

**2011 Indoor, Week #2****Men's 60m Dash****Great Lakes**

1	Kind BUTLER	JR	Indiana	6.72	1/15
2	Clint ALLEN	SR	Eastern Michigan	6.73	1/28
3	Devin PIPKIN	SR	Indiana	6.77	1/28
4	Shane CRAWFORD	SR	Purdue	6.78	1/28
5	Nathaniel SCALES	SO	Kent State	6.79	1/28
6	Gavin ROBERTSON	SO	Wisconsin	6.80	1/14
7	Yury RATOMSKI	SR	Michigan State	6.82	1/14
8	Justin CLARKE	FR	Michigan	6.83	1/22

Mid-Atlantic

1	Andre WALSH	FR	UMES	6.81	1/7
2	Christopher HARRISON	SR	Howard	6.86	12/4
3	Teo BENNETT	JR	Coppin State	6.88	12/4
3	Chadwich BROWN	SR	Mount St. Mary's	6.88	12/4
5	Justin HICKS	SO	Bucknell	6.89	12/4
6	Isaih BELL	SR	Bucknell	6.90	1/22
7	Kashif SMITH	JR	Princeton	6.91	12/11
8	Antony HOBWANA	SR	Pittsburgh	6.93	1/15

Midwest

1	Mookie SALAAM	JR	Oklahoma	6.55	1/28
2	Zye BOEY	SO	Eastern Illinois	6.70	1/29
3	Justin AUSTIN	JR	Iowa	6.71	1/28
4	Kenneth CHAMBERS	FR	Missouri	6.74	1/7
5	Ian WARNER	SO	Iowa State	6.75	1/29
5	Carlos ANDERSON	FR	Northern Iowa	6.75	1/28
7	Andrew RILEY	JR	Illinois	6.76	1/29
8	Martynas JURGILAS	JR	Kansas State	6.79	1/22

Mountain

1	Markus HENDERSON	JR	Texas Tech	6.64	1/21
2	Joe MORRIS	SO	Colorado	6.65	1/21
3	A.J. WHITAKER	JR	Colorado	6.74	1/21
4	Allah LARYEA-AKRONG	SO	Utah Valley	6.80	1/6
5	Armahd LEWIS	SR	Utah State	6.81	1/21
6	Mario HARRIS	SO	Wyoming	6.82	12/4
6	Quinton DODSON	JR	Colorado	6.82	1/21
8	Mike PYRTLE	SR	Utah State	6.83	1/21

Northeast

1	Kevin STEINBERG	JR	Connecticut	6.73	1/15
2	Chris BAIN	FR	Cornell	6.79	12/4
3	Kinsley OJUKWU	FR	Cornell	6.80	12/4
4	Kevin SMITH	FR	Connecticut	6.83	1/15
4	Aaron RADDEN	SO	Central Connecticut	6.83	1/15
6	Anthony VEGA	FR	Manhattan	6.86	12/1
7	Darnell CUMMINGS	FR	Connecticut	6.88	1/15
7	Connor REILLY	SO	Dartmouth	6.88	1/8

South

1	Maurice MITCHELL	JR	Florida State	6.64	1/28
2	Michael GRANGER	SO	Mississippi	6.67	12/3
2	Harry ADAMS	SO	Auburn	6.67	1/15
2	D'Angelo CHERRY	JR	Mississippi State	6.67	1/28
5	Travis BENJAMIN	JR	Miami (Fla.)	6.70	1/28
5	Dentarius LOCKE	FR	Tennessee	6.70	1/21
7	Terrell WILKS	SR	Florida	6.72	1/28
7	Kemar HYMAN	JR	Florida State	6.72	1/28

South Central

1	Gerald PHIRI	SR	Texas A&M	6.59	1/28
2	Prezel HARDY	FR	Texas A&M	6.61	1/28
2	Horatio WILLIAMS	SO	LSU	6.61	1/15
4	Cordero GRAY	SR	UT Arlington	6.67	1/28
5	Gabriel MVUMVURE	SR	LSU	6.68	1/28
6	Michael BRYAN	FR	Texas A&M	6.70	1/28
7	Charles SILMON	SO	TCU	6.72	1/28
7	Tran HOWELL	SR	Texas A&M	6.72	1/15
7	Errol NOLAN	SO	Houston	6.72	1/22

Southeast

1	Reggie DIXON	JR	Hampton	6.58	1/28
2	Javon YOUNG	JR	Charleston Southern	6.65	1/21
3	James TAYLOR	FR	Norfolk State	6.66	1/28
4	Justin MURDOCK	JR	Clemson	6.68	1/28
5	TJ GRAHAM	SO	NC State	6.70	1/14
6	Marquis HOLSTON	SO	Norfolk State	6.71	1/15
6	Warren FRASER	SO	Clemson	6.71	1/28
8	Dante SALES	SR	Western Kentucky	6.72	12/11

West

1	Chris MCSWAIN	JR	Arizona	6.79	1/28
2	Greg HORNSBY	SO	Washington State	6.80	1/21
3	Daniel AUBERRY	JR	Arizona State	6.85	1/28
4	Ronald BROOKINS	SR	Sacramento State	6.86	1/28
5	Amaechi MORTON	JR	Stanford	6.88	1/15
6	Justin HARRIS	FR	UC Riverside	6.91	1/28
7	Hernell DYER	FR	UC Riverside	6.93	1/28
7	Allante BATTLE	JR	Arizona State	6.93	1/28

USTFCCA Non-Member

Will NOT be ranked, beginning Week 2

**2011 Indoor, Week #2****Men's 200m Dash****Great Lakes**

1	Gavin ROBERTSON	SO	Wisconsin	21.14	1/14
2	Kind BUTLER	JR	Indiana	21.18	1/15
3	Phil FERGUSON	JR	Akron	21.23	1/21
4	Kyle JEFFERSON	JR	Wisconsin	21.44	1/28
5	Clint ALLEN	SR	Eastern Michigan	21.46	1/28
6	Princeton BRYSON	JR	Kent State	21.48	1/21
7	Yury RATOMSKI	SR	Michigan State	21.55	1/14
8	Devin PIPKIN	SR	Indiana	21.63	1/28

Mid-Atlantic

1	Brady GEHRET	FR	Penn State	21.29	1/15
2	Teo BENNETT	JR	Coppin State	21.43	12/4
3	Damian MILES	JR	UMES	21.52	1/28
4	Emunael MPANDUKI	SO	Penn State	21.59	1/8
4	Andre WALSH	FR	UMES	21.59	1/14
6	Aaron NADOLSKY	SO	Penn State	21.73	1/15
7	Ryan CARTER	SO	Delaware State	21.74	1/15
8	Marcus WALLACE	FR	UMES	21.86	12/10

Midwest

1	Zye BOEY	SO	Eastern Illinois	20.74	1/29
2	Mookie SALAAM	JR	Oklahoma	20.76	1/28
3	Justin AUSTIN	JR	Iowa	20.83	1/28
4	Stanley AZIE	SR	Illinois	21.16	1/21
5	Steven WILLEY	SR	Iowa	21.34	1/21
6	Patrick RICHARDS	JR	Iowa	21.43	1/21
7	Evan PIERSON	JR	Oklahoma	21.48	1/28
8	Kenneth CHAMBERS	FR	Missouri	21.58	1/14

Mountain

1	Markus HENDERSON	JR	Texas Tech	21.11	1/21
2	Armahd LEWIS	SR	Utah State	21.34	1/28
3	Joe MORRIS	SO	Colorado	21.53	1/29
4	Thomas TRUJILLO	JR	New Mexico	21.77	1/21
5	Quinton DODSON	JR	Colorado	21.78	1/29
6	Mike PHILLIPS	SR	Weber State	21.83	1/28
7	Evan TAYLOR	SO	Northern Colorado	21.87	1/29
8	Anderson MUTEGI	SR	UTEP	21.89	1/15

Northeast

1	Aaron RADDEN	SO	Central Connecticut	21.41	1/21
2	Brian SMITH	SR	Buffalo	21.69	1/15
3	R.J. PAGE	JR	Boston University	21.76	1/28
4	David KENNEDY	SR	Rhode Island	21.78	1/28
5	Brian RICHARDS	SO	Long Island	21.81	1/21
6	Marty EVANS	SR	Yale	21.87	1/22
7	Jalil BISHOP	FR	Dartmouth	22.03	1/28
8	Kinsley OJUKWU	FR	Cornell	22.05	1/29

South

1	Kirani JAMES	SO	Alabama	20.58	1/21
2	Brandon BYRAM	SR	Florida State	20.73	1/28
3	Maurice MITCHELL	JR	Florida State	20.97	1/21
4	Tavaris TATE	SO	Mississippi State	21.13	1/28
5	Dentarius LOCKE	Se	Tennessee	21.15	1/14
6	Kendall MAY	SR	Mississippi State	21.27	1/28
7	Torrin LAWRENCE	JR	Georgia	21.28	1/28
8	Jarael NELVIS	FR	Tennessee	21.33	1/14

South Central

1	Gerald PHIRI	SR	Texas A&M	20.80	1/22
2	Horatio WILLIAMS	SO	LSU	20.86	1/22
3	Whitney PREVOST	SR	Baylor	20.88	1/15
4	Demond BURNS	JR	Ark.-Little Rock	21.03	1/22
5	Tran HOWELL	SR	Texas A&M	21.05	1/22
5	Marek NIIT	SO	Arkansas	21.05	1/28
7	Riker HYLTON	JR	LSU	21.08	1/28
8	Marcus BOYD	SR	Baylor	21.11	1/28

Southeast

1	James TAYLOR	FR	Norfolk State	21.08	1/21
2	Reggie DIXON	JR	Hampton	21.11	12/4
3	Marquis HOLSTON	SO	Norfolk State	21.18	1/15
4	Darius LAW	SR	Charlotte	21.23	1/28
5	Joe CRAIG	FR	Clemson	21.37	1/28
6	Antonio SALES	SR	South Carolina	21.43	1/14
7	Kyron JOSEPH	FR	Kentucky	21.48	1/28
8	TJ GRAHAM	SO	NC State	21.54	1/21

West

1	Chris MCSWAIN	JR	Arizona	21.20	1/28
2	Michael BERRY	FR	Oregon	21.41	1/28
3	Manoah WESSON	JR	Boise State	21.60	1/15
4	Amaechi MORTON	JR	Stanford	21.63	1/21
5	William HENRY	FR	Arizona State	21.67	1/28
6	Greg HORNSBY	SO	Washington State	21.73	1/28
7	Allante BATTLE	JR	Arizona State	21.83	1/28
7	Daniel AUBERRY	JR	Arizona State	21.83	1/28

USTFCCA Non-Member

Will NOT be ranked, beginning Week 2



USTFCCCA NCAA Division I Regional Index

2011 Indoor, Week #2

as of 2/1/2011 9:28:26 AM

Men's 400m Dash

Great Lakes

1	Thomas MURDAUGH	JR		Ohio State	46.75	1/15
2	Grant BUGHMAN	JR		Wisconsin	47.69	1/28
3	Phil FERGUSON	JR		Akron	47.80	1/21
4	Drew SIMMONS	FR		Wisconsin	47.88	1/28
5	Lesley HANNA	SR		Detroit	48.04	1/28
6	Patrick FEENEY	FR		Notre Dame	48.17	1/22
7	Aaron ROBERTS	SR		Ohio State	48.31	1/15
7	Matthew CAMPBELL	JR		Michigan	48.31	1/15

Mid-Atlantic

1	Austin HOLLIMON	JR		Princeton	46.47	1/29
2	Teo BENNETT	JR		Coppin State	47.38	1/28
3	Jermaine LOWERY	JR		Pittsburgh	47.79	1/28
4	Russell DINKINS	SO		Princeton	47.95	1/8
5	Aaron NADOLSKY	SO		Penn State	48.01	1/28
6	Thomas KEANE-DAWES	SR		UMES	48.02	1/28
7	Calvin DASCENT	JR		Morgan State	48.21	12/10
8	Aaron YOUNGER	JR		Rutgers	48.37	1/7

Midwest

1	Steven WILLEY	SR		Iowa	46.88	1/28
2	Patrick RICHARDS	JR		Iowa	47.20	1/21
3	Luke LEISCHNER	JR		South Dakota State	47.37	1/29
4	Kevin BRADLEY	SO		Minnesota	47.62	1/21
5	Mookie SALAAM	JR		Oklahoma	47.64	1/15
6	Jeffery GIBSON	SO		Oral Roberts	47.67	1/22
7	Eric BAILEY	SR		Oklahoma	47.73	1/15
8	Remuro HENRY	SR		Oklahoma	47.77	1/28

Mountain

1	Gil ROBERTS	SR		Texas Tech	47.35	1/21
2	Anderson MUTEGI	SR		UTEP	47.36	1/28
3	Cade LINDAHL	SO		BYU	47.63	1/28
4	Sean ADAMS	SO		BYU	48.09	1/21
5	James Derek MCALLISTER	SO		BYU	48.49	1/6
6	Mike PHILLIPS	SR		Weber State	48.51	1/28
7	Robert Seth MONSON	FR		Colorado State	48.58	1/29
8	Chris CARTER	JR		BYU	48.68	1/21

Northeast

1	Joel SENICK	JR		Boston University	47.65	1/28
2	Tewado LATTY	JR		Boston University	48.09	1/28
3	David KENNEDY	SR		Rhode Island	48.34	1/15
4	Marty EVANS	SR		Yale	48.84	1/28
5	Grahm TOOKER	JR		Colgate	49.18	12/4
6	Corryl BOYD	SR		Long Island	49.22	1/14
7	Anderson EMEROLE	JR		Hartford	49.23	1/28
8	Anthony DAVIDSON	SO		Rhode Island	49.24	1/28

South

1	Tavaris TATE	SO		Mississippi State	46.35	1/28
2	James HARRIS	FR		Mississippi State	47.17	1/28
3	Daundre BARNABY	SO		Mississippi State	47.31	1/28
4	Torrin LAWRENCE	JR		Georgia	47.48	1/15
5	Noah AKWU	SO		Middle Tennessee	47.49	1/28
6	Dante' OLIVER	FR		Mississippi	47.56	12/3
7	Varick TUCKER	JR		Tennessee	47.64	1/14
8	Stephon PAMILTON	FR		Bethune-Cookman	47.96	1/29

South Central

1	Tabarie HENRY	SR		Texas A&M	46.33	1/28
2	Marek NIIT	SO		Arkansas	46.76	1/28
3	Marcus BOYD	SR		Baylor	46.77	1/15
4	Demetrius PINDER	SR		Texas A&M	46.87	1/22
4	Darryl HAYES	JR		Sam Houston State	46.87	1/12
6	Bryan MILLER	SR		Texas A&M	46.92	1/22
7	Joey ROBERTS	JR		Texas A&M	47.19	1/15
8	Riker HYLTON	JR		LSU	47.32	1/22

Southeast

1	Marquis HOLSTON	SO		Norfolk State	46.87	1/28
2	Darius LAW	SR		Charlotte	46.88	1/28
3	Clayton PARROS	SO		North Carolina	46.91	1/14
4	Clayton GRAVESANDE	FR		South Carolina	47.65	1/28
5	Jordan RISPRESS	SO		Clemson	47.76	1/28
6	Kyle YOUNKIN	FR		Clemson	47.99	1/28
7	Andre CARTER	SO		South Carolina	48.06	1/28
8	Brunson MILLER	SO		Citadel	48.10	1/29

West

1	Amaechi MORTON	JR		Stanford	46.23	1/28
2	Jeshua ANDERSON	SR		Washington State	47.12	1/28
3	William HENRY	FR		Arizona State	47.96	1/28
4	Jeff DAW	JR		Boise State	48.01	1/22
5	Brandon DAWSON	SO		Washington State	48.09	1/28
6	Manoah WESSON	JR		Boise State	48.17	1/22
7	Brad WALL	JR		Eastern Washington	48.23	1/15
8	Rolando TRAMMEL	SO		Boise State	48.53	1/28

USTFCCCA Non-Member

Will NOT be ranked, beginning Week 2

**2011 Indoor, Week #2****Men's 800m Run****Great Lakes**

1	Jeremy RAE	SO		Notre Dame	1:49.15	1/28
2	Zach MELLON	SO		Wisconsin	1:50.40	1/28
3	Willie BROWN	SO		Akron	1:50.65	1/21
4	Andrew BAYER	SO		Indiana	1:50.73	1/8
5	Joseph HOLAHAN	SO		Indiana	1:51.11	1/8
6	Daniel STOCKBERGER	JR		Indiana	1:51.21	1/8
7	Cory LESLIE	JR		Ohio State	1:51.26	1/15
8	Jacob PALMER	SR		Purdue	1:51.58	1/28

Mid-Atlantic

1	Casimir LOXSOM	SO		Penn State	1:47.36	1/28
2	Dontave COWSETTE	JR		Pittsburgh	1:51.04	1/28
3	Samuel ELLISON	FR		Villanova	1:51.22	1/29
4	Theon O'CONNOR	JR		Georgetown	1:51.24	1/28
5	Peter CALLAHAN	SO		Princeton	1:51.43	1/8
6	Owen DAWSON	SR		Penn State	1:51.52	1/28
7	Matthew WIKLER	SR		Villanova	1:52.08	1/29
8	Lou PARISI	SR		Temple	1:52.80	1/28

Midwest

1	Erik SOWINSKI	JR		Iowa	1:48.75	1/28
2	Nick HUTTON	SO		Minnesota	1:50.14	1/21
3	Tommy BRINN	SO		Nebraska	1:50.54	1/28
4	Blaise REWAKA	SR		Nebraska	1:50.66	1/28
5	Ben BLANKENSHIP	JR		Minnesota	1:50.75	1/21
6	Harun ABDA	SO		Minnesota	1:51.03	1/29
7	Rico LOY	SO		Iowa State	1:51.24	1/29
8	Brady FRITZ	JR		Northern Iowa	1:51.41	1/28

Mountain

1	Miles BATTY	JR		BYU	1:48.88	1/21
2	Justin HEDIN	JR		BYU	1:49.59	1/28
3	Gabe ARAGON	FR		New Mexico	1:49.68	1/28
4	David BISHOP	SR		New Mexico	1:50.97	1/28
5	Brian WEIRICH	SR		BYU	1:51.51	1/21
6	Patrick CASEY	SO		Montana State	1:51.66	1/28
7	John CORDOVA	FR		New Mexico	1:52.27	1/28
8	James HEINER	SR		BYU	1:52.30	1/28

Northeast

1	Anthony ROMANIW	SO		Dartmouth	1:50.29	1/28
2	Michael RUTT	SR		Connecticut	1:51.45	1/21
3	Julius MUTEKANGA	SR		Long Island	1:51.56	1/21
4	John SCHILKOWSKI	FR		Cornell	1:51.59	1/29
5	Joseph WOIWODE	FR		Dartmouth	1:52.26	1/28
6	Brian SCHMIDT	SR		Fordham	1:52.71	1/28
7	Brian HILL	SR		Harvard	1:53.01	1/14
8	Evan WHETSELL	JR		Northeastern	1:53.13	12/4

South

1	Darrin GIBSON	SO		Florida State	1:50.29	1/28
2	Delorean PEEK	SR		Alabama State	1:50.44	1/14
3	Aaron EVANS	JR		Georgia	1:50.49	1/28
4	Sean OBINWA	FR		Florida	1:50.72	1/28
5	John MITCHELL	SO		Florida	1:51.35	1/28
6	Joe FRANKLIN	Ju		Tennessee	1:51.61	1/14
7	Tyrone MCCOY	SR		Savannah State	1:51.64	1/21
8	Emmanuel BOR	SR		Alabama	1:52.53	1/14

South Central

1	Chulol DEY	SO		Arkansas	1:48.70	1/28
2	Joey ROBERTS	JR		Texas A&M	1:49.47	12/11
3	Drew BUTLER	SO		Arkansas	1:49.87	1/28
4	Chris BILBREW	SR		Arkansas	1:49.95	1/28
5	Michael PREBLE	JR		Texas A&M	1:50.14	1/22
6	Jack OBRIEN	JR		TCU	1:50.34	1/28
7	Sean ZURKO	SR		TCU	1:50.37	1/28
8	Gavyn NERO	SO		Baylor	1:50.44	1/28

Southeast

1	Sharif WEBB	SR		Kentucky	1:50.59	1/28
2	Howard SHEPARD	SO		Louisville	1:51.48	1/14
3	Anthony KOSTELAC	FR		Virginia	1:51.59	1/14
4	Chris SLATE	JR		Clemson	1:51.65	1/28
5	Brett JOHNSON	SO		Virginia	1:51.66	1/14
6	Jasen TURNBULL	SR		Clemson	1:51.78	1/28
7	TJ HOBART	FR		Virginia	1:51.93	1/14
8	Nathan HENDERSHOT	FR		Clemson	1:52.22	1/15

West

1	James EICHBERGER	SO		Arizona	1:48.43	1/28
2	Elijah GREER	SO		Oregon	1:48.45	1/28
3	Joe ABBOTT	JR		Washington State	1:48.46	1/28
4	Dylan FERRIS	JR		Stanford	1:49.11	1/28
5	Boru GUYOTA	FR		Oregon	1:50.34	1/28
6	Ryan STYRK	JR		Washington	1:50.36	1/28
7	Tony CRISOFULLI	JR		Portland State	1:50.78	1/28
8	Nathaniel LITWILLER	FR		Sacramento State	1:51.91	1/28

USTFCCA Non-Member

Will NOT be ranked, beginning Week 2



USTFCCCA NCAA Division I Regional Index

2011 Indoor, Week #2

as of 2/1/2011 9:28:27 AM

Men's Mile Run

Great Lakes

1	Andrew BAYER	SO		Indiana	3:57.75	1/28
2	Cory LESLIE	JR		Ohio State	3:57.97	1/28
3	Kris GAUSON	SR		Butler	4:00.31	1/28
4	Ben HUBERS	JR		Indiana	4:00.47	1/28
5	Alexander HATZ	FR		Wisconsin	4:02.91	1/28
5	Terefe EJIGU	SO		Eastern Michigan	4:02.91	1/28
7	Reed CONNOR	SO		Wisconsin	4:03.21	1/28
8	Daniel STOCKBERGER	JR		Indiana	4:04.04	1/28

Mid-Atlantic

1	Ryan FOSTER	SR		Penn State	3:58.49	1/28
2	Owen DAWSON	SR		Penn State	4:04.26	1/15
3	Matthew GIBNEY	SR		Villanova	4:04.99	1/29
4	Mathew MILDENHALL	SO		Villanova	4:05.88	1/29
5	Andrew HANKO	SR		Navy	4:06.08	1/29
6	Greg KELSEY	SR		Maryland	4:06.65	1/22
7	Cody ROME	JR		Navy	4:06.72	1/14
8	Ayalew TAYE	SR		Georgetown	4:07.02	1/14

Midwest

1	Thomas FARRELL	SO		Oklahoma State	4:02.38	1/28
2	Shane MOSKOWITZ	FR		Oklahoma State	4:04.39	1/28
3	Eric HARASYN	SR		Oklahoma	4:06.01	1/21
4	George ALEX	JR		Oklahoma	4:06.32	1/21
5	Zach DAHLEEN	SO		Southern Illinois	4:06.94	1/28
6	Mike TORCHIA	SR		Minnesota	4:07.10	1/21
7	Jeff SCHIRMER	SR		Southern Illinois	4:07.42	1/14
8	Jeff THODE	SO		Iowa	4:08.08	1/21

Mountain

1	Miles BATTY	JR		BYU	3:59.27	1/6
2	Ross MILLINGTON	SO		New Mexico	3:59.86	1/28
3	Patrick CASEY	SO		Montana State	4:02.04	1/28
4	Diego ESTRADA	SO		Northern Arizona	4:03.64	1/28
5	Sam EVANS	SO		New Mexico	4:05.07	1/15
6	Travis FULLER	SO		BYU	4:06.64	1/6
7	Jacob COSBY	SO		BYU	4:06.76	1/28
8	Benjamin JOHNSTON	FR		BYU	4:07.45	1/28

Northeast

1	David MCCARTHY	JR		Providence	4:00.74	1/23
2	Michael RUTT	SR		Connecticut	4:05.21	1/29
3	Dominic CHANNON	JR		Providence	4:06.56	1/28
4	Matt PAULSON	SO		Boston University	4:07.04	1/28
5	Adrien DANNEMILLER	JR		Cornell	4:07.27	1/29
6	Riley MASTERS	JR		Maine	4:08.18	1/21
7	Tom ROBBINS	SR		Dartmouth	4:09.61	1/28
8	Paul LAGNO	JR		Albany	4:09.64	1/21

South

1	Dumisane HLAELO	JR		Florida	4:05.95	1/28
2	Joel ROP	SR		Alabama	4:09.16	1/21
3	Shawn ROBERTS	SO		Georgia Tech	4:10.36	1/28
4	Mark MENDREK-LASKE	SR		Georgia Tech	4:10.73	1/28
5	Derek WEHUNT	FR		Florida	4:11.40	1/28
6	James POST	SO		North Florida	4:11.51	1/29
7	Cameron DICKERSON	JR		North Florida	4:12.19	1/29
8	Carrison KEMEI	SO		Alabama	4:12.47	1/21

South Central

1	Patrick MCGREGOR	SO		Texas	4:02.27	1/28
2	Bryan CANTERO	FR		Arkansas	4:03.67	1/28
3	Logan GONZALES	SR		Texas	4:05.44	1/28
4	Thomas CATTIN-MASSON	SO		Arkansas	4:06.57	1/28
5	Chuol DEY	SO		Arkansas	4:08.71	1/14
6	Zac FLOWERS	JR		Baylor	4:10.65	1/15
7	Kevin RAYES	FR		Texas	4:11.13	1/28
8	Ryan DOHNER	FR		Texas	4:11.36	1/14

Southeast

1	Sam CHELANGA	SR		Liberty	4:03.84	1/21
2	Emil HEINEKING	JR		Virginia	4:05.83	1/21
3	Isaac PRESSON	FR		North Carolina	4:06.38	1/29
4	Soufiane BOUCHIKHI	SO		Eastern Kentucky	4:06.50	1/28
5	Josh NADZAM	SR		Kentucky	4:06.70	1/28
6	Shadrack KIPCHIRCHIR	SO		Western Kentucky	4:07.13	1/28
7	Chris MOEN	JR		Appalachian State	4:08.61	1/28
7	Josh LUND	SR		Duke	4:08.61	1/21

West

1	Cory PRIMM	SR		UCLA	4:02.10	1/28
2	Matthew CENTROWITZ	JR		Oregon	4:04.01	1/28
3	Colton TULLY-DOYLE	SR		Washington	4:05.20	1/28
4	Matt CRONRATH	SO		Washington State	4:05.51	1/28
5	Joey BYWATER	SO		Washington	4:05.78	1/28
6	Scott CRAWFORD	SR		UCLA	4:06.12	1/28
7	David HICKERSON	SR		Washington State	4:06.79	1/28
8	Andrew KIMPEL	FR		Washington State	4:06.95	1/28

USTFCCCA Non-Member

Will NOT be ranked, beginning Week 2

**2011 Indoor, Week #2****Men's 3000m Run****Great Lakes**

1	Andrew BAYER	SO		Indiana	7:48.35	1/21
2	Andrew POORE	JR		Indiana	7:55.54	1/21
3	Ben HUBERS	JR		Indiana	7:59.68	1/21
4	Zachary MAYHEW	SO		Indiana	8:05.96	1/21
5	Alexander BRILL	FR		Wisconsin	8:06.99	1/28
6	Ross CLARKE	FR		Butler	8:08.99	1/21
7	Elliot KRAUSE	SO		Wisconsin	8:12.53	1/28
8	Craig FORYS	JR		Michigan	8:14.92	1/15

Mid-Atlantic

1	Hugo BEAMISH	JR		Villanova	8:03.57	1/29
2	Brian LONG	SR		Villanova	8:06.59	1/21
3	Mathew MILDENHALL	SO		Villanova	8:06.96	1/21
4	Mark AMIRALTY	SR		Princeton	8:09.27	1/29
5	Brian LEUNG	JR		Princeton	8:11.56	1/29
6	Cody ROME	JR		Navy	8:12.91	1/29
7	Dylan SORENSEN	SO		Georgetown	8:15.32	1/28
8	Ben FURCHT	FR		Georgetown	8:16.52	1/28

Midwest

1	David ADAMS	SR		Nebraska	7:58.62	1/28
2	Rico LOY	SO		Iowa State	8:09.08	1/21
3	Kevin SCHWAB	SO		Oklahoma	8:09.66	1/21
4	Pieter GAGNON	SO		Minnesota	8:17.33	1/29
5	Jim RIDDLE	SO		Illinois	8:20.17	1/21
6	Andrew LARSEN	FR		Minnesota	8:20.66	1/29
7	Hillary BOR	SR		Iowa State	8:21.60	1/29
8	Michael KRSNAK	SO		South Dakota State	8:21.72	1/21

Mountain

1	Nathan OGDEN	SR		BYU	8:00.55	1/28
2	Miles BATTY	JR		BYU	8:02.83	1/28
3	Christian THOMPSON	SR		Colorado	8:09.29	1/28
4	Diego ESTRADA	SO		Northern Arizona	8:09.94	1/28
5	Rex SHIELD	SO		BYU	8:10.65	1/6
6	Jared ROHATINSKY	SO		BYU	8:11.75	1/6
7	Patrick CASEY	SO		Montana State	8:12.51	1/21
8	Jared WARD	FR		BYU	8:13.22	1/28

Northeast

1	Leonard KORIR	JR		Iona	7:51.40	1/28
2	Riley MASTERS	JR		Maine	7:53.11	1/28
3	David MCCARTHY	JR		Providence	7:53.33	1/28
4	Ben LINDSAY	SR		Iona	8:02.96	1/29
5	Mitch GOOSE	JR		Iona	8:10.79	1/28
6	Daniel LIPUS	JR		Iona	8:13.89	1/28
7	Corey ROBINSON	JR		Syracuse	8:14.86	1/28
8	Pat DUPONT	SO		Syracuse	8:15.05	1/28

South

1	Fred SAMOEI	SR		Alabama	8:03.20	1/14
2	Julius BOR	SR		Alabama	8:07.81	1/14
3	Michael FOUT	SO		Florida State	8:10.77	1/28
4	Wesley RICKMAN	FR		Florida State	8:11.24	1/28
5	Alexander SMYTH	SR		Florida State	8:13.55	1/28
6	Justus DAVID	JR		Middle Tennessee	8:15.67	1/28
7	Carrison KEMEI	SO		Alabama	8:15.76	1/14
8	David FORRESTER	SO		Florida State	8:15.96	1/28

South Central

1	Eric FERNANDEZ	SO		Arkansas	7:59.30	1/28
2	Ryan DOHNER	FR		Texas	8:06.47	1/28
3	Lane BOYER	JR		Arkansas	8:10.54	1/28
4	Solomon HAILE	SO		Arkansas	8:11.56	1/28
5	Richard CHAUTIN	SO		LSU	8:20.32	1/28
6	Alan STICKER	SR		LSU	8:21.22	1/28
7	Maximo MENDOZA	SR		Houston Baptist	8:22.26	1/28
8	Habben BERHANE	SR		Texas	8:23.81	1/28

Southeast

1	Michael HAMMOND	JR		Virginia Tech	8:07.35	12/3
2	William MULHERIN	JR		Virginia Tech	8:07.68	12/3
3	Shadrack KIPCHIRCHIR	SO		Western Kentucky	8:07.88	1/14
4	Andrew BRODEUR	JR		Duke	8:10.81	1/21
5	Ryan MCDERMOTT	SR		Duke	8:12.58	1/21
6	Bo WAGGONER	SR		Duke	8:13.40	1/21
7	Jake HURYSZ	FR		North Carolina	8:13.67	1/29
8	Sean KEVEREN	SO		Virginia	8:15.34	1/21

West

1	Elliott HEATH	JR		Stanford	7:52.27	1/28
2	Lawi LALANG	FR		Arizona	7:55.05	1/28
3	Stephen SAMBU	JR		Arizona	7:55.62	1/28
4	Collin JARVIS	FR		California	7:59.85	1/28
5	James CAMERON	SO		Washington	8:02.72	1/28
6	Miles UNTERREINER	JR		Stanford	8:05.59	1/28
7	Benjamin JOHNSON	JR		Stanford	8:07.84	1/28
8	Mohamud IGE	SR		Arizona	8:10.90	1/28

USTFCCCA Non-Member

Will NOT be ranked, beginning Week 2



2011 Indoor, Week #2

Men's 5000m Run

Great Lakes

1	Ben HUBERS	JR		Indiana	13:44.93	1/28
2	Andrew POORE	JR		Indiana	13:45.33	1/28
3	Zachary MAYHEW	SO		Indiana	13:58.40	1/28
4	Kiplangat TISIA	JR		Kent State	14:22.66	1/15
5	Patrick LIEDERBACH	SR		Detroit	14:38.84	12/3
6	Nate MORROW	SO		Indiana	14:40.07	1/28
7	Dan JACKSON	SR		Notre Dame	14:44.42	12/3
8	Ryan GAMBOA	SR		Notre Dame	14:45.73	12/3

Mid-Atlantic

1	Greg KELSEY	SR		Maryland	14:19.70	1/29
2	Andrew HANKO	SR		Navy	14:29.37	12/4
3	Philip CAWKWELL	SR		Penn	14:33.62	1/28
4	Dean BLACK	SO		Navy	14:36.98	1/29
5	Colin EUSTIS	SR		American	14:40.31	1/22
6	John SATTERWHITE	SO		Navy	14:40.83	1/8
7	Joe BEVERIDGE	SO		La Salle	14:42.26	1/29
8	Robert ALVARADO	SR		Navy	14:42.69	1/29

Midwest

1	Jeff SCHIRMER	SR		Southern Illinois	13:53.60	1/28
2	Matthew GRAHAM	JR		DePaul	14:34.11	12/3
3	Tom ACHTIEN	SO		Illinois	14:41.36	1/29
4	Brian HOLDMEYER	JR		Saint Louis	14:43.14	1/21
5	Josh STEIN	JR		Loyola-Chicago	14:45.76	1/28
6	Jordan HEBERT	SO		Illinois	14:50.46	1/29
7	Jesse ADAMS	JR		Nebraska	14:53.68	1/28
8	Phil POMPEI	SO		Illinois	14:55.21	1/29

Mountain

1	Brett HALES	SR		Weber State	14:22.53	1/28
2	Ryan DAVIS	SR		Idaho State	14:57.23	1/28
3	Carl NYSTUEN	JR		Montana State	14:59.48	1/28
4	Isaiah BRAGG	FR		Air Force	15:08.15	1/22
5	Michael FISHER	SR		Montana	15:09.43	1/28
6	Nick ALLEN	FR		Weber State	15:10.88	1/28
7	Bryce JENKINS	SO		Idaho State	15:11.96	1/28
8	Kevin DICKEY	JR		Weber State	15:13.33	1/28

Northeast

1	Phil ROYER	SO		Dartmouth	14:07.48	1/28
2	Ethan SHAW	JR		Dartmouth	14:18.10	1/28
3	Andrew PALMER	FR		Syracuse	14:25.63	1/28
4	Adam DOHERTY	SO		Dartmouth	14:25.76	1/28
5	Reed KAMYSZEK	FR		Syracuse	14:28.32	1/28
6	Max STRANEVA	FR		Syracuse	14:29.43	1/28
7	Jon GAULT	SO		Dartmouth	14:35.20	1/28
8	Aliaksandr LEUCHANKA	SO		Albany	14:39.22	1/21

South

1	Brett RICHARDSON	JR		Georgia	14:42.37	1/28
2	Seth PROCTOR	JR		Florida State	14:56.28	1/28
3	Martin KIRUI	SR		Mississippi	15:06.63	1/28
4	Tom GILMARTIN	JR		Tennessee	15:14.58	1/21
5	Kipchirchir KIPTOO	FR		Mississippi	15:15.40	1/28
6	Ryan BURRUS	SO		Kennesaw State	15:15.89	1/28
7	Nicholas MAEDEL	JR		Florida State	15:18.05	1/28
8	Max HOLMAN	FR		Mississippi	15:21.69	1/22

South Central

1	Kevin BURNETT	JR		Texas A&M	14:36.35	1/22
2	Will BARRY	JR		Texas A&M	14:44.35	1/22
3	Richard CHAUTIN	SO		LSU	14:48.28	1/22
4	MacLean O'DONNELL	JR		Texas A&M	14:48.31	1/22
5	James HODGES	JR		Texas A&M	14:49.88	1/22
6	Jonathon CHERONO	SR		Ark.-Little Rock	14:55.30	1/22
7	Bailey BUNYAN	JR		Arkansas State	15:02.68	1/22
8	Jordan CHAPPELL	FR		Texas A&M	15:08.47	1/28

Southeast

1	Sam CHELANGA	SR		Liberty	13:37.55	1/28
2	Josh EDMONDS	SR		Liberty	14:25.89	1/21
3	Clint MCKELVEY	FR		Duke	14:33.90	1/21
4	Alex MCGRATH	SO		William and Mary	14:39.46	1/29
5	Brian ATKINSON	FR		Duke	14:42.98	1/21
6	Ben MASSAM	SR		William and Mary	14:52.80	1/29
7	Philemon KIMUTAI	JR		Norfolk State	14:54.27	1/21
8	Terrance ATTEMA	SR		Campbell	14:55.38	1/28

West

1	Luke PUSKEDRA	JR		Oregon	13:46.70	1/28
2	Danny MERCADO	SR		Oregon	14:09.53	1/28
3	Parker STINSON	FR		Oregon	14:10.91	1/28
4	Kenny KLOTZ	SR		Oregon	14:57.05	1/28
5	Jeremiah DUBE	JR		Idaho	14:57.60	1/28
6	Cody BARTON	JR		Eastern Washington	15:22.89	1/28
7	Juan OLEA	SR		Cal State Northridge	15:32.45	1/28
8	Graham VAUX	SR		Eastern Washington	15:34.24	1/28

USTFCCCA Non-Member

Will NOT be ranked, beginning Week 2



USTFCCCA NCAA Division I Regional Index

2011 Indoor, Week #2

as of 2/1/2011 9:28:28 AM

Men's 60m Hurdles

Great Lakes

1	Vanier JOSEPH	SO		Eastern Michigan	7.80	1/28
2	Tyshaun PEOPLES	JR		Akron	7.83	1/28
3	Carl BUCHANON	SR		Michigan	7.90	1/15
4	Greggmar SWIFT	FR		Indiana State	7.91	12/10
5	Demoye BOGLE	FR		Ohio State	7.97	1/28
6	Nicholas MCCAMPBELL	SR		Michigan	8.01	1/15
7	Derek DROUIN	JR		Indiana	8.02	1/15
8	Kevin LANIER	JR		Eastern Michigan	8.03	1/22
8	Durell BUSBY	SO		Milwaukee	8.03	1/28

Mid-Atlantic

1	Chris KINNEY	SR		Georgetown	7.78	1/28
2	Tashaun HILL	SO		Pittsburgh	8.07	1/28
3	Richard SHELDON	SO		Princeton	8.12	1/29
4	Jermol DIX	JR		UMES	8.13	12/10
5	Ackee SMITH	JR		UMES	8.15	1/21
6	Rob ARENT	JR		Bucknell	8.16	1/22
7	Wallace SPENCER	FR		Howard	8.18	12/4
8	Trae PROCTOR	SO		UMBC	8.21	1/8
8	David HIGHTOWER	SO		Rider	8.21	1/8

Midwest

1	Andrew RILEY	JR		Illinois	7.74	1/21
2	Jordan MULLEN	SO		Iowa	7.75	1/21
3	Mantas SILKAUSKAS	JR		Kansas State	7.80	1/22
4	Jeffrey JULMIS	JR		Kansas State	7.86	1/28
5	Lawson MONTGOMERY	JR		Wichita State	7.88	1/22
6	Todd MCKOWN	JR		Wichita State	7.93	1/22
7	Cody WISSELEAD	SR		Illinois	7.98	1/29
8	Matt TETZLAFF	SO		North Dakota State	7.99	1/21

Mountain

1	Bryce BROWN	SR		Texas Tech	7.74	1/21
2	Brandon TUCKER	JR		Texas Tech	7.81	1/21
3	Jamele MASON	JR		Texas Tech	7.83	1/21
4	Shane BRATHWAITE	JR		Texas Tech	8.01	1/28
5	Trevor BROWN	FR		Colorado State	8.09	1/29
6	Kelby DIAS	SO		Colorado State	8.14	1/29
7	De'Vron WALKER	SO		New Mexico	8.16	1/28
7	Bryce BERGMAN	JR		Air Force	8.16	1/22

Northeast

1	Domonick SYLVE	SR		Army	7.98	1/15
2	Bertony JEAN-LOUIS	JR		Sacred Heart	8.01	1/28
3	Tyler COTTO	SR		UMass	8.05	1/21
3	Donald POLLITT	FR		Syracuse	8.05	1/22
5	Jeremy ROSADO	SO		Sacred Heart	8.09	12/5
6	Matthew CALLANAN	JR		Syracuse	8.10	1/28
7	Dan HAGBERG	JR		Cornell	8.13	1/29
8	Andrew OMOREGIE	SR		Buffalo	8.21	1/22

South

1	Devon HILL	JR		Miami (Fla.)	7.77	1/28
2	Eddie LOVETT	FR		Florida	7.88	1/28
3	William WYNNE	SO		Florida	7.92	1/28
4	Roscoe PAYNE	JR		Middle Tennessee	7.93	12/11
5	Wilner MARCELIN	SO		Florida Internationa	7.96	1/29
6	Michael JAMES	SR		East Tennessee Stat	7.97	1/28
6	Tremaine GRANT	SO		Florida State	7.97	1/28
8	David ARISTIL	JR		USF	7.98	1/21
8	Eric CRAY	SR		Bethune-Cookman	7.98	1/29

South Central

1	Barrett NUGENT	JR		LSU	7.75	1/22
2	Wayne DAVIS II	SO		Texas A&M	7.81	1/28
3	Keiron STEWART	SO		Texas	7.84	1/28
4	Nick MCCLLOUD	JR		Stephen F. Austin	7.89	1/28
5	Sheldon WILKINSON	JR		Texas Southern	7.90	1/21
6	Keyunta HAYES	FR		UTSA	8.00	1/28
6	Billy Ray WALKER	SR		Louisiana Tech	8.00	1/22
8	Scottie JONES	JR		Sam Houston State	8.01	1/21

Southeast

1	Adams ABDULRAZAAQ	SR		Virginia	7.75	1/21
2	Isaac MCREYNOLDS	JR		Charlotte	7.78	1/14
3	Keith HAYES	JR		Kentucky	7.80	1/28
4	Spencer ADAMS	SO		Clemson	7.83	1/28
5	Predist WALKER	SR		Hampton	7.90	12/4
6	Lavell HANDY	JR		George Mason	7.95	1/21
6	Aramis MASSENBURG	SR		Norfolk State	7.95	12/5
8	Keith NKRUMAH	FR		Norfolk State	7.98	1/28

West

1	Ronald BROOKINS	SR		Sacramento State	7.86	1/28
2	Amaechi MORTON	JR		Stanford	7.94	1/15
3	David KLECH	SR		Oregon	7.99	1/28
4	Jeshua ANDERSON	SR		Washington State	8.02	1/28
5	Eric HERSEY	SR		Oregon	8.04	1/28
6	Rolando TRAMMEL	SO		Boise State	8.08	1/28
7	Ramsey HOPKINS	SO		Washington State	8.11	1/28
8	Monte CORLEY	FR		California	8.14	1/21

USTFCCCA Non-Member

Will NOT be ranked, beginning Week 2



USTFCCA NCAA Division I Regional Index

2011 Indoor, Week #2

as of 2/1/2011 9:28:29 AM

Men's 4x400m Relay

Great Lakes

1	Bogle, Brooks, Brooks, Murdaugh	Ohio State	3:10.84	1/28
2	Robertson, Jefferson, Bughman, Milenkovski	Wisconsin	3:11.75	1/28
3	LaCross, Ferguson, Brown, Pryce	Akron	3:14.30	1/28
4	Neuman, Buchanon, St. Amant, Campbell	Michigan	3:14.72	1/15
5	Bailey, Greening, Logan, Higgins	Kent State	3:15.32	12/10
6	Sult, Vaughn, Moore, Butler	Indiana	3:15.87	1/15
7	Kendrick, Merkison, Willey, Lee	Purdue	3:16.65	1/15
8	Lanier, Gill, Spratling	Eastern Michigan	3:17.52	1/8

Mid-Atlantic

1	Williams, Loxsom, Gehret, Nadolsky	Penn State	3:09.08	1/28
2	Hopkins, Dinkins, Eddy, Hollimon	Princeton	3:11.63	1/29
3	Victorian, Bennett, Lawrence, Hodge	Coppin State	3:13.09	1/28
4	Higgs, Whyte, Dascent, Charles	Morgan State	3:13.65	12/10
5	Holmes, Thibou, Carter, Murray	Delaware State	3:13.69	1/21
6	Murray, Hobwana, Lowery, Steele	Pittsburgh	3:13.97	12/10
7	Bowers, Ellison, Polignano, Kearney	Villanova	3:14.88	1/29
8	Caidenhead, Brown, Werner, Younger	Rutgers	3:16.22	1/28

Midwest

1	Richards, Holmes, Sowinski, Willey	Iowa	3:07.84	1/28
2	Henry, Salaam, Bailey, Nix	Oklahoma	3:09.37	1/28
3	Holton, Bradley, Hanson, Abda	Minnesota	3:11.24	1/29
4	Ukaoma, Brinn, Lund, Rewaka	Nebraska	3:11.61	1/28
5	Roberts, Williams, Chafausipo, Gibson	Oral Roberts	3:13.87	1/22
6	Patterson, Boarman, Smith, Tortorici	Eastern Illinois	3:14.19	1/29
7	Zerr, Lindsey, McKown, Hartnett	Wichita State	3:14.38	1/12
8	Daniel, Wisslead, Zebe, Jones	Illinois	3:14.72	1/29

Mountain

1	Brown, Henderson, Mason, Brathwaite	Texas Tech	3:10.37	1/14
2	Carter, Adams, McAllister, Lindahl	BYU	3:13.61	1/21
3	Bergman, Smith, Delgado, Severino	Air Force	3:14.39	1/14
4	Davis, Mutegi, Garcia, Dillihunt	UTEP	3:15.33	1/28
5	MacIntosh, McCathran, Morris, Reimer	Colorado	3:17.21	1/29
6	Monson, Brown, Butler, Friese	Colorado State	3:18.56	1/29
7	Johnson, Shead, Hughes, al Nasser	Northern Arizona	3:19.31	1/28
8	Bluth, Peterson, Killpack, Hunt	Utah State	3:19.96	1/21

Northeast

1	Vitale, Pereira, Latty, Senick	Boston University	3:14.25	1/28
2	Barnes, Mutekanga, Egadu, Boyd	Long Island	3:14.81	1/28
3	Gilbert, Smith, Haupt, Arnett	Binghamton	3:15.39	1/28
4	Santana, Abara, Petit-Frere, Rowell	Albany	3:15.54	1/21
5	Boyd, Tait, Freitas, Thomas	Cornell	3:16.45	1/15
6	Richards, Davidson, Sanborn, Castelletti	Rhode Island	3:16.87	1/28
7	Atkinson, Delligatti, Lyons, Schmidt	Fordham	3:17.90	1/28
8	Edmonds, Twombly, Whyte, Fontanez	Connecticut	3:18.26	1/15

South



1	Barnaby, Harris, Mayers, Tate	Mississippi State	3:08.97	1/28
2	McQuay, Taylor, Wynne, Toppin	Florida	3:09.00	1/28
3	Byram, Mitchell, Young, Chibudu	Florida State	3:10.24	1/28
4	Oliver, Bush, Daniels, Moore	Mississippi	3:11.48	1/28
5	James, Extol, Onyeukwu, Lynch	Alabama	3:12.87	1/14
6		Alabama State	3:12.99	1/7
7	Dailey, Benson, Nelvis, Locke	Tennessee	3:13.05	1/28
8	Bacchus, Palmer, Payne, Akwu	Middle Tennessee	3:14.15	1/14










2011 Indoor, Week #2

Men's 4x400m Relay

South Central

1	Miller, Howell, Henry, Preble	 Texas A&M	3:05.99	1/28
2	Hewitt, Prevost, Gilreath, Boyd	 Baylor	3:07.88	1/28
3	Furlough, Kelley, Irabor, Nolan	 Houston	3:08.52	12/11
4	Skidmore, Braddy, Bilbrew, Niit	 Arkansas	3:09.16	1/28
5	Talley, Williams, Walker, Hylton	 LSU	3:10.10	1/22
6	Thomas, Quercia, Stewart, Fortson	 Texas	3:11.33	1/28
7	Pitts, Dungey, Collins, Jackson	 TCU	3:13.93	1/28
8	Goree, Terry, Hadnot, MaGaha	 Louisiana Tech	3:14.65	1/22

Southeast

1	Nkrumah, Taylor, Smith, Holston	 Norfolk State	3:10.37	1/28
2	Anderson, Gravesande, Royster, Carter	 South Carolina	3:10.90	1/28
3	Murdock, Fraser, Rispress, Younkin	 Clemson	3:11.52	1/28
4	Kushimo, Hayes, Miller, Webb	 Kentucky	3:12.22	1/28
5	Wilson, Vaughn, Verburg, Bullard	 George Mason	3:12.25	1/8
6	Smith, Carter, Cox, Parros	 North Carolina	3:13.11	1/14
7	Guyon, Mathews, Phronebarger, Law	 Charlotte	3:14.26	12/4
8	Hairston, Davis, Tucker, Livingston	 Western Carolina	3:16.50	1/28

West

1	Hornsby, Dawson, Sealby, Anderson	 Washington State	3:11.84	1/28
2	Battle, Caesar, Kline, Henry	 Arizona State	3:12.23	1/28
3	Butcher, Harper, Berry, Hersey	 Oregon	3:13.51	1/28
4	Schmidt, Sanders, Taiwo, Dunn	 Washington	3:14.51	1/15
5	Delfani, Eichberger, McSwain, Hassan	 Arizona	3:14.96	1/28
6	Trammel, Wesson, Robertson, Daw	 Boise State	3:15.64	1/15
7	Kennedy, Corley, Sam, Morrison	 California	3:17.17	1/21
8	Corral, Morton, Duran, Mueller	 Stanford	3:17.78	1/21

USTFCCCA Non-Member

Will NOT be ranked, beginning Week 2

**2011 Indoor, Week #2****Men's Distance Medley Relay****Great Lakes**

1	Fallon, Roberts, Hall, Green	Ohio State	9:57.72	1/21
2	Pettiford, Walker, Schmidt, Fischer	Kent State	10:00.25	1/21
3	Goulet, Genovesi, Pryce, McCoy	Akron	10:04.23	1/28
4	Holahan, Moore, Kleber, Shimizu	Indiana	10:08.22	1/28
5	Mahler, Hanna, Smalley, Liederbach	Detroit	10:09.91	1/28
6	Betz, Stull, Smiley, Vaughan	Indiana State	10:16.92	12/10
7	Ross, Schlottke, Scheuber, Szczech	Marquette	10:18.47	1/14
8	Reilly, Manuel, Spaciel, Glotfelty	Milwaukee	10:32.91	1/14

Mid-Atlantic

1	Boyd, Logan, Smith, Sacks	Bucknell	9:55.24	1/28
2	Sorensen, Maloy, Ledder, Furcht	Georgetown	9:56.78	1/28
3	Mahoney, McGee, Taylor, Penetar	Temple	9:57.58	1/28
4	Corkedale, Morrone, Borchers, Pawola	Penn State	9:59.61	1/28
5	Eustis, Block, Brown, Brannigan	American	10:07.99	12/4
6	Fischer, Smith, Brooks, Leskow	Saint Joseph's	10:08.92	1/28
7	Gentile, Gladman, Rumble, Ingle	Robert Morris	10:09.15	1/28
8	Geller, Bartholomew, Galeano, Hausherr	La Salle	10:09.73	1/21

Midwest

1	Larimer, Jones, Slattery, Renteria	Oklahoma	9:55.01	1/28
2	Loy, Sandvig, Lantz, Limo	Iowa State	9:59.09	1/21
3	Mathias, Cornell, Lopez, Ayabei	UMKC	10:16.76	1/14
4	Sheldon, Aubin, Basting, Ballard	Eastern Illinois	10:17.29	1/14
5	Munsch, Soucie, Proehl, Bussing	Kansas	10:20.12	1/28
6	Sanchez, Gaskell, Clink, McDaniels	DePaul	10:23.24	1/29
7	Tewelde, Kramer, Regan, Stanton	Illinois State	10:26.86	1/29
8	Brady, Johnson, Lewis, Jurysta	Drake	10:28.30	1/28

Mountain

1	Casey, Shows, Jarvi, Jackson	Montana State	10:00.95	1/28
2	Shuler, Anestos, Strand, Barrett	Idaho State	10:11.89	1/28
3	Clark, Lund, Weinman, Fehr	Montana	10:17.09	1/28

Northeast

1	Serafini, MacDonald, Thomas, Hamm	Boston College	9:57.78	1/28
2	Bennatan, Bennatan, Dailey, Holst	Connecticut	10:01.97	1/15
3	Schmidt, Lyons, Cosgrove, Fitzgerald	Fordham	10:03.06	1/15
4	Schmid, Buchanan, Waterbury, Hrezi	Central Connecticut	10:04.25	1/15
5	Duncan, Doyle, Barry, VanderMolen	UMass	10:09.13	1/21
6	Shirvell, Bieszard, Ramsey, Bogdan	Yale	10:14.67	1/15
7	Santos, Petit-Frere, Burke, Halpin	Albany	10:15.50	1/15
8	Gilhuley, Andrews, Gilhuley, Ksepka	St. Francis (N.Y.)	10:16.08	1/7









South

1	Neff, Black, Evans, Lord	Georgia	9:55.63	1/28
2		Tennessee	10:11.18	1/21
3		Georgia Tech	10:22.80	1/7
4	Strasser, Post, Dickerson, Pearce	North Florida	10:24.77	1/29
5		Alabama State	10:34.73	1/7
6	Guleed, Maglasang, Lingley, Williams	Memphis	10:38.23	1/22
7	Carolan, Bassett, Jones, Greer	Lipscomb	10:39.46	1/29
8	Biwott, Rory, Chemaoui, Cacaro	Middle Tennessee	10:42.53	1/8









South Central

1	Cantero, Bilbrew, Dey, Phillips	Arkansas	9:30.85	1/28
2	Nero, Seale, Gilreath, Flowers	Baylor	9:52.39	1/28
3	Ramirez, Howell, Preble, Doherty	Texas A&M	9:52.89	1/28
4	Jessett, Greaves, Wilkinson, Gonzales	Texas	10:04.77	1/14
5	Sticker, Griffith, Landry, Florek	LSU	10:08.14	1/28
6	Perri, Euresti, Mendoza, Malave	Houston Baptist	10:13.67	1/28
7	Groom, Rene, Davis, Hilliman	UT Arlington	10:15.51	1/28
8	Casse, Doria, Lopez, Martinez	UTPA	10:17.94	1/28

**2011 Indoor, Week #2****Men's Distance Medley Relay****Southeast**

1	Gilland, Shepperd, Paisley, Todd	 Virginia	9:49.30	1/21
2	Carrington, LaMastro, Wilson, Boudreau	 George Mason	9:55.31	1/21
3	DeMatteo, Marriott, Moverman, McDermott	 Duke	9:56.51	1/21
4	Tessema, Smith, Brown, Kimutai	 Norfolk State	10:02.52	1/28
5		 Western Carolina	10:09.77	1/7
6	Guthals, Hill, Marois, Morrison	 Wake Forest	10:10.12	1/21
7	Hendershot, Mangone, Tones, Slate	 Clemson	10:19.25	1/7
8	Sklodowski, Anastasia-Murph, Dorrell, Moran	 William and Mary	10:21.57	1/29

West

1	Sullivan, Morton, Ferris, Heath	 Stanford	9:29.22	1/28
2	Watson, Berry, Greer, Centrowitz	 Oregon	9:35.98	1/28
3	Hassan, Mara, Eichberger, Lalang	 Arizona	9:36.13	1/28
4	Soberanis, Dunn, Styrk, Cameron	 Washington	9:39.29	1/28
5	Primm, MacQuitty, Powell, Crawford	 UCLA	9:39.62	1/28
6	Younger, Kirtz, Lucas, Litwiller	 Sacramento State	10:01.18	1/28
7	Sorenson, Green, Pettit, DaPonte	 Eastern Washington	10:06.28	1/28
8	Reedy, Evans, Arcos, Hasvold	 Long Beach State	10:17.93	1/28

USTFCCCA Non-Member

Will NOT be ranked, beginning Week 2



2011 Indoor, Week #2

Men's High Jump

Great Lakes

1	Derek DROUIN	JR		Indiana	2.27m	7-5½	1/8
2	Geoffery DAVIS	SO		Purdue	2.21m	7-3	1/22
2	Major CLAY	JR		Indiana State	2.21m	7-3	1/22
4	Bradley JAMES	FR		Michigan	2.15m	7-¾	1/8
5	Michael MCCALL	SR		Akron	2.14m	7-¾	1/7
6	Japheth CATO	FR		Wisconsin	2.12m	6-11½	1/28
7	Kevin JACKSON	JR		Michigan State	2.11m	6-11	1/22
7	Kenneth AGEE	SO		Kent State	2.11m	6-11	1/14

Mid-Atlantic

1	Maalik REYNOLDS	FR		Penn	2.21m	7-3	1/15
2	Dwight BARBIASZ	JR		Maryland	2.19m	7-2¼	1/29
3	Bryson HARTZLER	SR		Penn State	2.17m	7-1½	1/8
4	Jon HILL	SO		Maryland	2.14m	7-¾	1/15
5	Thomas BUTLER	FR		Monmouth	2.10m	6-10¾	1/13
6	Sean REILLY	SO		Penn State	2.09m	6-10¾	1/15
7	Brandon BASKERVILLE	FR		Coppin State	2.08m	6-9¾	1/22
8	Kevin BOSTICK	JR		Rutgers	2.06m	6-9	1/14

Midwest

1	Erik KYNARD	SO		Kansas State	2.29m	7-6	1/28
2	Paul HAMILTON	SR		Nebraska	2.19m	7-2¼	1/22
3	Travis LEUER	JR		Northern Iowa	2.15m	7-¾	1/15
4	Ben JASINSKI	SR		South Dakota State	2.11m	6-11	1/15
5	Graham VALDES	SR		Iowa	2.10m	6-10¾	1/28
5	Matt CLAUER	JR		Minnesota	2.10m	6-10¾	1/29
5	Nick CANTON	JR		Kansas	2.10m	6-10¾	1/14
5	Brandon CHILDS	SO		Wichita State	2.10m	6-10¾	1/12
5	Drew HOLL	SR		Illinois State	2.10m	6-10¾	12/4
5	Jamario TAYLOR	FR		Western Illinois	2.10m	6-10¾	1/22

Mountain

1	Darrell RODDICK	SR		Texas Tech	2.22m	7-3¼	1/28
2	Clint SILCOCK	SR		Utah State	2.15m	7-¾	1/14
3	Django LOVETT	FR		New Mexico	2.14m	7-¾	1/28
4	Daney NELSON	JR		Southern Utah	2.11m	6-11	1/28
5	Tyler SKINNER	SO		Wyoming	2.09m	6-10¾	12/4
6	Phillip BETTIS	SR		BYU	2.05m	6-8¾	1/6
6	Zach WOOD	SO		Air Force	2.05m	6-8¾	1/29
6	Tyler JORDAN	FR		Air Force	2.05m	6-8¾	1/14
6	Parker CRESSMAN	FR		BYU	2.05m	6-8¾	1/6
6	Jake TIMMONS	JR		Colorado	2.05m	6-8¾	1/29

Northeast

1	Noel JAMES	SO		Connecticut	2.15m	7-½	1/29
2	David FAJOYOMI	FR		St. Francis (N.Y.)	2.14m	7-¾	1/28
3	Peter BLIGH	SR		Buffalo	2.10m	6-10¾	1/28
4	Trent BALTZELL	SO		Rhode Island	2.07m	6-9¾	1/28
5	Rainford THOMAS	SO		Rhode Island	2.04m	6-8¾	1/15
5	Nelson HALL	JR		Binghamton	2.04m	6-8¾	1/22
5	Chris ARLINGHAUS	JR		Cornell	2.04m	6-8¾	1/15
5	Denzell JONES	FR		Central Connecticut	2.04m	6-8¾	1/8
5	Nick TRIFONE	JR		Central Connecticut	2.04m	6-8¾	1/15
5	Thomas WAGNER	JR		Army	2.04m	6-8¾	1/29

South

1	Ricky ROBERTSON	SO		Mississippi	2.28m	7-5¾	1/22
2	James HARRIS	FR		Mississippi State	2.21m	7-3	1/15
3	DJ SMITH	FR		Auburn	2.15m	7-¾	1/28
4	Tyler CAMPBELL	JR		Alabama	2.14m	7-¾	1/21
4	Jonathan REID	FR		Alabama	2.14m	7-¾	1/14
6	Marcus JACKSON	FR		Mississippi State	2.11m	6-11	1/15
7	Mykhail CHAMBERS	JR		Georgia Tech	2.10m	6-10¾	12/4
8	Justin HUNTER	FR		Tennessee	2.09m	6-10¾	1/21

South Central

1	Keith BENFORD	SO		UTSA	2.18m	7-1¾	1/21
2	Raymond HIGGS	FR		Arkansas	2.15m	7-¾	1/28
2	Jamal WILSON	SR		Texas	2.15m	7-¾	1/28
4	Cameron ALEXANDER	JR		Texas A&M	2.11m	6-11	1/22
5	Tyler LEE	FR		Texas A&M	2.10m	6-10¾	1/15
5	Antwain KEYES	JR		Louisiana	2.10m	6-10¾	1/15
7	Pierre SHEPHERD	FR		Prairie View A&M	2.09m	6-10¾	1/14
7	Jason HOUSE	SR		Southern	2.09m	6-10¾	1/28
7	Miles BEAL-AMPAH	SO		Houston	2.09m	6-10¾	1/22
7	Kennis BYERS	FR		Houston	2.09m	6-10¾	1/22
7	Kerry THOMPSON	FR		UTSA	2.09m	6-10¾	1/28

Southeast

1	Mike EDWARDS	SO		Louisville	2.19m	7-2¼	1/28
2	Neil ANGERMEIER	SR		Louisville	2.14m	7-¾	1/14
2	David WILKINS	SO		South Carolina	2.14m	7-¾	1/28
2	Darius PURCELL	JR		Appalachian State	2.14m	7-¾	1/15
2	Tanner ANDERSON	FR		Duke	2.14m	7-¾	1/21
6	Ronnie BLACK	SO		Virginia Tech	2.10m	6-10¾	1/28
7	Toms ANDERSONS	SR		Western Kentucky	2.09m	6-10¾	1/21
7	Anthony BRYANT	JR		Liberty	2.09m	6-10¾	1/28
7	John JAMES	SO		Norfolk State	2.09m	6-10¾	1/21

**2011 Indoor, Week #2****Men's High Jump****West**

1	Nick ROSS	SO		Arizona	2.25m	7-4½	1/15
2	Edgar RIVERA-MORALES	SO		Arizona	2.21m	7-3	1/28
3	Jules SHARPE	SO		Stanford	2.18m	7-1¾	1/28
4	Danny MARCONI	JR		Oregon	2.16m	7-1	1/28
5	Emilio HERNANDEZ	SR		Sacramento State	2.13m	6-11¾	1/28
6	Brian CARMICHAEL	JR		California	2.11m	6-11	1/28
6	Obum GWACHAM	SO		Oregon State	2.11m	6-11	1/28
6	Kurt FELIX	JR		Boise State	2.11m	6-11	1/28

USTFCCCA Non-Member

Will NOT be ranked, beginning Week 2



2011 Indoor, Week #2

Men's Pole Vault

Great Lakes

1	Michael UHLE	SR		Akron	5.30m	17-4½	1/7
2	Kevin SCHIPPER	JR		Notre Dame	5.20m	17-¾	1/28
3	Jack GREENLEE	SO		Michigan	5.10m	16-8¾	1/15
3	Ben CROGAN	JR		Milwaukee	5.10m	16-8¾	1/28
5	Max BABITS	FR		Eastern Michigan	5.05m	16-6¾	1/22
5	Codi MATTIX	SO		Michigan State	5.05m	16-6¾	1/14
5	Chris THOMAN	SR		Purdue	5.05m	16-6¾	1/28
8	Daniel GARRETT	JR		Akron	5.01m	16-5¾	1/21

Mid-Atlantic

1	David SLOVENSKI	JR		Princeton	5.10m	16-8¾	1/29
2	James FOREMAN	SR		Penn	4.95m	16-2¾	1/28
3	Pete MATANO	JR		Monmouth	4.80m	15-9	1/13
3	Chris WYCKOFF	SO		Rutgers	4.80m	15-9	1/28
3	Derek HYNES	JR		Princeton	4.80m	15-9	1/8
3	Cameron WALKER-SHEPARD	FR		Fairleigh Dickinson	4.80m	15-9	1/28
7	Martin NEVAREZ	SR		UMBC	4.70m	15-5	1/22
8	Jordan SUBAI	FR		Monmouth	4.65m	15-3	12/11
8	Nathaniel WITTER	FR		Bucknell	4.65m	15-3	1/28
8	Ryan KOCHERT	FR		Navy	4.65m	15-3	1/29
8	Michael THOMPSON	JR		Lafayette	4.65m	15-3	1/21
8	Nathan WOODASON	JR		Navy	4.65m	15-3	1/29
8	Jason PELLETIER	JR		Penn State	4.65m	15-3	1/28
8	Nick HENDERSON	JR		Lafayette	4.65m	15-3	1/15

Midwest

1	Jack WHITT	SO		Oral Roberts	5.41m	17-9	1/12
2	Brock SPANDL	SR		Minnesota	5.36m	17-7	1/27
3	Nate POLACEK	JR		Nebraska	5.25m	17-2¾	1/22
3	Brian HANCOCK	SR		Missouri	5.25m	17-2¾	1/22
5	Michael VIKEN	FR		Eastern Illinois	5.21m	17-1	1/29
6	Ben PETERSON	SR		Minnesota	5.20m	17-¾	1/29
7	Daniel GOORIS	JR		Northern Iowa	5.15m	16-10¾	1/28
8	Matthew BANE	FR		Illinois	5.11m	16-9¾	1/29

Mountain

1	Victor WEIRICH	SO		BYU	5.50m	18-¾	1/21
2	Chris LITTLE	SR		BYU	5.30m	17-4¾	1/28
2	Sam PIERSON	SR		Idaho State	5.30m	17-4¾	1/28
2	Michael ARNOLD	JR		Idaho State	5.30m	17-4¾	1/28
5	Rob SIMMONS	SO		Air Force	5.20m	17-¾	1/29
5	Tanner EMRICH	SR		BYU	5.20m	17-¾	1/28
7	Kyal MEYERS	FR		Texas Tech	5.05m	16-6¾	1/14
7	Cale SIMMONS	SO		Air Force	5.05m	16-6¾	1/29

Northeast

1	Kyle DUGGAN	JR		Connecticut	5.10m	16-8¾	1/15
2	Adam HELMAN	SO		Binghamton	5.00m	16-4¾	1/22
3	Shunzaburo KIDA	SR		Rhode Island	4.96m	16-3¾	1/15
4	Brian MCGOVERN	SO		Manhattan	4.95m	16-2¾	1/28
5	Robb QUILLER	JR		Binghamton	4.80m	15-9	1/28
5	Zachary MEVERDEN	SR		Connecticut	4.80m	15-9	1/29
5	Cory DUGGAN	FR		Connecticut	4.80m	15-9	1/29
8	James STRAWDERMAN	FR		Rhode Island	4.70m	15-5	12/4
8	Adam HUME	FR		Buffalo	4.70m	15-5	1/15

South

1	Karlis PUJATS	JR		Memphis	5.36m	17-7	1/28
2	Aaron UNTERBERGER	JR		Georgia Tech	5.05m	16-6¾	1/14
2	Eric FORAN	SR		Florida	5.05m	16-6¾	1/29
2	Michael SEAMAN	JR		Samford	5.05m	16-6¾	1/28
5	Tyler PORTER	FR		Tennessee	4.92m	16-1¾	1/21
5	Chase BRANNON	FR		Tennessee	4.92m	16-1¾	1/21
7	Nick FARRELL	FR		Auburn	4.90m	16-¾	1/15
7	Michael VANI	SO		USF	4.90m	16-¾	1/28
7	Michael HUGHES	SR		Alabama	4.90m	16-¾	1/14
7	Gonzalo BARROILHET	SR		Florida State	4.90m	16-¾	1/14
7	Robert RASNICK	JR		Tennessee	4.90m	16-¾	1/14

South Central

1	Josh DOMINGUEZ	SR		LSU	5.26m	17-3	1/15
1	Marcus MCGEHEE	SR		LSU	5.26m	17-3	1/15
3	Alex BENTLEY	SR		Houston	5.15m	16-10¾	1/22
3	Thomas REINECKE	SO		LSU	5.15m	16-10¾	1/15
5	Ethan SANDUSKY	FR		Arkansas State	5.05m	16-6¾	1/28
5	Kenny GREAVES	SR		Texas	5.05m	16-6¾	1/28
5	Joseph CARAWAY	SO		LSU	5.05m	16-6¾	1/28
5	Mark THOMAS	FR		Texas	5.05m	16-6¾	1/28

Southeast

1	Joe DAVIS	JR		Virginia Tech	5.30m	17-4¾	1/28
2	Matt SHULER	SR		South Carolina	5.28m	17-3¾	1/28
3	Yavgeniy OLHOVSKY	SR		Virginia Tech	5.22m	17-1¾	1/21
4	Parker SMITH	SR		North Carolina	5.21m	17-1	1/14
5	Hunter HALL	SR		Virginia Tech	5.10m	16-8¾	1/28
6	Kyle GANN	SR		Louisville	5.00m	16-4¾	1/21
6	Ryan TWIFORD	SR		Appalachian State	5.00m	16-4¾	1/21
8	Chad PIERCE	SO		North Carolina	4.91m	16-1¾	1/14

**2011 Indoor, Week #2****Men's Pole Vault****West**

1	Scott ROTH	SR		Washington	5.51m	18-1	1/28
2	Jeremy KLAS	JR		Idaho	5.25m	17-2¾	1/21
3	Corey PHALLEN	SR		Arizona State	5.22m	17-1½	1/28
4	Ryan VU	SR		Washington	5.21m	17-1	1/28
5	Connor LANDRY	JR		California	5.06m	16-7¼	1/28
5	Austin OUDERKIRK	SO		Oregon	5.06m	16-7¼	1/28
7	Casey ROCHE	SR		Stanford	5.05m	16-6¾	1/21
8	Jeremy MARCINKO	SO		Arizona State	4.92m	16-1¾	1/28
8	Dylan AUSTIN	FR		Arizona State	4.92m	16-1¾	1/28

USTFCCCA Non-Member

Will NOT be ranked, beginning Week 2



2011 Indoor, Week #2

Men's Long Jump

Great Lakes

1	Mike HARTFIELD	SO		Ohio State	7.72m	25-4	1/15
2	Tyshaun PEOPLES	JR		Akron	7.57m	24-10	1/21
3	Collister FAHIE	SR		Akron	7.52m	24-8½	1/14
4	Daryl BAPTISTE	SO		Akron	7.50m	24-7¼	1/21
5	Korbin SMITH	SO		Ohio State	7.39m	24-3	1/15
6	Kevin LANIER	JR		Eastern Michigan	7.38m	24-2½	1/8
7	Derek BLEVINS	SO		Ohio State	7.35m	24-1½	1/15
8	Robert PEDDLAR	SR		Michigan	7.34m	24-1	1/8

Mid-Atlantic

1	Doug MOPPERT	JR		Penn State	7.46m	24-5¼	1/15
2	Dion LEHMAN	SR		Princeton	7.31m	23-11¼	1/29
3	Damon MCLEAN	FR		Princeton	7.22m	23-8¼	12/11
4	Reginald STEELE	FR		Pittsburgh	7.20m	23-7¼	1/15
5	Jason KELSEY	SR		Monmouth	7.17m	23-6¼	12/4
5	Tom HOPKINS	FR		Princeton	7.17m	23-6¼	12/11
7	Devin JONES	FR		Rutgers	7.16m	23-6	1/14
8	Quinton HUGULEY	JR		Mount St. Mary's	7.15m	23-5½	12/4
8	Isaih BELL	SR		Bucknell	7.15m	23-5½	1/28

Midwest

1	Nicholas GORDON	SR		Nebraska	7.92m	26-0	1/28
2	Chris PHIPPS	JR		Nebraska	7.71m	25-3¼	1/28
3	Clive CHAFAUSIPO	JR		Oral Roberts	7.70m	25-3¼	1/22
4	Bobby CARTER	SO		Nebraska	7.64m	25-¾	1/28
5	Jeffery HERRON	JR		Iowa	7.39m	24-3	1/28
5	Tyler SIMMONS	SR		Wichita State	7.39m	24-3	1/12
7	Blake CARTER	FR		SE Missouri State	7.35m	24-1½	1/14
8	Jared VLASTUIN	JR		South Dakota State	7.31m	23-11¼	1/21
8	Jamal CURRICA	JR		Iowa State	7.31m	23-11¼	1/21

Mountain

1	Bryce LAMB	SO		Texas Tech	7.98m	26-2¼	1/21
2	Lenyn LEONCE	SO		Wyoming	7.38m	24-2½	1/29
3	Aaron POWELL	SR		BYU	7.26m	23-10	1/28
4	Damian SZADE	JR		Utah State	7.17m	23-6¼	1/21
5	David BROWN	FR		New Mexico	7.16m	23-6	1/15
6	Andre GAINES	FR		Northern Arizona	7.12m	23-4½	1/28
7	Cylor MORGAN	JR		Weber State	7.04m	23-1¼	1/28
8	Richard YORK	SO		New Mexico	7.03m	23-¾	1/28

Northeast

1	Aaron KING	JR		Connecticut	7.44m	24-5	1/20
2	Andrew STAPLES	SR		Northeastern	7.23m	23-8¼	1/23
2	Kaylin MIRANDA	SO		Northeastern	7.23m	23-8¼	1/28
4	Brian RICHARDS	SO		Long Island	7.21m	23-8	1/7
5	Albert JOHNSON	JR		Manhattan	7.19m	23-7¼	1/14
6	Enbani MOORE	SR		Cornell	7.17m	23-6¼	12/4
7	Matt ADETULA	JR		Boston College	7.11m	23-4	1/20
8	Alfred MCDANIEL	SR		Army	7.09m	23-3¼	1/15
8	Brian ARCHIE	SO		Buffalo	7.09m	23-3¼	1/22

South

1	Ngonidzashe MAKUSHA	JR		Florida State	7.99m	26-2¼	1/28
2	Justin HUNTER	FR		Tennessee	7.96m	26-1½	1/28
3	Leon HUNT	SR		Florida A&M	7.63m	25-½	1/22
4	Caleb LEE	JR		Mississippi	7.60m	24-11¼	1/7
5	Madanha CHIBUDU	SR		Florida State	7.59m	24-11	1/21
6	Christian TAYLOR	JR		Florida	7.57m	24-10	1/28
7	Kamal FULLER	FR		Alabama	7.54m	24-9	1/21
8	Desmond BROWN	JR		Tennessee	7.45m	24-5½	1/28

South Central

1	Marquise GOODWIN	SO		Texas	8.14m	26-8¼	1/28
2	Zedric THOMAS	SR		LSU	8.02m	26-3¼	1/15
3	Damar FORBES	SO		LSU	8.00m	26-3	1/15
4	Tarik BATCHELOR	JR		Arkansas	7.98m	26-2¼	1/14
5	Kyron BLAISE	JR		LSU	7.61m	24-11¼	1/15
6	Tyler WILLIAMSON	SO		UTSA	7.41m	24-3¼	1/21
6	Mark JACKSON	FR		Texas	7.41m	24-3¼	1/14
8	Terry PRENTICE	JR		Arkansas	7.37m	24-2¼	1/28

Southeast

1	Wesley SMITH	JR		Louisville	7.82m	25-8	12/3
2	Rashad CANNON	JR		Norfolk State	7.56m	24-9¼	1/28
3	Darris SHELTON	JR		Norfolk State	7.55m	24-9¼	1/28
4	Seon POWELL	JR		Louisville	7.54m	24-9	1/14
5	Jeff ARTIS-GRAY	SO		Virginia Tech	7.42m	24-4¼	1/21
6	Lavell HANDY	Jr		George Mason	7.38m	24-2½	1/8
7	Lamont SAVAGE	SR		NC State	7.32m	24-¼	1/29
8	Miller MOSS	SR		Clemson	7.31m	23-11¼	1/28
8	Diego LAWERENCE	SO		Campbell	7.31m	23-11¼	1/28

West

1	Eetu VIITALA	JR		Boise State	7.72m	25-4	1/22
2	Hammed SULEMAN	SO		California	7.47m	24-6¼	1/28
3	Kurt FELIX	JR		Boise State	7.46m	24-5¼	1/28
4	David KLECH	SR		Oregon	7.42m	24-4¼	1/28
5	Stephan SCOTT-ELLIS	SO		Washington State	7.33m	24-¾	1/21
6	Vernell WARREN	SR		Oregon	7.32m	24-¾	1/28
7	Ronald BROOKINS	SR		Sacramento State	7.27m	23-10¼	1/22
8	Michael MORRISON	SR		California	7.15m	23-5¼	1/28

USTFCCA Non-Member

Will NOT be ranked, beginning Week 2

**2011 Indoor, Week #2****Men's Triple Jump****Great Lakes**

1	Collister FAHIE	SR		Akron	15.36m	50-4¾	1/28
2	Mike HARTFIELD	SO		Ohio State	15.26m	50-¾	1/21
3	Olumide OLAMIGOKE	JR		Indiana	15.25m	50-¾	1/15
4	Marcel HAMILTON	FR		Indiana State	15.15m	49-8¾	1/22
5	Robert PEDDLAR	SR		Michigan	15.11m	49-7	1/15
6	Derek BLEVINS	SO		Ohio State	14.98m	49-1¾	1/15
7	Ernest ROLLINS	JR		Indiana State	14.95m	49-¾	1/22
8	Jarrett MICKENS	SR		Valparaiso	14.68m	48-2	1/13

Mid-Atlantic

1	Hanif JOHNSON	SO		Penn State	15.68m	51-5¾	1/15
2	Damon MCLEAN	FR		Princeton	15.49m	50-10	1/8
3	Devin JONES	FR		Rutgers	15.37m	50-5¾	1/28
4	Stephen TUTUNJIAN	JR		Lehigh	15.06m	49-5	1/29
5	Kevin BOSTICK	JR		Rutgers	15.04m	49-4¾	1/22
6	Steven BROWN	FR		Rider	14.93m	48-11¾	1/8
7	Robert SAINVIL	SR		Villanova	14.92m	48-11¾	1/15
8	Folarin IJELU	JR		Pittsburgh	14.77m	48-5¾	1/28

Midwest

1	Troy DORIS	JR		Iowa	16.46m	54-0	1/28
2	Chris PHIPPS	JR		Nebraska	15.80m	51-10	1/28
3	Josh CRAWFORD	SR		Wichita State	15.56m	51-¾	1/12
4	Fredrick BROWN	SR		Oral Roberts	15.38m	50-5¾	1/12
5	Oz LIFSHITZ	SR		Illinois	15.01m	49-3	1/29
6	Oladipo FAGBEMI	SO		Minnesota	15.00m	49-2¾	1/29
7	Maxim BAKANA	JR		Southern Illinois	14.99m	49-2¾	1/14
8	Nicholas GORDON	SR		Nebraska	14.65m	48-¾	1/14

Mountain

1	Darrell RODDICK	SR		Texas Tech	16.09m	52-9¾	1/21
2	Bryce LAMB	SO		Texas Tech	15.48m	50-9¾	1/21
3	David BROWN	FR		New Mexico	15.03m	49-3¾	1/15
4	Anse Myller DEARAUJO	JR		BYU	14.95m	49-¾	1/21
5	Kyle MILLS	JR		BYU	14.89m	48-10¾	1/21
6	Aaron POWELL	SR		BYU	14.74m	48-4¾	1/6
7	Edgar PANFORD	SO		Northern Arizona	14.60m	47-11	1/21
8	Jaymes TALKINGTON	SO		Wyoming	14.34m	47-¾	12/4

Northeast

1	Amire SOLOMON	JR		Long Island	15.08m	49-5¾	1/21
2	Kinsley OJUKWU	FR		Cornell	15.00m	49-2¾	1/22
3	Thomas WAGNER	JR		Army	14.79m	48-6¾	1/15
4	Tyrone FAVEREY	SR		Connecticut	14.74m	48-4¾	1/21
5	Frederick BEEBE	JR		Army	14.65m	48-¾	1/15
6	Trevor ENGLAND	JR		Maine	14.44m	47-4¾	1/28
7	Steven BELL	FR		Cornell	14.42m	47-3¾	1/22
8	Julian REMOUNS	SR		Cornell	14.41m	47-3¾	1/22

South

1	Will CLAYE	JR		Florida	16.86m	55-3¾	1/28
2	Omar CRADDOCK	SO		Florida	16.19m	53-1½	1/15
3	Josh BUTLER	SR		Middle Tennessee	15.60m	51-2¾	1/22
4	Aaron LAGARDE	JR		Georgia	15.55m	51-¾	1/15
5	Morris KERSH	SO		Mississippi	15.35m	50-4¾	1/7
6	Omar MORRISON	SR		Georgia Tech	15.15m	49-8¾	1/7
7	Jonathan REID	FR		Alabama	15.13m	49-7¾	1/21
7	Ryan BEAVER	SO		East Tennessee Stat	15.13m	49-7¾	1/28

South Central

1	Tarik BATCHELOR	JR		Arkansas	16.52m	54-2¾	1/7
2	Kyron BLAISE	JR		LSU	16.27m	53-4¾	1/28
3	Chris CARTER	SR		Houston	16.12m	52-10¾	1/22
4	Zedric THOMAS	SR		LSU	15.96m	52-4¾	1/28
5	Damar FORBES	SO		LSU	15.80m	51-10	1/28
6	Cameron PARKER	JR		TCU	15.62m	51-3	1/28
7	Mark JACKSON	FR		Texas	15.47m	50-9¾	1/28
8	Lamar DELANEY	SR		Houston	15.45m	50-8¾	1/22

Southeast

1	Marcus ROBINSON	JR		Virginia	15.79m	51-9¾	1/21
2	Austin DAVIS	SR		North Carolina	15.70m	51-6¾	1/14
3	Hasheem HALIM	JR		Virginia Tech	15.52m	50-11	1/28
4	Lincoln CARR	SO		South Carolina	15.51m	50-10¾	1/14
5	David WILSON	SO		Virginia Tech	15.41m	50-6¾	1/28
6	Keenan HALL	SR		Kentucky	15.29m	50-2	1/14
7	Marcus STEPHENS	JR		South Carolina State	15.27m	50-1¾	1/28
8	Anthony BRYANT	JR		Liberty	15.21m	49-11	1/21

West

1	Hammed SULEMAN	SO		California	15.69m	51-5¾	1/28
2	Chris BENARD	JR		Arizona State	15.53m	50-11¾	1/28
3	Kasen COVINGTON	FR		Washington	15.45m	50-8¾	1/28
4	Nick ROSS	SO		Arizona	15.37m	50-5¾	1/21
5	Stephan SCOTT-ELLIS	SO		Washington State	15.27m	50-1¾	1/21
6	Tyler PINKNEY	FR		Oregon	15.07m	49-5¾	1/28
7	Edgar RIVERA-MORALES	SO		Arizona	14.63m	48-0	1/21
8	Emilio HERNANDEZ	SR		Sacramento State	14.59m	47-10¾	1/22

USTFCCA Non-Member

Will NOT be ranked, beginning Week 2



USTFCCCA NCAA Division I Regional Index

2011 Indoor, Week #2

as of 2/1/2011 9:28:33 AM

Men's Shot Put

Great Lakes

1	Matt DECHANT	JR		Ohio State	19.82m	65-½	1/28
2	Zach HILL	FR		Michigan State	18.42m	60-5¼	1/22
3	Danny BLOCK	FR		Wisconsin	18.17m	59-7¼	1/28
4	Cody RIFFLE	FR		Michigan	18.00m	59-¾	1/8
5	Bill HARDCASTLE	SR		Purdue	17.95m	58-10¼	1/15
6	Tyler BRANCH	JR		Ohio State	17.87m	58-7¼	1/28
7	Aaron CRABTREE	JR		Kent State	17.71m	58-1¼	1/21
8	Nicholas BANKE	FR		Akron	17.63m	57-10¼	1/7

Mid-Atlantic

1	Joe KOVACS	SR		Penn State	18.67m	61-3	1/28
2	Blake EATON	SR		Penn State	18.41m	60-5	1/28
3	Vincent ELARDO	JR		Monmouth	18.31m	60-1	1/21
4	Nabil MUBARAK	SO		Penn State	17.57m	57-7¼	1/28
5	George ABYAD	SR		Princeton	16.76m	55-0	1/29
6	Logan CALDWELL	SO		Penn State	16.67m	54-8¼	1/28
7	Garrett LARKIN	SR		Pittsburgh	16.66m	54-8	1/21
8	Marcus BROWN	SO		UMES	16.40m	53-9¼	1/28
8	Shane CARLE	SO		Monmouth	16.40m	53-9¼	1/13

Midwest

1	Mason FINLEY	SO		Kansas	20.71m	57-11¼	1/14
2	Luke PINKELMAN	JR		Nebraska	19.51m	64-¾	1/28
3	Tim NEDOW	JR		DePaul	19.18m	52-11¼	1/29
4	Davis FRAKER	FR		Illinois	17.80m	58-4¼	1/8
5	Corey JONES	SO		Missouri	17.66m	57-11¼	1/7
6	Tyler HITCHLER	JR		Nebraska	17.56m	57-7¼	1/28
7	Brandon COLBERT	SR		SE Missouri State	17.49m	57-4¼	12/3
8	Brooks MOSIER	SO		Missouri	17.46m	57-3¼	1/7

Mountain

1	Leif ARRHENIUS	SR		BYU	18.61m	61-¾	1/6
2	Kyle SCHWOCHOW	JR		Air Force	16.99m	55-9	1/29
3	Joe RICCIO	JR		Wyoming	16.86m	55-3¼	12/4
4	Robert DRYE	JR		Air Force	16.83m	55-2¼	1/29
5	Zachary STETLER	FR		BYU	16.58m	54-4¼	1/14
6	Colby BARBER	JR		BYU	16.51m	54-2	1/14
7	Morgan NORGAARD	SR		Montana State	16.43m	53-11	1/28
8	Ian LETTOW	SR		Colorado State	16.25m	53-3¼	1/21

Northeast

1	Robert GOLABEK	SR		Buffalo	18.45m	60-6¼	1/28
2	Mike ALLEMAN	JR		Connecticut	17.61m	57-9¼	1/21
3	Jacob KEELING	SR		Rhode Island	17.25m	56-7¼	12/4
4	Bob BELDEN	JR		Cornell	17.07m	56-0	1/29
5	Rashad WILLIAMS	JR		Central Connecticut	16.72m	54-10¼	1/28
6	Colin QUIRKE	SO		Manhattan	16.57m	54-4¼	1/28
7	Cory KNOX	SR		Buffalo	16.56m	54-4	1/15
8	Daniel SMITH	SO		Brown	16.44m	53-11¼	12/4

South

1	Stephen SAENZ	FR		Auburn	19.40m	63-7¼	1/28
2	Eric WERSKEY	SR		Auburn	19.09m	62-7¼	1/28
3	Kemal MESIC	JR		Florida	18.93m	62-1¼	1/15
4	Michael PUTMAN	JR		Florida State	17.74m	58-2¼	1/14
5	Jarrod BURTON	SR		East Tennessee Stat	17.37m	57-0	1/28
6	Ed WESELA	JR		Mississippi State	17.32m	56-10	1/15
7	Israel MACHOVEC	SR		Georgia	17.08m	56-½	1/28
8	Stipe ZUNIC	SO		Florida	16.94m	55-7	1/15

South Central

1	Richard GARRETT	SO		UTSA	18.27m	59-11¼	1/14
2	Hayden BAILLIO	SO		Texas	18.12m	59-5¼	1/28
3	Jacob THORMAEHLEN	JR		Texas	17.79m	58-4¼	1/14
4	Adonson SHALLOW	SR		Southeastern Louisia	17.74m	58-2¼	1/28
5	Casey KEETER	SR		UT Arlington	17.30m	56-9¼	1/22
6	Brandon DRENON	SR		Texas	17.28m	56-8¼	1/28
7	Terron ARMSTEAD	SO		Arkansas-Pine Bluff	17.23m	56-6¼	1/14
8	Jacob DOMINGUE	SR		Louisiana	16.98m	55-8¼	1/28

Southeast

1	Weston BANKS	SR		Louisville	17.72m	58-1¼	1/14
2	Alex PADGETT	SR		Clemson	17.44m	57-2¼	12/4
3	Ryan SMITH	SO		Liberty	17.38m	57-¾	1/19
4	Colin BOEVERS	SR		Kentucky	17.12m	56-2	1/14
5	Jerod GARDNER	SR		Appalachian State	17.08m	56-½	1/28
6	Mike SCHALLMO	SR		Duke	17.06m	55-11¼	1/29
7	Dennis ALIOTTA	JR		East Carolina	17.05m	55-11¼	1/14
8	Michael BARBAS	JR		Duke	17.00m	55-9¼	1/29

West

1	Bozidar ANTUNOVIC	FR		Arizona	18.15m	59-6¼	1/28
2	Geoffrey TABOR	SO		Stanford	17.67m	57-11¼	1/28
3	Robert GIRE	SR		Arizona	17.20m	56-5¼	1/15
4	Eugenio MANNUCCI	SR		Idaho	17.16m	56-3¼	1/28
5	Jacob WEINTRAUB	JR		Long Beach State	16.96m	55-7¼	1/29
6	Chase SEXTON	JR		Boise State	16.72m	54-10¼	1/28
7	Patrick KOWALSKY	SR		California	16.65m	54-7¼	1/28
8	Travis SMITH	SO		UC Riverside	16.63m	54-6¼	1/28

USTFCCCA Non-Member

Will NOT be ranked, beginning Week 2

**2011 Indoor, Week #2****Men's Weight Throw****Great Lakes**

1	Max MAYS	JR		Ohio State	20.88m	68-6	1/28
2	Matt PFLEGER	SR		Kent State	20.46m	67-1½	1/14
3	Patrick ONYE	SO		Indiana	20.02m	65-8¼	1/28
4	Ethan DENNIS	FR		Michigan	20.01m	65-7¼	1/15
5	Matt DECHANT	JR		Ohio State	19.97m	65-6¼	1/28
6	Anthony AGRUSA	SR		Michigan State	19.96m	65-6	1/14
7	Brad WENTZEL	JR		Michigan State	19.73m	64-8¼	1/14
8	Aaron CRABTREE	JR		Kent State	19.27m	63-2¼	12/10

Mid-Atlantic

1	Logan CALDWELL	SO		Penn State	19.42m	63-8¼	1/28
2	Robert KEOGH	SR		Temple	19.20m	63-0	1/28
3	Joe KOVACS	SR		Penn State	19.07m	62-6¼	1/28
4	Will BARR	FR		Penn State	18.80m	61-8¼	1/28
5	Craig PEARCE	SR		Princeton	18.69m	61-4	1/29
6	Vincent ELARDO	JR		Monmouth	18.50m	60-8¼	1/21
7	Nabil MUBARAK	SO		Penn State	18.13m	59-5¼	1/15
8	Blake EATON	SR		Penn State	17.69m	58-½	1/28

Midwest

1	KP SINGH	SR		Oklahoma	21.10m	69-2¼	1/22
2	Davis FRAKER	FR		Illinois	20.78m	68-2¼	1/21
3	Micah HEGERLE	SO		Minnesota	20.57m	67-6	1/29
4	J.C. LAMBERT	JR		Southern Illinois	20.49m	67-2¼	12/3
5	Matt MCHUGH	SR		Illinois	20.41m	66-11¼	1/29
6	Sean BURNS	SR		South Dakota State	20.00m	65-7¼	1/29
7	Matt BANSE	JR		Iowa	19.45m	63-9¼	1/8
8	Akil MILLS	FR		Illinois State	19.28m	63-3¼	1/22

Mountain

1	Dimitrios FYLLADITAKIS	SR		UTEP	19.90m	65-3¼	1/28
2	Pascal TANG	JR		Northern Arizona	19.20m	63-0	1/21
3	Ian LETTOW	SR		Colorado State	18.89m	61-11¼	1/29
4	Mark SPARKS	SO		Wyoming	18.88m	61-11¼	12/4
5	Joe PLANTE	JR		Wyoming	18.69m	61-4	12/4
6	David PHILLIPS	JR		Montana State	18.58m	60-11¼	1/28
7	Oliver WHALEY	SR		BYU	18.39m	60-4	1/21
8	Robert DRYE	JR		Air Force	18.33m	60-1¼	1/29

Northeast

1	Matthew GAC	SR		Buffalo	19.81m	65-0	1/28
2	Kwaku BOAH	SR		Syracuse	19.50m	63-11¼	1/29
3	Wilfredo DEJESUS ELIAS	SR		Albany	19.10m	62-8	1/28
4	David IRVING	SR		Dartmouth	18.65m	61-2¼	1/22
5	Bob BELDEN	JR		Cornell	18.55m	60-10¼	12/4
6	Joshua FABOYEDE	SO		Connecticut	17.90m	58-8¼	1/21
7	Jacob KEELING	SR		Rhode Island	17.75m	58-3	1/22
8	Ablorde ASHIGBI	SR		Harvard	17.73m	58-2	1/29

South

1	Justin WELCH	FR		Georgia	19.90m	65-3¼	1/28
2	Jeremy POSTIN	SO		Florida	19.69m	64-7¼	1/15
3	Knut SYVERSEN	SR		Memphis	19.55m	64-1¼	12/3
4	David TRIASSI	SO		Florida	19.41m	63-8¼	1/15
5	Joe FRYE	SR		Belmont	19.18m	62-11¼	1/8
6	Kyle KIRBY	SR		Samford	18.46m	60-6¼	1/22
7	Jarrod BURTON	SR		East Tennessee Stat	18.36m	60-3	12/3
8	Joey TORRES	JR		South Alabama	17.90m	58-8¼	1/29

South Central

1	Walter HENNING	SR		LSU	22.04m	72-3¼	1/22
2	Michael LAURO	JR		LSU	21.20m	69-6¼	1/28
3	Adonson SHALLOW	SR		Southeastern Louisia	20.98m	68-10	1/28
4	Chris CRALLE	SR		Sam Houston State	20.51m	67-3¼	1/28
5	Ross ROUBION	SR		LSU	19.41m	63-8¼	1/15
6	Garrett HARKLESS	JR		Louisiana	19.20m	63-0	1/15
7	Arthur THOMAS	SR		Arkansas-Pine Bluff	18.64m	61-2	1/28
8	Jason RUSSELL	SR		Sam Houston State	18.27m	60-11¼	1/12

Southeast

1	Mike ZAJAC	SR		South Carolina	21.22m	69-7¼	1/28
2	Alex PADGETT	SR		Clemson	19.75m	64-9¼	1/15
3	Malcolm STYERS	SR		Appalachian State	19.08m	62-7¼	12/3
4	Grant PEARCE	SO		NC State	18.48m	60-7¼	1/29
5	Vincenzo CHIARIELLO	JR		Virginia	18.47m	60-7¼	12/3
6	Christoph HUTSCHALIK	SR		Gardner-Webb	18.27m	60-11¼	1/28
7	Josh GREENWALD	JR		Louisville	18.20m	59-8¼	1/28
8	Weston BANKS	SR		Louisville	17.92m	58-9¼	12/3

West

1	Trevor KRAYCHIR	JR		Boise State	20.04m	65-9	1/28
2	Colin DUNBAR	SR		Long Beach State	19.68m	64-7	1/29
3	Carter WELLS	SR		Stanford	18.88m	61-11¼	1/21
4	Alex NELSON	JR		Boise State	18.65m	61-2¼	1/28
5	Jordan STRAY	SR		Oregon	18.29m	60-¼	1/28
6	William DAWSON	FR		Stanford	18.22m	59-9¼	1/28
7	Rajan BAINES	SR		Long Beach State	17.13m	56-2¼	1/29
8	Conner LARNED	SO		Washington	17.05m	60-11¼	1/28

USTFCCA Non-Member

Will NOT be ranked, beginning Week 2



USTFCCCA NCAA Division I Regional Index

2011 Indoor, Week #2

as of 2/1/2011 9:28:36 AM

Men's Heptathlon

Great Lakes

1	Japheth CATO	FR	Wisconsin	5,698	1/28
2	Dave GRZESIAK	JR	Wisconsin	5,572	1/28
3	Justin SCHNEIDER	SR	Notre Dame	5,497	1/13
4	Kurt SCHNEIDER	SO	Michigan State	5,380	1/27
5	Michael SCHOBER	SR	Kent State	5,358	1/21
6	Derek DROUIN	JR	Indiana	5,315	1/21
7	Ben CROGAN	JR	Milwaukee	5,246	1/28
8	Kevin LANIER	JR	Eastern Michigan	5,224	12/16

Mid-Atlantic

1	Thomas FITZSIMONS	SR	Mount St. Mary's	5,198	1/14
2	Keith ONTO	SR	UMBC	5,194	1/28
3	Anya UZOH	JR	Penn State	4,989	1/28
4	Andrew POWELL	JR	Bucknell	4,752	1/28
5	Timothy NICKAS	JR	Mount St. Mary's	4,699	1/28
6	Mike BAIRD	JR	Rutgers	4,626	1/28
7	Ryan PAQUIN	FR	Lehigh	4,533	12/3
8	Kyle FORREST	SR	Lehigh	4,485	12/3

Midwest

1	Brock SPANDL	SR	Minnesota	5,645	1/27
2	Lars RISE	SR	Missouri	5,578	1/27
3	Joey SCHWECKE	SR	Minnesota	5,551	1/27
4	Daniel GOORIS	JR	Northern Iowa	5,517	1/28
5	Moritz CLEVE	SR	Kansas State	5,443	1/28
6	Ben JASINSKI	SR	South Dakota State	5,429	1/21
7	Andy LILLEJORD	FR	North Dakota State	5,254	12/4
8	Jamal CURRICA	JR	Iowa State	5,174	1/27

Mountain

1	Phillip BETTIS	SR	BYU	5,418	1/28
2	Sam PIERSON	SR	Idaho State	5,320	1/14
3	Jeff MOHL	SO	Montana State	5,290	1/28
4	Adam SALZMANN	SR	Colorado	5,103	1/21
5	Austin EMRY	SO	Montana	5,044	1/28
6	Alex VON HAGEN	SR	Colorado	4,996	1/21
7	Nick GREEN	SR	Texas Tech	4,986	1/28
8	Wade NIELSON	JR	Southern Utah	4,899	1/28

Northeast

1	Aaron KING	JR	Connecticut	5,413	1/20
2	Nick HUBER	JR	Cornell	5,370	12/4
3	Felix SILJEBACK-LARSEN	SO	Manhattan	5,160	1/28
4	Jesse CHAPMAN	SO	Connecticut	5,057	1/20
5	Andrew REIGSTAD	JR	Rhode Island	5,044	1/28
6	Josh CUSICK	JR	Cornell	4,928	12/4
7	Trent BALTZELL	SO	Rhode Island	4,894	1/28
8	Dan OSTROVSKY	SR	Dartmouth	4,849	1/20

South

1	Gray HORN	JR	Florida	5,747	1/28
2	Michael AYERS	JR	Georgia	5,553	1/28
3	Ben DAVIES	SO	Georgia	5,378	1/28
4	Tommy BARRINEAU	SR	Georgia	5,333	1/28
5	Kevin CARNEY	SO	Tennessee	4,848	1/28
6	Neamen WISE	SO	USF	4,471	1/21
7	Dillon SEIGENTHALER	SO	Lipscomb	4,419	1/28
8	Ashton KRAUSE	SO	South Alabama	4,389	1/29

South Central

1	Kenny GREAVES	SR	Texas	5,549	1/28
2	Isaac MURPHY	JR	Texas	5,515	1/28
3	Kevin LAZAS	FR	Arkansas	5,509	1/28
4	Terry PRENTICE	JR	Arkansas	5,484	1/28
5	Matthew JOHNSON	JR	Sam Houston State	5,381	1/28
6	Matt KIRBOS	SO	Arkansas	5,201	1/28
7	Ethan TURPEN	SO	Arkansas State	5,095	12/3
8	William MARKERT	FR	Texas A&M	5,084	1/28

Southeast

1	Miller MOSS	SR	Clemson	5,903	1/28
2	Damon DIXON	SR	Hampton	5,312	1/28
3	Geren WOODBRIDGE	SR	Liberty	4,954	12/3
4	Taylor SCHMIDT	FR	Liberty	4,886	12/3
5	Antonio WOOD	SO	VMI	4,824	1/28
6	Alex HILL	JR	Wake Forest	4,747	1/28
7	David WELLINGTON	SR	George Mason	4,723	1/28
8	Sam LUSTY	FR	Western Carolina	4,503	1/28

West

1	Jeremy TAIWO	SO	Washington	5,746	1/28
2	David KLECH	SR	Oregon	5,685	1/28
3	Kurt FELIX	JR	Boise State	5,669	1/28
4	Michael MORRISON	SR	California	5,490	1/28
5	Dakotah KEYS	FR	Oregon	5,332	1/28
6	Sam SCHUR	JR	Sacramento State	5,291	1/28
7	Kale SCHMIDT	FR	Washington	5,140	1/28
8	Andrew FERLEMAN	SR	Washington	5,049	1/28

USTFCCCA Non-Member

Will NOT be ranked, beginning Week 2



USTFCCCA NCAA Division I Regional Index

2011 Indoor, Week #2

as of 2/1/2011 9:28:37 AM

Women's 60m Dash

Great Lakes

1	Christina MANNING	JR		Ohio State	7.40	1/28
2	Ashlee ABRAHAM	SO		Eastern Michigan	7.41	1/28
3	Madison MCNARY	JR		Ohio State	7.42	1/7
4	Natasha BURSE	SR		Cincinnati	7.48	12/10
5	Chesna SYKES	FR		Ohio State	7.51	1/15
6	Diona GRAVES	JR		Miami (Ohio)	7.52	12/3
7	Christienne LINTON	SO		Ohio State	7.53	1/7
8	Latalia JONES	SR		Akron	7.54	1/7

Mid-Atlantic

1	Shavon GREAVES	SR		Penn State	7.33	1/28
2	Cambrya JONES	JR		Pittsburgh	7.51	1/15
3	DeAnna BROWN	JR		Maryland	7.52	1/22
4	Amanda KIMBERS	SO		Georgetown	7.56	1/28
4	Da'Lynn MILLS	SR		Pittsburgh	7.56	12/10
6	D'Ambour LEWIS	JR		Maryland	7.59	1/22
7	Ashley WOODFORD	SO		Pittsburgh	7.60	1/15
7	Mahagony JONES	FR		Penn State	7.60	1/8

Midwest

1	Scottesha MILLER	SR		Oklahoma	7.33	1/22
2	Shawna ANDERSON	JR		Oklahoma	7.37	1/28
3	Candyce MCGRONE	JR		Oklahoma	7.39	1/28
4	Chimerem OKOROJI	JR		Minnesota	7.46	1/21
5	Sherine WELLS	JR		Oklahoma	7.47	1/7
5	Denesha MORRIS	SO		Kansas	7.47	1/28
5	Audacia MOORE	JR		Wichita State	7.47	1/12
8	Tamika ROBINSON	SR		Illinois	7.48	1/29

Mountain

1	Endurance ABINUWA	JR		UTEP	7.36	1/28
2	Terra EVANS	JR		Texas Tech	7.39	1/14
3	Erica ALEXANDER	JR		Texas Tech	7.46	1/28
4	Tara THOMAS	JR		Texas Tech	7.54	1/14
5	Porshe GIDDINGS	SR		BYU	7.56	1/14
6	Candace JACKSON	SO		Texas Tech	7.57	1/21
7	Angelica EARLS	SO		Nevada	7.62	1/22
8	Olivia KYERE-BOATENG	JR		Utah Valley	7.69	1/6

Northeast

1	Trisha-Ann HAWTHORNE	SR		Connecticut	7.39	1/15
2	Melissa HEWITT	JR		Cornell	7.46	1/29
3	Shelby WALTON	JR		Boston University	7.58	1/28
4	Cearha MILLER	SO		Maine	7.61	1/15
4	Kristen BROWN	SO		Connecticut	7.61	1/28
6	Marvellous IHEUKWUMERE	FR		Columbia	7.64	1/15
7	Jessie GAINES	JR		Long Island	7.66	1/28
7	Jamiee MCCLARY	SO		Buffalo	7.66	1/15

South

1	Dominique BOOKER	FR		UCF	7.26	1/21
2	Aurieyall SCOTT	FR		UCF	7.29	1/21
3	Sheniqua FERGUSON	SR		Auburn	7.35	1/28
4	Tarika WILLIAMS	JR		Miami (Fla.)	7.38	1/28
5	Sheila PAUL	JR		UCF	7.39	1/28
6	Marecia PEMBERTON	FR		Florida State	7.40	1/14
7	Joanna ATKINS	SR		Auburn	7.41	1/28
8	LaJada BALDWIN	SR		Mississippi	7.42	1/7

South Central

1	Jessica YOUNG	SR		TCU	7.23	12/11
2	Semoy HACKETT	JR		LSU	7.24	1/22
3	Jeneba TARMOH	JR		Texas A&M	7.27	1/22
4	Tiffany TOWNSEND	SR		Baylor	7.35	1/28
5	Kenyanna WILSON	SR		LSU	7.36	1/22
6	Kimberlyn DUNCAN	SO		LSU	7.38	1/28
7	Dominique DUNCAN	JR		Texas A&M	7.42	12/11
8	Whitney HARRIS	JR		Houston	7.44	1/14
8	Christie JONES	SR		Houston	7.44	1/28
8	Allison PETER	FR		Texas	7.44	1/14
8	Chelsea HAYES	SR		Louisiana Tech	7.44	1/22

Southeast

1	Stormy KENDRICK	SO		Clemson	7.22	1/21
2	Lakya BROOKINS	SR		South Carolina	7.24	1/28
3	Shayla MAHAN	SR		South Carolina	7.33	1/14
4	Jasmine EDGERSON	SO		Clemson	7.37	1/7
5	Misha MORRIS	JR		Clemson	7.45	1/15
5	Funmi ALABI	SO		Virginia Tech	7.45	1/21
5	Saravia RICHARDSON	SR		Louisville	7.45	1/28
8	Shanneka CLAIBORNE	JR		Norfolk State	7.46	1/28

West

1	English GARDNER	FR		Oregon	7.29	1/15
2	Amber PURVIS	JR		Oregon	7.35	1/28
3	Shataya HENDRICKS	JR		Stanford	7.40	1/21
4	Geronne BLACK	SO		Portland State	7.48	1/21
5	Mandy WHITE	SR		Oregon	7.49	1/28
6	Cherrelle GARRETT	SR		California	7.53	1/28
6	Dominique' MALOY	SR		Arizona State	7.53	1/28
8	Carissa LEVINGSTON	SO		Stanford	7.54	1/28

USTFCCCA Non-Member Will NOT be ranked, beginning Week 2



USTFCCCA NCAA Division I Regional Index

2011 Indoor, Week #2

as of 2/1/2011 9:28:37 AM

Women's 200m Dash

Great Lakes

1	Christina MANNING	JR		Ohio State	24.00	1/15
2	Madison MCNARY	JR		Ohio State	24.05	1/7
3	Naomi ANDRE	SO		Eastern Michigan	24.10	1/22
4	Ashlee ABRAHAM	SO		Eastern Michigan	24.25	1/8
5	Natasha BURSE	SR		Cincinnati	24.28	1/28
5	Amanda KAVERMAN	SR		Toledo	24.28	1/29
7	Jameice DECOSTER	SO		Wisconsin	24.48	1/14
8	Iris CAMPBELL	SO		Western Michigan	24.52	1/28

Mid-Atlantic

1	Shavon GREAVES	SR		Penn State	23.18	1/28
2	Da'Lynn MILLS	SR		Pittsburgh	23.96	1/28
3	Amanda KIMBERS	SO		Georgetown	24.00	1/28
4	Cambrya JONES	JR		Pittsburgh	24.13	1/28
5	Tenille SToudenMIRE	SO		Georgetown	24.29	1/8
6	Mahagony JONES	FR		Penn State	24.38	1/8
7	Shericka WARD	JR		Villanova	24.60	1/15
8	Victoria CARUSO	SO		Delaware	24.62	1/21

Midwest

1	Candyce MCGRONE	JR		Oklahoma	23.41	1/28
2	Scottesha MILLER	SR		Oklahoma	23.58	1/28
3	Ashley KELLY	JR		Illinois	24.05	1/29
4	Kayla SMITH	SO		Illinois	24.09	1/29
5	Audacia MOORE	JR		Wichita State	24.13	1/22
6	Cheria MORGAN	SR		Illinois	24.16	1/29
7	Erin JONES	FR		Iowa	24.20	1/28
8	Shawna ANDERSON	JR		Oklahoma	24.22	1/28

Mountain

1	Endurance ABINUWA	JR		UTEP	23.90	1/28
2	Porshe GIDDINGS	SR		BYU	24.06	1/21
3	Candace JACKSON	SO		Texas Tech	24.08	1/28
4	Tiffany HINES	FR		Texas Tech	24.25	1/28
5	Afiya WALKER	SR		Wyoming	24.62	1/29
6	Angelica EARLS	SO		Nevada	24.64	12/3
7	Shirley PITTS	SO		New Mexico	24.66	1/28
8	Florece WILLIAMS	JR		Weber State	24.94	1/28

Northeast

1	Shelby WALTON	JR		Boston University	23.95	1/28
2	Sharay HALE	JR		Columbia	24.15	1/28
3	Trisha-Ann HAWTHORNE	SR		Connecticut	24.28	1/15
4	Melissa HEWITT	JR		Cornell	24.55	1/29
5	Kyra CALDWELL	JR		Columbia	24.61	1/28
6	Jamiee MCCLARY	SO		Buffalo	24.65	1/28
7	Jazmin WALLER	JR		Long Island	24.90	1/21
8	Ashley BOWMAN	SO		Manhattan	24.93	1/28

South

1	Aurieyall SCOTT	FR		UCF	23.17	1/28
2	Dominique BOOKER	FR		UCF	23.26	1/28
3	Tarika WILLIAMS	JR		Miami (Fla.)	23.80	1/28
4	Teona RODGERS	SR		Florida State	23.91	1/28
5	Stephanie SIMPSON	SR		Florida State	23.99	1/28
6	LaJada BALDWIN	SR		Mississippi	24.08	12/3
7	Amara JONES	JR		Savannah State	24.19	1/29
7	Sheila PAUL	JR		UCF	24.19	1/21

South Central

1	Jessica BEARD	SR		Texas A&M	22.95	1/22
2	Jeneba TARMOH	JR		Texas A&M	22.98	1/22
2	Semoy HACKETT	JR		LSU	22.98	1/22
4	Tiffany TOWNSEND	SR		Baylor	23.21	1/28
5	Kimberlyn DUNCAN	SO		LSU	23.31	1/28
6	Rebecca ALEXANDER	JR		LSU	23.58	1/28
7	Ashley COLLIER	FR		Texas A&M	23.65	1/28
8	Dominique DUNCAN	JR		Texas A&M	23.75	1/28

Southeast

1	Stormy KENDRICK	SO		Clemson	23.47	1/28
2	Shayla MAHAN	SR		South Carolina	23.81	1/21
3	Racquel VASELL	SR		Hampton	23.96	1/28
4	Malai WALKER	JR		North Carolina	24.22	1/29
5	Christine JOHNSON	SR		North Carolina	24.25	1/29
6	Elizabeth MOTT	JR		North Carolina	24.29	1/29
7	Krystin LAWSON	JR		North Carolina A&T	24.30	1/28
8	Whitney FOUNTAIN	FR		Clemson	24.33	1/28

West

1	Jasmine CHANEY	SR		Arizona State	23.32	1/28
2	Carissa LEVINGSTON	SO		Stanford	24.09	1/28
3	Shataya HENDRICKS	JR		Stanford	24.12	1/21
4	Katie NELMS	FR		Stanford	24.17	1/28
5	Mandy WHITE	SR		Oregon	24.19	1/28
6	Kayla SANCHEZ	JR		Arizona State	24.25	1/28
6	Lauryn NEWSON	SO		Oregon	24.25	1/28
8	Ciara SHORT	SR		Cal State Fullerton	24.26	1/28

USTFCCCA Non-Member

Will NOT be ranked, beginning Week 2



2011 Indoor, Week #2

Women's 400m Dash

Great Lakes

1	Shaniqua MCGINNIS	JR		Ohio State	55.30	1/28
2	Brittney HARPER	SO		Wisconsin	55.42	1/14
3	Alisha COLE	SR		Michigan	55.46	1/15
4	Andrea ARNOLD	FR		Western Michigan	55.87	1/28
5	Aricka RHODES	JR		Cincinnati	55.97	1/21
6	Dejaa SHEARER	SR		Eastern Michigan	56.03	1/22
7	Shantavia WILLIAMS	JR		Eastern Michigan	56.06	1/28
8	Asia RAWLS	SO		Eastern Michigan	56.09	1/28
8	Shanequa WILLIAMS	FR		Kent State	56.09	1/21

Mid-Atlantic

1	Shavon GREAVES	SR		Penn State	53.53	1/15
2	Doris ANYANWU	SO		Penn State	54.85	1/28
3	Tanisha KENDRICK	SR		Morgan State	55.43	12/10
4	London FINLEY	JR		Georgetown	55.46	1/28
5	Ijeoma IHEOMA	JR		Penn State	55.63	1/28
6	Megan DUNCAN	SR		Penn State	55.69	1/28
7	Victoria CARUSO	SO		Delaware	55.76	1/29
8	Kaetlyn BROWN	SR		Pittsburgh	56.20	1/28

Midwest

1	Ashley KELLY	JR		Illinois	54.38	1/29
2	Alena BROOKS	SO		Minnesota	54.60	1/15
3	Diamond DIXON	FR		Kansas	54.64	1/28
4	Ashley LIVERPOOL	FR		Iowa	54.76	1/28
5	Melissa BATES	SR		Illinois	55.06	1/29
5	Kianna ELAHI	JR		Iowa State	55.06	1/29
7	Mara WEEKES	FR		Nebraska	55.37	1/28
8	Sam CAMERON	SR		Northern Iowa	55.62	1/21

Mountain

1	Taylor EVANS	JR		Texas Tech	54.86	1/28
2	Christina DAY	SR		Southern Utah	55.34	1/28
3	Katelyn JENSEN	JR		Utah State	55.47	1/28
4	Natalie STEWART	JR		BYU	55.58	1/28
5	Meshawn GRAHAM	JR		Texas Tech	55.72	1/28
6	Kylee GLEASON	SR		Idaho State	55.77	1/28
7	Erica ALEXANDER	JR		Texas Tech	56.07	1/14
8	LaSasha ALDREDGE	SO		New Mexico State	56.35	1/28

Northeast

1	Sharay HALE	JR		Columbia	53.77	1/28
2	Alexandra TANNER	SR		Dartmouth	56.14	1/22
3	Molly ELLIS	SO		St. John's (N.Y.)	56.33	1/28
4	Cara ROSTANT	SO		Manhattan	56.44	12/4
5	Cearha MILLER	SO		Maine	56.57	1/28
6	Celina EMERSON	FR		Connecticut	56.60	1/28
7	Kelsey REIMNITZ	JR		Cornell	56.61	1/15
8	Kyra CALDWELL	JR		Columbia	56.67	1/22

South

1	Tameka JAMESON	SR		Miami (Fla.)	53.81	1/15
2	Sofie PERSSON	JR		Mississippi	53.93	12/3
2	Thandi STEWART	FR		Miami (Fla.)	53.93	1/15
4	Ebony EUTSEY	FR		Florida	54.59	1/28
5	Kristin BRIDGES	JR		Mississippi	54.64	1/22
6	Amara JONES	JR		Savannah State	55.09	1/21
7	Jody-Ann MUIR	SO		Mississippi State	55.15	1/28
8	Unique SINGLETON	SR		Jacksonville	55.28	1/29

South Central

1	Shelise WILLIAMS	SR		Arkansas	52.59	1/28
2	Angele COOPER	JR		Texas	52.69	1/28
3	Jessica BEARD	SR		Texas A&M	52.97	1/22
4	Briana NELSON	FR		Texas	53.31	1/28
5	Cassandra TATE	JR		LSU	53.45	1/28
6	Regina GEORGE	SO		Arkansas	53.67	1/28
7	Kendra CHAMBERS	SO		Texas	53.72	1/28
8	Whitney JONES	JR		Arkansas	53.79	1/28

Southeast

1	Elizabeth MOTT	JR		North Carolina	54.18	1/29
2	Sanura ELEYO'REILLY	FR		South Carolina	54.61	1/28
2	Jane't CAROTHERS	SR		Western Carolina	54.61	1/28
4	Julie NUNN	FR		Kentucky	54.78	1/28
5	LaToya JAMES	SR		North Carolina	55.14	1/14
6	Asia WASHINGTON	SR		Virginia Tech	55.23	1/28
7	Christine JOHNSON	SR		North Carolina	55.30	1/14
8	Tasha STANLEY	JR		North Carolina	55.73	1/14

West

1	Jasmine CHANEY	SR		Arizona State	54.13	1/28
2	Georganne MOLINE	JR		Arizona	54.40	1/28
3	Joy EATON	SR		UCLA	54.58	1/28
4	Ciara SHORT	SR		Cal State Fullerton	54.66	1/28
5	Kellie SCHUELER	FR		Stanford	54.90	1/28
6	Sherrina LOFTON	SR		Cal State Northridge	55.60	1/28
7	Kelsey WILLIAMSON	SO		UNLV	55.64	1/28
8	Jackie HARRISON	SR		Cal State Northridge	55.67	1/28

USTFCCCA Non-Member

Will NOT be ranked, beginning Week 2

**2011 Indoor, Week #2****Women's 800m Run****Great Lakes**

1	Rebecca ADDISON	SO		Michigan	2:08.87	1/15
2	Jillian SMITH	SO		Michigan	2:08.95	1/15
3	Rebecca TRACY	SO		Notre Dame	2:09.05	1/13
4	Kathy KLUMP	JR		Cincinnati	2:10.07	1/28
5	Lauren QUAINANCE	SR		Eastern Michigan	2:10.49	1/28
6	Arianne RABY	SO		Indiana	2:10.87	1/15
7	Kirsty LEGG	SO		Butler	2:11.31	1/28
8	Kelsey DUERKSEN	SO		Indiana	2:11.88	1/15

Mid-Atlantic

1	Cynthia ANAIS	JR		UMES	2:07.95	1/21
2	Jess PALACIO	JR		Navy	2:08.69	1/29
3	Chelsea COX	FR		Georgetown	2:09.38	1/28
4	Becca DELOACHE	FR		Georgetown	2:11.08	1/28
5	Maura RYAN	SR		Penn State	2:11.10	1/28
6	Rebeka SIMKO	FR		Penn State	2:11.38	1/28
7	Christina NELSON	SR		Monmouth	2:11.46	1/28
8	Kristin SMOOT	FR		Princeton	2:11.64	1/29

Midwest

1	Natalja PILIUSINA	FR		Oklahoma State	2:05.86	1/28
2	Bethany PRASKA	SR		Iowa	2:08.63	1/28
3	Stephanie MORGAN	SO		Illinois	2:08.78	1/21
4	Christine SCHMALTZ	SR		North Dakota State	2:09.35	1/29
5	Brittany SCHANANDORE	SR		North Dakota State	2:10.52	1/29
6	Caleigh GLENN	FR		Oklahoma State	2:11.06	1/28
7	Katie HILL	FR		Minnesota	2:11.14	1/21
8	Kersten THORGAARD	JR		Iowa State	2:11.36	1/29

Mountain

1	Lacey BLEAZARD	JR		BYU	2:05.55	1/28
2	Katie PALMER	JR		BYU	2:05.91	1/28
3	Nicole CLARK	SR		BYU	2:08.38	1/28
4	Lucy YATES	JR		Utah	2:09.26	1/28
5	Elizabeth TREMBLAY	SO		Colorado	2:09.51	1/28
6	Purity BIWOTT	SR		Texas Tech	2:10.87	1/28
7	Cloe PALAKOVICH	SO		Idaho State	2:12.40	1/28
8	Devin BAILEY	SR		Texas Tech	2:12.60	1/28

Northeast

1	Heather WILSON	JR		Connecticut	2:06.53	1/28
2	Caroline KING	JR		Boston College	2:07.60	1/28
3	Kate GRACE	SR		Yale	2:08.80	1/28
4	Samantha ADELBERG	SR		Brown	2:09.38	1/28
5	Kim STANDRIDGE	SR		Cornell	2:10.10	1/29
6	Brigitte MANIA	SO		Connecticut	2:10.24	1/28
7	Molly GLANTZ	JR		Cornell	2:10.64	1/29
8	Christina SUPINO	JR		Dartmouth	2:11.62	1/28

South

1	Chanelle PRICE	JR		Tennessee	2:05.61	1/28
2	Sofie PERSSON	JR		Mississippi	2:07.32	1/28
3	Hannah BROOKS	SR		Florida State	2:09.10	1/28
4	Violah LAGAT	JR		Florida State	2:10.65	1/28
5	Kianna RUFF	FR		Tennessee	2:10.88	1/14
6	Nijgia SNAPP	Se		Tennessee	2:10.91	1/14
7	Thandi STEWART	FR		Miami (Fla.)	2:11.01	1/28
8	Ramzee FONDREN	SO		Tennessee	2:11.39	1/21

South Central

1	Stephanie BROWN	SO		Arkansas	2:06.53	1/28
2	Samantha LEARCH	JR		Arkansas	2:07.34	1/28
3	Brittany HALL	SR		LSU	2:09.10	1/28
4	Erica PARKER	SR		Texas A&M	2:10.18	1/28
5	Briyanni THOMAS	FR		TCU	2:10.82	1/28
6	Brittany OGUNMOKUN	SO		Baylor	2:10.98	1/15
7	Marielle HALL	FR		Texas	2:11.36	1/28
8	Aliese HYDE	FR		Texas A&M	2:11.38	12/11

Southeast

1	Alaine TATE	FR		Hampton	2:10.53	1/28
2	Jackie ROSS	SR		Charlotte	2:12.14	1/28
3	Cydney ROBINSON	FR		Hampton	2:12.43	1/28
4	Sierra HENDERSON	SO		South Carolina	2:12.81	1/28
5	Benita TAYLOR	SO		Hampton	2:13.39	1/28
6	Marisa DOBBINS	SO		North Carolina	2:14.24	1/14
7	Lydia KOSGEI	JR		Eastern Kentucky	2:14.30	1/28
7	Vasity CHEMWENO	SR		Western Kentucky	2:14.30	1/14

West

1	Lea WALLACE	SR		Sacramento State	2:05.42	1/28
2	Christina RODGERS	SR		Arizona	2:05.91	1/28
3	Laura ROESLER	FR		Oregon	2:07.10	1/28
4	Deanna SULLIVAN	SR		Arizona	2:08.81	1/28
5	Ashlea MCLAUGHLIN	SR		UCLA	2:10.09	1/28
6	Justine FEDRONIC	SO		Stanford	2:10.56	1/28
7	Courtney ZALUD	SO		Washington State	2:10.63	1/28
8	Sarah MCCURDY	SO		Stanford	2:11.06	1/28

USTFCCCA Non-Member

Will NOT be ranked, beginning Week 2

**2011 Indoor, Week #2****Women's Mile Run****Great Lakes**

1	Chelsea BLANCHARD	JR	Indiana	4:41.18	1/28
2	Kirsty LEGG	SO	Butler	4:41.59	1/28
3	Rebecca TRACY	SO	Notre Dame	4:42.14	1/22
4	Emily MACLEOD	SR	Michigan State	4:42.75	1/22
5	Jillian SMITH	SO	Michigan	4:43.88	1/28
6	Katie CLARK	SO	Butler	4:46.00	1/28
7	Carlie GREEN	JR	Michigan State	4:47.90	1/22
8	Ari FISHER	JR	Toledo	4:48.93	1/21

Mid-Atlantic

1	Sheila REID	SR	Villanova	4:41.14	1/15
2	Caitlin LANE	JR	Penn State	4:41.69	1/28
3	Jessica O'CONNELL	JR	West Virginia	4:43.74	1/28
4	Katie GILLESPIE	FR	West Virginia	4:46.60	1/28
5	Katie MCCAFFERTY	JR	Georgetown	4:46.78	1/28
6	Emily LIPARI	FR	Villanova	4:47.03	1/29
7	Alexis MIKAELIAN	SO	Princeton	4:47.76	1/29
8	Bogdana MIMIC	SO	Villanova	4:47.98	1/29

Midwest

1	Nikki SWENSON	SR	Minnesota	4:44.72	1/21
2	Betsy FLOOD	JR	Iowa	4:45.73	1/21
3	Boglarka BOZZAY	JR	Kansas State	4:46.60	1/28
4	McKenzie MELANDER	JR	Iowa	4:46.99	1/21
5	Lauren HARDESTY	SR	Iowa	4:47.02	1/28
6	Elizabeth YETZER	SR	Minnesota	4:47.33	1/15
7	Dani STACK	SO	Iowa State	4:48.52	1/21
8	Laura ROXBERG	SO	Missouri	4:48.70	1/29

Mountain

1	Emma COBURN	JR	Colorado	4:43.58	1/28
2	Caroline KARUNDE	SR	Texas Tech	4:44.94	1/21
3	Winrose KARUNDE	SR	Texas Tech	4:45.43	1/21
4	Amanda MERGAERT	SO	Utah	4:46.40	1/28
5	Katie PALMER	JR	BYU	4:47.28	1/14
6	Amber HENRY	SO	Weber State	4:47.68	1/14
7	Ruth SENIOR	JR	New Mexico	4:48.24	1/15
8	Heather HAUG	JR	Montana State	4:50.88	1/28

Northeast

1	Lucy VAN DALEN	JR	Stony Brook	4:42.43	1/29
2	Jillian KING	SO	Boston College	4:44.60	1/28
3	Nihal KAYALI	SO	Yale	4:47.84	1/28
4	Annie KEOWN	FR	Stony Brook	4:49.68	1/22
5	Corey CONNER	JR	Maine	4:50.81	1/15
6	Leah ANDRIANOS	SR	Connecticut	4:52.43	1/28
7	Kerri GALLAGHER	SR	Fordham	4:52.44	1/7
8	Hannah DAVIDSON	SO	Providence	4:53.46	1/22

South

1	Amanda WINSLOW	SO	Florida State	4:41.87	1/28
2	Jackie ARESON	SR	Tennessee	4:44.33	1/21
3	Cory MCGEE	FR	Florida	4:46.70	1/15
4	Chanelle PRICE	JR	Tennessee	4:47.49	1/14
5	Genevieve LACAZE	JR	Florida	4:49.48	1/15
6	Liz COSTELLO	SR	Tennessee	4:50.87	1/21
7	Jessica PARRY	FR	Florida State	4:51.28	1/28
8	Stephanie BARNES	SR	Auburn	4:51.32	1/15

South Central

1	Betzy JIMENEZ	SR	Texas	4:45.50	1/14
2	Stephanie BROWN	SO	Arkansas	4:47.18	1/14
3	Julie AMTHOR	JR	Texas	4:49.34	1/28
4	Mia BEHM	JR	Texas	4:49.66	1/14
5	Samantha LEARCH	JR	Arkansas	4:50.63	1/14
6	Kristen GILLESPIE	JR	Arkansas	4:50.67	1/28
7	Silje FJORTOFT	SR	SMU	4:54.76	1/22
8	Rebecca COADY	SR	Tulane	4:57.46	1/15

Southeast

1	Lydia KOSGEI	JR	Eastern Kentucky	4:47.69	1/14
2	Cally MACUMBER	SO	Kentucky	4:48.70	1/28
3	Vasity CHEMWENO	SR	Western Kentucky	4:50.14	1/28
4	Amanda GOETSCHUIS	SR	Charlotte	4:53.17	1/28
5	Betsy GRANEY	SR	William and Mary	4:53.22	1/29
6	Keara THOMAS	SR	Charlotte	4:54.94	1/28
7	Kimberly RUCK	JR	Clemson	4:55.13	1/15
8	Jackie ROSS	SR	Charlotte	4:55.21	1/21

West

1	Zoe BUCKMAN	SR	Oregon	4:37.84	1/28
2	Katie FLOOD	FR	Washington	4:47.45	1/28
3	Chelsea ORR	FR	Washington	4:47.51	1/28
4	Ruby ROBERTS	FR	Washington State	4:48.97	1/28
5	Elizabeth APGAR	SO	Arizona	4:49.59	1/28
6	Chelsea REILLY	JR	California	4:50.12	1/28
7	Victoria PENNINGNS	SO	Stanford	4:51.26	1/28
8	Taylor DUTCH	SO	California	4:52.76	1/28

USTFCCCA Non-Member

Will NOT be ranked, beginning Week 2

**2011 Indoor, Week #2****Women's 3000m Run****Great Lakes**

1	Chelsea BLANCHARD	JR		Indiana	9:24.41	1/21
2	Kirsty LEGG	SO		Butler	9:30.07	1/21
3	Sarah PEASE	SR		Indiana	9:31.16	1/21
4	Katie CLARK	SO		Butler	9:31.24	1/21
5	Samantha GINTHER	SO		Indiana	9:31.94	1/21
6	Erica RIDDERMAN	SO		Indiana	9:32.77	1/21
7	Kelsey DUERKSEN	SO		Indiana	9:33.64	1/21
8	Courtney CALKA	SO		Eastern Michigan	9:34.82	1/28

Mid-Atlantic

1	Sheila REID	SR		Villanova	8:56.92	1/29
2	Ashley HIGGINSON	SR		Princeton	9:14.47	1/29
3	Alex BANFICH	SR		Princeton	9:27.60	1/29
4	Kara MILLHOUSE	JR		Penn State	9:30.06	1/28
5	Emily JONES	SO		Georgetown	9:31.26	1/28
6	Amanda MARINO	SR		Villanova	9:35.17	1/29
7	Sarah CUMMINGS	SR		Princeton	9:37.02	1/29
8	Joanna STEVENS	FR		Georgetown	9:37.94	1/14

Midwest

1	Betsy SAINA	SO		Iowa State	9:22.65	1/29
2	Dani STACK	SO		Iowa State	9:25.04	1/29
3	Jessica ENGEL	JR		Oklahoma	9:28.59	1/28
4	Tonya NERO	SR		Wichita State	9:30.10	1/22
5	Aliphine TULIAMUK	SO		Wichita State	9:31.30	1/22
6	Stephanie PRICE	SO		Minnesota	9:35.37	1/21
7	Missa VARPNESS	FR		Minnesota	9:36.23	1/21
8	Martina TRESCH	SO		Kansas State	9:38.12	1/28

Mountain

1	Ruth SENIOR	JR		New Mexico	9:17.09	1/28
2	Caroline KARUNDE	SR		Texas Tech	9:24.97	1/28
3	Winrose KARUNDE	SR		Texas Tech	9:25.02	1/28
4	Kathya GARCIA	JR		UTEP	9:25.91	1/28
5	Natalie GRAY	JR		New Mexico	9:27.25	1/28
6	Sarah WALDRON	JR		New Mexico	9:40.02	1/28
7	Shalaya KIPP	SO		Colorado	9:44.42	1/28
8	Bradi HUTCHINGSON	JR		Idaho State	9:44.96	1/14

Northeast

1	Annie KEOWN	FR		Stony Brook	9:15.86	1/29
2	Lauren PENNEY	SO		Syracuse	9:16.01	1/28
3	Hannah DAVIDSON	SO		Providence	9:21.93	1/28
4	Heather STEPHENS	JR		Syracuse	9:29.61	1/28
5	Shelby GREANY	SO		Providence	9:33.74	1/22
6	Katie MATTHEWS	JR		Boston University	9:34.95	1/20
7	Catherine DESARLE	SR		Syracuse	9:36.50	1/28
8	Charlotte FFRENCHO'CARROLL	SO		Providence	9:41.11	1/28

South

1	Jackie ARESON	SR		Tennessee	9:01.91	1/28
2	Pasca CHERUIYOT	SR		Florida State	9:13.51	1/28
3	Liz COSTELLO	SR		Tennessee	9:15.39	1/28
4	Astrid LEUTERT	JR		Florida State	9:29.88	1/28
5	Genevieve LACAIZE	JR		Florida	9:34.42	1/15
6	Rhiannon JOHNS	JR		UAB	9:38.43	1/21
7	Logan WAITES	JR		Mississippi	9:41.22	1/28
8	Callie COOPER	SO		Florida	9:43.42	1/28

South Central

1	Mia BEHM	JR		Texas	9:23.19	1/28
2	Betzy JIMENEZ	SR		Texas	9:29.08	1/28
3	Miranda WALKER	SR		Arkansas	9:30.08	1/28
4	Sara SUTHERLAND	FR		Texas	9:42.27	1/28
5	Klara BODINSON	SO		SMU	9:43.56	1/28
6	Cali GEORGE	JR		Arkansas	9:47.29	1/28
7	Robyn BENNETT	FR		Baylor	9:47.33	1/15
8	Kristina AUBERT	FR		Arkansas State	9:48.56	1/28

Southeast

1	Beatrice BIWOTT	JR		South Carolina	9:39.97	1/28
2	Marion KANDIE	SR		Western Kentucky	9:42.30	1/28
3	Laura PAULSEN	SR		Duke	9:45.31	1/21
4	Ariel KARABINUS	FR		Virginia	9:49.95	1/21
5	Katherine PAGANO	SR		Eastern Kentucky	9:51.12	1/14
6	Kim GRIESHABER	SR		Louisville	9:52.33	1/21
7	Jennifer KLUGH	JR		Liberty	9:53.24	1/21
8	Betsy GRANEY	SR		William and Mary	9:54.27	1/14

West

1	Jordan HASAY	SO		Oregon	9:05.42	1/28
2	Alex KOSINSKI	JR		Oregon	9:08.60	1/28
3	Alison GREGGOR	SR		California	9:26.58	1/28
4	Jessica TONN	FR		Stanford	9:27.24	1/28
5	Melanie THOMPSON	FR		Oregon	9:32.19	1/28
6	Justine JOHNSON	SO		Washington	9:32.61	1/28
7	Stephanie MARCY	SR		Stanford	9:33.45	1/28
8	Melissa SKIBA	FR		UCLA	9:38.36	1/28

USTFCCCA Non-Member

Will NOT be ranked, beginning Week 2



2011 Indoor, Week #2

Women's 5000m Run

Great Lakes

1	Sarah PEASE	SR	Indiana	16:38.10	1/28
2	Erica RIDDERMAN	SO	Indiana	16:40.84	1/28
3	Caitlin ENGEL	SO	Indiana	17:03.36	1/28
4	Maureen BULGRIN	SR	Dayton	17:09.74	1/21
5	Rachel PATTERSON	JR	Miami (Ohio)	17:10.90	1/21
6	Samantha HAMILTON	SO	Youngstown State	17:25.44	1/28
7	Michele MCKENNEY	SR	Cincinnati	17:30.82	1/21
8	Alison ZUKOWSKI	JR	Cincinnati	17:31.42	1/21

Mid-Atlantic

1	Meghan LUTZ	SO	La Salle	16:55.52	1/28
2	Leslie KOVACH	SO	Penn	16:55.94	1/28
3	Meghan MCGLINCHEY	SO	La Salle	17:10.38	1/28
4	Sarah-Anne BRAULT	JR	West Virginia	17:19.34	1/22
5	Jessica O'CONNELL	JR	West Virginia	17:19.35	1/22
5	Kate HARRISON	JR	West Virginia	17:19.35	1/22
7	Katie GILLESPIE	FR	West Virginia	17:19.37	1/22
8	Christine COHICK	FR	Penn	17:42.24	1/21

Midwest

1	Lara CROFFORD	JR	Nebraska	16:36.95	1/28
2	Martina BARINOVA	FR	Nebraska	16:45.50	1/28
3	Leah THOMPSON	SR	Wichita State	17:22.76	1/22
4	Sydney MESSICK	SR	Kansas State	17:22.78	1/28
5	Hilary ORF	JR	Saint Louis	17:25.04	1/21
6	Laura DOCHERTY	FR	Minnesota	17:31.16	1/21
7	Rachel YORK	SR	Wichita State	17:37.65	1/22
8	Katie WHITE	SO	Nebraska	17:39.63	1/28

Mountain

1	Bradi HUTCHINGSON	JR	Idaho State	17:13.38	1/28
2	Taylor THORNLEY	SO	Weber State	17:24.64	1/28
3	Stephanie JENSEN	SO	BYU	17:29.23	1/28
4	Kendra CHRISTENSEN	SO	BYU	17:40.55	1/28
5	Audrey URLACHER	FR	Idaho State	17:41.12	1/28
6	Stephanie CHRISTENSEN	SO	Utah Valley	17:47.89	1/28
7	Brooke HODSON	SO	Utah Valley	17:59.73	1/28
8	Kerynn DAVIS	SR	Idaho State	18:02.37	1/28

Northeast

1	Corey CONNER	JR	Maine	16:06.18	1/28
2	Shelby GREANY	SO	Providence	16:10.86	1/28
3	Katie MATTHEWS	JR	Boston University	16:13.62	1/28
4	Natalie BUSBY	JR	Syracuse	16:44.67	1/28
5	Kelsey KARYS	SO	Cornell	16:45.44	1/28
6	Lauren SARA	FR	Connecticut	16:50.81	1/28
7	Katie KELLNER	SO	Cornell	16:50.92	1/28
8	Amy SCHUMAN	JR	Dartmouth	16:52.49	1/28

South

1	Mackenzie HOWE	SR	Kennesaw State	17:10.82	1/28
2	Logan WAITES	JR	Mississippi	17:40.52	1/22
3	Anna SINCLAIR	FR	Georgia State	17:46.39	1/7
4	Jillian KLASSEN	SR	Samford	17:48.63	1/28
5	Sydney MARSHALL	FR	Georgia	18:08.68	1/28
6	Caitlyn EPPS	JR	East Tennessee State	18:20.71	1/14
7	Sara CURRY	SO	Georgia Southern	18:39.62	1/28
8	Jennifer RUBEL	FR	Georgia State	18:39.70	1/7

South Central

1	Katherine DEVLIN	SO	Texas A&M	16:50.37	1/22
2	Natosha ROGERS	SO	Texas A&M	17:00.18	1/22
3	Laleh MOJTABAEZAMANI	JR	Texas	17:10.57	1/28
4	Patricia TERRY	SO	TCU	17:13.00	12/11
5	LAUREN JONES	SR	Nicholls State	17:52.10	1/14
6	Dakota GOODMAN	SO	LSU	17:52.47	1/22
7	Jennifer SWAN	SO	Texas	17:52.98	1/28
8	Johanna OHM	SO	Rice	18:04.72	1/28

Southeast

1	Jennifer KLUGH	JR	Liberty	17:05.91	12/3
2	Laura MCCARY	JR	Charlotte	17:26.47	1/28
3	Heather CONARROE	SR	Davidson	17:44.46	1/28
4	Tammy CHEUNG	FR	VMI	18:00.83	12/4
5	Kaylyn PECK	SO	High Point	18:03.51	1/14
6	Aurora TRUJILLO	JR	Charlotte	18:07.92	1/28
7	Hana SUTCHAR	SO	Charlotte	18:08.60	1/28
8	Nicole RHEINLANDER	JR	South Carolina	18:12.12	1/14

West

1	Hannah MOEN	JR	Arizona	16:14.90	1/28
2	Bronwyn CROSSMAN	SO	Oregon	16:20.83	1/28
3	Jennifer BERGMAN	SO	Arizona	16:43.86	1/28
4	Lilyanna MOREJON	JR	Cal State Northridge	16:55.44	1/28
5	Jessica FORRESTER	SR	Hawai'i	18:18.93	1/28
6	Katie BLUE	JR	Portland State	18:54.90	1/28

USTFCCCA Non-Member

Will NOT be ranked, beginning Week 2

**2011 Indoor, Week #2****Women's 60m Hurdles****Great Lakes**

1	Christina MANNING	JR	Ohio State	8.13	1/15
2	Lecia WRIGHT	SR	Ohio State	8.19	1/28
3	Julian PURVIS	JR	Michigan	8.33	1/15
4	Cassandra LLOYD	JR	Wright State	8.39	1/7
5	Leslie ARIRIGUZO	JR	Michigan State	8.56	1/14
5	Christienne LINTON	SO	Ohio State	8.56	1/28
7	Egle STAIUNAITE	SR	Wisconsin	8.62	1/28
8	Nevada SORENSON	SO	Notre Dame	8.63	12/3

Mid-Atlantic

1	Evonne BRITTON	SO	Penn State	8.22	1/28
2	Chelsea CARRIER	SR	West Virginia	8.27	1/28
2	Shericka WARD	JR	Villanova	8.27	1/28
4	Kiani PROFIT	SR	Maryland	8.41	1/22
5	Brianna BROYLES	SR	Pittsburgh	8.50	12/10
5	Ashley ADAMS	SR	Towson	8.50	12/11
7	Chene TOWNSEND	SO	West Virginia	8.68	1/28
8	London FINLEY	JR	Georgetown	8.72	12/4

Midwest

1	Tamika ROBINSON	SR	Illinois	8.17	1/21
2	Latoya GREAVES	SR	Oklahoma	8.40	1/22
3	Karyn LACOUR	SR	Nebraska	8.48	1/22
4	Denise BAKER	SR	Kansas State	8.49	1/28
4	Arna EREGA	JR	Nebraska	8.49	1/22
6	Meredith HAYES	SR	Southern Illinois	8.53	1/28
7	Whitney CARLSON	SR	North Dakota State	8.58	1/21
8	Ryann KRAIS	JR	Kansas State	8.66	12/11

Mountain

1	Kelsey LLOYD	SR	Texas Tech	8.38	1/21
2	Katie GRIMES	SO	Texas Tech	8.52	1/14
3	Mindy ROBINS	SR	BYU	8.55	1/14
4	Fatima MAKAKALA	JR	BYU	8.63	1/21
5	Gina DECKARD	SR	Nevada	8.65	1/28
6	Jndia CLEVELAND	JR	New Mexico State	8.66	1/28
6	Angela KAPLAR	SO	Utah	8.66	1/6
8	Lindsey HALL	SO	Montana	8.68	1/21

Northeast

1	Jesse LABRECK	JR	Maine	8.53	1/15
2	Jessie GAINES	JR	Long Island	8.54	1/21
3	Vanessa THOMPSON	SR	St. John's (N.Y.)	8.55	12/8
4	Kyra CALDWELL	JR	Columbia	8.64	1/15
5	Saleena ABDUR-RASHED	JR	Northeastern	8.65	1/28
6	Christen GRIFFIN	SR	Albany	8.68	1/21
6	Jazmin WALLER	JR	Long Island	8.68	1/21
8	Nikko BRADY	SO	Boston University	8.70	1/28

South

1	Jackie COWARD	JR	UCF	8.16	1/21
2	Melanie AKWULE	JR	Georgia Tech	8.34	1/28
3	Karessa FARLEY	SR	UCF	8.37	1/28
4	Mica WIMBERLY	SR	UCF	8.39	1/28
5	Kaylon EPPINGER	JR	Alabama	8.40	1/22
6	Takecia JAMESON	JR	Miami (Fla.)	8.44	1/28
7	Rosina AMENEDEDE	JR	Middle Tennessee	8.48	1/14
8	Cherice ROBERTSON	SR	Middle Tennessee	8.52	1/22

South Central

1	Tenaya JONES	SR	LSU	8.24	1/28
2	Tiffani MCREYNOLDS	FR	Baylor	8.26	1/28
3	Gabby MAYO	SR	Texas A&M	8.27	1/15
4	Jasmin STOWERS	FR	LSU	8.28	1/28
5	Natasha RUDDOCK	SR	Texas A&M	8.29	1/22
6	Alysha ADAMS	SR	North Texas	8.34	1/15
7	Jasmine ANDERSON	SR	Louisiana	8.38	1/28
8	Brittany HYTER	JR	Arkansas	8.41	1/28

Southeast

1	Brianna ROLLINS	SO	Clemson	8.15	1/21
2	Racquel VASELL	SR	Hampton	8.16	1/28
3	LaToya JAMES	SR	North Carolina	8.24	1/29
4	Jasmine EDGERSON	SO	Clemson	8.29	1/28
5	Bridgette OWENS	FR	Clemson	8.37	1/28
6	Kierre BECKLES	SO	South Carolina	8.41	1/28
7	Janice JACKSON	FR	Clemson	8.42	1/28
8	Briana JOHNSON	SR	Clemson	8.44	1/15

West

1	Lindsay ROWE	SR	UCLA	8.26	1/28
2	LaTisha HOLDEN	SR	Arizona	8.35	1/28
3	Brianne THEISEN	JR	Oregon	8.42	1/15
4	Katie NELMS	FR	Stanford	8.44	1/28
5	Kori CARTER	FR	Stanford	8.46	1/28
6	Dahlys MARSHALL	JR	Arizona	8.49	1/28
7	Shaquana LOGAN	SO	Washington State	8.54	1/28
8	Emani TRULUCK	JR	California	8.58	1/21

USTFCCA Non-Member

Will NOT be ranked, beginning Week 2



USTFCCCA NCAA Division I Regional Index

2011 Indoor, Week #2

as of 2/1/2011 9:28:45 AM

Women's 4x400m Relay

Great Lakes

1	Sanderson, Dim, Cousar, McGinnis	Ohio State	3:40.33	1/28
2	DeCoster, Harper, Vazquez, Staisiunaite	Wisconsin	3:43.38	1/28
3	Rawls, Elcock, Williams	Eastern Michigan	3:43.76	1/22
4	Cole, Neville, Williams, Williams	Michigan	3:43.89	1/22
5	Christopher, Gray, Bailey, Clarke	Indiana	3:43.94	1/28
6	Hardin, Klump, Portis, Rhodes	Cincinnati	3:44.30	1/28
7	Arnold, Hunault, Munwam, Campbell	Western Michigan	3:44.52	1/28
8	Blair, Graham, Tabb, Woodard	Purdue	3:45.91	1/22

Mid-Atlantic

1	Anyanwu, Duncan, Greaves, Iheoma	Penn State	3:37.25	1/28
2	Finley, Kimbers, Cox, Sanders	Georgetown	3:42.09	1/28
3	Broyles, Brown, Mills, Lawrence	Pittsburgh	3:44.09	1/28
4	Abrams, Wade, Ducados, Anais	UMES	3:47.06	1/28
5	Madison, McDougall, Strickland, Okoukoni	Penn	3:47.28	1/28
6	Bohi, Dunbar, Lumax, Mahon	Villanova	3:47.33	1/29
7	Sogbesan, Sloan, Smalls, Kendrick	Morgan State	3:47.72	12/10
8	Iwugo, Williams, Wilson, West	Temple	3:47.74	1/28

Midwest

1	Hendricks, Praska, Erickson, Liverpool	Iowa	3:39.15	1/28
2		Minnesota	3:42.78	1/21
3	Bradley, Washington, Morris, Dixon	Kansas	3:43.61	1/28
4	Cole, McGrone, Rolle, Ejesieme	Oklahoma	3:44.29	1/15
5	Kelly, Griffith, Boyd, Bates	Illinois	3:44.39	1/15
6	Hallman, Moore, Moore, Taylor	Wichita State	3:44.52	1/22
7		Northern Iowa	3:44.93	1/21
8	Butler, Grooters, Dougherty, Weekes	Nebraska	3:46.79	1/28

Mountain

1	Alexander, Graham, Jackson, Evans	Texas Tech	3:37.65	1/21
2	Giddings, Cramer, Palmer, Clark	BYU	3:50.88	1/14
3	Nielson, Haymore, Hirschi, Jensen	Utah State	3:51.03	1/21
4	Sigloh, Vivic, Worthington, Gleason	Idaho State	3:51.15	1/22
5	Benton, Aldredge, Clay, Meade	New Mexico State	3:51.65	1/28
6	Windham, Dreher, Hubbard, Regan	Colorado	3:53.58	1/29
7	Flanagan, Fuchs, Niemeir, Rider	Montana State	3:54.05	1/21
8	Maurer, Coates, Frandsen, Day	Southern Utah	3:54.15	1/28

Northeast

1	Caldwell, Morlu, Ofoche, Hale	Columbia	3:45.02	1/15
2	Hepburn, Emerson, Daley, Groff	Connecticut	3:46.41	1/28
3	McClary, Holmes, Henry, Jeanty	Buffalo	3:48.10	1/28
4	Airewele, Glantz, Reimnitz, Standridge	Cornell	3:48.34	1/29
4	Twicken, Brooks, Conway, Robak	Harvard	3:48.34	1/22
6	Hunter, Rogers, Mohamed, Chavis	Albany	3:50.11	1/21
7	Palacios, Bowman, Hargrove, Rostant	Manhattan	3:50.41	12/4
8	Waller, Jones, Saunders, Wickham	Long Island	3:50.49	1/21

South

1	Eutsey, Whittaker, Williams, Ndu	Florida	3:36.45	1/28
2	Hollingsworth, Hellberg-Jensen, Robinson, Persson	Mississippi	3:39.88	1/28
3	Brown, Scott, Coward, Charles	UCF	3:40.15	1/14
4	Stewart, Jameson, Estime, Jameson	Miami (Fla.)	3:40.21	1/15
5	Wortham, Snapp, Price, Octave	Tennessee	3:40.81	1/28
6	Baker, Covington, Wallace, Muir	Mississippi State	3:44.71	1/28
7	Davis, St. Louis, Rodgers, Simpson	Florida State	3:46.18	1/28
8	Bond, Oliver, Sturkie, Barrett	Jacksonville State	3:47.70	1/21








USTFCCCA NCAA Division I Regional Index

2011 Indoor, Week #2



as of 2/1/2011 9:28:46 AM

Women's 4x400m Relay

South Central

1	Flowers, Williams, George, Jones	 Arkansas	3:32.48	1/28
2	Mayungbe, Sutherland, Mayo, Beard	 Texas A&M	3:34.05	1/28
3	Smith, Dowie, Nelson, Cooper	 Texas	3:34.12	1/28
4	Charles, Juarez, Peart, Young	 TCU	3:35.28	1/28
5	McDermott, Tate, Herbert, Day	 LSU	3:35.58	1/28
6	Townsend, Bruce, Ogunmokun, Richardson	 Baylor	3:39.39	1/28
7	Harris, Wallace, Jones, Floyd	 Houston	3:41.96	1/14
8	Wright, Henderson, Hanneman, Bailey	 Louisiana Tech	3:45.52	1/22

Southeast

1	Fountain, Kendrick, Rollins, Wesh	 Clemson	3:38.51	1/15
2	Martin, Nunn, Cabbler, Shorter	 Kentucky	3:40.11	1/14
3	Johnson, James, Mott, Jackson	 North Carolina	3:40.41	1/14
4	Bandy, Rodriques, Austin, EleyO'Reilly	 South Carolina	3:41.66	1/21
5	Washington, Amegashie, Woodford, Boone	 Virginia Tech	3:42.04	1/21
6	Robinson, Vassell, Taylor, Calder	 Hampton	3:43.33	1/28
7	Lockhart, Spencer, Brown, Harris	 Louisville	3:44.98	1/28
8	Garren, Carothers, Paulding, McMichael	 Western Carolina	3:45.53	1/28

West

1	Rodgers, Blevins, Sullivan, Moline	 Arizona	3:37.08	1/28
2	Farley, Levingston, Dixon- Smith, Schueler	 Stanford	3:38.22	1/28
3	Skofstad, White, Pearson, Kesselring	 Oregon	3:38.68	1/28
4	Rowe, LaMar, Pettway, Woodruff	 UCLA	3:39.37	1/28
5	Chaney, Sanchez, Maloy, Pinnick	 Arizona State	3:41.21	1/28
6	Blok, Roach, Lowe, Williamson	 UNLV	3:49.64	1/28
7	Harrison, Watkins, Lofton, Gonder	 Cal State Northridge	3:50.74	1/28
8	Wallace, Nelson, Humphrey, Robinson	 Sacramento State	3:50.93	1/22

USTFCCCA Non-Member

Will NOT be ranked, beginning Week 2

**2011 Indoor, Week #2****Women's Distance Medley Relay****Great Lakes**

1	Elcock, Andre, Quaintance, Calka	Eastern Michigan	11:33.26	1/28
2	Kertesz, Woodrum, Wright, Fisher	Toledo	11:44.43	1/21
3	Coorey, Weber, Gleason, Bulgrin	Dayton	11:47.47	1/21
4	Klump, Rhodes, Heaton, McKenney	Cincinnati	11:49.12	1/21
5	Dickman, Lenahan, Rasch, Miller	Miami (Ohio)	11:51.78	1/21
6	Higgins, Winkel, Ryck, Schulz	Notre Dame	11:51.95	1/28
7	Thompson, Jackson, Weiss, Beecham	Ohio	11:53.01	1/21
8	Dettmann, McNeal, Conger, Farr	Bowling Green	11:58.05	1/21

Mid-Atlantic

1	Bower, Simko, Ryan, Ridder	Penn State	11:42.36	1/15
2	Bland, Mitchell, Martinelli, Portner	West Virginia	11:53.14	1/28
3	Eller, Rutecki, MacEwen, Nelson	Monmouth	11:53.77	1/28
4	Pisarcik, Cherok, Farris, Valimont	Duquesne	11:54.61	1/28
5	Fulmer, Zymet, Casalnova, Hooper	Bucknell	11:56.72	1/28
6	Callan, Hunter, Perrine, Giovagnoli	Rider	12:04.23	1/28
7	Anais, Abrams, Ducados, Jones	UMES	12:05.82	1/28
8	Milewski, Carson, Hall, Palacio	Navy	12:09.53	1/15

Midwest

1	Melander, Hendricks, Praska, Flood	Iowa	11:24.47	1/28
2	Miller, Grooters, Dinsdale, Furlan	Nebraska	11:29.94	1/28
3	Brown, Rolle, Crain, Ferguson	Oklahoma	11:34.51	1/28
4	Stack, Elahi, Fischer, Saina	Iowa State	11:39.74	1/21
5	Bozzay, Perry, Heuer, Tresch	Kansas State	11:41.88	1/28
6	Kilwein, Wilson, Thompson, Stowe	Kansas	12:03.73	1/28
7	Klaus, Foltys, Gingerich, Ramos	Eastern Illinois	12:34.36	12/10
8	Millhorn, Knapczyk, Johnson, Gillam	Illinois Chicago	13:02.42	1/21

Mountain

1	Clark, Stewart, Bleazard, Palmer	BYU	11:15.24	1/28
2	Biwott, Jackson, Jepleting, Karunde	Texas Tech	11:22.65	1/21
3	Payne, Drennen, Moore, Eickholt	Montana	11:46.55	1/28
4	Jacobsen, Kettner, Palakovich, Richardson	Idaho State	11:55.24	1/28
5	Haug, Flanagan, Fuchs, Demorest	Montana State	12:06.82	1/28

Northeast

1	King, Missert, Wallace, King	Boston College	11:28.27	1/28
2	Standridge, Bonavita, Parker, Brown	Cornell	11:45.48	1/22
3	Grace, Hessert, Kayali, Marvin	Yale	11:50.04	1/15
4	Dunn, McGilpin, Guerette, Weberg	Vermont	12:02.34	1/28
5	Lee, Bellin, Paine, May	Harvard	12:03.44	1/22
6	Perno, Unger, Pettit, Baldwin	UMass	12:04.70	1/28
7	Mortimer, Gallagher, Moburg, Barton	Northeastern	12:06.33	1/28
8	FfrenchO'Carrol, Perron, Wolf, Davidson	Providence	12:08.68	1/22

South

1	Christoforou, Malasarte, Kirk, Shiver	Georgia	11:35.38	1/28
2	Parry, Brooks, Lagat, Winslow	Florida State	11:43.58	1/28
3	Altizer, Snapp, Fondren	Tennessee	11:48.25	1/28
4	Knight, Selvon, Smith, Barnes	Auburn	12:00.60	1/28
5	Johnston, James, Chambers, Smith	USF	12:13.40	1/28
6	Twigg, Miller, Bunker, Walker	Lipscomb	12:17.47	1/8
7	Nixon, Collins, Baumann, Conrad	North Florida	12:20.14	1/29
8	Hedstrom, Young, Keel, Klungtveit	Jacksonville	12:36.54	1/29










2011 Indoor, Week #2

Women's Distance Medley Relay

South Central

1	Hyde, Sutherland, Hagan, Parsons	 Texas A&M	11:38.78	1/28
2	Sutherland, Hall, Amthor, Behm	 Texas	11:45.64	1/14
3	Carleton, Hall, Lipsey, Goodman	 LSU	12:03.20	1/28
4	Ducommun, Sellers, Johnson, Hannemann	 Houston	12:03.83	1/28
5	Carey, Abuto, Putman, McMahan	 UT Arlington	12:04.68	1/28
6	McLeod, Kosgei, White, Whisnant	 Nicholls State	12:08.54	1/28
7	Ganzar, Nwachukwu, Kelly, Shaw	 Baylor	12:12.18	1/15
8	Gamble, Kirk, Cullinan, Pastor	 Rice	12:14.44	1/28

Southeast

1		 Virginia	11:21.19	1/21
2	Levac, Treakle, Krasich, Bottorff	 Duke	11:39.69	1/21
3	Tate, Taylor, Robinson, Thompson	 Hampton	11:51.71	1/28
4	Lapp, Kott, Kott, Copeland	 East Carolina	11:59.06	1/14
5	Henshaw, DeLong, Kulik, Ruck	 Clemson	12:00.86	1/7
6	Balouris, Graney, Mattingly, Hardcastle	 William and Mary	12:02.30	1/29
7	Samyn, Miles, Fickel, Sceats	 George Mason	12:03.41	1/21
8	McCary, Ross, Thomas, Goetschius	 Charlotte	12:04.15	1/21

West

1	Hasay, Okodogbe, Roesler, Kosinski	 Oregon	11:02.15	1/28
2	Duhon, Schueler, Fedronic, Tonn	 Stanford	11:21.93	1/28
3	Robinson, Humphrey, Marchini, Wallace	 Sacramento State	11:31.67	1/28
4	Johnson, Fero, Carter, Flood	 Washington	11:34.20	1/28
5	Callahan, McGrath, Apgar, Kibet	 Arizona	11:53.23	1/28
6	Gilmore, Sailinuu, Newton-Neal, Fata	 UC Irvine	12:24.37	1/28
7	Moore, Williams, Foster, Hailey	 Portland	12:33.33	1/15

USTFCCA Non-Member

Will NOT be ranked, beginning Week 2



USTFCCA NCAA Division I Regional Index

2011 Indoor, Week #2

as of 2/1/2011 9:28:47 AM

Women's High Jump

Great Lakes

1	Ashley GALBRAITH	JR		Ohio State	1.79m	5-10½	1/28
1	Emily BRESLIN	SR		Purdue	1.79m	5-10½	1/28
3	Rebecca LOMAX	FR		Ball State	1.75m	5-8¾	1/29
4	Monika JAKUTYTE	JR		Wisconsin	1.74m	5-8½	1/28
5	Katrina RETTTBURG	FR		Youngstown State	1.73m	5-8	1/28
5	Emma KIMOTO	SO		Indiana	1.73m	5-8	1/28
5	Brianna JENKINS	SO		Michigan	1.73m	5-8	1/28
8	Erica MUDD	FR		Miami (Ohio)	1.72m	5-7¾	1/21
8	Diana DUMITRESCU	JR		Kent State	1.72m	5-7¾	1/21

Mid-Atlantic

1	Amina SMITH	FR		Maryland	1.78m	5-10	1/22
2	Vanessa JULES	SO		Marshall	1.76m	5-9¾	12/3
3	Samantha YEATS	FR		Villanova	1.75m	5-8¾	1/21
4	Chelsea CARRIER	SR		West Virginia	1.71m	5-7¾	12/4
5	Kelsey COUTS	SO		Penn State	1.70m	5-7	1/28
5	Kristin SMITH	SO		Navy	1.70m	5-7	1/29
5	Alison DAY	SO		Monmouth	1.70m	5-7	1/21
5	Audrey GARIEPY-BOGUI	SR		Villanova	1.70m	5-7	1/21
5	Sydney CUMMINGS	SO		West Virginia	1.70m	5-7	1/28
5	Rachel WATKINS	SO		Monmouth	1.70m	5-7	1/13
5	Lindsey WALSH	JR		Monmouth	1.70m	5-7	1/21
5	Erika MORGAN	SO		Penn State	1.70m	5-7	1/28
5	Kiani PROFIT	SR		Maryland	1.70m	5-7	1/28

Midwest

1	Amanda ALBRECHT	SR		Illinois State	1.79m	5-10½	1/29
2	Kendall MCCAUGHERTY	JR		Illinois	1.76m	5-9¾	1/29
3	Chenale SMITH	SO		Oklahoma	1.75m	5-8¾	1/22
3	Hannah WILLMS	FR		Iowa State	1.75m	5-8¾	1/21
3	Stacy SWINEBURG	JR		Missouri	1.75m	5-8¾	1/7
6	Toni TOLLEFSON	SO		North Dakota State	1.73m	5-8	1/21
6	Ryann KRAIS	JR		Kansas State	1.73m	5-8	1/22
8	Tyse SAMANI	SR		Drake	1.72m	5-7¾	1/28

Mountain

1	Langley IVERSON	JR		Utah	1.85m	6-¾	1/21
2	Diana BLAUER	JR		BYU	1.82m	5-11½	1/21
3	Lindsey HALL	SO		Montana	1.75m	5-8¾	1/10
3	Ada ROBINSON	JR		BYU	1.75m	5-8¾	1/28
5	Brianna LEROY	JR		Utah	1.73m	5-8	1/21
6	Regan ROGERS	FR		Air Force	1.70m	5-7	1/22
6	Cate BRUS	SO		Colorado State	1.70m	5-7	1/21
6	La Tijera AVERY	JR		Nevada	1.70m	5-7	1/22
6	Zoe MEADE	FR		New Mexico State	1.70m	5-7	1/15

Northeast

1	Priscilla FREDERICK	SR		St. John's (N.Y.)	1.82m	5-11½	1/15
2	Natasha MCLAREN	FR		Connecticut	1.80m	5-10¾	1/22
3	Tara RICHMOND	FR		Columbia	1.79m	5-10½	1/28
4	Monique ROBERTS	JR		Columbia	1.75m	5-8¾	1/28
4	Ilva BIKANOVA	FR		Connecticut	1.75m	5-8¾	1/28
6	Allison BARWISE	SO		Boston University	1.73m	5-8	1/28
7	Taylor AIZENSTADT	SO		Boston College	1.70m	5-7	1/28
7	Janae DUNCHACK	FR		Dartmouth	1.70m	5-7	1/28
7	Jesse LABRECK	JR		Maine	1.70m	5-7	12/10
7	Mary HIRST	SO		Harvard	1.70m	5-7	1/28
7	Kim LIENHOOP	SR		Cornell	1.70m	5-7	1/22
7	Jasmine CRIBB	SO		Connecticut	1.70m	5-7	1/15
7	Olga PONOMARENKO	JR		Connecticut	1.70m	5-7	1/28

South

1	Ann DUDLEY	SO		Middle Tennessee	1.81m	5-11¼	1/8
1	Ke'Airra JONES	JR		Southern Miss	1.81m	5-11¼	1/15
1	Maya PRESSLEY	SO		Auburn	1.81m	5-11¼	1/28
4	Megan NOVINGER	SR		Miami (Fla.)	1.76m	5-9¾	1/28
5	Carin WALKER	JR		Georgia	1.75m	5-8¾	1/15
6	Cherice ROBERTSON	SR		Middle Tennessee	1.73m	5-8	1/8
7	Ellie TIDMAN	FR		Vanderbilt	1.71m	5-7¾	1/14
7	Kirsten BERDING	SO		Memphis	1.71m	5-7¾	1/28
7	Brionne WILLIAMS	FR		Vanderbilt	1.71m	5-7¾	1/28
7	Bianca STEWART	JR		Georgia Tech	1.71m	5-7¾	1/28

South Central

1	Brittani CARTER	SR		LSU	1.84m	6-½	1/15
2	Shanay BRISCOE	FR		Texas	1.80m	5-10¾	1/28
3	Victoria LUCAS	JR		Texas	1.76m	5-9¾	1/14
4	Beverly OWOYELE	JR		Texas	1.75m	5-8¾	1/28
4	Megan FRAUSTO	SO		Houston	1.75m	5-8¾	1/28
6	Makeba ALCIDE	SO		Arkansas	1.74m	5-8¾	1/28
6	Viktoria LEKS	JR		SMU	1.74m	5-8¾	1/14
8	Dess MEEK	SR		Baylor	1.70m	5-7	1/28
8	Lisa EGARTER	SO		SMU	1.70m	5-7	1/28
8	Daphne FITZPATRICK	SR		Texas A&M	1.70m	5-7	1/28
8	Alicia PETERSON	SO		Texas	1.70m	5-7	1/28
8	Kirsten HESSELTINE	FR		Arkansas	1.70m	5-7	1/28
8	Lynnika PITTS	FR		LSU	1.70m	5-7	1/22

Southeast

1	Tynita BUTTS	SO		East Carolina	1.87m	6-1½	12/5
2	Patience COLEMAN	SR		North Carolina	1.80m	5-10¾	1/29
3	April SINKLER	SR		Clemson	1.79m	5-10¾	1/7
4	Megan SCHUBERT	JR		Louisville	1.76m	5-9¾	1/21
5	Claudia CALDER	JR		Hampton	1.73m	5-8	1/22
6	Rebecca HAZELTINE	SR		Appalachian State	1.72m	5-7¾	12/3
7	Shaquiela ROBINSON	FR		Appalachian State	1.71m	5-7¾	1/28
7	Michelle THEOPHILLE	SO		Louisville	1.71m	5-7¾	1/14
7	Terri-Ann GRANT	JR		Kentucky	1.71m	5-7¾	1/14



2011 Indoor, Week #2

Women's High Jump

West

1	Brigetta BARRETT	SO		Arizona	1.91m	6-3¼	1/28
2	Brianne THEISEN	JR		Oregon	1.83m	6-0	1/28
2	Holly PARENT	SO		Washington State	1.83m	6-0	1/14
4	Ashley HENRY	FR		UNLV	1.78m	5-10	1/21
4	Kelly MCNAMEE	JR		Washington	1.78m	5-10	1/28
6	Barbara NWABA	JR		UC Santa Barbara	1.77m	5-9¾	1/28
7	Kristen MEISTER	SR		California	1.73m	5-8	1/21
7	Sarah SADDLETON	JR		Hawai'i	1.73m	5-8	1/15
7	Courtney HAYES	JR		Arizona	1.73m	5-8	1/21
7	Whitney SISLER	JR		Cal Poly	1.73m	5-8	1/28
7	Christine RICE	SO		Washington State	1.73m	5-8	1/14

USTFCCCA Non-Member

Will NOT be ranked, beginning Week 2



2011 Indoor, Week #2

Women's Pole Vault

Great Lakes

1	Vera NEUENSWANDER	SR		Indiana	4.10m	13-5½	1/15
2	Jessica HEMINGWAY	SR		Eastern Michigan	4.05m	13-3½	1/28
3	Ariane BEAUMONT-COURTEAU	FR		Akron	4.01m	13-1¾	1/21
3	MacKenzie FIELDS	JR		Cincinnati	4.01m	13-1¾	1/21
5	Kelsie AHBE	SO		Indiana	4.00m	13-1½	1/15
5	Katie NAGEOTTE	SO		Dayton	4.00m	13-1½	1/28
7	Kim PRESTON	JR		Kent State	3.95m	12-11½	1/28
7	Michelle EBY	JR		Cincinnati	3.95m	12-11½	1/21
7	Katherine LEE	JR		Akron	3.95m	12-11½	1/21

Mid-Atlantic

1	Ashlyn LLERANDI	SR		Villanova	4.00m	13-1½	1/29
2	Tory WORTHEN	SO		Princeton	3.90m	12-9½	12/11
3	Allison VANEK	FR		Mount St. Mary's	3.75m	12-3¾	1/15
4	Samantha ANDERSON	FR		Princeton	3.70m	12-1½	1/29
5	Lauren TAUSCHER	SO		Princeton	3.60m	11-9¾	1/22
5	Amanda PALENCHAR	JR		Penn State	3.60m	11-9¾	1/28
5	Lindsay REGAN	SR		Penn State	3.60m	11-9¾	1/28
5	Victoria TOSO	SR		Pittsburgh	3.60m	11-9¾	1/28
5	Kimberly LOGOYDA	SO		Villanova	3.60m	11-9¾	1/15
5	Brooke HAMSCHER	FR		Penn	3.60m	11-9¾	1/21
5	Davielle BROWN	SO		Penn	3.60m	11-9¾	1/28
5	Katlyn SHELAR	FR		West Virginia	3.60m	11-9¾	1/28
5	Caitlin FAIRBAIRN	SR		Penn State	3.60m	11-9¾	1/28
5	Jocelyn WITMER	JR		Penn State	3.60m	11-9¾	1/8

Midwest

1	Natalie WILLER	SR		Nebraska	4.30m	14-1¾	1/28
2	Leslie BROST	JR		North Dakota State	4.15m	13-7¾	1/29
3	Samantha SONNENBERG	SR		Minnesota	4.10m	13-5¾	1/21
4	Cami JISKRA	JR		Nebraska	4.05m	13-3¾	1/14
5	Jaci PERRYMAN	SR		Kansas	3.95m	12-11½	1/8
6	Breanna BUSSEL	JR		Nebraska	3.90m	12-9¾	1/22
6	Sarah PAPPAS	SR		Oklahoma	3.90m	12-9¾	1/22
6	Demi PAYNE	FR		Kansas	3.90m	12-9¾	12/4

Mountain

1	Shade WEYGANDT	SO		Texas Tech	4.40m	14-5¾	1/21
2	Rachel Brooke FISHER	SO		BYU	4.15m	13-7¾	1/21
3	Sonia GRABOWSKA	JR		Utah State	4.06m	13-3¾	1/21
4	Christen BOTTERON	JR		BYU	4.00m	13-1½	1/21
4	Margo TUCKER	FR		New Mexico	4.00m	13-1½	1/21
4	Kelli EHARDT	JR		BYU	4.00m	13-1½	1/21
7	Kylee GLEASON	SR		Idaho State	3.95m	12-11½	1/28
8	Amber MENKE	JR		New Mexico	3.85m	12-7¾	1/21
8	Melissa BEERSE	SR		Air Force	3.85m	12-7¾	1/29

Northeast

1	Rita CIAMBRA	SR		New Hampshire	3.97m	13-¾	12/4
2	Jillena DECARTERET	SO		Northeastern	3.76m	12-4	1/28
3	Kasandra CLARK	SR		Army	3.70m	12-1½	1/29
3	Sarah ENGLE	JR		Columbia	3.70m	12-1½	1/15
5	Claire DISHONG	SO		Cornell	3.60m	11-9¾	1/7
5	Jenna MARRIONE	SO		Binghamton	3.60m	11-9¾	1/28
7	Sydney LEROY	SO		Harvard	3.55m	11-7¾	1/14
7	Adriann LACHANCE	FR		Harvard	3.55m	11-7¾	1/14

South

1	Joanna WRIGHT	SR		Georgia Tech	4.30m	14-1¾	1/28
2	Denise VONEYNATTEN	SR		USF	4.27m	14-0	1/28
3	Stephanie DUFFY	SR		USF	4.10m	13-5¾	1/21
4	Neal TISHER	SO		Mississippi	4.06m	13-3¾	1/22
5	Lauren GIFFIN	JR		Florida State	3.85m	12-7¾	1/28
6	Dana WEBB	SR		USF	3.80m	12-5¾	1/28
7	Callie GIFFIN	JR		Florida State	3.72m	12-2¾	1/21
8	Katherine HENDRICKS	SR		Vanderbilt	3.70m	12-1½	1/14
8	Erica PENK	SR		Georgia Tech	3.70m	12-1½	12/4

South Central

1	Tina SUTEJ	JR		Arkansas	4.42m	14-6	1/28
2	Tara DIEBOLD	JR		Arkansas	4.20m	13-9¾	1/7
3	Ari INCE	SR		Rice	4.00m	13-1½	1/28
3	Rachel LAURENT	JR		LSU	4.00m	13-1½	1/28
5	Aly DAILY	JR		Texas A&M	3.97m	13-¾	1/28
6	Stephanie FOREMAN	JR		Arkansas State	3.91m	12-10	1/22
7	Danielle NOWELL	FR		Arkansas	3.85m	12-7¾	1/28
7	Natasha MASTERSON	SO		Texas	3.85m	12-7¾	1/28
7	Jessica DOYLE	JR		Texas	3.85m	12-7¾	1/28
7	Karley KING	SO		Houston	3.85m	12-7¾	1/28

Southeast

1	Amy FRYT	SR		Duke	4.02m	13-2¾	1/21
2	Merritt VAN METER	FR		North Carolina	4.00m	13-1½	1/29
3	Kelly PHILLIPS	SR		Virginia Tech	3.90m	12-9¾	1/14
3	Petra OLSEN	FR		South Carolina	3.90m	12-9¾	1/14
3	Sandi MORRIS	FR		North Carolina	3.90m	12-9¾	1/29
3	Mandissa MARSHALL	SO		George Mason	3.90m	12-9¾	1/28
7	Cassandra CRAWFORD	FR		Appalachian State	3.83m	12-6¾	1/21
7	Angela RUMMANS	FR		South Carolina	3.83m	12-6¾	1/28

West

1	Katerina STEFANIDI	JR		Stanford	4.41m	14-5¾	1/15
2	Melissa GERGEL	SR		Oregon	4.36m	14-3¾	1/28
3	Shaylah SIMPSON	FR		Arizona State	4.20m	13-9¾	1/28
4	Allison STOKKE	SR		California	4.11m	13-5¾	1/28
5	Ellie MCCARDWELL	FR		Stanford	4.10m	13-5¾	1/28
6	Jordan ROSKELLEY	JR		Oregon	4.01m	13-1¾	1/15
7	Elizabeth NORVELL	SR		Sacramento State	3.95m	12-11½	1/28
8	Cara CARPENTER	JR		Arizona State	3.90m	12-9¾	1/28



2011 Indoor, Week #2

Women's Pole Vault

USTFCCCA Non-Member

Will NOT be ranked, beginning Week 2



USTFCCA NCAA Division I Regional Index

2011 Indoor, Week #2

as of 2/1/2011 9:28:48 AM

Women's Long Jump

Great Lakes

1	Leah EBER	JR		Purdue	6.07m	19-11	1/28
2	Shanaye CARR	SR		Central Michigan	6.02m	19-9	12/3
3	Erin BUSBEE	FR		Michigan	6.01m	19-8¾	1/15
4	Adenike PEDRO	FR		Ohio State	5.93m	19-5½	1/15
5	Ashley HUNAUULT	SR		Western Michigan	5.90m	19-4¾	1/28
6	Kelcey MCKINNEY	JR		Ohio State	5.87m	19-3¾	1/15
7	Diana DUMITRESCU	JR		Kent State	5.86m	19-2¾	1/28
8	Christienne LINTON	SO		Ohio State	5.85m	19-2½	1/7
8	Brittany CHEESE	SO		Akron	5.85m	19-2½	1/28

Mid-Atlantic

1	Chelsea CARRIER	SR		West Virginia	6.07m	19-11	1/22
2	Bianca FUNG	SR		Penn State	5.98m	19-7½	1/28
3	Meghan MOCK	JR		West Virginia	5.81m	19-¾	1/28
4	Kiani PROFIT	SR		Maryland	5.80m	19-½	1/22
5	Ashley HENDRIX	JR		Maryland	5.74m	18-10	1/15
5	Brittney HOWELL	FR		Penn State	5.74m	18-10	1/28
7	Asha RUTH	SO		Rutgers	5.69m	18-8	1/22
8	Ekene UGBOAJA	FR		Rutgers	5.68m	18-7¾	1/22

Midwest

1	Whitney CARLSON	SR		North Dakota State	6.21m	20-4¾	12/4
2	Mara GRIVA	FR		Nebraska	6.18m	20-3¾	1/14
3	Nina KOKOT	JR		Kansas State	6.15m	20-2¾	1/22
4	Ti'Anca MOCK	SR		Oklahoma	6.05m	19-10¾	1/15
5	Chantae MCMILLAN	SR		Nebraska	6.04m	19-9¾	1/14
5	Francine SIMPSON	SO		Kansas	6.04m	19-9¾	1/14
7	La'Taish BROWN	SR		Wichita State	6.03m	19-9¾	1/12
8	Jasmine SIMMONS	SR		Oklahoma	5.97m	19-7	1/22

Mountain

1	Deborah AMOAH	SO		Nevada	5.94m	19-6	1/28
2	Alesha WALKER	SR		New Mexico	5.90m	19-4¾	1/21
3	Amber ANDERSON	SR		Northern Arizona	5.81m	19-¾	1/28
4	Lindsey HALL	SO		Montana	5.76m	18-10¾	1/10
5	Kelsey LLOYD	SR		Texas Tech	5.75m	18-10½	1/14
6	Erin URBANOSKI	SO		Wyoming	5.71m	18-9	12/4
6	India CLEVELAND	JR		New Mexico State	5.71m	18-9	1/28
8	Bethany DELONG	FR		Colorado State	5.70m	18-8½	1/14

Northeast

1	Malin OLSSON	FR		Manhattan	6.06m	19-10¾	12/1
2	Whitney HOLDER	SO		Connecticut	5.98m	19-7¾	1/15
2	Jesse LABRECK	JR		Maine	5.98m	19-7¾	1/15
4	Melissa HEWITT	JR		Cornell	5.97m	19-7	1/7
5	Nia HOWARD	JR		Northeastern	5.94m	19-6	1/28
6	Kristen BROWN	SO		Connecticut	5.90m	19-4¾	1/15
7	Jessie GAINES	JR		Long Island	5.82m	19-1¾	1/7
8	Nikko BRADY	SO		Boston University	5.77m	18-11¾	1/28

South

1	Kimberly WILLIAMS	SR		Florida State	6.48m	21-3¾	1/28
2	Tori BOWIE	JR		Southern Miss	6.43m	21-1¾	1/15
3	Sonnisha WILLIAMS	SO		UCF	6.32m	20-9	1/21
4	Collin LOMAGISTRO	SR		Florida State	6.29m	20-7¾	1/28
5	Monique WILLIAMS	SO		USF	6.09m	19-11¾	12/3
6	Martinique GUICE	SR		Tennessee State	6.07m	19-11	1/29
7	Lorraine GRAHAM	FR		Florida	6.04m	19-9¾	1/28
8	Kortney THURMAN	SR		Middle Tennessee	6.03m	19-9¾	1/14

South Central

1	Chantel MALONE	SR		Texas	6.65m	21-10	1/28
2	Whitney GIPSON	JR		TCU	6.33m	20-9¾	1/28
3	Jennifer CLAYTON	FR		LSU	6.20m	20-4¾	1/15
4	Lisa STEINKAMP	FR		Texas A&M	6.02m	19-9	1/28
5	Chelsea HAYES	SR		Louisiana Tech	6.01m	19-8¾	1/14
6	Tiana DAVIS	SR		Louisiana Tech	6.00m	19-8¾	1/14
7	Melissa OGBOURNE	SR		LSU	5.93m	19-5¾	1/22
7	Shantel THOMPSON	SR		Arkansas	5.93m	19-5¾	1/28

Southeast

1	Sharika SMITH	JR		Western Kentucky	6.27m	20-7	1/28
2	Charachesicia LOCKHART	JR		Louisville	6.22m	20-5	1/14
3	Champagne BELL	FR		Norfolk State	6.14m	20-1¾	1/28
4	April SINKLER	SR		Clemson	6.09m	19-11¾	1/21
5	Tynita BUTTS	SO		East Carolina	6.04m	19-9¾	12/5
6	Marissa MCDONALD	SO		James Madison	6.00m	19-8¾	1/15
7	Karimah SHEPHERD	SO		NC State	5.92m	19-5¾	1/21
7	Jasmine BRUNSON	SO		Clemson	5.92m	19-5¾	1/7

West

1	Brittini DIXON-SMITH	SR		Stanford	6.22m	20-5	1/21
2	Lauryn NEWSON	SO		Oregon	6.11m	20-½	1/28
3	Whitney LIEHR	SR		Stanford	6.04m	19-9¾	1/21
4	Brianne THEISEN	JR		Oregon	6.02m	19-9	1/28
5	Christabel NETTEY	SO		Arizona State	5.97m	19-7	1/28
5	Karynn DUNN	SO		Stanford	5.97m	19-7	1/28
7	Alycia HERRING	FR		Arizona State	5.88m	19-3¾	1/28
8	Shaquana LOGAN	SO		Washington State	5.78m	18-11¾	1/28

USTFCCA Non-Member

Will NOT be ranked, beginning Week 2



2011 Indoor, Week #2

Women's Triple Jump

Great Lakes

1	Shnell WISHART	FR		Eastern Michigan	12.54m	41-1½	1/8
2	Kelcey MCKINNEY	JR		Ohio State	12.46m	10-10½	1/15
3	Samia TAYLOR	SO		Milwaukee	12.45m	10-10½	1/22
4	Ada UNACHUKWU	SO		Michigan	12.41m	40-8¾	1/15
5	Jordan HELGREN	JR		Wisconsin	12.21m	40-¾	1/14
6	Reigna PIERCE	SR		Milwaukee	12.02m	39-5¼	1/22
7	Alexandra AFLOARI	SR		Toledo	12.01m	39-5	1/29
8	Diana DUMITRESCU	JR		Kent State	12.00m	39-4½	1/28

Mid-Atlantic

1	Ashley CORUM	FR		Pittsburgh	12.27m	40-3¼	1/28
2	Marlene RICKETTS	FR		Penn State	12.24m	40-2	1/28
3	Julia KOLOSKI	FR		Pittsburgh	12.12m	39-9¼	1/28
4	Nohjay NIMPSON	SR		Saint Joseph's	12.05m	39-6½	1/14
5	Marie MINASI	SO		Villanova	11.98m	39-3¾	1/29
6	Ekene UGBOAJA	FR		Rutgers	11.83m	38-9¼	1/22
7	Christina EPPS	SO		Coppin State	11.82m	38-9¼	1/29
8	Anita JAMES	SR		Pittsburgh	11.77m	38-7½	1/21

Midwest

1	Jasmine SIMMONS	SR		Oklahoma	12.97m	42-6¼	1/15
2	TiAra WALPOOL	SR		Kansas State	12.79m	11-11½	1/28
3	Clarissa ANDREWS	SR		Oklahoma State	12.64m	41-5¼	1/28
4	Mara GRIVA	FR		Nebraska	12.63m	41-5¼	1/14
5	Malaikah LOVE	JR		Southern Illinois	12.49m	10-11¾	1/28
6	Andrea GEUBELLE	SO		Kansas	12.48m	10-11½	1/8
7	Arna EREGA	JR		Nebraska	12.46m	10-10½	1/22
8	Shemeika BREWER	JR		SE Missouri State	12.32m	40-5	1/28

Mountain

1	Deanna YOUNG	SR		New Mexico	12.75m	41-10	1/21
2	Deborah AMOAH	SO		Nevada	12.06m	39-7	1/28
3	Amber ANDERSON	SR		Northern Arizona	11.99m	39-4	1/28
4	Melissa KELTNER	FR		BYU	11.92m	39-1¼	1/14
5	Sasha BUYLOVA	SR		Idaho State	11.91m	39-1	1/14
6	Lindsey HALL	SO		Montana	11.84m	38-10¼	1/21
7	Samantha BERRYMAN	SO		Idaho State	11.75m	38-6¼	1/28
8	Meaghann PEAK	JR		Colorado State	11.64m	38-2¼	1/21
8	Kellee GLAUS	FR		Montana	11.64m	38-2¼	12/4

Northeast

1	Ieva STAPONKUTE	JR		Syracuse	12.62m	41-5	1/22
2	Queen OKEKE	SO		Columbia	12.43m	40-9½	1/28
3	Gabriela BAITER	SR		Brown	12.25m	40-2¼	1/28
4	Sandy ANTENOR	SR		Albany	12.20m	40-¾	1/15
5	Rachel BIBLO	SR		Brown	12.09m	39-8	1/22
5	Natasha MCLAREN	FR		Connecticut	12.09m	39-8	1/15
7	Camille QUARLES	SR		New Hampshire	12.00m	39-4½	1/28
8	Tara RICHMOND	FR		Columbia	11.92m	39-1¼	1/28

South

1	Colleen FELIX	JR		Georgia	13.25m	43-5¼	1/15
2	Michelle JENIJE	JR		Florida State	13.02m	42-8¾	1/28
3	Chloe HETHERTON	FR		Alabama	12.74m	41-9¼	1/14
4	LaTroya DARRELL	JR		Georgia	12.61m	41-4¼	1/28
5	France MAKABU	SO		Middle Tennessee	12.50m	41-¾	1/8
6	Julienne MCKEE	FR		Georgia Tech	12.46m	10-10½	1/28
7	Cenitra HUDSON	SO		Austin Peay	12.45m	10-10½	1/8
8	Maria AUGUTIS	SO		Georgia	12.44m	40-9¼	1/28

South Central

1	Chantel MALONE	SR		Texas	13.18m	43-3	1/28
2	Melissa OGBOURNE	SR		LSU	13.17m	43-2½	1/28
3	Jessica UBANYIONWU	JR		Baylor	13.16m	43-2¼	1/28
4	Shantel THOMPSON	SR		Arkansas	12.85m	42-2	1/28
5	Sasha-Kay MATTHIAS	SR		Texas A&M	12.53m	41-1¼	1/28
6	Lynnika PITTS	FR		LSU	12.51m	41-½	1/28
7	Tiffany PETERS	SR		Texas A&M	12.38m	40-7¼	1/22
8	Eboni JOHNSON	SO		UTSA	12.20m	40-½	1/14

Southeast

1	April SINKLER	SR		Clemson	12.90m	42-4	1/21
2	Sharika SMITH	JR		Western Kentucky	12.89m	42-3½	1/14
3	Antquinita REED	FR		Western Kentucky	12.69m	41-7¼	1/28
4	Charachesicia LOCKHART	JR		Louisville	12.42m	40-9	12/3
5	Briana HUDSON	SO		North Carolina	12.36m	40-6¼	1/29
6	Namatirai Grace MAVUGARA	JR		George Mason	12.23m	40-1¼	1/21
7	Michelle NEWMAN	JR		North Carolina	12.17m	39-11¼	1/14
8	Radiance BASDEN	JR		South Carolina	12.12m	39-9¼	1/21

West

1	Whitney LIEHR	SR		Stanford	13.10m	12-11¼	1/28
2	Shanieka THOMAS	FR		San Diego State	12.69m	41-7¼	1/28
3	Allison WILDER	SR		UC Riverside	12.46m	10-10½	1/28
4	Aziza BAKER	FR		California	12.45m	10-10½	1/21
5	Taylor NICHOLS	JR		Washington	12.27m	40-3¼	1/28
6	Alex EVANS	SO		San Diego State	12.15m	39-10¼	1/28
7	Nicole MCGLORY	SO		Sacramento State	12.11m	39-8¼	1/22
8	Amanda HUNTER	SO		California	12.09m	39-8	1/21

USTFCCA Non-Member

Will NOT be ranked, beginning Week 2

**2011 Indoor, Week #2****Women's Shot Put****Great Lakes**

1	Faith SHERRILL	SR		Indiana	18.00m	59-¾	1/8
2	Monique RIDDICK	JR		Indiana	16.42m	53-10½	1/21
3	Dani BUNCH	FR		Purdue	16.04m	52-7½	1/28
4	Taylor SMITH	SO		Wisconsin	15.83m	51-11¼	1/14
5	Felisha JOHNSON	SO		Indiana State	15.47m	50-9¼	1/22
6	Stacey WANNEMACHER	SR		Purdue	15.37m	50-5¼	1/15
7	Rudy ATANG	SR		Notre Dame	15.10m	49-6¼	1/28
8	Jasmine BOYER	SO		Wisconsin	14.95m	49-¾	1/14

Mid-Atlantic

1	Vanessa HENRY	JR		UMES	15.09m	49-6¼	12/10
2	Thanithia BILLINGS	SR		Princeton	14.98m	49-1¼	1/7
3	Amanda DELLER	SO		UMBC	14.45m	47-5	1/28
4	Natalie CLICKETT	SR		Rutgers	14.36m	47-1½	1/7
5	Christin BRIDGE	JR		Saint Francis (Pa.)	14.27m	46-10	12/4
6	Jane SWENSON	SO		Penn State	14.16m	46-5½	1/28
7	Moriah YOUNG	SO		Maryland	14.04m	46-¾	1/15
8	Taylor MCNALLY	FR		Penn State	13.95m	45-9¼	1/28

Midwest

1	Karen SHUMP	SO		Oklahoma	17.34m	56-10¼	1/22
2	Jeneva MCCALL	JR		Southern Illinois	16.82m	55-2¼	12/3
3	Tia BROOKS	SO		Oklahoma	16.63m	54-6¼	1/22
4	Brittany SMITH	SO		Illinois State	16.45m	53-11¼	1/15
5	Danielle FRERE	JR		Iowa State	15.88m	52-1¼	1/21
6	Amanda LATSCH	SR		Nebraska	15.82m	51-11	1/28
7	Brittany BORMAN	JR		Oklahoma	15.60m	51-2¼	1/28
8	Gwen BERRY	SR		Southern Illinois	15.20m	49-10½	12/3

Mountain

1	Kelly CLOSSE	JR		Texas Tech	16.29m	53-5½	1/28
2	Ifeatu OKAFOR	SO		Texas Tech	15.75m	51-8¼	1/21
3	Kayla KOVAR	FR		Southern Utah	15.13m	49-7¼	1/14
4	Paige BLACKBURN	JR		Air Force	14.60m	47-11	1/22
5	Ashley HUTCHINSON	JR		Wyoming	14.40m	47-3	1/29
6	Arshiya HOSEYNI	SR		Northern Arizona	14.22m	46-8	1/28
7	Nikkie RUDDER	SO		Utah	14.20m	46-7¼	1/28
8	Spela HUS	JR		Utah State	14.17m	46-6	1/28

Northeast

1	Rebecca O'BRIEN	SO		Buffalo	17.10m	56-1¼	1/28
2	Victoria FLOWERS	JR		Connecticut	15.77m	51-9	1/15
3	Brynn SMITH	SR		Brown	14.54m	47-8½	1/14
4	Rachel ROBERTS	FR		Buffalo	14.43m	47-4¼	1/28
5	Victoria IMBESI	SO		Cornell	14.23m	46-8¼	1/22
6	Kadine JOHNSON	SR		Albany	14.14m	46-4¼	1/21
7	Victoria BUHR	SO		Brown	13.76m	45-1¼	12/4
8	Chanel KING	JR		St. John's (N.Y.)	13.75m	45-1½	12/10
8	Shant'e WHITE	JR		Buffalo	13.75m	45-1½	1/15

South

1	Betty WILLIAMS	SR		Mississippi	15.42m	50-7¼	1/22
2	Wilamena HOPKINS	SO		Alabama	15.25m	50-½	1/14
3	Kamorean HAYES	JR		Florida State	14.84m	48-8¼	1/14
4	Allyn LAUGHLIN	SR		Florida State	14.81m	48-7¼	1/14
5	Fidela JAMES	JR		Florida	14.79m	48-6¼	1/29
6	Aslynn HALVORSON	FR		Tennessee	14.78m	48-6	1/21
7	Britta JAARATS	FR		Memphis	14.77m	48-5¼	1/28
8	Hilenn JAMES	FR		Georgia	14.72m	48-3¼	1/28

South Central

1	Simone DU TOIT	JR		SMU	17.49m	57-4¼	1/28
2	Skyler WHITE	SO		Baylor	16.97m	55-8¼	1/15
3	Trecey REW	SR		Northwestern State	16.00m	52-6	1/15
4	Amanda VAN DYKE	JR		Texas	15.43m	50-7¼	1/28
5	Kelsey SAMUELS	SO		TCU	15.27m	50-1¼	1/28
6	Stormy HARRISON	SR		TCU	15.11m	49-7	1/28
7	Helen UBABUIKE	SO		Texas	15.06m	49-5	1/28
8	Micarra VASSELL	SO		Louisiana Tech	14.35m	47-1	1/22

Southeast

1	Khadija ABDULLAH	SO		Louisville	16.96m	55-7¼	12/3
2	D'Ana MCCARTY	SR		Louisville	16.30m	53-5¼	1/21
3	Samira BURKHARDT	FR		Virginia Tech	16.10m	52-10	1/21
4	Mary ANGELL	SR		Kentucky	15.59m	51-1¼	1/28
5	Lawanda HENRY	JR		NC State	15.50m	50-10¼	1/21
6	Chinwe OKORO	SR		Louisville	15.18m	49-9¼	1/14
7	Danielle CURRY	SR		Clemson	15.06m	49-5	1/28
8	Amashi-Ali KENDALL	SO		Louisville	14.99m	49-2¼	12/3

West

1	Julie LABONTE	SO		Arizona	17.09m	56-1	1/28
2	Alyssa HASSLEN	SO		Arizona	16.14m	52-11½	1/28
3	Anna JELMINI	FR		Arizona State	15.76m	51-8½	1/28
4	Baillie GIBSON	FR		Arizona	15.60m	51-2¼	1/21
5	Alisha MISIATA	SR		UC Irvine	15.30m	50-2¼	1/28
6	Rosario SANCHEZ	JR		Fresno State	15.24m	50-0	1/28
7	Andrea BEHRING	SR		Sacramento State	15.00m	49-2¼	1/22
8	Chioma AMAECHI	FR		California	14.86m	48-9	1/21

USTFCCA Non-Member

Will NOT be ranked, beginning Week 2

**2011 Indoor, Week #2****Women's Weight Throw****Great Lakes**

1	Felisha JOHNSON	SO		Indiana State	22.31m	73-2½	12/10
2	Mallory BARNES	SR		Dayton	20.79m	68-2½	1/28
3	Beth ROHL	SO		Michigan State	19.89m	65-3¼	1/14
4	Kelsey HANLEY	SR		Indiana State	19.73m	64-8¼	12/10
5	Dani BUNCH	FR		Purdue	19.63m	64-5	1/22
6	Valerie WERT	JR		Akron	19.60m	64-3¼	1/28
7	Kerry ALLEN	SR		Dayton	19.57m	64-2½	1/15
8	Faith SHERRILL	SR		Indiana	19.52m	64-½	1/21

Mid-Atlantic

1	Thanithia BILLINGS	SR		Princeton	19.21m	63-¾	12/11
2	Candace SHIRLEY	SR		Morgan State	18.31m	60-1	1/21
3	Emma RUGGIERO	SR		Princeton	18.30m	60-½	12/11
4	Moriah YOUNG	SO		Maryland	17.60m	57-9	1/15
5	Sarah ANDERSON	SR		Pittsburgh	17.51m	57-5½	1/15
6	Cristina VILSAINT	SO		St. Peter's	17.34m	56-10¼	12/11
7	Vanessa HENRY	JR		UMES	17.33m	56-10¼	1/28
8	Kristen BATTS	SR		Maryland	17.13m	56-2½	1/15

Midwest

1	Gwen BERRY	SR		Southern Illinois	22.71m	74-6¼	1/21
2	Jeneva MCCALL	JR		Southern Illinois	22.25m	73-0	1/14
3	Erin ATKINSON	FR		Southern Illinois	19.71m	64-8	12/3
4	Brittany SMITH	SO		Illinois State	19.56m	64-2¼	1/15
5	LaiHEMA HAMPTON	JR		Iowa State	19.25m	63-2	12/10
6	Olga CIURA	SR		Southern Illinois	19.03m	62-5¼	1/14
7	Victoria ZIMMERMAN	JR		Nebraska	18.77m	61-7	1/22
8	Kearsten PEOPLES	FR		Missouri	18.49m	60-8	1/14

Mountain

1	Kelly CLOSSE	JR		Texas Tech	20.17m	66-2¼	1/14
2	Terran ALEXANDER	SR		UTEP	19.56m	64-2¼	1/28
3	Ashley HUTCHINSON	JR		Wyoming	18.89m	51-11¼	1/29
4	Anneli STAHL	SO		Utah	18.01m	59-1¼	1/28
5	Nicole ELLIOTT	SR		Northern Arizona	17.89m	58-8¼	1/28
6	Cynthia SANCHEZ	SO		Utah	17.74m	58-2½	1/28
7	Amanda AIMONE	SR		Wyoming	16.90m	55-5¼	1/29
8	Lindsey SPENCER	SR		Utah State	16.80m	55-1½	1/21

Northeast

1	Victoria FLOWERS	JR		Connecticut	20.59m	67-6¼	1/28
2	Althea CHARLES	SR		Northeastern	18.45m	60-6¼	1/23
3	Sheena TAYLOR	JR		Wagner	18.14m	59-6¼	1/14
4	Kadine JOHNSON	SR		Albany	17.74m	58-2½	1/28
5	Brynn SMITH	SR		Brown	17.43m	57-2¼	1/22
6	Chanel KING	JR		St. John's (N.Y.)	17.30m	56-9¼	1/28
7	Shant'e WHITE	JR		Buffalo	17.21m	56-5¼	1/28
8	Crystal BOURQUE	SR		Rhode Island	17.19m	56-4¼	1/14

South

1	Fidela JAMES	JR		Florida	19.28m	63-3¼	1/15
2	Juliana SMITH	SR		Mississippi	19.13m	62-9¼	1/22
3	Lauren NOE	JR		USF	18.96m	62-2½	1/13
4	Benia GREGOIRE	SO		Florida International	18.91m	62-½	1/29
5	Miranda WILSON	JR		Miami (Fla.)	18.78m	61-7¼	1/15
6	Alesha ASIJE	SR		Georgia	18.63m	61-1¼	1/15
7	Favian COWARDS	JR		Mississippi State	18.32m	60-1¼	1/15
8	Amethyst HOLMES	JR		Alabama	18.23m	59-9¼	1/22

South Central

1	Ayla GILL	JR		SMU	18.68m	61-3¼	1/14
2	Tina ROBINSON	SR		Rice	18.07m	59-3¼	1/28
3	Samia STOKES	JR		LSU	18.00m	59-¾	1/28
4	Karen HENNING	FR		LSU	17.68m	58-¾	1/28
5	Trecey REW	SR		Northwestern State	17.62m	57-9¼	1/15
6	Jennifer EDWARDS	SO		Texas A&M	17.56m	57-7¼	1/28
7	Denise HINTON	FR		LSU	16.88m	55-4¼	1/15
8	Katie BRAGG	SO		UTSA	16.49m	54-1¼	1/14

Southeast

1	D'Ana MCCARTY	SR		Louisville	22.21m	72-10¼	12/3
2	Brittney WALLER	SO		Clemson	20.43m	67-½	1/28
3	Lawanda HENRY	JR		NC State	18.74m	61-5¼	1/29
4	Laura IGAUNE	SR		Western Kentucky	18.66m	61-2¼	1/21
5	Patrice GATES	FR		Louisville	18.60m	61-¾	1/21
6	Whitney SMYRE	SR		Appalachian State	17.84m	58-6¼	12/3
7	Danielle CURRY	SR		Clemson	17.83m	58-6	12/4
8	Amashi-Ali KENDALL	SO		Louisville	17.82m	58-5¼	1/21

West

1	Chelsea CASSULO	JR		UNLV	19.71m	64-8	1/21
2	Elisa BRYANT	SR		Washington	19.41m	63-8¼	1/28
3	Amanda BINGSON	JR		UNLV	19.33m	63-5	1/21
4	Mele VAISIMA	SR		Boise State	18.86m	51-10¼	1/28
5	Brittani DANIELS-KNOX	SR		UC Riverside	17.98m	59-0	1/28
6	Linda OSESO	JR		California	17.62m	57-9¼	1/21
7	Gabby MIDLES	JR		Idaho	17.55m	57-7	1/21
8	Kjirsten JENSEN	JR		Washington State	17.49m	57-4¼	1/14

USTFCCA Non-Member

Will NOT be ranked, beginning Week 2

**2011 Indoor, Week #2****Women's Pentathlon****Great Lakes**

1	Diana DUMITRESCU	JR	Kent State	3,945	1/21
2	Felicia CLOSE	SR	Akron	3,560	1/21
3	Laura MORRIS	SR	Indiana	3,495	1/21
4	Courtney WOODARD	SO	Indiana	3,424	1/21
5	Erica MUDD	FR	Miami (Ohio)	3,394	1/21
6	Brittany TYREE	JR	Ohio	3,339	1/21
7	Brooke HUTCHINGS	SO	Kent State	3,301	1/21
8	Kate WOLANIN	FR	Eastern Michigan	3,163	1/13

Mid-Atlantic

1	Kiani PROFIT	SR	Maryland	4,109	1/28
2	Lindsey WALSH	JR	Monmouth	3,563	1/28
3	Monae WALLER	SO	Morgan State	3,464	12/10
4	Elizabeth KLINE	SO	Pittsburgh	3,337	1/28
5	Brittney HOWELL	FR	Penn State	3,326	1/28
6	Chowan BRIGHTFUL	SO	UMBC	3,227	1/28
7	Brooke ASTOR	FR	Lehigh	3,180	1/21
8	Autumn TOUCHSTONE	JR	Georgetown	3,168	1/28

Midwest

1	Ryann KRAIS	JR	Kansas State	4,021	1/28
2	Malaikah LOVE	JR	Southern Illinois	3,979	1/21
3	Whitney CARLSON	SR	North Dakota State	3,954	12/4
4	Olimpia NOWAK	JR	Northern Iowa	3,928	12/10
5	Kristen KILLORAN	JR	North Dakota State	3,667	1/27
6	Ari CURTIS	SR	Drake	3,638	1/28
7	Julia ZEINER	FR	Kansas State	3,495	12/10
8	Kelly WASHINGTON	SR	Illinois	3,494	1/21

Mountain

1	Lindsey HALL	SO	Montana	3,884	1/10
2	Brianna LEROY	JR	Utah	3,643	1/28
3	Mindy ROBINS	SR	BYU	3,573	1/28
4	Shaye MAURER	SO	Southern Utah	3,572	1/28
5	Sarah MCGREE	SO	Montana State	3,538	1/28
6	CHARI HAWKINS	FR	Utah State	3,460	1/21
7	Katie GRIMES	SO	Texas Tech	3,418	1/28
8	Katie DREHER	JR	Colorado	3,409	1/21
8	Sadie MCMILLAN	SO	Montana State	3,409	1/10

Northeast

1	Ajla GLAVASEVIC	SR	Buffalo	3,758	1/22
2	Priscilla FREDERICK	SR	St. John's (N.Y.)	3,612	1/28
3	Kelsey RUBEOR	JR	Syracuse	3,563	1/22
4	Allison BARWISE	SO	Boston University	3,532	1/28
5	Bonnie KILIS	SR	Sacred Heart	3,493	1/28
6	Janae DUNCHACK	FR	Dartmouth	3,486	1/28
7	Kalyn SHEEHAN	JR	Rhode Island	3,445	1/28
8	Kelly MCCABE	SO	Rhode Island	3,397	12/3

South

1	Ellen WORTHAM	JR	Tennessee	3,983	1/28
2	Lucie ONDRASCHKOVA	SO	Georgia	3,947	1/28
3	Charlene CHARLES	SO	Jacksonville	3,943	1/29
4	Brittany HARRELL	FR	Florida	3,731	1/28
5	Stacey YOUNG	JR	Jacksonville	3,621	1/29
6	Rachel DUPREE	JR	Miami (Fla.)	3,576	1/28
7	Fabia MCDONALD	FR	Mississippi	3,535	12/3
8	Lindsay SCHWARTZ	JR	South Alabama	3,492	1/29

South Central

1	Makeba ALCIDE	SO	Arkansas	3,887	1/28
2	Daphne FITZPATRICK	SR	Texas A&M	3,768	1/28
3	Leah ORLEY	SO	Arkansas	3,763	1/28
4	Megan FRAUSTO	SO	Houston	3,638	1/28
5	Beverly OWOYELE	JR	Texas	3,571	1/28
6	Kanasha HICKS	JR	Arkansas State	3,328	12/3
7	Jessica SHADLEY	FR	Baylor	3,317	1/28
8	Megan HARLAN	JR	Stephen F. Austin	3,272	1/28

Southeast

1	Precious NWOKEY	JR	Kentucky	4,024	1/28
2	Karine FARIAS	SO	Clemson	3,727	1/28
3	Claudia CALDER	JR	Hampton	3,694	1/28
4	Ashley NEWBY	SR	Kentucky	3,597	1/28
5	Christina MITCHELL	JR	Liberty	3,463	1/28
6	Jennifer MONK	SO	James Madison	3,351	1/28
7	Erika MARTIN	FR	Wake Forest	3,285	1/28
8	Shaquanda GAINNEY	SO	Hampton	3,131	1/28

West

1	Brianne THEISEN	JR	Oregon	4,507	1/28
2	Barbara NWABA	JR	UC Santa Barbara	4,140	1/28
3	Sherrina LOFTON	SR	Cal State Northridge	3,844	12/3
4	Liana FUENTES	SO	Arizona	3,649	1/28
5	Joenisha VINSON	JR	Portland State	3,647	1/28
6	Naima GOODWIN	SR	Sacramento State	3,588	1/28
7	Angela JENSEN	SR	Washington State	3,543	1/21
8	Alexi MORTON	FR	Boise State	3,412	1/28

USTFCCA Non-Member

Will NOT be ranked, beginning Week 2