





## 2011 Indoor Track &amp; Field, Week #6

Only those who score >0.01 pts are shown  
D denotes multiple-event rule in affect

MEN

I				Florida		unch			
				Southeastern Conference					
Event	Scrd As	Athlete	Yr	Scored Mark		Date	Pl. Pts.	Bonus	TOTAL
Scored bests come from CURRENT season									
▶ 60m	2	Jeff DEMPS	SO	6.55		2/25/11	18	1.92	19.92
▶ 60m	12	Terrell WILKS	SR	6.64		2/11/11	4	0.58	4.58
▶ 200m	2	Tony MCQUAY	SO	20.61		2/25/11	D	1.69	3.69
▶ 200m	21	Leonardo SEYMORE	SO	21.01		2/4/11	0.6	0.24	0.84
▶ 400m	2	Tony MCQUAY	SO	45.21		2/25/11	18	2.61	20.61
▶ Mile	4	Dumisane HLASELO	JR	3:56.84		2/11/11	14	1.46	15.46
▶ H60m	5	Eddie LOVETT	FR	7.73		2/25/11	12	1.03	13.03
▶ 4x400	3	Heriot, McQuay, Toppin, Taylor		3:05.51		2/25/11	16	2.30	18.30
▶ LJ	8	Will CLAYE	JR	7.95m	26-1	2/11/11	8	1.18	9.18
▶ LJ	22	Christian TAYLOR	JR	7.62m	25-0	2/25/11	0.5	0.00	0.50
▶ TJ	1	Christian TAYLOR	JR	17.36m	56-11½	2/25/11	20	4.24	24.24
▶ TJ	2	Will CLAYE	JR	17.17m	56-4	2/25/11	18	3.63	21.63
▶ TJ	3	Omar CRADDOCK	SO	16.57m	54-4½	2/25/11	16	1.70	17.70
▶ SP	5	Kemal MESIC	SR	19.53m	64-1	2/25/11	12	1.40	13.40
▶ WT	26	David TRIASSI	SO	20.14m	66-1	2/4/11	0.15	0.00	0.15
▶ WT	29	Jeremy POSTIN	SO	20.00m	65-7½	2/4/11	0.075	0.00	0.08
▶ HEPT	2	Gray HORN	JR	5,816		2/25/11	18	2.28	20.28
Team Total							203.58		

2



LSU

LSU

Southeastern Conference

unch

Event	Scrd As	Athlete	Yr	Scored Mark		Date	Pl. Pts.	Bonus	TOTAL
Scored bests come from CURRENT season									
▶ 60m	6	Horatio WILLIAMS	SO	6.61		1/15/11	10	0.98	10.98
▶ 60m	25	Gabriel MVUMVURE	SR	6.68		1/28/11	0.2	0.19	0.39
▶ 200m	12	Horatio WILLIAMS	SO	20.83		2/25/11	4	0.71	4.71
▶ 200m	16	Gabriel MVUMVURE	SR	20.96		2/25/11	1.25	0.33	1.58
▶ 200m	28	Riker HYLTON	JR	21.08		1/28/11	0.1	0.13	0.23
▶ 400m	7	Caleb WILLIAMS	SO	46.08		2/25/11	9	1.00	10.00
▶ 400m	11	Riker HYLTON	JR	46.30		2/25/11	5	0.61	5.61
▶ 400m	21	Robert SIMMONS	JR	46.54		2/25/11	0.6	0.32	0.92
▶ H60m	5	Barrett NUGENT	JR	7.73		2/11/11	12	1.03	13.03
▶ 4x400	4	Talley, Hylton, Simmons, Williams		3:05.61		2/25/11	14	2.24	16.24
▶ PV	11	Marcus MCGEHEE	SR	5.37m	17-7½	2/25/11	5	0.59	5.59
▶ PV	28	Josh DOMINGUEZ	SR	5.26m	17-3	1/15/11	0.1	0.00	0.10
▶ LJ	3	Zedric THOMAS	SR	8.08m	26-6½	2/11/11	16	2.18	18.18
▶ LJ	5	Damar FORBES	SO	8.00m	26-3	2/25/11	12	1.48	13.48
▶ LJ	23	Kyron BLAISE	JR	7.61m	24-11½	1/15/11	0.4	0.00	0.40
▶ TJ	6	Kyron BLAISE	JR	16.36m	53-8½	2/25/11	10	1.08	11.08
▶ TJ	7	Zedric THOMAS	SR	16.24m	53-3½	2/25/11	9	0.82	9.82
▶ TJ	18	Damar FORBES	SO	15.80m	51-10	1/28/11	0.9	0.15	1.05
▶ WT	1	Walter HENNING	SR	23.32m	76-6½	2/18/11	20	5.71	25.71
▶ WT	6	Michael LAURO	JR	21.51m	70-7	2/25/11	10	1.56	11.56
Team Total							160.66		

"Scrd As", short for "Scored As", Standing used for place points portion of performance's score combining preseason data (when applied) to current season data

Numbers in BLACK are both the performance's actual NCAA rank AND "scored as" rank Numbers in RED indicate actual NCAA rank does not exist or is worse than "scored as" rank Numbers in BLUE indicate actual NCAA rank is better than "scored as" rank

USTFCCCA Non-Member

Non-Member Schools Will NOT be ranked, beginning Week 2



## 2011 Indoor Track &amp; Field, Week #6

Only those who score >0.01 pts are shown  
D denotes multiple-event rule in affect

## MEN

3



Arkansas

Southeastern Conference

▲ 2

Event	Scrd As	Athlete	Yr	Scored Mark	Date	Pl. Pts.	Bonus	TOTAL	
Scored bests come from CURRENT season									
▶ 200m	4	Marek NIIT	SO	20.70	2/25/11	D 14	1.28	3.28	
▶ 200m	9	LaShawn BUTLER	SR	20.79	2/25/11	7	0.87	7.87	
▶ 400m	4	Marek NIIT	SO	45.99	2/25/11	14	1.16	15.16	
▶ 400m	5	Neill BRADDY	FR	46.03	2/25/11	12	1.09	13.09	
▶ 400m	6	Ben SKIDMORE	JR	46.04	2/25/11	10	1.07	11.07	
▶ 800m	13	Chuol DEY	SO	1:48.08	2/11/11	3	0.80	3.80	
▶ 800m	16	Duncan PHILLIPS	JR	1:48.47	2/4/11	1.25	0.50	1.75	
▶ 800m	30	Bryan CANTERO	FR	1:49.55	2/4/11	0.05	0.06	0.11	
▶ Mile	13	Duncan PHILLIPS	JR	3:58.82	2/11/11	3	0.68	3.68	
▶ 3000m	31	Eric FERNANDEZ	SO	7:59.30	1/28/11	0.04	0.00	0.04	
▶ 5000m	26	Eric FERNANDEZ	SO	13:53.48	2/11/11	0.15	0.17	0.32	
▶ 4x400	1	Skidmore, Niit, Bilbrew, Braddy		3:05.13	2/25/11	20	2.52	22.52	
▶ DMR	6	Cantero, Bilbrew, Dey, Phillips		9:30.85	1/28/11	10	1.88	11.88	
▶ HJ	28	Raymond HIGGS	FR	2.15m	7-½	2/25/11	0.1	0.00	0.10
▶ LJ	4	Tarik BATCHELOR	JR	8.07m	26-5¼	2/25/11	14	2.09	16.09
▶ LJ	14	Raymond HIGGS	FR	7.77m	25-6	2/11/11	2	0.41	2.41
▶ TJ	4	Tarik BATCHELOR	JR	16.52m	54-2½	1/7/11	14	1.54	15.54
▶ HEPT	14	Kevin LAZAS	FR	5,674	2/25/11	2	0.37	2.37	
▶ HEPT	29	Terry PRENTICE	JR	5,484	1/28/11	0.075	0.00	0.08	
Team Total								131.17	

4



Indiana

Big Ten Conference

▼ 1

Event	Scrd As	Athlete	Yr	Scored Mark	Date	Pl. Pts.	Bonus	TOTAL	
Scored bests come from CURRENT season									
▶ 60m	21	Kind BUTLER	JR	6.67	2/26/11	0.6	0.27	0.87	
▶ 60m	34	Devin PIPKIN	SR	6.72	2/4/11	0.015	0.00	0.01	
▶ 200m	15	Kind BUTLER	JR	20.93	2/4/11	1.5	0.41	1.91	
▶ Mile	6	Andrew BAYER	SO	3:57.75	1/28/11	10	1.10	11.10	
▶ Mile	20	Ben HUBERS	JR	4:00.47	1/28/11	0.7	0.24	0.94	
▶ 3000m	1	Andrew BAYER	SO	7:48.35	1/21/11	20	1.88	21.88	
▶ 3000m	13	Andrew POORE	JR	7:53.81	2/11/11	3	0.72	3.72	
▶ 3000m	18	Ben HUBERS	JR	7:54.37	2/11/11	0.9	0.60	1.50	
▶ 5000m	8	Ben HUBERS	JR	13:44.93	1/28/11	8	0.97	8.97	
▶ 5000m	10	Andrew POORE	JR	13:45.33	1/28/11	6	0.92	6.92	
▶ 5000m	34	Zachary MAYHEW	SO	13:58.40	1/28/11	0.015	0.00	0.01	
▶ DMR	5	Stockberger, Vaughn, Holahan, Bayer		9:30.78	2/11/11	12	1.90	13.90	
▶ HJ	3	Derek DROUIN	JR	2.27m	7-5¼	2/11/11	16	2.07	18.07
▶ PV	23	Stefanos KOUFIDIS	SO	5.28m	17-3¼	2/26/11	0.4	0.00	0.40
▶ WT	22	Patrick ONYE	SO	20.34m	66-8¼	2/26/11	0.5	0.03	0.53
▶ HEPT	35	Derek DROUIN	JR	5,407	2/4/11	0.01	0.00	0.01	
Team Total								90.75	

5



BYU

Mountain West Conference

▲ 2

Event	Scrd As	Athlete	Yr	Scored Mark	Date	Pl. Pts.	Bonus	TOTAL	
Scored bests come from CURRENT season									
▶ 800m	18	Miles BATTY	JR	1:48.88	1/21/11	0.9	0.27	1.17	
▶ 800m	25	Justin HEDIN	JR	1:49.16	2/24/11	0.2	0.17	0.37	
▶ Mile	2	Miles BATTY	JR	3:55.79	2/11/11	18	1.88	19.88	
▶ Mile	34	Travis FULLER	SO	4:02.79	2/11/11	0.015	0.00	0.01	
▶ 5000m	29	Nathan OGDEN	SR	13:55.70	2/11/11	0.075	0.09	0.16	
▶ DMR	3	Weirich, Carter, Hedin, Batty		9:29.13	2/24/11	16	2.26	18.26	
▶ PV	2	Victor WEIRICH	SO	5.50m	18-½	1/21/11	18	2.88	20.88
▶ PV	4	Chris LITTLE	SR	5.42m	17-9¼	2/11/11	14	1.29	15.29
▶ SP	13	Leif ARRHENIUS	SR	18.80m	61-8¼	2/24/11	3	0.47	3.47
▶ WT	8	Leif ARRHENIUS	SR	21.06m	69-1¼	2/11/11	8	0.75	8.75
▶ HEPT	33	Phillip BETTIS	SR	5,418	1/28/11	0.02	0.00	0.02	
Team Total								88.26	

"Scrd As", short for "Scored As", Standing used for place points portion of performance's score combining preseason data (when applied) to current season data

Numbers in BLACK are both the performance's actual NCAA rank AND "scored as" rank Numbers in RED indicate actual NCAA rank does not exist or is worse than "scored as" rank Numbers in BLUE indicate actual NCAA rank is better than "scored as" rank

USTFCCCA Non-Member

Non-Member Schools Will NOT be ranked, beginning Week 2



## 2011 Indoor Track &amp; Field, Week #6

Only those who score >0.01 pts are shown  
D denotes multiple-event rule in affect

## MEN

6



Oregon

Pacific-10 Conference

▲ 6

Event	Scrd As	Athlete	Yr	Scored Mark	Date	Pl. Pts.	Bonus	TOTAL
Scored bests come from CURRENT season								
800m	1	Elijah GREER	SO	1:47.02	2/11/11	20	1.71	21.71
Mile	26	Mac FLEET	SO	4:01.04	2/11/11	0.15	0.16	0.31
3000m	2	Matthew CENTROWITZ	JR	7:50.59	2/11/11	18	1.40	19.40
5000m	11	Luke PUSKEDRA	JR	13:46.70	1/28/11	5	0.76	5.76
5000m	22	Chris KWIATKOWSKI	SR	13:51.84	2/25/11	0.5	0.29	0.79
4x400	20	Klech, Butcher, Harper, Berry		3:10.34	2/25/11	0.7	0.13	0.83
DMR	1	Fleet, Berry, Greer, Centrowitz		9:26.78	2/25/11	20	2.77	22.77
HJ	25	Danny MARCONI	JR	2.16m	7-1 1/28/11	0.2	0.00	0.20
HEPT	13	David KLECH	SR	5,685	1/28/11	3	0.43	3.43
Team Total								75.20

7



Texas A&amp;M

Big 12 Conference

▼ 3

Event	Scrd As	Athlete	Yr	Scored Mark	Date	Pl. Pts.	Bonus	TOTAL
Scored bests come from CURRENT season								
60m	5	Gerald PHIRI	SR	6.59	2/12/11	12	1.29	13.29
60m	6	Prezel HARDY, JR.	FR	6.61	1/28/11	10	0.98	10.98
60m	28	Michael BRYAN	FR	6.70	1/28/11	0.1	0.09	0.19
60m	34	Tran HOWELL	SR	6.72	1/15/11	0.015	0.00	0.01
200m	11	Gerald PHIRI	SR	20.80	1/22/11	5	0.83	5.83
200m	23	Tran HOWELL	SR	21.05	1/22/11	0.4	0.18	0.58
400m	12	Tabarie HENRY	SR	46.33	1/28/11	4	0.58	4.58
400m	17	Bryan MILLER	SR	46.48	2/12/11	1	0.40	1.40
400m	19	Demetrius PINDER	SR	46.50	2/25/11	0.8	0.37	1.17
800m	19	Joey ROBERTS	JR	1:48.89	2/25/11	0.8	0.26	1.06
H60m	11	Wayne DAVIS II	SO	7.75	2/25/11	5	0.76	5.76
4x400	2	Howell, Pinder, Henry, Preble		3:05.48	2/12/11	18	2.32	20.32
LJ	19	Julian REID	SR	7.67m	25-2 2/25/11	0.8	0.11	0.91
LJ	20	Melvin ECHARD	SR	7.65m	25-1 1/2 2/12/11	0.7	0.05	0.75
LJ	23	Tyron STEWART	SR	7.61m	24-11 1/2 2/25/11	0.4	0.00	0.40
TJ	9	Julian REID	SR	16.13m	52-11 2/25/11	7	0.58	7.58
TJ	31	Melvin ECHARD	SR	15.61m	51-2 1/2 2/25/11	0.04	0.00	0.04
Team Total								74.84

8



Oklahoma

Big 12 Conference

▲ 1

Event	Scrd As	Athlete	Yr	Scored Mark	Date	Pl. Pts.	Bonus	TOTAL
Scored bests come from CURRENT season								
60m	1	Mookie SALAAM	JR	6.54	2/11/11	20	2.08	22.08
200m	8	Mookie SALAAM	JR	20.76	1/28/11	8	1.01	9.01
3000m	22	Kevin WILLIAMS	SO	7:56.58	2/11/11	0.5	0.21	0.71
3000m	26	Kevin SCHWAB	SO	7:57.60	2/4/11	0.15	0.10	0.25
3000m	27	George ALEX	JR	7:58.30	2/4/11	0.125	0.06	0.18
5000m	9	George ALEX	JR	13:45.32	2/11/11	7	0.92	7.92
5000m	12	Kevin SCHWAB	SO	13:47.59	2/11/11	4	0.66	4.66
5000m	20	Kevin WILLIAMS	SO	13:51.05	2/25/11	0.7	0.35	1.05
5000m	23	Bill KOGEL	SO	13:52.00	2/11/11	0.4	0.27	0.67
4x400	9	Bailey, Henry, Salaam, Nix		3:08.89	2/25/11	7	0.67	7.67
DMR	35	Slattery, Nix, Sweeney, Legesse		9:51.42	2/25/11	0.01	0.00	0.01
WT	4	KP SINGH	SR	21.55m	70-8 1/2 2/19/11	14	1.65	15.65
Team Total								69.86

9



Nebraska

Big 12 Conference

▲ 4

Event	Scrd As	Athlete	Yr	Scored Mark	Date	Pl. Pts.	Bonus	TOTAL
Scored bests come from CURRENT season								
800m	26	Tommy BRINN	SO	1:49.20	2/12/11	0.15	0.15	0.30
3000m	29	David ADAMS	SR	7:58.62	1/28/11	0.075	0.03	0.11
5000m	15	David ADAMS	SR	13:48.78	2/11/11	1.5	0.52	2.02
4x400	31	Ukaoma, Rewaka, Lund, Pauly		3:11.34	2/25/11	0.04	0.00	0.04
HJ	15	Paul HAMILTON	SR	2.19m	7-2 1/2 1/22/11	1.5	0.26	1.76
PV	11	Nate POLACEK	JR	5.37m	17-7 1/2 2/18/11	5	0.59	5.59
LJ	9	Nicholas GORDON	SR	7.94m	26- 3/4 2/25/11	7	1.12	8.12
LJ	11	Chris PHIPPS	JR	7.83m	25-8 1/2 2/4/11	5	0.59	5.59
LJ	21	Bobby CARTER	SO	7.64m	25- 1/2 1/28/11	0.6	0.02	0.62
LJ	26	Seth WIEDEL	FR	7.60m	24-11 1/2 2/12/11	0.15	0.00	0.15
TJ	15	Chris PHIPPS	JR	15.97m	52-4 1/2 2/25/11	1.5	0.34	1.84
SP	2	Luke PINKELMAN	JR	20.07m	65-10 1/2 2/25/11	18	2.60	20.60
SP	16	Tyler HITCHLER	JR	18.42m	60-5 1/2 2/18/11	1.25	0.15	1.40
SP	27	Chad WRIGHT	FR	18.04m	59-2 1/2 2/12/11	0.125	0.00	0.13
HEPT	2	Bjorn BARREFORS	JR	5,816	2/25/11	18	2.28	20.28
Team Total								68.56

"Scrd As", short for "Scored As", Standing used for place points portion of performance's score combining preseason data (when applied) to current season data

Numbers in BLACK are both the performance's actual NCAA rank AND "scored as" rank Numbers in RED indicate actual NCAA rank does not exist or is worse than "scored as" rank Numbers in BLUE indicate actual NCAA rank is better than "scored as" rank

USTFCCCA Non-Member

Non-Member Schools Will NOT be ranked, beginning Week 2



## 2011 Indoor Track &amp; Field, Week #6

Only those who score >0.01 pts are shown  
D denotes multiple-event rule in affect

## MEN

10



Texas

Big 12 Conference

▼ 2

Event	Scrd As	Athlete	Yr	Scored Mark	Date	Pl. Pts.	Bonus	TOTAL
Scored bests come from CURRENT season								
▶ 400m	26	Danzell FORTSON	SR	46.75	2/11/11	0.15	0.12	0.27
▶ Mile	24	Patrick MCGREGOR	SO	4:00.85	2/11/11	0.3	0.18	0.48
▶ H60m	1	Keiron STEWART	SO	7.66	2/25/11	20	1.97	21.97
▶ 4x400	17	Thomas, Stewart, Dreyer, Fortson		3:09.92	2/25/11	1	0.28	1.28
▶ HJ	7	Jamal WILSON	SR	2.24m	7-4½	9	1.11	10.11
▶ PV	32	Kenny GREAVES	SR	5.22m	17-1½	0.03	0.00	0.03
▶ LJ	2	Marquise GOODWIN	SO	8.14m	26-8½	18	2.71	20.71
▶ TJ	14	Mark JACKSON	FR	15.98m	52-5½	2	0.35	2.35
▶ TJ	32	Jamal WILSON	SR	15.60m	51-2½	0.03	0.00	0.03
▶ SP	8	Hayden BAILLIO	SO	19.32m	63-4½	8	1.05	9.05
▶ SP	16	Jacob THORMAEHLEN	JR	18.42m	60-5½	1.25	0.15	1.40
▶ SP	26	Brandon DRENON	SR	18.10m	59-4½	0.15	0.00	0.15
▶ HEPT	23	Kenny GREAVES	SR	5,549	1/28/11	0.4	0.00	0.40
▶ HEPT	27	Isaac MURPHY	JR	5,515	1/28/11	0.125	0.00	0.13
Team Total								68.36

12



Stanford

Pacific-10 Conference

▼ 6

Event	Scrd As	Athlete	Yr	Scored Mark	Date	Pl. Pts.	Bonus	TOTAL	
Scored bests come from CURRENT season									
▶ 400m	9	Amaechi MORTON	JR	46.23	1/28/11	7	0.73	7.73	
▶ 800m	23	Dylan FERRIS	JR	1:49.11	1/28/11	0.4	0.18	0.58	
▶ Mile	21	Elliott HEATH	JR	4:00.52	2/25/11	0.6	0.23	0.83	
▶ Mile	23	Andrew BERBERICK	SO	4:00.78	2/11/11	0.4	0.19	0.59	
▶ 3000m	7	Elliott HEATH	JR	7:52.27	1/28/11	9	1.04	10.04	
▶ 3000m	24	John SULLIVAN	SR	7:57.04	2/25/11	0.3	0.15	0.45	
▶ 5000m	2	Elliott HEATH	JR	13:37.77	2/11/11	18	1.80	19.80	
▶ 5000m	13	Miles UNTERREINER	JR	13:48.13	2/25/11	3	0.60	3.60	
▶ 5000m	16	Chris DERRICK	SO	13:49.05	2/25/11	1.25	0.50	1.75	
▶ DMR	4	Sullivan, Morton, Ferris, Heath		9:29.22	1/28/11	14	2.24	16.24	
▶ HJ	12	Jules SHARPE	SO	2.21m	7-3	2/11/11	4	0.49	4.49
Team Total								66.10	

11




Arizona

Pacific-10 Conference

▲ 3

Event	Scrd As	Athlete	Yr	Scored Mark	Date	Pl. Pts.	Bonus	TOTAL	
Scored bests come from CURRENT season									
▶ 200m	36	Chris MCSWAIN	JR	21.13	2/12/11		0.06	0.06	
▶ 800m	15	James EICHBERGER	SO	1:48.43	1/28/11	1.5	0.52	2.02	
▶ Mile	14	Lawi LALANG	FR	3:59.13	2/11/11	2	0.59	2.59	
▶ Mile	35	Abdi HASSAN	JR	4:02.80	2/11/11	0.01	0.00	0.01	
▶ 3000m	17	Lawi LALANG	FR	7:54.32	2/25/11	1	0.61	1.61	
▶ 3000m	20	Stephen SAMBU	JR	7:55.62	1/28/11	0.7	0.34	1.04	
▶ 5000m	4	Stephen SAMBU	JR	13:41.57	2/11/11	14	1.36	15.36	
▶ 5000m	14	Mohamud IGE	SR	13:48.15	2/25/11	2	0.60	2.60	
▶ DMR	2	Hassan, Delfani, Eichberger, Lalang		9:28.87	2/25/11	18	2.32	20.32	
▶ HJ	4	Nick ROSS	SO	2.25m	7-4½	1/15/11	14	1.37	15.37
▶ HJ	12	Edgar RIVERA-MORALES	SO	2.21m	7-3	1/28/11	4	0.49	4.49
▶ SP	20	Korion MORRIS	SR	18.27m	59-11½	2/19/11	0.7	0.03	0.73
▶ SP	23	Bozidar ANTUNOVIC	FR	18.15m	59-6½	1/28/11	0.4	0.00	0.40
Team Total								66.59	

13



Florida State

Atlantic Coast Conference

▼ 2

Event	Scrd As	Athlete	Yr	Scored Mark	Date	Pl. Pts.	Bonus	TOTAL	
Scored bests come from CURRENT season									
▶ 60m	6	Maurice MITCHELL	JR	6.61	2/24/11	10	0.98	10.98	
▶ 60m	14	Kemar HYMAN	JR	6.65	2/24/11	2	0.48	2.48	
▶ 200m	4	Maurice MITCHELL	JR	20.70	2/11/11	14	1.28	15.28	
▶ 200m	6	Brandon BYRAM	SR	20.73	1/28/11	10	1.14	11.14	
▶ 3000m	33	David FORRESTER	SO	8:00.06	2/11/11	0.02	0.00	0.02	
▶ 5000m	31	Michael FOUT	SO	13:56.52	2/11/11	0.04	0.05	0.09	
▶ 4x400	18	Mitchell, Young, Byram, Chibudu		3:10.04	2/11/11	0.9	0.24	1.14	
▶ DMR	18	Smyth, Navarrete, Gibson, Forrester		9:45.80	2/24/11	0.9	0.00	0.90	
▶ LJ	1	Ngonidzashe MAKUSHA	JR	8.15m	26-9	2/24/11	20	2.80	22.80
▶ LJ	27	Madanha CHIBUDU	SR	7.59m	24-11	1/21/11	0.125	0.00	0.13
▶ SP	25	Michael PUTMAN	JR	18.11m	59-5	2/11/11	0.2	0.00	0.20
Team Total								65.16	

"Scrd As", short for "Scored As", Standing used for place points portion of performance's score combining preseason data (when applied) to current season data

Numbers in BLACK are both the performance's actual NCAA rank AND "scored as" rank Numbers in RED indicate actual NCAA rank does not exist or is worse than "scored as" rank Numbers in BLUE indicate actual NCAA rank is better than "scored as" rank

USTFCCCA Non-Member

Non-Member Schools Will NOT be ranked, beginning Week 2



## 2011 Indoor Track &amp; Field, Week #6

Only those who score >0.01 pts are shown  
D denotes multiple-event rule in affect

## MEN

14



Penn State

Big Ten Conference

▼ 4

Event	Scrd As	Athlete	Yr	Scored Mark	Date	Pl. Pts.	Bonus	TOTAL	
Scored bests come from CURRENT season									
▶ 200m	25	Brady GEHRET	FR	21.07	2/26/11	0.2	0.15	0.35	
▶ 400m	10	Brady GEHRET	FR	46.25	2/11/11	6	0.69	6.69	
▶ 800m	5	Casimir LOXSOM	SO	1:47.36	1/28/11	12	1.42	13.42	
▶ 800m	22	Ryan FOSTER	SR	1:49.08	2/26/11	0.5	0.19	0.69	
▶ Mile	11	Ryan FOSTER	SR	3:58.49	1/28/11	5	0.81	5.81	
▶ 4x400	13	Williams, Loxsom, Gehret, Nadolsky		3:09.08	1/28/11	3	0.60	3.60	
▶ DMR	9	Dawson, Nadolsky, Williams, Foster		9:35.68	2/11/11	7	0.90	7.90	
▶ HJ	22	Bryson HARTZLER	SR	2.17m	7-1½	1/8/11	0.5	0.02	0.52
▶ TJ	27	Hanif JOHNSON	SO	15.68m	51-5½	1/15/11	0.125	0.02	0.14
▶ SP	3	Joe KOVACS	SR	19.84m	65-1¼	2/26/11	16	2.05	18.05
▶ SP	10	Blake EATON	SR	18.93m	62-1¼	2/5/11	6	0.58	6.58
Team Total								63.75	

15



Virginia Tech

Atlantic Coast Conference

▲ 8

Event	Scrd As	Athlete	Yr	Scored Mark		Date	Pl. Pts.	Bonus	TOTAL
Scored bests come from CURRENT season									
► Mile	27	Michael HAMMOND	JR	4:01.53		2/18/11	0.125	0.10	0.22
► DMR	17	Judge, McCants, Hagen, Mulherin		9:44.88		2/24/11	1	0.00	1.00
► PV	3	Yavgeniy OLHOVSKY	SR	5.47m	17-11¼	2/18/11	16	2.28	18.28
► PV	5	Stephan MUNZ	SO	5.41m	17-9	2/24/11	12	1.12	13.12
► PV	11	Hunter HALL	SR	5.37m	17-7¾	2/18/11	5	0.59	5.59
► PV	20	Joe DAVIS	JR	5.30m	17-4½	1/28/11	0.7	0.02	0.72
► LJ	33	Jeff ARTIS-GRAY	SO	7.54m	24-9	2/24/11	0.02	0.00	0.02
► TJ	16	Hasheem HALIM	JR	15.94m	52-3¾	2/18/11	1.25	0.30	1.55
► TJ	22	David WILSON	SO	15.78m	51-9¼	2/24/11	0.5	0.13	0.63
► WT	5	Alexander ZIEGLER	SO	21.54m	70-8	2/18/11	12	1.63	13.63
► WT	9	Marcel LOMNICKY	JR	21.03m	69-0	2/24/11	7	0.71	7.71
Team Total									62.48

16



Wisconsin

Big Ten Conference

unch

Event	Scrd As	Athlete	Yr	Scored Mark	Date	Pl. Pts.	Bonus	TOTAL	
Scored bests come from CURRENT season									
▶ 200m	24	Kyle JEFFERSON	JR	21.06	2/26/11	0.3	0.16	0.46	
▶ 200m	40	Gavin ROBERTSON	SO	21.14	1/14/11		0.05	0.05	
▶ 800m	8	Zach MELLON	SO	1:47.87	2/11/11	8	0.98	8.98	
▶ 3000m	8	Maverick DARLING	SO	7:52.31	2/4/11	8	1.03	9.03	
▶ 3000m	23	Reed CONNOR	SO	7:56.77	2/4/11	0.4	0.18	0.58	
▶ 5000m	6	Maverick DARLING	SO	13:43.04	2/11/11	10	1.18	11.18	
▶ 5000m	7	Mohammed AHMED	SO	13:43.96	2/11/11	9	1.08	10.08	
▶ 5000m	25	Reed CONNOR	SO	13:52.39	2/26/11	0.2	0.24	0.44	
▶ 4x400	12	Simmons, Robertson, Bughman, Jefferson		3:09.06	2/10/11	4	0.60	4.60	
▶ SP	22	Danny BLOCK	FR	18.17m	59-7½	1/28/11	0.5	0.00	0.50
▶ HEPT	8	Japheth CATO	FR	5,742	2/26/11	8	1.09	9.09	
▶ HEPT	21	Dave GRZESIAK	JR	5,572	1/28/11	0.6	0.00	0.60	
Team Total								55.61	

17



Kansas State

Big 12 Conference

▲ 2

Event	Scrd As	Athlete	Yr	Scored Mark		Date	Pl. Pts.	Bonus	TOTAL
Scored bests come from CURRENT season									
▶ 60m	14	Martynas JURGILAS	JR	6.65		2/4/11	2	0.48	2.48
▶ H60m	9	Mantas SILKAUSKAS	JR	7.74		2/11/11	7	0.90	7.90
▶ H60m	20	Jeffrey JULMIS	JR	7.78		2/25/11	0.7	0.37	1.07
▶ DMR	26	Hanson, Love, Davies, Porter		9:49.23		2/25/11	0.15	0.00	0.15
▶ HJ	1	Erik KYNARD	SO	2.33m	7-7½	2/11/11	20	4.15	24.15
▶ HEPT	6	Mantas SILKAUSKAS	JR	5,751		2/25/11	10	1.20	11.20
▶ HEPT	10	Moritz CLEVE	SR	5,698		2/25/11	6	0.58	6.58
Team Total									53.52

"Scrd As", short for "Scored As", Standing used for place points portion of performance's score combining preseason data (when applied) to current season data

Numbers in BLACK are both the performance's actual NCAA rank AND "scored as" rank Numbers in RED indicate actual NCAA rank does not exist or is worse than "scored as" rank Numbers in BLUE indicate actual NCAA rank is better than "scored as" rank

USTFCCCA Non-Member

Non-Member Schools Will NOT be ranked, beginning Week 2



## 2011 Indoor Track &amp; Field, Week #6

Only those who score >0.01 pts are shown  
D denotes multiple-event rule in affect

## MEN

18



Texas Tech

Big 12 Conference

unch

Event	Scrd As	Athlete	Yr	Scored Mark		Date	Pl. Pts.	Bonus	TOTAL
Scored bests come from CURRENT season									
▶ 60m	12	Markus HENDERSON	JR	6.64		1/21/11	4	0.58	4.58
▶ 200m	32	Markus HENDERSON	JR	21.11		1/21/11	0.03	0.09	0.12
▶ 400m	14	Gil ROBERTS	SR	46.39		2/25/11	2	0.50	2.50
▶ H60m	9	Bryce BROWN	SR	7.74		1/21/11	7	0.90	7.90
▶ H60m	24	Brandon TUCKER	JR	7.80		2/25/11	0.3	0.16	0.46
▶ H60m	25	Jamele MASON	JR	7.83		2/11/11	0.2	0.00	0.20
▶ 4x400	7	Mason, Roberts, Brathwaite, Brown		3:08.46		2/25/11	9	0.83	9.83
▶ HJ	10	Darrell RODDICK	SR	2.22m	7-3½	1/28/11	6	0.64	6.64
▶ PV	20	Kyal MEYERS	FR	5.30m	17-4½	2/25/11	0.7	0.02	0.72
▶ LJ	6	Bryce LAMB	SO	7.98m	26-2½	1/21/11	10	1.36	11.36
▶ TJ	8	Darrell RODDICK	SR	16.23m	53-3	2/25/11	8	0.79	8.79
▶ TJ	25	Dellon WILLIAMS	JR	15.72m	51-7	2/11/11	0.2	0.06	0.26
Team Total									53.37

20



Ohio State

Big Ten Conference

▲ 2

Event	Scrd As	Athlete	Yr	Scored Mark		Date	Pl. Pts.	Bonus	TOTAL
Scored bests come from CURRENT season									
▶ 200m	25	Thomas MURDAUGH	JR	21.07		2/26/11	0.2	0.15	0.35
▶ 400m	8	Thomas MURDAUGH	JR	46.21		2/26/11	8	0.76	8.76
▶ Mile	7	Cory LESLIE	JR	3:57.97		1/28/11	9	1.01	10.01
▶ H60m	30	Demoye BOGLE	FR	7.88		2/26/11	0.05	0.00	0.05
▶ 4x400	19	Smith, Murdaugh, Bogle, Hall		3:10.13		2/11/11	0.8	0.21	1.01
▶ DMR	34	Fallon, Roberts, Hall, Leslie		9:51.20		2/26/11	0.015	0.00	0.01
▶ LJ	10	Mike HARTFIELD	SO	7.85m	25-9½	2/26/11	6	0.65	6.65
▶ TJ	18	Mike HARTFIELD	SO	15.80m	51-10	2/11/11	0.9	0.15	1.05
▶ SP	4	Matt DECHANT	JR	19.82m	65-½	1/28/11	14	2.00	16.00
▶ SP	32	Tyler BRANCH	JR	17.87m	58-7½	1/28/11	0.03	0.00	0.03
▶ WT	11	Max MAYS	JR	20.88m	68-6	1/28/11	5	0.47	5.47
▶ WT	16	Matt DECHANT	JR	20.51m	67-3½	2/19/11	1.25	0.16	1.41
Team Total									50.82

19



Minnesota

Big Ten Conference

▲ 1

Event	Scrd As	Athlete	Yr	Scored Mark	Date	Pl. Pts.	Bonus	TOTAL	
Scored bests come from CURRENT season									
▶ 800m	20	Nick HUTTON	SO	1:49.02	2/11/11	0.7	0.20	0.90	
▶ 800m	33	Travis BURKSTRAND	SO	1:49.66	2/26/11	0.02	0.03	0.05	
▶ Mile	15	Ben BLANKENSHIP	JR	3:59.34	2/26/11	1.5	0.54	2.04	
▶ 3000m	9	Ben BLANKENSHIP	JR	7:52.52	2/11/11	7	0.99	7.99	
▶ 4x400	30	Holton, Bradley, Hanson, Abda		3:11.24	1/29/11	0.05	0.00	0.05	
▶ DMR	13	Abda, Hutton, Burkstrand, Blankenship		9:39.35	2/11/11	3	0.38	3.38	
▶ PV	5	Ben PETERSON	SR	5.41m	17-9	2/10/11	12	1.12	13.12
▶ PV	28	Brock SPANDL	SR	5.26m	17-3	1/27/11	0.1	0.00	0.10
▶ SP	21	Trey DAVIS	JR	18.22m	59-9½	2/26/11	0.6	0.00	0.60
▶ WT	2	Micah HEGERLE	SO	21.73m	71-3½	2/18/11	18	2.06	20.06
▶ WT	21	Quentin MEGE	SO	20.36m	66-9½	2/26/11	0.6	0.04	0.64
▶ HEPT	18	Brock SPANDL	SR	5,645	1/27/11	0.9	0.20	1.10	
▶ HEPT	19	Joey SCHWECKE	SR	5,629	2/26/11	0.8	0.10	0.90	
Team Total								50.94	

21



Alabama

Southeastern Conference

▼ 4

Event	Scrd As	Athlete	Yr	Scored Mark	Date	Pl. Pts.	Bonus	TOTAL	
Scored bests come from CURRENT season									
▶ 200m	1	Kirani JAMES	SO	20.58	1/21/11	D 20	1.82	3.82	
▶ 400m	1	Kirani JAMES	SO	44.80	2/25/11	20	3.40	23.40	
▶ 800m	6	Fred SAMOEI	SR	1:47.41	2/11/11	10	1.37	11.37	
▶ Mile	33	Fred SAMOEI	SR	4:02.47	2/4/11	0.02	0.00	0.02	
▶ 3000m	21	Emmanuel BOR	SR	7:56.09	2/11/11	0.6	0.28	0.88	
▶ DMR	8	Rop, James, Samoei, Bor		9:33.81	2/11/11	8	1.25	9.25	
▶ HJ	28	Tyler CAMPBELL	JR	2.15m	7-½	2/25/11	0.1	0.00	0.10
▶ LJ	23	Kamal FULLER	FR	7.61m	24-11½	2/11/11	0.4	0.00	0.40
Team Total								49.24	

"Scrd As", short for "Scored As", Standing used for place points portion of performance's score combining preseason data (when applied) to current season data

Numbers in BLACK are both the performance's actual NCAA rank AND "scored as" rank Numbers in RED indicate actual NCAA rank does not exist or is worse than "scored as" rank Numbers in BLUE indicate actual NCAA rank is better than "scored as" rank

USTFCCCA Non-Member

Non-Member Schools Will NOT be ranked, beginning Week 2





## 2011 Indoor Track &amp; Field, Week #6

Only those who score >0.01 pts are shown  
D denotes multiple-event rule in affect

## MEN

22




Washington

Pacific-10 Conference

▼ 1

Event	Scrd As	Athlete	Yr	Scored Mark	Date	Pl. Pts.	Bonus	TOTAL
Scored bests come from CURRENT season								
▶ 3000m	11	Colton TULLY-DOYLE	SR	7:53.13	2/11/11	5	0.86	5.86
▶ 5000m	28	James CAMERON	SO	13:54.77	2/25/11	0.1	0.12	0.22
▶ DMR	11	Soberanis, Dunn, Styk, Tully-Doyle		9:38.23	2/25/11	5	0.54	5.54
▶ PV	1	Scott ROTH	SR	5.51m 18-1	1/28/11	20	3.08	23.08
▶ PV	14	Ryan VU	SR	5.36m 17-7	2/11/11	2	0.45	2.45
▶ HEPT	7	Jeremy TAIWO	SO	5,746	1/28/11	9	1.14	10.14
Team Total								47.29

25



Clemson

Atlantic Coast Conference

unch

Event	Scrd As	Athlete	Yr	Scored Mark	Date	Pl. Pts.	Bonus	TOTAL
Scored bests come from CURRENT season								
▶ 60m	14	Justin MURDOCK	JR	6.65	2/11/11	2	0.48	2.48
▶ 60m	30	Warren FRASER	SO	6.71	1/28/11	0.05	0.04	0.09
▶ H60m	5	Spencer ADAMS	SO	7.73	2/11/11	12	1.03	13.03
▶ 4x400	21	Murdock, Moss, Rispress, Jackson		3:10.47	2/24/11	0.6	0.09	0.69
▶ HEPT	1	Miller MOSS	SR	5,903	1/28/11	20	3.78	23.78
Team Total								40.07

23



Iowa

Big Ten Conference

▼ 8

Event	Scrd As	Athlete	Yr	Scored Mark	Date	Pl. Pts.	Bonus	TOTAL
Scored bests come from CURRENT season								
▶ 60m	27	Justin AUSTIN	JR	6.69	2/26/11	0.125	0.14	0.26
▶ 200m	12	Justin AUSTIN	JR	20.83	2/26/11	4	0.71	4.71
▶ 400m	27	Steven WILLEY	SR	46.79	2/26/11	0.125	0.09	0.22
▶ 800m	10	Erik SOWINSKI	JR	1:47.98	2/11/11	6	0.89	6.89
▶ Mile	18	Jeff THODE	SO	4:00.20	2/26/11	0.9	0.31	1.21
▶ H60m	11	Jordan MULLEN	SO	7.75	1/21/11	5	0.76	5.76
▶ 4x400	6	Richards, Holmes, Sowinski, Willey		3:07.84	1/28/11	10	1.06	11.06
▶ TJ	5	Troy DORIS	JR	16.46m 54-0	1/28/11	12	1.35	13.35
Team Total								43.46

26



Liberty

Big South Conference

▲ 1

Event	Scrd As	Athlete	Yr	Scored Mark	Date	Pl. Pts.	Bonus	TOTAL
Scored bests come from CURRENT season								
▶ 3000m	4	Sam CHELANGA	SR	7:50.92	2/11/11	14	1.33	15.33
▶ 5000m	1	Sam CHELANGA	SR	13:37.55	1/28/11	20	1.83	21.83
▶ SP	35	Ryan SMITH	SO	17.84m 58-6½	2/11/11	0.01	0.00	0.01
Team Total								37.16

27



NC State

Atlantic Coast Conference

▲ 11

Event	Scrd As	Athlete	Yr	Scored Mark	Date	Pl. Pts.	Bonus	TOTAL
Scored bests come from CURRENT season								
▶ 60m	9	TJ GRAHAM	SO	6.62	2/24/11	7	0.82	7.82
▶ 200m	9	TJ GRAHAM	SO	20.79	2/24/11	7	0.87	7.87
▶ Mile	31	Ryan HILL	SO	4:02.33	2/4/11	0.04	0.00	0.04
▶ 3000m	3	Ryan HILL	SO	7:50.78	2/11/11	16	1.36	17.36
▶ DMR	16	Henken, Walker, Dame, Hill		9:43.31	2/24/11	1.25	0.09	1.34
Team Total								34.43

24



Mississippi State

Southeastern Conference

▲ 9

Event	Scrd As	Athlete	Yr	Scored Mark	Date	Pl. Pts.	Bonus	TOTAL
Scored bests come from CURRENT season								
▶ 60m	3	D'Angelo CHERRY	JR	6.56	2/26/11	16	1.76	17.76
▶ 200m	19	Tavaris TATE	SO	20.99	2/12/11	0.8	0.27	1.07
▶ 400m	13	Tavaris TATE	SO	46.35	1/28/11	3	0.55	3.55
▶ 4x400	11	Barnaby, Harris, Mayers, Tate		3:08.97	1/28/11	5	0.64	5.64
▶ HJ	4	James HARRIS	FR	2.25m 7-4½	2/26/11	14	1.37	15.37
Team Total								43.39

"Scrd As", short for "Scored As", Standing used for place points portion of performance's score combining preseason data (when applied) to current season data

Numbers in BLACK are both the performance's actual NCAA rank AND "scored as" rank Numbers in RED indicate actual NCAA rank does not exist or is worse than "scored as" rank Numbers in BLUE indicate actual NCAA rank is better than "scored as" rank

USTFCCCA Non-Member

Non-Member Schools Will NOT be ranked, beginning Week 2



## 2011 Indoor Track &amp; Field, Week #6

Only those who score >0.01 pts are shown  
D denotes multiple-event rule in affect

## MEN

28



Mississippi

Southeastern Conference

unch

Event	Scrd As	Athlete	Yr	Scored Mark	Date	Pl. Pts.	Bonus	TOTAL	
Scored bests come from CURRENT season									
▶ 60m	9	Michael GRANGER	SO	6.62	2/11/11	7	0.82	7.82	
▶ 200m	36	Jonathan JUIN	SR	21.13	2/25/11		0.06	0.06	
▶ 4x400	25	Oliver, Bush, Daniels, Moore		3:10.79	2/4/11	0.2	0.03	0.23	
▶ HJ	2	Ricky ROBERTSON	SO	2.28m	7-5%	1/22/11	18	2.41	20.41
▶ LJ	13	Caleb LEE	JR	7.79m	25-6%	2/4/11	3	0.47	3.47
Team Total								32.00	

29



Iona

Metro Atlantic Athletic Conference

▲ 3

Event	Scrd As	Athlete	Yr	Scored Mark	Date	Pl. Pts.	Bonus	TOTAL
Scored bests come from CURRENT season								
▶ 3000m	5	Leonard KORIR	JR	7:51.40	1/28/11	12	1.23	13.23
▶ 5000m	3	Leonard KORIR	JR	13:40.62	2/11/11	16	1.47	17.47
Team Total								30.69

30



Georgia

Southeastern Conference

▼ 6

Event	Scrd As	Athlete	Yr	Scored Mark		Date	Pl. Pts.	Bonus	TOTAL
Scored bests come from CURRENT season									
▶ 200m	36	Waymon STOREY	FR	21.13		2/11/11		0.06	0.06
▶ 400m	3	Torrin LAWRENCE	JR	45.82		2/25/11	16	1.48	17.48
▶ 800m	12	Aaron EVANS	JR	1:48.07		2/11/11	4	0.81	4.81
▶ 4x400	10	Storey, Lawrence, Evans, Adams		3:08.90		2/25/11	6	0.66	6.66
▶ TJ	34	Aaron LAGARDE	JR	15.59m	51-1¾	2/4/11	0.015	0.00	0.01
▶ WT	25	Justin WELCH	FR	20.25m	66-5½	2/25/11	0.2	0.00	0.20
▶ HEPT	20	Michael AYERS	JR	5,578		2/25/11	0.7	0.00	0.70
Team Total									29.92

31



Auburn

Southeastern Conference

▼ 5

Event	Scrd As	Athlete	Yr	Scored Mark	Date	Pl. Pts.	Bonus	TOTAL	
Scored bests come from CURRENT season									
▶ 60m	11	Harry ADAMS	SO	6.63	2/25/11	5	0.69	5.69	
▶ 60m	30	Keenan BROCK	FR	6.71	2/4/11	0.05	0.04	0.09	
▶ 200m	31	Michael DEHAVEN	SR	21.09	2/25/11	0.04	0.12	0.16	
▶ 5000m	33	Ben CHERUIYOT	JR	13:57.87	2/11/11	0.02	0.00	0.02	
▶ HJ	25	DJ SMITH	FR	2.16m	7-1	2/10/11	0.2	0.00	0.20
▶ SP	6	Stephen SAENZ	FR	19.51m	64-¾	2/10/11	10	1.36	11.36
▶ SP	7	Eric WERSKEY	SR	19.48m	63-11	2/25/11	9	1.31	10.31
Team Total								27.83	

32



UCLA

Pacific-10 Conference

▼ 1

Event	Scrd As	Athlete	Yr	Scored Mark		Date	Pl. Pts.	Bonus	TOTAL
Scored bests come from CURRENT season									
▶ 800m	4	Cory PRIMM	SR	1:47.31		2/11/11	14	1.46	15.46
▶ Mile	30	Cory PRIMM	SR	4:02.10		1/28/11	0.05	0.02	0.07
▶ DMR	14	Primm, MacQuitty, Powell, Crawford		9:39.62		1/28/11	2	0.34	2.34
▶ PV	27	Greg WOEPSE	SR	5.27m	17-3½	2/25/11	0.125	0.00	0.13
▶ TJ	12	Jonathan CLARK	SR	16.08m	52-9¾	2/25/11	4	0.47	4.47
▶ WT	12	Alec FALDERMEYER	FR	20.78m	68-2¾	2/4/11	4	0.37	4.37
▶ HEPT	34	Casey DICESARE	JR	5,414		2/25/11	0.015	0.00	0.01
Team Total									26.86

33



Montana State

Big Sky Conference

▲ 4

Event	Scrd As	Athlete	Yr	Scored Mark		Date	Pl. Pts.	Bonus	TOTAL
Scored bests come from CURRENT season									
▶ 800m	2	Patrick CASEY	SO	1:47.08		2/11/11	D 18	1.66	3.66
▶ Mile	1	Patrick CASEY	SO	3:54.59		2/4/11	20	2.37	22.37
▶ DMR	32	Casey, Melone, Jarvi, Jackson		9:50.63		2/25/11	0.03	0.00	0.03
▶ WT	33	David PHILLIPS	JR	19.93m	65-4¾	2/25/11	0.02	0.00	0.02
Team Total									26.08

"Scrd As", short for "Scored As", Standing used for place points portion of performance's score combining preseason data (when applied) to current season data

Numbers in BLACK are both the performance's actual NCAA rank AND "scored as" rank Numbers in RED indicate actual NCAA rank does not exist or is worse than "scored as" rank Numbers in BLUE indicate actual NCAA rank is better than "scored as" rank

USTFCCCA Non-Member

Non-Member Schools Will NOT be ranked, beginning Week 2





## 2011 Indoor Track &amp; Field, Week #6

Only those who score >0.01 pts are shown  
D denotes multiple-event rule in affect

## MEN

34



Kansas

Big 12 Conference

▲ 2

Event	Scrd As	Athlete	Yr	Scored Mark	Date	Pl. Pts.	Bonus	TOTAL	
Scored bests come from CURRENT season									
▶ 400m	22	Kyle CLEMONS	SO	46.65	2/25/11	0.5	0.19	0.69	
▶ 4x400	22	Marx, Toussaint, Manley, Clemons		3:10.54	2/10/11	0.5	0.08	0.58	
▶ SP	1	Mason FINLEY	SO	20.71m	67-11½	1/14/11	20	4.14	24.14
Team Total								25.41	

35



Illinois

Big Ten Conference

unch

Event	Scrd As	Athlete	Yr	Scored Mark		Date	Pl. Pts.	Bonus	TOTAL
Scored bests come from CURRENT season									
▶ 60m	34	Andrew RILEY	JR	6.72		2/26/11	0.015	0.00	0.01
▶ 200m	44	Stanley AZIE	SR	21.16		1/21/11		0.02	0.02
▶ H60m	2	Andrew RILEY	JR	7.69		2/11/11	18	1.56	19.56
▶ DMR	28	Farnsworth, Zebe, Lynn, Engnell		9:49.31		2/11/11	0.1	0.00	0.10
▶ PV	23	Matthew BANE	FR	5.28m	17-3¾	2/26/11	0.4	0.00	0.40
▶ WT	12	Davis FRAKER	FR	20.78m	68-2¾	1/21/11	4	0.37	4.37
▶ WT	20	Matt MCHUGH	SR	20.41m	66-11½	1/29/11	0.7	0.08	0.78
Team Total									25.25

36



Northern Arizona

Big Sky Conference

▲ 3

Event	Scrd As	Athlete	Yr	Scored Mark	Date	Pl. Pts.	Bonus	TOTAL
Scored bests come from CURRENT season								
3000m	6	Diego ESTRADA	SO	7:52.18	2/11/11	10	1.06	11.06
5000m	5	Diego ESTRADA	SO	13:42.64	2/19/11	12	1.23	13.23
Team Total								24.29

37



Southern California

Pacific-10 Conference

▲ 3

Event	Scrd As	Athlete	Yr	Scored Mark	Date	Pl. Pts.	Bonus	TOTAL
Scored bests come from CURRENT season								
H60m	3	Oscar SPURLOCK	SR	7.71	2/4/11	16	1.29	17.29
H60m	11	Brendan AMES	SR	7.75	2/4/11	5	0.76	5.76
Team Total								23.06

38



Duke

Atlantic Coast Conference

▲ 40

Event	Scrd As	Athlete	Yr	Scored Mark		Date	Pl. Pts.	Bonus	TOTAL
Scored bests come from CURRENT season									
► Mile	29	Ryan MCDERMOTT	SR	4:02.06		2/18/11	0.075	0.03	0.10
► DMR	19	DeMatteo, Raskin, Beach, Lund		9:46.17		2/4/11	0.8	0.00	0.80
► HJ	22	Tanner ANDERSON	FR	2.17m	7-1½	2/4/11	0.5	0.02	0.52
► HEPT	2	Curtis BEACH	SO	5,816		2/24/11	18	2.28	20.28
Team Total									21.71

39



Tennessee

Southeastern Conference

▲ 2

Event	Scrd As	Athlete	Yr	Scored Mark		Date	Pl. Pts.	Bonus	TOTAL
Scored bests come from CURRENT season									
▶ 60m	19	Dentarius LOCKE	FR	6.66		2/4/11	0.8	0.38	1.18
▶ 200m	22	Dentarius LOCKE	FR	21.02		2/25/11	0.5	0.22	0.72
▶ 4x400	32	Dailey, Nelvis, Tucker, Locke		3:11.37		2/25/11	0.03	0.00	0.03
▶ DMR	21	Bell, Benson, Franklin, Sigilai		9:47.45		2/25/11	0.6	0.00	0.60
▶ PV	9	Joe BERRY	SR	5.40m	17-8½	2/4/11	7	0.99	7.99
▶ LJ	7	Justin HUNTER	FR	7.96m	26-1½	1/28/11	9	1.24	10.24
▶ LJ	33	Desmond BROWN	SO	7.54m	24-9	2/25/11	0.02	0.00	0.02
Team Total									20.78

"Scrd As", short for "Scored As", Standing used for place points portion of performance's score combining preseason data (when applied) to current season data

Numbers in BLACK are both the performance's actual NCAA rank AND "scored as" rank Numbers in RED indicate actual NCAA rank does not exist or is worse than "scored as" rank Numbers in BLUE indicate actual NCAA rank is better than "scored as" rank

USTFCCCA Non-Member

Non-Member Schools Will NOT be ranked, beginning Week 2



## 2011 Indoor Track &amp; Field, Week #6

Only those who score >0.01 pts are shown  
D denotes multiple-event rule in affect

## MEN

40



Missouri

Big 12 Conference

▲ 9

Event	Scrd As	Athlete	Yr	Scored Mark	Date	Pl. Pts.	Bonus	TOTAL	
Scored bests come from CURRENT season									
▶ PV	10	Brian HANCOCK	SR	5.38m	17-7½	2/18/11	6	0.72	6.72
▶ HEPT	5	Lars RISE	SR	5,756		2/25/11	12	1.25	13.25
Team Total								19.98	

41



Houston

Conference USA

▼ 12

Event	Scrd As	Athlete	Yr	Scored Mark	Date	Pl. Pts.	Bonus	TOTAL	
Scored bests come from CURRENT season									
▶ 60m	34	Errol NOLAN	SO	6.72	1/22/11	0.015	0.00	0.01	
▶ 200m	25	Kelvin FURLOUGH	JR	21.07	2/25/11	0.2	0.15	0.35	
▶ 200m	32	Errol NOLAN	SO	21.11	2/12/11	0.03	0.09	0.12	
▶ 400m	15	Errol NOLAN	SO	46.46	2/4/11	1.5	0.42	1.92	
▶ 400m	25	Kelvin FURLOUGH	JR	46.69	2/12/11	0.2	0.15	0.35	
▶ 4x400	8	Furlough, Kelley, Irabor, Nolan		3:08.52	12/11/10	8	0.80	8.80	
▶ TJ	10	Chris CARTER	SR	16.12m	52-10½	1/22/11	6	0.56	6.56
▶ TJ	29	Lamar DELANEY	SR	15.66m	51-4½	2/25/11	0.075	0.00	0.08
▶ HEPT	16	Wesley BRAY	SR	5,671	2/25/11	1.25	0.35	1.60	
Team Total								19.79	

42



Middle Tennessee

Sun Belt Conference

▲ 73

Event	Scrd As	Athlete	Yr	Scored Mark	Date	Pl. Pts.	Bonus	TOTAL
Scored bests come from CURRENT season								
▶ 200m	2	Noah AKWU	SO	20.61	2/27/11	18	1.69	19.69
▶ 400m	32	Noah AKWU	SO	46.93	2/27/11	0.03	0.01	0.04
▶ TJ	32	Josh BUTLER	SR	15.60m	51-2½ 1/22/11	0.03	0.00	0.03
Team Total								19.76

43



George Mason

Colonial Athletic Association

▲ 2

Event	Scrd As	Athlete	Yr	Scored Mark		Date	Pl. Pts.	Bonus	TOTAL
Scored bests come from CURRENT season									
▶ 800m	3	Chris CARRINGTON	SO	1:47.30		2/11/11	16	1.47	17.47
▶ H60m	31	Lavell HANDY	JR	7.89		2/4/11	0.04	0.00	0.04
▶ 4x400	29	Vaughn, Vaughn, Bullard, Verburg		3:11.12		2/18/11	0.075	0.00	0.08
▶ TJ	17	Lavell HANDY	JR	15.82m	51-11	2/27/11	1	0.17	1.17
Team Total									18.76

44




Baylor

Big 12 Conference

▼ 14

Event	Scrd As	Athlete	Yr	Scored Mark	Date	Pl. Pts.	Bonus	TOTAL
Scored bests come from CURRENT season								
▶ 60m	21	Woodrow RANDALL	JR	6.67	2/25/11	0.6	0.27	0.87
▶ 200m	14	Whitney PREVOST	SR	20.88	1/15/11	2	0.56	2.56
▶ 200m	32	Marcus BOYD	SR	21.11	1/28/11	0.03	0.09	0.12
▶ 200m	45	Woodrow RANDALL	JR	21.17	2/12/11		0.00	0.00
▶ 400m	22	Marcus BOYD	SR	46.65	2/25/11	0.5	0.19	0.69
▶ 800m	35	Gavyn NERO	SO	1:49.72	2/12/11	0.01	0.01	0.02
▶ 4x400	5	Prevost, Boyd, Gilreath, Hewitt		3:05.92	2/12/11	12	2.06	14.06
▶ DMR	24	Flowers, Hewitt, Gilreath, Nero		9:48.67	2/25/11	0.3	0.00	0.30
Team Total								18.64

45



Southern Illinois

Missouri Valley Conference

▼ 1

Event	Scrd As	Athlete	Yr	Scored Mark	Date	Pl. Pts.	Bonus	TOTAL
Scored bests come from CURRENT season								
▶ 5000m	27	Jeff SCHIRMER	SR	13:53.60	1/28/11	0.125	0.16	0.29
▶ WT	3	J.C. LAMBERT	JR	21.58m	70-9% 2/4/11	16	1.72	17.72
Team Total								18.01

"Scrd As", short for "Scored As", Standing used for place points portion of performance's score combining preseason data (when applied) to current season data

Numbers in BLACK are both the performance's actual NCAA rank AND "scored as" rank Numbers in RED indicate actual NCAA rank does not exist or is worse than "scored as" rank Numbers in BLUE indicate actual NCAA rank is better than "scored as" rank

USTFCCCA Non-Member

Non-Member Schools Will NOT be ranked, beginning Week 2



## 2011 Indoor Track &amp; Field, Week #6

Only those who score >0.01 pts are shown  
D denotes multiple-event rule in affect

## MEN

46



Tulsa

Conference USA

▼ 3

Event	Scrd As	Athlete	Yr	Scored Mark	Date	Pl. Pts.	Bonus	TOTAL
Scored bests come from CURRENT season								
► Mile	3	Chris O'HARE	SO	3:56.48	2/11/11	16	1.61	17.61
► DMR	23	O'Hare, Tabb, Duncan, Stones		9:48.07	2/11/11	0.4	0.00	0.40
Team Total								18.01

47



California

Pacific-10 Conference

▼ 5

Event	Scrd As	Athlete	Yr	Scored Mark	Date	Pl. Pts.	Bonus	TOTAL
Scored bests come from CURRENT season								
► 3000m	32	Collin JARVIS	FR	7:59.85	1/28/11	0.03	0.00	0.03
► H60m	19	Ray STEWART	SO	7.77	2/11/11	0.8	0.50	1.30
► DMR	12	Jarvis, Corley, Locklear, Sodaro		9:38.69	2/25/11	4	0.47	4.47
► TJ	10	Hammed SULEMAN	SO	16.12m 52-10%	2/25/11	6	0.56	6.56
► HEPT	11	Michael MORRISON	SR	5,694	2/25/11	5	0.54	5.54
Team Total								17.90

48



Miami (Fla.)

Atlantic Coast Conference

▼ 1

Event	Scrd As	Athlete	Yr	Scored Mark	Date	Pl. Pts.	Bonus	TOTAL
Scored bests come from CURRENT season								
► 60m	28	Travis BENJAMIN	JR	6.70	1/28/11	0.1	0.09	0.19
► H60m	3	Devon HILL	JR	7.71	2/4/11	16	1.29	17.29
Team Total								17.48

49



Virginia

Atlantic Coast Conference

▼ 3

Event	Scrd As	Athlete	Yr	Scored Mark	Date	Pl. Pts.	Bonus	TOTAL
Scored bests come from CURRENT season								
► 800m	27	Anthony KOSTELAC	FR	1:49.24	2/24/11	0.125	0.14	0.27
► 3000m	28	Emil HEINEKING	JR	7:58.36	2/11/11	0.1	0.05	0.15
► 5000m	35	Ryan COLLINS	JR	13:58.54	2/11/11	0.01	0.00	0.01
► H60m	11	Adams ABDULRAZAAQ	SR	7.75	1/21/11	5	0.76	5.76
► DMR	10	Johnson, Anding, Kostelac, Todd		9:36.41	2/4/11	6	0.80	6.80
► TJ	13	Marcus ROBINSON	JR	16.05m 52-8	2/24/11	3	0.42	3.42
Team Total								16.42

50



Indiana State

Missouri Valley Conference

▲ 2

Event	Scrd As	Athlete	Yr	Scored Mark	Date	Pl. Pts.	Bonus	TOTAL
Scored bests come from CURRENT season								
► HJ	4	Major CLAY	JR	2.25m 7-4½	2/11/11	14	1.37	15.37
Team Total								15.37

51



South Carolina

Southeastern Conference

▼ 1

Event	Scrd As	Athlete	Yr	Scored Mark	Date	Pl. Pts.	Bonus	TOTAL
Scored bests come from CURRENT season								
► 200m	45	Antonio SALES	SR	21.17	2/25/11		0.00	0.00
► 4x400	16	Gravesande, Carter, Sales, Anderson		3:09.44	2/11/11	1.25	0.46	1.71
► HJ	15	David WILKINS	SO	2.19m 7-2½	2/25/11	1.5	0.26	1.76
► PV	17	Matt SHULER	SR	5.35m 17-6½	2/11/11	1	0.36	1.36
► TJ	28	Lincoln CARR	SO	15.67m 51-5	2/4/11	0.1	0.01	0.11
► WT	7	Mike ZAJAC	SR	21.27m 69-9½	2/19/11	9	1.08	10.08
Team Total								15.02

"Scrd As", short for "Scored As", Standing used for place points portion of performance's score combining preseason data (when applied) to current season data

Numbers in BLACK are both the performance's actual NCAA rank AND "scored as" rank Numbers in RED indicate actual NCAA rank does not exist or is worse than "scored as" rank Numbers in BLUE indicate actual NCAA rank is better than "scored as" rank

USTFCCCA Non-Member

Non-Member Schools Will NOT be ranked, beginning Week 2



## 2011 Indoor Track &amp; Field, Week #6

Only those who score >0.01 pts are shown  
D denotes multiple-event rule in affect

## MEN

52



Oral Roberts

The Summit League

▲ 1

Event	Scrd As	Athlete	Yr	Scored Mark		Date	Pl. Pts.	Bonus	TOTAL
Scored bests come from CURRENT season									
▶ 4x400	23	Roberts, Williams, Parker, Gibson		3:10.55		2/10/11	0.4	0.08	0.48
▶ PV	5	Jack WHITT	SO	5.41m	17-9	1/12/11	12	1.12	13.12
▶ LJ	18	Clive CHAFAUSIPO	JR	7.70m	25-3¼	1/22/11	0.9	0.20	1.10
Team Total									14.70

53



New Mexico

Mountain West Conference

▲ 30

Event	Scrd As	Athlete	Yr	Scored Mark	Date	Pl. Pts.	Bonus	TOTAL	
Scored bests come from CURRENT season									
▶ 800m	28	Gabe ARAGON	FR	1:49.48	2/11/11	0.1	0.08	0.18	
▶ 800m	29	Sam EVANS	SO	1:49.52	2/11/11	0.075	0.07	0.14	
▶ Mile	17	Ross MILLINGTON	SO	3:59.86	1/28/11	1	0.40	1.40	
▶ 3000m	16	Ross MILLINGTON	SO	7:54.08	2/11/11	1.25	0.66	1.91	
▶ DMR	7	Bishop, Evans, Aragon, Millington		9:32.50	2/24/11	9	1.53	10.53	
▶ PV	32	Logan PFLIBSEN	FR	5.22m	17-1½	2/11/11	0.03	0.00	0.03
▶ HEPT	25	Richard YORK	SO	5,537	2/4/11	0.2	0.00	0.20	
Team Total								14.39	

54



Binghamton

America East Conference

unch

Event	Scrd As	Athlete	Yr	Scored Mark	Date	Pl. Pts.	Bonus	TOTAL
Scored bests come from CURRENT season								
▶ Mile	5	Erik VAN INGEN	SR	3:57.11	2/11/11	12	1.36	13.36
▶ 3000m	30	Erik VAN INGEN	SR	7:58.72	1/28/11	0.05	0.03	0.08
▶ 4x400	33	Smith, Gilbert, Haupt, Arnett		3:11.58	2/18/11	0.02	0.00	0.02
Team Total								13.45

55




Stephen F. Austin

Southland Conference

▲ 1

Event	Scrd As	Athlete	Yr	Scored Mark		Date	Pl. Pts.	Bonus	TOTAL
Scored bests come from CURRENT season									
▶ H60m	5	Nick MCCLOUD	JR	7.73		2/19/11	12	1.03	13.03
▶ SP	24	Jon ARTHUR	JR	18.13m	59-5½	2/25/11	0.3	0.00	0.30
Team Total									13.33

56




Idaho

Western Athletic Conference

▼ 1

Event	Scrd As	Athlete	Yr	Scored Mark		Date	Pl. Pts.	Bonus	TOTAL
Scored bests come from CURRENT season									
▶ PV	5	Jeremy KLAS	JR	5.41m	17-9	2/18/11	12	1.12	13.12
▶ SP	29	Eugenio MANNUCCI	SR	17.99m	59-¾	2/24/11	0.075	0.00	0.08
Team Total									13.20

57



Connecticut

BIG EAST Conference

▲ 42

Event	Scrd As	Athlete	Yr	Scored Mark	Date	Pl. Pts.	Bonus	TOTAL	
Scored bests come from CURRENT season									
▶ 800m	6	Michael RUTT	SR	1:47.41	2/25/11	10	1.37	11.37	
▶ 800m	31	Tim BENNATAN	SO	1:49.60	2/25/11	0.04	0.04	0.08	
▶ HJ	28	Noel JAMES	SO	2.15m	7-½	1/29/11	0.1	0.00	0.10
▶ SP	31	Mike ALLEMAN	JR	17.96m	58-11¼	2/11/11	0.04	0.00	0.04
▶ HEPT	31	Aaron KING	JR	5,444	2/18/11	0.04	0.00	0.04	
Team Total								11.64	

58



Maine

America East Conference

▲ 3

Event	Scrd As	Athlete	Yr	Scored Mark	Date	Pl. Pts.	Bonus	TOTAL	
Scored bests come from CURRENT season									
▶ Mile	9	Riley MASTERS	JR	3:58.17	2/11/11	7	0.93	7.93	
▶ 3000m	10	Riley MASTERS	JR	7:53.11	1/28/11	D	6	0.86	2.86
Team Total								10.80	

"Scrd As", short for "Scored As", Standing used for place points portion of performance's score combining preseason data (when applied) to current season data

Numbers in BLACK are both the performance's actual NCAA rank AND "scored as" rank Numbers in RED indicate actual NCAA rank does not exist or is worse than "scored as" rank Numbers in BLUE indicate actual NCAA rank is better than "scored as" rank

USTFCCCA Non-Member

Non-Member Schools Will NOT be ranked, beginning Week 2



## 2011 Indoor Track &amp; Field, Week #6

Only those who score >0.01 pts are shown  
D denotes multiple-event rule in affect

## MEN

59




Eastern Illinois

Ohio Valley Conference

▼ 8

Event	Scrd As	Athlete	Yr	Scored Mark	Date	Pl. Pts.	Bonus	TOTAL	
Scored bests come from CURRENT season									
▶ 60m	25	Zye BOEY	SO	6.68	2/25/11	0.2	0.19	0.39	
▶ 200m	7	Zye BOEY	SO	20.74	1/29/11	9	1.10	10.10	
▶ PV	32	Michael VIKEN	FR	5.22m	17-1½	2/25/11	0.03	0.00	0.03
Team Total								10.52	

60



Providence

BIG EAST Conference

▼ 1

Event	Scrd As	Athlete	Yr	Scored Mark	Date	Pl. Pts.	Bonus	TOTAL
Scored bests come from CURRENT season								
▶ Mile	12	Julian MATTHEWS	JR	3:58.57	2/11/11	4	0.78	4.78
▶ Mile	22	David MCCARTHY	JR	4:00.74	1/23/11	0.5	0.20	0.70
▶ 3000m	12	David MCCARTHY	JR	7:53.33	1/28/11	4	0.82	4.82
▶ DMR	30	Hernandez, Stannard, Rebovich, Channon		9:49.71	2/18/11	0.05	0.00	0.05
Team Total								10.34

61



Villanova

BIG EAST Conference

▼ 3

Event	Scrd As	Athlete	Yr	Scored Mark	Date	Pl. Pts.	Bonus	TOTAL
Scored bests come from CURRENT season								
▶ Mile	8	Matthew GIBNEY	SR	3:58.12	2/11/11	8	0.95	8.95
▶ 3000m	25	Mathew MILDENHALL	SO	7:57.40	2/11/11	0.2	0.12	0.32
▶ 5000m	21	Hugo BEAMISH	JR	13:51.60	2/11/11	0.6	0.30	0.90
Team Total								10.18

62



Utah State

Western Athletic Conference

▼ 2

Event	Scrd As	Athlete	Yr	Scored Mark	Date	Pl. Pts.	Bonus	TOTAL	
Scored bests come from CURRENT season									
▶ HJ	7	Clint SILCOCK	SR	2.24m	7-4½	2/4/11	9	1.11	10.11
Team Total								10.11	

63



Princeton

Ivy League

▼ 15

Event	Scrd As	Athlete	Yr	Scored Mark	Date	Pl. Pts.	Bonus	TOTAL	
Scored bests come from CURRENT season									
▶ 400m	16	Austin HOLLIMON	JR	46.47	1/29/11	1.25	0.41	1.66	
▶ 800m	14	Russell DINKINS	SO	1:48.29	2/26/11	2	0.62	2.62	
▶ 800m	17	Peter CALLAHAN	SO	1:48.66	2/12/11	1	0.39	1.39	
▶ Mile	25	Peter CALLAHAN	SO	4:01.03	2/19/11	0.2	0.16	0.36	
▶ Mile	28	Mark AMIRAULT	SR	4:01.91	2/19/11	0.1	0.05	0.15	
▶ 4x400	14	Eddy, Hopkins, Dinkins, Hollimon		3:09.35	2/5/11	2	0.50	2.50	
▶ DMR	22	Van Ackeren, Schnure, Stilin, Amirault		9:47.74	2/26/11	0.5	0.00	0.50	
▶ PV	23	David SLOVENSKI	JR	5.28m	17-3½	2/26/11	0.4	0.00	0.40
Team Total								9.58	

64



Kentucky

Southeastern Conference

▼ 2

Event	Scrd As	Athlete	Yr	Scored Mark	Date	Pl. Pts.	Bonus	TOTAL
Scored bests come from CURRENT season								
▶ 800m	9	Sharif WEBB	SR	1:47.91	2/11/11	7	0.95	7.95
▶ H60m	20	Keith HAYES	JR	7.78	2/25/11	0.7	0.37	1.07
▶ 4x400	23	Kushimo, Hayes, Miller, Webb		3:10.55	2/25/11	0.4	0.08	0.48
Team Total								9.49

65



UT Arlington

Southland Conference

▲ 20

Event	Scrd As	Athlete	Yr	Scored Mark	Date	Pl. Pts.	Bonus	TOTAL	
Scored bests come from CURRENT season									
▶ 60m	21	Cordero GRAY	SR	6.67	1/28/11	0.6	0.27	0.87	
▶ 200m	28	Cordero GRAY	SR	21.08	2/10/11	0.1	0.13	0.23	
▶ SP	30	Casey KEETER	SR	17.97m	58-11½	2/25/11	0.05	0.00	0.05
▶ HEPT	9	Romain MARTIN	FR	5,728	2/25/11	7	0.93	7.93	
Team Total								9.09	

"Scrd As", short for "Scored As", Standing used for place points portion of performance's score combining preseason data (when applied) to current season data

Numbers in BLACK are both the performance's actual NCAA rank AND "scored as" rank Numbers in RED indicate actual NCAA rank does not exist or is worse than "scored as" rank Numbers in BLUE indicate actual NCAA rank is better than "scored as" rank

USTFCCCA Non-Member

Non-Member Schools Will NOT be ranked, beginning Week 2



## 2011 Indoor Track &amp; Field, Week #6

Only those who score >0.01 pts are shown  
D denotes multiple-event rule in affect

## MEN

66



Purdue

Big Ten Conference

▲ 5

Event	Scrd As	Athlete	Yr	Scored Mark	Date	Pl. Pts.	Bonus	TOTAL
Scored bests come from CURRENT season								
▶ 60m	30	Shane CRAWFORD	SR	6.71	2/26/11	0.05	0.04	0.09
▶ HJ	9	Geoff DAVIS	SO	2.23m 7-3½	2/26/11	7	0.87	7.87
▶ SP	18	Bill HARDCASTLE	SR	18.39m 60-4	2/19/11	0.9	0.13	1.03
Team Total								8.99

67



Eastern Michigan

Mid-American Conference

▲ 1

Event	Scrd As	Athlete	Yr	Scored Mark	Date	Pl. Pts.	Bonus	TOTAL
Scored bests come from CURRENT season								
▶ 60m	21	Clint ALLEN	SR	6.67	2/25/11	0.6	0.27	0.87
▶ 400m	17	Brycen SPRATLING	FR	46.48	2/4/11	1	0.40	1.40
▶ H60m	11	Vanier JOSEPH	SO	7.75	2/25/11	5	0.76	5.76
Team Total								8.03

68



Washington State

Pacific-10 Conference

▲ 2

Event	Scrd As	Athlete	Yr	Scored Mark	Date	Pl. Pts.	Bonus	TOTAL
Scored bests come from CURRENT season								
▶ 400m	32	Jeshua ANDERSON	SR	46.93	2/11/11	0.03	0.01	0.04
▶ 800m	11	Joe ABBOTT	JR	1:48.05	2/11/11	5	0.83	5.83
▶ 4x400	26	Hornsby, Dawson, Sealby, Anderson		3:10.80	2/25/11	0.15	0.03	0.18
▶ DMR	15	Cronrath, Anderson, Abbott, Wakefield		9:39.87	2/25/11	1.5	0.33	1.83
▶ TJ	30	Stephan SCOTT-ELLIS	SO	15.65m 51-4¼	2/11/11	0.05	0.00	0.05
Team Total								7.93

69



DePaul

BIG EAST Conference

▼ 6

Event	Scrd As	Athlete	Yr	Scored Mark	Date	Pl. Pts.	Bonus	TOTAL
Scored bests come from CURRENT season								
▶ SP	9	Tim NEDOW	JR	19.18m 62-11¼	1/29/11	7	0.83	7.83
Team Total								7.83

70



Louisville

BIG EAST Conference

▼ 5

Event	Scrd As	Athlete	Yr	Scored Mark	Date	Pl. Pts.	Bonus	TOTAL
Scored bests come from CURRENT season								
▶ HJ	15	Mike EDWARDS	SO	2.19m 7-2¼	1/28/11	1.5	0.26	1.76
▶ HJ	18	Neil ANGERMEIER	SR	2.18m 7-1¼	2/18/11	0.9	0.14	1.04
▶ LJ	12	Wesley SMITH	JR	7.82m 25-8	12/3/10	4	0.56	4.56
▶ LJ	33	Seon POWELL	JR	7.54m 24-9	1/14/11	0.02	0.00	0.02
▶ SP	34	Weston BANKS	SR	17.85m 58-6¾	2/4/11	0.015	0.00	0.01
Team Total								7.40

71



Boise State

Western Athletic Conference

▲ 8

Event	Scrd As	Athlete	Yr	Scored Mark	Date	Pl. Pts.	Bonus	TOTAL
Scored bests come from CURRENT season								
▶ HJ	22	Kurt FELIX	JR	2.17m 7-1½	2/24/11	0.5	0.02	0.52
▶ LJ	15	Eetu VIITALA	JR	7.72m 25-4	1/22/11	1.5	0.26	1.76
▶ WT	22	Trevor KRAYCHIR	JR	20.34m 66-8¾	2/24/11	0.5	0.03	0.53
▶ HEPT	12	Kurt FELIX	JR	5,691	2/24/11	4	0.50	4.50
Team Total								7.31

72



Boston University

America East Conference

unch

Event	Scrd As	Athlete	Yr	Scored Mark	Date	Pl. Pts.	Bonus	TOTAL
Scored bests come from CURRENT season								
▶ Mile	10	Rich PETERS	FR	3:58.26	2/11/11	6	0.90	6.90
▶ 4x400	34	Latty, Ward, Page, Senick		3:11.65	2/25/11	0.015	0.00	0.01
Team Total								6.91

73



Maryland

Atlantic Coast Conference

▼ 9

Event	Scrd As	Athlete	Yr	Scored Mark	Date	Pl. Pts.	Bonus	TOTAL
Scored bests come from CURRENT season								
▶ HJ	10	Dwight BARBIASZ	JR	2.22m 7-3¼	2/4/11	6	0.64	6.64
▶ HJ	28	Jon HILL	SO	2.15m 7-½	2/24/11	0.1	0.00	0.10
Team Total								6.74

"Scrd As", short for "Scored As", Standing used for place points portion of performance's score combining preseason data (when applied) to current season data

Numbers in BLACK are both the performance's actual NCAA rank AND "scored as" rank Numbers in RED indicate actual NCAA rank does not exist or is worse than "scored as" rank Numbers in BLUE indicate actual NCAA rank is better than "scored as" rank

USTFCCCA Non-Member

Non-Member Schools Will NOT be ranked, beginning Week 2





## 2011 Indoor Track &amp; Field, Week #6

Only those who score >0.01 pts are shown  
D denotes multiple-event rule in affect

## MEN

74



Southeastern Louisiana ▼ 5

Southland Conference

Event	Scrd As	Athlete	Yr	Scored Mark		Date	Pl. Pts.	Bonus	TOTAL
Scored bests come from CURRENT season									
▶ WT	10	Adonson SHALLOW	SR	20.98m	68-10	1/28/11	6	0.63	6.63
Team Total									6.63

75



North Carolina ▼41

Atlantic Coast Conference

Event	Scrd As	Athlete	Yr	Scored Mark		Date	Pl. Pts.	Bonus	TOTAL
Scored bests come from CURRENT season									
▶ 400m	20	Charles COX	SR	46.51		2/4/11	0.7	0.36	1.06
▶ 400m	30	Clayton PARROS	SO	46.91		1/14/11	0.05	0.02	0.07
▶ 4x400	28	Carter, Cox, Parros, Reynaldo		3:11.03		2/4/11	0.1	0.00	0.10
▶ HJ	28	Dylan MOORE	SO	2.15m	7-½	2/12/11	0.1	0.00	0.10
▶ PV	14	Parker SMITH	SR	5.36m	17-7	2/24/11	2	0.45	2.45
▶ TJ	26	Austin DAVIS	SR	15.70m	51-6¼	1/14/11	0.15	0.04	0.19
▶ HEPT	14	Mateo SOSSAH	SR	5,674		2/24/11	2	0.37	2.37
Team Total									6.34

76



UTSA ▼ 2

Southland Conference

Event	Scrd As	Athlete	Yr	Scored Mark	Date	Pl. Pts.	Bonus	TOTAL	
Scored bests come from CURRENT season									
▶ HJ	18	Keith BENFORD	SO	2.18m	7-1¼	1/21/11	0.9	0.14	1.04
▶ TJ	23	Devon BOND	SR	15.77m	51-9	2/25/11	0.4	0.12	0.52
▶ SP	12	Richard GARRETT	SO	18.81m	61-8½	2/25/11	4	0.48	4.48
Team Total								6.04	

77



Georgetown ▼11

BIG EAST Conference

Event	Scrd As	Athlete	Yr	Scored Mark	Date	Pl. Pts.	Bonus	TOTAL
Scored bests come from CURRENT season								
▶ H60m	11	Chris KINNEY	SR	7.75	2/18/11	5	0.76	5.76
▶ DMR	27	Springer, Perron, Ulm, Taye		9:49.29	2/18/11	0.125	0.00	0.13
Team Total								5.89

78




Sacramento State ▼ 5

Big Sky Conference

Event	Scrd As	Athlete	Yr	Scored Mark	Date	Pl. Pts.	Bonus	TOTAL
Scored bests come from CURRENT season								
▶ 60m	34	Andy WHITE	JR	6.72	2/25/11	0.015	0.00	0.01
▶ H60m	11	Ronald BROOKINS	SR	7.75	2/11/11	5	0.76	5.76
Team Total								5.78

79



Buffalo ▼ 3

Mid-American Conference

Event	Scrd As	Athlete	Yr	Scored Mark	Date	Pl. Pts.	Bonus	TOTAL	
Scored bests come from CURRENT season									
▶ SP	11	Robert GOLABEK	SR	18.91m	62-½	2/5/11	5	0.56	5.56
Team Total									5.56

80



Norfolk State ▼23

Mid-Eastern Athletic Conference

Event	Scrd As	Athlete	Yr	Scored Mark		Date	Pl. Pts.	Bonus	TOTAL
Scored bests come from CURRENT season									
▶ 60m	19	James TAYLOR	FR	6.66		1/28/11	0.8	0.38	1.18
▶ 60m	30	Marquis HOLSTON	SO	6.71		1/15/11	0.05	0.04	0.09
▶ 200m	18	Marquis HOLSTON	SO	20.97		2/17/11	0.9	0.30	1.20
▶ 200m	28	James TAYLOR	FR	21.08		1/21/11	0.1	0.13	0.23
▶ 400m	24	Marquis HOLSTON	SO	46.67		2/11/11	0.3	0.17	0.47
▶ 4x400	15	Holston, Nkrumah, Taylor, Smith		3:09.40		2/11/11	1.5	0.48	1.98
▶ LJ	31	Rashad CANNON	JR	7.56m	24-9%	1/28/11	0.04	0.00	0.04
▶ LJ	32	Darris SHELTON	JR	7.55m	24-9%	1/28/11	0.03	0.00	0.03
Team Total									5.21

"Scrd As", short for "Scored As", Standing used for place points portion of performance's score combining preseason data (when applied) to current season data

Numbers in BLACK are both the performance's actual NCAA rank AND "scored as" rank Numbers in RED indicate actual NCAA rank does not exist or is worse than "scored as" rank Numbers in BLUE indicate actual NCAA rank is better than "scored as" rank

USTFCCCA Non-Member

Non-Member Schools Will NOT be ranked, beginning Week 2



## 2011 Indoor Track &amp; Field, Week #6

Only those who score >0.01 pts are shown  
D denotes multiple-event rule in affect

## MEN

81



Arizona State

Pacific-10 Conference

▼ 4

Event	Scrd As	Athlete	Yr	Scored Mark	Date	Pl. Pts.	Bonus	TOTAL	
Scored bests come from CURRENT season									
► 5000m	18	Ben ENGELHARDT	SR	13:50.42	2/25/11	0.9	0.39	1.29	
► 4x400	27	Battle, Caesar, Kline, Henry		3:10.85	2/4/11	0.125	0.02	0.15	
► PV	32	Corey PHALLEN	SR	5.22m	17-1½	1/28/11	0.03	0.00	0.03
► TJ	18	Chris BENARD	JR	15.80m	51-10	2/19/11	0.9	0.15	1.05
► SP	14	Jordan CLARKE	SO	18.67m	61-3	2/19/11	2	0.36	2.36
Team Total								4.88	

82



Oklahoma State

Big 12 Conference

▼ 1

Event	Scrd As	Athlete	Yr	Scored Mark	Date	Pl. Pts.	Bonus	TOTAL
Scored bests come from CURRENT season								
Mile	32	Thomas FARRELL	SO	4:02.38	1/28/11	0.03	0.00	0.03
3000m	14	German FERNANDEZ	JR	7:53.82	2/11/11	2	0.71	2.71
3000m	19	Thomas FARRELL	SO	7:54.42	2/11/11	0.8	0.59	1.39
5000m	24	Colby LOWE	JR	13:52.28	2/25/11	0.3	0.25	0.55
Team Total								4.69

83



Penn

Ivy League

▼ 8

Event	Scrd As	Athlete	Yr	Scored Mark		Date	Pl. Pts.	Bonus	TOTAL
Scored bests come from CURRENT season									
► HJ	12	Maalik REYNOLDS	FR	2.21m	7-3	1/15/11	4	0.49	4.49
Team Total									4.49

84



Michigan State

Big Ten Conference

▲ 3

Event	Scrd As	Athlete	Yr	Scored Mark		Date	Pl. Pts.	Bonus	TOTAL
Scored bests come from CURRENT season									
▶ HJ	28	Cliff MILLER	JR	2.15m	7-½	2/4/11	0.1	0.00	0.10
▶ SP	15	Zach HILL	FR	18.57m	60-11½	2/26/11	1.5	0.28	1.78
▶ WT	14	Lonnie PUGH	SO	20.69m	67-10½	2/26/11	2	0.30	2.30
▶ WT	24	Anthony AGRUSA	SR	20.30m	66-7½	2/4/11	0.3	0.00	0.30
Team Total									4.48

85



Charleston Southern

Big South Conference

▼ 5

Event	Scrd As	Athlete	Yr	Scored Mark	Date	Pl. Pts.	Bonus	TOTAL	
Scored bests come from CURRENT season									
▶ 60m	14	Javon YOUNG	JR	6.65	1/21/11	2	0.48	2.48	
▶ 200m	16	Javon YOUNG	JR	20.96	2/24/11	1.25	0.33	1.58	
▶ LJ	33	Lavon ALLEN	JR	7.54m	24-9	2/4/11	0.02	0.00	0.02
Team Total								4.07	

86



Colorado

Big 12 Conference

▼ 19

Event	Scrd As	Athlete	Yr	Scored Mark	Date	Pl. Pts.	Bonus	TOTAL
Scored bests come from CURRENT season								
60m	14	Joe MORRIS	SO	6.65	1/21/11	2	0.48	2.48
5000m	17	Joe BOSSHARD	SO	13:49.59	2/11/11	1	0.46	1.46
5000m	32	Richard MEDINA	JR	13:57.20	2/11/11	0.03	0.03	0.06
Team Total								4.00

87



Air Force

Mountain West Conference

▲ 4

Event	Scrd As	Athlete	Yr	Scored Mark	Date	Pl. Pts.	Bonus	TOTAL	
Scored bests come from CURRENT season									
▶ 3000m	15	Justin TYNER	SR	7:53.91	2/11/11	1.5	0.70	2.20	
▶ 5000m	19	Justin TYNER	SR	13:50.76	2/24/11	0.8	0.37	1.17	
▶ 5000m	30	Jim WALMSLEY	JR	13:56.21	2/24/11	0.05	0.07	0.12	
▶ PV	23	Cale SIMMONS	SO	5.28m	17-3½	2/24/11	0.4	0.00	0.40
Team Total								3.88	

88



Idaho State

Big Sky Conference

▼ 6

Event	Scrd As	Athlete	Yr	Scored Mark		Date	Pl. Pts.	Bonus	TOTAL
Scored bests come from CURRENT season									
▶ PV	17	Michael ARNOLD	JR	5.35m	17-6½	2/11/11	1	0.36	1.36
▶ PV	17	Sam PIERSON	SR	5.35m	17-6½	2/11/11	1	0.36	1.36
▶ HEPT	30	Sam PIERSON	SR	5,456		2/25/11	0.05	0.00	0.05
Team Total									2.77

"Scrd As", short for "Scored As", Standing used for place points portion of performance's score combining preseason data (when applied) to current season data

Numbers in BLACK are both the performance's actual NCAA rank AND "scored as" rank Numbers in RED indicate actual NCAA rank does not exist or is worse than "scored as" rank Numbers in BLUE indicate actual NCAA rank is better than "scored as" rank

USTFCCCA Non-Member

Non-Member Schools Will NOT be ranked, beginning Week 2



## 2011 Indoor Track &amp; Field, Week #6

Only those who score >0.01 pts are shown  
D denotes multiple-event rule in affect

## MEN

89



Memphis

Conference USA

▼ 5

Event	Scrd As	Athlete	Yr	Scored Mark	Date	Pl. Pts.	Bonus	TOTAL
Scored bests come from CURRENT season								
▶ PV	14	Karlis PUJATS	JR	5.36m 17-7	1/28/11	2	0.45	2.45
▶ WT	27	Knut SYVERSEN	SR	20.09m 65-11	2/25/11	0.125	0.00	0.13
Team Total								2.58

90



Notre Dame

BIG EAST Conference

▼ 4

Event	Scrd As	Athlete	Yr	Scored Mark	Date	Pl. Pts.	Bonus	TOTAL
Scored bests come from CURRENT season								
▶ 800m	24	Jeremy RAE	SO	1:49.15	1/28/11	0.3	0.17	0.47
▶ Mile	16	Jeremy RAE	SO	3:59.62	2/4/11	1.25	0.46	1.71
▶ PV	30	Kevin SCHIPPER	JR	5.25m 17-2½	2/18/11	0.05	0.00	0.05
▶ HEPT	28	Justin SCHNEIDER	SR	5,497	1/13/11	0.1	0.00	0.10
Team Total								2.33

91



Sam Houston State

Southland Conference

▼ 2

Event	Scrd As	Athlete	Yr	Scored Mark	Date	Pl. Pts.	Bonus	TOTAL
Scored bests come from CURRENT season								
▶ 400m	28	Darryl HAYES	JR	46.87	1/12/11	0.1	0.05	0.15
▶ WT	16	Chris CRALLE	SR	20.51m 67-3½	1/28/11	1.25	0.16	1.41
▶ HEPT	22	Matthew JOHNSON	JR	5,563	2/25/11	0.5	0.00	0.50
Team Total								2.06

92



Florida A&amp;M

Mid-Eastern Athletic Conference

▲ 3

Event	Scrd As	Athlete	Yr	Scored Mark	Date	Pl. Pts.	Bonus	TOTAL
Scored bests come from CURRENT season								
▶ LJ	15	Leon HUNT	SR	7.72m 25-4	2/4/11	1.5	0.26	1.76
Team Total								1.76

93



Central Michigan

Mid-American Conference

▲ 16

Event	Scrd As	Athlete	Yr	Scored Mark	Date	Pl. Pts.	Bonus	TOTAL
Scored bests come from CURRENT season								
▶ WT	15	Kevin MAYS	JR	20.58m 67-6½	2/25/11	1.5	0.22	1.72
Team Total								1.72

94



Wichita State

Missouri Valley Conference

▼ 4

Event	Scrd As	Athlete	Yr	Scored Mark	Date	Pl. Pts.	Bonus	TOTAL
Scored bests come from CURRENT season								
▶ H60m	27	Lawson MONTGOMERY	JR	7.84	2/4/11	0.125	0.00	0.13
▶ H60m	28	Todd MCKOWN	JR	7.85	2/26/11	0.1	0.00	0.10
▶ HEPT	17	Krzysztof SLUPKOWSKI	SR	5,668	2/4/11	1	0.33	1.33
Team Total								1.56

95



Army

Patriot League

▼ 2

Event	Scrd As	Athlete	Yr	Scored Mark	Date	Pl. Pts.	Bonus	TOTAL
Scored bests come from CURRENT season								
▶ H60m	18	Domonick SYLVE	SR	7.76	2/18/11	0.9	0.63	1.53
Team Total								1.53

96



Campbell

Atlantic Sun Conference

▲ 5

Event	Scrd As	Athlete	Yr	Scored Mark	Date	Pl. Pts.	Bonus	TOTAL
Scored bests come from CURRENT season								
▶ LJ	17	Diego LAWERENCE	SO	7.71m 25-3½	2/18/11	1	0.23	1.23
Team Total								1.23

"Scrd As", short for "Scored As", Standing used for place points portion of performance's score combining preseason data (when applied) to current season data

Numbers in BLACK are both the performance's actual NCAA rank AND "scored as" rank Numbers in RED indicate actual NCAA rank does not exist or is worse than "scored as" rank Numbers in BLUE indicate actual NCAA rank is better than "scored as" rank

USTFCCCA Non-Member

Non-Member Schools Will NOT be ranked, beginning Week 2



## 2011 Indoor Track &amp; Field, Week #6

Only those who score >0.01 pts are shown  
D denotes multiple-event rule in affect

## MEN

97



Charlotte

Atlantic 10 Conference

▼ 5

Event	Scrd As	Athlete	Yr	Scored Mark	Date	Pl. Pts.	Bonus	TOTAL
Scored bests come from CURRENT season								
▶ 200m	42	Darius LAW	SR	21.15	2/19/11		0.03	0.03
▶ 400m	29	Darius LAW	SR	46.88	1/28/11	0.075	0.04	0.12
▶ H60m	20	Isaac MCREYNOLDS	JR	7.78	1/14/11	0.7	0.37	1.07
Team Total								1.21

98



TCU

Mountain West Conference

▲ 12

Event	Scrd As	Athlete	Yr	Scored Mark	Date	Pl. Pts.	Bonus	TOTAL	
Scored bests come from CURRENT season									
▶ 60m	34	Charles SILMON	SO	6.72	1/28/11	0.015	0.00	0.01	
▶ 200m	42	Mychal DUNGEY	SR	21.15	2/24/11		0.03	0.03	
▶ TJ	18	Cameron PARKER	JR	15.80m	51-10	2/24/11	0.9	0.15	1.05
Team Total								1.10	

99



Butler

Horizon League

▼ 1

Event	Scrd As	Athlete	Yr	Scored Mark	Date	Pl. Pts.	Bonus	TOTAL
Scored bests come from CURRENT season								
▶ Mile	19	Kris GAUSON	SR	4:00.31	1/28/11	0.8	0.28	1.08
Team Total								1.08

100



Appalachian State

Southern Conference

▲ 21

Event	Scrd As	Athlete	Yr	Scored Mark		Date	Pl. Pts.	Bonus	TOTAL
Scored bests come from CURRENT season									
▶ HJ	18	Darius PURCELL	JR	2.18m	7-1½	2/26/11	0.9	0.14	1.04
▶ TJ	34	Jamal TILLER	FR	15.59m	51-1½	2/26/11	0.015	0.00	0.01
Team Total									1.06

101



UTEP

Conference USA

▲ 7

Event	Scrd As	Athlete	Yr	Scored Mark	Date	Pl. Pts.	Bonus	TOTAL	
Scored bests come from CURRENT season									
▶ WT	18	Dimitrios FYLLADITAKIS	SR	20.49m	67-2½	2/25/11	0.9	0.15	1.05
Team Total								1.05	

102



Akron

Mid-American Conference

▼ 8

Event	Scrd As	Athlete	Yr	Scored Mark	Date	Pl. Pts.	Bonus	TOTAL	
Scored bests come from CURRENT season									
▶ 200m	40	Phil FERGUSON	JR	21.14	2/25/11		0.05	0.05	
▶ H60m	25	Tyshaun PEOPLES	JR	7.83	1/28/11	0.2	0.00	0.20	
▶ PV	20	Michael UHLE	SR	5.30m	17-4½	1/7/11	0.7	0.02	0.72
▶ LJ	30	Tyshaun PEOPLES	JR	7.57m	24-10	1/21/11	0.05	0.00	0.05
Team Total								1.02	

103



VMI

Big South Conference

▼ 1

Event	Scrd As	Athlete	Yr	Scored Mark		Date	Pl. Pts.	Bonus	TOTAL
Scored bests come from CURRENT season									
▶ 800m	21	Felix KITUR	SR	1:49.04		2/18/11	0.6	0.20	0.80
▶ HJ	25	Dennis JAMES	SR	2.16m	7-1	2/24/11	0.2	0.00	0.20
Team Total									1.00

104



Kent State

Mid-American Conference

▼ 8

Event	Scrd As	Athlete	Yr	Scored Mark	Date	Pl. Pts.	Bonus	TOTAL	
Scored bests come from CURRENT season									
▶ 800m	34	Destin HEASLEY	SR	1:49.70	2/19/11	0.015	0.02	0.03	
▶ WT	19	Matt PFLEGER	SR	20.46m	67-1½	1/14/11	0.8	0.12	0.92
Team Total								0.95	

"Scrd As", short for "Scored As", Standing used for place points portion of performance's score combining preseason data (when applied) to current season data

Numbers in BLACK are both the performance's actual NCAA rank AND "scored as" rank Numbers in RED indicate actual NCAA rank does not exist or is worse than "scored as" rank Numbers in BLUE indicate actual NCAA rank is better than "scored as" rank

USTFCCCA Non-Member

Non-Member Schools Will NOT be ranked, beginning Week 2



## 2011 Indoor Track &amp; Field, Week #6

Only those who score >0.01 pts are shown  
D denotes multiple-event rule in affect

## MEN

105



Ark.-Little Rock

Sun Belt Conference

▼ 8

Event	Scrd As	Athlete	Yr	Scored Mark	Date	Pl. Pts.	Bonus	TOTAL
Scored bests come from CURRENT season								
▶ 200m	20	Demond BURNS	JR	21.00	2/27/11	0.7	0.25	0.95
Team Total								0.95

106



Monmouth

Northeast Conference

▲ 1

Event	Scrd As	Athlete	Yr	Scored Mark		Date	Pl. Pts.	Bonus	TOTAL
Scored bests come from CURRENT season									
▶ SP	19	Vincent ELARDO	JR	18.31m	60-1	1/21/11	0.8	0.06	0.86
Team Total									0.86

107



Albany

America East Conference

▼ 19

Event	Scrd As	Athlete	Yr	Scored Mark		Date	Pl. Pts.	Bonus	TOTAL
Scored bests come from CURRENT season									
► DMR	20	Lozier, Santana, Santos, Lagno		9:47.02		2/4/11	0.7	0.00	0.70
► WT	32	Wilfredo DEJESUS ELIAS	SR	19.96m	65-6	2/4/11	0.03	0.00	0.03
Team Total									0.73

108



USF

BIG EAST Conference

▼ 8

Event	Scrd As	Athlete	Yr	Scored Mark	Date	Pl. Pts.	Bonus	TOTAL
Scored bests come from CURRENT season								
▶ H60m	23	David ARISTIL	JR	7.79	2/5/11	0.4	0.25	0.65
Team Total								0.65

109



Wyoming

Mountain West Conference

▼ 5

Event	Scrd As	Athlete	Yr	Scored Mark		Date	Pl. Pts.	Bonus	TOTAL
Scored bests come from CURRENT season									
▶ TJ	23	Jeremiah JAMES	SR	15.77m	51-9	2/18/11	0.4	0.12	0.52
Team Total									0.52

110



Michigan

Big Ten Conference

▼ 4

Event	Scrd As	Athlete	Yr	Scored Mark	Date	Pl. Pts.	Bonus	TOTAL	
Scored bests come from CURRENT season									
▶ H60m	33	Carl BUCHANON	SR	7.90	1/15/11	0.02	0.00	0.02	
▶ HJ	28	Bradley JAMES	FR	2.15m	7-½	1/8/11	0.1	0.00	0.10
▶ LJ	29	Robert PEDDLAR	SR	7.58m	24-10½	2/4/11	0.075	0.00	0.08
▶ SP	28	Cody RIFFLE	FR	18.00m	59-¾	1/8/11	0.1	0.00	0.10
▶ WT	28	Ethan DENNIS	FR	20.01m	65-7¾	1/15/11	0.1	0.00	0.10
Team Total								0.40	

111



Northern Iowa

Missouri Valley Conference

▼ 8

Event	Scrd As	Athlete	Yr	Scored Mark		Date	Pl. Pts.	Bonus	TOTAL
Scored bests come from CURRENT season									
▶ HJ	28	Travis LEUER	JR	2.15m	7-½	1/15/11	0.1	0.00	0.10
▶ PV	30	Sam KRANZ	SR	5.25m	17-2¾	2/10/11	0.05	0.00	0.05
▶ SP	32	Justin ROMERO	JR	17.87m	58-7½	2/26/11	0.03	0.00	0.03
▶ HEPT	26	Daniel GOORIS	JR	5,517		1/28/11	0.15	0.00	0.15
Team Total									0.33

112



North Dakota State

The Summit League

▲ 12

Event	Scrd As	Athlete	Yr	Scored Mark	Date	Pl. Pts.	Bonus	TOTAL
Scored bests come from CURRENT season								
▶ HEPT	24	Ted RUD	SR	5,541	2/27/11	0.3	0.00	0.30
Team Total								0.30

113



Wake Forest

Atlantic Coast Conference

Event	Scrd As	Athlete	Yr	Scored Mark	Date	Pl. Pts.	Bonus	TOTAL
Scored bests come from CURRENT season								
▶ DMR	25	Dillon, Smith, Guthals, Rose		9:48.92	2/24/11	0.2	0.00	0.20
Team Total								0.20

"Scrd As", short for "Scored As", Standing used for place points portion of performance's score combining preseason data (when applied) to current season data

Numbers in BLACK are both the performance's actual NCAA rank AND "scored as" rank Numbers in RED indicate actual NCAA rank does not exist or is worse than "scored as" rank Numbers in BLUE indicate actual NCAA rank is better than "scored as" rank

USTFCCCA Non-Member


Non-Member Schools Will NOT be ranked, beginning Week 2




## 2011 Indoor Track &amp; Field, Week #6

Only those who score >0.01 pts are shown  
D denotes multiple-event rule in affect


## MEN

**114**  **Western Carolina** ▲ 18  
Southern Conference


Event	Scrd As	Athlete	Yr	Scored Mark	Date	Pl. Pts.	Bonus	TOTAL
Scored bests come from CURRENT season								
LI	27	Lawren WILLARD	SO	7.59m	24-11	2/26/11	0.125	0.00 0.13
<b>Team Total</b>								<b>0.13</b>

**115**  **South Dakota State** ▼ 3  
The Summit League


Event	Scrd As	Athlete	Yr	Scored Mark	Date	Pl. Pts.	Bonus	TOTAL
Scored bests come from CURRENT season								
WT	29	Sean BURNS	SR	20.00m	65-7½	2/10/11	0.075	0.00 0.08
HEPT	32	Ben JASINSKI	SR	5,429		1/21/11	0.03	0.00 0.03
<b>Team Total</b>								<b>0.11</b>

**116**  **Dartmouth** ▲ 16  
Ivy League


Event	Scrd As	Athlete	Yr	Scored Mark	Date	Pl. Pts.	Bonus	TOTAL
Scored bests come from CURRENT season								
800m	31	Anthony ROMANIW	SO	1:49.60		2/26/11	0.04	0.04 0.08
<b>Team Total</b>								<b>0.08</b>

**117**  **UMass** ▲ 15  
Atlantic 10 Conference


Event	Scrd As	Athlete	Yr	Scored Mark	Date	Pl. Pts.	Bonus	TOTAL
Scored bests come from CURRENT season								
H60m	29	Tyler COTTO	SR	7.87		2/25/11	0.075	0.00 0.08
<b>Team Total</b>								<b>0.08</b>

**117**  **UMBC** ▼ 12  
America East Conference


Event	Scrd As	Athlete	Yr	Scored Mark	Date	Pl. Pts.	Bonus	TOTAL
Scored bests come from CURRENT season								
DMR	29	Christmas, Smith, Albino, Snyder		9:49.52		2/18/11	0.075	0.00 0.08
<b>Team Total</b>								<b>0.08</b>

**119**  **Detroit** ▲ 12  
Horizon League


Event	Scrd As	Athlete	Yr	Scored Mark	Date	Pl. Pts.	Bonus	TOTAL
Scored bests come from CURRENT season								
400m	31	Lesley HANNA	SR	46.92		2/26/11	0.04	0.02 0.06
<b>Team Total</b>								<b>0.06</b>

**120**  **Sacred Heart** ▲ 12  
Northeast Conference


Event	Scrd As	Athlete	Yr	Scored Mark	Date	Pl. Pts.	Bonus	TOTAL
Scored bests come from CURRENT season								
H60m	31	Bertony JEAN-LOUIS	JR	7.89		2/25/11	0.04	0.00 0.04
<b>Team Total</b>								<b>0.04</b>

**120**  **Yale** ▲ 12  
Ivy League

Event	Scrd As	Athlete	Yr	Scored Mark	Date	Pl. Pts.	Bonus	TOTAL
Scored bests come from CURRENT season								
DMR	31	Sheinbaum, Ramsey, Shirvell, Van Deventer		9:50.44		2/26/11	0.04	0.00 0.04
<b>Team Total</b>								<b>0.04</b>

**122**  **Belmont** ▼ 1  
Atlantic Sun Conference

Event	Scrd As	Athlete	Yr	Scored Mark	Date	Pl. Pts.	Bonus	TOTAL
Scored bests come from CURRENT season								
WT	33	Joe FRYE	SR	19.93m	65-4½	2/12/11	0.02	0.00 0.02
<b>Team Total</b>								<b>0.02</b>

**122**  **Harvard** ▲ 12  
Ivy League

Event	Scrd As	Athlete	Yr	Scored Mark	Date	Pl. Pts.	Bonus	TOTAL
Scored bests come from CURRENT season								
DMR	33	Pohorence, Dingus, Hill, Chenoweth		9:50.71		2/26/11	0.02	0.00 0.02
<b>Team Total</b>								<b>0.02</b>

"Scrd As", short for "Scored As", Standing used for place points portion of performance's score combining preseason data (when applied) to current season data

Numbers in BLACK are both the performance's actual NCAA rank AND "scored as" rank Numbers in RED indicate actual NCAA rank does not exist or is worse than "scored as" rank Numbers in BLUE indicate actual NCAA rank is better than "scored as" rank

USTFCCCA Non-Member

Non-Member Schools Will NOT be ranked, beginning Week 2





## 2011 Indoor Track &amp; Field, Week #6

Only those who score >0.01 pts are shown  
 D denotes multiple-event rule in affect

## MEN

122



Syracuse

BIG EAST Conference

▼ 2

Event	Scrd As	Athlete	Yr	Scored Mark	Date	Pl. Pts.	Bonus	TOTAL
-------	---------	---------	----	-------------	------	----------	-------	-------

Scored bests come from CURRENT season

▶ WT	33	Kwaku BOAH	SR	19.93m	65-4%	2/4/11	0.02	0.00	0.02
------	----	------------	----	--------	-------	--------	------	------	------

Team Total 0.02

125



Georgia Tech

Atlantic Coast Conference

▼ 11

Event	Scrd As	Athlete	Yr	Scored Mark	Date	Pl. Pts.	Bonus	TOTAL
-------	---------	---------	----	-------------	------	----------	-------	-------

Scored bests come from CURRENT season

▶ 400m	34	Jr., Antonio MCKAY	SR	47.09		2/4/11	0.015	0.00	0.01
--------	----	--------------------	----	-------	--	--------	-------	------	------

Team Total 0.01

125



Iowa State

Big 12 Conference

▼ 9

Event	Scrd As	Athlete	Yr	Scored Mark	Date	Pl. Pts.	Bonus	TOTAL
-------	---------	---------	----	-------------	------	----------	-------	-------

Scored bests come from CURRENT season

▶ 60m	34	Ian WARNER	SO	6.72		2/10/11	0.015	0.00	0.01
-------	----	------------	----	------	--	---------	-------	------	------

Team Total 0.01

125



Portland

West Coast Conference

▲ 5

Event	Scrd As	Athlete	Yr	Scored Mark	Date	Pl. Pts.	Bonus	TOTAL
-------	---------	---------	----	-------------	------	----------	-------	-------

Scored bests come from CURRENT season

▶ 3000m	34	Trevor DUNBAR	FR	8:00.10		2/11/11	0.015	0.00	0.01
---------	----	---------------	----	---------	--	---------	-------	------	------

Team Total 0.01

125



Western Kentucky

Sun Belt Conference

▼ 7

Event	Scrd As	Athlete	Yr	Scored Mark	Date	Pl. Pts.	Bonus	TOTAL
-------	---------	---------	----	-------------	------	----------	-------	-------

Scored bests come from CURRENT season

▶ 60m	34	Dante SALES	SR	6.72		12/11/10	0.015	0.00	0.01
-------	----	-------------	----	------	--	----------	-------	------	------

Team Total 0.01

"Scrd As", short for "Scored As", Standing used for place points portion of performance's score combining preseason data (when applied) to current season data

Numbers in BLACK are both the performance's actual NCAA rank AND "scored as" rank Numbers in RED indicate actual NCAA rank does not exist or is worse than "scored as" rank Numbers in BLUE indicate actual NCAA rank is better than "scored as" rank

USTFCCCA Non-Member

Non-Member Schools Will NOT be ranked, beginning Week 2



## 2011 Indoor Track &amp; Field, Week #6

Only those who score >0.01 pts are shown  
D denotes multiple-event rule in affect

## WOMEN



Oregon

Pacific-10 Conference

unch

Event	Scrd As	Athlete	Yr	Scored Mark	Date	Pl. Pts.	Bonus	TOTAL	
Scored bests come from CURRENT season									
▶ 60m	4	Amber PURVIS	JR	7.23	2/25/11	14	1.25	15.25	
▶ 60m	13	English GARDNER	FR	7.29	1/15/11	3	0.44	3.44	
▶ 200m	16	Amber PURVIS	JR	23.27	2/11/11	1.25	0.48	1.73	
▶ 800m	5	Anne KESSELRING	SO	2:04.70	2/25/11	12	1.32	13.32	
▶ 800m	6	Laura ROESLER	FR	2:04.93	2/25/11	10	1.13	11.13	
▶ Mile	1	Jordan HASAY	SO	4:34.75	2/11/11	20	2.15	22.15	
▶ Mile	3	Anne KESSELRING	SO	4:36.32	2/11/11	16	1.62	17.62	
▶ Mile	7	Zoe BUCKMAN	SR	4:37.84	1/28/11	9	1.10	10.10	
▶ Mile	8	Alex KOSINSKI	JR	4:38.21	2/25/11	D	8	0.97	2.97
▶ 3000m	4	Jordan HASAY	SO	9:05.42	1/28/11	D	14	1.58	3.58
▶ 3000m	5	Alex KOSINSKI	JR	9:08.60	1/28/11	12	1.18	13.18	
▶ 5000m	2	Alex KOSINSKI	JR	15:44.60	2/11/11	18	2.19	20.19	
▶ 5000m	24	Bronwyn CROSSMAN	SO	16:13.73	2/11/11	0.3	0.18	0.48	
▶ 4x400	7	Theisen, Okodogbe, Roesler, Purvis		3:35.44	2/25/11	9	0.87	9.87	
▶ DMR	1	Hasay, Okodogbe, Roesler, Kosinski		11:02.15	1/28/11	20	2.45	22.45	
▶ HJ	7	Brianne THEISEN	JR	1.83m	6-0	1/28/11	9	0.79	9.79
▶ PV	5	Melissa GERGEL	SR	4.36m	14-3½	2/25/11	12	1.66	13.66
▶ PV	19	Jordan ROSKELLEY	JR	4.16m	13-7½	2/25/11	0.8	0.00	0.80
▶ LJ	18	Jamesha YOUNGBLOOD	SR	6.26m	20-6½	2/11/11	0.9	0.21	1.11
▶ LJ	31	Lauryn NEWSON	SO	6.15m	20-2½	2/25/11	0.04	0.00	0.04
▶ PENT	1	Brianne THEISEN	JR	4,507	1/28/11	20	4.62	24.62	
Team Total								217.48	



LSU

Southeastern Conference

unch

Event	Scrd As	Athlete	Yr	Scored Mark	Date	Pl. Pts.	Bonus	TOTAL	
Scored bests come from CURRENT season									
▶ 60m	5	Semoy HACKETT	JR	7.24	1/22/11	12	1.11	13.11	
▶ 60m	13	Kenyanna WILSON	SR	7.29	2/4/11	3	0.44	3.44	
▶ 60m	18	Kimberlyn DUNCAN	SO	7.30	2/4/11	0.9	0.34	1.24	
▶ 60m	35	Toshika SYLVESTER	FR	7.37	2/4/11	0.01	0.00	0.01	
▶ 200m	1	Kimberlyn DUNCAN	SO	22.78	2/25/11	20	2.40	22.40	
▶ 200m	2	Semoy HACKETT	JR	22.84	2/25/11	18	2.13	20.13	
▶ 200m	5	Rebecca ALEXANDER	JR	22.96	2/25/11	12	1.60	13.60	
▶ 400m	10	Rebecca ALEXANDER	JR	53.03	2/25/11	D	6	0.70	2.70
▶ 400m	17	Cassandra TATE	JR	53.27	2/25/11	1	0.44	1.44	
▶ 400m	27	Jonique DAY	JR	53.72	2/25/11	0.125	0.05	0.17	
▶ 800m	11	Brittany HALL	SR	2:05.50	2/25/11	5	0.73	5.73	
▶ 800m	17	Charlene LIPSEY	SO	2:06.11	2/25/11	1	0.40	1.40	
▶ H60m	6	Jasmin STOWERS	FR	8.12	2/25/11	10	1.15	11.15	
▶ H60m	10	Tenaya JONES	SR	8.16	2/4/11	6	0.77	6.77	
▶ 4x400	4	Alexander, McDermott, Tate, Day		3:33.21	2/25/11	14	1.92	15.92	
▶ HJ	3	Brittani CARTER	SR	1.86m	6-1½	2/4/11	16	1.88	17.88
▶ PV	21	Rachel LAURENT	JR	4.15m	13-7½	2/25/11	0.6	0.00	0.60
▶ LJ	25	Jennifer CLAYTON	FR	6.21m	20-4½	2/4/11	0.2	0.01	0.21
▶ TJ	7	Melissa OGBOURNE	SR	13.17m	43-2½	1/28/11	9	0.89	9.89
Team Total								147.79	

"Scrd As", short for "Scored As", Standing used for place points portion of performance's score combining preseason data (when applied) to current season data

Numbers in BLACK are both the performance's actual NCAA rank AND "scored as" rank Numbers in RED indicate actual NCAA rank does not exist or is worse than "scored as" rank Numbers in BLUE indicate actual NCAA rank is better than "scored as" rank

USTFCCCA Non-Member

Non-Member Schools Will NOT be ranked, beginning Week 2



## 2011 Indoor Track &amp; Field, Week #6

Only those who score >0.01 pts are shown  
D denotes multiple-event rule in affect

## WOMEN

3



Arkansas

Southeastern Conference

▲ 1

Event	Scrd As	Athlete	Yr	Scored Mark	Date	Pl. Pts.	Bonus	TOTAL
Scored bests come from CURRENT season								
▶ 200m	21	Regina GEORGE	SO	23.43	2/25/11	0.6	0.11	0.71
▶ 400m	2	Shelise WILLIAMS	SR	52.10	2/25/11	18	2.10	20.10
▶ 400m	5	Regina GEORGE	SO	52.58	2/25/11	12	1.28	13.28
▶ 400m	7	Whitney JONES	JR	52.79	2/25/11	9	0.97	9.97
▶ 800m	18	Stephanie BROWN	SO	2:06.17	2/11/11	0.9	0.37	1.27
▶ 800m	31	Samantha LEARCH	JR	2:07.34	1/28/11	0.04	0.01	0.05
▶ Mile	16	Kristen GILLESPIE	JR	4:39.88	2/11/11	1.25	0.50	1.75
▶ H60m	27	Breeana COLEMAN	FR	8.31	2/25/11	0.125	0.00	0.13
▶ 4x400	2	Flowers, George, Williams, Jones		3:31.01	2/25/11	18	3.04	21.04
▶ DMR	2	Gillespie, Williams, George, Brown		11:02.45	2/4/11	18	2.39	20.39
▶ HJ	23	Makeba ALCIDE	SO	1.79m 5-10½	2/25/11	0.4	0.00	0.40
▶ PV	1	Tina SUTEJ	JR	4.54m 14-10½	2/25/11	20	4.61	24.61
▶ PV	10	Tara DIEBOLD	JR	4.25m 13-11½	2/11/11	6	0.46	6.46
▶ TJ	20	Shantel THOMPSON	SR	12.85m 42-2	1/28/11	0.7	0.16	0.86
▶ PENT	16	Makeba ALCIDE	SO	3,959	2/25/11	1.25	0.25	1.50
Team Total								122.50

4



Texas

Big 12 Conference

▼ 1

Event	Scrd As	Athlete	Yr	Scored Mark	Date	Pl. Pts.	Bonus	TOTAL
Scored bests come from CURRENT season								
▶ 400m	3	Briana NELSON	FR	52.18	2/25/11	16	1.96	17.96
▶ 400m	6	Angele COOPER	JR	52.69	1/28/11	10	1.09	11.09
▶ 400m	14	Chantel MALONE	SR	53.23	2/11/11	2	0.48	2.48
▶ 400m	14	Stacey-Ann SMITH	JR	53.23	2/25/11	2	0.48	2.48
▶ 400m	27	Kendra CHAMBERS	SO	53.72	1/28/11	0.125	0.05	0.17
▶ 3000m	29	Betzy JIMENEZ	SR	9:20.26	2/11/11	0.075	0.13	0.20
▶ 5000m	7	Mia BEHM	JR	15:58.34	2/11/11	9	0.99	9.99
▶ 4x400	3	Smith, Malone, Chambers, Nelson		3:32.89	2/25/11	16	2.08	18.08
▶ DMR	15	Amthor, Smith, Hall, Jimenez		11:14.53	2/25/11	1.5	0.48	1.98
▶ HJ	9	Shanay BRISCOE	FR	1.82m 5-11½	2/25/11	7	0.51	7.51
▶ HJ	23	Victoria LUCAS	JR	1.79m 5-10½	2/25/11	0.4	0.00	0.40
▶ LJ	1	Chantel MALONE	SR	6.65m 21-10	1/28/11	20	4.07	24.07
▶ TJ	4	Chantel MALONE	SR	13.25m 43-5½	2/11/11	14	1.14	15.14
▶ SP	29	Amanda VAN DYKE	JR	15.91m 52-2½	2/25/11	0.075	0.00	0.08
Team Total								111.64

"Scrd As", short for "Scored As", Standing used for place points portion of performance's score combining preseason data (when applied) to current season data

Numbers in BLACK are both the performance's actual NCAA rank AND "scored as" rank Numbers in RED indicate actual NCAA rank does not exist or is worse than "scored as" rank Numbers in BLUE indicate actual NCAA rank is better than "scored as" rank

USTFCCCA Non-Member

Non-Member Schools Will NOT be ranked, beginning Week 2



## 2011 Indoor Track &amp; Field, Week #6

Only those who score >0.01 pts are shown  
D denotes multiple-event rule in affect

## WOMEN

5



Texas A&amp;M

Big 12 Conference

unch

Event	Scrd As	Athlete	Yr	Scored Mark	Date	Pl. Pts.	Bonus	TOTAL
Scored bests come from CURRENT season								
▶ 60m	5	Jeneba TARMOH	JR	7.24	2/4/11	12	1.11	13.11
▶ 60m	29	Dominique DUNCAN	JR	7.34	2/25/11	0.075	0.10	0.18
▶ 60m	33	Gabby MAYO	SR	7.35	2/25/11	0.02	0.06	0.08
▶ 200m	3	Jeneba TARMOH	JR	22.88	2/25/11	16	1.95	17.95
▶ 200m	4	Jessica BEARD	SR	22.95	1/22/11	D 14	1.64	3.64
▶ 200m	8	Dominique DUNCAN	JR	23.14	2/12/11	8	0.86	8.86
▶ 200m	30	Ashley COLLIER	FR	23.64	2/25/11	0.05	0.00	0.05
▶ 400m	1	Jessica BEARD	SR	51.68	2/25/11	20	2.83	22.83
▶ 400m	23	Ibukun MAYUNGBE	FR	53.56	2/25/11	0.4	0.14	0.54
▶ H60m	8	Gabby MAYO	SR	8.15	2/4/11	8	0.84	8.84
▶ H60m	16	Natasha RUDDOCK	SR	8.20	2/25/11	1.25	0.47	1.72
▶ 4x400	1	Tarmoh, Mayungbe, Sutherland, Beard		3:30.70	2/4/11	20	3.20	23.20
▶ TJ	33	Sasha-Kay MATTHIAS	SR	12.68m	41-7% 2/25/11	0.02	0.00	0.02
▶ TJ	35	Tiffany PETERS	SR	12.64m	41-5% 2/25/11	0.01	0.00	0.01
▶ PENT	18	Daphne FITZPATRICK	SR	3,919	2/25/11	0.9	0.12	1.02
Team Total								102.04

6



Tennessee

Southeastern Conference

unch

Event	Scrd As	Athlete	Yr	Scored Mark	Date	Pl. Pts.	Bonus	TOTAL
Scored bests come from CURRENT season								
▶ 800m	8	Chanelle PRICE	JR	2:05.10	2/25/11	8	1.00	9.00
▶ 800m	28	Nijgia SNAPP	SO	2:07.16	2/12/11	0.1	0.06	0.16
▶ 3000m	3	Jackie ARESON	SR	9:01.91	1/28/11	16	2.08	18.08
▶ 3000m	10	Liz COSTELLO	SR	9:15.39	1/28/11	6	0.55	6.55
▶ 5000m	1	Jackie ARESON	SR	15:39.81	2/11/11	20	2.62	22.62
▶ 5000m	3	Liz COSTELLO	SR	15:48.50	2/11/11	16	1.85	17.85
▶ 4x400	12	Wortham, Octave, Snapp, Ruff		3:36.16	2/25/11	4	0.63	4.63
▶ DMR	5	Sheffey, Harris, Price, Areson		11:05.37	2/25/11	12	1.86	13.86
▶ PENT	13	Ellen WORTHAM	JR	3,983	1/28/11	3	0.33	3.33
Team Total								96.08

7



Florida State

Atlantic Coast Conference

unch

Event	Scrd As	Athlete	Yr	Scored Mark	Date	Pl. Pts.	Bonus	TOTAL
Scored bests come from CURRENT season								
▶ 60m	21	Marecia PEMBERTON	FR	7.32	2/24/11	0.6	0.19	0.79
▶ 200m	33	Teona RODGERS	SR	23.67	2/11/11	0.02	0.00	0.02
▶ 400m	32	Britany ST. LOUIS	SR	53.83	2/24/11	0.03	0.00	0.03
▶ 800m	25	Violah LAGAT	JR	2:06.94	2/11/11	0.2	0.12	0.32
▶ Mile	10	Amanda WINSLOW	SO	4:38.69	2/11/11	6	0.81	6.81
▶ Mile	35	Jessica PARRY	FR	4:42.80	2/11/11	0.01	0.05	0.06
▶ 3000m	7	Pasca CHERUIYOT	SR	9:13.51	1/28/11	9	0.72	9.72
▶ 3000m	32	Astrid LEUTERT	JR	9:20.94	2/11/11	0.03	0.10	0.13
▶ 5000m	12	Pasca CHERUIYOT	SR	16:05.36	2/11/11	4	0.59	4.59
▶ DMR	34	Lagat, Davis, Parry, Winslow		11:31.63	2/24/11	0.015	0.00	0.01
▶ LJ	2	Kimberly WILLIAMS	SR	6.55m	21-6 2/24/11	18	2.89	20.89
▶ LJ	5	Amy HARRIS	JR	6.43m	21-1% 2/24/11	12	1.47	13.47
▶ TJ	1	Kimberly WILLIAMS	SR	13.96m	45-9% 2/24/11	20	4.34	24.34
▶ TJ	6	Michelle JENIJE	JR	13.19m	43-3% 2/11/11	10	0.95	10.95
Team Total								92.14

8



BYU

Mountain West Conference

▲ 2

Event	Scrd As	Athlete	Yr	Scored Mark	Date	Pl. Pts.	Bonus	TOTAL
Scored bests come from CURRENT season								
▶ 400m	35	Natalie STEWART	JR	53.90	2/24/11	0.01	0.00	0.01
▶ 800m	2	Katie PALMER	JR	2:04.02	2/24/11	18	1.88	19.88
▶ 800m	7	Lacey CRAMER	JR	2:04.95	2/24/11	9	1.12	10.12
▶ 800m	12	Lacey BLEAZARD	JR	2:05.55	1/28/11	4	0.70	4.70
▶ 5000m	25	Morgan HAWS	SO	16:14.01	2/11/11	0.2	0.17	0.37
▶ DMR	3	Clark, Stewart, Bleazard, Palmer		11:03.70	2/4/11	16	2.17	18.17
▶ HJ	3	Ada ROBINSON	JR	1.86m	6-1% 2/11/11	16	1.88	17.88
▶ HJ	9	Diana BLAUER	JR	1.82m	5-11% 1/21/11	7	0.51	7.51
▶ PV	14	Christen BOTTERON	JR	4.22m	13-10 2/24/11	2	0.29	2.29
▶ PV	14	Rachel FISHER	SO	4.22m	13-10 2/24/11	2	0.29	2.29
Team Total								83.22

"Scrd As", short for "Scored As", Standing used for place points portion of performance's score combining preseason data (when applied) to current season data

Numbers in BLACK are both the performance's actual NCAA rank AND "scored as" rank Numbers in RED indicate actual NCAA rank does not exist or is worse than "scored as" rank Numbers in BLUE indicate actual NCAA rank is better than "scored as" rank

USTFCCCA Non-Member

Non-Member Schools Will NOT be ranked, beginning Week 2



## 2011 Indoor Track &amp; Field, Week #6

Only those who score >0.01 pts are shown  
D denotes multiple-event rule in affect

## WOMEN

9



Clemson

Atlantic Coast Conference

▲ 6

Event	Scrd As	Athlete	Yr	Scored Mark	Date	Pl. Pts.	Bonus	TOTAL
Scored bests come from CURRENT season								
▶ 60m	3	Stormy KENDRICK	SO	7.22	1/21/11	16	1.38	17.38
▶ 60m	21	Jasmine EDGERSON	SO	7.32	2/24/11	0.6	0.19	0.79
▶ 200m	19	Stormy KENDRICK	SO	23.29	2/24/11	0.8	0.42	1.22
▶ 200m	23	Marlena WESH	SO	23.47	2/24/11	0.4	0.05	0.45
▶ 400m	11	Marlena WESH	SO	53.10	2/24/11	5	0.62	5.62
▶ 3000m	34	Kimberly RUCK	JR	9:21.34	2/24/11	0.015	0.08	0.09
▶ H60m	7	Brianna ROLLINS	SO	8.13	2/24/11	9	1.04	10.04
▶ H60m	12	Jasmine EDGERSON	SO	8.17	2/24/11	4	0.69	4.69
▶ H60m	17	Bridgette OWENS	FR	8.21	2/24/11	1	0.39	1.39
▶ 4x400	19	Rollins, Kendrick, Austin, Wesh		3:37.26	2/24/11	0.8	0.27	1.07
▶ HJ	23	April SINKLER	SR	1.79m	5-10½ 1/7/11	0.4	0.00	0.40
▶ LJ	3	April SINKLER	SR	6.44m	21-1½ 2/24/11	16	1.59	17.59
▶ LJ	19	Jasmine BRUNSON	SO	6.24m	20-5½ 2/24/11	0.8	0.13	0.93
▶ TJ	10	April SINKLER	SR	13.10m	42-11½ 2/24/11	6	0.66	6.66
▶ TJ	24	Jasmine BRUNSON	SO	12.75m	41-10 2/24/11	0.3	0.00	0.30
▶ WT	7	Brittney WALLER	SO	20.79m	68-2½ 2/4/11	9	0.85	9.85
▶ PENT	30	Whitney FOUNTAIN	FR	3,798	2/24/11	0.05	0.00	0.05
Team Total								78.54

10



Arizona

Pacific-10 Conference

▲ 2

Event	Scrd As	Athlete	Yr	Scored Mark	Date	Pl. Pts.	Bonus	TOTAL
Scored bests come from CURRENT season								
▶ 800m	3	Christina RODGERS	SR	2:04.04	2/25/11	16	1.86	17.86
▶ 3000m	20	Hannah MOEN	JR	9:18.53	2/25/11	0.7	0.26	0.96
▶ 5000m	16	Hannah MOEN	JR	16:10.01	2/25/11	1.25	0.33	1.58
▶ 5000m	23	Jennifer BERGMAN	SO	16:13.05	2/25/11	0.4	0.20	0.60
▶ H60m	12	LaTisha HOLDEN	SR	8.17	2/25/11	4	0.69	4.69
▶ H60m	29	Dahlys MARSHALL	JR	8.32	2/25/11	0.075	0.00	0.08
▶ 4x400	15	Rodgers, Blevins, Sullivan, Moline		3:36.73	2/12/11	1.5	0.44	1.94
▶ HJ	1	Brigetta BARRETT	SO	1.92m	6-3½ 2/25/11	20	4.38	24.38
▶ SP	3	Julie LABONTE	SO	17.60m	57-9 2/25/11	16	2.18	18.18
▶ SP	11	Alyssa HASSLEN	SO	16.91m	55-5½ 2/12/11	5	0.68	5.68
▶ SP	23	Baillie GIBSON	FR	16.11m	52-10½ 2/19/11	0.4	0.00	0.40
Team Total								76.35

11




Oklahoma

Big 12 Conference

▼ 3

Event	Scrd As	Athlete	Yr	Scored Mark	Date	Pl. Pts.	Bonus	TOTAL
Scored bests come from CURRENT season								
▶ 60m	10	Scottesha MILLER	SR	7.25	2/25/11	6	0.98	6.98
▶ 60m	13	Candyce MCGRONE	JR	7.29	2/4/11	3	0.44	3.44
▶ 60m	24	Shawna ANDERSON	JR	7.33	2/4/11	0.3	0.15	0.45
▶ 200m	6	Candyce MCGRONE	JR	23.01	2/11/11	10	1.38	11.38
▶ 200m	26	Scottesha MILLER	SR	23.56	2/25/11	0.15	0.00	0.15
▶ 3000m	39	Jessica ENGEL	JR	9:23.06	2/11/11		0.00	0.00
▶ 5000m	32	Jessica ENGEL	JR	16:19.05	2/25/11	0.03	0.03	0.06
▶ 4x400	28	Cole, McGrone, Rolle, Ejesieme		3:39.38	2/25/11	0.1	0.00	0.10
▶ PV	25	Alexandra ACKER	SR	4.12m	13-6½ 2/19/11	0.2	0.00	0.20
▶ LJ	13	Ti'Anca MOCK	SR	6.30m	20-8 2/4/11	3	0.37	3.37
▶ TJ	13	Jasmine SIMMONS	SR	12.97m	42-6½ 1/15/11	3	0.35	3.35
▶ SP	2	Karen SHUMP	SO	17.97m	58-11½ 2/19/11	18	3.25	21.25
▶ SP	5	Tia BROOKS	SO	17.40m	57-1 2/25/11	12	1.62	13.62
Team Total								64.36

12



Southern Illinois

Missouri Valley Conference

▲ 2

Event	Scrd As	Athlete	Yr	Scored Mark	Date	Pl. Pts.	Bonus	TOTAL
Scored bests come from CURRENT season								
▶ TJ	33	Malaikah LOVE	JR	12.68m	41-7½ 2/4/11	0.02	0.00	0.02
▶ SP	6	Jeneva MCCALL	JR	17.22m	56-6 2/26/11	10	1.27	11.27
▶ SP	22	Gwen BERRY	SR	16.25m	53-3½ 2/26/11	0.5	0.02	0.52
▶ WT	1	Gwen BERRY	SR	22.71m	74-6½ 1/21/11	20	3.42	23.42
▶ WT	3	Jeneva MCCALL	JR	22.54m	73-11½ 2/11/11	16	3.12	19.12
▶ WT	12	Erin ATKINSON	FR	20.27m	66-6 2/26/11	4	0.34	4.34
▶ WT	29	Olga CIURA	SR	19.47m	63-10½ 2/18/11	0.075	0.00	0.08
▶ PENT	11	Malaikah LOVE	JR	3,997	2/26/11	5	0.42	5.42
Team Total								64.20

"Scrd As", short for "Scored As", Standing used for place points portion of performance's score combining preseason data (when applied) to current season data

Numbers in BLACK are both the performance's actual NCAA rank AND "scored as" rank Numbers in RED indicate actual NCAA rank does not exist or is worse than "scored as" rank Numbers in BLUE indicate actual NCAA rank is better than "scored as" rank

USTFCCCA Non-Member

Non-Member Schools Will NOT be ranked, beginning Week 2



# USTFCCCA NCAA Division I National Team Computer Rankings

as of 3/1/2011 10:42:02 AM

## 2011 Indoor Track & Field, Week #6

Only those who score >0.01 pts are shown  
D denotes multiple-event rule in affect

### WOMEN

# 13

## UCF

Conference USA

▼

# 4

Event	Scrd As	Athlete	Yr	Scored Mark	Date	Pl. Pts.	Bonus	TOTAL	
<b>Scored bests come from CURRENT season</b>									
▶ 60m	5	Dominique BOOKER	FR	7.24	2/11/11	12	1.11	13.11	
▶ 60m	5	Aurieyall SCOTT	FR	7.24	2/25/11	12	1.11	13.11	
▶ 60m	35	Lynne LAYNE	SR	7.37	2/25/11	0.01	0.00	0.01	
▶ 200m	11	Aurieyall SCOTT	FR	23.17	1/28/11	5	0.77	5.77	
▶ 200m	15	Dominique BOOKER	FR	23.26	1/28/11	1.5	0.51	2.01	
▶ 200m	24	Sheila PAUL	JR	23.55	2/25/11	0.3	0.00	0.30	
▶ H60m	3	Jackie COWARD	JR	8.06	2/11/11	16	1.84	17.84	
▶ H60m	29	Karessa FARLEY	SR	8.32	2/25/11	0.075	0.00	0.08	
▶ H60m	35	Mica WIMBERLY	SR	8.34	2/25/11	0.01	0.00	0.01	
▶ 4x400	11	Brown, Coward, Charles, Scott		3:36.03	2/11/11	5	0.67	5.67	
▶ LJ	12	Sonnisha WILLIAMS	SO	6.32m	20-9	1/21/11	4	0.45	4.45
<b>Team Total</b>								<b>62.37</b>	

# 15

## Ohio State

Big Ten Conference

▲

# 23

Event	Scrd As	Athlete	Yr	Scored Mark	Date	Pl. Pts.	Bonus	TOTAL	
<b>Scored bests come from CURRENT season</b>									
▶ 60m	12	Madison MCNARY	JR	7.27	2/26/11	4	0.71	4.71	
▶ 60m	13	Christina MANNING	JR	7.29	2/26/11	3	0.44	3.44	
▶ 200m	18	Christina MANNING	JR	23.28	2/26/11	0.9	0.45	1.35	
▶ 200m	24	Madison MCNARY	JR	23.55	2/26/11	0.3	0.00	0.30	
▶ H60m	1	Christina MANNING	JR	8.01	2/26/11	20	2.43	22.43	
▶ H60m	2	Letecia WRIGHT	SR	8.03	2/26/11	18	2.19	20.19	
▶ 4x400	22	Sanderson, Dim, Cousar, McGinnis		3:37.79	2/26/11	0.5	0.10	0.60	
▶ HJ	23	Ashley GALBRAITH	JR	1.79m	5-10½	1/28/11	0.4	0.00	0.40
▶ WT	12	Maggie MULLEN	JR	20.27m	66-6	2/26/11	4	0.34	4.34
<b>Team Total</b>								<b>57.77</b>	

# 14

## Nebraska

Big 12 Conference

▼

# 3

Event	Scrd As	Athlete	Yr	Scored Mark	Date	Pl. Pts.	Bonus	TOTAL	
<b>Scored bests come from CURRENT season</b>									
▶ 4x400	27	Weekes, Vierregger, Grooters, Butler		3:39.21	2/25/11	0.125	0.00	0.13	
▶ DMR	31	Miller, Grooters, Dinsdale, Furlan		11:29.94	1/28/11	0.04	0.00	0.04	
▶ PV	4	Natalie WILLER	SR	4.37m	14-4	2/25/11	14	1.82	15.82
▶ PV	25	Cami JISKRA	JR	4.12m	13-6½	2/25/11	0.2	0.00	0.20
▶ LJ	9	Mara GRIVA	FR	6.35m	20-10	2/25/11	7	0.63	7.63
▶ LJ	14	Chantae MCMILLAN	SR	6.29m	20-7½	2/4/11	2	0.33	2.33
▶ TJ	5	Mara GRIVA	FR	13.20m	43-3¾	2/25/11	12	0.98	12.98
▶ SP	26	Amanda LATSCH	SR	16.01m	52-6½	2/12/11	0.15	0.00	0.15
▶ PENT	2	Chantae MCMILLAN	SR	4,378	2/4/11	18	3.40	21.40	
▶ PENT	27	Rachel BUTLER	SR	3,831	2/4/11	0.125	0.00	0.13	
<b>Team Total</b>								<b>60.80</b>	

# 16

## Michigan

Big Ten Conference

▼

# 3

Event	Scrd As	Athlete	Yr	Scored Mark	Date	Pl. Pts.	Bonus	TOTAL
<b>Scored bests come from CURRENT season</b>								
▶ 800m	1	Rebecca ADDISON	SO	2:03.79	2/11/11	20	2.07	22.07
▶ 800m	4	Jillian SMITH	SO	2:04.20	2/11/11	14	1.73	15.73
▶ Mile	18	Rebecca ADDISON	SO	4:40.62	2/4/11	0.9	0.34	1.24
▶ Mile	27	Danielle TAURO	SR	4:41.79	2/26/11	0.125	0.16	0.29
▶ H60m	33	Julian PURVIS	JR	8.33	1/15/11	0.02	0.00	0.02
▶ DMR	4	Tauro, Cole, Addison, Smith		11:04.26	2/4/11	14	2.06	16.06
<b>Team Total</b>								<b>55.40</b>

"Scrd As", short for "Scored As", Standing used for place points portion of performance's score combining preseason data (when applied) to current season data

Numbers in BLACK are both the performance's actual NCAA rank AND "scored as" rank Numbers in RED indicate actual NCAA rank does not exist or is worse than "scored as" rank Numbers in BLUE indicate actual NCAA rank is better than "scored as" rank

USTFCCCA Non-Member

Non-Member Schools Will NOT be ranked, beginning Week 2





## 2011 Indoor Track &amp; Field, Week #6

Only those who score >0.01 pts are shown  
D denotes multiple-event rule in affect

## WOMEN

17



Auburn

Southeastern Conference

▲ 7

Event	Scrd As	Athlete	Yr	Scored Mark	Date	Pl. Pts.	Bonus	TOTAL
Scored bests come from CURRENT season								
▶ 60m	13	Sheniqua FERGUSON	SR	7.29	2/25/11	3	0.44	3.44
▶ 60m	24	Joanna ATKINS	SR	7.33	2/25/11	0.3	0.15	0.45
▶ 200m	7	Sheniqua FERGUSON	SR	23.12	2/25/11	9	0.91	9.91
▶ 200m	14	Nivea SMITH	JR	23.24	2/25/11	2	0.57	2.57
▶ 400m	4	Joanna ATKINS	SR	52.24	2/25/11	14	1.86	15.86
▶ 3000m	31	Holly KNIGHT	JR	9:20.56	2/4/11	0.04	0.11	0.15
▶ 5000m	11	Holly KNIGHT	JR	16:04.86	2/11/11	5	0.62	5.62
▶ 4x400	8	Williams, Atkins, Armbrister, Selvon		3:35.67	2/25/11	8	0.79	8.79
▶ HJ	9	Maya PRESSLEY	SO	1.82m 5-11½	2/25/11	7	0.51	7.51
Team Total								54.30

18



Baylor

Big 12 Conference

▲ 2

Event	Scrd As	Athlete	Yr	Scored Mark	Date	Pl. Pts.	Bonus	TOTAL
Scored bests come from CURRENT season								
▶ 60m	5	Tiffany TOWNSEND	SR	7.24	2/25/11	12	1.11	13.11
▶ 60m	34	Tiffani MCREYNOLDS	FR	7.36	2/25/11	0.015	0.02	0.03
▶ 200m	9	Tiffany TOWNSEND	SR	23.16	2/12/11	7	0.80	7.80
▶ H60m	5	Tiffani MCREYNOLDS	FR	8.11	2/25/11	12	1.27	13.27
▶ 4x400	29	Townsend, Bruce, Ogunmokun, Richardson		3:39.39	2/12/11	0.075	0.00	0.08
▶ DMR	32	Ganzar, Bruce, Ogunmokun, Bennett		11:30.20	2/4/11	0.03	0.00	0.03
▶ TJ	9	Jessica UBANYIONWU	JR	13.16m 43-2¼	2/25/11	7	0.86	7.86
▶ SP	9	Skylar WHITE	SO	16.97m 55-8¼	1/15/11	7	0.78	7.78
Team Total								49.95

19



Texas Tech

Big 12 Conference

▼ 2

Event	Scrd As	Athlete	Yr	Scored Mark	Date	Pl. Pts.	Bonus	TOTAL
Scored bests come from CURRENT season								
▶ 60m	35	Terra EVANS	JR	7.37	2/11/11	0.01	0.00	0.01
▶ 400m	26	Taylor EVANS	JR	53.68	2/18/11	0.15	0.07	0.22
▶ 400m	34	Candace JACKSON	SO	53.89	2/18/11	0.015	0.00	0.01
▶ Mile	17	Caroline KARUNDE	SR	4:40.43	2/11/11	1	0.38	1.38
▶ 5000m	33	Winrose KARUNDE	SR	16:19.49	2/25/11	0.02	0.02	0.04
▶ 4x400	17	Jackson, Evans, Graham, Alexander		3:36.95	2/11/11	1	0.37	1.37
▶ DMR	8	Biwott, Jackson, Jepleting, Karunde		11:10.63	2/25/11	8	0.94	8.94
▶ PV	3	Shade WEYGANDT	SO	4.40m 14-5¼	1/21/11	16	2.31	18.31
▶ SP	7	Ifeatu OKAFOR	SO	17.10m 56-1¼	2/25/11	9	1.04	10.04
▶ SP	19	Kelly CLOSSE	JR	16.29m 53-5¼	1/28/11	0.8	0.06	0.86
▶ WT	14	Kelly CLOSSE	JR	20.26m 66-5¼	2/25/11	2	0.34	2.34
▶ PENT	25	Kelsey LLOYD	SR	3,852	2/25/11	0.2	0.00	0.20
Team Total								43.73

20



TCU

Mountain West Conference

▼ 4

Event	Scrd As	Athlete	Yr	Scored Mark	Date	Pl. Pts.	Bonus	TOTAL
Scored bests come from CURRENT season								
▶ 60m	2	Jessica YOUNG	SR	7.18	2/11/11	18	1.93	19.93
▶ 200m	13	Jessica YOUNG	SR	23.20	2/24/11	3	0.68	3.68
▶ 400m	19	Kristal JUAREZ	SR	53.36	2/24/11	0.8	0.34	1.14
▶ 4x400	6	Charles, Juarez, Peart, Young		3:35.28	1/28/11	10	0.92	10.92
▶ LJ	11	Whitney GIPSON	JR	6.33m 20-9¼	1/28/11	5	0.49	5.49
▶ SP	25	Kelsey SAMUELS	SO	16.03m 52-7¼	2/11/11	0.2	0.00	0.20
▶ SP	35	Stormy HARRISON	SR	15.76m 51-8¼	2/11/11	0.01	0.00	0.01
Team Total								41.37

"Scrd As", short for "Scored As", Standing used for place points portion of performance's score combining preseason data (when applied) to current season data

Numbers in BLACK are both the performance's actual NCAA rank AND "scored as" rank Numbers in RED indicate actual NCAA rank does not exist or is worse than "scored as" rank Numbers in BLUE indicate actual NCAA rank is better than "scored as" rank

USTFCCCA Non-Member

Non-Member Schools Will NOT be ranked, beginning Week 2



## 2011 Indoor Track &amp; Field, Week #6

Only those who score >0.01 pts are shown  
D denotes multiple-event rule in affect

## WOMEN

21



Arizona State

Pacific-10 Conference

▲ 4

Event	Scrd As	Athlete	Yr	Scored Mark	Date	Pl. Pts.	Bonus	TOTAL
Scored bests come from CURRENT season								
200m	9	Jasmine CHANEY	SR	23.16	2/12/11	7	0.80	7.80
400m	20	Jasmine CHANEY	SR	53.37	2/4/11	0.7	0.32	1.02
400m	29	Keia PINNICK	SO	53.73	2/12/11	0.075	0.04	0.12
H60m	19	Jasmine CHANEY	SR	8.22	2/12/11	0.8	0.32	1.12
4x400	10	Maloy, Pinnick, Sanchez, Chaney		3:35.99	2/12/11	6	0.69	6.69
PV	18	Shaylah SIMPSON	FR	4.20m	13-9% 1/28/11	0.9	0.18	1.08
LJ	3	Christabel NETTEY	SO	6.44m	21-1% 2/25/11	16	1.59	17.59
SP	13	Anna JELMINI	FR	16.68m	54-8% 2/12/11	3	0.45	3.45
PENT	21	Keia PINNICK	SO	3,908	2/4/11	0.6	0.08	0.68
PENT	32	Samantha HENDERSON	SR	3,785	2/4/11	0.03	0.00	0.03
Team Total								39.58

22



Duke

Atlantic Coast Conference

▼ 3

Event	Scrd As	Athlete	Yr	Scored Mark	Date	Pl. Pts.	Bonus	TOTAL
Scored bests come from CURRENT season								
800m	32	Devotia MOORE	SR	2:07.51	2/24/11	0.03	0.00	0.03
Mile	2	Kate VAN BUSKIRK	SR	4:35.83	2/4/11	18	1.78	19.78
5000m	17	Juliet BOTTORFF	SO	16:10.38	2/24/11	1	0.30	1.30
DMR	6	Cragie, Moore, Ross, Van Buskirk		11:06.85	2/4/11	10	1.60	11.60
PV	10	Amy FRYT	SR	4.25m	13-11% 2/18/11	6	0.46	6.46
Team Total								39.18

23



Southern Miss

Conference USA

▲ 10

Event	Scrd As	Athlete	Yr	Scored Mark	Date	Pl. Pts.	Bonus	TOTAL
Scored bests come from CURRENT season								
60m	35	Chastity RIGGIEN	SR	7.37	2/25/11	0.01	0.00	0.01
HJ	17	Ke'Airra JONES	JR	1.81m	5-11% 2/11/11	1	0.25	1.25
LJ	5	Tori BOWIE	JR	6.43m	21-1% 1/15/11	12	1.47	13.47
TJ	2	Ganna DEMYDOVA	JR	13.88m	45-6% 2/25/11	18	3.96	21.96
TJ	24	Tori BOWIE	JR	12.75m	41-10 2/25/11	0.3	0.00	0.30
Team Total								37.00

24



Stony Brook

America East Conference

▼ 2

Event	Scrd As	Athlete	Yr	Scored Mark	Date	Pl. Pts.	Bonus	TOTAL
Scored bests come from CURRENT season								
Mile	9	Lucy VAN DALEN	JR	4:38.48	2/18/11	D 7	0.88	2.88
3000m	1	Lucy VAN DALEN	JR	8:56.77	2/11/11	20	2.83	22.83
3000m	12	Annie KEOWN	FR	9:15.86	1/29/11	4	0.50	4.50
5000m	18	Annie KEOWN	FR	16:10.52	2/11/11	0.9	0.30	1.20
DMR	12	Van Dalen, Hall, Price, Van Dalen		11:13.20	2/18/11	4	0.64	4.64

Team Total 36.05

25



Georgia

Southeastern Conference

▲ 5

Event	Scrd As	Athlete	Yr	Scored Mark	Date	Pl. Pts.	Bonus	TOTAL
Scored bests come from CURRENT season								
HJ	9	Saniel ATKINSON	SO	1.82m	5-11% 2/25/11	7	0.51	7.51
TJ	3	Colleen FELIX	JR	13.50m	44-3% 2/25/11	16	2.15	18.15
TJ	14	LaTroya DARRELL	JR	12.95m	42-6 2/4/11	2	0.32	2.32
TJ	17	Maria AUGUTIS	SO	12.88m	42-3% 2/25/11	1	0.21	1.21
TJ	28	Saniel ATKINSON	SO	12.69m	41-7% 2/25/11	0.1	0.00	0.10
WT	23	Alesha ASUIE	SR	19.69m	64-7% 2/25/11	0.4	0.00	0.40
PENT	12	Lucie ONDRASCHKOVA	SO	3,995	2/25/11	4	0.41	4.41

Team Total 34.11

26



Florida

Southeastern Conference

▼ 5

Event	Scrd As	Athlete	Yr	Scored Mark	Date	Pl. Pts.	Bonus	TOTAL
Scored bests come from CURRENT season								
400m	23	Ebony EUTSEY	FR	53.56	2/11/11	0.4	0.14	0.54
400m	33	Lanie WHITTAKER	SO	53.88	2/11/11	0.02	0.00	0.02
Mile	4	Cory MCGEE	FR	4:36.53	2/11/11	14	1.54	15.54
4x400	9	Eutsey, Whittaker, Williams, Ndu		3:35.79	2/25/11	7	0.75	7.75
DMR	9	LaCaze, Eutsey, Hayes, McGee		11:11.92	2/4/11	7	0.79	7.79
SP	28	Fidela JAMES	JR	15.98m	52-5% 2/25/11	0.1	0.00	0.10
WT	21	Fidela JAMES	JR	19.83m	65-¾ 2/25/11	0.6	0.07	0.67

Team Total 32.41

"Scrd As", short for "Scored As", Standing used for place points portion of performance's score combining preseason data (when applied) to current season data

Numbers in BLACK are both the performance's actual NCAA rank AND "scored as" rank Numbers in RED indicate actual NCAA rank does not exist or is worse than "scored as" rank Numbers in BLUE indicate actual NCAA rank is better than "scored as" rank

USTFCCCA Non-Member

Non-Member Schools Will NOT be ranked, beginning Week 2



## 2011 Indoor Track &amp; Field, Week #6

Only those who score >0.01 pts are shown  
D denotes multiple-event rule in affect

## WOMEN

27



Wichita State

Missouri Valley Conference

▲ 10

Event	Scrd As	Athlete	Yr	Scored Mark	Date	Pl. Pts.	Bonus	TOTAL
Scored bests come from CURRENT season								
5000m	5	Aliphine TULIAMUK	SO	15:53.74	2/10/11	12	1.39	13.39
5000m	8	Tonya NERO	SR	16:01.69	2/10/11	8	0.80	8.80
DMR	29	Walker, Moore, Taylor, Nero		11:27.35	2/10/11	0.075	0.00	0.08
LJ	8	La'Taish BROWN	SR	6.40m	21-0 2/26/11	8	1.12	9.12
Team Total								31.38

28



New Mexico

Mountain West Conference

▲ 8

Event	Scrd As	Athlete	Yr	Scored Mark	Date	Pl. Pts.	Bonus	TOTAL
Scored bests come from CURRENT season								
3000m	15	Ruth SENIOR	JR	9:17.09	1/28/11	1.5	0.39	1.89
5000m	6	Natalie GRAY	JR	15:54.29	2/11/11	10	1.34	11.34
5000m	9	Ruth SENIOR	JR	16:02.38	2/11/11	7	0.76	7.76
5000m	27	Sarah WALDRON	JR	16:16.73	2/11/11	0.125	0.10	0.22
TJ	7	Deanna YOUNG	SR	13.17m	43-2½ 2/24/11	9	0.89	9.89
Team Total								31.10

29




Stanford

Pacific-10 Conference

▼ 6

Event	Scrd As	Athlete	Yr	Scored Mark	Date	Pl. Pts.	Bonus	TOTAL
Scored bests come from CURRENT season								
800m	30	Justine FEDRONIC	SO	2:07.29	2/11/11	0.05	0.02	0.07
3000m	25	Jessica TONN	FR	9:19.77	2/25/11	0.2	0.15	0.35
3000m	27	Stephanie MARCY	SR	9:19.96	2/25/11	0.125	0.14	0.27
5000m	28	Stephanie MARCY	SR	16:16.91	2/25/11	0.1	0.09	0.19
H60m	35	Kori CARTER	FR	8.34	2/25/11	0.01	0.00	0.01
4x400	24	Farley, Livingston, Dixon-Smith, Schueler		3:38.22	1/28/11	0.3	0.02	0.32
DMR	21	Duhon, Schueler, Fedronic, Tonn		11:18.80	2/25/11	0.6	0.07	0.67
PV	2	Katerina STEFANIDI	JR	4.41m	14-5½ 1/15/11	18	2.48	20.48
PV	30	Ellie MCCARDWELL	FR	4.10m	13-5½ 1/28/11	0.05	0.00	0.05
LJ	22	Brittni DIXON-SMITH	SR	6.22m	20-5 1/21/11	0.5	0.05	0.55
LJ	26	Whitney LIEHR	SR	6.20m	20-4½ 2/11/11	0.15	0.00	0.15
TJ	10	Whitney LIEHR	SR	13.10m	42-11½ 1/28/11	6	0.66	6.66
Team Total								29.77

30



Connecticut

BIG EAST Conference

▼ 12

Event	Scrd As	Athlete	Yr	Scored Mark	Date	Pl. Pts.	Bonus	TOTAL
Scored bests come from CURRENT season								
60m	11	Trisha-Ann HAWTHORNE	SR	7.26	2/18/11	5	0.84	5.84
800m	13	Heather WILSON	JR	2:05.68	2/4/11	3	0.63	3.63
800m	33	Brigitte MANIA	SO	2:07.56	2/25/11	0.02	0.00	0.02
DMR	10	Andrianos, Emerson, Mania, Wilson		11:11.93	2/4/11	6	0.79	6.79
HJ	19	Natasha MCLAREN	FR	1.80m	5-10½ 1/22/11	0.8	0.11	0.91
SP	20	Victoria FLOWERS	JR	16.28m	53-5 2/25/11	0.7	0.05	0.75
WT	6	Victoria FLOWERS	JR	20.95m	68-9 2/25/11	10	1.04	11.04
Team Total								29.00

"Scrd As", short for "Scored As", Standing used for place points portion of performance's score combining preseason data (when applied) to current season data

Numbers in BLACK are both the performance's actual NCAA rank AND "scored as" rank Numbers in RED indicate actual NCAA rank does not exist or is worse than "scored as" rank Numbers in BLUE indicate actual NCAA rank is better than "scored as" rank

USTFCCCA Non-Member

Non-Member Schools Will NOT be ranked, beginning Week 2



## 2011 Indoor Track &amp; Field, Week #6

Only those who score >0.01 pts are shown  
D denotes multiple-event rule in affect

## WOMEN

31



South Carolina

Southeastern Conference

▼ 4

Event	Scrd As	Athlete	Yr	Scored Mark	Date	Pl. Pts.	Bonus	TOTAL	
Scored bests come from CURRENT season									
▶ 60m	1	Lakya BROOKINS	SR	7.14	2/25/11	20	2.48	22.48	
▶ 60m	19	Shayla MAHAN	SR	7.31	2/25/11	0.8	0.25	1.05	
▶ 60m	24	Gabrielle GLENN	SR	7.33	2/4/11	0.3	0.15	0.45	
▶ 200m	26	Shayla MAHAN	SR	23.56	2/25/11	0.15	0.00	0.15	
▶ 200m	28	Gabrielle GLENN	SR	23.62	2/25/11	0.1	0.00	0.10	
▶ 400m	35	Sanura ELEYO'REILLY	FR	53.90	2/11/11	0.01	0.00	0.01	
▶ H60m	17	Kierre BECKLES	SO	8.21	2/25/11	1	0.39	1.39	
▶ H60m	27	Janica AUSTIN	SR	8.31	2/25/11	0.125	0.00	0.13	
▶ 4x400	18	EleyO'Reilly, Beckles, Austin, McCorkle		3:36.99	2/25/11	0.9	0.36	1.26	
▶ PV	35	Petra OLSEN	FR	4.05m	13-3½	2/25/11	0.01	0.00	0.01
Team Total								27.03	

34



Iowa State

Big 12 Conference

▲ 1

Event	Scrd As	Athlete	Yr	Scored Mark		Date	Pl. Pts.	Bonus	TOTAL
Scored bests come from CURRENT season									
▶ 3000m	35	Lucy KENNEDY	JR	9:21.50		2/10/11	0.01	0.07	0.08
▶ 3000m	38	Betsy SAINA	SO	9:22.65		1/29/11		0.02	0.02
▶ 5000m	4	Betsy SAINA	SO	15:50.74		2/10/11	14	1.65	15.65
▶ 5000m	22	Dani STACK	SO	16:12.08		2/10/11	0.5	0.23	0.73
▶ DMR	33	Kennedy, Powell, Thorgaard, Lee		11:30.27		2/25/11	0.02	0.00	0.02
▶ HJ	9	Hannah WILLMS	FR	1.82m	5-11½	2/10/11	7	0.51	7.51
▶ SP	17	Danielle FRERE	JR	16.39m	53-9%	2/25/11	1	0.16	1.16
▶ WT	17	LaisheMA HAMPTON	JR	19.92m	65-4%	2/10/11	1	0.12	1.12
Team Total									26.30

32



Indiana State

Missouri Valley Conference

▼ 1

Event	Scrd As	Athlete	Yr	Scored Mark		Date	Pl. Pts.	Bonus	TOTAL
Scored bests come from CURRENT season									
▶ SP	30	Felisha JOHNSON	SO	15.90m	52-2	2/26/11	0.05	0.00	0.05
▶ WT	2	Felisha JOHNSON	SO	22.62m	74-2½	2/5/11	18	3.26	21.26
▶ WT	11	Kelsey HANLEY	SR	20.33m	66-8½	2/5/11	5	0.38	5.38
Team Total									26.69

35



Louisville

BIG EAST Conference

▼ 9

Event	Scrd As	Athlete	Yr	Scored Mark		Date	Pl. Pts.	Bonus	TOTAL
Scored bests come from CURRENT season									
▶ 60m	24	Saravia RICHARDSON	SR	7.33		2/18/11	0.3	0.15	0.45
▶ LJ	22	Charachesicia LOCKHART	JR	6.22m	20-5	1/14/11	0.5	0.05	0.55
▶ SP	10	Khadija ABDULLAH	SO	16.96m	55-7½	12/3/10	6	0.76	6.76
▶ SP	18	D'Ana MCCARTY	SR	16.30m	53-5%	1/21/11	0.9	0.07	0.97
▶ SP	21	Chinwe OKORO	SR	16.26m	53-4%	2/18/11	0.6	0.03	0.63
▶ WT	4	D'Ana MCCARTY	SR	22.21m	72-10½	12/3/10	14	2.59	16.59
▶ WT	24	Amashi-Ali KENDALL	SO	19.68m	64-7	2/18/11	0.3	0.00	0.30
Team Total									26.26

33



Indiana

Big Ten Conference

▼ 4

Event	Scrd As	Athlete	Yr	Scored Mark		Date	Pl. Pts.	Bonus	TOTAL
Scored bests come from CURRENT season									
▶ Mile	21	Chelsea BLANCHARD	JR	4:41.18		1/28/11	0.6	0.23	0.83
▶ 3000m	26	Chelsea BLANCHARD	JR	9:19.87		2/11/11	0.15	0.15	0.30
▶ DMR	25	Duerksen, Clarke, Raby, Blanchard		11:23.26		2/4/11	0.2	0.00	0.20
▶ PV	28	Kelsie AHBE	SO	4.11m	13-5½	2/4/11	0.1	0.00	0.10
▶ PV	28	Vera NEUENSWANDER	SR	4.11m	13-5½	2/4/11	0.1	0.00	0.10
▶ SP	1	Faith SHERRILL	SR	18.00m	59-¾	1/8/11	20	3.34	23.34
▶ SP	16	Monique RIDDICK	JR	16.42m	53-10½	1/21/11	1.25	0.19	1.44
▶ WT	28	Faith SHERRILL	SR	19.52m	64-¾	1/21/11	0.1	0.00	0.10
Team Total							26.40		

36



Villanova

BIG EAST Conference

▼ 2

Event	Scrd As	Athlete	Yr	Scored Mark	Date	Pl. Pts.	Bonus	TOTAL
Scored bests come from CURRENT season								
▶ Mile	20	Sheila REID	SR	4:41.14	1/15/11	0.7	0.23	0.93
▶ 3000m	2	Sheila REID	SR	8:56.92	1/29/11	18	2.81	20.81
▶ 3000m	16	Bogdana MIMIC	SO	9:17.34	2/4/11	1.25	0.37	1.62
▶ H60m	22	Shericka WARD	JR	8.27	1/28/11	0.5	0.08	0.58
▶ DMR	17	Lipari, Dunbar, Reid, Mimic		11:16.72	2/18/11	1	0.23	1.23
Team Total								25.17

"Scrd As", short for "Scored As", Standing used for place points portion of performance's score combining preseason data (when applied) to current season data

Numbers in BLACK are both the performance's actual NCAA rank AND "scored as" rank Numbers in RED indicate actual NCAA rank does not exist or is worse than "scored as" rank Numbers in BLUE indicate actual NCAA rank is better than "scored as" rank

USTFCCCA Non-Member

Non-Member Schools Will NOT be ranked, beginning Week 2



## 2011 Indoor Track &amp; Field, Week #6

Only those who score >0.01 pts are shown  
D denotes multiple-event rule in affect

## WOMEN

37



West Virginia

BIG EAST Conference

▼ 9

Event	Scrd As	Athlete	Yr	Scored Mark	Date	Pl. Pts.	Bonus	TOTAL
Scored bests come from CURRENT season								
▶ Mile	26	Kaylyn CHRISTOPHER	JR	4:41.61	2/4/11	0.15	0.18	0.33
▶ Mile	28	Jessica O'CONNELL	JR	4:42.00	2/4/11	0.1	0.14	0.24
▶ 3000m	33	Jessica O'CONNELL	JR	9:21.09	2/18/11	0.02	0.09	0.11
▶ 5000m	31	Sarah-Anne BRAULT	JR	16:17.95	2/18/11	0.04	0.06	0.10
▶ H60m	8	Chelsea CARRIER	SR	8.15	2/18/11	8	0.84	8.84
▶ DMR	28	Bland, Carrier, Christopher, O'Connell		11:27.06	2/18/11	0.1	0.00	0.10
▶ PENT	5	Chelsea CARRIER	SR	4,170	2/18/11	12	1.54	13.54
Team Total								23.27

38



Kansas State

Big 12 Conference

▼ 6

Event	Scrd As	Athlete	Yr	Scored Mark	Date	Pl. Pts.	Bonus	TOTAL
Scored bests come from CURRENT season								
▶ H60m	29	Denise BAKER	SR	8.32	2/18/11	0.075	0.00	0.08
▶ LJ	5	Nina KOKOT	JR	6.43m	21-1¼ 2/11/11	12	1.47	13.47
▶ TJ	18	TiAra WALPOOL	SR	12.86m	42-2¼ 2/11/11	0.9	0.18	1.08
▶ PENT	8	Ryann KRAIS	JR	4,021	1/28/11	8	0.58	8.58
Team Total								23.20

39



Penn State

Big Ten Conference

▲ 4

Event	Scrd As	Athlete	Yr	Scored Mark	Date	Pl. Pts.	Bonus	TOTAL
Scored bests come from CURRENT season								
▶ 60m	24	Shavon GREAVES	SR	7.33	1/28/11	0.3	0.15	0.45
▶ 200m	11	Shavon GREAVES	SR	23.17	2/26/11	5	0.77	5.77
▶ 400m	22	Shavon GREAVES	SR	53.53	1/15/11	0.5	0.15	0.65
▶ Mile	23	Caitlin LANE	JR	4:41.54	2/26/11	0.4	0.19	0.59
▶ 3000m	21	Caitlin LANE	JR	9:18.74	2/11/11	0.6	0.24	0.84
▶ H60m	19	Evonne BRITTON	SO	8.22	2/26/11	0.8	0.32	1.12
▶ 4x400	5	Anyanwu, Iheoma, Greaves, Duncan		3:35.00	2/26/11	12	1.02	13.02
▶ LJ	31	Bianca FUNG	SR	6.15m	20-2¼ 2/5/11	0.04	0.00	0.04
Team Total								22.47

40



East Carolina

Conference USA

▲ 1

Event	Scrd As	Athlete	Yr	Scored Mark	Date	Pl. Pts.	Bonus	TOTAL
Scored bests come from CURRENT season								
▶ 400m	21	Aiesha GOGGINS	FR	53.45	2/25/11	0.6	0.24	0.84
▶ HJ	2	Tynita BUTTS	SO	1.87m	6-1½ 12/5/10	18	2.30	20.30
Team Total								21.14

41



Oklahoma State

Big 12 Conference

▲ 9

Event	Scrd As	Athlete	Yr	Scored Mark	Date	Pl. Pts.	Bonus	TOTAL
Scored bests come from CURRENT season								
▶ 800m	15	Natalja PILIUSINA	FR	2:05.86	1/28/11	1.5	0.54	2.04
▶ Mile	11	Natalja PILIUSINA	FR	4:39.39	2/11/11	5	0.61	5.61
▶ 3000m	14	Mihaela SUSA	SR	9:16.51	2/11/11	2	0.44	2.44
▶ DMR	7	Piliusina, Bobos, Glenn, SUSA		11:09.67	2/25/11	9	1.10	10.10
▶ TJ	35	Clarissa ANDREWS	SR	12.64m	41-5¼ 1/28/11	0.01	0.00	0.01
Team Total								20.20

42



North Dakota State

The Summit League

▲ 14

Event	Scrd As	Athlete	Yr	Scored Mark	Date	Pl. Pts.	Bonus	TOTAL
Scored bests come from CURRENT season								
▶ 800m	27	Christine SCHMALTZ	SR	2:07.14	2/10/11	0.125	0.06	0.19
▶ HJ	23	Toni TOLLEFSON	SO	1.79m	5-10¼ 2/27/11	0.4	0.00	0.40
▶ PV	7	Leslie BROST	JR	4.30m	14-1¼ 2/27/11	9	0.97	9.97
▶ LJ	15	Whitney CARLSON	SR	6.28m	20-7¼ 2/27/11	1.5	0.29	1.79
▶ PENT	9	Whitney CARLSON	SR	4,015	2/27/11	7	0.54	7.54
Team Total								19.89

"Scrd As", short for "Scored As", Standing used for place points portion of performance's score combining preseason data (when applied) to current season data

Numbers in BLACK are both the performance's actual NCAA rank AND "scored as" rank Numbers in RED indicate actual NCAA rank does not exist or is worse than "scored as" rank Numbers in BLUE indicate actual NCAA rank is better than "scored as" rank

USTFCCCA Non-Member

Non-Member Schools Will NOT be ranked, beginning Week 2





## 2011 Indoor Track &amp; Field, Week #6

Only those who score >0.01 pts are shown  
D denotes multiple-event rule in affect

## WOMEN

43



Virginia Tech

Atlantic Coast Conference

▼ 1

Event	Scrd As	Athlete	Yr	Scored Mark	Date	Pl. Pts.	Bonus	TOTAL
Scored bests come from CURRENT season								
▶ 60m	19	Funmi ALABI	SO	7.31	2/24/11	0.8	0.25	1.05
▶ 400m	30	Asia WASHINGTON	SR	53.75	2/24/11	0.05	0.03	0.08
▶ 4x400	23	Washington, Boone, Woodford, Amegashie		3:38.16	2/24/11	0.4	0.03	0.43
▶ DMR	19	Lemieux, Woodford, Dowd, Dow		11:17.72	2/24/11	0.8	0.13	0.93
▶ PV	7	Kelly PHILLIPS	SR	4.30m	14-1¼ 2/4/11	9	0.97	9.97
▶ SP	12	Samira BURKHARDT	FR	16.69m	54-9¼ 2/18/11	4	0.46	4.46
▶ WT	16	Dorotea HABAZIN	SR	20.14m	66-1 2/18/11	1.25	0.26	1.51
Team Total								18.44

44



Maryland

Atlantic Coast Conference

unch

Event	Scrd As	Athlete	Yr	Scored Mark	Date	Pl. Pts.	Bonus	TOTAL
Scored bests come from CURRENT season								
▶ HJ	32	Amina SMITH	FR	1.78m	5-10 1/22/11	0.03	0.00	0.03
▶ PENT	3	Kiani PROFIT	SR	4,250	2/24/11	16	2.18	18.18
Team Total								18.21

45



North Carolina

Atlantic Coast Conference

▲ 12

Event	Scrd As	Athlete	Yr	Scored Mark	Date	Pl. Pts.	Bonus	TOTAL
Scored bests come from CURRENT season								
▶ 800m	22	Tasha STANLEY	JR	2:06.46	2/24/11	0.5	0.24	0.74
▶ Mile	13	Ashley VERPLANK	SO	4:39.76	2/18/11	3	0.53	3.53
▶ H60m	21	LaToya JAMES	SR	8.24	1/29/11	0.6	0.20	0.80
▶ 4x400	21	Johnson, Mott, Stanley, James		3:37.74	2/24/11	0.6	0.12	0.72
▶ HJ	9	Patience COLEMAN	SR	1.82m	5-11¼ 2/24/11	7	0.51	7.51
▶ HJ	19	Ariel ROBERTS	SO	1.80m	5-10¼ 2/24/11	0.8	0.11	0.91
▶ PV	14	Sandi MORRIS	FR	4.22m	13-10 2/12/11	2	0.29	2.29
▶ PV	35	Merritt VAN METER	FR	4.05m	13-3¼ 2/24/11	0.01	0.00	0.01
▶ PENT	19	Ariel ROBERTS	SO	3,916	2/24/11	0.8	0.11	0.91
▶ PENT	23	Gabrielle GIOIA	SR	3,894	2/4/11	0.4	0.04	0.44
Team Total								17.85

46



Southern California

Pacific-10 Conference

▼ 6

Event	Scrd As	Athlete	Yr	Scored Mark	Date	Pl. Pts.	Bonus	TOTAL
Scored bests come from CURRENT season								
▶ H60m	3	Nia ALI	SR	8.06	2/4/11	16	1.84	17.84
Team Total								17.84

47



Alabama

Southeastern Conference

▲ 17

Event	Scrd As	Athlete	Yr	Scored Mark	Date	Pl. Pts.	Bonus	TOTAL
Scored bests come from CURRENT season								
▶ H60m	25	Kaylon EPPINGER	JR	8.29	2/25/11	0.2	0.01	0.21
▶ HJ	5	Krystle SCHADE	SO	1.85m	6-¼ 2/25/11	12	1.47	13.47
▶ TJ	27	Chloe HETHERTON	FR	12.74m	41-9¼ 1/14/11	0.125	0.00	0.13
▶ SP	14	Wilamena HOPKINS	SO	16.65m	54-7¼ 2/25/11	2	0.42	2.42
▶ WT	18	Amethyst HOLMES	JR	19.91m	65-4 2/12/11	0.9	0.12	1.02
▶ PENT	26	Kaylon EPPINGER	JR	3,835	2/25/11	0.15	0.00	0.15
Team Total								17.39

48



Minnesota

Big Ten Conference

▼ 9

Event	Scrd As	Athlete	Yr	Scored Mark	Date	Pl. Pts.	Bonus	TOTAL
Scored bests come from CURRENT season								
▶ 800m	23	Nikki SWENSON	SR	2:06.81	2/4/11	0.4	0.15	0.55
▶ Mile	15	Nikki SWENSON	SR	4:39.86	2/10/11	1.5	0.50	2.00
▶ Mile	19	Elizabeth YETZER	SR	4:41.03	2/10/11	0.8	0.25	1.05
▶ Mile	34	Stephanie PRICE	SO	4:42.75	2/10/11	0.015	0.06	0.07
▶ 3000m	37	Stephanie PRICE	SO	9:22.62	2/26/11		0.02	0.02
▶ DMR	11	Yetzer, Brooks, Hill, Swenson		11:12.34	2/4/11	5	0.74	5.74
▶ PV	10	Samantha SONNENBERG	SR	4.25m	13-11¼ 2/19/11	6	0.46	6.46
▶ PV	21	Becca PILKERTON	JR	4.15m	13-7¼ 2/10/11	0.6	0.00	0.60
▶ LJ	28	Todea-Kay WILLIS	JR	6.17m	20-3 2/26/11	0.1	0.00	0.10
Team Total								16.59

"Scrd As", short for "Scored As", Standing used for place points portion of performance's score combining preseason data (when applied) to current season data

Numbers in BLACK are both the performance's actual NCAA rank AND "scored as" rank Numbers in RED indicate actual NCAA rank does not exist or is worse than "scored as" rank Numbers in BLUE indicate actual NCAA rank is better than "scored as" rank

USTFCCCA Non-Member

Non-Member Schools Will NOT be ranked, beginning Week 2





## 2011 Indoor Track &amp; Field, Week #6

Only those who score >0.01 pts are shown  
D denotes multiple-event rule in affect

## WOMEN

49



SMU

Conference USA

▼ 4

Event	Scrd As	Athlete	Yr	Scored Mark	Date	Pl. Pts.	Bonus	TOTAL
Scored bests come from CURRENT season								
SP	4	Simone DU TOIT	JR	17.49m	57-4%	1/28/11	14	1.86 15.86
Team Total								15.86

50



Boston College

Atlantic Coast Conference

▲ 3

Event	Scrd As	Athlete	Yr	Scored Mark	Date	Pl. Pts.	Bonus	TOTAL
Scored bests come from CURRENT season								
800m	21	Caroline KING	JR	2:06.28	2/24/11	0.6	0.31	0.91
Mile	5	Caroline KING	JR	4:37.04	2/11/11	12	1.37	13.37
3000m	36	Jillian KING	SO	9:22.46	2/24/11		0.03	0.03
DMR	16	King, Missert, McKenna, King		11:16.68	2/24/11	1.25	0.23	1.48
Team Total								15.80

51



Kentucky

Southeastern Conference

▲ 20

Event	Scrd As	Athlete	Yr	Scored Mark	Date	Pl. Pts.	Bonus	TOTAL
Scored bests come from CURRENT season								
LJ	27	Precious NWOKEY	JR	6.18m	20-3½	2/25/11	0.125	0.00 0.13
PENT	4	Precious NWOKEY	JR	4,185	2/25/11	14	1.64	15.64
Team Total								15.76

52



Kansas

Big 12 Conference

▲ 29

Event	Scrd As	Athlete	Yr	Scored Mark	Date	Pl. Pts.	Bonus	TOTAL
Scored bests come from CURRENT season								
400m	11	Diamond DIXON	FR	53.10	2/25/11	5	0.62	5.62
4x400	13	Morris, Bradley, Wilson, Dixon		3:36.31	2/25/11	3	0.58	3.58
PV	30	Jaci PERRYMAN	SR	4.10m	13-5½	2/4/11	0.05	0.00 0.05
LJ	22	Francine SIMPSON	SO	6.22m	20-5	2/4/11	0.5	0.05 0.55
TJ	12	Andrea GEUBELLE	SO	13.01m	42-8½	2/25/11	4	0.42 4.42
Team Total								14.23

53



Dayton

Atlantic 10 Conference

▲ 1

Event	Scrd As	Athlete	Yr	Scored Mark	Date	Pl. Pts.	Bonus	TOTAL
Scored bests come from CURRENT season								
WT	5	Mallory BARNES	SR	21.33m	69-11½	2/11/11	12	1.51 13.51
WT	26	Kerry ALLEN	SR	19.57m	64-2½	1/15/11	0.15	0.00 0.15
Team Total								13.66

54



Utah

Mountain West Conference

▲ 1

Event	Scrd As	Athlete	Yr	Scored Mark	Date	Pl. Pts.	Bonus	TOTAL
Scored bests come from CURRENT season								
HJ	5	Langley IVERSON	JR	1.85m	6-¾	2/24/11	12	1.47 13.47
Team Total								13.47

55




Michigan State

Big Ten Conference

▼ 9

Event	Scrd As	Athlete	Yr	Scored Mark	Date	Pl. Pts.	Bonus	TOTAL
Scored bests come from CURRENT season								
Mile	29	Emily MACLEOD	SR	4:42.08	2/4/11	0.075	0.13	0.20
3000m	11	Emily MACLEOD	SR	9:15.60	2/11/11	5	0.53	5.53
5000m	34	Emily MACLEOD	SR	16:20.65	2/26/11	0.015	0.00	0.01
DMR	18	Green, Bodenbach, Bannister, MacLeod		11:17.62	2/4/11	0.9	0.14	1.04
TJ	28	Ashley STACEY	FR	12.69m	41-7½	2/26/11	0.1	0.00 0.10
WT	10	Beth ROHL	SO	20.44m	67-¾	2/11/11	6	0.45 6.45
Team Total								13.33

56



Colorado

Big 12 Conference

▲ 4

Event	Scrd As	Athlete	Yr	Scored Mark	Date	Pl. Pts.	Bonus	TOTAL
Scored bests come from CURRENT season								
Mile	6	Emma COBURN	JR	4:37.44	2/11/11	10	1.23	11.23
3000m	17	Emma COBURN	JR	9:17.46	2/25/11	1	0.36	1.36
5000m	29	Laura THWEATT	SR	16:17.39	2/11/11	0.075	0.08	0.15
DMR	24	Cumming, Regan, Tremblay, Coburn		11:22.87	2/25/11	0.3	0.00	0.30
Team Total								13.04

"Scrd As", short for "Scored As", Standing used for place points portion of performance's score combining preseason data (when applied) to current season data

Numbers in BLACK are both the performance's actual NCAA rank AND "scored as" rank Numbers in RED indicate actual NCAA rank does not exist or is worse than "scored as" rank Numbers in BLUE indicate actual NCAA rank is better than "scored as" rank

USTFCCCA Non-Member

Non-Member Schools Will NOT be ranked, beginning Week 2



## 2011 Indoor Track &amp; Field, Week #6

Only those who score >0.01 pts are shown  
D denotes multiple-event rule in affect

## WOMEN

57



Wake Forest

Atlantic Coast Conference

▲39

Event	Scrd As	Athlete	Yr	Scored Mark	Date	Pl. Pts.	Bonus	TOTAL
Scored bests come from CURRENT season								
▶ 3000m	6	Anna NOSENKO	SR	9:12.02	2/24/11	10	0.86	10.86
▶ 5000m	15	Anna NOSENKO	SR	16:09.64	2/24/11	1.5	0.35	1.85
Team Total								12.71

58



UCLA

Pacific-10 Conference

▼7

Event	Scrd As	Athlete	Yr	Scored Mark		Date	Pl. Pts.	Bonus	TOTAL
Scored bests come from CURRENT season									
▶ H60m	15	Lindsay ROWE	SR	8.18		2/11/11	1.5	0.62	2.12
▶ 4x400	16	Eaton, McLaughlin, Thompson, Hunter		3:36.77		2/11/11	1.25	0.43	1.68
▶ WT	8	Ida STORM	FR	20.70m	67-11	2/25/11	8	0.74	8.74
Team Total									12.53

59



UC Santa Barbara

Big West Conference

▼7

Event	Scrd As	Athlete	Yr	Scored Mark	Date	Pl. Pts.	Bonus	TOTAL	
Scored bests come from CURRENT season									
▶ HJ	23	Barbara NWABA	JR	1.79m	5-10½	2/4/11	0.4	0.00	0.40
▶ PENT	6	Barbara NWABA	JR	4,140		1/28/11	10	1.35	11.35
Team Total								11.75	

60



USF

BIG EAST Conference

▼1

Event	Scrd As	Athlete	Yr	Scored Mark	Date	Pl. Pts.	Bonus	TOTAL	
Scored bests come from CURRENT season									
▶ PV	6	Denise VONEYNATTEN	SR	4.31m	14-1¾	2/18/11	10	1.08	11.08
▶ PV	25	Stephanie DUFFY	SR	4.12m	13-6¾	2/5/11	0.2	0.00	0.20
Team Total								11.28	

61



UTEP

Conference USA

▼14

Event	Scrd As	Athlete	Yr	Scored Mark	Date	Pl. Pts.	Bonus	TOTAL	
Scored bests come from CURRENT season									
▶ 60m	21	Endurance ABINUWA	JR	7.32	2/25/11	0.6	0.19	0.79	
▶ 200m	33	Endurance ABINUWA	JR	23.67	2/25/11	0.02	0.00	0.02	
▶ 400m	8	Endurance ABINUWA	JR	52.99	2/12/11	8	0.75	8.75	
▶ 5000m	21	Risper KIMAIYO	JR	16:10.98	2/25/11	0.6	0.27	0.87	
▶ 5000m	26	Kathya GARCIA	JR	16:14.06	2/11/11	0.15	0.17	0.32	
▶ WT	27	Terran ALEXANDER	SR	19.56m	64-2¼	1/28/11	0.125	0.00	0.13
Team Total								10.88	

62




Washington State

Pacific-10 Conference

▲1

Event	Scrd As	Athlete	Yr	Scored Mark		Date	Pl. Pts.	Bonus	TOTAL
Scored bests come from CURRENT season									
► DMR	20	Zalud, Fermin, Layman, Roberts		11:18.14		2/25/11	0.7	0.11	0.81
► HJ	7	Holly PARENT	SO	1.83m	6-0	1/14/11	9	0.79	9.79
Team Total									10.60

63



Providence

BIG EAST Conference

▼5

Event	Scrd As	Athlete	Yr	Scored Mark	Date	Pl. Pts.	Bonus	TOTAL
Scored bests come from CURRENT season								
▶ 3000m	8	Shelby GREANY	SO	9:14.06	2/11/11	8	0.67	8.67
▶ 3000m	22	Hannah DAVIDSON	SO	9:18.94	2/11/11	0.5	0.22	0.72
▶ 5000m	19	Shelby GREANY	SO	16:10.86	1/28/11	0.8	0.28	1.08
Team Total								10.47

64



Yale

Ivy League

▲10

Event	Scrd As	Athlete	Yr	Scored Mark	Date	Pl. Pts.	Bonus	TOTAL
Scored bests come from CURRENT season								
▶ 800m	9	Kate GRACE	SR	2:05.37	2/26/11	7	0.80	7.80
▶ Mile	12	Kate GRACE	SR	4:39.52	2/12/11	D	4	0.58
Team Total								10.38

"Scrd As", short for "Scored As", Standing used for place points portion of performance's score combining preseason data (when applied) to current season data

Numbers in BLACK are both the performance's actual NCAA rank AND "scored as" rank Numbers in RED indicate actual NCAA rank does not exist or is worse than "scored as" rank Numbers in BLUE indicate actual NCAA rank is better than "scored as" rank

USTFCCCA Non-Member

Non-Member Schools Will NOT be ranked, beginning Week 2



## 2011 Indoor Track &amp; Field, Week #6

Only those who score >0.01 pts are shown  
D denotes multiple-event rule in affect

## WOMEN

65



Georgia Tech

Atlantic Coast Conference

unch

Event	Scrd As	Athlete	Yr	Scored Mark	Date	Pl. Pts.	Bonus	TOTAL
Scored bests come from CURRENT season								
H60m	26	Leslie NJOKU	SR	8.30	2/24/11	0.15	0.00	0.15
H60m	35	Melanie AKWULE	JR	8.34	1/28/11	0.01	0.00	0.01
PV	7	Joanna WRIGHT	SR	4.30m	14-1½ 1/28/11	9	0.97	9.97
TJ	28	Julienne MCKEE	FR	12.69m	41-7½ 2/24/11	0.1	0.00	0.10
Team Total								10.23

66



Cal State Northridge

Big West Conference

▲27

Event	Scrd As	Athlete	Yr	Scored Mark	Date	Pl. Pts.	Bonus	TOTAL
Scored bests come from CURRENT season								
PENT	7	Sherrina LOFTON	SR	4,092	2/25/11	9	1.04	10.04
PENT	29	Desirae GONDER	SR	3,802	2/25/11	0.075	0.00	0.08
Team Total								10.11

67



Buffalo

Mid-American Conference

▼6

Event	Scrd As	Athlete	Yr	Scored Mark	Date	Pl. Pts.	Bonus	TOTAL
Scored bests come from CURRENT season								
SP	7	Rebecca O'BRIEN	SO	17.10m	56-1¼ 1/28/11	9	1.04	10.04
Team Total								10.04

68



Purdue

Big Ten Conference

▲15

Event	Scrd As	Athlete	Yr	Scored Mark	Date	Pl. Pts.	Bonus	TOTAL
Scored bests come from CURRENT season								
HJ	23	Emily BRESLIN	SR	1.79m	5-10½ 2/26/11	0.4	0.00	0.40
LJ	16	Leah EBER	JR	6.27m	20-7 2/26/11	1.25	0.25	1.50
SP	24	Dani BUNCH	FR	16.07m	52-8½ 2/19/11	0.3	0.00	0.30
SP	34	Stacey WANNEMACHER	SR	15.78m	51-9½ 2/11/11	0.015	0.00	0.01
WT	9	Dani BUNCH	FR	20.54m	67-4½ 2/26/11	7	0.54	7.54
Team Total								9.76

69



Columbia

Ivy League

▲22

Event	Scrd As	Athlete	Yr	Scored Mark	Date	Pl. Pts.	Bonus	TOTAL
Scored bests come from CURRENT season								
200m	35	Sharay HALE	JR	23.68	2/26/11	0.01	0.00	0.01
400m	9	Sharay HALE	JR	53.02	2/12/11	7	0.71	7.71
4x400	30	Caldwell, Morlu, Ofoche, Hale		3:39.46	2/26/11	0.05	0.00	0.05
HJ	19	Monique ROBERTS	JR	1.80m	5-10½ 2/19/11	0.8	0.11	0.91
HJ	23	Tara RICHMOND	FR	1.79m	5-10½ 1/28/11	0.4	0.00	0.40
TJ	22	Queen OKEKE	SO	12.77m	41-10½ 2/26/11	0.5	0.03	0.53
Team Total								9.62

70




Wisconsin

Big Ten Conference

▼8

Event	Scrd As	Athlete	Yr	Scored Mark	Date	Pl. Pts.	Bonus	TOTAL
Scored bests come from CURRENT season								
HJ	9	Monika JAKUTYTE	JR	1.82m	5-11½ 2/26/11	7	0.51	7.51
SP	32	Taylor SMITH	SO	15.83m	51-11¼ 1/14/11	0.03	0.00	0.03
WT	34	Taylor SMITH	SO	19.30m	63-4 2/4/11	0.015	0.00	0.01
PENT	15	Dorcas AKINNIYI	JR	3,964	2/4/11	1.5	0.27	1.77
Team Total								9.32

71



Mississippi

Southeastern Conference

▼23

Event	Scrd As	Athlete	Yr	Scored Mark	Date	Pl. Pts.	Bonus	TOTAL
Scored bests come from CURRENT season								
800m	14	Sofie PERSSON	JR	2:05.81	2/11/11	2	0.56	2.56
4x400	14	Baldwin, Hellberg-Jonsen, Bridges, Persson		3:36.43	2/25/11	2	0.54	2.54
PV	34	Neal TISHER	SO	4.06m	13-3½ 1/22/11	0.015	0.00	0.01
TJ	28	Aria GAINES	JR	12.69m	41-7½ 2/25/11	0.1	0.00	0.10
WT	15	Juliana SMITH	SR	20.23m	66-4½ 2/4/11	1.5	0.32	1.82
PENT	17	Fabia MCDONALD	FR	3,922	2/25/11	1	0.13	1.13
Team Total								8.17

"Scrd As", short for "Scored As", Standing used for place points portion of performance's score combining preseason data (when applied) to current season data

Numbers in BLACK are both the performance's actual NCAA rank AND "scored as" rank Numbers in RED indicate actual NCAA rank does not exist or is worse than "scored as" rank Numbers in BLUE indicate actual NCAA rank is better than "scored as" rank

USTFCCCA Non-Member


Non-Member Schools Will NOT be ranked, beginning Week 2




## 2011 Indoor Track &amp; Field, Week #6

Only those who score >0.01 pts are shown  
D denotes multiple-event rule in affect


## WOMEN

**72**  **Princeton** ▼ 2  
Ivy League


Event	Scrd As	Athlete	Yr	Scored Mark	Date	Pl. Pts.	Bonus	TOTAL
Scored bests come from CURRENT season								
3000m	9	Ashley HIGGINSON	SR	9:14.47	1/29/11	7	0.63	7.63
<b>Team Total</b>								<b>7.63</b>

**73**  **St. John's (N.Y.)** ▼ 4  
BIG EAST Conference


Event	Scrd As	Athlete	Yr	Scored Mark	Date	Pl. Pts.	Bonus	TOTAL	
Scored bests come from CURRENT season									
HJ	9	Priscilla FREDERICK	SR	1.82m	5-11½	1/15/11	7	0.51	7.51
PENT	33	Priscilla FREDERICK	SR	3,784		2/18/11	0.02	0.00	0.02
<b>Team Total</b>								<b>7.53</b>	

**74**  **Sacramento State** ▼25  
Big Sky Conference


Event	Scrd As	Athlete	Yr	Scored Mark	Date	Pl. Pts.	Bonus	TOTAL	
Scored bests come from CURRENT season									
800m	10	Lea WALLACE	SR	2:05.42		1/28/11	6	0.77	6.77
Mile	33	Lea WALLACE	SR	4:42.69		2/25/11	0.02	0.06	0.08
DMR	35	Robinson, Humphrey, Marchini, Wallace		11:31.67		1/28/11	0.01	0.00	0.01
<b>Team Total</b>								<b>6.87</b>	

**75**  **Hampton** ▼ 9  
Mid-Eastern Athletic Conference


Event	Scrd As	Athlete	Yr	Scored Mark	Date	Pl. Pts.	Bonus	TOTAL	
Scored bests come from CURRENT season									
200m	32	Racquel VASSELL	SR	23.66		2/17/11	0.03	0.00	0.03
H60m	10	Racquel VASSELL	SR	8.16		1/28/11	6	0.77	6.77
HJ	32	Claudia CALDER	JR	1.78m	5-10	2/4/11	0.03	0.00	0.03
<b>Team Total</b>								<b>6.83</b>	

**76**  **Toledo** ▼ 1  
Mid-American Conference


Event	Scrd As	Athlete	Yr	Scored Mark	Date	Pl. Pts.	Bonus	TOTAL	
Scored bests come from CURRENT season									
5000m	10	Ari FISHER	JR	16:04.56		2/10/11	6	0.64	6.64
<b>Team Total</b>								<b>6.64</b>	

**77**  **Kent State** ▼10  
Mid-American Conference

Event	Scrd As	Athlete	Yr	Scored Mark	Date	Pl. Pts.	Bonus	TOTAL	
Scored bests come from CURRENT season									
WT	31	Melissa KURZDORFER	FR	19.44m	63-9½	1/28/11	0.04	0.00	0.04
PENT	10	Diana DUMITRESCU	JR	4,009		2/25/11	6	0.50	6.50
<b>Team Total</b>								<b>6.54</b>	

**78**  **Utah State** ▲45  
Western Athletic Conference

Event	Scrd As	Athlete	Yr	Scored Mark	Date	Pl. Pts.	Bonus	TOTAL	
Scored bests come from CURRENT season									
PV	10	Sonia GRABOWSKA	JR	4.25m	13-11½	2/24/11	6	0.46	6.46
<b>Team Total</b>								<b>6.46</b>	

**79**  **Illinois** ▼11  
Big Ten Conference

Event	Scrd As	Athlete	Yr	Scored Mark	Date	Pl. Pts.	Bonus	TOTAL	
Scored bests come from CURRENT season									
200m	28	Ashley KELLY	JR	23.62		2/26/11	0.1	0.00	0.10
400m	25	Ashley KELLY	JR	53.59		2/4/11	0.2	0.12	0.32
800m	26	Stephanie MORGAN	SO	2:07.02		2/26/11	0.15	0.10	0.25
H60m	12	Tamika ROBINSON	SR	8.17		1/21/11	4	0.69	4.69
4x400	25	Boyd, Kelly, Griffith, Golliday		3:38.56		2/26/11	0.2	0.00	0.20
DMR	27	Porada, Golliday, Duvendack, Morgan		11:25.13		2/26/11	0.125	0.00	0.13
<b>Team Total</b>								<b>5.68</b>	

"Scrd As", short for "Scored As", Standing used for place points portion of performance's score combining preseason data (when applied) to current season data

Numbers in BLACK are both the performance's actual NCAA rank AND "scored as" rank Numbers in RED indicate actual NCAA rank does not exist or is worse than "scored as" rank Numbers in BLUE indicate actual NCAA rank is better than "scored as" rank

USTFCCCA Non-Member

Non-Member Schools Will NOT be ranked, beginning Week 2



## 2011 Indoor Track &amp; Field, Week #6

Only those who score >0.01 pts are shown  
D denotes multiple-event rule in affect

## WOMEN

80



Wyoming

Mountain West Conference

▲ 19

Event	Scrd As	Athlete	Yr	Scored Mark	Date	Pl. Pts.	Bonus	TOTAL
Scored bests come from CURRENT season								
▶ 400m	11	Afiya WALKER	SR	53.10	2/24/11	5	0.62	5.62
Team Total								5.62

81



Georgetown

BIG EAST Conference

▼ 5

Event	Scrd As	Athlete	Yr	Scored Mark	Date	Pl. Pts.	Bonus	TOTAL
Scored bests come from CURRENT season								
▶ 5000m	20	Emily JONES	FR	16:10.96	2/18/11	0.7	0.27	0.97
▶ DMR	13	Borduin, Sanders, Cox, Schneider		11:14.00	2/4/11	3	0.55	3.55
Team Total								4.52

82



Syracuse

BIG EAST Conference

▼ 5

Event	Scrd As	Athlete	Yr	Scored Mark	Date	Pl. Pts.	Bonus	TOTAL
Scored bests come from CURRENT season								
▶ Mile	22	Lauren PENNEY	SO	4:41.34	2/11/11	0.5	0.21	0.71
▶ 3000m	13	Lauren PENNEY	SO	9:16.01	1/28/11	3	0.49	3.49
▶ 5000m	30	Catherine DESARLE	SR	16:17.53	2/18/11	0.05	0.07	0.12
Team Total								4.33

83



Northern Iowa

Missouri Valley Conference

▼ 10

Event	Scrd As	Athlete	Yr	Scored Mark	Date	Pl. Pts.	Bonus	TOTAL
Scored bests come from CURRENT season								
▶ 800m	16	Holli HOSCH	SR	2:06.02	2/11/11	1.25	0.45	1.70
▶ PENT	14	Olimpia NOWAK	JR	3,966	2/26/11	2	0.27	2.27
Team Total								3.97

84



Miami (Fla.)

Atlantic Coast Conference

▼ 2

Event	Scrd As	Athlete	Yr	Scored Mark	Date	Pl. Pts.	Bonus	TOTAL
Scored bests come from CURRENT season								
▶ 60m	29	Tarika WILLIAMS	JR	7.34	2/24/11	0.075	0.10	0.18
▶ 200m	16	Tarika WILLIAMS	JR	23.27	2/24/11	1.25	0.48	1.73
▶ 400m	16	Ti'erra BROWN	SR	53.25	2/24/11	1.25	0.46	1.71
▶ 400m	31	Tameka JAMESON	SR	53.81	1/15/11	0.04	0.00	0.04
▶ H60m	33	Takecia JAMESON	JR	8.33	2/24/11	0.02	0.00	0.02
▶ 4x400	26	Stewart, Jameson, Brown, Estime		3:38.68	2/11/11	0.15	0.00	0.15
▶ WT	33	Miranda WILSON	JR	19.32m	63-4% 2/24/11	0.02	0.00	0.02
Team Total								3.85

85



Maine

America East Conference

▲ 1

Event	Scrd As	Athlete	Yr	Scored Mark	Date	Pl. Pts.	Bonus	TOTAL
Scored bests come from CURRENT season								
▶ 5000m	13	Corey CONNER	JR	16:06.18	1/28/11	3	0.54	3.54
▶ HJ	32	Jesse LABRECK	JR	1.78m	5-10 2/18/11	0.03	0.00	0.03
▶ LJ	34	Jesse LABRECK	JR	6.14m	20-1% 2/18/11	0.015	0.00	0.01
Team Total								3.59

86



Boston University

America East Conference

▲ 2

Event	Scrd As	Athlete	Yr	Scored Mark	Date	Pl. Pts.	Bonus	TOTAL
Scored bests come from CURRENT season								
▶ 5000m	14	Katie MATTHEWS	JR	16:06.38	2/18/11	2	0.53	2.53
▶ HJ	19	Allison BARWISE	SO	1.80m	5-10% 2/25/11	0.8	0.11	0.91
▶ PENT	28	Allison BARWISE	SO	3,813	2/18/11	0.1	0.00	0.10
Team Total								3.55

"Scrd As", short for "Scored As", Standing used for place points portion of performance's score combining preseason data (when applied) to current season data

Numbers in BLACK are both the performance's actual NCAA rank AND "scored as" rank Numbers in RED indicate actual NCAA rank does not exist or is worse than "scored as" rank Numbers in BLUE indicate actual NCAA rank is better than "scored as" rank

USTFCCCA Non-Member

Non-Member Schools Will NOT be ranked, beginning Week 2





## 2011 Indoor Track &amp; Field, Week #6

Only those who score >0.01 pts are shown  
D denotes multiple-event rule in affect

## WOMEN

87



Western Kentucky

Sun Belt Conference

▼15

Event	Scrd As	Athlete	Yr	Scored Mark		Date	Pl. Pts.	Bonus	TOTAL
Scored bests come from CURRENT season									
► LJ	16	Sharika SMITH	JR	6.27m	20-7	1/28/11	1.25	0.25	1.50
► LJ	31	Antquinita REED	FR	6.15m	20-2½	2/27/11	0.04	0.00	0.04
► TJ	16	Sharika SMITH	JR	12.89m	42-3½	1/14/11	1.25	0.23	1.48
► TJ	28	Antquinita REED	FR	12.69m	41-7¾	1/28/11	0.1	0.00	0.10
Team Total									3.12

88



Virginia

Atlantic Coast Conference

▲4

Event	Scrd As	Athlete	Yr	Scored Mark	Date	Pl. Pts.	Bonus	TOTAL
Scored bests come from CURRENT season								
► Mile	35	Catherine WHITE	SR	4:42.80	2/4/11	0.01	0.05	0.06
► 3000m	24	Stephanie GARCIA	SR	9:19.44	2/24/11	0.3	0.18	0.48
► DMR	14	Gay, Fabrizio, Harper, Garcia		11:14.15	2/24/11	2	0.53	2.53
Team Total								3.06

89



Illinois State

Missouri Valley Conference

▼9

Event	Scrd As	Athlete	Yr	Scored Mark	Date	Pl. Pts.	Bonus	TOTAL	
Scored bests come from CURRENT season									
► HJ	23	Amanda ALBRECHT	SR	1.79m	5-10½	1/29/11	0.4	0.00	0.40
► SP	15	Brittany SMITH	SO	16.45m	53-11¾	1/15/11	1.5	0.22	1.72
► WT	20	Brittany SMITH	SO	19.85m	65-1½	2/4/11	0.7	0.08	0.78
Team Total								2.90	

90



Iowa

Big Ten Conference

▼11

Event	Scrd As	Athlete	Yr	Scored Mark	Date	Pl. Pts.	Bonus	TOTAL
Scored bests come from CURRENT season								
► 800m	19	Bethany PRASKA	SR	2:06.20	2/10/11	0.8	0.36	1.16
► Mile	31	McKenzie MELANDER	JR	4:42.54	2/10/11	0.04	0.08	0.12
► Mile	32	Lauren HARDESTY	SR	4:42.56	2/10/11	0.03	0.08	0.11
► 3000m	28	Betsy FLOOD	JR	9:20.09	2/26/11	0.1	0.14	0.24
► 5000m	35	Betsy FLOOD	JR	16:20.67	2/26/11	0.01	0.00	0.01
► 4x400	20	Liverpool, Hendricks, Erickson, Praska		3:37.58	2/26/11	0.7	0.17	0.87
► DMR	23	Melander, Hendricks, Hardesty, Eilers		11:22.44	2/26/11	0.4	0.00	0.40
Team Total								2.89

91



Montana

Big Sky Conference

▼6

Event	Scrd As	Athlete	Yr	Scored Mark	Date	Pl. Pts.	Bonus	TOTAL
Scored bests come from CURRENT season								
► Mile	14	Katrina DRENNEN	SR	4:39.82	2/11/11	2	0.51	2.51
► PENT	24	Lindsey HALL	SO	3,884	1/10/11	0.3	0.00	0.30
Team Total								2.82

92



San Diego State

Mountain West Conference

▲6

Event	Scrd As	Athlete	Yr	Scored Mark	Date	Pl. Pts.	Bonus	TOTAL
Scored bests come from CURRENT season								
► 200m	22	Shanae ROACH	JR	23.45	2/24/11	0.5	0.08	0.58
► TJ	18	Shanieka THOMAS	FR	12.86m	42-2¾ 2/24/11	0.9	0.18	1.08
► PENT	19	Allison REASER	FR	3,916	2/24/11	0.8	0.11	0.91
Team Total								2.56

93



UC Riverside

Big West Conference

▼15

Event	Scrd As	Athlete	Yr	Scored Mark	Date	Pl. Pts.	Bonus	TOTAL	
Scored bests come from CURRENT season									
► TJ	14	Allison WILDER	SR	12.95m	42-6	2/11/11	2	0.32	2.32
Team Total								2.32	

"Scrd As", short for "Scored As", Standing used for place points portion of performance's score combining preseason data (when applied) to current season data

Numbers in BLACK are both the performance's actual NCAA rank AND "scored as" rank Numbers in RED indicate actual NCAA rank does not exist or is worse than "scored as" rank Numbers in BLUE indicate actual NCAA rank is better than "scored as" rank

USTFCCCA Non-Member

Non-Member Schools Will NOT be ranked, beginning Week 2





## 2011 Indoor Track &amp; Field, Week #6

Only those who score >0.01 pts are shown  
D denotes multiple-event rule in affect

## WOMEN

94



Middle Tennessee

Sun Belt Conference

▼ 10

Event	Scrd As	Athlete	Yr	Scored Mark	Date	Pl. Pts.	Bonus	TOTAL	
Scored bests come from CURRENT season									
▶ HJ	17	Ann DUDLEY	SO	1.81m	5-11%	1/8/11	1	0.25	1.25
▶ LJ	21	Kortney THURMAN	SR	6.23m	20-5%	2/12/11	0.6	0.09	0.69
Team Total								1.95	

95



Washington

Pacific-10 Conference

▲ 12

Event	Scrd As	Athlete	Yr	Scored Mark	Date	Pl. Pts.	Bonus	TOTAL
Scored bests come from CURRENT season								
▶ 3000m	18	Megan GOETHALS	FR	9:18.28	2/25/11	0.9	0.28	1.18
▶ 3000m	30	Katie FLOOD	FR	9:20.32	2/25/11	0.05	0.13	0.18
▶ DMR	22	Johnson, Fero, Orr, Flood		11:20.85	2/25/11	0.5	0.00	0.50
▶ HJ	32	Kelly MCNAMEE	JR	1.78m	5-10 1/28/11	0.03	0.00	0.03
▶ WT	32	Elisa BRYANT	SR	19.41m	63-8% 1/28/11	0.03	0.00	0.03
Team Total								1.92

96



UNLV

Mountain West Conference

▼ 1

Event	Scrd As	Athlete	Yr	Scored Mark		Date	Pl. Pts.	Bonus	TOTAL
Scored bests come from CURRENT season									
▶ HJ	32	Ashley HENRY	FR	1.78m	5-10	1/21/11	0.03	0.00	0.03
▶ WT	19	Chelsea CASSULO	JR	19.87m	65-2%	2/24/11	0.8	0.09	0.89
▶ WT	22	Amanda BINGSON	JR	19.70m	64-7%	2/24/11	0.5	0.00	0.50
Team Total									1.42

97



Eastern Michigan

Mid-American Conference

▼ 8

Event	Scrd As	Athlete	Yr	Scored Mark	Date	Pl. Pts.	Bonus	TOTAL	
Scored bests come from CURRENT season									
▶ 60m	29	Ashlee ABRAHAM	SO	7.34	2/25/11	0.075	0.10	0.18	
▶ 200m	31	Ashlee ABRAHAM	SO	23.65	2/25/11	0.04	0.00	0.04	
▶ 800m	24	Beverly ELCOCK	SR	2:06.86	2/11/11	0.3	0.14	0.44	
▶ 4x400	31	Shearer, Rawls, Andre, Williams		3:39.57	2/25/11	0.04	0.00	0.04	
▶ PV	21	Jessica HEMINGWAY	SR	4.15m	13-7½	2/19/11	0.6	0.00	0.60
Team Total								1.30	

98



Cal State Fullerton

Big West Conference

▲ 4

Event	Scrd As	Athlete	Yr	Scored Mark	Date	Pl. Pts.	Bonus	TOTAL
Scored bests come from CURRENT season								
400m	18	Ciara SHORT	SR	53.34	2/26/11	0.9	0.36	1.26
Team Total								1.26

99



Cincinnati

BIG EAST Conference

▼ 9

Event	Scrd As	Athlete	Yr	Scored Mark		Date	Pl. Pts.	Bonus	TOTAL
Scored bests come from CURRENT season									
▶ PV	17	MacKenzie FIELDS	JR	4.21m	13-9%	2/11/11	1	0.24	1.24
▶ PV	35	Sarah RASNICK	FR	4.05m	13-3%	2/18/11	0.01	0.00	0.01
Team Total									1.25

100



Loyola Marymount

West Coast Conference

▼ 6

Event	Scrd As	Athlete	Yr	Scored Mark	Date	Pl. Pts.	Bonus	TOTAL
Scored bests come from CURRENT season								
3000m	19	Tara ERDMANN	JR	9:18.39	2/11/11	0.8	0.27	1.07
Team Total								1.07

"Scrd As", short for "Scored As", Standing used for place points portion of performance's score combining preseason data (when applied) to current season data

Numbers in BLACK are both the performance's actual NCAA rank AND "scored as" rank Numbers in RED indicate actual NCAA rank does not exist or is worse than "scored as" rank Numbers in BLUE indicate actual NCAA rank is better than "scored as" rank

USTFCCCA Non-Member


Non-Member Schools Will NOT be ranked, beginning Week 2




## 2011 Indoor Track &amp; Field, Week #6

Only those who score >0.01 pts are shown  
D denotes multiple-event rule in affect


## WOMEN

**101**  **Navy** ▲ 3  
Patriot League


Event	Scrd As	Athlete	Yr	Scored Mark	Date	Pl. Pts.	Bonus	TOTAL
Scored bests come from CURRENT season								
800m	20	Jess PALACIO	JR	2:06.27	2/27/11	0.7	0.32	1.02
<b>Team Total</b>								<b>1.02</b>

**102**  **California** ▲ 9  
Pacific-10 Conference


Event	Scrd As	Athlete	Yr	Scored Mark	Date	Pl. Pts.	Bonus	TOTAL	
Scored bests come from CURRENT season									
DMR	26	Dutch, Weaver, Tam, Reilly		11:23.91	2/25/11	0.15	0.00	0.15	
PV	19	Allison STOKKE	SR	4.16m	13-7%	2/25/11	0.8	0.00	0.80
<b>Team Total</b>								<b>0.95</b>	

**103**  **Manhattan** ▼ 16  
Metro Atlantic Athletic Conference


Event	Scrd As	Athlete	Yr	Scored Mark	Date	Pl. Pts.	Bonus	TOTAL	
Scored bests come from CURRENT season									
LJ	19	Malin OLSSON	FR	6.24m	20-5%	2/9/11	0.8	0.13	0.93
<b>Team Total</b>								<b>0.93</b>	

**104**  **Houston** ▲ 21  
Conference USA


Event	Scrd As	Athlete	Yr	Scored Mark	Date	Pl. Pts.	Bonus	TOTAL
Scored bests come from CURRENT season								
200m	20	Christie JONES	SR	23.39	2/25/11	0.7	0.16	0.86
<b>Team Total</b>								<b>0.86</b>

**105**  **Long Island** ▼ 4  
Northeast Conference


Event	Scrd As	Athlete	Yr	Scored Mark	Date	Pl. Pts.	Bonus	TOTAL	
Scored bests come from CURRENT season									
H60m	35	Jessie GAINES	JR	8.34	2/12/11	0.01	0.00	0.01	
TJ	21	Jessie GAINES	JR	12.80m	42-0	2/4/11	0.6	0.08	0.68
<b>Team Total</b>								<b>0.69</b>	

**106**  **Tulsa** ▼ 6  
Conference USA


Event	Scrd As	Athlete	Yr	Scored Mark	Date	Pl. Pts.	Bonus	TOTAL
Scored bests come from CURRENT season								
3000m	23	Paula WHITING	SR	9:19.01	2/11/11	0.4	0.21	0.61
PENT	33	Brianna STEEL	SR	3,784	2/25/11	0.02	0.00	0.02
<b>Team Total</b>								<b>0.63</b>

**107**  **Arkansas State** ▲ 26  
Sun Belt Conference


Event	Scrd As	Athlete	Yr	Scored Mark	Date	Pl. Pts.	Bonus	TOTAL	
Scored bests come from CURRENT season									
PV	21	Stephanie FOREMAN	JR	4.15m	13-7%	2/27/11	0.6	0.00	0.60
<b>Team Total</b>								<b>0.60</b>	

**108**  **Jacksonville** ▼ 11  
Atlantic Sun Conference

Event	Scrd As	Athlete	Yr	Scored Mark	Date	Pl. Pts.	Bonus	TOTAL
Scored bests come from CURRENT season								
PENT	22	Charlene CHARLES	SO	3,906	1/29/11	0.5	0.08	0.58
<b>Team Total</b>								<b>0.58</b>

**109**  **Butler** ▼ 6  
Horizon League

Event	Scrd As	Athlete	Yr	Scored Mark	Date	Pl. Pts.	Bonus	TOTAL
Scored bests come from CURRENT season								
Mile	24	Kirsty LEGG	SO	4:41.59	1/28/11	0.3	0.18	0.48
<b>Team Total</b>								<b>0.48</b>

**110**  **Iona** ▼ 2  
Metro Atlantic Athletic Conference

Event	Scrd As	Athlete	Yr	Scored Mark	Date	Pl. Pts.	Bonus	TOTAL
Scored bests come from CURRENT season								
Mile	25	Heidi GREGSON	JR	4:41.60	2/11/11	0.2	0.18	0.38
<b>Team Total</b>								<b>0.38</b>

"Scrd As", short for "Scored As", Standing used for place points portion of performance's score combining preseason data (when applied) to current season data

Numbers in BLACK are both the performance's actual NCAA rank AND "scored as" rank Numbers in RED indicate actual NCAA rank does not exist or is worse than "scored as" rank Numbers in BLUE indicate actual NCAA rank is better than "scored as" rank

USTFCCCA Non-Member

Non-Member Schools Will NOT be ranked, beginning Week 2



## 2011 Indoor Track &amp; Field, Week #6

Only those who score >0.01 pts are shown  
D denotes multiple-event rule in affect

## WOMEN

111

North Texas

Sun Belt Conference

▼ 5

Event	Scrd As	Athlete	Yr	Scored Mark	Date	Pl. Pts.	Bonus	TOTAL
Scored bests come from CURRENT season								
H60m	24	Alysha ADAMS	SR	8.28	2/10/11	0.3	0.05	0.35
Team Total								0.35

112

NC State

Atlantic Coast Conference

▲ 21

Event	Scrd As	Athlete	Yr	Scored Mark		Date	Pl. Pts.	Bonus	TOTAL
Scored bests come from CURRENT season									
► TJ	24	Jazueline DANIELS	SO	12.75m	41-10	2/24/11	0.3	0.00	0.30
Team Total									0.30

113

Akron

Mid-American Conference

▼ 8

Event	Scrd As	Athlete	Yr	Scored Mark		Date	Pl. Pts.	Bonus	TOTAL
Scored bests come from CURRENT season									
► PV	33	Ariane BEAUMONT-COURTEAU	FR	4.07m	13-4%	2/11/11	0.02	0.00	0.02
► WT	25	Valerie WERT	JR	19.60m	64-3%	1/28/11	0.2	0.00	0.20
Team Total									0.22

114

Cornell

Ivy League

▼ 4

Event	Scrd As	Athlete	Yr	Scored Mark	Date	Pl. Pts.	Bonus	TOTAL
Scored bests come from CURRENT season								
▶ 800m	29	Kim STANDRIDGE	SR	2:07.23	2/26/11	0.075	0.04	0.12
▶ LJ	28	Melissa HEWITT	JR	6.17m	20-3 2/12/11	0.1	0.00	0.10
Team Total								0.22

115

Notre Dame

BIG EAST Conference

unch

Event	Scrd As	Athlete	Yr	Scored Mark	Date	Pl. Pts.	Bonus	TOTAL
Scored bests come from CURRENT season								
Mile	30	Rebecca TRACY	SO	4:42.14	1/22/11	0.05	0.12	0.17
Team Total								0.17

116

Northwestern State

Southland Conference

▼ 5

Event	Scrd As	Athlete	Yr	Scored Mark		Date	Pl. Pts.	Bonus	TOTAL
Scored bests come from CURRENT season									
► SP	27	Trecey REW	SR	16.00m	52-6	1/15/11	0.125	0.00	0.13
Team Total									0.13

117

Pittsburgh

BIG EAST Conference

▼ 4

Event	Scrd As	Athlete	Yr	Scored Mark	Date	Pl. Pts.	Bonus	TOTAL
Scored bests come from CURRENT season								
H60m	29	Brianna BROYLES	SR	8.32	2/4/11	0.075	0.00	0.08
Team Total								0.08

118

Bowling Green

Mid-American Conference

Event	Scrd As	Athlete	Yr	Scored Mark	Date	Pl. Pts.	Bonus	TOTAL	
Scored bests come from CURRENT season									
▶ WT	30	Jessie ROWLAND	SO	19.45m	63-9%	2/25/11	0.05	0.00	0.05
Team Total								0.05	

118

Dartmouth

Ivy League

▼ 9

Event	Scrd As	Athlete	Yr	Scored Mark	Date	Pl. Pts.	Bonus	TOTAL
Scored bests come from CURRENT season								
DMR	30	Adler, Tanner, Supino, Vailas		11:29.69	2/11/11	0.05	0.00	0.05
Team Total								0.05

118

Rice

Conference USA

▲ 1

Event	Scrd As	Athlete	Yr	Scored Mark		Date	Pl. Pts.	Bonus	TOTAL
Scored bests come from CURRENT season									
▶ PV	30	Ari INCE	SR	4.10m	13-5%	2/25/11	0.05	0.00	0.05
Team Total									0.05

"Scrd As", short for "Scored As", Standing used for place points portion of performance's score combining preseason data (when applied) to current season data

Numbers in BLACK are both the performance's actual NCAA rank AND "scored as" rank Numbers in RED indicate actual NCAA rank does not exist or is worse than "scored as" rank Numbers in BLUE indicate actual NCAA rank is better than "scored as" rank

USTFCCCA Non-Member


Non-Member Schools Will NOT be ranked, beginning Week 2




## 2011 Indoor Track &amp; Field, Week #6

Only those who score >0.01 pts are shown  
D denotes multiple-event rule in affect


## WOMEN

**121**  **Missouri** ▼ **5**  
Big 12 Conference


Event	Scrd As	Athlete	Yr	Scored Mark	Date	Pl. Pts.	Bonus	TOTAL	
Scored bests come from CURRENT season									
SP	31	Kearsten PEOPLES	FR	15.86m	52-½	2/4/11	0.04	0.00	0.04
<b>Team Total</b>								<b>0.04</b>	

**126**  **Fordham** ▼ **12**  
Atlantic 10 Conference


Event	Scrd As	Athlete	Yr	Scored Mark	Date	Pl. Pts.	Bonus	TOTAL
Scored bests come from CURRENT season								
800m	34	Kerri GALLAGHER	SR	2:07.61	2/4/11	0.015	0.00	0.01
<b>Team Total</b>								<b>0.01</b>

**121**  **Southern Utah** ▲ **12**  
The Summit League


Event	Scrd As	Athlete	Yr	Scored Mark	Date	Pl. Pts.	Bonus	TOTAL
Scored bests come from CURRENT season								
PENT	31	Shaye MAURER	SO	3,791	2/27/11	0.04	0.00	0.04
<b>Team Total</b>								<b>0.04</b>

**126**  **Norfolk State** ▼ **8**  
Mid-Eastern Athletic Conference


Event	Scrd As	Athlete	Yr	Scored Mark	Date	Pl. Pts.	Bonus	TOTAL	
Scored bests come from CURRENT season									
LJ	34	Champagne BELL	FR	6.14m	20-1½	1/28/11	0.015	0.00	0.01
<b>Team Total</b>								<b>0.01</b>	

**123**  **Cal Poly** ▼ **7**  
Big West Conference

Event	Scrd As	Athlete	Yr	Scored Mark	Date	Pl. Pts.	Bonus	TOTAL	
Scored bests come from CURRENT season									
HJ	32	Whitney SISLER	JR	1.78m	5-10	2/13/11	0.03	0.00	0.03
<b>Team Total</b>								<b>0.03</b>	

**123**  **Western Michigan** ▼ **1**  
Mid-American Conference

Event	Scrd As	Athlete	Yr	Scored Mark	Date	Pl. Pts.	Bonus	TOTAL
Scored bests come from CURRENT season								
4x400	32	Arnold, Hunault, Munwam, Campbell		3:39.65	2/25/11	0.03	0.00	0.03
<b>Team Total</b>								<b>0.03</b>

**125**  **Brown** ▲ **8**  
Ivy League

Event	Scrd As	Athlete	Yr	Scored Mark	Date	Pl. Pts.	Bonus	TOTAL	
Scored bests come from CURRENT season									
SP	33	Brynn SMITH	SR	15.79m	51-9¾	2/26/11	0.02	0.00	0.02
<b>Team Total</b>								<b>0.02</b>	

"Scrd As", short for "Scored As", Standing used for place points portion of performance's score combining preseason data (when applied) to current season data

Numbers in BLACK are both the performance's actual NCAA rank AND "scored as" rank Numbers in RED indicate actual NCAA rank does not exist or is worse than "scored as" rank Numbers in BLUE indicate actual NCAA rank is better than "scored as" rank

USTFCCCA Non-Member

Non-Member Schools Will NOT be ranked, beginning Week 2