




2011 Outdoor Track & Field, Preseason

Only those who score >0.01 pts are shown
D denotes multiple-event rule in affect

MEN



Florida

Southeastern Conference

▲ 1

Event	Scrd As	Athlete	Yr	Scored Mark	Date	Pl. Pts.	Bonus	TOTAL	
Scored bests come from PRE-SEASON DATA									
▶ 100m	1	Jeff DEMPS	JR	9.96	6/12/10	30	3.06	33.06	
▶ 100m	18	Terrell WILKS	SR	10.27	5/27/10	4	0.51	4.51	
▶ 200m	6	Terrell WILKS	SR	20.53	5/29/10	20	1.34	21.34	
▶ 200m	12	Tony MCQUAY	SO	20.64	5/15/10	D 9	0.78	2.78	
▶ 400m	11	Tony MCQUAY	SO	45.37	4/17/10	10	1.23	11.23	
▶ 400m	13	Christian TAYLOR	JR	45.55	4/2/10	8	0.92	8.92	
▶ 1500m	5	Dumisani HLASELO	JR	3:40.46	3/21/10	22	1.43	23.43	
▶ H110	9	William WYNNE		13.64	5/17/09	14	1.22	15.22	
▶ H400	7	William WYNNE		49.67	4/3/09	18	1.78	19.78	
▶ 4x100	1			38.81	5/27/10	30	2.74	32.74	
▶ 4x400	1			3:00.31	4/2/10	30	3.54	33.54	
▶ LJ	1	Christian TAYLOR	JR	8.19m	26-10½	5/13/10	30	3.61	33.61
▶ LJ	11	Will CLAYE	JR	7.89m	25-10¾	6/11/09	10	1.07	11.07
▶ LJ	26	Gray HORN	JR	7.65m	25-1¼	5/13/10	0.9	0.13	1.03
▶ TJ	2	Christian TAYLOR	JR	17.09mw	56-1	6/12/10	28	4.72	32.72
▶ TJ	4	Omar CRADDOCK	SO	16.52mw	54-2½	5/27/10	24	2.34	26.34
▶ TJ	5	Will CLAYE	JR	16.30m	53-5¾	5/27/10	22	1.60	23.60
▶ HT	42	Jeremy POSTIN	SO	60.59m	198-9	4/17/10	0.2	0.00	0.20
▶ JAV	2	Adam MONTAGUE	SR	76.81m	252-0	5/30/10	28	2.86	30.86
▶ JAV	6	Slipe ZUNIC	FR	74.80m	245-5	5/28/10	20	1.80	21.80
▶ DEC	6	Gray HORN	JR	7,652		5/13/10	20	2.24	22.24
Team Total								410.01	



Texas A&M

Big 12 Conference

▼ 1

Event	Scrd As	Athlete	Yr	Scored Mark	Date	Pl. Pts.	Bonus	TOTAL	
Scored bests come from CURRENT season									
▶ 200m	7	Demetrius PINDER	SR	20.54	3/17/11	D 18	1.29	3.29	
Scored bests come from PRE-SEASON DATA									
▶ 100m	6	Gerald PHIRI	SR	10.13	5/7/10	20	1.41	21.41	
▶ 200m	9	Gerald PHIRI	SR	20.57	5/29/10	14	1.12	15.12	
▶ 200m	34	Tran HOWELL	SR	20.81	3/26/10	0.5	0.27	0.77	
▶ 400m	3	Demetrius PINDER	SR	44.93	5/29/10	26	2.34	28.34	
▶ 400m	6	Tabarie HENRY	SR	45.20	5/1/10	20	1.66	21.66	
▶ 400m	21	Bryan MILLER	SR	45.96	5/1/10	2.5	0.46	2.96	
▶ 400m	24	Tran HOWELL	SR	46.06	5/1/10	1	0.38	1.38	
▶ 4x100	3			39.05	5/27/10	26	2.03	28.03	
▶ 4x400	2			3:00.89	6/12/10	28	3.18	31.18	
▶ LJ	5	Julian REID	SR	8.04m	26-4½	5/29/09	22	2.11	24.11
▶ LJ	7	Melvin ECHARD	SR	7.93mw	26-¾	5/1/10	18	1.34	19.34
▶ LJ	15	Tyron STEWART	SR	7.82m	25-8	3/26/10	6	0.70	6.70
▶ TJ	1	Julian REID	SR	17.10m	56-1¼	6/13/09	30	4.76	34.76
▶ TJ	3	Tyron STEWART	SR	16.60m	54-5¾	5/27/10	26	2.67	28.67
▶ TJ	12	Melvin ECHARD	SR	16.01m	52-6¾	5/27/10	9	0.78	9.78
▶ JAV	3	Sam HUMPHREYS	SO	76.71m	251-8	4/10/10	26	2.80	28.80
Team Total								306.30	

"Scrd As", short for "Scored As", Standing used for place points portion of performance's score combining preseason data (when applied) to current season data

Numbers in BLACK are both the performance's actual NCAA rank AND "scored as" rank Numbers in RED indicate actual NCAA rank does not exist or is worse than "scored as" rank Numbers in BLUE indicate actual NCAA rank is better than "scored as" rank

USTFCCCA Non-Member

Non-Member Schools Will NOT be ranked, beginning Week 2



2011 Outdoor Track & Field, Preseason

Only those who score >0.01 pts are shown
D denotes multiple-event rule in affect

MEN

3  **Texas Tech** ▲ 9
 Big 12 Conference

Event	Scrd As	Athlete	Yr	Scored Mark	Date	Pl. Pts.	Bonus	TOTAL
Scored bests come from CURRENT season								
▶ H110	13	Brandon TUCKER	JR	13.68	3/18/11	8	0.99	8.99
Scored bests come from PRE-SEASON DATA								
▶ 100m	21	Markus HENDERSON	JR	10.30w	#####	2.5	0.42	2.92
▶ 200m	15	Markus HENDERSON	JR	20.67w	4/16/10	6	0.67	6.67
▶ 400m	1	Gil ROBERTS	JR	44.86	5/17/09	30	2.52	32.52
▶ 400m	12	LaToy WILLIAMS	SR	45.49	5/29/10	9	1.02	10.02
▶ H110	2	Omo OSAGHAE	SR	13.42w	4/4/09	28	2.95	30.95
▶ H110	14	Shane BRATHWAITE	JR	13.71	5/1/10	7	0.82	7.82
▶ H110	31	Jamele MASON	JR	13.96w	3/31/10	0.65	0.03	0.68
▶ H400	3	Bryce BROWN	SR	49.31	5/29/10	26	2.53	28.53
▶ H400	8	Jamele MASON	JR	49.97	6/10/10	16	1.27	17.27
▶ H400	32	Zach PLINARIO	SR	51.29	5/14/10	0.6	0.04	0.64
▶ H400	36	Shane BRATHWAITE	JR	51.40	5/1/10	0.4	0.00	0.40
▶ Steeple	9	Gilbert LIMO	SR	8:42.99	4/23/10	14	1.30	15.30
▶ 4x100	23			39.85	5/1/10	1.5	0.38	1.88
▶ 4x400	16			3:06.42	5/14/10	5	0.51	5.51
▶ LJ	4	Bryce LAMB	SO	8.05mw	26-5	24	2.21	26.21
▶ LJ	12	Dellon WILLIAMS	JR	7.88mw	25-10½	9	1.01	10.01
▶ TJ	9	Bryce LAMB	SO	16.10mw	52-10	14	1.04	15.04
▶ TJ	11	Dellon WILLIAMS	JR	16.04m	52-7½	10	0.87	10.87
▶ DISC	1	Julian WRUCK	SO	61.02m	200-2	30	4.11	34.11
Team Total								266.31

4  **Florida State** ▲ 4
 Atlantic Coast Conference

Event	Scrd As	Athlete	Yr	Scored Mark	Date	Pl. Pts.	Bonus	TOTAL
Scored bests come from PRE-SEASON DATA								
▶ 100m	3	Maurice MITCHELL	JR	10.04w	5/29/10	26	2.28	28.28
▶ 100m	32	David AMBLER	SO	10.37w	5/14/10	0.6	0.20	0.80
▶ 200m	1	Maurice MITCHELL	JR	20.24	5/29/10	30	2.98	32.98
▶ 200m	2	Brandon BYRAM	SR	20.40	4/15/10	28	2.07	30.07
▶ 200m	4	Charles CLARK	SR	20.45	6/11/09	24	1.79	25.79
▶ 400m	9	Kevin BORLEE	JR	45.28	5/29/10	14	1.46	15.46
▶ 400m	21	Charles CLARK	SR	45.96	5/9/09	2.5	0.46	2.46
▶ 800m	30	Darrin GIBSON	SO	1:48.73	5/14/10	0.7	0.24	0.94
▶ 1500m	36	David FORRESTER	SO	3:43.09	5/14/10	0.4	0.26	0.66
▶ H110	42	Tremaine GRANT	SO	14.04	5/14/10	0.2	0.00	0.20
▶ 4x100	4			39.06	5/7/10	24	2.00	26.00
▶ 4x400	20			3:06.93	3/25/10	3	0.41	3.41
▶ HJ	40	Andrew BACHELOR	SR	2.11m	6-11	0.25	0.00	0.25
▶ LJ	3	Ngonidzasho MAKUSHA	SR	8.11m	26-7½	26	2.81	28.81
▶ LJ	19	Madanha CHIBUDU	SR	7.76m	25-5½	3.5	0.50	4.00
▶ SP	9	Michael PUTMAN	JR	18.57m	60-11¼	14	0.93	14.93
▶ DISC	20	Michael PUTMAN	JR	56.03m	183-10	3	0.50	3.50
Team Total								218.53

"Scrd As", short for "Scored As", Standing used for place points portion of performance's score combining preseason data (when applied) to current season data
 Numbers in BLACK are both the performance's actual NCAA rank AND "scored as" rank Numbers in RED indicate actual NCAA rank does not exist or is worse than "scored as" rank Numbers in BLUE indicate actual NCAA rank is better than "scored as" rank
USTFCCCA Non-Member Non-Member Schools Will NOT be ranked, beginning Week 2



2011 Outdoor Track & Field, Preseason

Only those who score >0.01 pts are shown
D denotes multiple-event rule in affect

MEN

5 **LSU** ▲ 1
Southeastern Conference

Event	Scrd As	Athlete	Yr	Scored Mark	Date	Pl. Pts.	Bonus	TOTAL	
Scored bests come from CURRENT season									
▶ HT	37	Ross ROUBION	SR	61.04m	200-3	3/18/11	0.35	0.00	0.35
Scored bests come from PRE-SEASON DATA									
▶ 100m	23	Horatio WILLIAMS		10.31		4/24/10	1.5	0.38	1.88
▶ 200m	9	Horatio WILLIAMS	JR	20.57w		4/24/10	14	1.12	15.12
▶ 200m	36	Keyth TALLEY	JR	20.82		5/13/10	0.4	0.25	0.65
▶ 400m	26	Robert SIMMONS	SO	46.19		5/27/10	0.9	0.27	1.17
▶ 400m	33	Caleb WILLIAMS	SO	46.50		4/16/10	0.55	0.02	0.57
▶ H110	4	Barrett NUGENT	JR	13.49		6/12/10	24	2.35	26.35
▶ 4x100	2			39.00		5/27/10	28	2.18	30.18
▶ 4x400	9			3:04.10		5/27/10	14	1.32	15.32
▶ PV	29	Marcus MCGEHEE	SR	5.22m	17-1½	4/16/10	0.75	0.14	0.89
▶ PV	34	Joseph CARAWAY	SO	5.20m	17-¾	4/10/10	0.5	0.02	0.52
▶ LJ	7	Damar FORBES	SO	7.93m	26-¾	5/13/10	18	1.34	19.34
▶ LJ	14	Zedric THOMAS	SR	7.84m	25-8¾	5/13/10	7	0.77	7.77
▶ LJ	23	Kyron BLAISE	JR	7.69mw	25-2¾	4/2/10	1.5	0.26	1.76
▶ TJ	7	Zedric THOMAS	SR	16.12m	52-10¾	6/12/10	18	1.09	19.09
▶ TJ	17	Damar FORBES	SO	15.85m	52-0	3/26/10	4.5	0.47	4.97
▶ HT	2	Walter HENNING	SR	72.98m	239-5	4/10/10	28	3.72	31.72
▶ HT	9	Michael LAURO	JR	66.36m	217-8	4/16/10	14	1.02	15.02
▶ JAV	31	Aaron MOORE	JR	69.08m	226-7	5/13/10	0.65	0.08	0.73
Team Total								193.41	

6 **Southern California** ▼ 1
Pacific-10 Conference

Event	Scrd As	Athlete	Yr	Scored Mark	Date	Pl. Pts.	Bonus	TOTAL	
Scored bests come from CURRENT season									
▶ 200m	34	Bryshon NELLUM	SO	20.81		3/5/11	0.5	0.27	0.77
▶ 400m	25	Josh MANCE	FR	46.18		3/19/11	0.95	0.28	1.23
▶ H110	10	Brendan AMES	SR	13.66		3/19/11	12	1.10	13.10
▶ HT	6	Trey HENDERSON	SR	68.49m	224-8	3/5/11	20	1.82	21.82
Scored bests come from PRE-SEASON DATA									
▶ 400m	5	Joey HUGHES	JR	45.15		6/10/10	22	1.78	23.78
▶ 400m	20	Bryshon NELLUM	SR	45.94		5/15/10	3	0.48	3.48
▶ 800m	34	Blake SHAW	JR	1:48.93		5/1/10	0.5	0.17	0.67
▶ H110	5	Oscar SPURLOCK	SR	13.58		6/12/10	22	1.57	23.57
▶ H400	4	Reggie WYATT	SO	49.46		5/29/10	24	2.21	26.21
▶ H400	47	Duane WALKER	JR	51.70		5/15/10	0.075	0.00	0.08
▶ 4x100	27			39.88		5/15/10	0.85	0.35	1.20
▶ 4x400	5			3:03.26		3/31/10	22	1.71	23.71
▶ LJ	17	Brendan AMES	SR	7.80m	25-7¾	5/15/10	4.5	0.64	5.14
▶ JAV	1	Cooper THOMPSON	SO	77.19m	253-3	5/15/10	30	3.11	33.11
Team Total								177.87	

"Scrd As", short for "Scored As", Standing used for place points portion of performance's score combining preseason data (when applied) to current season data

Numbers in BLACK are both the performance's actual NCAA rank AND "scored as" rank Numbers in RED indicate actual NCAA rank does not exist or is worse than "scored as" rank Numbers in BLUE indicate actual NCAA rank is better than "scored as" rank

USTFCCCA Non-Member

Non-Member Schools Will NOT be ranked, beginning Week 2



2011 Outdoor Track & Field, Preseason

Only those who score >0.01 pts are shown
D denotes multiple-event rule in affect

MEN

7  **Stanford** ▲ 1
Pacific-10 Conference

Event	Scrd As	Athlete	Yr	Scored Mark	Date	Pl. Pts.	Bonus	TOTAL
Scored bests come from PRE-SEASON DATA								
▶ 400m	37	Amaechi MORTON	JR	46.66	3/26/10	0.35	0.00	0.35
▶ 800m	29	Dylan FERRIS	JR	1:48.72	3/26/10	0.75	0.24	0.99
▶ 1500m	4	Dylan FERRIS	JR	3:40.07	5/1/10	24	1.63	25.63
▶ 1500m	12	Elliott HEATH	SR	3:41.27	5/1/10	D 9	1.02	3.02
▶ 1500m	28	Chris DERRICK	JR	3:42.45	5/1/10	0.8	0.48	1.28
▶ 5000m	2	Elliott HEATH	SR	13:29.75	4/15/10	28	2.80	30.80
▶ 5000m	3	Chris DERRICK	JR	13:31.67	4/15/10	26	2.53	28.53
▶ 5000m	16	Jake RILEY	SR	13:48.65	5/1/10	D 5	0.62	2.62
▶ 5000m	29	John SULLIVAN	SR	13:54.10	4/15/10	0.75	0.28	1.03
▶ 5000m	34	Brendan GREGG	JR	13:56.89	5/1/10	0.5	0.15	0.65
▶ 10k	13	Jake RILEY	SR	28:54.69	4/15/10	8	0.78	8.78
▶ 10k	15	Brendan GREGG	JR	28:56.44	3/26/10	6	0.72	6.72
▶ 10k	23	Chris DERRICK	JR	29:10.80	5/15/10	1.5	0.30	1.80
▶ 10k	24	Elliott HEATH	SR	29:10.86	5/15/10	1	0.30	1.30
▶ 10k	34	Miles UNTERREINER	JR	29:23.38	3/26/10	0.5	0.09	0.59
▶ H400	2	Amaechi MORTON	JR	48.94	5/15/10	28	3.31	31.31
▶ Steeple	8	John SULLIVAN	SR	8:42.97	6/12/10	16	1.30	17.30
▶ Steeple	47	Benjamin JOHNSON	JR	8:58.92	5/1/10	0.075	0.00	0.08
▶ 4x100	48			40.36	5/27/10	0.05	0.00	0.05
▶ 4x400	28			3:07.65	5/27/10	0.8	0.26	1.06
▶ PV	34	Casey ROCHE	SR	5.20m 17-¾	5/1/10	0.5	0.02	0.52
▶ SP	41	Geoffrey TABOR	JR	17.45m 57-3	3/6/10	0.225	0.00	0.22
▶ DISC	18	Geoffrey TABOR	JR	56.35m 184-10	3/6/10	4	0.62	4.62
▶ HT	25	Carter WELLS	SR	61.91m 203-1	4/23/10	0.95	0.11	1.06
Team Total								170.32

8  **Mississippi State** ▲ 9
Southeastern Conference

Event	Scrd As	Athlete	Yr	Scored Mark	Date	Pl. Pts.	Bonus	TOTAL
Scored bests come from PRE-SEASON DATA								
▶ 100m	3	D'Angelo CHERRY	JR	10.04	6/10/09	26	2.28	28.28
▶ 100m	11	Kendall MAY	SR	10.18w	5/29/10	10	1.05	11.05
▶ 200m	24	Kendall MAY	SR	20.75	4/30/10	1	0.38	1.38
▶ 200m	24	Tavaris TATE	SO	20.75	3/26/10	1	0.38	1.38
▶ 400m	1	Tavaris TATE	SO	44.86	3/25/10	30	2.52	32.52
▶ 400m	8	O'Neal WILDER	JR	45.24	5/13/10	16	1.56	17.56
▶ 400m	42	Emanuel MAYERS	SR	46.74	4/16/10	0.2	0.00	0.20
▶ H400	6	Emanuel MAYERS	SR	49.65	4/10/10	20	1.82	21.82
▶ 4x100	6			39.09	5/13/10	20	1.92	21.92
▶ 4x400	3			3:01.66	6/12/10	26	2.70	28.70
▶ DEC	43	Tevarus CHRISTIAN	JR	6,840	5/13/10	0.175	0.00	0.17
Team Total								164.97

9  **Nebraska** ▲ 7
Big 12 Conference

Event	Scrd As	Athlete	Yr	Scored Mark	Date	Pl. Pts.	Bonus	TOTAL
Scored bests come from PRE-SEASON DATA								
▶ H400	15	Adam DAILEY	SR	50.44	5/14/10	6	0.63	6.63
▶ H400	27	Eric LUND	SR	51.04	5/8/10	0.85	0.20	1.05
▶ Steeple	30	David ADAMS	SR	8:55.74	5/14/10	0.7	0.07	0.77
▶ 4x100	22			39.84	5/27/10	2	0.39	2.39
▶ 4x400	18			3:06.61	5/27/10	4	0.47	4.47
▶ HJ	7	Paul HAMILTON	SR	2.23m 7-3¾	6/12/10	18	1.65	19.65
▶ HJ	49	Sam HAASE	SR	2.10m 6-10¾	4/3/10	0.025	0.00	0.03
▶ LJ	6	Chris PHIPPS	JR	8.01m 26-3¾	5/27/10	20	1.88	21.88
▶ LJ	9	Nicholas GORDON	SR	7.92m 26-0	5/27/10	14	1.27	15.27
▶ LJ	28	Bobby CARTER	SO	7.63mw 25-½	5/1/10	0.8	0.06	0.86
▶ TJ	13	Chris PHIPPS	JR	16.00m 52-6	5/14/10	8	0.75	8.75
▶ TJ	15	Nicholas GORDON	SR	15.88m 52-1¼	5/1/10	6	0.51	6.51
▶ SP	5	Luke PINKELMAN	JR	19.03m 62-5¼	5/8/10	22	1.84	23.84
▶ DISC	17	Tyler HITCHLER	JR	56.38m 184-11	5/1/10	4.5	0.63	5.13
▶ JAV	12	Adam WOLKINS	SR	73.31m 240-6	5/14/10	9	1.14	10.14
▶ DEC	5	Bjorn BARREFORS	SO	7,689	6/11/09	22	2.57	24.57
▶ DEC	48	Teran WALFORD	SO	6,785	4/14/10	0.05	0.00	0.05
Team Total								151.98

"Scrd As", short for "Scored As", Standing used for place points portion of performance's score combining preseason data (when applied) to current season data

Numbers in BLACK are both the performance's actual NCAA rank AND "scored as" rank Numbers in RED indicate actual NCAA rank does not exist or is worse than "scored as" rank Numbers in BLUE indicate actual NCAA rank is better than "scored as" rank

USTFCCCA Non-Member

Non-Member Schools Will NOT be ranked, beginning Week 2



2011 Outdoor Track & Field, Preseason

Only those who score >0.01 pts are shown
D denotes multiple-event rule in affect

MEN

10 **Minnesota**
Big Ten Conference

Event	Scrd As	Athlete	Yr	Scored Mark	Date	Pl. Pts.	Bonus	TOTAL
Scored bests come from CURRENT season								
▶ HT	13	Micah HEGERLE	SO	64.85m 212-9	3/18/11	8	0.68	8.68
▶ HT	30	Quentin MEGE	SO	61.60m 202-1	3/18/11	0.7	0.05	0.75
Scored bests come from PRE-SEASON DATA								
▶ 800m	28	Harun ABDA	SO	1:48.62	5/1/10	0.8	0.27	1.07
▶ 800m	46	Travis BURKSTRAND	SO	1:49.30	5/14/10	0.1	0.06	0.16
▶ 1500m	2	Ben BLANKENSHIP	SR	3:39.77	5/29/10	28	1.78	29.78
▶ 5000m	1	Hassan MEAD	JR	13:28.45	5/2/09	30	2.98	32.98
▶ 10k	48	Mike TORCHIA	JR	29:33.54	4/15/10	0.05	0.00	0.05
▶ 4x400	41			3:08.59	5/27/10	0.225	0.08	0.30
▶ PV	4	Ben PETERSON	SR	5.40m 17-8½	5/14/10	24	2.23	26.23
▶ PV	34	Brock SPANDL	SR	5.20m 17-¾	5/14/10	0.5	0.02	0.52
▶ TJ	46	Oladipo FAGBEMI	SO	15.29m 50-2	5/14/10	0.1	0.00	0.10
▶ SP	3	Aaron STUDDT	SR	19.27m 63-2¾	6/11/09	26	2.50	28.50
▶ SP	16	Trey DAVIS	JR	18.30m 60-½	5/14/10	5	0.62	5.62
▶ DISC	37	Micah HEGERLE	SO	53.49m 175-6	4/21/10	0.35	0.00	0.35
▶ JAV	35	Paul HOPLIN	JR	68.43m 224-6	5/1/10	0.45	0.00	0.45
▶ DEC	18	Jack SZMANDA	SO	7,284	4/21/10	4	0.48	4.48
▶ DEC	25	Joey SCHWECKE	SR	7,169	4/21/10	0.95	0.14	1.09
Team Total								141.11

11 **BYU**
Mountain West Conference ▲58

Event	Scrd As	Athlete	Yr	Scored Mark	Date	Pl. Pts.	Bonus	TOTAL
Scored bests come from CURRENT season								
▶ PV	34	Tanner EMRICH	SR	5.20m 17-¾	3/17/11	0.5	0.02	0.52
Scored bests come from PRE-SEASON DATA								
▶ 800m	10	Ryan WAITE	JR	1:46.83	5/29/10	12	1.22	13.22
▶ 1500m	15	Brian WEIRICH	SR	3:41.70	5/12/10	6	0.80	6.80
▶ 5000m	24	Nathan OGDEN	SR	13:52.03	3/26/10	1	0.37	1.37
▶ 5000m	46	Jonathan KOTTER	SR	14:00.00	3/26/10	0.1	0.02	0.12
▶ 10k	8	Jonathan KOTTER	SR	28:48.33	5/1/10	16	1.12	17.12
▶ 10k	25	Nathan OGDEN	SR	29:12.41	4/15/10	0.95	0.28	1.23
▶ H400	28	Chris CARTER	JR	51.17	4/5/07	0.8	0.11	0.91
▶ 4x400	46			3:09.25	5/12/10	0.1	0.00	0.10
▶ HJ	49	Trevor HEINER	SR	2.10m 6-10½	5/12/10	0.025	0.00	0.03
▶ PV	2	Chris LITTLE	SR	5.41m 17-9	3/31/10	28	2.42	30.42
▶ PV	29	Victor WEIRICH	SO	5.22m 17-1½	5/12/07	0.75	0.14	0.89
▶ TJ	41	Anse Myller DEARAUJO	SR	15.36mw 50-4¾	3/26/10	0.225	0.00	0.22
▶ SP	14	Leif ARRHENIUS	SR	18.42m 60-5¾	4/21/10	7	0.74	7.74
▶ DISC	3	Leif ARRHENIUS	SR	59.68m 195-9	4/21/10	26	2.68	28.68
▶ HT	16	Oliver WHALEY	SR	64.09m 210-3	5/27/10	5	0.53	5.53
▶ HT	20	Leif ARRHENIUS	SR	62.77m 205-11	5/12/10	3	0.28	3.28
▶ JAV	10	Chris RENO	JR	73.35m 240-7	5/12/10	12	1.15	13.15
▶ JAV	16	Sean RICHARDSON	SR	71.84m 235-8	4/21/10	5	0.70	5.70
▶ JAV	21	Blaine BAKER	SR	70.29m 230-7	3/31/10	2.5	0.35	2.85
Team Total								139.88

"Scrd As", short for "Scored As", Standing used for place points portion of performance's score combining preseason data (when applied) to current season data

Numbers in BLACK are both the performance's actual NCAA rank AND "scored as" rank Numbers in RED indicate actual NCAA rank does not exist or is worse than "scored as" rank Numbers in BLUE indicate actual NCAA rank is better than "scored as" rank

USTFCCCA Non-Member

Non-Member Schools Will NOT be ranked, beginning Week 2



2011 Outdoor Track & Field, Preseason

Only those who score >0.01 pts are shown
D denotes multiple-event rule in affect

MEN

12  **Oregon** ▼ **9**
 Pacific-10 Conference

Event	Scrd As	Athlete	Yr	Scored Mark	Date	Pl. Pts.	Bonus	TOTAL	
Scored bests come from PRE-SEASON DATA									
▶ 800m	11	Elijah GREER	SO	1:46.99	6/10/10	10	1.06	11.06	
▶ 800m	14	Travis THOMPSON	SR	1:47.60	5/29/10	7	0.66	7.66	
▶ 800m	44	Mac FLEET	SO	1:49.19	4/10/10	0.15	0.09	0.24	
▶ 1500m	1	A.J. ACOSTA	SR	3:39.44	4/30/10	30	1.95	31.95	
▶ 1500m	10	Matthew CENTROWITZ	JR	3:41.16	5/15/10	12	1.08	13.08	
▶ 1500m	20	Mac FLEET	SO	3:42.11	5/8/10	3	0.60	3.60	
▶ 5000m	12	A.J. ACOSTA	SR	13:46.87	5/15/10	D 9	0.78	2.78	
▶ 5000m	13	Matthew CENTROWITZ	JR	13:47.73	3/26/10	D 8	0.70	2.70	
▶ 10k	28	Luke PUSKEDRA	JR	29:15.36	5/15/10	0.8	0.23	1.03	
▶ H400	33	David KLECH	SR	51.31	4/30/10	0.55	0.02	0.57	
▶ Steeple	26	A.J. ACOSTA	SR	8:52.62	5/15/10	0.9	0.28	1.18	
▶ 4x100	48			40.36	5/15/10	0.05	0.00	0.05	
▶ 4x400	38			3:08.34	5/27/10	0.3	0.13	0.43	
▶ HJ	11	Danny MARCONI	JR	2.19m	7-2¼	4/30/10	10	0.77	10.77
▶ HJ	13	Justin FRICK	SR	2.18m	7-1¼	5/1/10	8	0.64	8.64
▶ HJ	22	David KLECH	SR	2.15m	7-½	4/17/10	2	0.27	2.27
▶ LJ	33	Vernell WARREN	SR	7.58m	24-10½	5/27/10	0.55	0.00	0.55
▶ HT	9	Jordan STRAY	SR	66.36m	217-8	5/8/10	14	1.02	15.02
▶ HT	45	Scott PENNY	SR	60.11m	197-2	4/17/10	0.125	0.00	0.13
▶ JAV	9	Alex WOLFF	SR	73.36m	240-8	4/17/10	14	1.16	15.16
▶ JAV	49	Britton NELSON	SR	66.96m	219-8	3/20/10	0.025	0.00	0.03
Team Total								128.88	

13  **Mississippi** ▲ **32**
 Southeastern Conference

Event	Scrd As	Athlete	Yr	Scored Mark	Date	Pl. Pts.	Bonus	TOTAL	
Scored bests come from PRE-SEASON DATA									
▶ 100m	19	Jonathan JUIN	SR	10.28	#####	3.5	0.48	3.98	
▶ 100m	20	Michael GRANGER	SO	10.29	4/2/10	3	0.45	3.45	
▶ 200m	21	Jonathan JUIN	SR	20.73	3/26/10	2.5	0.45	2.95	
▶ H400	5	Lee MOORE	SR	49.52	4/10/10	22	2.09	24.09	
▶ H400	12	Carson BLANKS	JR	50.26	5/29/10	9	0.87	9.87	
▶ Steeple	7	Martin KIRUI	SR	8:42.47	5/27/10	18	1.40	19.40	
▶ 4x400	37			3:08.33	4/21/10	0.35	0.13	0.48	
▶ HJ	1	Ricky ROBERTSON	SO	2.28m	7-5¾	4/2/10	30	3.38	33.38
▶ HJ	5	Brian KNIGHT	JR	2.25m	7-4¾	4/2/10	22	2.29	24.29
▶ LJ	32	Caleb LEE	JR	7.59m	24-11	4/21/10	0.6	0.00	0.60
▶ TJ	47	Brian KNIGHT	JR	15.25m	50-½	4/2/10	0.075	0.00	0.08
Team Total								122.56	

14  **Arkansas**
 Southeastern Conference

Event	Scrd As	Athlete	Yr	Scored Mark	Date	Pl. Pts.	Bonus	TOTAL	
Scored bests come from PRE-SEASON DATA									
▶ 200m	28	Marek NITT	SO	20.78	5/16/09	0.8	0.32	1.12	
▶ 200m	33	LaShawn BUTLER	SR	20.80	5/29/10	0.55	0.29	0.84	
▶ 800m	26	Dorian ULREY	SR	1:48.46	5/17/09	0.9	0.32	1.22	
▶ 1500m	3	Dorian ULREY	SR	3:39.93	6/13/09	26	1.70	27.70	
▶ 10k	3	Eric FERNANDEZ	SO	28:37.77	3/26/10	26	1.68	27.68	
▶ 10k	7	Solomon HAILE	SO	28:43.35	3/26/10	18	1.38	19.38	
▶ 10k	10	Lane BOYER	JR	28:52.25	3/26/10	12	0.91	12.91	
▶ H110	27	Caleb CROSS	SO	13.90	4/30/10	0.85	0.19	1.04	
▶ 4x100	32			39.95	5/27/10	0.6	0.28	0.88	
▶ 4x400	33			3:08.18	5/27/10	0.55	0.16	0.71	
▶ HJ	11	Brede ELLINGSEN	SO	2.19m	7-2¼	4/17/10	10	0.77	10.77
▶ LJ	18	Tarik BATCHELOR	JR	7.77m	25-6	5/27/10	4	0.53	4.53
▶ LJ	47	Terry PRENTICE	JR	7.52m	24-8¼	5/13/10	0.075	0.00	0.08
▶ TJ	10	Tarik BATCHELOR	JR	16.07m	52-8¾	5/30/09	12	0.95	12.95
▶ DISC	41	Justin HOLMES	SO	53.12m	174-3	4/9/10	0.225	0.00	0.22
Team Total								122.04	

"Scrd As", short for "Scored As", Standing used for place points portion of performance's score combining preseason data (when applied) to current season data

Numbers in BLACK are both the performance's actual NCAA rank AND "scored as" rank Numbers in RED indicate actual NCAA rank does not exist or is worse than "scored as" rank Numbers in BLUE indicate actual NCAA rank is better than "scored as" rank

USTFCCCA Non-Member

Non-Member Schools Will NOT be ranked, beginning Week 2



2011 Outdoor Track & Field, Preseason

Only those who score >0.01 pts are shown
D denotes multiple-event rule in affect

MEN

15  **Oklahoma** ▲ 12
Big 12 Conference

Event	Scrd As	Athlete	Yr	Scored Mark	Date	Pl. Pts.	Bonus	TOTAL	
Scored bests come from PRE-SEASON DATA									
▶ 100m	14	Mookie SALAAM	JR	10.21	6/12/10	7	0.86	7.86	
▶ 200m	3	Mookie SALAAM	JR	20.41	5/27/10	26	2.01	28.01	
▶ 1500m	24	Jacob BOONE	SR	3:42.19	5/1/10	1	0.56	1.56	
▶ 1500m	37	Eric HARASYN	SR	3:43.10	5/27/10	0.35	0.26	0.61	
▶ 5000m	23	Kevin WILLIAMS	SO	13:51.13	5/1/10	1.5	0.41	1.91	
▶ 5000m	30	Robert SORRELL	SR	13:54.69	3/26/10	0.7	0.25	0.95	
▶ 5000m	38	Kevin SCHWAB	SO	13:57.12	5/1/10	0.3	0.14	0.44	
▶ 5000m	41	Jeremy SUDBURY	SR	13:58.64	5/1/10	0.225	0.08	0.30	
▶ 10k	31	Jeremy SUDBURY	SR	29:18.64	3/26/10	0.65	0.17	0.82	
▶ 10k	38	Kevin SCHWAB	SO	29:27.90	5/14/10	0.3	0.01	0.31	
▶ H110	18	Malcolm ANDERSON	SR	13.79	5/1/10	4	0.49	4.49	
▶ H110	48	D'Andre FISHER	SR	14.08w	3/31/10	0.05	0.00	0.05	
▶ H400	10	Eric BAILEY	SR	50.17	5/29/10	12	0.99	12.99	
▶ 4x100	19			39.72	5/27/10	3.5	0.50	4.00	
▶ 4x400	17			3:06.43	4/23/10	4.5	0.51	5.01	
▶ LJ	33	Alex MADKINS	JR	7.58m	24-10½	5/14/10	0.55	0.00	0.55
▶ DISC	4	Luke BRYANT	JR	59.39m	194-10	4/10/10	24	2.37	26.37
▶ DISC	12	KP SINGH	SR	56.60m	185-8	4/10/10	9	0.71	9.71
▶ HT	11	KP SINGH	SR	65.69m	215-6	5/14/10	10	0.85	10.85

Team Total 116.81

16  **Virginia Tech** ▼ 6
Atlantic Coast Conference

Event	Scrd As	Athlete	Yr	Scored Mark	Date	Pl. Pts.	Bonus	TOTAL	
Scored bests come from PRE-SEASON DATA									
▶ 100m	35	Keith RICKS	JR	10.38	5/1/10	0.45	0.17	0.62	
▶ 200m	38	Keith RICKS	JR	20.86w	4/15/10	0.3	0.18	0.48	
▶ 1500m	23	Michael HAMMOND	JR	3:42.17	5/14/10	1.5	0.57	2.07	
▶ 1500m	35	William MULHERIN	JR	3:43.08	4/20/10	0.45	0.27	0.72	
▶ 5000m	22	William MULHERIN	JR	13:50.76	6/12/10	2	0.43	2.43	
▶ PV	8	Jared JODON	SR	5.35m	17-6½	4/2/10	16	1.32	17.32
▶ PV	11	Stephan MUNZ		5.32m	17-5½	5/24/10	10	0.93	10.93
▶ PV	18	Hunter HALL	JR	5.25m	17-2½	4/15/10	4	0.34	4.34
▶ TJ	24	David WILSON	SO	15.68m	51-5½	4/15/10	1	0.22	1.22
▶ TJ	26	Hasheem HALIM	JR	15.67mw	51-5	4/15/10	0.9	0.21	1.11
▶ HT	1	Marcel LOMNICKY	JR	74.83m	245-6	4/2/10	30	4.72	34.72
▶ HT	3	Alexander ZIEGLER	SO	72.43m	237-7	6/12/10	26	3.42	29.42
▶ HT	23	Denis MAHMIC	SO	62.04m	203-6	4/2/10	1.5	0.13	1.63
▶ JAV	13	Matthias TREFF		73.11m	239-10	4/16/09	8	1.05	9.05

Team Total 116.06

17  **Texas** unch
Big 12 Conference

Event	Scrd As	Athlete	Yr	Scored Mark	Date	Pl. Pts.	Bonus	TOTAL	
Scored bests come from PRE-SEASON DATA									
▶ 100m	37	Trevante RHODES	JR	10.40w	5/8/10	0.35	0.11	0.46	
▶ 100m	43	Marquise GOODWIN	SO	10.43w	5/12/10	0.175	0.01	0.19	
▶ 400m	31	Andre THOMAS	SR	46.37	5/1/10	0.65	0.12	0.77	
▶ 1500m	49	Brian RHODES-DEVEY	JR	3:44.48	5/14/10	0.025	0.00	0.03	
▶ H110	1	Keiron STEWART	SO	13.39w	5/29/10	30	3.21	33.21	
▶ H400	49	Keiron STEWART	SO	51.81	4/17/10	0.025	0.00	0.03	
▶ 4x100	34			40.05	5/27/10	0.5	0.19	0.69	
▶ 4x400	24			3:07.11	5/27/10	1	0.37	1.37	
▶ HJ	17	Jamal WILSON	SR	2.16m	7-1	4/20/10	4.5	0.39	4.89
▶ PV	18	Hayden CLARK	SO	5.25m	17-2½	5/27/10	4	0.34	4.34
▶ PV	45	Kenny GREAVES	SR	5.19m	17-¾	5/14/10	0.125	0.00	0.13
▶ LJ	2	Marquise GOODWIN	SO	8.15m	26-9	6/12/10	28	3.21	31.21
▶ SP	6	Hayden BAILLIO	SO	18.78m	61-7½	6/12/10	20	1.35	21.35
▶ SP	11	Jacob THORMAEHLEN	JR	18.55m	60-10½	3/19/10	10	0.89	10.89
▶ DISC	42	Hayden BAILLIO	SO	53.06m	174-1	5/1/10	0.2	0.00	0.20
▶ DEC	31	Isaac MURPHY	JR	7,010	3/31/10	0.65	0.00	0.65	

Team Total 110.40

"Scrd As", short for "Scored As", Standing used for place points portion of performance's score combining preseason data (when applied) to current season data

Numbers in BLACK are both the performance's actual NCAA rank AND "scored as" rank Numbers in RED indicate actual NCAA rank does not exist or is worse than "scored as" rank Numbers in BLUE indicate actual NCAA rank is better than "scored as" rank

USTFCCCA Non-Member Non-Member Schools Will NOT be ranked, beginning Week 2



2011 Outdoor Track & Field, Preseason

Only those who score >0.01 pts are shown
D denotes multiple-event rule in affect

MEN

18

Auburn

Southeastern Conference

▲ **19**

Event	Scrd As	Athlete	Yr	Scored Mark	Date	Pl. Pts.	Bonus	TOTAL
Scored bests come from PRE-SEASON DATA								
▶ 100m	2	Marcus ROWLAND	JR	10.03w	4/2/10	28	2.38	30.38
▶ 100m	9	Harry ADAMS	SO	10.17w	3/26/10	14	1.12	15.12
▶ 100m	26	Michael DEHAVEN	SR	10.34	5/29/10	0.9	0.29	1.19
▶ 200m	17	Michael DEHAVEN	SR	20.70	4/16/10	4.5	0.56	5.06
▶ 200m	43	Marcus ROWLAND	JR	20.91	3/26/10	0.175	0.09	0.26
▶ 5000m	7	Ben CHERUIYOT	JR	13:42.59	4/16/10	18	1.16	19.16
▶ 10k	21	Ben CHERUIYOT	JR	29:09.09	6/12/10	D	2.5	0.33
▶ 4x100	7			39.18	6/10/10	18	1.65	19.65
▶ 4x400	46			3:09.25	4/8/10	0.1	0.00	0.10
▶ SP	13	Stephen SAENZ	FR	18.43m	60-5%	4/17/10	8	0.75
Team Total								102.00

20

South Carolina

Southeastern Conference

▼ **9**

Event	Scrd As	Athlete	Yr	Scored Mark	Date	Pl. Pts.	Bonus	TOTAL
Scored bests come from PRE-SEASON DATA								
▶ 100m	28	Antonio SALES	SR	10.35	3/19/10	0.8	0.26	1.06
▶ 200m	7	Antonio SALES	SR	20.54	5/29/10	18	1.29	19.29
▶ 4x100	5			39.07	6/10/10	22	1.97	23.97
▶ 4x400	6			3:03.58	6/12/10	20	1.53	21.53
▶ HJ	49	David WILKINS	SO	2.10m	6-10%	3/27/10	0.025	0.00
▶ PV	4	Marvin REITZE	JR	5.40m	17-8%	4/20/10	24	2.23
▶ TJ	34	Lincoln CARR	SO	15.50m	50-10%	5/13/10	0.5	0.00
▶ HT	15	Mike ZAJAC	SR	64.31m	211-0	4/2/10	6	0.58
▶ DEC	28	Scott PIERCE	SR	7,056		5/13/10	0.8	0.00
Team Total								99.98

19

Kansas State

Big 12 Conference

▲ **18**

Event	Scrd As	Athlete	Yr	Scored Mark	Date	Pl. Pts.	Bonus	TOTAL
Scored bests come from CURRENT season								
▶ HJ	1	Erik KYNARD	SO	2.28m	7-5%	3/17/11	30	3.38
Scored bests come from PRE-SEASON DATA								
▶ 100m	24	Martynas JURGILAS	JR	10.33	#####		1	0.32
▶ H110	6	Jeffrey JULMIS	SR	13.59		5/29/10	20	1.50
▶ HJ	27	Michael HEALEY	SR	2.14m	7-¾	5/1/10	0.85	0.14
▶ PV	48	Dezso SZABO	SO	5.17m	16-11½	4/14/10	0.05	0.00
▶ HT	21	Tomaz BOGOVIC	JR	62.69m	205-8	4/3/10	2.5	0.26
▶ DEC	3	Mantas SILKAUSKAS	JR	7,706		5/16/09	26	2.71
▶ DEC	10	Moritz CLEVE	SR	7,429		4/1/10	12	0.92
Team Total								101.64

21

Washington

Pacific-10 Conference

▼ **6**

Event	Scrd As	Athlete	Yr	Scored Mark	Date	Pl. Pts.	Bonus	TOTAL
Scored bests come from PRE-SEASON DATA								
▶ 100m	15	James ALAKA	SO	10.22w	5/1/10	6	0.80	6.80
▶ 200m	19	James ALAKA	SO	20.71	5/29/10	3.5	0.52	4.02
▶ 1500m	50	Joey BYWATER	SO	3:44.53	5/16/09	0.01	0.00	0.01
▶ 5000m	26	Colton TULLY-DOYLE	SR	13:52.40	4/15/10	0.9	0.35	1.25
▶ 10k	37	Jordan SWARTHOUT	SR	29:27.88	3/26/10	0.35	0.01	0.36
▶ 4x100	38			40.14	5/27/10	0.3	0.10	0.40
▶ PV	1	Scott ROTH	SR	5.50m	18-¾	4/10/10	30	4.12
▶ HT	34	Angus TAYLOR	JR	61.28m	201-0	5/27/10	0.5	0.00
▶ JAV	5	Kyle NIELSEN	SR	75.32m	247-1	4/23/10	22	2.03
▶ JAV	17	Joe ZIMMERMAN	SO	71.71m	235-3	5/27/10	4.5	0.68
▶ DEC	8	Jeremy TAIWO	JR	7,521		5/15/10	16	1.41
Team Total								94.08

"Scrd As", short for "Scored As", Standing used for place points portion of performance's score combining preseason data (when applied) to current season data
 Numbers in BLACK are both the performance's actual NCAA rank AND "scored as" rank Numbers in RED indicate actual NCAA rank does not exist or is worse than "scored as" rank Numbers in BLUE indicate actual NCAA rank is better than "scored as" rank
USTFCCCA Non-Member Non-Member Schools Will NOT be ranked, beginning Week 2



2011 Outdoor Track & Field, Preseason

Only those who score >0.01 pts are shown
D denotes multiple-event rule in affect

MEN

22

Alabama

Southeastern Conference

▲ **1**

Event	Scrd As	Athlete	Yr	Scored Mark	Date	Pl. Pts.	Bonus	TOTAL
Scored bests come from PRE-SEASON DATA								
▶ 200m	26	Kirani JAMES	SO	20.76	4/5/10	0.9	0.36	1.26
▶ 400m	4	Kirani JAMES	SO	45.01	5/13/10	24	2.14	26.14
▶ 800m	3	Fred SAMOEI	SR	1:45.94	6/10/10	26	2.10	28.10
▶ 800m	40	Julius BOR	SR	1:49.11	4/7/10	0.25	0.12	0.37
▶ 1500m	9	Julius BOR	SR	3:41.11	4/2/10	14	1.10	15.10
▶ 1500m	34	Joel ROP	SR	3:43.06	4/2/10	0.5	0.27	0.77
▶ 10k	36	Moses KIPTOO	JR	29:26.66	4/7/10	0.4	0.03	0.43
▶ Steeple	49	Andrew KIRWA	SR	9:00.11	5/13/10	0.025	0.00	0.03
▶ 4x100	15			39.64	5/13/10	6	0.58	6.58
▶ 4x400	12			3:05.65	5/27/10	9	0.70	9.70
▶ HJ	17	Tyler CAMPBELL	JR	2.16m	7-1	4.5	0.39	4.89
▶ DEC	47	Michael HUGHES	SR	6,794	5/13/10	0.075	0.00	0.08
Team Total								93.43

24

UCLA

Pacific-10 Conference

▲ **28**

Event	Scrd As	Athlete	Yr	Scored Mark	Date	Pl. Pts.	Bonus	TOTAL	
Scored bests come from CURRENT season									
▶ PV	34	Greg WOEPSE	SR	5.20m	17-¾	3/12/11	0.5	0.02	0.52
▶ TJ	22	Jonathan CLARK	SR	15.75m	51-8¾	3/17/11	2	0.32	2.32
▶ DISC	14	Bo TAYLOR	SR	56.44m	185-2	3/12/11	7	0.65	7.65
Scored bests come from PRE-SEASON DATA									
▶ 800m	2	Cory PRIMM	SR	1:45.70	6/10/10	28	2.34	30.34	
▶ 800m	17	Scott CRAWFORD	SR	1:47.78	5/29/10	4.5	0.54	5.04	
▶ 800m	47	Jonathan SIMMONS	JR	1:49.31	5/8/10	0.075	0.05	0.13	
▶ 1500m	50	Alex CRABILL	SR	3:44.53	4/8/10	0.01	0.00	0.01	
▶ Steeple	11	Dylan KNIGHT	SR	8:43.68	5/15/10	10	1.18	11.18	
▶ Steeple	36	Spencer KNIGHT	SR	8:57.95	5/15/10	0.4	0.00	0.40	
▶ 4x100	10			39.43	5/27/10	12	0.93	12.93	
▶ HJ	17	Taylor HOBSON	SR	2.16m	7-1	4/18/09	4.5	0.39	4.89
▶ PV	12	Casey DICESARE	SR	5.31m	17-5	3/31/10	9	0.81	9.81
▶ LJ	25	Taylor HOBSON	SR	7.68m	25-2½	4/18/09	0.95	0.23	1.18
▶ LJ	29	Nelson ROSARIO	JR	7.62m	25-0	5/1/10	0.75	0.02	0.77
▶ SP	44	Bo TAYLOR	SR	17.37m	57-0	3/27/10	0.15	0.00	0.15
▶ DISC	31	Tom NAGENGAST	SR	53.86m	176-8	4/23/10	0.65	0.00	0.65
▶ DEC	42	Trent PEREZ	JR	6,874	5/15/10	0.2	0.00	0.20	
Team Total								88.18	

23

Georgia

Southeastern Conference

▲ **17**

Event	Scrd As	Athlete	Yr	Scored Mark	Date	Pl. Pts.	Bonus	TOTAL	
Scored bests come from CURRENT season									
▶ HT	8	Justin WELCH	FR	66.78m	219-1	3/18/11	16	1.18	17.18
Scored bests come from PRE-SEASON DATA									
▶ 200m	44	Eric HARRIS	SO	20.92	3/26/10	0.15	0.07	0.22	
▶ 400m	40	Torrin LAWRENCE	JR	46.73	5/16/09	0.25	0.00	0.25	
▶ 800m	6	Aaron EVANS	JR	1:46.26	5/29/10	20	1.78	21.78	
▶ H110	35	Cory HOLMAN	SR	13.99	5/13/10	0.45	0.00	0.45	
▶ Steeple	23	Matt CLEAVER	JR	8:50.02	4/15/10	1.5	0.45	1.95	
▶ 4x100	18			39.68	5/13/10	4	0.54	4.54	
▶ 4x400	36			3:08.26	5/27/10	0.4	0.14	0.54	
▶ PV	34	John SMITH	JR	5.20m	17-¾	5/13/10	0.5	0.02	0.52
▶ LJ	20	Aaron LAGARDE	JR	7.75m	25-5¾	3/26/10	3	0.47	3.47
▶ TJ	33	Aaron LAGARDE	JR	15.56mw	51-¾	5/8/10	0.55	0.05	0.60
▶ SP	38	Petr NOVOTNY	SO	17.55m	57-7	4/2/10	0.3	0.00	0.30
▶ JAV	15	Brian MOORE	JR	72.95m	239-4	5/13/10	6	0.98	6.98
▶ JAV	33	Ben DAVIES	JR	68.98m	226-3	4/4/09	0.55	0.05	0.60
▶ DEC	2	Michael AYERS	JR	7,794	6/11/09	28	3.48	31.48	
▶ DEC	33	Tommy BARRINEAU	SR	6,987	5/13/09	0.55	0.00	0.55	
Team Total								91.41	

"Scrd As", short for "Scored As", Standing used for place points portion of performance's score combining preseason data (when applied) to current season data
 Numbers in BLACK are both the performance's actual NCAA rank AND "scored as" rank Numbers in RED indicate actual NCAA rank does not exist or is worse than "scored as" rank Numbers in BLUE indicate actual NCAA rank is better than "scored as" rank
USTFCCCA Non-Member Non-Member Schools Will NOT be ranked, beginning Week 2



2011 Outdoor Track & Field, Preseason

Only those who score >0.01 pts are shown
D denotes multiple-event rule in affect

MEN

25  **California** ▼ 4
Pacific-10 Conference

Event	Scrd As	Athlete	Yr	Scored Mark	Date	Pl. Pts.	Bonus	TOTAL
Scored bests come from PRE-SEASON DATA								
▶ 1500m	14	Steve SODARO	SR	3:41.69	4/23/10	D 7	0.81	2.81
▶ 1500m	29	Michael COE	SR	3:42.56	4/23/10	0.75	0.44	1.19
▶ 5000m	15	Michael COE	SR	13:48.64	5/15/10	6	0.62	6.62
▶ 5000m	44	Steve SODARO	SR	14:01.06	5/1/10	0.05	0.00	0.05
▶ 10k	48	Kari KARLSSON	SR	29:31.82	5/15/10	0.15	0.00	0.15
▶ H110	16	Ray STEWART	JR	13.72	6/6/10	5	0.77	5.77
▶ Steeple	5	Steve SODARO	SR	8:40.60	5/15/10	22	1.78	23.78
▶ HJ	27	Brian CARMICHAEL	JR	2.14m 7-¾	5/15/10	0.85	0.14	0.99
▶ PV	17	Connor LANDRY	SR	5.28m 17-3¾	5/15/10	4.5	0.53	5.03
▶ PV	49	Justin MILLER	SO	5.15m 16-10¾	5/8/10	0.025	0.00	0.03
▶ LJ	42	Hammed SULEMAN	SO	7.53m 24-8½	4/3/10	0.2	0.00	0.20
▶ SP	19	Patrick KOWALSKY	SR	18.06m 59-3	4/3/10	3.5	0.37	3.87
▶ DEC	1	Michael MORRISON	SR	7,801	6/12/10	30	3.54	33.54
Team Total								84.02

27  **Penn State** ▼ 4
Big Ten Conference

Event	Scrd As	Athlete	Yr	Scored Mark	Date	Pl. Pts.	Bonus	TOTAL
Scored bests come from PRE-SEASON DATA								
▶ 800m	9	Casimir LOXSOM	SO	1:46.74	5/1/10	14	1.31	15.31
▶ 800m	17	Ryan FOSTER	SR	1:47.78	5/1/10	D 4.5	0.54	2.54
▶ 800m	31	Owen DAWSON	SR	1:48.85	4/8/10	0.65	0.20	0.85
▶ 800m	38	Lionel WILLIAMS	SR	1:49.07	4/2/10	0.3	0.13	0.43
▶ 1500m	11	Ryan FOSTER	SR	3:41.26	4/2/10	10	1.03	11.03
▶ SP	2	Blake EATON	SR	19.57m 64-2½	6/12/10	28	3.37	31.37
▶ SP	7	Joe KOVACS	JR	18.73m 61-5½	4/17/10	18	1.25	19.25
▶ DEC	35	Anya UZOH	JR	6,966	5/14/10	0.45	0.00	0.45
Team Total								81.23

26  **Kansas** ▼ 19
Big 12 Conference

Event	Scrd As	Athlete	Yr	Scored Mark	Date	Pl. Pts.	Bonus	TOTAL
Scored bests come from CURRENT season								
▶ JAV	20	Johannes SWANEPOEL	FR	70.56m 231-6	3/19/11	3	0.41	3.41
Scored bests come from PRE-SEASON DATA								
▶ 400m	23	Kyle CLEMONS	SO	45.98	5/29/10	1.5	0.44	1.94
▶ 4x400	13			3:05.93	5/27/10	8	0.61	8.61
▶ TJ	36	Corey FULLER	JR	15.47m 50-9¾	5/14/10	0.4	0.00	0.40
▶ SP	1	Mason FINLEY	SO	20.68m 67-10¾	6/12/10	30	6.61	36.61
▶ DISC	2	Mason FINLEY	SO	60.18m 197-5	5/14/10	28	3.21	31.21
▶ JAV	45	Iain TRIMBLE	SO	67.41m 221-2	4/9/10	0.125	0.00	0.13
Team Total								82.31

28  **Oklahoma State** ▲ 5
Big 12 Conference

Event	Scrd As	Athlete	Yr	Scored Mark	Date	Pl. Pts.	Bonus	TOTAL
Scored bests come from PRE-SEASON DATA								
▶ 1500m	25	Johnathan STUBLASKI	JR	3:42.20	4/30/10	0.95	0.56	1.51
▶ 1500m	41	Raul BOTEZAN	JR	3:44.01	4/30/10	0.225	0.07	0.30
▶ 1500m	42	Thomas FARRELL	SO	3:44.02	5/14/10	0.2	0.07	0.27
▶ 5000m	4	German FERNANDEZ	SO	13:31.78	5/2/09	24	2.52	26.52
▶ 5000m	8	Colby LOWE	JR	13:42.60	4/15/10	16	1.16	17.16
▶ 10k	2	Girma MECHESO	JR	28:26.09	3/27/09	28	2.30	30.30
Team Total								76.06

"Scrd As", short for "Scored As", Standing used for place points portion of performance's score combining preseason data (when applied) to current season data
Numbers in BLACK are both the performance's actual NCAA rank AND "scored as" rank Numbers in RED indicate actual NCAA rank does not exist or is worse than "scored as" rank Numbers in BLUE indicate actual NCAA rank is better than "scored as" rank



2011 Outdoor Track & Field, Preseason

Only those who score >0.01 pts are shown
D denotes multiple-event rule in affect

MEN

29

Baylor

Big 12 Conference

▲ **16**

Event	Scrd As	Athlete	Yr	Scored Mark	Date	Pl. Pts.	Bonus	TOTAL	
Scored bests come from CURRENT season									
▶ H400	23	Gabriel EL HANBLI	FR	50.83	3/18/11	1.5	0.34	1.84	
Scored bests come from PRE-SEASON DATA									
▶ 100m	43	Whitney PREVOST	SR	10.43	4/16/10	0.175	0.01	0.19	
▶ 200m	19	Whitney PREVOST	SR	20.71	5/29/10	3.5	0.52	4.02	
▶ 400m	16	Marcus BOYD	SR	45.69	5/1/10	5	0.69	5.69	
▶ 400m	17	Zwede HEWITT	JR	45.70	5/29/10	4.5	0.67	5.17	
▶ 400m	47	James GILREATH	SR	46.81	5/1/10	0.075	0.00	0.08	
▶ 800m	32	Gavyn NERO	SO	1:48.86	5/27/10	0.6	0.19	0.79	
▶ 800m	51	James GILREATH	SR	1:49.36	5/14/10		0.04	0.04	
▶ H400	18	Chance CASEY	SO	50.65	5/14/10	4	0.46	4.46	
▶ 4x100	7			39.18	3/31/10	18	1.65	19.65	
▶ 4x400	4			3:02.70	3/31/10	24	2.05	26.05	
▶ JAV	14	Nick LYONS	SR	73.04m	239-7	3/31/10	7	1.02	8.02
Team Total								76.00	

31

Virginia

Atlantic Coast Conference

▼ **8**

Event	Scrd As	Athlete	Yr	Scored Mark	Date	Pl. Pts.	Bonus	TOTAL	
Scored bests come from PRE-SEASON DATA									
▶ 400m	49	Kevin ANDING	JR	46.84	5/14/10	0.025	0.00	0.03	
▶ 800m	1	Robby ANDREWS	SO	1:45.54	6/10/10	30	2.50	32.50	
▶ 800m	4	Lance ROLLER	JR	1:46.11	6/10/10	24	1.93	25.93	
▶ 1500m	8	Robby ANDREWS	SO	3:41.09	5/16/10	D	16	1.11	3.11
▶ H110	25	Adams ABDULRAZAAQ	SR	13.85	4/15/10	0.95	0.33	1.28	
▶ 4x400	49			3:09.50	4/15/10	0.025	0.00	0.03	
▶ HJ	49	Greg NELSON	SR	2.10m	6-10%	5/16/10	0.025	0.00	0.03
▶ TJ	21	Marcus ROBINSON	SR	15.78m	51-9%	4/15/10	2.5	0.37	2.87
▶ JAV	42	Andy FAHRINGER	JR	67.89m	222-9	4/15/10	0.2	0.00	0.20
Team Total								65.96	

30

Princeton

Ivy League

▼ **7**

Event	Scrd As	Athlete	Yr	Scored Mark	Date	Pl. Pts.	Bonus	TOTAL	
Scored bests come from CURRENT season									
▶ PV	13	David SLOVENSKI	JR	5.30m	17-4%	3/18/11	8	0.68	8.68
Scored bests come from PRE-SEASON DATA									
▶ 400m	46	Austin HOLLIMON	JR	46.80	5/1/10	0.1	0.00	0.10	
▶ 400m	48	Mike EDDY	SR	46.82	3/18/10	0.05	0.00	0.05	
▶ 800m	33	Russell DINKINS	SO	1:48.91	5/27/10	0.55	0.18	0.73	
▶ 5000m	27	Donn CABRAL	JR	13:53.33	6/12/10	0.85	0.31	1.16	
▶ 10k	46	Rob SPEARE	SR	29:32.57	3/26/10	0.1	0.00	0.10	
▶ Steeple	2	Donn CABRAL	JR	8:35.60	5/27/10	28	2.82	30.82	
▶ Steeple	22	Trevor VAN ACKEREN	JR	8:49.95	4/2/10	2	0.45	2.45	
▶ HT	4	Conor MCCULLOUGH	SO	70.78m	232-2	5/14/10	24	2.68	26.68
▶ HT	28	Craig PEARCE	SR	61.80m	202-9	4/2/10	0.8	0.09	0.89
Team Total								71.66	

32

Northern Arizona

Big Sky Conference

▼ **5**

Event	Scrd As	Athlete	Yr	Scored Mark	Date	Pl. Pts.	Bonus	TOTAL	
Scored bests come from PRE-SEASON DATA									
▶ 5000m	18	Diego ESTRADA	JR	13:49.35	4/15/10	D	4	0.56	2.56
▶ 5000m	40	Ahmed OSMAN	JR	13:58.20	5/1/10	0.25	0.10	0.35	
▶ 10k	4	Diego ESTRADA	JR	28:40.19	5/1/10	24	1.55	25.55	
▶ 10k	11	Ahmed OSMAN	JR	28:52.57	4/15/10	10	0.90	10.90	
▶ 10k	12	Ben ASHKETTLE	SR	28:52.72	5/1/10	9	0.89	9.89	
▶ TJ	45	Charles WHITE	SO	15.32m	50-3%	5/27/10	0.125	0.00	0.13
▶ DISC	9	Andres ROSSINI	SR	57.57m	188-10	5/1/10	14	1.08	15.08
Team Total								64.44	

"Scrd As", short for "Scored As", Standing used for place points portion of performance's score combining preseason data (when applied) to current season data

Numbers in BLACK are both the performance's actual NCAA rank AND "scored as" rank Numbers in RED indicate actual NCAA rank does not exist or is worse than "scored as" rank Numbers in BLUE indicate actual NCAA rank is better than "scored as" rank

USTFCCCA Non-Member

Non-Member Schools Will NOT be ranked, beginning Week 2



2011 Outdoor Track & Field, Preseason

Only those who score >0.01 pts are shown
D denotes multiple-event rule in affect

MEN

33

Liberty

Big South Conference

▼20

Event	Scrd As	Athlete	Yr	Scored Mark	Date	Pl. Pts.	Bonus	TOTAL		
Scored bests come from CURRENT season										
▶ JAV	29	Elliott GALEONE	SR	69.11m	226-9	3/11/11	0.75	0.08	0.83	
Scored bests come from PRE-SEASON DATA										
▶ 5000m	11	Sam CHELANGA	SR	13:45.35		6/12/10	D	10	0.92	2.92
▶ 10k	1	Sam CHELANGA	SR	27:08.39		5/1/10	30	6.71	36.71	
▶ Steeple	15	Evans KIGEN	SR	8:46.53		5/1/10	6	0.80	6.80	
▶ HJ	22	Anthony BRYANT	JR	2.15m	7-½	4/17/09	2	0.27	2.27	
▶ HJ	49	Clarence POWELL	SR	2.10m	6-10%	4/10/10	0.025	0.00	0.03	
▶ PV	34	Kolby SHEPHERD	JR	5.20m	17-¾	4/3/10	0.5	0.02	0.52	
▶ LJ	37	Clarence POWELL	SR	7.56mw	24-9%	4/2/10	0.35	0.00	0.35	
▶ TJ	15	Clarence POWELL	SR	15.88m	52-1¼	5/27/10	6	0.51	6.51	
▶ TJ	17	Anthony BRYANT	JR	15.85m	52-0	4/18/09	4.5	0.47	4.97	
▶ SP	37	Ryan SMITH	SO	17.58m	57-8¼	5/27/10	0.35	0.00	0.35	
▶ DISC	50	Elliott GALEONE	SR	52.73m	173-0	4/20/10	0.01	0.00	0.01	
▶ DEC	26	Geren WOODBRIDGE	SR	7,112		4/2/10	0.9	0.00	0.90	
Team Total								63.15		

34

Arizona State

Pacific-10 Conference

▼30

Event	Scrd As	Athlete	Yr	Scored Mark	Date	Pl. Pts.	Bonus	TOTAL	
Scored bests come from CURRENT season									
▶ HJ	49	Bryan MCBRIDE	FR	2.10m	6-10%	3/18/11	0.025	0.00	0.03
Scored bests come from PRE-SEASON DATA									
▶ 800m	24	Mason MCHENRY	JR	1:48.38		5/15/10	1	0.35	1.35
▶ 5000m	47	Zeke VAN PATTEN	JR	14:00.21		4/15/10	0.075	0.01	0.08
▶ 4x100	14			39.60		4/8/10	7	0.62	7.62
▶ 4x400	7			3:03.78		4/15/10	18	1.45	19.45
▶ SP	4	Jordan CLARKE	SO	19.21m	63-¾	6/12/10	24	2.32	26.32
▶ DISC	16	Jordan CLARKE	SO	56.41m	185-1	5/1/10	5	0.64	5.64
▶ HT	40	Jordan CLARKE	SO	60.81m	199-6	5/1/10	0.25	0.00	0.25
▶ DEC	39	Jamie SANDYS	JR	6,909		5/15/10	0.275	0.00	0.28
Team Total								61.02	

35

Indiana

Big Ten Conference

▼15

Event	Scrd As	Athlete	Yr	Scored Mark	Date	Pl. Pts.	Bonus	TOTAL		
Scored bests come from PRE-SEASON DATA										
▶ 1500m	44	Ben HUBERS	JR	3:44.11		4/10/10	0.15	0.05	0.20	
▶ 5000m	17	Andrew POORE	JR	13:49.23		5/14/10	D	4.5	0.57	2.57
▶ 5000m	32	Ben HUBERS	JR	13:56.21		3/26/10	0.6	0.18	0.78	
▶ 10k	17	Andrew POORE	JR	28:58.07		3/26/10	D	4.5	0.66	2.66
▶ 10k	32	Zachary MAYHEW	SO	29:19.57		3/26/10	0.6	0.15	0.75	
▶ Steeple	10	De'Sean TURNER	JR	8:43.44		6/10/10	12	1.22	13.22	
▶ Steeple	12	Andrew POORE	JR	8:44.10		5/14/10	9	1.13	10.13	
▶ 4x100	40			40.16		5/27/10	0.25	0.09	0.34	
▶ HJ	3	Derek DROUIN	JR	2.26m	7-5	6/12/10	26	2.65	28.65	
▶ TJ	29	Olumide OLAMIGOKE	JR	15.62m	51-3	5/7/10	0.75	0.14	0.89	
▶ TJ	47	Rex PARKER	JR	15.25m	50-½	5/14/10	0.075	0.00	0.08	
▶ DISC	34	Paul HAAS	SR	53.72m	176-3	4/16/10	0.5	0.00	0.50	
Team Total								60.76		

36

TCU

Mountain West Conference

Event	Scrd As	Athlete	Yr	Scored Mark	Date	Pl. Pts.	Bonus	TOTAL	
Scored bests come from CURRENT season									
▶ 100m	17	Charles SILMON	SO	10.25		3/18/11	4.5	0.61	5.11
Scored bests come from PRE-SEASON DATA									
▶ 100m	39	Mychal DUNGEY	SR	10.41		5/29/10	0.275	0.07	0.35
▶ 100m	47	Mark BARNES	JR	10.44		5/12/10	0.075	0.00	0.08
▶ 200m	11	Charles SILMON	SO	20.58		5/29/10	10	1.06	11.06
▶ 200m	14	Mychal DUNGEY	SR	20.66		5/29/10	7	0.70	7.70
▶ 1500m	45	Festus KIGEN	SR	3:44.18		5/12/10	0.125	0.04	0.17
▶ 5000m	25	Festus KIGEN	SR	13:52.06		4/15/10	0.95	0.37	1.32
▶ H110	30	Jordan PITTS	SR	13.94w		3/19/10	0.7	0.08	0.78
▶ H400	31	Jordan PITTS	SR	51.28		5/12/10	0.65	0.04	0.69
▶ 4x100	9			39.20		3/31/10	14	1.60	15.60
▶ 4x400	10			3:05.46		5/27/10	12	0.77	12.77
▶ DISC	44	Sean TABOR	SO	52.90m	173-6	3/19/10	0.15	0.00	0.15
Team Total								55.78	


"Scrd As", short for "Scored As", Standing used for place points portion of performance's score combining preseason data (when applied) to current season data
 Numbers in BLACK are both the performance's actual NCAA rank AND "scored as" rank Numbers in RED indicate actual NCAA rank does not exist or is worse than "scored as" rank Numbers in BLUE indicate actual NCAA rank is better than "scored as" rank




2011 Outdoor Track & Field, Preseason

Only those who score >0.01 pts are shown
D denotes multiple-event rule in affect


MEN

37  **UTEP** ▲ 18
 Conference USA


Event	Scrd As	Athlete	Yr	Scored Mark	Date	Pl. Pts.	Bonus	TOTAL	
Scored bests come from PRE-SEASON DATA									
▶ 100m	36	Suji ADENIYAN	SR	10.39w	#####	0.4	0.14	0.54	
▶ 200m	21	Anderson MUTEGI	SR	20.73	4/18/10	D 2.5	0.45	2.45	
▶ 200m	50	Curtis KOCK	SR	21.00	3/26/10	0.01	0.00	0.01	
▶ 400m	7	Anderson MUTEGI	SR	45.22	5/29/10	18	1.61	19.61	
▶ 400m	35	Curtis KOCK	SR	46.61	5/1/10	0.45	0.00	0.45	
▶ 4x100	15			39.64	4/10/10	6	0.58	6.58	
▶ HT	5	Dimitrios FYLLADITAKIS	SR	68.82m	225-9	3/27/10	22	1.94	23.94
Team Total								53.57	

38  **Missouri** ▼ 6
 Big 12 Conference


Event	Scrd As	Athlete	Yr	Scored Mark	Date	Pl. Pts.	Bonus	TOTAL	
Scored bests come from PRE-SEASON DATA									
▶ 800m	12	Aaron DIXON	SR	1:47.39	5/29/10	9	0.80	9.80	
▶ 800m	13	Blake IRWIN	JR	1:47.53	5/29/10	8	0.71	8.71	
▶ PV	18	Brian HANCOCK	SR	5.25m	17-2½	5/16/09	4	0.34	4.34
▶ HT	33	Chris HOLLY	SR	61.42m	201-6	4/14/10	0.55	0.01	0.56
▶ DEC	4	Lars RISE	SR	7,695		5/14/10	24	2.62	26.62
Team Total								50.02	

39  **Northwestern State**
 Southland Conference

Event	Scrd As	Athlete	Yr	Scored Mark	Date	Pl. Pts.	Bonus	TOTAL
Scored bests come from PRE-SEASON DATA								
▶ 100m	6	Justin WALKER	SO	10.13w	5/1/10	20	1.41	21.41
▶ 200m	5	Justin WALKER	SO	20.49	4/15/10	22	1.56	23.56
▶ 400m	30	Charles GREEN	SR	46.34	5/1/10	0.7	0.15	0.85
▶ 4x400	22			3:07.06	3/31/10	2	0.38	2.38
Team Total								48.20

40  **Arizona** ▲ 28
 Pacific-10 Conference

Event	Scrd As	Athlete	Yr	Scored Mark	Date	Pl. Pts.	Bonus	TOTAL	
Scored bests come from PRE-SEASON DATA									
▶ 800m	23	Abdi HASSAN	JR	1:48.23	5/15/10	1.5	0.40	1.90	
▶ 1500m	48	Abdi HASSAN	JR	3:44.32	3/26/10	0.05	0.02	0.07	
▶ 5000m	9	Stephen SAMBU	JR	13:43.60	4/16/10	14	1.07	15.07	
▶ 10k	20	Stephen SAMBU		29:01.34	5/1/10	D 3	0.54	2.54	
▶ Steeple	41	Brian MACARTHUR	SR	8:58.54	3/26/10	0.225	0.00	0.22	
▶ HJ	10	Edgar RIVERA-MORALES	SO	2.20m	7-2½	4/3/10	12	0.92	12.92
▶ HJ	13	Nick ROSS	SO	2.18m	7-1½	4/23/10	8	0.64	8.64
▶ SP	17	Korion MORRIS	SR	18.15m	59-6½	4/3/10	4.5	0.46	4.96
▶ DISC	30	Korion MORRIS	SR	54.06m	177-4	3/19/10	0.7	0.00	0.70
Team Total								47.03	

41  **New Mexico** ▲ 14
 Mountain West Conference

Event	Scrd As	Athlete	Yr	Scored Mark	Date	Pl. Pts.	Bonus	TOTAL	
Scored bests come from PRE-SEASON DATA									
▶ 100m	31	Lamaar THOMAS	JR	10.36	5/14/10	0.65	0.23	0.88	
▶ 1500m	17	David BISHOP	SR	3:42.01	5/12/10	4.5	0.65	5.15	
▶ 1500m	22	Ross MILLINGTON	JR	3:42.15	5/12/10	2	0.58	2.58	
▶ 10k	6	Keith GERRARD	SR	28:42.51	3/26/10	20	1.43	21.43	
▶ 10k	33	Brock HAGERMAN	SR	29:20.09	3/26/10	0.55	0.14	0.69	
▶ 4x100	46			40.35	5/27/10	0.1	0.00	0.10	
▶ PV	13	Kyle WALKER	JR	5.30m	17-4½	5/12/10	8	0.68	8.68
▶ TJ	47	Ty KIRK	JR	15.25m	50-½	5/12/10	0.075	0.00	0.08
▶ DEC	16	Richard YORK	SO	7,292		5/12/10	5	0.51	5.51
Team Total								45.08	

"Scrd As", short for "Scored As", Standing used for place points portion of performance's score combining preseason data (when applied) to current season data
 Numbers in BLACK are both the performance's actual NCAA rank AND "scored as" rank Numbers in RED indicate actual NCAA rank does not exist or is worse than "scored as" rank Numbers in BLUE indicate actual NCAA rank is better than "scored as" rank



2011 Outdoor Track & Field, Preseason

Only those who score >0.01 pts are shown
D denotes multiple-event rule in affect

MEN

42

Illinois

Big Ten Conference

▼ **15**

Event	Scrd As	Athlete	Yr	Scored Mark	Date	Pl. Pts.	Bonus	TOTAL
Scored bests come from PRE-SEASON DATA								
▶ 200m	45	Stanley AZIE	JR	20.94w	3/26/10	0.125	0.04	0.16
▶ 10k	22	Colin MICKOW	JR	29:10.74	5/14/10	2	0.30	2.30
▶ 10k	42	Hunter MICKOW	JR	29:30.09	5/14/10	0.2	0.00	0.20
▶ H110	3	Andrew RILEY	JR	13.45	6/12/10	26	2.69	28.69
▶ H400	14	Cody WISSLEAD	SR	50.33	5/29/10	7	0.78	7.78
▶ Steeple	39	Kyle ENGNELL	JR	8:58.31	5/14/10	0.275	0.00	0.28
▶ 4x100	20			39.76	4/21/10	3	0.46	3.46
▶ 4x400	29			3:07.67	5/27/10	0.75	0.26	1.01
▶ HT	27	Matt MCHUGH	SR	61.83m	202-10 4/2/10	0.85	0.09	0.94
Team Total								44.82

43

Ohio State

Big Ten Conference

▲ **2**

Event	Scrd As	Athlete	Yr	Scored Mark	Date	Pl. Pts.	Bonus	TOTAL
Scored bests come from PRE-SEASON DATA								
▶ 400m	19	Thomas MURDAUGH	JR	45.86	5/29/10	3.5	0.54	4.04
▶ 5000m	36	Jake EDWARDS	SR	13:57.03	4/15/10	0.4	0.15	0.55
▶ H400	43	Aaron ROBERTS	SR	51.61	5/14/10	0.175	0.00	0.17
▶ Steeple	18	Adam GREEN	SR	8:48.18	4/30/10	4	0.58	4.58
▶ Steeple	20	Cory LESLIE	JR	8:49.06	5/27/10	3	0.51	3.51
▶ 4x400	8			3:03.97	5/27/10	16	1.37	17.37
▶ LJ	42	Korbin SMITH	SO	7.53m	24-8½ 3/26/10	0.2	0.00	0.20
▶ SP	12	Matt DECHANT	JR	18.54m	60-10 6/12/10	9	0.88	9.88
▶ SP	20	Tyler BRANCH	JR	18.02m	59-1½ 5/14/10	3	0.33	3.33
▶ HT	35	Max MAYS	JR	61.13m	200-6 5/14/10	0.45	0.00	0.45
▶ HT	47	Tom DAVIS	JR	59.74m	196-0 5/14/10	0.075	0.00	0.08
▶ DEC	32	Heath NICKLES	SO	6,998	5/14/10	0.6	0.00	0.60
Team Total								44.76

44

ULM

Sun Belt Conference

▼ **4**

Event	Scrd As	Athlete	Yr	Scored Mark	Date	Pl. Pts.	Bonus	TOTAL
Scored bests come from CURRENT season								
▶ JAV	7	Richard MCKAY	JR	73.68m	241-8 3/18/11	18	1.30	19.30
Scored bests come from PRE-SEASON DATA								
▶ 100m	5	Luther AMBROSE	JR	10.12	6/12/10	22	1.51	23.51
▶ 200m	40	Luther AMBROSE	JR	20.89w	5/14/10	0.25	0.13	0.38
▶ TJ	44	Josh HOWARD	JR	15.35mw	50-4½ 5/7/10	0.15	0.00	0.15
▶ JAV	35	Kyle KENT	SR	68.43m	224-6 5/27/10	0.45	0.00	0.45
▶ DEC	49	Ruslan HEMED	SR	6,783	5/7/10	0.025	0.00	0.03
Team Total								43.80

45

Utah State

Western Athletic Conference

Event	Scrd As	Athlete	Yr	Scored Mark	Date	Pl. Pts.	Bonus	TOTAL
Scored bests come from PRE-SEASON DATA								
▶ 100m	24	Mike PYRTLE	SR	10.33	5/12/10	1	0.32	1.32
▶ 10k	19	Brian MCKENNA	JR	29:00.76	5/1/10	3.5	0.57	4.07
▶ Steeple	48	Daniel HOWELL	JR	8:59.76	5/27/10	0.05	0.00	0.05
▶ 4x100	34			40.05	5/12/10	0.5	0.19	0.69
▶ HJ	3	Clint SILCOCK	SR	2.26m	7-5 4/17/10	26	2.65	28.65
▶ SP	15	Joe CANAVAN	JR	18.40m	60-4½ 4/30/10	6	0.72	6.72
▶ DEC	44	Philip NOBLE	SR	6,828	5/12/10	0.15	0.00	0.15
Team Total								41.65

46

Rutgers

BIG EAST Conference

▲ **9**

Event	Scrd As	Athlete	Yr	Scored Mark	Date	Pl. Pts.	Bonus	TOTAL
Scored bests come from PRE-SEASON DATA								
▶ H400	18	Aaron YOUNGER	JR	50.65	5/29/10	4	0.46	4.46
▶ 4x400	15			3:06.13	5/27/10	6	0.57	6.57
▶ HJ	17	Adam BERGO	JR	2.16m	7-1 4/30/10	4.5	0.39	4.89
▶ DISC	5	James PLUMMER	JR	59.10m	193-10 3/19/10	22	2.06	24.06
▶ JAV	48	Jeremy PENNINO	JR	66.98m	219-9 5/27/10	0.05	0.00	0.05
Team Total								40.02

"Scrd As", short for "Scored As", Standing used for place points portion of performance's score combining preseason data (when applied) to current season data
 Numbers in BLACK are both the performance's actual NCAA rank AND "scored as" rank Numbers in RED indicate actual NCAA rank does not exist or is worse than "scored as" rank Numbers in BLUE indicate actual NCAA rank is better than "scored as" rank
USTFCCCA Non-Member Non-Member Schools Will NOT be ranked, beginning Week 2



2011 Outdoor Track & Field, Preseason

Only those who score >0.01 pts are shown
D denotes multiple-event rule in affect

MEN

47

Washington State

Pacific-10 Conference

▼ 14

Event	Scrd As	Athlete	Yr	Scored Mark	Date	Pl. Pts.	Bonus	TOTAL
Scored bests come from PRE-SEASON DATA								
▶ 800m	19	Joe ABBOTT	JR	1:47.87	5/29/10	3.5	0.51	4.01
▶ H110	39	Jeshua ANDERSON	SR	14.03	5/1/10	0.275	0.00	0.28
▶ H400	1	Jeshua ANDERSON	SR	48.63	5/15/10	30	3.98	33.98
▶ 4x100	42			40.27	5/1/10	0.2	0.00	0.20
▶ TJ	29	Stephan SCOTT-ELLIS	SO	15.62m 51-3	5/1/10	0.75	0.14	0.89
▶ DISC	35	Joe BARTLETT	JR	53.62m 175-11	5/1/10	0.45	0.00	0.45
Team Total								39.80

50

Tennessee

Southeastern Conference

▼ 5

Event	Scrd As	Athlete	Yr	Scored Mark	Date	Pl. Pts.	Bonus	TOTAL
Scored bests come from PRE-SEASON DATA								
▶ 800m	27	Joseph FRANKLIN	JR	1:48.55	5/13/10	0.85	0.29	1.14
▶ 4x100	31			39.93	4/2/10	0.65	0.30	0.95
▶ PV	6	Joe BERRY	JR	5.38m 17-7½	5/16/09	20	1.85	21.85
▶ PV	18	Robert RASNICK	JR	5.25m 17-2½	5/27/10	4	0.34	4.34
▶ LJ	13	Desmond BROWN	JR	7.85m 25-9½	5/13/10	8	0.81	8.81
Team Total								37.09

48

Oral Roberts

The Summit League

▲ 12

Event	Scrd As	Athlete	Yr	Scored Mark	Date	Pl. Pts.	Bonus	TOTAL
Scored bests come from PRE-SEASON DATA								
▶ 100m	28	Marvin BONDE	SR	10.35	5/27/10	0.8	0.26	1.06
▶ 200m	16	Marvin BONDE	SR	20.68w	6/12/10	5	0.63	5.63
▶ 400m	49	Jeffery GIBSON	SO	46.84	4/9/10	0.025	0.00	0.03
▶ PV	2	Jack WHITT	SO	5.41m 17-9	3/31/10	28	2.42	30.42
▶ PV	34	Dustin GEHRKE	SO	5.20m 17-¾	4/16/10	0.5	0.02	0.52
▶ LJ	31	Clive CHAFAUSIPO	JR	7.61m 24-11½	4/23/10	0.65	0.00	0.65
▶ TJ	41	Fredrick BROWN	SR	15.36m 50-4¾	5/13/10	0.225	0.00	0.22
Team Total								38.52

51

USF

BIG EAST Conference

▲ 1

Event	Scrd As	Athlete	Yr	Scored Mark	Date	Pl. Pts.	Bonus	TOTAL
Scored bests come from CURRENT season								
▶ H110	48	David ARISTIL	JR	14.08	3/11/11	0.05	0.00	0.05
Scored bests come from PRE-SEASON DATA								
▶ H400	9	David ARISTIL	JR	50.13	6/10/10	14	1.05	15.05
▶ DISC	6	Jared THOMAS	JR	58.98m 193-6	3/25/10	20	1.96	21.96
Team Total								37.06

49

Akron

Mid-American Conference

▲ 6

Event	Scrd As	Athlete	Yr	Scored Mark	Date	Pl. Pts.	Bonus	TOTAL
Scored bests come from PRE-SEASON DATA								
▶ 200m	28	Phil FERGUSON	JR	20.78w	3/26/10	0.8	0.32	1.12
▶ H110	28	Tyshaun PEOPLES	JR	13.91	5/29/10	0.8	0.16	0.96
▶ 4x100	46			40.35	5/27/10	0.1	0.00	0.10
▶ HJ	27	Michael MCCALL	SR	2.14m 7-¾	4/16/10	0.85	0.14	0.99
▶ PV	7	Michael UHLE	SR	5.36m 17-7	5/13/10	18	1.47	19.47
▶ PV	32	Bjorn JOHANSSON	JR	5.21m 17-1	3/31/10	0.6	0.08	0.68
▶ LJ	50	Collister FAHIE	SR	7.49m 24-7	4/2/10	0.01	0.00	0.01
▶ DEC	9	Bjorn JOHANSSON	JR	7,432	4/14/10	14	0.93	14.93
Team Total								38.27

52

Louisville

BIG EAST Conference

▼ 35

Event	Scrd As	Athlete	Yr	Scored Mark	Date	Pl. Pts.	Bonus	TOTAL
Scored bests come from PRE-SEASON DATA								
▶ 5000m	43	Matt HUGHES	SR	13:59.30	4/30/10	0.175	0.05	0.22
▶ Steeple	1	Matt HUGHES	SR	8:34.18	6/12/10	30	3.11	33.11
▶ HJ	27	Neil ANGERMEIER	SR	2.14m 7-¾	4/16/10	0.85	0.14	0.99
▶ HJ	49	Mike EDWARDS	SO	2.10m 6-10½	3/25/10	0.025	0.00	0.03
▶ LJ	42	Wesley SMITH	JR	7.53m 24-8½	5/14/10	0.2	0.00	0.20
▶ TJ	38	Seon POWELL	JR	15.44m 50-8	4/10/10	0.3	0.00	0.30
▶ SP	30	Weston BANKS	SR	17.70m 58-1	4/16/10	0.7	0.01	0.71
▶ DISC	29	Josh GREENWALD	SR	54.19m 177-9	4/16/10	0.75	0.00	0.75
Team Total								36.31

"Scrd As", short for "Scored As", Standing used for place points portion of performance's score combining preseason data (when applied) to current season data
 Numbers in BLACK are both the performance's actual NCAA rank AND "scored as" rank Numbers in RED indicate actual NCAA rank does not exist or is worse than "scored as" rank Numbers in BLUE indicate actual NCAA rank is better than "scored as" rank



2011 Outdoor Track & Field, Preseason

Only those who score >0.01 pts are shown
D denotes multiple-event rule in affect

MEN

53



Michigan State

Big Ten Conference

Event	Scrd As	Athlete	Yr	Scored Mark	Date	Pl. Pts.	Bonus	TOTAL
Scored bests come from PRE-SEASON DATA								
▶ 1500m	38	Josh MCALARY	SO	3:43.87	5/29/10	0.3	0.09	0.39
▶ 10k	39	Patrick GROSSKOPF	SR	29:28.18	5/14/10	0.275	0.01	0.28
▶ H400	18	Keenan MICHAEL	SO	50.65	5/29/10	4	0.46	4.46
▶ Steeple	16	Spencer BEATTY	SR	8:46.81	5/14/10	5	0.76	5.76
▶ Steeple	21	Aaron SIMONEAU	JR	8:49.20	5/14/10	2.5	0.50	3.00
▶ HJ	22	Kurt SCHNEIDER	SO	2.15m	7-½ 4/16/10	2	0.27	2.27
▶ PV	46	Logan LYNCH	SR	5.18m	17-0 4/16/10	0.1	0.00	0.10
▶ DISC	7	Lonnie PUGH	JR	58.65m	192-5 5/30/09	18	1.72	19.72
▶ DISC	47	Brad WENTZEL	JR	52.84m	173-4 4/16/10	0.075	0.00	0.08
▶ HT	49	Brad WENTZEL	JR	59.69m	195-10 4/23/10	0.025	0.00	0.03
Team Total								36.09

54



Houston

Conference USA

Event	Scrd As	Athlete	Yr	Scored Mark	Date	Pl. Pts.	Bonus	TOTAL
Scored bests come from CURRENT season								
▶ HJ	49	Kennis BYERS	JR	2.10m	6-10% 3/19/11	0.025	0.00	0.03
▶ TJ	34	Lamar DELANEY	SR	15.50m	50-10% 3/19/11	0.5	0.00	0.50
Scored bests come from PRE-SEASON DATA								
▶ 100m	28	Isaiah SWEENEY		10.35	5/29/09	0.8	0.26	1.06
▶ 200m	27	Errol NOLAN	SO	20.77	4/20/10	0.85	0.34	1.19
▶ 400m	14	Errol NOLAN	SO	45.59	5/29/10	7	0.85	7.85
▶ H400	23	Jason PEREZ	SR	50.83	4/24/10	1.5	0.34	1.84
▶ 4x100	28			39.89	5/27/10	0.8	0.34	1.14
▶ PV	34	Alex BENTLEY		5.20m	17-¾ 4/4/09	0.5	0.02	0.52
▶ LJ	37	Isiah SWEENEY	JR	7.56m	24-9% 5/13/10	0.35	0.00	0.35
▶ TJ	14	Chris CARTER	SR	15.98m	52-5% 5/27/10	7	0.70	7.70
▶ DEC	10	Wesley BRAY	SR	7,429	3/31/10	12	0.92	12.92
Team Total								35.09

55



North Carolina

Atlantic Coast Conference

▲ 14

Event	Scrd As	Athlete	Yr	Scored Mark	Date	Pl. Pts.	Bonus	TOTAL
Scored bests come from PRE-SEASON DATA								
▶ 200m	48	Charles COX	SR	20.97w	4/15/10	0.05	0.00	0.05
▶ 400m	15	Charles COX	SR	45.62	5/29/10	6	0.80	6.80
▶ 400m	29	Clayton PARROS	SO	46.31	4/15/10	0.75	0.17	0.92
▶ 1500m	26	Adam CUNNINGHAM	SR	3:42.23	4/10/10	0.9	0.55	1.45
▶ 5000m	45	Adam CUNNINGHAM	SR	13:59.58	5/16/10	0.125	0.04	0.16
▶ 10k	35	Evan WATCHEMPINO	JR	29:23.81	3/26/10	0.45	0.08	0.53
▶ 4x400	25			3:07.24	4/2/10	0.95	0.34	1.29
▶ HJ	17	Donte NALL	SR	2.16m	7-1 4/20/10	4.5	0.39	4.89
▶ PV	13	Scott HOUSTON	JR	5.30m	17-4% 5/8/10	8	0.68	8.68
▶ PV	18	Parker SMITH	SR	5.25m	17-2% 5/27/10	4	0.34	4.34
▶ TJ	17	Austin DAVIS	SR	15.85m	52-0 3/31/10	4.5	0.47	4.97
▶ SP	29	Kwabena KEENE	JR	17.72m	58-1% 4/20/10	0.75	0.03	0.78
▶ DISC	43	Kwabena KEENE	JR	52.98m	173-10 4/15/10	0.175	0.00	0.17
Team Total								35.04

56



UTSA

Southland Conference

▼ 4

Event	Scrd As	Athlete	Yr	Scored Mark	Date	Pl. Pts.	Bonus	TOTAL
Scored bests come from PRE-SEASON DATA								
▶ 4x100	13			39.59	3/31/10	8	0.63	8.63
▶ HJ	22	Keith BENFORD	SO	2.15m	7-½ 4/15/10	2	0.27	2.27
▶ HJ	33	Devon BOND	SR	2.13m	6-11% 5/14/10	0.55	0.02	0.57
▶ TJ	6	Devon BOND	SR	16.20mw	53-1% 6/12/10	20	1.32	21.32
▶ SP	39	Richard GARRETT	SO	17.54m	57-6% 3/26/10	0.275	0.00	0.28
▶ DISC	49	Richard GARRETT	SO	52.79m	173-2 5/14/10	0.025	0.00	0.03
Team Total								33.08

"Scrd As", short for "Scored As", Standing used for place points portion of performance's score combining preseason data (when applied) to current season data

Numbers in BLACK are both the performance's actual NCAA rank AND "scored as" rank Numbers in RED indicate actual NCAA rank does not exist or is worse than "scored as" rank Numbers in BLUE indicate actual NCAA rank is better than "scored as" rank

USTFCCCA Non-Member

Non-Member Schools Will NOT be ranked, beginning Week 2



2011 Outdoor Track & Field, Preseason

Only those who score >0.01 pts are shown
D denotes multiple-event rule in affect

MEN

57

Clemson

Atlantic Coast Conference

Event	Scrd As	Athlete	Yr	Scored Mark	Date	Pl. Pts.	Bonus	TOTAL
Scored bests come from PRE-SEASON DATA								
▶ 100m	43	Justin MURDOCK	JR	10.43w	5/29/10	0.175	0.01	0.19
▶ 800m	45	Chris SLATE	JR	1:49.28	5/7/10	0.125	0.06	0.19
▶ H110	18	Spencer ADAMS	SO	13.79w	4/15/10	4	0.49	4.49
▶ H110	31	Marcus MAXEY	SO	13.96w	4/15/10	0.65	0.03	0.68
▶ H110	46	Claudio DELLI CARPINI	SO	14.07w	4/15/10	0.1	0.00	0.10
▶ 4x400	30			3:08.02	4/2/10	0.7	0.19	0.89
▶ LJ	40	Josh FOWLER	SR	7.55m 24-9½	5/7/10	0.25	0.00	0.25
▶ TJ	27	Josh FOWLER	SR	15.66m 51-4½	5/27/10	0.85	0.20	1.05
▶ SP	36	Alex PADGETT	SR	17.62m 57-9½	4/15/10	0.4	0.00	0.40
▶ HT	19	Alex PADGETT	SR	63.23m 207-5	4/15/10	3.5	0.37	3.87
▶ DEC	7	Miller MOSS	SR	7,628	4/15/10	18	2.04	20.04
Team Total								32.14

58

Wyoming

Mountain West Conference

Event	Scrd As	Athlete	Yr	Scored Mark	Date	Pl. Pts.	Bonus	TOTAL
Scored bests come from PRE-SEASON DATA								
▶ LJ	33	Lenyn LEONCE	SO	7.58mw 24-10½	5/12/10	0.55	0.00	0.55
▶ TJ	8	Jeremiah JAMES	SR	16.11m 52-10½	5/1/10	16	1.06	17.06
▶ TJ	47	Stephen MICHEL	SO	15.25m 50-½	5/27/10	0.075	0.00	0.08
▶ DISC	10	Joe PLANTE	JR	57.33m 188-1	5/8/10	12	0.99	12.99
▶ DISC	46	Mark SPARKS	SO	52.85m 173-4	5/8/10	0.1	0.00	0.10
Team Total								30.78

59

Air Force

Mountain West Conference

▼15

Event	Scrd As	Athlete	Yr	Scored Mark	Date	Pl. Pts.	Bonus	TOTAL
Scored bests come from CURRENT season								
▶ HT	26	Robert DRYE	JR	61.85m 202-11	3/19/11	0.9	0.10	1.00
Scored bests come from PRE-SEASON DATA								
▶ 1500m	43	Justin TYNER	SR	3:44.05	4/8/10	0.175	0.06	0.24
▶ 5000m	5	Justin TYNER	SR	13:37.66	4/15/10	22	1.71	23.71
▶ 5000m	33	Jim WALMSLEY	JR	13:56.56	4/15/10	0.55	0.17	0.72
▶ H400	40	Bryce BERGMAN	JR	51.59	5/12/10	0.25	0.00	0.25
▶ Steeple	6	Justin TYNER	SR	8:41.09	5/1/10	D 20	1.68	3.68
▶ JAV	38	Conner VAN FOSSEN	SR	68.15m 223-7	5/12/10	0.3	0.00	0.30
Team Total								29.90

60

Boise State

Western Athletic Conference

▼27

Event	Scrd As	Athlete	Yr	Scored Mark	Date	Pl. Pts.	Bonus	TOTAL
Scored bests come from PRE-SEASON DATA								
▶ Steeple	33	Sawyer BOSCH	JR	8:57.19	5/27/10	0.55	0.00	0.55
▶ HJ	38	Kurt FELIX	SR	2.12m 6-11½	5/12/10	0.3	0.00	0.30
▶ LJ	42	Eetu VIITALA	JR	7.53m 24-8½	5/12/10	0.2	0.00	0.20
▶ HT	22	Trevor KRAYCHIR	JR	62.21m 204-1	4/8/10	2	0.17	2.17
▶ HT	44	Alex NELSON	JR	60.44m 198-3	4/21/10	0.15	0.00	0.15
▶ JAV	8	Pontus THOMEE	SR	73.60m 241-5	6/12/10	16	1.26	17.26
▶ JAV	46	Kurt FELIX	SR	67.16m 220-4	5/12/10	0.1	0.00	0.10
▶ DEC	13	Kurt FELIX	SR	7,412	5/12/10	8	0.87	8.87
Team Total								29.60

"Scrd As", short for "Scored As", Standing used for place points portion of performance's score combining preseason data (when applied) to current season data
 Numbers in BLACK are both the performance's actual NCAA rank AND "scored as" rank Numbers in RED indicate actual NCAA rank does not exist or is worse than "scored as" rank Numbers in BLUE indicate actual NCAA rank is better than "scored as" rank
USTFCCCA Non-Member Non-Member Schools Will NOT be ranked, beginning Week 2



2011 Outdoor Track & Field, Preseason

Only those who score >0.01 pts are shown
D denotes multiple-event rule in affect

MEN

61  **UT Arlington**
 Southland Conference

Event	Scrd As	Athlete	Yr	Scored	Mark	Date	Pl. Pts.	Bonus	TOTAL
Scored bests come from CURRENT season									
▶ SP	24	Casey KEETER	SR	17.87m	58-7½	3/18/11	1	0.18	1.18
▶ JAV	39	Ivan STORIC	SO	68.07m	223-4	3/18/11	0.275	0.00	0.28
Scored bests come from PRE-SEASON DATA									
▶ 100m	8	Cordero GRAY	SR	10.16		5/14/10	16	1.18	17.18
▶ 100m	47	Lionel MUNGWARI	SO	10.44w		5/15/10	0.075	0.00	0.08
▶ 200m	21	Cordero GRAY	SR	20.73		3/26/10	2.5	0.45	2.95
▶ 4x100	36			40.06		5/27/10	0.4	0.18	0.58
▶ HJ	40	Isiah CLEMENTS	JR	2.11m	6-11	4/10/10	0.25	0.00	0.25
▶ DEC	15	Romain MARTIN		7,294		8/8/10	6	0.51	6.51
Team Total									29.00

64  **Southern Illinois**
 Missouri Valley Conference

Event	Scrd As	Athlete	Yr	Scored	Mark	Date	Pl. Pts.	Bonus	TOTAL
Scored bests come from PRE-SEASON DATA									
▶ PV	10	Cody DOERFLEIN	JR	5.34m	17-6¼	4/2/10	12	1.19	13.19
▶ DISC	11	Jake DEITERS	SR	56.96m	186-10	5/27/10	10	0.85	10.85
▶ HT	18	J.C. LAMBERT	JR	63.48m	208-3	4/21/10	4	0.41	4.41
Team Total									28.45

62  **Iowa State**
 Big 12 Conference

Event	Scrd As	Athlete	Yr	Scored	Mark	Date	Pl. Pts.	Bonus	TOTAL
Scored bests come from PRE-SEASON DATA									
▶ Steeple	3	Hillary BOR	SR	8:38.05		4/15/10	26	2.31	28.31
▶ HT	38	Zack RICHARDS	JR	60.98m	200-0	5/14/10	0.3	0.00	0.30
▶ HT	49	Josh KOGLIN	SR	59.69m	195-10	4/8/10	0.025	0.00	0.03
Team Total									28.63

65  **Sam Houston State**
 Southland Conference

Event	Scrd As	Athlete	Yr	Scored	Mark	Date	Pl. Pts.	Bonus	TOTAL
Scored bests come from CURRENT season									
▶ 4x400	50	Martinez, Helaire, Hayes, Jones		3:11.65		3/19/11	0.01	0.00	0.01
▶ HJ	40	Louis HEDGEMAN	FR	2.11m	6-11	3/19/11	0.25	0.00	0.25
▶ HT	7	Chris CRALLE	SR	68.27m	223-11	3/19/11	18	1.74	19.74
Scored bests come from PRE-SEASON DATA									
▶ LJ	20	Artis EDWARDS	JR	7.75mw	25-5¼	5/1/10	3	0.47	3.47
▶ DEC	19	Matthew JOHNSON	JR	7,266		3/31/10	3.5	0.43	3.93
Team Total									27.39

63  **Hampton**
 Mid-Eastern Athletic Conference

Event	Scrd As	Athlete	Yr	Scored	Mark	Date	Pl. Pts.	Bonus	TOTAL
Scored bests come from PRE-SEASON DATA									
▶ 100m	11	Reggie DIXON	JR	10.18w		5/29/10	10	1.05	11.05
▶ 100m	21	Aaron ANDERSON	SR	10.30w		5/29/10	2.5	0.42	2.92
▶ 200m	28	Aaron ANDERSON	SR	20.78		3/26/10	0.8	0.32	1.12
▶ 200m	39	Reggie DIXON	JR	20.88		5/14/10	0.275	0.14	0.42
▶ H110	22	Predist WALKER	SR	13.83		5/6/10	2	0.38	2.38
▶ 4x100	11			39.55		5/27/10	10	0.69	10.69
Team Total									28.58

66  **Villanova**
 BIG EAST Conference

Event	Scrd As	Athlete	Yr	Scored	Mark	Date	Pl. Pts.	Bonus	TOTAL
Scored bests come from PRE-SEASON DATA									
▶ 1500m	6	Matthew GIBNEY	JR	3:40.58		6/13/09	20	1.37	21.37
▶ 1500m	16	Carl MACKENZIE	SR	3:41.99		5/10/10	5	0.66	5.66
▶ H400	37	Stefan GOODRIDGE	SR	51.49		5/14/10	0.35	0.00	0.35
Team Total									27.38


"Scrd As", short for "Scored As", Standing used for place points portion of performance's score combining preseason data (when applied) to current season data
 Numbers in BLACK are both the performance's actual NCAA rank AND "scored as" rank Numbers in RED indicate actual NCAA rank does not exist or is worse than "scored as" rank Numbers in BLUE indicate actual NCAA rank is better than "scored as" rank




2011 Outdoor Track & Field, Preseason

Only those who score >0.01 pts are shown
D denotes multiple-event rule in affect


MEN

67  **Kentucky** ▼54
Southeastern Conference


Event	Scrd As	Athlete	Yr	Scored Mark	Date	Pl. Pts.	Bonus	TOTAL
Scored bests come from PRE-SEASON DATA								
▶ 800m	16	Sharif WEBB	SR	1:47.64	5/13/10	5	0.63	5.63
▶ H110	22	Keith HAYES	JR	13.83w	4/14/10	2	0.38	2.38
▶ TJ	24	David BANKS	SR	15.68m 51-5½	4/30/10	1	0.22	1.22
▶ DISC	8	Colin BOEVERS	SR	58.55m 192-1	4/23/10	16	1.65	17.65
Team Total								26.89

71  **Coastal Carolina**
Big South Conference


Event	Scrd As	Athlete	Yr	Scored Mark	Date	Pl. Pts.	Bonus	TOTAL
Scored bests come from PRE-SEASON DATA								
▶ 4x100	37			40.10	5/27/10	0.35	0.14	0.49
▶ HJ	5	Jacques WATSON	SR	2.25m 7-4½	4/2/10	22	2.29	24.29
▶ HT	29	Jason JENSEN	JR	61.64m 202-2	5/14/10	0.75	0.06	0.81
▶ JAV	37	Jason FLANAGAN	JR	68.28m 224-0	3/18/10	0.35	0.00	0.35
Team Total								25.94

68  **Brown** ▼41
Ivy League


Event	Scrd As	Athlete	Yr	Scored Mark	Date	Pl. Pts.	Bonus	TOTAL
Scored bests come from PRE-SEASON DATA								
▶ HJ	49	Jordan MADDOCKS	SR	2.10m 6-10¾	5/14/10	0.025	0.00	0.03
▶ JAV	4	Craig KINSLEY	SR	76.29m 250-3	6/12/10	24	2.53	26.53
Team Total								26.55

72  **Providence**
BIG EAST Conference

Event	Scrd As	Athlete	Yr	Scored Mark	Date	Pl. Pts.	Bonus	TOTAL
Scored bests come from PRE-SEASON DATA								
▶ 1500m	13	David MCCARTHY	JR	3:41.37	5/30/09	D 8	0.97	2.97
▶ 1500m	27	Dominic CHANNON	JR	3:42.25	5/10/10	0.85	0.54	1.39
▶ 1500m	39	Julian MATTHEWS	JR	3:43.95	5/10/10	0.275	0.08	0.36
▶ 5000m	6	David MCCARTHY	JR	13:42.11	4/17/09	20	1.21	21.21
Team Total								25.92

69  **William and Mary**
Colonial Athletic Association

Event	Scrd As	Athlete	Yr	Scored Mark	Date	Pl. Pts.	Bonus	TOTAL
Scored bests come from PRE-SEASON DATA								
▶ 5000m	28	Jon GREY	SR	13:54.02	4/2/10	0.8	0.28	1.08
▶ 5000m	35	Patterson WILHELM	SR	13:56.98	4/2/10	0.45	0.15	0.60
▶ 10k	5	Jon GREY	SR	28:40.33	4/15/10	22	1.54	23.54
▶ Steeple	43	Liam ANASTASIA-MURPHY	JR	8:58.70	5/14/10	0.175	0.00	0.17
▶ JAV	32	Brandon HEROUX	JR	69.07m 226-7	5/14/10	0.6	0.07	0.67
Team Total								26.07

70  **Lamar** ▼10
Southland Conference

Event	Scrd As	Athlete	Yr	Scored Mark	Date	Pl. Pts.	Bonus	TOTAL
Scored bests come from PRE-SEASON DATA								
▶ Steeple	4	Joonas HARJAMAKI	SR	8:39.22	5/1/10	24	2.07	26.07
Team Total								26.07

"Scrd As", short for "Scored As", Standing used for place points portion of performance's score combining preseason data (when applied) to current season data

Numbers in BLACK are both the performance's actual NCAA rank AND "scored as" rank Numbers in RED indicate actual NCAA rank does not exist or is worse than "scored as" rank Numbers in BLUE indicate actual NCAA rank is better than "scored as" rank

USTFCCCA Non-Member

Non-Member Schools Will NOT be ranked, beginning Week 2



2011 Outdoor Track & Field, Preseason

Only those who score >0.01 pts are shown
D denotes multiple-event rule in affect

MEN

73 **Wisconsin** ▼52
 Big Ten Conference

Event	Scrd As	Athlete	Yr	Scored Mark	Date	Pl. Pts.	Bonus	TOTAL
Scored bests come from CURRENT season								
DISC	45	Danny BLOCK	FR	52.88m 173-6	3/17/11	0.125	0.00	0.13
Scored bests come from PRE-SEASON DATA								
800m	36	Luke RUCKS	SR	1:48.99	6/10/10	0.4	0.15	0.55
800m	42	Zach BETH	SR	1:49.15	5/14/10	0.2	0.10	0.30
1500m	32	Rob FINNERTY	SO	3:43.01	5/29/10	0.6	0.29	0.89
5000m	20	Maverick DARLING	SO	13:49.95	4/15/10	3	0.50	3.50
5000m	31	Landon PEACOCK	SR	13:54.73	4/15/10	0.65	0.25	0.90
10k	16	Mohammed AHMED	SO	28:57.44	6/12/10	5	0.68	5.68
10k	26	Elliot KRAUSE	SO	29:12.53	5/14/10	0.9	0.27	1.17
10k	29	Landon PEACOCK	SR	29:15.63	5/14/10	0.75	0.22	0.97
Steeple	29	Drew SHIELDS	SO	8:55.71	5/1/10	0.75	0.07	0.82
Steeple	46	Phil THOMAS	JR	8:58.85	5/14/10	0.1	0.00	0.10
4x100	39			40.15	5/14/10	0.275	0.10	0.37
4x400	26			3:07.30	5/27/10	0.9	0.33	1.23
HJ	33	Collin TAYLOR	SO	2.13m 6-11½	4/21/10	0.55	0.02	0.57
SP	47	Casey DEHN	SO	17.35m 56-11½	5/14/10	0.075	0.00	0.08
JAV	34	Rob DEHN	SR	68.65m 225-2	5/1/10	0.5	0.00	0.50
DEC	14	Dave GRZESIAK	JR	7,364	5/14/10	7	0.72	7.72
DEC	37	Derek STEINBACH	JR	6,940	4/14/10	0.35	0.00	0.35
Team Total								25.84

74 **Iowa** ▼14
 Big Ten Conference

Event	Scrd As	Athlete	Yr	Scored Mark	Date	Pl. Pts.	Bonus	TOTAL
Scored bests come from PRE-SEASON DATA								
400m	18	Steven WILLEY	SR	45.78	5/29/10	4	0.61	4.61
400m	42	Patrick RICHARDS	JR	46.74	4/8/10	0.2	0.00	0.20
800m	20	Erik SOWINSKI	JR	1:48.00	5/29/10	3	0.47	3.47
1500m	33	Jeff THODE	SO	3:43.02	5/27/10	0.55	0.29	0.84
H110	44	Jordan MULLEN	SO	14.06	4/2/10	0.15	0.00	0.15
4x100	44			40.31	5/27/10	0.15	0.00	0.15
4x400	11			3:05.61	6/12/10	10	0.71	10.71
HJ	40	Graham VALDES	SR	2.11m 6-11	4/8/10	0.25	0.00	0.25
HJ	49	Brandon OEST	SO	2.10m 6-10¾	5/1/10	0.025	0.00	0.03
LJ	41	Jeffery HERRON	JR	7.54mw 24-9	5/1/10	0.225	0.00	0.22
SP	28	Ryan LAMPAREK	JR	17.78m 58-4	5/27/10	0.8	0.09	0.89
SP	49	Matt BANSE	JR	17.30m 56-9¼	5/14/10	0.025	0.00	0.03
HT	41	Matt BANSE	JR	60.66m 199-0	4/10/10	0.225	0.00	0.22
JAV	19	Matt BYERS	SO	70.76m 232-2	4/8/10	3.5	0.46	3.96
Team Total								25.73

75 **Charleston Southern**
 Big South Conference

Event	Scrd As	Athlete	Yr	Scored Mark	Date	Pl. Pts.	Bonus	TOTAL
Scored bests come from PRE-SEASON DATA								
100m	9	Javon YOUNG	JR	10.17w	4/2/10	14	1.12	15.12
200m	12	Javon YOUNG	JR	20.64	5/1/10	9	0.78	9.78
4x100	33			40.00	4/15/10	0.55	0.24	0.79
Team Total								25.68

76 **Wake Forest**
 Atlantic Coast Conference

Event	Scrd As	Athlete	Yr	Scored Mark	Date	Pl. Pts.	Bonus	TOTAL
Scored bests come from CURRENT season								
JAV	43	Ben LINCOLN	SO	67.80m 222-5	3/18/11	0.175	0.00	0.17
Scored bests come from PRE-SEASON DATA								
H110	6	Booker NUNLEY	JR	13.59	3/27/10	20	1.50	21.50
4x400	19			3:06.81	5/27/10	3.5	0.43	3.93
Team Total								25.61

"Scrd As", short for "Scored As", Standing used for place points portion of performance's score combining preseason data (when applied) to current season data
 Numbers in BLACK are both the performance's actual NCAA rank AND "scored as" rank Numbers in RED indicate actual NCAA rank does not exist or is worse than "scored as" rank Numbers in BLUE indicate actual NCAA rank is better than "scored as" rank



2011 Outdoor Track & Field, Preseason

Only those who score >0.01 pts are shown
D denotes multiple-event rule in affect

MEN

77

Notre Dame

BIG EAST Conference

▼ **2**

Event	Scrd As	Athlete	Yr	Scored Mark	Date	Pl. Pts.	Bonus	TOTAL
Scored bests come from PRE-SEASON DATA								
▶ 10k	41	Dan JACKSON	SR	29:29.89	3/26/10	0.225	0.00	0.22
▶ Steeple	45	Joe MILLER	JR	8:58.77	5/14/10	0.125	0.00	0.13
▶ PV	13	Kevin SCHIPPER	JR	5.30m 17-4½	6/12/10	8	0.68	8.68
▶ SP	9	Denes VERES	SR	18.57m 60-11½	4/30/10	14	0.93	14.93
▶ SP	44	John BELCHER	SR	17.37m 57-0	4/30/10	0.15	0.00	0.15
▶ DEC	27	Justin SCHNEIDER	SR	7,102	4/30/10	0.85	0.00	0.85
Team Total								24.96

80

NC State

Atlantic Coast Conference

▼ **20**

Event	Scrd As	Athlete	Yr	Scored Mark	Date	Pl. Pts.	Bonus	TOTAL	
Scored bests come from CURRENT season									
▶ 200m	50	Ben MAJOR	SO	21.00	3/17/11	0.01	0.00	0.01	
Scored bests come from PRE-SEASON DATA									
▶ 1500m	7	Ryan HILL	SO	3:40.81	4/10/10	18	1.25	19.25	
▶ 5000m	10	Ryan HILL	SO	13:44.36	5/1/10	D	12	1.00	3.00
▶ 10k	45	Ryan HILL	SO	29:32.28	4/15/10	0.125	0.00	0.13	
▶ HJ	27	Kris KORNEGAY-GOBER	SO	2.14m 7-¾	4/2/10	0.85	0.14	0.99	
Team Total								23.39	

78

UC Irvine

Big West Conference

Event	Scrd As	Athlete	Yr	Scored Mark	Date	Pl. Pts.	Bonus	TOTAL
Scored bests come from CURRENT season								
▶ 5000m	50	Colin HACKER	SR	14:22.98	3/5/11	0.01	0.00	0.01
Scored bests come from PRE-SEASON DATA								
▶ 400m	39	Charles JOCK	JR	46.72	5/1/10	0.275	0.00	0.28
▶ 800m	5	Charles JOCK	JR	1:46.17	6/10/10	22	1.87	23.87
▶ H400	35	Jacob YOWELL	SR	51.39	5/14/10	0.45	0.00	0.45
▶ 4x400	48			3:09.43	5/14/10	0.05	0.00	0.05
Team Total								24.66

81

Connecticut

BIG EAST Conference

Event	Scrd As	Athlete	Yr	Scored Mark	Date	Pl. Pts.	Bonus	TOTAL
Scored bests come from CURRENT season								
▶ JAV	25	cody UNGER	SO	69.40m 227-8	3/11/11	0.95	0.15	1.10
Scored bests come from PRE-SEASON DATA								
▶ 800m	7	Michael RUTT	SR	1:46.63	5/29/10	18	1.42	19.42
▶ PV	32	Kyle DUGGAN	SR	5.21m 17-1	4/17/10	0.6	0.08	0.68
▶ SP	32	Mike ALLEMAN	SO	17.67m 57-11½	4/20/10	0.6	0.00	0.60
▶ DEC	30	Aaron KING	JR	7,016	5/14/10	0.7	0.00	0.70
Team Total								22.50

79

Long Beach State

Big West Conference

Event	Scrd As	Athlete	Yr	Scored Mark	Date	Pl. Pts.	Bonus	TOTAL
Scored bests come from CURRENT season								
▶ HT	12	Colin DUNBAR	SR	65.08m 213-6	3/19/11	9	0.73	9.73
Scored bests come from PRE-SEASON DATA								
▶ 1500m	46	Matt MALDONADO	JR	3:44.28	5/1/10	0.1	0.03	0.13
▶ H400	11	Sam JETER	SR	50.24	5/14/10	10	0.90	10.90
▶ HJ	40	Nicholas ARMSTRONG	SR	2.11m 6-11	5/27/10	0.25	0.00	0.25
▶ DISC	25	Cesar PUGA	SR	55.22m 181-2	3/27/10	0.95	0.20	1.15
▶ DEC	23	Nicholas ARMSTRONG	SR	7,224	5/7/10	1.5	0.30	1.80
Team Total								23.95

82

Purdue

Big Ten Conference

Event	Scrd As	Athlete	Yr	Scored Mark	Date	Pl. Pts.	Bonus	TOTAL
Scored bests come from PRE-SEASON DATA								
▶ H110	42	Josh HEMBROUGH	SR	14.04	4/23/10	0.2	0.00	0.20
▶ HJ	8	Geoffery DAVIS	SO	2.22m 7-3¾	4/16/10	16	1.41	17.41
▶ SP	25	Bill HARDCASTLE	SR	17.86m 58-7¼	5/27/10	0.95	0.17	1.12
▶ SP	33	Jacob ENGEL	SO	17.64m 57-10½	4/23/10	0.55	0.00	0.55
▶ DISC	27	Bill HARDCASTLE	SR	54.86m 180-0	5/14/10	0.85	0.06	0.91
Team Total								20.19

"Scrd As", short for "Scored As", Standing used for place points portion of performance's score combining preseason data (when applied) to current season data
 Numbers in BLACK are both the performance's actual NCAA rank AND "scored as" rank Numbers in RED indicate actual NCAA rank does not exist or is worse than "scored as" rank Numbers in BLUE indicate actual NCAA rank is better than "scored as" rank
USTFCCCA Non-Member Non-Member Schools Will NOT be ranked, beginning Week 2



2011 Outdoor Track & Field, Preseason

Only those who score >0.01 pts are shown
D denotes multiple-event rule in affect

MEN

83

Colorado

Big 12 Conference

▼46

Event	Scrd As	Athlete	Yr	Scored Mark	Date	Pl. Pts.	Bonus	TOTAL
Scored bests come from CURRENT season								
▶ 200m	42	Joe MORRIS	SO	20.90	3/18/11	0.2	0.11	0.31
Scored bests come from PRE-SEASON DATA								
▶ 5000m	14	Richard MEDINA	JR	13:48.26	4/15/10	7	0.65	7.65
▶ 5000m	21	Matt TEBO	SR	13:50.17	4/15/10	2.5	0.49	2.99
▶ 10k	18	Joe BOSSHARD	SO	28:59.87	6/12/10	4	0.60	4.60
▶ 10k	39	Richard MEDINA	JR	29:28.18	5/14/10	0.275	0.01	0.28
▶ 10k	43	Andy WACKER	JR	29:31.03	3/26/10	0.175	0.00	0.17
▶ 10k	49	Matt TEBO	SR	29:33.92	5/14/10	0.025	0.00	0.03
▶ 4x100	30			39.91	5/27/10	0.7	0.32	1.02
▶ DISC	22	Dane CHOBANIAN	SO	55.54m 182-2	4/16/10	2	0.32	2.32
▶ JAV	44	Brandin WILLIAMS		67.70m 222-1	5/17/09	0.15	0.00	0.15
▶ DEC	41	Adam SALZMANN	JR	6,879	5/14/10	0.225	0.00	0.22
Team Total								19.74

84

Charlotte

Atlantic 10 Conference

Event	Scrd As	Athlete	Yr	Scored Mark	Date	Pl. Pts.	Bonus	TOTAL	
Scored bests come from CURRENT season									
▶ 100m	32	Sam JORDAN	JR	10.37w	3/17/11	0.6	0.20	0.80	
▶ SP	44	Jake DEATON	JR	17.37m 57-0	3/17/11	0.15	0.00	0.15	
▶ DISC	33	Jake DEATON	JR	53.75m 176-4	3/17/11	0.55	0.00	0.55	
Scored bests come from PRE-SEASON DATA									
▶ 200m	17	Darius LAW	SR	20.70w	3/26/10	D	4.5	0.56	2.56
▶ 400m	10	Darius LAW	SR	45.29	5/29/10	12	1.43	13.43	
▶ H110	31	Isaac MCREYNOLDS	JR	13.96	5/29/10	0.65	0.03	0.68	
▶ H110	44	Korel MACK	SR	14.06	5/16/10	0.15	0.00	0.15	
▶ 4x100	43			40.30	4/17/10	0.175	0.00	0.17	
▶ HJ	27	Isaac MCREYNOLDS	JR	2.14m 7-¾	5/1/10	0.85	0.14	0.99	
Team Total								19.48	

85

Albany

America East Conference

Event	Scrd As	Athlete	Yr	Scored Mark	Date	Pl. Pts.	Bonus	TOTAL
Scored bests come from PRE-SEASON DATA								
▶ 800m	39	Tyler FOGARTY	SR	1:49.08	5/27/10	0.275	0.12	0.40
▶ 800m	41	Johnathan MOORE	SR	1:49.12	4/26/10	0.225	0.11	0.34
▶ PV	8	Luke SCHOEN	SR	5.35m 17-6½	4/4/09	16	1.32	17.32
▶ HT	31	Wilfredo DEJESUS ELIAS	SR	61.54m 201-11	5/14/10	0.65	0.04	0.69
Team Total								18.74

86

Sacramento State

Big Sky Conference

Event	Scrd As	Athlete	Yr	Scored Mark	Date	Pl. Pts.	Bonus	TOTAL
Scored bests come from PRE-SEASON DATA								
▶ H110	8	Ronald BROOKINS	SR	13.61	5/29/10	16	1.39	17.39
▶ HJ	40	Emilio HERNANDEZ	SR	2.11m 6-11	5/12/10	0.25	0.00	0.25
▶ LJ	36	Ronald BROOKINS	SR	7.57m 24-10	6/12/10	0.4	0.00	0.40
▶ DEC	40	Sam SCHUR	JR	6,888	4/8/10	0.25	0.00	0.25
Team Total								18.29

87

Buffalo

Mid-American Conference

Event	Scrd As	Athlete	Yr	Scored Mark	Date	Pl. Pts.	Bonus	TOTAL
Scored bests come from CURRENT season								
▶ SP	8	Robert GOLABEK	SR	18.71m 61-4¾	3/18/11	16	1.21	17.21
Scored bests come from PRE-SEASON DATA								
▶ JAV	26	Casey GARBATY	JR	69.33m 227-5	5/13/10	0.9	0.13	1.03
Team Total								18.24

88

UC Santa Barbara

Big West Conference

▼43

Event	Scrd As	Athlete	Yr	Scored Mark	Date	Pl. Pts.	Bonus	TOTAL
Scored bests come from PRE-SEASON DATA								
▶ 800m	8	Ryan MARTIN	SR	1:46.71	6/10/10	16	1.34	17.34
▶ 4x400	45			3:09.18	5/27/10	0.125	0.00	0.13
▶ JAV	50	Michael GUERRA	SR	66.92m 219-6	4/15/10	0.01	0.00	0.01
▶ DEC	34	Mikael POWERS	JR	6,986	5/7/10	0.5	0.00	0.50
Team Total								17.97

"Scrd As", short for "Scored As", Standing used for place points portion of performance's score combining preseason data (when applied) to current season data

Numbers in BLACK are both the performance's actual NCAA rank AND "scored as" rank Numbers in RED indicate actual NCAA rank does not exist or is worse than "scored as" rank Numbers in BLUE indicate actual NCAA rank is better than "scored as" rank

USTFCCCA Non-Member


Non-Member Schools Will NOT be ranked, beginning Week 2




2011 Outdoor Track & Field, Preseason

Only those who score >0.01 pts are shown
D denotes multiple-event rule in affect


MEN

89  **Memphis** ▼44
Conference USA


Event	Scrd As	Athlete	Yr	Scored Mark	Date	Pl. Pts.	Bonus	TOTAL
Scored bests come from PRE-SEASON DATA								
H110	14	Robert JACKSON	JR	13.71w	5/13/10	7	0.82	7.82
H400	22	Richard LOWE	SR	50.79	5/29/10	2	0.37	2.37
HJ	49	Jerome LESLIE	SR	2.10m 6-10½	5/13/10	0.025	0.00	0.03
PV	34	Karlis PUJATS	JR	5.20m 17-¾	5/27/10	0.5	0.02	0.52
DISC	15	Savvas ARESTIS		56.43m 185-1	6/14/09	6	0.65	6.65
HT	39	Knut SYVERSEN	SR	60.90m 199-9	4/17/10	0.275	0.00	0.28
Team Total								17.66

92  **Rice**
Conference USA


Event	Scrd As	Athlete	Yr	Scored Mark	Date	Pl. Pts.	Bonus	TOTAL
Scored bests come from PRE-SEASON DATA								
PV	18	Shea KEARNEY	JR	5.25m 17-2½	5/27/10	4	0.34	4.34
PV	29	Alec HSU	SO	5.22m 17-1½	5/6/10	0.75	0.14	0.89
TJ	31	Ugo NDUAGUBA	SR	15.57m 51-1	4/24/10	0.65	0.07	0.72
DEC	12	Philip ADAM	SR	7,415	6/12/10	9	0.88	9.88
Team Total								15.82

90  **Indiana State**
Missouri Valley Conference


Event	Scrd As	Athlete	Yr	Scored Mark	Date	Pl. Pts.	Bonus	TOTAL
Scored bests come from PRE-SEASON DATA								
Steeple	28	Michael DISHER	SR	8:55.37	4/16/10	0.8	0.10	0.90
HJ	9	Major CLAY	JR	2.21m 7-3	4/16/10	14	1.16	15.16
SP	33	Brandon POUNDS	JR	17.64m 57-10½	4/7/10	0.55	0.00	0.55
Team Total								16.61

93  **Stephen F. Austin**
Southland Conference


Event	Scrd As	Athlete	Yr	Scored Mark	Date	Pl. Pts.	Bonus	TOTAL
Scored bests come from PRE-SEASON DATA								
H110	11	Nick MCCLOUD	JR	13.67	5/29/10	10	1.05	11.05
4x400	32			3:08.13	5/27/10	0.6	0.17	0.77
LJ	23	Josh CRAVENS	SO	7.69m 25-2¾	4/24/10	1.5	0.26	1.76
SP	22	Jon ARTHUR	JR	17.92m 58-9½	5/14/10	2	0.23	2.23
Team Total								15.81

91  **Duke**
Atlantic Coast Conference

Event	Scrd As	Athlete	Yr	Scored Mark	Date	Pl. Pts.	Bonus	TOTAL
Scored bests come from PRE-SEASON DATA								
1500m	19	Cory NANNI	SR	3:42.07	4/10/10	3.5	0.62	4.12
1500m	30	Ryan MCDERMOTT	SR	3:42.77	4/10/10	0.7	0.37	1.07
Steeple	13	Ryan MCDERMOTT	SR	8:44.36	5/27/10	8	1.09	9.09
SP	46	Michael BARBAS	JR	17.31m 56-9½	5/9/10	0.05	0.00	0.05
DISC	28	Austin GAMBLE	SO	55.13m 180-10	5/27/10	0.9	0.17	1.07
JAV	28	John AUSTIN	SR	69.27m 227-3	4/2/10	0.8	0.12	0.92
Team Total								16.31

94  **Louisiana Tech**
Western Athletic Conference

Event	Scrd As	Athlete	Yr	Scored Mark	Date	Pl. Pts.	Bonus	TOTAL
Scored bests come from PRE-SEASON DATA								
100m	50	Kevin STEWART	SR	10.45	5/12/10	0.01	0.00	0.01
H110	17	Billy Ray WALKER	SR	13.74	5/29/10	4.5	0.66	5.16
H400	45	Marcelles ATKINSON	SR	51.67	5/12/10	0.125	0.00	0.13
4x100	25			39.86	5/27/10	0.95	0.37	1.32
4x400	40			3:08.49	3/31/10	0.25	0.10	0.35
DISC	13	Larry JONES	SR	56.50m 185-4	5/1/10	8	0.68	8.68
Team Total								15.64

95  **Richmond**
Atlantic 10 Conference

Event	Scrd As	Athlete	Yr	Scored Mark	Date	Pl. Pts.	Bonus	TOTAL
Scored bests come from PRE-SEASON DATA								
10k	9	Matt LLANO	SR	28:51.69	3/26/10	14	0.94	14.94
Team Total								14.94

"Scrd As", short for "Scored As", Standing used for place points portion of performance's score combining preseason data (when applied) to current season data

Numbers in BLACK are both the performance's actual NCAA rank AND "scored as" rank Numbers in RED indicate actual NCAA rank does not exist or is worse than "scored as" rank Numbers in BLUE indicate actual NCAA rank is better than "scored as" rank

USTFCCCA Non-Member

Non-Member Schools Will NOT be ranked, beginning Week 2



2011 Outdoor Track & Field, Preseason

Only those who score >0.01 pts are shown
D denotes multiple-event rule in affect

MEN

96



Cal State Northridge ▼56

Big West Conference

Event	Scrd As	Athlete	Yr	Scored Mark	Date	Pl. Pts.	Bonus	TOTAL	
Scored bests come from CURRENT season									
HJ	49	Thomas JOHNSON	JR	2.10m	6-10%	3/12/11	0.025	0.00	0.03
Scored bests come from PRE-SEASON DATA									
4x100	25			39.86		5/14/10	0.95	0.37	1.32
LI	10	Reindell COLE	SR	7.90m	25-11	5/27/10	12	1.14	13.14
Team Total								14.48	

97



Troy

Sun Belt Conference

Event	Scrd As	Athlete	Yr	Scored Mark	Date	Pl. Pts.	Bonus	TOTAL	
Scored bests come from CURRENT season									
JAV	11	Martins PILDAVS	JR	73.32m	240-6	3/11/11	10	1.14	11.14
Scored bests come from PRE-SEASON DATA									
100m	26	Antonio MCLEOD	SR	10.34		5/27/10	0.9	0.29	1.19
100m	32	Neko FREEMAN	SO	10.37		4/8/10	0.6	0.20	0.80
100m	50	Payton MCGHEE	JR	10.45		4/10/10	0.01	0.00	0.01
4x100	29			39.90		5/27/10	0.75	0.33	1.08
Team Total								14.22	

98



Oregon State

Pacific-10 Conference

Event	Scrd As	Athlete	Yr	Scored Mark	Date	Pl. Pts.	Bonus	TOTAL	
Scored bests come from PRE-SEASON DATA									
HJ	13	Obum GWACHAM	SO	2.18m	7-1%	3/20/10	8	0.64	8.64
HJ	16	Jordan BISHOP	SO	2.17m	7-1%	6/12/10	5	0.52	5.52
Team Total								14.16	

99



Miami (Fla.)

Atlantic Coast Conference

Event	Scrd As	Athlete	Yr	Scored Mark	Date	Pl. Pts.	Bonus	TOTAL	
Scored bests come from PRE-SEASON DATA									
100m	37	Travis BENJAMIN	JR	10.40w		5/1/10	0.35	0.11	0.46
H110	21	Devon HILL	JR	13.80w		4/15/10	2.5	0.47	2.97
4x100	12			39.57		5/27/10	9	0.65	9.65
Team Total								13.07	

100



Northern Iowa

Missouri Valley Conference

Event	Scrd As	Athlete	Yr	Scored Mark	Date	Pl. Pts.	Bonus	TOTAL	
Scored bests come from PRE-SEASON DATA									
HJ	33	Julian MORRIS	SR	2.13m	6-11%	4/21/10	0.55	0.02	0.57
PV	18	Daniel GOORIS	JR	5.25m	17-2%	5/27/10	4	0.34	4.34
PV	18	Sam KRANZ	JR	5.25m	17-2%	5/27/10	4	0.34	4.34
DISC	39	Allen WEEKS	SR	53.34m	175-0	5/7/10	0.275	0.00	0.28
DEC	22	Daniel GOORIS	JR	7,229		4/21/10	2	0.32	2.32
Team Total								11.84	

101




Army

Patriot League

Event	Scrd As	Athlete	Yr	Scored Mark	Date	Pl. Pts.	Bonus	TOTAL	
Scored bests come from PRE-SEASON DATA									
H110	11	Domonick SYLVE	SR	13.67		5/29/10	10	1.05	11.05
Team Total								11.05	

102



Delaware State

Mid-Eastern Athletic Conference

Event	Scrd As	Athlete	Yr	Scored Mark	Date	Pl. Pts.	Bonus	TOTAL	
Scored bests come from PRE-SEASON DATA									
200m	45	Larrone MOORE	SR	20.94		4/15/10	0.125	0.04	0.16
800m	21	Donte HOLMES	SR	1:48.11		5/14/10	2.5	0.44	2.94
H400	50	Leslie MURRAY	JR	51.84		5/6/10	0.01	0.00	0.01
4x400	14			3:06.06		5/27/10	7	0.58	7.58
Team Total								10.69	

103



Georgetown

BIG EAST Conference

▼63

Event	Scrd As	Athlete	Yr	Scored Mark	Date	Pl. Pts.	Bonus	TOTAL	
Scored bests come from PRE-SEASON DATA									
1500m	40	Alex BEAN	SR	3:43.98		5/10/10	0.25	0.08	0.33
5000m	42	Mark DENNIN	SO	13:59.15		3/26/10	0.2	0.06	0.26
H110	18	Chris KINNEY	SR	13.79		5/29/10	4	0.49	4.49
H400	17	Toby ULM	JR	50.58		4/8/10	4.5	0.51	5.01
Steeple	38	Dylan SORENSEN	SO	8:58.13		4/30/10	0.3	0.00	0.30
Team Total								10.38	

"Scrd As", short for "Scored As", Standing used for place points portion of performance's score combining preseason data (when applied) to current season data

Numbers in BLACK are both the performance's actual NCAA rank AND "scored as" rank Numbers in RED indicate actual NCAA rank does not exist or is worse than "scored as" rank Numbers in BLUE indicate actual NCAA rank is better than "scored as" rank

USTFCCCA Non-Member

Non-Member Schools Will NOT be ranked, beginning Week 2



2011 Outdoor Track & Field, Preseason

Only those who score >0.01 pts are shown
D denotes multiple-event rule in affect

MEN

104



Weber State

Big Sky Conference

Event	Scrd As	Athlete	Yr	Scored Mark	Date	Pl. Pts.	Bonus	TOTAL
Scored bests come from PRE-SEASON DATA								
▶ H400	39	Tyler MCBEE	SR	51.56	5/12/10	0.275	0.00	0.28
▶ Steeple	14	Brett HALES	SR	8:45.28	6/10/10	7	0.97	7.97
▶ Steeple	25	John COYLE	JR	8:51.50	3/26/10	0.95	0.35	1.30
Team Total								9.54

105



Eastern Illinois

Ohio Valley Conference

Event	Scrd As	Athlete	Yr	Scored Mark	Date	Pl. Pts.	Bonus	TOTAL	
Scored bests come from PRE-SEASON DATA									
▶ 100m	13	Zye BOEY	JR	10.20	5/15/09	8	0.93	8.93	
▶ 4x100	45			40.32	4/16/10	0.125	0.00	0.13	
▶ DISC	48	Tyler ARNHOLT	SR	52.80m	173-2	4/30/10	0.05	0.00	0.05
Team Total								9.10	

106



Morgan State

Mid-Eastern Athletic Conference

Event	Scrd As	Athlete	Yr	Scored Mark	Date	Pl. Pts.	Bonus	TOTAL
Scored bests come from PRE-SEASON DATA								
▶ H400	13	Trey CHARLES	JR	50.32	5/29/10	8	0.79	8.79
Team Total								8.79

107



Cornell

Ivy League

Event	Scrd As	Athlete	Yr	Scored Mark	Date	Pl. Pts.	Bonus	TOTAL	
Scored bests come from PRE-SEASON DATA									
▶ Steeple	17	Adrien DANNEMILLER	JR	8:47.80	5/27/10	4.5	0.63	5.13	
▶ SP	21	Bob BELDEN	JR	17.95m	58-10%	5/1/10	2.5	0.26	2.76
▶ DEC	29	Nick HUBER	JR	7,019	4/3/10	0.75	0.00	0.75	
Team Total								8.64	

108



North Dakota State

The Summit League

Event	Scrd As	Athlete	Yr	Scored Mark	Date	Pl. Pts.	Bonus	TOTAL
Scored bests come from PRE-SEASON DATA								
▶ DEC	17	Weston LEUTZ	JR	7,290	4/14/10	4.5	0.50	5.00
▶ DEC	20	Ted RUD	SR	7,261	3/25/10	3	0.41	3.41
Team Total								8.42

109



Portland

West Coast Conference

▼40

Event	Scrd As	Athlete	Yr	Scored Mark	Date	Pl. Pts.	Bonus	TOTAL
Scored bests come from PRE-SEASON DATA								
▶ 10k	14	Alfred KIPCHUMBA	JR	28:55.73	4/15/10	7	0.74	7.74
▶ Steeple	42	Jared BASSETT	JR	8:58.62	5/8/10	0.2	0.00	0.20
Team Total								7.94

110



Michigan

Big Ten Conference

Event	Scrd As	Athlete	Yr	Scored Mark	Date	Pl. Pts.	Bonus	TOTAL
Scored bests come from PRE-SEASON DATA								
▶ H400	21	Carl BUCHANON	SR	50.66	5/29/10	2.5	0.45	2.95
▶ Steeple	18	Craig FORYS	SR	8:48.18	5/14/10	4	0.58	4.58
▶ 4x400	39			3:08.48	5/14/10	0.275	0.10	0.38
Team Total								7.91

111



Manhattan

Metro Atlantic Athletic Conference

Event	Scrd As	Athlete	Yr	Scored Mark	Date	Pl. Pts.	Bonus	TOTAL	
Scored bests come from PRE-SEASON DATA									
▶ 800m	43	Alex HUDAK	JR	1:49.16	4/16/10	0.175	0.10	0.27	
▶ LJ	22	Albert JOHNSON	JR	7.72m	25-4	4/2/10	2	0.36	2.36
▶ TJ	23	Albert JOHNSON	JR	15.73mw	51-7%	5/14/10	1.5	0.30	1.80
▶ DISC	21	Colin QUIRKE	JR	55.96m	183-7	4/10/10	2.5	0.48	2.98
▶ DISC	36	Roman EWALD	JR	53.50m	175-6	4/10/10	0.4	0.00	0.40
Team Total								7.81	

"Scrd As", short for "Scored As", Standing used for place points portion of performance's score combining preseason data (when applied) to current season data

Numbers in BLACK are both the performance's actual NCAA rank AND "scored as" rank Numbers in RED indicate actual NCAA rank does not exist or is worse than "scored as" rank Numbers in BLUE indicate actual NCAA rank is better than "scored as" rank

USTFCCCA Non-Member


Non-Member Schools Will NOT be ranked, beginning Week 2




2011 Outdoor Track & Field, Preseason

Only those who score >0.01 pts are shown
D denotes multiple-event rule in affect


MEN

112  **SIU Edwardsville**
Ohio Valley Conference


Event	Scrd As	Athlete	Yr	Scored Mark	Date	Pl. Pts.	Bonus	TOTAL	
Scored bests come from PRE-SEASON DATA									
▶ HT	14	Ben BISHOP	SR	64.61m	211-11	3/27/10	7	0.63	7.63
Team Total								7.63	

113  **UC Davis**
Big West Conference


Event	Scrd As	Athlete	Yr	Scored Mark	Date	Pl. Pts.	Bonus	TOTAL	
Scored bests come from CURRENT season									
▶ H400	25	Thomas PHILLIPS	SR	50.96		3/12/11	0.95	0.25	1.20
▶ PV	34	Ethan OSTROM	SO	5.20m	17-¾	3/12/11	0.5	0.02	0.52
Scored bests come from PRE-SEASON DATA									
▶ H400	16	Alex WILRIGHT	SR	50.47		4/8/10	5	0.59	5.59
▶ TJ	40	Ray GREEN	SR	15.41m	50-6¾	5/27/10	0.25	0.00	0.25
Team Total								7.56	

114  **Syracuse**
BIG EAST Conference


Event	Scrd As	Athlete	Yr	Scored Mark	Date	Pl. Pts.	Bonus	TOTAL	
Scored bests come from PRE-SEASON DATA									
▶ 1500m	21	Brad MILLER	SR	3:42.12		4/10/10	2.5	0.59	3.09
▶ 5000m	37	Brad MILLER	SR	13:57.09		3/26/10	0.35	0.15	0.50
▶ 5000m	39	Daniel BUSBY	SR	13:57.65		3/26/10	0.275	0.12	0.40
▶ 10k	30	Tito MEDRANO	SO	29:17.92		3/26/10	0.7	0.18	0.88
▶ H110	22	Jarret EATON	SR	13.83		5/14/10	2	0.38	2.38
▶ 4x100	48			40.36		5/14/10	0.05	0.00	0.05
Team Total								7.30	

115  **Alabama State**
Southwestern Athletic Conference


Event	Scrd As	Athlete	Yr	Scored Mark	Date	Pl. Pts.	Bonus	TOTAL	
Scored bests come from PRE-SEASON DATA									
▶ 400m	32	Delorean PEEK	SR	46.47		4/16/10	0.6	0.04	0.64
▶ H110	48	Belden FERGUSON	SR	14.08		4/29/10	0.05	0.00	0.05
▶ 4x400	34			3:08.19		5/14/10	0.5	0.16	0.66
▶ LJ	16	Belden FERGUSON	SR	7.81mw	25-7½	4/29/10	5	0.67	5.67
Team Total								7.02	

116  **Southeastern Louisiana** ▼71
Southland Conference

Event	Scrd As	Athlete	Yr	Scored Mark	Date	Pl. Pts.	Bonus	TOTAL	
Scored bests come from PRE-SEASON DATA									
▶ 100m	16	Shannon GROVER	SR	10.24w		5/1/10	5	0.67	5.67
▶ 200m	32	Shannon GROVER	SR	20.79		3/26/10	0.6	0.31	0.91
▶ 4x100	48			40.36		5/14/10	0.05	0.00	0.05
▶ TJ	37	Michael RHEAMS	SR	15.46m	50-8¾	5/14/10	0.35	0.00	0.35
Team Total								6.98	

117  **North Carolina A&T**
Mid-Eastern Athletic Conference

Event	Scrd As	Athlete	Yr	Scored Mark	Date	Pl. Pts.	Bonus	TOTAL	
Scored bests come from PRE-SEASON DATA									
▶ 400m	38	Jarrell ELLIOTT	JR	46.71		4/17/10	0.3	0.00	0.30
▶ 4x100	15			39.64		5/27/10	6	0.58	6.58
Team Total								6.88	

118  **VMI**
Big South Conference

Event	Scrd As	Athlete	Yr	Scored Mark	Date	Pl. Pts.	Bonus	TOTAL	
Scored bests come from PRE-SEASON DATA									
▶ 800m	15	Felix KITUR	SR	1:47.62		5/14/10	6	0.65	6.65
Team Total								6.65	

"Scrd As", short for "Scored As", Standing used for place points portion of performance's score combining preseason data (when applied) to current season data

Numbers in BLACK are both the performance's actual NCAA rank AND "scored as" rank Numbers in RED indicate actual NCAA rank does not exist or is worse than "scored as" rank Numbers in BLUE indicate actual NCAA rank is better than "scored as" rank

USTFCCCA Non-Member

Non-Member Schools Will NOT be ranked, beginning Week 2



2011 Outdoor Track & Field, Preseason

Only those who score >0.01 pts are shown
D denotes multiple-event rule in affect

MEN

119

George Mason
Colonial Athletic Association

Event	Scrd As	Athlete	Yr	Scored Mark	Date	Pl. Pts.	Bonus	TOTAL
Scored bests come from PRE-SEASON DATA								
▶ 100m	41	Rachaunn RUFFIN	JR	10.42	5/27/10	0.225	0.04	0.27
▶ 200m	28	Rachaunn RUFFIN	JR	20.78w	3/26/10	0.8	0.32	1.12
▶ 400m	27	David VERBURG	SO	46.27	4/30/10	0.85	0.21	1.06
▶ 400m	28	Ja-Vell BULLARD	JR	46.29	4/30/10	0.8	0.19	0.99
▶ 800m	35	Chris CARRINGTON	SO	1:48.96	5/14/10	0.45	0.16	0.61
▶ 4x400	23			3:07.07	6/10/10	1.5	0.38	1.88
▶ LJ	37	Dwight WEBLEY	JR	7.56m	24-9% 4/30/10	0.35	0.00	0.35
▶ TJ	39	Lavell HANDY	JR	15.42mw	50-7% 5/27/10	0.275	0.00	0.28
Team Total								6.56

120

Western Kentucky
Sun Belt Conference

▼60

Event	Scrd As	Athlete	Yr	Scored Mark	Date	Pl. Pts.	Bonus	TOTAL
Scored bests come from PRE-SEASON DATA								
▶ 10k	27	Deus RWAHERUS	JR	29:13.75	4/15/10	0.85	0.25	1.10
▶ 4x100	23			39.85	5/27/10	1.5	0.38	1.88
▶ 4x400	21			3:06.99	4/2/10	2.5	0.39	2.89
Team Total								5.88

121

Kent State
Mid-American Conference

Event	Scrd As	Athlete	Yr	Scored Mark	Date	Pl. Pts.	Bonus	TOTAL
Scored bests come from PRE-SEASON DATA								
▶ 800m	37	Destin HEASLEY	SR	1:49.05	5/13/10	0.35	0.13	0.48
▶ HJ	38	Kenneth AGEE	SO	2.12m	6-11½ 4/20/10	0.3	0.00	0.30
▶ HT	17	Matt PFLEGER	SR	63.53m	208-5 4/23/10	4.5	0.42	4.92
▶ JAV	46	Brian FLOREK	JR	67.16m	220-4 5/13/10	0.1	0.00	0.10
Team Total								5.81

122

New Hampshire
America East Conference

Event	Scrd As	Athlete	Yr	Scored Mark	Date	Pl. Pts.	Bonus	TOTAL
Scored bests come from PRE-SEASON DATA								
▶ SP	18	Brice PAEY	SR	18.10m	59-4% 5/1/10	4	0.41	4.41
▶ HT	24	Paul DETURK	SR	61.97m	203-3 5/1/10	1	0.12	1.12
Team Total								5.53

123

Idaho
Western Athletic Conference

Event	Scrd As	Athlete	Yr	Scored Mark	Date	Pl. Pts.	Bonus	TOTAL
Scored bests come from PRE-SEASON DATA								
▶ PV	18	Jeremy KLAS	JR	5.25m	17-2% 5/27/10	4	0.34	4.34
▶ SP	27	Eugenio MANNUCCI	SR	17.84m	58-6% 5/27/10	0.85	0.15	1.00
Team Total								5.34

124

Louisiana-Lafayette
Sun Belt Conference

Event	Scrd As	Athlete	Yr	Scored Mark	Date	Pl. Pts.	Bonus	TOTAL
Scored bests come from CURRENT season								
▶ HJ	49	Antwain KEYES	JR	2.10m	6-10% 3/18/11	0.025	0.00	0.03
Scored bests come from PRE-SEASON DATA								
▶ TJ	17	O'Daylon THIBEAUX	SO	15.85mw	52-0 5/7/10	4.5	0.47	4.97
▶ DISC	38	Garrett HARKLESS	JR	53.48m	175-5 4/30/10	0.3	0.00	0.30
Team Total								5.29

125

Maine
America East Conference


Event	Scrd As	Athlete	Yr	Scored Mark	Date	Pl. Pts.	Bonus	TOTAL
Scored bests come from PRE-SEASON DATA								
▶ 1500m	17	Riley MASTERS	JR	3:42.01	6/10/10	4.5	0.65	5.15
Team Total								5.15




2011 Outdoor Track & Field, Preseason

Only those who score >0.01 pts are shown
D denotes multiple-event rule in affect


MEN

126  **Illinois State**
 Missouri Valley Conference


Event	Scrd As	Athlete	Yr	Scored Mark	Date	Pl. Pts.	Bonus	TOTAL	
Scored bests come from PRE-SEASON DATA									
▶ 10k	47	Scott KRAPP	SR	29:32.90	3/26/10	0.075	0.00	0.08	
▶ Steeple	37	Jon ROBERTS	SR	8:58.07	4/16/10	0.35	0.00	0.35	
▶ JAV	18	Tim GLOVER	SO	71.31m	233-11	5/14/10	4	0.58	4.58
Team Total								5.01	

127  **DePaul** ▼67
 BIG EAST Conference


Event	Scrd As	Athlete	Yr	Scored Mark	Date	Pl. Pts.	Bonus	TOTAL	
Scored bests come from CURRENT season									
▶ DISC	23	Tim NEDOW	JR	55.46m	181-11	3/17/11	1.5	0.29	1.79
Scored bests come from PRE-SEASON DATA									
▶ Steeple	24	Matthew GRAHAM	JR	8:51.48		4/30/10	1	0.35	1.35
▶ SP	23	Tim NEDOW	JR	17.90m	58-8%	5/27/10	1.5	0.21	1.71
Team Total								4.85	

128  **Samford**
 Southern Conference


Event	Scrd As	Athlete	Yr	Scored Mark	Date	Pl. Pts.	Bonus	TOTAL	
Scored bests come from CURRENT season									
▶ Steeple	50	Blaise CARIE	SR	9:08.24		3/11/11	0.01	0.00	0.01
▶ HT	47	Kyle KIRBY	SR	59.74m	196-0	3/18/11	0.075	0.00	0.08
Scored bests come from PRE-SEASON DATA									
▶ PV	18	Michael SEAMAN	JR	5.25m	17-2%	5/27/10	4	0.34	4.34
▶ PV	49	Patrick WELLS	SR	5.15m	16-10%	4/24/10	0.025	0.00	0.03
Team Total								4.45	

129  **Idaho State**
 Big Sky Conference


Event	Scrd As	Athlete	Yr	Scored Mark	Date	Pl. Pts.	Bonus	TOTAL	
Scored bests come from PRE-SEASON DATA									
▶ 800m	49	Eric STRAND	SR	1:49.34		5/1/10	0.025	0.04	0.07
▶ PV	18	Michael ARNOLD	JR	5.25m	17-2%	5/27/10	4	0.34	4.34
Team Total								4.40	

130  **Southern Utah**
 The Summit League


Event	Scrd As	Athlete	Yr	Scored Mark	Date	Pl. Pts.	Bonus	TOTAL	
Scored bests come from CURRENT season									
▶ 5000m	19	Cameron LEVINS	JR	13:49.82		3/11/11	3.5	0.52	4.02
Team Total								4.02	

131  **South Alabama**
 Sun Belt Conference

Event	Scrd As	Athlete	Yr	Scored Mark	Date	Pl. Pts.	Bonus	TOTAL	
Scored bests come from PRE-SEASON DATA									
▶ DISC	19	Joey TORRES	JR	56.05m	183-10	5/7/10	3.5	0.51	4.01
Team Total								4.01	

132  **UMES**
 Mid-Eastern Athletic Conference

Event	Scrd As	Athlete	Yr	Scored Mark	Date	Pl. Pts.	Bonus	TOTAL	
Scored bests come from PRE-SEASON DATA									
▶ 200m	47	Akheem GAUNTLETT	JR	20.95w		4/20/10	0.075	0.02	0.09
▶ 400m	44	Thomas KEANE-DAWES	SR	46.78		5/27/10	0.15	0.00	0.15
▶ 4x100	20			39.76		5/27/10	3	0.46	3.46
Team Total								3.71	

133  **East Carolina**
 Conference USA

Event	Scrd As	Athlete	Yr	Scored Mark	Date	Pl. Pts.	Bonus	TOTAL	
Scored bests come from PRE-SEASON DATA									
▶ H400	48	Mario BRISCOE	SR	51.80		4/20/10	0.05	0.00	0.05
▶ HJ	33	Drew KANZ-O'SHEA	SO	2.13m	6-11%	5/13/10	0.55	0.02	0.57
▶ SP	26	Dennis ALIOTTA	JR	17.85m	58-6%	4/20/10	0.9	0.16	1.06
▶ HT	32	Dennis ALIOTTA	JR	61.48m	201-8	3/18/10	0.6	0.03	0.63
▶ JAV	27	Matthew MCCONAUGHEY	SO	69.31m	227-4	5/13/10	0.85	0.13	0.98
▶ JAV	40	Spencer BARRICK	SR	67.92m	222-10	5/13/10	0.25	0.00	0.25
Team Total								3.53	


"Scrd As", short for "Scored As", Standing used for place points portion of performance's score combining preseason data (when applied) to current season data
 Numbers in BLACK are both the performance's actual NCAA rank AND "scored as" rank Numbers in RED indicate actual NCAA rank does not exist or is worse than "scored as" rank Numbers in BLUE indicate actual NCAA rank is better than "scored as" rank




2011 Outdoor Track & Field, Preseason

Only those who score >0.01 pts are shown
D denotes multiple-event rule in affect


MEN

134  **McNeese State** ▼79
Southland Conference


Event	Scrd As	Athlete	Yr	Scored Mark	Date	Pl. Pts.	Bonus	TOTAL	
Scored bests come from PRE-SEASON DATA									
JAV	22	Sam VIDRINE	JR	69.99m	229-7	6/12/10	2	0.28	2.28
JAV	30	Ben CHRETIEN	SR	69.10m	226-8	5/1/10	0.7	0.08	0.78
Team Total								3.06	

135  **Wichita State**
Missouri Valley Conference


Event	Scrd As	Athlete	Yr	Scored Mark	Date	Pl. Pts.	Bonus	TOTAL	
Scored bests come from PRE-SEASON DATA									
H110	34	Todd MCKOWN	JR	13.97w		4/23/10	0.5	0.00	0.50
Steeple	32	Marius SAVA	SR	8:57.11		4/30/10	0.6	0.00	0.60
HJ	33	Brandon CHILDS	SO	2.13m	6-11%	5/14/10	0.55	0.02	0.57
LJ	47	Tyler SIMMONS	SR	7.52m	24-8%	3/31/10	0.075	0.00	0.08
TJ	31	Josh CRAWFORD	SR	15.57m	51-1	3/26/10	0.65	0.07	0.72
DEC	36	Krzysztof SLUPKOWSKI	SR	6,944		4/21/10	0.4	0.00	0.40
DEC	46	Jordan ZERR	SR	6,818		5/14/10	0.1	0.00	0.10
Team Total								2.96	

136  **UMBC**
America East Conference


Event	Scrd As	Athlete	Yr	Scored Mark	Date	Pl. Pts.	Bonus	TOTAL	
Scored bests come from PRE-SEASON DATA									
DEC	21	Keith ONTO	SR	7,239		5/1/10	2.5	0.35	2.85
Team Total								2.85	

137  **Kennesaw State**
Atlantic Sun Conference


Event	Scrd As	Athlete	Yr	Scored Mark	Date	Pl. Pts.	Bonus	TOTAL	
Scored bests come from PRE-SEASON DATA									
H110	39	Kendall PARKS	JR	14.03		5/14/10	0.275	0.00	0.28
HJ	22	Jerome MCKINZIE	SR	2.15m	7-½	5/14/10	2	0.27	2.27
Team Total								2.54	

138  **Columbia**
Ivy League


Event	Scrd As	Athlete	Yr	Scored Mark	Date	Pl. Pts.	Bonus	TOTAL	
Scored bests come from PRE-SEASON DATA									
800m	22	Jeff MORIARTY	SR	1:48.14		5/29/10	2	0.43	2.43
Team Total								2.43	

139  **Cincinnati**
BIG EAST Conference

Event	Scrd As	Athlete	Yr	Scored Mark	Date	Pl. Pts.	Bonus	TOTAL	
Scored bests come from CURRENT season									
H110	46	Terence SOMERVILLE	JR	14.07		3/19/11	0.1	0.00	0.10
Scored bests come from PRE-SEASON DATA									
5000m	49	Eric FINAN	JR	14:01.16		4/30/10	0.025	0.00	0.03
4x400	43			3:08.68		5/14/10	0.175	0.06	0.24
SP	42	Chris LITTLETON	SR	17.44m	57-2%	5/14/10	0.2	0.00	0.20
SP	43	Troy COOPER	SR	17.42m	57-2	4/16/10	0.175	0.00	0.17
JAV	23	Brian ZIMMERMAN	SR	69.45m	227-10	4/30/10	1.5	0.16	1.66
Team Total								2.40	

140  **Norfolk State**
Mid-Eastern Athletic Conference

Event	Scrd As	Athlete	Yr	Scored Mark	Date	Pl. Pts.	Bonus	TOTAL	
Scored bests come from PRE-SEASON DATA									
200m	37	Marquis HOLSTON	SO	20.83		5/13/10	0.35	0.23	0.58
200m	40	Thomas SPELLER	JR	20.89		3/26/10	0.25	0.13	0.38
400m	40	Marquis HOLSTON	SO	46.73		3/19/10	0.25	0.00	0.25
H110	28	Aramis MASSENBURG	SR	13.91		5/6/10	0.8	0.16	0.96
4x400	44			3:08.99		4/7/10	0.15	0.00	0.15
Team Total								2.32	

141  **Middle Tennessee** ▼108
Sun Belt Conference

Event	Scrd As	Athlete	Yr	Scored Mark	Date	Pl. Pts.	Bonus	TOTAL	
Scored bests come from PRE-SEASON DATA									
H400	26	Roscoe PAYNE	JR	51.00		5/29/10	0.9	0.23	1.13
TJ	28	Josh BUTLER	SR	15.63mw	51-3%	5/7/10	0.8	0.15	0.95
Team Total								2.08	

"Scrd As", short for "Scored As", Standing used for place points portion of performance's score combining preseason data (when applied) to current season data

Numbers in BLACK are both the performance's actual NCAA rank AND "scored as" rank Numbers in RED indicate actual NCAA rank does not exist or is worse than "scored as" rank Numbers in BLUE indicate actual NCAA rank is better than "scored as" rank

USTFCCCA Non-Member

Non-Member Schools Will NOT be ranked, beginning Week 2



2011 Outdoor Track & Field, Preseason

Only those who score >0.01 pts are shown
D denotes multiple-event rule in affect

MEN

142



Colorado State
Mountain West Conference

Event	Scrd As	Athlete	Yr	Scored Mark	Date	Pl. Pts.	Bonus	TOTAL	
Scored bests come from PRE-SEASON DATA									
H400	42	Nigel JOSEPH	SR	51.60	4/15/10	0.2	0.00	0.20	
Steeple	34	Spenser LYNASS	JR	8:57.28	4/30/10	0.5	0.00	0.50	
SP	33	Tyson WILLIAMS	SR	17.64m	57-10½	4/23/10	0.55	0.00	0.55
DISC	31	Cameron CARTER	SR	53.86m	176-8	5/1/10	0.65	0.00	0.65
Team Total								1.90	

143



Penn
Ivy League

Event	Scrd As	Athlete	Yr	Scored Mark	Date	Pl. Pts.	Bonus	TOTAL	
Scored bests come from PRE-SEASON DATA									
800m	25	Darryll OLIVER	SR	1:48.41	4/3/10	0.95	0.34	1.29	
H400	34	Tim CAREY	SO	51.35	4/3/10	0.5	0.00	0.50	
PV	46	James FOREMAN	SR	5.18m	17-0	4/3/10	0.1	0.00	0.10
Team Total								1.89	

144



Southern Miss
Conference USA

Event	Scrd As	Athlete	Yr	Scored Mark	Date	Pl. Pts.	Bonus	TOTAL	
Scored bests come from CURRENT season									
SP	40	Robert COLLINGWOOD	SO	17.50m	57-5	3/12/11	0.25	0.00	0.25
JAV	24	Kyle SMITH	JR	69.44m	227-10	3/12/11	1	0.16	1.16
Scored bests come from PRE-SEASON DATA									
HJ	49	Marcus NORWOOD	JR	2.10m	6-10¾	5/13/10	0.025	0.00	0.03
Team Total								1.43	

145



Campbell
Atlantic Sun Conference

Event	Scrd As	Athlete	Yr	Scored Mark	Date	Pl. Pts.	Bonus	TOTAL	
Scored bests come from CURRENT season									
LJ	42	Diego LAWERENCE	SO	7.53m	24-8½	3/17/11	0.2	0.00	0.20
Scored bests come from PRE-SEASON DATA									
H110	26	Adoniss JONES	SR	13.88		5/29/10	0.9	0.25	1.15
Team Total								1.35	

146



Coppin State
Mid-Eastern Athletic Conference

Event	Scrd As	Athlete	Yr	Scored Mark	Date	Pl. Pts.	Bonus	TOTAL
Scored bests come from PRE-SEASON DATA								
H400	44	Jibri VICTORIAN	SO	51.62	5/27/10	0.15	0.00	0.15
4x400	27			3:07.33	4/2/10	0.85	0.33	1.18
Team Total								1.33

147



Utah Valley
Great West Conference

Event	Scrd As	Athlete	Yr	Scored Mark	Date	Pl. Pts.	Bonus	TOTAL
Scored bests come from PRE-SEASON DATA								
100m	39	Allah LARYEA-AKRONG	SO	10.41w	4/15/10	0.275	0.07	0.35
200m	49	Allah LARYEA-AKRONG	SO	20.99	4/30/10	0.025	0.00	0.03
800m	47	Trac NORRIS	SO	1:49.31	5/1/10	0.075	0.05	0.13
800m	49	Tim ROWBERRY	JR	1:49.34	5/8/10	0.025	0.04	0.07
Steeple	31	Trac NORRIS	SO	8:56.38	5/8/10	0.65	0.03	0.68
Team Total								1.25

148



Binghamton
America East Conference

Event	Scrd As	Athlete	Yr	Scored Mark	Date	Pl. Pts.	Bonus	TOTAL
Scored bests come from PRE-SEASON DATA								
400m	36	Cazal ARNETT	SR	46.62	5/1/10	0.4	0.00	0.40
4x400	31			3:08.04	5/14/10	0.65	0.19	0.84
Team Total								1.24

149



Mount St. Mary's
Northeast Conference

Event	Scrd As	Athlete	Yr	Scored Mark	Date	Pl. Pts.	Bonus	TOTAL
Scored bests come from PRE-SEASON DATA								
DEC	24	Thomas FITZSIMONS	JR	7,195	5/14/10	1	0.22	1.22
Team Total								1.22

"Scrd As", short for "Scored As", Standing used for place points portion of performance's score combining preseason data (when applied) to current season data

Numbers in BLACK are both the performance's actual NCAA rank AND "scored as" rank Numbers in RED indicate actual NCAA rank does not exist or is worse than "scored as" rank Numbers in BLUE indicate actual NCAA rank is better than "scored as" rank

USTFCCCA Non-Member


Non-Member Schools Will NOT be ranked, beginning Week 2




2011 Outdoor Track & Field, Preseason

Only those who score >0.01 pts are shown
D denotes multiple-event rule in affect


MEN

150  **Central Michigan**
Mid-American Conference


Event	Scrd As	Athlete	Yr	Scored Mark	Date	Pl. Pts.	Bonus	TOTAL	
Scored bests come from PRE-SEASON DATA									
DISC	24	Alex ROSE	SO	55.24m	181-3	5/7/10	1	0.21	1.21
Team Total								1.21	

154  **Long Island**
Northeast Conference


Event	Scrd As	Athlete	Yr	Scored Mark	Date	Pl. Pts.	Bonus	TOTAL	
Scored bests come from PRE-SEASON DATA									
LJ	27	Brian RICHARDS	SO	7.64mw	25-¾	4/20/10	0.85	0.09	0.94
Team Total								0.94	

151  **Marquette**
BIG EAST Conference


Event	Scrd As	Athlete	Yr	Scored Mark	Date	Pl. Pts.	Bonus	TOTAL	
Scored bests come from PRE-SEASON DATA									
Steeple	27	Peter BOLGERT	JR	8:54.76		4/30/10	0.85	0.14	0.99
Team Total								0.99	

155  **Prairie View A&M**
Southwestern Athletic Conference


Event	Scrd As	Athlete	Yr	Scored Mark	Date	Pl. Pts.	Bonus	TOTAL	
Scored bests come from CURRENT season									
HJ	49	Pierre SHEPHERD	FR	2.10m	6-10%	3/18/11	0.025	0.00	0.03
TJ	41	Preston WOODARD	FR	15.36mw	50-4%	3/18/11	0.225	0.00	0.22
Scored bests come from PRE-SEASON DATA									
4x400	35			3:08.21		5/14/10	0.45	0.15	0.60
Team Total								0.85	

152  **North Texas**
Sun Belt Conference


Event	Scrd As	Athlete	Yr	Scored Mark	Date	Pl. Pts.	Bonus	TOTAL	
Scored bests come from PRE-SEASON DATA									
H400	38	Steven WHITE	SO	51.51		5/7/10	0.3	0.00	0.30
4x400	42			3:08.63		3/31/10	0.2	0.07	0.27
HJ	40	Jermaine JAMISON	SR	2.11m	6-11	5/27/10	0.25	0.00	0.25
LJ	49	Eron PHILLIPS	SR	7.51m	24-7%	4/10/10	0.025	0.00	0.03
DEC	45	Jordan WEHR	SR	6,825		5/7/10	0.125	0.00	0.13
Team Total								0.97	

156  **Pittsburgh**
BIG EAST Conference

Event	Scrd As	Athlete	Yr	Scored Mark	Date	Pl. Pts.	Bonus	TOTAL	
Scored bests come from PRE-SEASON DATA									
H400	29	Jermaine LOWERY	JR	51.19		4/30/10	0.75	0.10	0.85
Team Total								0.85	

153  **Rider**
Metro Atlantic Athletic Conference

Event	Scrd As	Athlete	Yr	Scored Mark	Date	Pl. Pts.	Bonus	TOTAL	
Scored bests come from PRE-SEASON DATA									
1500m	31	Christian GONZALEZ	SR	3:42.92		5/10/10	0.65	0.32	0.97
Team Total								0.97	

157  **Yale**
Ivy League

Event	Scrd As	Athlete	Yr	Scored Mark	Date	Pl. Pts.	Bonus	TOTAL	
Scored bests come from PRE-SEASON DATA									
DISC	28	Michael LEVINE	SO	54.41m	178-6	4/20/10	0.8	0.00	0.80
Team Total								0.80	

"Scrd As", short for "Scored As", Standing used for place points portion of performance's score combining preseason data (when applied) to current season data

Numbers in BLACK are both the performance's actual NCAA rank AND "scored as" rank Numbers in RED indicate actual NCAA rank does not exist or is worse than "scored as" rank Numbers in BLUE indicate actual NCAA rank is better than "scored as" rank

USTFCCCA Non-Member


Non-Member Schools Will NOT be ranked, beginning Week 2




2011 Outdoor Track & Field, Preseason

Only those who score >0.01 pts are shown
D denotes multiple-event rule in affect


MEN

158  **Central Arkansas**
Southland Conference


Event	Scrd As	Athlete	Yr	Scored Mark	Date	Pl. Pts.	Bonus	TOTAL	
Scored bests come from PRE-SEASON DATA									
HJ	49	Bobby WASHINGTON	JR	2.10m	6-10%	4/10/10	0.025	0.00	0.03
LJ	29	Jaron CRISWELL	JR	7.62m	25-0	5/1/10	0.75	0.02	0.77
Team Total								0.80	

162  **Georgia Tech**
Atlantic Coast Conference ▼ 93


Event	Scrd As	Athlete	Yr	Scored Mark	Date	Pl. Pts.	Bonus	TOTAL	
Scored bests come from PRE-SEASON DATA									
400m	34	Antonio MCKAY, JR.	JR	46.59		5/27/10	0.5	0.00	0.50
LJ	50	Stephen HILL	SO	7.49m	24-7	3/20/10	0.01	0.00	0.01
Team Total								0.51	

159  **Monmouth**
Northeast Conference


Event	Scrd As	Athlete	Yr	Scored Mark	Date	Pl. Pts.	Bonus	TOTAL	
Scored bests come from PRE-SEASON DATA									
SP	31	Vincent ELARDO	SR	17.68m	58-¾	4/20/10	0.65	0.00	0.65
HT	46	Vincent ELARDO	SR	59.92m	196-7	5/1/10	0.1	0.00	0.10
Team Total								0.75	

163  **Sacred Heart**
Northeast Conference


Event	Scrd As	Athlete	Yr	Scored Mark	Date	Pl. Pts.	Bonus	TOTAL	
Scored bests come from PRE-SEASON DATA									
H110	35	Bertony JEAN-LOUIS	JR	13.99		5/29/10	0.45	0.00	0.45
Team Total								0.45	

160  **Drake**
Missouri Valley Conference


Event	Scrd As	Athlete	Yr	Scored Mark	Date	Pl. Pts.	Bonus	TOTAL	
Scored bests come from PRE-SEASON DATA									
H400	30	Jon DEGRAVE	JR	51.27		5/14/10	0.7	0.05	0.75
Team Total								0.75	

163  **Stony Brook**
America East Conference


Event	Scrd As	Athlete	Yr	Scored Mark	Date	Pl. Pts.	Bonus	TOTAL	
Scored bests come from PRE-SEASON DATA									
Steeple	35	Alex FELCE	SR	8:57.94		4/2/10	0.45	0.00	0.45
Team Total								0.45	

161  **Eastern Michigan**
Mid-American Conference

Event	Scrd As	Athlete	Yr	Scored Mark	Date	Pl. Pts.	Bonus	TOTAL	
Scored bests come from PRE-SEASON DATA									
H110	39	Vanier JOSEPH	SO	14.03w		5/13/10	0.275	0.00	0.28
4x100	41			40.24		5/27/10	0.225	0.01	0.24
Team Total								0.51	

165  **Gardner-Webb**
Big South Conference

Event	Scrd As	Athlete	Yr	Scored Mark	Date	Pl. Pts.	Bonus	TOTAL	
Scored bests come from CURRENT season									
HT	36	Christoph HUTSCHALIK	SR	61.08m	200-4	3/17/11	0.4	0.00	0.40
Team Total								0.40	

166  **Arkansas State**
Sun Belt Conference

Event	Scrd As	Athlete	Yr	Scored Mark	Date	Pl. Pts.	Bonus	TOTAL	
Scored bests come from PRE-SEASON DATA									
H110	37	Solomon WILLIAMS	SO	14.01		5/29/10	0.35	0.00	0.35
Team Total								0.35	


"Scrd As", short for "Scored As", Standing used for place points portion of performance's score combining preseason data (when applied) to current season data
 Numbers in BLACK are both the performance's actual NCAA rank AND "scored as" rank Numbers in RED indicate actual NCAA rank does not exist or is worse than "scored as" rank Numbers in BLUE indicate actual NCAA rank is better than "scored as" rank
USTFCCCA Non-Member Non-Member Schools Will NOT be ranked, beginning Week 2




2011 Outdoor Track & Field, Preseason

Only those who score >0.01 pts are shown
D denotes multiple-event rule in affect


MEN

167  **Tulsa**
Conference USA


Event	Scrd As	Athlete	Yr	Scored Mark	Date	Pl. Pts.	Bonus	TOTAL
Scored bests come from PRE-SEASON DATA								
▶ 1500m	47	Justin DUNCAN	SR	3:44.31	5/27/10	0.075	0.02	0.10
▶ Steeple	40	Carl STONES	JR	8:58.43	5/27/10	0.25	0.00	0.25
Team Total								0.35

171  **SE Missouri State**
Ohio Valley Conference


Event	Scrd As	Athlete	Yr	Scored Mark	Date	Pl. Pts.	Bonus	TOTAL	
Scored bests come from PRE-SEASON DATA									
▶ SP	50	Brandon COLBERT	SR	17.29m	56-8%	4/2/10	0.01	0.00	0.01
▶ DISC	39	Brandon COLBERT	SR	53.34m	175-0	4/21/10	0.275	0.00	0.28
Team Total								0.29	

168  **East Tennessee State**
Atlantic Sun Conference


Event	Scrd As	Athlete	Yr	Scored Mark	Date	Pl. Pts.	Bonus	TOTAL
Scored bests come from CURRENT season								
▶ 100m	41	Ifrish ALBERG	FR	10.42w	3/17/11	0.225	0.04	0.27
Scored bests come from PRE-SEASON DATA								
▶ H110	48	Michael JAMES	SR	14.08	5/14/10	0.05	0.00	0.05
Team Total								0.32

172  **Appalachian State**
Southern Conference


Event	Scrd As	Athlete	Yr	Scored Mark	Date	Pl. Pts.	Bonus	TOTAL	
Scored bests come from CURRENT season									
▶ HJ	40	Darius PURCELL	JR	2.11m	6-11	3/18/11	0.25	0.00	0.25
Team Total								0.25	

169  **Cal Poly**
Big West Conference


Event	Scrd As	Athlete	Yr	Scored Mark	Date	Pl. Pts.	Bonus	TOTAL
Scored bests come from PRE-SEASON DATA								
▶ DEC	38	Corbin DUER	SR	6,930	5/7/10	0.3	0.00	0.30
Team Total								0.30

172  **Bucknell**
Patriot League


Event	Scrd As	Athlete	Yr	Scored Mark	Date	Pl. Pts.	Bonus	TOTAL
Scored bests come from PRE-SEASON DATA								
▶ H400	40	Rob ARENT	JR	51.59	5/14/10	0.25	0.00	0.25
Team Total								0.25

169  **Saint Louis**
Atlantic 10 Conference

Event	Scrd As	Athlete	Yr	Scored Mark	Date	Pl. Pts.	Bonus	TOTAL
Scored bests come from PRE-SEASON DATA								
▶ H110	38	Dahmar SMILES	JR	14.02w	5/29/10	0.3	0.00	0.30
Team Total								0.30

172  **Western Illinois**
The Summit League

Event	Scrd As	Athlete	Yr	Scored Mark	Date	Pl. Pts.	Bonus	TOTAL	
Scored bests come from PRE-SEASON DATA									
▶ HJ	40	Lawrence HARDIN	JR	2.11m	6-11	5/27/10	0.25	0.00	0.25
Team Total								0.25	

175  **UNC Asheville**
Big South Conference

Event	Scrd As	Athlete	Yr	Scored Mark	Date	Pl. Pts.	Bonus	TOTAL	
Scored bests come from CURRENT season									
▶ JAV	41	Simon HAAKE	SR	67.90m	222-9	3/17/11	0.225	0.00	0.22
Team Total								0.22	


"Scrd As", short for "Scored As", Standing used for place points portion of performance's score combining preseason data (when applied) to current season data
Numbers in BLACK are both the performance's actual NCAA rank AND "scored as" rank Numbers in RED indicate actual NCAA rank does not exist or is worse than "scored as" rank Numbers in BLUE indicate actual NCAA rank is better than "scored as" rank




2011 Outdoor Track & Field, Preseason

Only those who score >0.01 pts are shown
D denotes multiple-event rule in affect


MEN

176  **Harvard**
Ivy League


Event	Scrd As	Athlete	Yr	Scored Mark	Date	Pl. Pts.	Bonus	TOTAL
Scored bests come from PRE-SEASON DATA								
▶ 5000m	44	Dan CHENOWETH	SR	13:59.43	3/26/10	0.15	0.04	0.19
Team Total								0.19

181  **Northern Colorado**
Big Sky Conference


Event	Scrd As	Athlete	Yr	Scored Mark	Date	Pl. Pts.	Bonus	TOTAL
Scored bests come from PRE-SEASON DATA								
▶ H400	46	Tyler SHORT	SR	51.68	5/12/10	0.1	0.00	0.10
Team Total								0.10

177  **Texas State**
Southland Conference


Event	Scrd As	Athlete	Yr	Scored Mark	Date	Pl. Pts.	Bonus	TOTAL
Scored bests come from PRE-SEASON DATA								
▶ 100m	43	Kevin AJE	SR	10.43	5/14/10	0.175	0.01	0.19
Team Total								0.19

182  **Ark.-Little Rock**
Sun Belt Conference


Event	Scrd As	Athlete	Yr	Scored Mark	Date	Pl. Pts.	Bonus	TOTAL
Scored bests come from PRE-SEASON DATA								
▶ 100m	47	Demond BURNS	JR	10.44	5/29/10	0.075	0.00	0.08
Team Total								0.08

178  **UC Riverside**
Big West Conference


Event	Scrd As	Athlete	Yr	Scored Mark	Date	Pl. Pts.	Bonus	TOTAL	
Scored bests come from CURRENT season									
▶ HT	43	Caleb STUART	SO	60.57m	198-8	3/19/11	0.175	0.00	0.17
Team Total								0.17	

182  **Grambling State**
Southwestern Athletic Conference

Event	Scrd As	Athlete	Yr	Scored Mark	Date	Pl. Pts.	Bonus	TOTAL	
Scored bests come from PRE-SEASON DATA									
▶ TJ	47	Travis JOSEPH	SR	15.25m	50-½	3/26/10	0.075	0.00	0.08
Team Total								0.08	

179  **Eastern Washington**
Big Sky Conference

Event	Scrd As	Athlete	Yr	Scored Mark	Date	Pl. Pts.	Bonus	TOTAL
Scored bests come from PRE-SEASON DATA								
▶ 400m	44	Brad WALL	JR	46.78	5/12/10	0.15	0.00	0.15
Team Total								0.15

179  **High Point**
Big South Conference

Event	Scrd As	Athlete	Yr	Scored Mark	Date	Pl. Pts.	Bonus	TOTAL
Scored bests come from PRE-SEASON DATA								
▶ Steeple	44	Dakota PEACHEE	SO	8:58.72	5/27/10	0.15	0.00	0.15
Team Total								0.15

"Scrd As", short for "Scored As", Standing used for place points portion of performance's score combining preseason data (when applied) to current season data
 Numbers in BLACK are both the performance's actual NCAA rank AND "scored as" rank Numbers in RED indicate actual NCAA rank does not exist or is worse than "scored as" rank Numbers in BLUE indicate actual NCAA rank is better than "scored as" rank
USTFCCCA Non-Member Non-Member Schools Will NOT be ranked, beginning Week 2



2011 Outdoor Track & Field, Preseason

Only those who score >0.01 pts are shown
D denotes multiple-event rule in affect

WOMEN

1		Texas A&M		unch					
		Big 12 Conference							
Event	Scrd As	Athlete	Yr	Scored Mark	Date	Pl. Pts.	Bonus	TOTAL	
Scored bests come from CURRENT season									
▶ PV	24	Laura ASIMAKIS	JR	4.07m	13-4%	3/17/11	1	0.24	1.24
Scored bests come from PRE-SEASON DATA									
▶ 100m	1	Jeneba TARMOH	JR	11.05w		6/10/10	30	3.41	33.41
▶ 100m	3	Gabby MAYO	SR	11.13		3/31/10	26	2.52	28.52
▶ 100m	28	Dominique DUNCAN	JR	11.49		6/10/10	0.8	0.09	0.89
▶ 200m	1	Jeneba TARMOH	JR	22.65		5/14/10	30	3.16	33.16
▶ 200m	6	Jessica BEARD	SR	23.05		5/14/10	D 20	1.31	3.31
▶ 200m	16	Gabby MAYO	SR	23.22		5/1/10	5	0.71	5.71
▶ 200m	18	Dominique DUNCAN	JR	23.24		5/29/10	4	0.65	4.65
▶ 400m	1	Jessica BEARD	SR	51.02		6/12/10	30	4.22	34.22
▶ 400m	36	Andrea SUTHERLAND	SR	53.72		3/26/10	0.4	0.00	0.40
▶ 10k	36	Katherine DEVLIN	SO	34:49.80		5/27/10	0.4	0.00	0.40
▶ H100	2	Gabby MAYO	SR	12.81		5/29/10	28	3.21	31.21
▶ H100	3	Natasha RUDDOCK	SR	12.87		4/20/10	26	2.74	28.74
▶ H100	22	Donique' FLEMINGS	SO	13.33		3/31/10	2	0.38	2.38
▶ H400	6	Andrea SUTHERLAND	SR	57.12		3/31/10	20	1.39	21.39
▶ H400	25	Donique' FLEMINGS	SO	58.10		5/29/10	0.95	0.31	1.26
▶ 4x100	1			42.49		5/27/10	30	4.36	34.36
▶ 4x400	2			3:28.57		6/12/10	28	3.26	31.26
▶ HJ	44	Daphne FITZPATRICK	SR	1.75m	5-8%	5/14/10	0.15	0.00	0.15
▶ LJ	15	Sasha-Kay MATTHIAS	SR	6.34m	20-9%	5/1/10	6	0.57	6.57
▶ TJ	7	Tiffany PETERS	SR	13.27mw	43-6%	6/12/10	18	1.29	19.29
▶ TJ	18	Sasha-Kay MATTHIAS	SR	12.94m	42-5%	3/31/10	4	0.48	4.48
▶ JAV	8	Emalie HUMPHREYS	SR	51.78m	169-10	5/27/10	16	1.51	17.51
▶ JAV	13	Laura ASIMAKIS	SR	50.43m	165-5	3/26/10	8	0.91	8.91
▶ HEPT	17	Daphne FITZPATRICK	SR	5,395		3/31/10	4.5	0.67	5.17
▶ HEPT	33	Bonnie RICHARDSON	SO	5,027		5/14/10	0.55	0.00	0.55
Team Total								359.15	

2		Oregon		unch					
		Pacific-10 Conference							
Event	Scrd As	Athlete	Yr	Scored Mark	Date	Pl. Pts.	Bonus	TOTAL	
Scored bests come from CURRENT season									
▶ 1500m	34	Becca FRIDAY	SO	4:21.11		3/19/11	0.5	0.10	0.60
Scored bests come from PRE-SEASON DATA									
▶ 100m	21	Amber PURVIS	JR	11.38		5/15/10	2.5	0.48	2.98
▶ 100m	25	Mandy WHITE	SR	11.42w		6/10/10	0.95	0.33	1.28
▶ 200m	5	Amber PURVIS	JR	23.00w		4/10/10	22	1.54	23.54
▶ 400m	27	Michele WILLIAMS	SR	53.36		5/15/10	0.85	0.21	1.06
▶ 400m	43	Amber PURVIS	JR	53.96		3/20/10	0.175	0.00	0.17
▶ 800m	7	Anne KESSELRING	SO	2:04.36		5/15/10	18	1.57	19.57
▶ 800m	21	Becca FRIDAY	SO	2:05.89		5/15/10	2.5	0.47	2.97
▶ 1500m	7	Jordan HASAY	SO	4:14.67		3/26/10	18	1.67	19.67
▶ 1500m	9	Alex KOSINSKI	SR	4:15.67		6/10/10	D 14	1.24	3.24
▶ 1500m	15	Anne KESSELRING	SO	4:17.71		5/8/10	D 6	0.64	2.64
▶ 5000m	8	Alex KOSINSKI	SR	15:57.83		4/30/10	16	1.33	17.33
▶ 5000m	33	Jordan HASAY	SO	16:16.02		4/10/10	0.55	0.21	0.76
▶ 5000m	37	Claire MICHEL	SR	16:18.18		4/30/10	0.35	0.13	0.48
▶ H100	29	Brianne THEISEN	SR	13.43		5/15/10	0.75	0.13	0.88
▶ Steeple	16	Claire MICHEL	SR	10:11.70		5/15/10	5	0.77	5.77
▶ 4x100	4			43.27		5/15/10	24	2.54	26.54
▶ 4x400	1			3:28.54		6/12/10	30	3.27	33.27
▶ HJ	2	Brianne THEISEN	SR	1.86m	6-1½	5/15/10	28	2.77	30.77
▶ PV	2	Melissa GERGEL	SR	4.35m	14-3½	3/26/10	28	2.69	30.69
▶ PV	24	Jordan ROSKELLEY	SR	4.07m	13-4%	5/8/10	1	0.24	1.24
▶ LJ	2	Jamesha YOUNGBLOOD	SR	6.63m	21-9	5/15/10	28	3.08	31.08
▶ TJ	6	Jamesha YOUNGBLOOD	SR	13.30mw	43-7%	5/15/10	20	1.44	21.44
▶ HEPT	1	Brianne THEISEN	SR	6,094		6/12/10	30	5.29	35.29
Team Total								313.26	

"Scrd As", short for "Scored As", Standing used for place points portion of performance's score combining preseason data (when applied) to current season data
 Numbers in BLACK are both the performance's actual NCAA rank AND "scored as" rank Numbers in RED indicate actual NCAA rank does not exist or is worse than "scored as" rank Numbers in BLUE indicate actual NCAA rank is better than "scored as" rank
USTFCCCA Non-Member Non-Member Schools Will NOT be ranked, beginning Week 2



2011 Outdoor Track & Field, Preseason

Only those who score >0.01 pts are shown
D denotes multiple-event rule in affect

WOMEN

3 **LSU** ▲ **3**
Southeastern Conference

Event	Scrd As	Athlete	Yr	Scored Mark	Date	Pl. Pts.	Bonus	TOTAL	
Scored bests come from PRE-SEASON DATA									
▶ 100m	5	Takeia PINCKNEY	SO	11.18w	6/10/10	22	1.97	23.97	
▶ 100m	7	Kenyanna WILSON	SR	11.22	5/29/10	18	1.54	19.54	
▶ 100m	11	Semoy HACKETT	JR	11.30	4/9/10	10	0.88	10.88	
▶ 200m	4	Kimberlyn DUNCAN	SO	22.96	4/16/10	24	1.72	25.72	
▶ 200m	7	Semoy HACKETT		23.07	5/7/10	18	1.22	19.22	
▶ 200m	18	Kenyanna WILSON	SR	23.24	4/16/10	4	0.65	4.65	
▶ 200m	22	Takeia PINCKNEY	SO	23.32	5/29/10	2	0.44	2.44	
▶ 800m	3	Brittany HALL	SR	2:03.76	4/16/10	26	2.13	28.13	
▶ 800m	13	Charlene LIPSEY	SO	2:05.34	5/29/10	8	0.76	8.76	
▶ H100	13	Tenaya JONES	SR	13.20	5/29/10	8	0.71	8.71	
▶ H400	4	Cassandra TATE	JR	56.87	5/29/10	24	1.84	25.84	
▶ 4x100	3			43.25	4/20/10	26	2.59	28.59	
▶ 4x400	3			3:30.61	6/12/10	26	2.28	28.28	
▶ HJ	4	Brittani CARTER	SR	1.84m	6-½	3/31/10	24	1.85	25.85
▶ PV	10	Rachel LAURENT	JR	4.25m	13-11½	4/10/10	12	1.32	13.32
▶ LJ	32	Melissa OGBOURNE	SR	6.21m	20-4½	3/31/10	0.6	0.05	0.65
▶ LJ	44	Brittany PORTER	SO	6.13m	20-1½	5/13/10	0.15	0.00	0.15
▶ TJ	5	Melissa OGBOURNE	SR	13.36mw	43-10	6/12/10	22	1.73	23.73
▶ DISC	10	Samia STOKES	JR	54.24m	177-11	5/27/10	12	0.98	12.98
Team Total								311.40	

4 **Oklahoma** ▲ **5**
Big 12 Conference

Event	Scrd As	Athlete	Yr	Scored Mark	Date	Pl. Pts.	Bonus	TOTAL	
Scored bests come from PRE-SEASON DATA									
▶ 100m	36	Sherine WELLS	JR	11.53w	5/8/10	0.4	0.00	0.40	
▶ 200m	2	Candyce MCGRONE	JR	22.84	5/29/10	28	2.27	30.27	
▶ 200m	41	Sherine WELLS	JR	23.58	5/14/10	0.225	0.05	0.28	
▶ 5000m	28	Jessica ENGEL	JR	16:13.28	6/12/10	0.8	0.31	1.11	
▶ H100	6	Latoya GREAVES	SR	13.05	5/1/10	20	1.46	21.46	
▶ 4x100	25			44.71	4/8/10	0.95	0.31	1.26	
▶ LJ	1	Ti'Anca MOCK	SR	6.64m	21-9½	5/9/09	30	3.19	33.19
▶ TJ	16	Ti'Anca MOCK	SR	13.01m	42-8½	5/30/09	5	0.60	5.60
▶ TJ	21	Jasmine SIMMONS	SR	12.91m	42-4½	5/8/10	2.5	0.43	2.93
▶ SP	3	Karen SHUMP	SO	17.14m	56-3	6/12/10	26	2.54	28.54
▶ SP	10	Tia BROOKS	SO	16.69m	54-9½	4/23/10	12	1.27	13.27
▶ DISC	4	Brittany BORMAN	JR	56.72m	186-1	4/10/10	24	2.54	26.54
▶ DISC	6	Karen SHUMP	SO	55.70m	182-9	4/10/10	20	1.83	21.83
▶ DISC	23	Bailey WAGNER	JR	51.79m	169-11	4/15/10	1.5	0.18	1.68
▶ DISC	27	Lauren GUERRIERI	JR	51.37m	168-6	5/1/10	0.85	0.06	0.91
▶ JAV	2	Brittany BORMAN	JR	53.00m	173-10	6/12/10	28	2.46	30.46
▶ JAV	22	Katelyn PENNER	JR	48.35m	158-7	3/26/10	2	0.23	2.23
Team Total								221.96	

"Scrd As", short for "Scored As", Standing used for place points portion of performance's score combining preseason data (when applied) to current season data

Numbers in BLACK are both the performance's actual NCAA rank AND "scored as" rank Numbers in RED indicate actual NCAA rank does not exist or is worse than "scored as" rank Numbers in BLUE indicate actual NCAA rank is better than "scored as" rank

USTFCCCA Non-Member

Non-Member Schools Will NOT be ranked, beginning Week 2



2011 Outdoor Track & Field, Preseason

Only those who score >0.01 pts are shown
D denotes multiple-event rule in affect

WOMEN

5		Southern California								
		Pacific-10 Conference								
Event	Scrd As	Athlete	Yr	Scored Mark	Date	Pl. Pts.	Bonus	TOTAL		
Scored bests come from CURRENT season										
▶ 100m	28	Jessica DAVIS	FR	11.49	3/19/11	0.8	0.09	0.89		
▶ 200m	29	Aareon PAYNE	JR	23.44	3/19/11	0.75	0.26	1.01		
▶ 200m	41	Jessica DAVIS	FR	23.58	3/19/11	0.225	0.05	0.28		
▶ H100	46	Lauren BLACKBURN	FR	13.59	3/19/11	0.1	0.00	0.10		
▶ 4x100	10	Laarman, Payne, Puterbaugh, Davis		44.19	3/19/11	12	0.85	12.85		
▶ SP	46	Marissa MINDERLER	SR	15.31m	50-2½ 3/12/11	0.1	0.00	0.10		
▶ HT	7	Marissa MINDERLER	SR	62.60m	205-4 3/19/11	18	1.40	19.40		
▶ HT	10	Jenny OZORAI	FR	62.00m	203-5 3/5/11	12	1.11	13.11		
Scored bests come from PRE-SEASON DATA										
▶ 5000m	26	Zsafia ERDELYI	SR	16:12.42	5/15/10	0.9	0.35	1.25		
▶ 10k	3	Zsafia ERDELYI	SR	33:18.75	3/26/10	26	2.20	28.20		
▶ H100	12	Nia ALI	SR	13.17	6/11/09	9	0.84	9.84		
▶ H400	7	Dalilah MUHAMMAD	JR	57.14	5/15/10	18	1.36	19.36		
▶ Steeple	7	Zsafia ERDELYI	SR	10:01.99	5/30/09	D 18	1.57	3.57		
▶ 4x400	9			3:33.22	5/27/10	14	1.13	15.13		
▶ HJ	44	Dalilah MUHAMMAD	JR	1.75m	5-8¾ 4/10/10	0.15	0.00	0.15		
▶ LJ	37	Alitta BOYD	SO	6.17m	20-3 5/27/10	0.35	0.00	0.35		
▶ TJ	24	Alitta BOYD	SO	12.78m	41-11¼ 5/27/10	1	0.21	1.21		
▶ HT	6	Lauren CHAMBERS	SO	62.93m	206-5 4/15/10	20	1.56	21.56		
▶ JAV	4	Kristine BUSA	SR	52.61m	172-7 3/19/10	24	2.10	26.10		
▶ JAV	25	Marissa MINDERLER	JR	47.92m	157-2 3/31/10	0.95	0.09	1.04		
▶ HEPT	3	Nia ALI	SR	5,828	6/12/09	26	3.06	29.06		
▶ HEPT	11	Shana WOODS	SR	5,490	5/10/09	10	0.96	10.96		
Team Total								215.49		

6		Clemson								
		Atlantic Coast Conference							▲ 12	
Event	Scrd As	Athlete	Yr	Scored Mark	Date	Pl. Pts.	Bonus	TOTAL		
Scored bests come from CURRENT season										
▶ H100	30	Bridgette OWENS	FR	13.44	3/18/11	0.7	0.11	0.81		
▶ H100	47	Jasmine EDGERSON	SO	13.61	3/18/11	0.075	0.00	0.08		
▶ H400	37	Marlena WESH	SO	58.92	3/18/11	0.35	0.00	0.35		
▶ PV	50	Lauren TERSTAPPEN	FR	3.95m	12-11½ 3/18/11	0.01	0.00	0.01		
Scored bests come from PRE-SEASON DATA										
▶ 100m	9	Stormy KENDRICK	SO	11.25w	4/15/10	14	1.24	15.24		
▶ 200m	23	Stormy KENDRICK	SO	23.34	5/14/10	1.5	0.41	1.91		
▶ 200m	40	Michaylin GOLLADAY	SR	23.57	5/27/10	0.25	0.07	0.32		
▶ 400m	45	Marlena WESH	SO	54.02	5/1/10	0.125	0.00	0.13		
▶ 5000m	24	Kimberly RUCK	JR	16:12.05	4/2/10	1	0.36	1.36		
▶ 10k	13	Kimberly RUCK	JR	33:42.88	6/12/10	8	0.96	8.96		
▶ H100	9	Michaylin GOLLADAY	SR	13.07	5/29/10	14	1.36	15.36		
▶ H100	38	Patricia MAMONA	SR	13.53	4/15/10	0.3	0.00	0.30		
▶ H400	17	Sonni AUSTIN	SO	57.81	5/29/10	4.5	0.53	5.03		
▶ Steeple	44	Alyssa KULIK	JR	10:32.46	5/14/10	0.15	0.00	0.15		
▶ 4x100	7			43.70	5/27/10	18	1.58	19.58		
▶ 4x400	32			3:37.81	4/2/10	0.6	0.10	0.70		
▶ HJ	2	April SINKLER	SR	1.86m	6-1¼ 5/14/10	28	2.77	30.77		
▶ HJ	34	Liane WEBER	SR	1.76m	5-9¼ 4/15/10	0.5	0.00	0.50		
▶ LJ	9	April SINKLER	SR	6.43m	21-1¼ 5/1/10	14	1.14	15.14		
▶ TJ	2	Patricia MAMONA	SR	14.01m	45-11¼ 6/12/10	28	4.92	32.92		
▶ TJ	8	April SINKLER	SR	13.26mw	43-6 5/27/10	16	1.24	17.24		
▶ JAV	35	Liane WEBER	SR	46.88m	153-9 4/15/10	0.45	0.00	0.45		
▶ HEPT	2	Liane WEBER	SR	5,928	4/15/10	28	3.89	31.89		
▶ HEPT	23	Patricia MAMONA	SR	5,247	4/15/10	1.5	0.24	1.74		
▶ HEPT	30	Karine FARIAS	SO	5,085	5/11/10	0.7	0.00	0.70		
Team Total								201.63		

"Scrd As", short for "Scored As", Standing used for place points portion of performance's score combining preseason data (when applied) to current season data

Numbers in BLACK are both the performance's actual NCAA rank AND "scored as" rank Numbers in RED indicate actual NCAA rank does not exist or is worse than "scored as" rank Numbers in BLUE indicate actual NCAA rank is better than "scored as" rank

USTFCCCA Non-Member

Non-Member Schools Will NOT be ranked, beginning Week 2



2011 Outdoor Track & Field, Preseason

Only those who score >0.01 pts are shown
D denotes multiple-event rule in affect

WOMEN

7  **Texas** ▲44
 Big 12 Conference

Event	Scrd As	Athlete	Yr	Scored Mark	Date	Pl. Pts.	Bonus	TOTAL	
Scored bests come from CURRENT season									
▶ 200m	16	Allison PETER	FR	23.22	3/19/11	5	0.71	5.71	
▶ 200m	20	Stacey-Ann SMITH	JR	23.27	3/19/11	D 3	0.56	2.56	
▶ H400	8	Danielle DOWIE	FR	57.33	3/19/11	16	1.10	17.10	
▶ 4x100	26	Cooper, Goodman, Udoh, Peter		44.73	3/19/11	0.9	0.30	1.20	
▶ SP	50	Amanda VAN DYKE	JR	15.25m	50-½	3/19/11	0.01	0.00	0.01
Scored bests come from PRE-SEASON DATA									
▶ 400m	4	Angele COOPER	JR	52.18	5/1/10	D 24	1.72	3.72	
▶ 400m	5	Chantel MALONE	SR	52.35	5/1/10	22	1.44	23.44	
▶ 400m	16	Stacey-Ann SMITH	JR	52.83	5/29/10	5	0.78	5.78	
▶ 400m	31	Alicia PETERSON	SO	53.60	5/27/10	0.65	0.04	0.69	
▶ 5000m	9	Mia BEHM	JR	16:00.00	5/1/10	14	1.09	15.09	
▶ 5000m	32	Betzy JIMENEZ	SR	16:14.89	5/1/10	0.6	0.25	0.85	
▶ H400	2	Angele COOPER	JR	56.24	6/10/10	28	2.98	30.98	
▶ 4x400	6			3:32.03	5/27/10	20	1.61	21.61	
▶ HJ	9	Victoria LUCAS	JR	1.81m	5-11¼	5/27/10	14	0.90	14.90
▶ PV	11	Natasha MASTERSON	SO	4.20m	13-9¼	4/17/10	10	1.02	11.02
▶ LJ	6	Chantel MALONE	SR	6.56m	21-6¼	5/27/10	20	2.26	22.26
▶ TJ	14	Chantel MALONE	SR	13.06m	42-10¼	6/12/10	7	0.69	7.69
▶ DISC	29	Okwukwe OKOLIE	JR	51.12m	167-8	5/27/10	0.75	0.00	0.75
Team Total								185.36	

8  **Florida State** ▲12
 Atlantic Coast Conference

Event	Scrd As	Athlete	Yr	Scored Mark	Date	Pl. Pts.	Bonus	TOTAL	
Scored bests come from PRE-SEASON DATA									
▶ 100m	2	Marecia PEMBERTON	SO	11.12w	4/15/10	28	2.63	30.63	
▶ 100m	16	Teona RODGERS	SR	11.34w	4/15/10	5	0.62	5.62	
▶ 200m	10	Teona RODGERS	SR	23.08	5/29/10	12	1.17	13.17	
▶ 400m	22	Brittany ST. LOUIS	SR	53.06	5/27/10	2	0.46	2.46	
▶ 1500m	25	Amanda WINSLOW	SO	4:19.29	5/7/10	0.95	0.36	1.31	
▶ 5000m	27	Pasca CHERUIYOT	SR	16:13.23	5/14/10	0.85	0.32	1.17	
▶ 10k	6	Pasca CHERUIYOT	SR	33:23.63	6/12/10	20	1.93	21.93	
▶ 10k	47	Andrea PALEN	SR	35:05.07	4/15/10	0.075	0.00	0.08	
▶ Steeple	19	Jennifer DUNN	JR	10:14.58	6/10/10	3.5	0.64	4.14	
▶ 4x100	2			43.13	5/7/10	28	2.86	30.86	
▶ LJ	7	Kimberly WILLIAMS	SR	6.54m	21-5¼	6/11/09	18	2.03	20.03
▶ LJ	29	Amy HARRIS	JR	6.23m	20-5¼	4/15/10	0.75	0.13	0.88
▶ TJ	1	Kimberly WILLIAMS	SR	14.03m	46-½	5/27/10	30	5.02	35.02
▶ TJ	28	Michelle JENIJE	SR	12.75mw	41-10	4/15/10	0.8	0.16	0.96
▶ SP	37	Allyn LAUGHLIN	SR	15.55m	51-¾	3/25/10	0.35	0.00	0.35
Team Total								168.61	

"Scrd As", short for "Scored As", Standing used for place points portion of performance's score combining preseason data (when applied) to current season data

Numbers in BLACK are both the performance's actual NCAA rank AND "scored as" rank Numbers in RED indicate actual NCAA rank does not exist or is worse than "scored as" rank Numbers in BLUE indicate actual NCAA rank is better than "scored as" rank

USTFCCCA Non-Member

Non-Member Schools Will NOT be ranked, beginning Week 2



2011 Outdoor Track & Field, Preseason

Only those who score >0.01 pts are shown
D denotes multiple-event rule in affect

WOMEN

9  **Arkansas** ▲ 6
Southeastern Conference

Event	Scrd As	Athlete	Yr	Scored Mark	Date	Pl. Pts.	Bonus	TOTAL	
Scored bests come from PRE-SEASON DATA									
▶ 200m	27	Shelise WILLIAMS	SR	23.40	5/13/10	0.85	0.32	1.17	
▶ 200m	39	Regina GEORGE	SO	23.56	4/9/10	0.275	0.08	0.36	
▶ 400m	3	Shelise WILLIAMS	SR	51.71	5/29/10	26	2.72	28.72	
▶ 400m	8	Regina GEORGE	SO	52.60	5/27/10	16	1.09	17.09	
▶ 800m	9	Stephanie BROWN	SO	2:04.52	5/29/10	14	1.42	15.42	
▶ 800m	50	Kristen GILLESPIE	JR	2:07.58	4/30/10	0.01	0.00	0.01	
▶ 1500m	18	Jillian ROSEN	JR	4:18.56	6/11/09	4	0.46	4.46	
▶ 1500m	45	Kristen GILLESPIE	JR	4:22.56	4/15/10	0.125	0.00	0.13	
▶ 10k	42	Miranda WALKER	SR	34:58.50	4/15/10	0.2	0.00	0.20	
▶ H100	25	Brittany HYTER	JR	13.36	5/29/10	0.95	0.31	1.26	
▶ H400	11	Brittany HYTER	JR	57.52	5/29/10	10	0.87	10.87	
▶ H400	32	Leah ORLEY	SO	58.77	5/29/10	0.6	0.00	0.60	
▶ Steeple	33	Megan JACKSON	SR	10:27.49	4/16/09	0.55	0.09	0.64	
▶ 4x100	42			45.20	4/9/10	0.2	0.00	0.20	
▶ 4x400	5			3:31.03	5/27/10	22	2.08	24.08	
▶ PV	1	Tina SUTEJ	JR	4.40m	14-5¼	6/12/10	30	3.55	33.55
▶ PV	32	Tara DIEBOLD	JR	4.01m	13-1¼	5/29/09	0.6	0.00	0.60
▶ LJ	34	Whitney JONES	JR	6.18mw	20-3¼	5/13/10	0.5	0.00	0.50
▶ TJ	11	Shantel THOMPSON	SR	13.09m	42-11¼	5/27/10	10	0.74	10.74
▶ HEPT	26	Makeba ALCIDE	SO	5,153	5/13/10	0.9	0.00	0.90	
▶ HEPT	32	Leah ORLEY	SO	5,043	5/13/10	0.6	0.00	0.60	
Team Total								152.08	

10  **Auburn** ▲ 2
Southeastern Conference

Event	Scrd As	Athlete	Yr	Scored Mark	Date	Pl. Pts.	Bonus	TOTAL	
Scored bests come from PRE-SEASON DATA									
▶ 100m	6	Sheniqua FERGUSON	SR	11.19	5/13/10	20	1.86	21.86	
▶ 100m	19	Nivea SMITH	JR	11.37w	4/16/10	3.5	0.51	4.01	
▶ 200m	3	Sheniqua FERGUSON	SR	22.87	5/29/10	26	2.13	28.13	
▶ 200m	10	Nivea SMITH	JR	23.08	4/16/10	12	1.17	13.17	
▶ 200m	24	Joanna ATKINS	SR	23.38	4/8/10	1	0.35	1.35	
▶ 200m	34	Kai SELVON	SO	23.52	5/29/10	0.5	0.14	0.64	
▶ 200m	47	Cache ARMBRISTER	SR	23.62	4/16/10	0.075	0.00	0.08	
▶ 400m	2	Joanna ATKINS	SR	51.52	5/29/10	28	3.13	31.13	
▶ 400m	32	Lakeshia WILLIAMS	JR	53.61	4/16/10	0.6	0.04	0.64	
▶ 5000m	36	Hollie KNIGHT	JR	16:17.65	5/1/10	0.4	0.15	0.55	
▶ 10k	39	Hollie KNIGHT	JR	34:56.75	4/16/10	0.275	0.00	0.28	
▶ H100	27	Krystal BODIE	SR	13.41	4/16/10	0.85	0.18	1.03	
▶ H400	39	Latoya PARKINSON	SR	59.07	4/8/10	0.275	0.00	0.28	
▶ 4x100	5			43.38	5/13/10	22	2.29	24.29	
▶ 4x400	8			3:33.16	5/13/10	16	1.14	17.14	
▶ HJ	18	Maya PRESSLEY	SO	1.80m	5-10¼	5/13/10	4	0.61	4.61
Team Total								149.19	

"Scrd As", short for "Scored As", Standing used for place points portion of performance's score combining preseason data (when applied) to current season data

Numbers in BLACK are both the performance's actual NCAA rank AND "scored as" rank Numbers in RED indicate actual NCAA rank does not exist or is worse than "scored as" rank Numbers in BLUE indicate actual NCAA rank is better than "scored as" rank

USTFCCCA Non-Member

Non-Member Schools Will NOT be ranked, beginning Week 2



2011 Outdoor Track & Field, Preseason

Only those who score >0.01 pts are shown
D denotes multiple-event rule in affect

WOMEN

11 **Arizona** ▲ 2
 Pacific-10 Conference

Event	Scrd As	Athlete	Yr	Scored	Mark	Date	Pl. Pts.	Bonus	TOTAL
Scored bests come from CURRENT season									
▶ SP	4	Alyssa HASSLEN	SO	17.10m	56-1¼	3/18/11	24	2.40	26.40
▶ SP	18	Baillie GIBSON	FR	16.13m	52-11	3/18/11	4	0.44	4.44
▶ DISC	24	Baillie GIBSON	FR	51.70m	169-7	3/18/11	1	0.15	1.15
▶ HT	49	Taylor BUSH	JR	55.99m	183-8	3/18/11	0.025	0.00	0.03
▶ HT	50	Taylor FREEMAN	SO	55.89m	183-4	3/18/11	0.01	0.00	0.01
Scored bests come from PRE-SEASON DATA									
▶ 800m	8	Christina RODGERS	SR	2:04.47		5/29/10	16	1.46	17.46
▶ 5000m	35	Hannah MOEN	JR	16:17.31		4/15/10	0.45	0.17	0.62
▶ 5000m	40	Megan MEYER	SO	16:21.54		4/15/10	0.25	0.01	0.26
▶ 10k	14	Megan MEYER	SO	33:46.96		5/15/10	7	0.82	7.82
▶ H100	23	LaTisha HOLDEN	SR	13.34		5/1/10	1.5	0.36	1.86
▶ H100	42	Dahlys MARSHALL	JR	13.56		5/27/10	0.2	0.00	0.20
▶ H400	19	Georganne MOLINE	SO	57.88		5/29/10	3.5	0.45	3.95
▶ Steeple	17	Hannah MOEN	JR	10:13.13		6/10/10	4.5	0.71	5.21
▶ Steeple	20	Margaret CALLAHAN	SR	10:16.86		5/15/10	3	0.54	3.54
▶ 4x100	47			45.35		5/1/10	0.075	0.00	0.08
▶ 4x400	11			3:33.40		5/27/10	10	1.07	11.07
▶ HJ	1	Brigetta BARRETT	SO	1.89m	6-2¼	4/3/10	30	4.18	34.18
▶ HJ	44	Courtney HAYES	JR	1.75m	5-8¾	4/3/10	0.15	0.00	0.15
▶ SP	6	Julie LABONTE	SO	16.82m	55-2¼	4/3/10	20	1.58	21.58
▶ DISC	20	Alyssa HASSLEN	SO	52.20m	171-3	5/1/10	3	0.30	3.30
▶ DISC	38	Julie LABONTE	SO	50.43m	165-5	5/1/10	0.3	0.00	0.30
▶ JAV	37	Asia EASLEY	SO	46.85m	153-8	5/1/10	0.35	0.00	0.35
▶ JAV	48	Leigh BERNSTEIN	SR	45.76m	150-1	4/8/10	0.05	0.00	0.05
Team Total									144.01

12 **Stanford** ▲ 2
 Pacific-10 Conference

Event	Scrd As	Athlete	Yr	Scored	Mark	Date	Pl. Pts.	Bonus	TOTAL
Scored bests come from CURRENT season									
▶ JAV	16	Eda KAREGIN	SR	49.44m	162-2	3/5/11	5	0.59	5.59
Scored bests come from PRE-SEASON DATA									
▶ 100m	34	Carissa LEVINGSTON	SO	11.51		5/29/10	0.5	0.02	0.52
▶ 200m	28	Carissa LEVINGSTON	SO	23.43		5/1/10	0.8	0.27	1.07
▶ 1500m	43	Madeline DUHON	SR	4:22.30		5/1/10	0.175	0.00	0.17
▶ 5000m	12	Kathy KROEGER	SO	16:01.13		5/1/10	9	1.00	10.00
▶ 5000m	38	Stephanie MARCY	SR	16:18.51		5/1/10	0.3	0.12	0.42
▶ 10k	8	Stephanie MARCY	SR	33:32.92		6/12/10	16	1.43	17.43
▶ 10k	12	Georgia GRIFFIN	JR	33:39.52		3/26/10	9	1.08	10.08
▶ 10k	17	Kate NIEHAUS	SR	33:55.33		5/15/10	4.5	0.56	5.06
▶ Steeple	15	Emilie AMARO	SO	10:11.68		5/2/09	6	0.77	6.77
▶ 4x100	16			44.50		5/27/10	5	0.46	5.46
▶ PV	6	Katerina STEFANIDI	JR	4.30m	14-1¼	3/26/10	20	1.86	21.86
▶ LJ	5	Arantxa KING	SR	6.57m	21-6¾	6/12/10	22	2.38	24.38
▶ LJ	16	Brittni DIXON-SMITH	SR	6.33mw	20-9¾	4/10/10	5	0.53	5.53
▶ LJ	40	Whitney LIEHR	SR	6.15m	20-2¼	5/15/10	0.25	0.00	0.25
▶ TJ	19	Whitney LIEHR	SR	12.93m	42-5¾	5/15/10	3.5	0.47	3.97
▶ TJ	19	Arantxa KING	SR	12.93m	42-5¾	5/15/10	3.5	0.47	3.97
▶ HEPT	13	Whitney LIEHR	SR	5,459		5/10/09	8	0.86	8.86
Team Total									131.40

"Scrd As", short for "Scored As", Standing used for place points portion of performance's score combining preseason data (when applied) to current season data

Numbers in BLACK are both the performance's actual NCAA rank AND "scored as" rank Numbers in RED indicate actual NCAA rank does not exist or is worse than "scored as" rank Numbers in BLUE indicate actual NCAA rank is better than "scored as" rank

USTFCCCA Non-Member

Non-Member Schools Will NOT be ranked, beginning Week 2



2011 Outdoor Track & Field, Preseason

Only those who score >0.01 pts are shown
D denotes multiple-event rule in affect

WOMEN

13

Texas Tech

Big 12 Conference

▲ **23**

Event	Scrd As	Athlete	Yr	Scored Mark	Date	Pl. Pts.	Bonus	TOTAL	
Scored bests come from CURRENT season									
▶ 200m	25	Candace JACKSON	SO	23.39	3/18/11	0.95	0.33	1.28	
▶ 200m	36	Taylor EVANS	JR	23.53	3/18/11	0.4	0.13	0.53	
▶ H100	15	Kelsey LLOYD	SR	13.25	3/18/11	6	0.59	6.59	
▶ H100	36	Katie GRIMES	SO	13.51	3/18/11	0.4	0.00	0.40	
Scored bests come from PRE-SEASON DATA									
▶ 100m	7	Terra EVANS	JR	11.22w	3/26/10	18	1.54	19.54	
▶ 200m	15	Terra EVANS	JR	23.18w	4/23/10	6	0.83	6.83	
▶ 400m	9	Taylor EVANS	JR	52.63	5/29/10	14	1.05	15.05	
▶ 800m	18	Caroline JEPLETING	JR	2:05.70	4/10/10	4	0.53	4.53	
▶ 5000m	29	Rose TANUI	SR	16:13.30	4/15/10	0.75	0.31	1.06	
▶ 10k	48	Rose TANUI	SR	35:06.40	5/12/10	0.05	0.00	0.05	
▶ 4x100	9			44.18	5/27/10	14	0.86	14.86	
▶ 4x400	12			3:33.54	5/27/10	9	1.03	10.03	
▶ PV	4	Shade WEYGANDT	SO	4.34m	14-2%	5/14/10	24	2.51	26.51
▶ SP	15	Kelly CLOSSE	JR	16.40m	53-9%	4/3/10	6	0.77	6.77
▶ SP	27	Ifeatu OKAFOR	SO	15.83m	51-11%	4/23/10	0.85	0.07	0.92
Team Total								114.97	

15

Tennessee

Southeastern Conference

▲ **11**

Event	Scrd As	Athlete	Yr	Scored Mark	Date	Pl. Pts.	Bonus	TOTAL	
Scored bests come from PRE-SEASON DATA									
▶ 400m	44	Nijgia SNAPP	SO	53.97	4/30/10	0.15	0.00	0.15	
▶ 800m	1	Chanelle PRICE	JR	2:03.30	5/17/09	30	2.57	32.57	
▶ 800m	34	Brittany SHEFFEY	JR	2:06.86	4/7/10	0.5	0.17	0.67	
▶ 1500m	20	Brittany SHEFFEY	JR	4:18.74	5/29/10	3	0.44	3.44	
▶ 1500m	39	Liz COSTELLO	JR	4:21.65	5/29/09	0.275	0.03	0.30	
▶ 5000m	42	Brittany SHEFFEY	JR	16:21.93	5/13/10	0.2	0.00	0.20	
▶ H400	12	Ellen WORTHAM	JR	57.55	5/29/10	9	0.84	9.84	
▶ 4x400	13			3:33.69	5/27/10	8	0.98	8.98	
▶ SP	5	Annie ALEXANDER	JR	17.07m	56-0	4/4/09	22	2.29	24.29
▶ DISC	2	Annie ALEXANDER	JR	57.53m	188-9	4/24/09	28	3.23	31.23
Team Total								111.67	

14

Kansas

Big 12 Conference

▲ **37**

Event	Scrd As	Athlete	Yr	Scored Mark	Date	Pl. Pts.	Bonus	TOTAL	
Scored bests come from CURRENT season									
▶ 4x100	46	Bradley, Dixon, Morris, Simpson		45.34	3/19/11	0.1	0.00	0.10	
▶ DISC	47	Jessica MAROSZEK	FR	49.44m	162-2	3/19/11	0.075	0.00	0.08
▶ JAV	21	Heather BERGMANN	SO	48.56m	159-4	3/19/11	2.5	0.30	2.80
Scored bests come from PRE-SEASON DATA									
▶ 400m	30	Taylor WASHINGTON	SO	53.50	5/27/10	0.7	0.11	0.81	
▶ 10k	44	Allie MARQUIS	SO	35:00.22	5/14/10	0.15	0.00	0.15	
▶ H400	43	Taissa MAKHAMAYVA	SO	59.24	4/14/10	0.175	0.00	0.17	
▶ Steeple	8	Rebeka STOWE	JR	10:03.41	5/14/10	16	1.41	17.41	
▶ 4x400	28			3:37.04	5/27/10	0.8	0.22	1.02	
▶ LJ	4	Francine SIMPSON	SR	6.58m	21-7%	4/10/10	24	2.49	26.49
▶ LJ	11	Andrea GEUBELLE	SO	6.37m	20-10%	5/27/10	10	0.69	10.69
▶ TJ	3	Andrea GEUBELLE	SO	13.39m	43-11%	4/21/10	26	1.88	27.88
▶ HT	4	Alena KRECHYK	JR	64.57m	211-10	3/31/10	24	2.34	26.34
Team Total								113.95	

"Scrd As", short for "Scored As", Standing used for place points portion of performance's score combining preseason data (when applied) to current season data
 Numbers in BLACK are both the performance's actual NCAA rank AND "scored as" rank Numbers in RED indicate actual NCAA rank does not exist or is worse than "scored as" rank Numbers in BLUE indicate actual NCAA rank is better than "scored as" rank

USTFCCCA Non-Member Non-Member Schools Will NOT be ranked, beginning Week 2



2011 Outdoor Track & Field, Preseason

Only those who score >0.01 pts are shown
D denotes multiple-event rule in affect

WOMEN

16  **Arizona State** ▲30
Pacific-10 Conference

Event	Scrd As	Athlete	Yr	Scored	Mark	Date	Pl. Pts.	Bonus	TOTAL
Scored bests come from CURRENT season									
▶ LJ	26	Alycia HERRING	FR	6.25m	20-6¼	3/18/11	0.9	0.21	1.11
▶ LJ	46	Keia PINNICK	SO	6.12m	20-1	3/18/11	0.1	0.00	0.10
▶ HT	38	Cj NAVARRO	JR	57.08m	187-3	3/18/11	0.3	0.00	0.30
Scored bests come from PRE-SEASON DATA									
▶ 100m	40	Jasmine CHANEY	SR	11.56		4/24/10	0.25	0.00	0.25
▶ 200m	29	Jasmine CHANEY	SR	23.44		3/19/10	0.75	0.26	1.01
▶ 400m	11	Dominique' MALOY	SR	52.69		5/29/10	10	0.97	10.97
▶ 10k	35	Lindsay PRESCOTT	SO	34:46.82		5/15/10	0.45	0.00	0.45
▶ H100	17	Jasmine CHANEY	SR	13.26		5/29/10	4.5	0.56	5.06
▶ H100	48	Christabel NETTEY	SO	13.62		4/15/10	0.05	0.00	0.05
▶ H400	16	Jasmine CHANEY	SR	57.67		5/29/10	5	0.70	5.70
▶ H400	23	Keia PINNICK	SO	58.03		5/29/10	1.5	0.35	1.85
▶ Steeple	30	Cherise MCNAIR	SR	10:26.40		5/15/10	0.7	0.13	0.83
▶ Steeple	31	Kauren TARVER	JR	10:26.61		4/15/10	0.65	0.13	0.78
▶ 4x100	17			44.54		5/27/10	4.5	0.43	4.93
▶ 4x400	24			3:36.31		5/15/10	1	0.33	1.33
▶ PV	34	Cara CARPENTER	JR	4.00m	13-1½	4/15/10	0.5	0.00	0.50
▶ LJ	22	Christabel NETTEY	SO	6.28m	20-7¼	5/1/10	2	0.33	2.33
▶ LJ	48	Constance EZUGHHA	SO	6.11m	20-½	4/8/10	0.05	0.00	0.05
▶ SP	1	Anna JELMINI	FR	17.63m	57-10¼	5/20/10	30	4.28	34.28
▶ DISC	1	Anna JELMINI	FR	60.80m	199-5	5/22/10	30	6.02	36.02
▶ DISC	28	Cj NAVARRO	JR	51.24m	168-1	4/15/10	0.8	0.02	0.82
▶ HEPT	24	Keia PINNICK	SO	5,219		5/15/10	1	0.15	1.15
▶ HEPT	27	Samantha HENDERSON	SR	5,126		5/15/10	0.85	0.00	0.85
Team Total									110.72

17  **BYU** ▲19
Mountain West Conference

Event	Scrd As	Athlete	Yr	Scored	Mark	Date	Pl. Pts.	Bonus	TOTAL
Scored bests come from PRE-SEASON DATA									
▶ 400m	45	Natalie STEWART	JR	54.02		4/21/10	0.125	0.00	0.13
▶ 800m	4	Lacey BLEAZARD	JR	2:03.89		5/12/10	24	2.01	26.01
▶ 800m	6	Nachelle STEWART	JR	2:04.26		5/29/10	20	1.66	21.66
▶ 800m	48	Sarah EDWARDS	JR	2:07.53		4/8/10	0.05	0.00	0.05
▶ 1500m	12	Katie PALMER-COX	SR	4:16.44		4/11/09	9	1.00	10.00
▶ 1500m	14	Lacey BLEAZARD	JR	4:17.10		4/11/09	7	0.82	7.82
▶ 1500m	49	Kari HARDT	SR	4:22.70		4/15/10	0.025	0.00	0.03
▶ 10k	11	Cecily LEMMON-LEW	SR	33:38.24		4/16/09	10	1.14	11.14
▶ Steeple	32	Katy ANDREWS	JR	10:27.00		4/15/10	0.6	0.11	0.71
▶ 4x100	29			44.88		5/12/10	0.75	0.19	0.94
▶ HJ	6	Ada ROBINSON	JR	1.82m	5-11½	5/12/10	20	1.21	21.21
▶ HJ	44	Diana BLAUER	JR	1.75m	5-8¾	4/9/10	0.15	0.00	0.15
▶ PV	15	Rachel Brooke FISHER	SO	4.11m	13-5¼	3/31/10	6	0.48	6.48
▶ PV	32	Kelli EHARDT	JR	4.01m	13-1¼	3/31/10	0.6	0.00	0.60
▶ HT	39	Tipaleli FOTU	SR	56.84m	186-5	5/27/10	0.275	0.00	0.28
▶ JAV	33	Allyson WARDELL	SO	47.06m	154-4	5/27/10	0.55	0.00	0.55
Team Total									107.75

18  **Miami (Fla.)** ▼7
Atlantic Coast Conference

Event	Scrd As	Athlete	Yr	Scored	Mark	Date	Pl. Pts.	Bonus	TOTAL
Scored bests come from CURRENT season									
▶ H400	34	Thandi STEWART	FR	58.87		3/18/11	0.5	0.00	0.50
Scored bests come from PRE-SEASON DATA									
▶ 100m	28	Tarika WILLIAMS	SR	11.49w		4/15/10	0.8	0.09	0.89
▶ 100m	35	Ashley DUKES	JR	11.52		5/14/10	0.45	0.00	0.45
▶ H100	1	Ti'erra BROWN	SR	12.74		6/10/10	30	3.78	33.78
▶ H400	1	Ti'erra BROWN	SR	54.74		5/29/10	30	5.81	35.81
▶ H400	14	Takecia JAMESON	SR	57.58		6/10/10	7	0.80	7.80
▶ 4x100	8			43.96		5/14/10	16	1.19	17.19
▶ 4x400	16			3:34.33		5/27/10	5	0.78	5.78
▶ HJ	29	Megan NOVINGER	SR	1.77m	5-9¾	4/10/10	0.75	0.13	0.88
Team Total									103.07

"Scrd As", short for "Scored As", Standing used for place points portion of performance's score combining preseason data (when applied) to current season data
Numbers in BLACK are both the performance's actual NCAA rank AND "scored as" rank Numbers in RED indicate actual NCAA rank does not exist or is worse than "scored as" rank Numbers in BLUE indicate actual NCAA rank is better than "scored as" rank



2011 Outdoor Track & Field, Preseason

Only those who score >0.01 pts are shown
D denotes multiple-event rule in affect

WOMEN

19

Penn State
Big Ten Conference

▼ **15**

Event	Scrd As	Athlete	Yr	Scored Mark	Date	Pl. Pts.	Bonus	TOTAL	
Scored bests come from PRE-SEASON DATA									
▶ 100m	15	Shavon GREAVES	SR	11.33w	4/2/10	6	0.67	6.67	
▶ 200m	7	Shavon GREAVES	SR	23.07	4/2/10	18	1.22	19.22	
▶ 1500m	29	Caitlin LANE	JR	4:20.40	5/1/10	0.75	0.20	0.95	
▶ H100	50	Evonne BRITTON	SO	13.65	4/30/10	0.01	0.00	0.01	
▶ H400	12	Megan DUNCAN	SR	57.55	5/29/10	9	0.84	9.84	
▶ H400	15	Evonne BRITTON	SO	57.61	5/29/10	6	0.77	6.77	
▶ 4x100	18			44.57	5/27/10	4	0.41	4.41	
▶ 4x400	4			3:30.74	6/12/10	24	2.22	26.22	
▶ LJ	21	Bianca FUNG	SR	6.30mw	20-8	5/27/10	2.5	0.41	2.91
▶ JAV	5	Karlee MCQUILLEN	SR	52.17m	171-2	6/12/10	22	1.76	23.76
Team Total								100.74	

20

SMU
Conference USA

▲ **31**

Event	Scrd As	Athlete	Yr	Scored Mark	Date	Pl. Pts.	Bonus	TOTAL	
Scored bests come from CURRENT season									
▶ HJ	44	Viktoria LEKS	JR	1.75m	5-8½	3/18/11	0.15	0.00	0.15
▶ HJ	44	Lisa EGARTER	FR	1.75m	5-8½	3/18/11	0.15	0.00	0.15
▶ HT	12	Ayla GILL	JR	61.70m	202-5	3/18/11	9	0.96	9.96
Scored bests come from PRE-SEASON DATA									
▶ 5000m	5	Silje FJORTOFT	SR	15:55.23	4/17/09	22	1.63	23.63	
▶ Steeple	3	Silje FJORTOFT	SR	9:56.73	3/27/09	26	2.28	28.28	
▶ Steeple	11	Silje FJORTOFT	SR	10:08.20	5/27/10	D	10	0.98	2.98
▶ Steeple	35	Kristine EIKREM-ENGESET	JR	10:28.71	5/13/10	0.45	0.04	0.49	
▶ Steeple	43	Klara BODINSON	SO	10:31.32	4/15/10	0.175	0.00	0.17	
▶ SP	9	Simone DU TOIT	JR	16.71m	54-10	5/27/10	14	1.31	15.31
▶ DISC	7	Simone DU TOIT	JR	54.80m	179-9	5/27/10	18	1.30	19.30
Team Total								100.43	

21

Colorado
Big 12 Conference

▲ **3**

Event	Scrd As	Athlete	Yr	Scored Mark	Date	Pl. Pts.	Bonus	TOTAL	
Scored bests come from PRE-SEASON DATA									
▶ 1500m	1	Jessica PIXLER	SR	4:11.06	4/17/10	30	3.26	33.26	
▶ 1500m	37	Emma COBURN	JR	4:21.37	5/1/10	0.35	0.07	0.42	
▶ 5000m	2	Jessica PIXLER	SR	15:44.07	3/26/10	D	28	2.91	4.91
▶ 5000m	23	Laura THWEATT	SR	16:11.55	4/15/10	1.5	0.38	1.88	
▶ 10k	29	Laura THWEATT	SR	34:34.41	3/26/10	0.75	0.00	0.75	
▶ Steeple	1	Emma COBURN	JR	9:51.86	6/12/10	30	2.95	32.95	
▶ Steeple	5	Shalaya KIPP	SO	9:59.37	6/12/10	22	1.92	23.92	
Team Total								98.08	

22

Washington State
Pacific-10 Conference

▲ **19**

Event	Scrd As	Athlete	Yr	Scored Mark	Date	Pl. Pts.	Bonus	TOTAL	
Scored bests come from CURRENT season									
▶ JAV	3	Courtney KIRKWOOD	JR	52.94m	173-8	3/19/11	26	2.41	28.41
Scored bests come from PRE-SEASON DATA									
▶ 800m	10	Anna LAYMAN	SR	2:05.17	5/29/10	12	0.86	12.86	
▶ 4x400	35			3:38.45	5/27/10	0.45	0.01	0.46	
▶ HJ	9	Holly PARENT	SO	1.81m	5-11½	5/27/10	14	0.90	14.90
▶ PV	50	Kendall MAYS	SR	3.95m	12-11½	4/10/10	0.01	0.00	0.01
▶ HT	23	Kjirsten JENSEN	JR	58.74m	192-8	5/1/10	1.5	0.21	1.71
▶ JAV	1	Marissa TSCHIDA	SR	56.71m	186-0	3/31/10	30	5.92	35.92
▶ JAV	34	Jennifer HAMILTON	JR	46.93m	153-11	5/1/10	0.5	0.00	0.50
▶ HEPT	36	Angela JENSEN	SR	5,017	5/15/10	0.4	0.00	0.40	
Team Total								95.17	

"Scrd As", short for "Scored As", Standing used for place points portion of performance's score combining preseason data (when applied) to current season data
 Numbers in BLACK are both the performance's actual NCAA rank AND "scored as" rank Numbers in RED indicate actual NCAA rank does not exist or is worse than "scored as" rank Numbers in BLUE indicate actual NCAA rank is better than "scored as" rank
USTFCCCA Non-Member Non-Member Schools Will NOT be ranked, beginning Week 2



2011 Outdoor Track & Field, Preseason

Only those who score >0.01 pts are shown
D denotes multiple-event rule in affect

WOMEN

23

Indiana

Big Ten Conference

▼ 7

Event	Scrd As	Athlete	Yr	Scored Mark	Date	Pl. Pts.	Bonus	TOTAL
Scored bests come from PRE-SEASON DATA								
▶ 800m	30	Lindsey HARTMAN	SR	2:06.40	5/7/10	0.7	0.31	1.01
▶ 5000m	44	Chelsea BLANCHARD	JR	16:22.62	3/26/10	0.15	0.00	0.15
▶ 5000m	47	Sarah PEASE	SR	16:24.02	5/14/10	0.075	0.00	0.08
▶ 10k	16	Sarah PEASE	SR	33:51.86	3/26/10	D 5	0.64	2.64
▶ Steeple	4	Sarah PEASE	SR	9:56.91	6/12/10	24	2.26	26.26
▶ Steeple	42	Caitlin ENGEL	JR	10:31.27	5/14/10	0.2	0.00	0.20
▶ PV	5	Vera NEUENSWANDER	SR	4.31m	14-1% 5/30/09	22	2.00	24.00
▶ PV	19	Kelsie AHBE	SO	4.10m	13-5% 6/12/10	3.5	0.42	3.92
▶ PV	27	Stephanie CHIN	SR	4.05m	13-3% 5/17/09	0.85	0.12	0.97
▶ SP	2	Faith SHERRILL	SR	17.20m	56-5% 5/27/10	28	2.75	30.75
▶ SP	28	Monique RIDDICK		15.77m	51-9 5/23/09	0.8	0.00	0.80
▶ DISC	37	Faith SHERRILL	SR	50.47m	165-7 5/14/10	0.35	0.00	0.35
▶ HT	24	Faith SHERRILL	SR	58.46m	191-9 5/7/10	1	0.15	1.15
Team Total								92.28

25

Southern Illinois

Missouri Valley Conference

▼ 16

Event	Scrd As	Athlete	Yr	Scored Mark	Date	Pl. Pts.	Bonus	TOTAL
Scored bests come from PRE-SEASON DATA								
▶ 400m	37	Kandise THOMPSON	JR	53.73	4/10/10	0.35	0.00	0.35
▶ H100	49	Meredith HAYES	SR	13.63	5/29/10	0.025	0.00	0.03
▶ H400	45	Tredene DAVIS	SR	59.33	5/29/10	0.125	0.00	0.13
▶ 4x400	34			3:38.43	4/21/10	0.5	0.01	0.51
▶ TJ	32	Malaikah LOVE	JR	12.70m	41-8 5/14/10	0.6	0.08	0.68
▶ SP	13	Jeneva MCCALL	JR	16.54m	54-3% 6/12/10	8	0.95	8.95
▶ SP	21	Gwen BERRY	SR	15.99m	52-5% 4/30/10	2.5	0.27	2.77
▶ DISC	4	Jeneva MCCALL	JR	56.72m	186-1 5/14/10	24	2.54	26.54
▶ DISC	49	Rickael ROACH	JR	49.41m	162-1 4/21/10	0.025	0.00	0.03
▶ HT	5	Jeneva MCCALL	JR	64.12m	210-4 5/27/10	22	2.13	24.13
▶ HT	8	Gwen BERRY	SR	62.26m	204-3 4/21/10	16	1.23	17.23
▶ HT	16	Olga CIURA	SR	60.26m	197-8 5/27/10	5	0.59	5.59
▶ HT	32	Rickael ROACH	JR	57.83m	189-8 5/14/10	0.6	0.00	0.60
Team Total								87.52

24

Baylor

Big 12 Conference

▼ 4

Event	Scrd As	Athlete	Yr	Scored Mark	Date	Pl. Pts.	Bonus	TOTAL
Scored bests come from CURRENT season								
▶ 200m	34	Diamond RICHARDSON	JR	23.52	3/18/11	0.5	0.14	0.64
▶ SP	19	Skylar WHITE	SO	16.11m	52-10% 3/18/11	3.5	0.42	3.92
Scored bests come from PRE-SEASON DATA								
▶ 100m	16	Tiffany TOWNSEND	SR	11.34w	6/10/10	5	0.62	5.62
▶ 200m	7	Tiffany TOWNSEND	SR	23.07	5/14/10	18	1.22	19.22
▶ 400m	12	Diamond RICHARDSON	JR	52.71	5/1/10	9	0.94	9.94
▶ 10k	40	Samantha PATTY	JR	34:56.90	3/26/10	0.25	0.00	0.25
▶ H400	21	Christina HOLLAND	SO	57.94	3/31/10	2.5	0.40	2.90
▶ Steeple	37	Kristen HANSELKA	JR	10:28.96	5/14/10	0.35	0.03	0.38
▶ 4x100	12			44.24	6/10/10	9	0.77	9.77
▶ 4x400	10			3:33.32	4/21/10	12	1.09	13.09
▶ HJ	34	Dess MEEK	SR	1.76m	5-9% 5/1/10	0.5	0.00	0.50
▶ TJ	11	Jessica UBANYIONWU	JR	13.09m	42-11% 5/27/10	10	0.74	10.74
▶ DISC	11	Skylar WHITE	SO	54.08m	177-5 6/12/10	10	0.88	10.88
Team Total								87.85

26

California

Pacific-10 Conference

Event	Scrd As	Athlete	Yr	Scored Mark	Date	Pl. Pts.	Bonus	TOTAL
Scored bests come from PRE-SEASON DATA								
▶ 400m	14	Alima KAMARA	SO	52.75	5/29/10	7	0.89	7.89
▶ 400m	50	Jasmine JOSEPH	SO	54.12	5/1/10	0.01	0.00	0.01
▶ 800m	11	Sofia OBERG	SO	2:05.27	5/1/10	10	0.80	10.80
▶ 5000m	1	Laurynne CHETETLAT	SO	15:43.31	5/27/09	30	2.99	32.99
▶ 5000m	17	Deborah MAIER	JR	16:07.20	6/12/10	4.5	0.55	5.05
▶ 4x100	36			44.97	5/27/10	0.4	0.12	0.52
▶ 4x400	26			3:36.81	5/27/10	0.9	0.25	1.15
▶ HJ	18	Kristen MEISTER	SR	1.80m	5-10% 4/3/10	4	0.61	4.61
▶ PV	19	Allison STOKKE	SR	4.10m	13-5% 5/27/10	3.5	0.42	3.92
▶ PV	41	Theresa RAUB	SR	3.97m	13-% 5/15/10	0.225	0.00	0.22
▶ TJ	11	Tracey STEWART	SR	13.09mw	42-11% 5/15/10	10	0.74	10.74
Team Total								77.91

"Scrd As", short for "Scored As", Standing used for place points portion of performance's score combining preseason data (when applied) to current season data
 Numbers in BLACK are both the performance's actual NCAA rank AND "scored as" rank Numbers in RED indicate actual NCAA rank does not exist or is worse than "scored as" rank Numbers in BLUE indicate actual NCAA rank is better than "scored as" rank
USTFCCCA Non-Member Non-Member Schools Will NOT be ranked, beginning Week 2



2011 Outdoor Track & Field, Preseason

Only those who score >0.01 pts are shown
D denotes multiple-event rule in affect

WOMEN

27 **TCU** ▲ **19**
 Mountain West Conference

Event	Scrd As	Athlete	Yr	Scored Mark	Date	Pl. Pts.	Bonus	TOTAL	
Scored bests come from CURRENT season									
▶ 100m	4	Jessica YOUNG	SR	11.14w	3/18/11	24	2.41	26.41	
▶ 100m	41	Veronica JONES	FR	11.57	3/18/11	0.225	0.00	0.22	
▶ 4x100	29	Pearl, Corinealdi, Hill, Jones		44.88	3/18/11	0.75	0.19	0.94	
▶ SP	42	Kelsey SAMUELS	SO	15.44m	50-8	3/18/11	0.2	0.00	0.20
Scored bests come from PRE-SEASON DATA									
▶ 200m	13	Jessica YOUNG		23.16	5/29/09	8	0.90	8.90	
▶ 400m	20	Kristal JUAREZ	SR	53.02	5/12/10	3	0.51	3.51	
▶ 400m	35	Quinterra CHARLES	SO	53.69	5/12/10	0.45	0.00	0.45	
▶ H100	17	Larissa MATTHEWS	SO	13.26	5/29/10	4.5	0.56	5.06	
▶ 4x400	40			3:39.16	5/12/10	0.25	0.00	0.25	
▶ LJ	3	Whitney GIPSON	JR	6.60m	21-8	5/12/10	26	2.73	28.73
▶ SP	38	Stormy HARRISON	SR	15.53m	50-11½	5/12/10	0.3	0.00	0.30
Team Total								74.97	

29 **Georgia** ▼ **3**
 Southeastern Conference

Event	Scrd As	Athlete	Yr	Scored Mark	Date	Pl. Pts.	Bonus	TOTAL	
Scored bests come from PRE-SEASON DATA									
▶ 100m	19	Georgina NEMBHARD	SR	11.37	4/9/10	3.5	0.51	4.01	
▶ 200m	43	Georgina NEMBHARD	SR	23.60	4/2/10	0.175	0.02	0.20	
▶ 1500m	19	Kristie KRUEGER	JR	4:18.58	4/2/10	3.5	0.46	3.96	
▶ 10k	22	Bridget LYONS	SR	34:02.80	6/12/10	2	0.42	2.42	
▶ HJ	23	Saniel ATKINSON	SO	1.78m	5-10	3/20/10	1.5	0.29	1.79
▶ HJ	34	Carin WALKER	JR	1.76m	5-9¼	4/17/10	0.5	0.00	0.50
▶ PV	12	Jade REIBOLD	SO	4.17m	13-8¾	4/17/10	9	0.84	9.84
▶ TJ	17	Maria AUGUTIS	SO	13.00mw	42-8	4/17/10	4.5	0.58	5.08
▶ TJ	28	Colleen FELIX	JR	12.75m	41-10	4/3/10	0.8	0.16	0.96
▶ TJ	30	LaTroya DARRELL	SR	12.74m	41-9¾	5/13/10	0.7	0.15	0.85
▶ HT	3	Nikola LOMNICKA	JR	66.07m	216-9	4/2/10	26	3.21	29.21
▶ HT	45	Alesha ASIJE	SR	56.28m	184-7	5/27/10	0.125	0.00	0.13
▶ JAV	40	Colleen FELIX	JR	46.75m	153-4	5/22/10	0.25	0.00	0.25
▶ HEPT	12	Lucie ONDRASCHKOVA	SO	5,467	5/13/10	9	0.89	9.89	
▶ HEPT	25	Colleen FELIX	JR	5,178	5/22/09	0.95	0.03	0.98	
Team Total								70.07	

28 **North Carolina** ▲ **38**
 Atlantic Coast Conference

Event	Scrd As	Athlete	Yr	Scored Mark	Date	Pl. Pts.	Bonus	TOTAL	
Scored bests come from PRE-SEASON DATA									
▶ 800m	25	Dominique JACKSON	SR	2:06.16	4/15/10	0.95	0.38	1.33	
▶ 1500m	5	Ashley VERPLANK	JR	4:14.10	5/16/10	22	1.92	23.92	
▶ H100	32	LaToya JAMES	SR	13.48	4/15/10	0.6	0.01	0.61	
▶ H400	3	LaToya JAMES	SR	56.63	4/2/10	26	2.27	28.27	
▶ 4x400	22			3:36.09	4/2/10	2	0.36	2.36	
▶ HJ	9	Patience COLEMAN	SR	1.81m	5-11¼	4/15/10	14	0.90	14.90
▶ HJ	34	Ariel ROBERTS	SO	1.76m	5-9¾	5/16/10	0.5	0.00	0.50
▶ LJ	34	Chrishawn WILLIAMS	SO	6.18m	20-3¾	5/8/10	0.5	0.00	0.50
▶ LJ	46	Tyler FORD	JR	6.12m	20-1	5/8/10	0.1	0.00	0.10
▶ TJ	40	Briana HUDSON	SO	12.61mw	41-4½	5/8/10	0.25	0.00	0.25
▶ TJ	43	Michelle NEWMAN	JR	12.57mw	41-3	5/27/10	0.175	0.00	0.17
▶ HEPT	48	Ariel ROBERTS	SO	4,913	5/11/10	0.05	0.00	0.05	
Team Total								72.97	

"Scrd As", short for "Scored As", Standing used for place points portion of performance's score combining preseason data (when applied) to current season data
 Numbers in BLACK are both the performance's actual NCAA rank AND "scored as" rank Numbers in RED indicate actual NCAA rank does not exist or is worse than "scored as" rank Numbers in BLUE indicate actual NCAA rank is better than "scored as" rank



2011 Outdoor Track & Field, Preseason

Only those who score >0.01 pts are shown
D denotes multiple-event rule in affect

WOMEN

30  **Nebraska** ▼11
Big 12 Conference

Event	Scrd As	Athlete	Yr	Scored Mark	Date	Pl. Pts.	Bonus	TOTAL	
Scored bests come from PRE-SEASON DATA									
▶ 1500m	41	Ashley MILLER	JR	4:22.01	4/15/10	0.225	0.00	0.22	
▶ H100	32	Arna EREGA	SR	13.48	5/1/10	0.6	0.01	0.61	
▶ H100	42	Karyn LACOUR	SR	13.56	3/19/10	0.2	0.00	0.20	
▶ HJ	34	Audrey SVANE	SR	1.76m	5-9½	5/8/10	0.5	0.00	0.50
▶ HJ	44	Chantae MCMILLAN	SR	1.75m	5-8½	5/14/10	0.15	0.00	0.15
▶ HJ	44	Lorena MENGHIA	SR	1.75m	5-8½	5/14/10	0.15	0.00	0.15
▶ PV	6	Natalie WILLER	SR	4.30m	14-1¼	4/14/10	20	1.86	21.86
▶ PV	30	Rachel BIRTLES	SR	4.04m	13-3	5/14/10	0.7	0.06	0.76
▶ PV	47	Cami JISKRA	JR	3.96m	12-11½	5/8/10	0.075	0.00	0.08
▶ TJ	25	Arna EREGA	SR	12.77mw	41-10½	5/27/10	0.95	0.20	1.15
▶ SP	40	Veronica GRIZZLE	SO	15.48m	50-9½	5/27/10	0.25	0.00	0.25
▶ SP	42	Amanda LATSCH	SR	15.44m	50-8	5/8/10	0.2	0.00	0.20
▶ DISC	33	Morgan WILKEN	SO	50.84m	166-9	5/14/10	0.55	0.00	0.55
▶ DISC	46	Samantha MUSIL	SR	49.54m	162-6	5/8/10	0.1	0.00	0.10
▶ HT	17	Jade HODSON	JR	59.07m	193-9	5/14/10	4.5	0.30	4.80
▶ HT	31	Victoria ZIMMERMAN	JR	57.90m	189-11	5/1/10	0.65	0.01	0.66
▶ HT	43	Samantha MUSIL	SR	56.65m	185-10	5/1/10	0.175	0.00	0.17
▶ JAV	15	Roxi GRIZZLE	JR	49.75m	163-2	4/14/10	6	0.69	6.69
▶ HEPT	6	Chantae MCMILLAN	SR	5,583	6/12/10	20	1.50	21.50	
▶ HEPT	15	Megan WHEATLEY	SR	5,420	6/12/10	6	0.75	6.75	
Team Total								67.34	

32  **Virginia Tech** ▼27
Atlantic Coast Conference

Event	Scrd As	Athlete	Yr	Scored Mark	Date	Pl. Pts.	Bonus	TOTAL	
Scored bests come from PRE-SEASON DATA									
▶ 100m	48	Ogechi NWANERI	JR	11.59	3/26/10	0.05	0.00	0.05	
▶ Steeple	49	Samantha DOW	JR	10:35.01	4/15/10	0.025	0.00	0.03	
▶ 4x100	27			44.76	4/15/10	0.85	0.27	1.12	
▶ 4x400	7			3:33.15	4/2/10	18	1.15	19.15	
▶ PV	34	Kelly PHILLIPS	SR	4.00m	13-1¼	4/29/10	0.5	0.00	0.50
▶ SP	12	Samira BURKHARDT		16.62m	54-6½	6/12/10	9	1.10	10.10
▶ HT	2	Dorotea HABAZIN	SR	66.74m	218-11	5/14/10	28	3.68	31.68
Team Total								62.63	

31  **North Dakota State**
The Summit League

Event	Scrd As	Athlete	Yr	Scored Mark	Date	Pl. Pts.	Bonus	TOTAL	
Scored bests come from PRE-SEASON DATA									
▶ 800m	35	Christine BRUINS	SR	2:07.05	5/29/10	0.45	0.11	0.56	
▶ HJ	6	Toni TOLLEFSON	SO	1.82m	5-11½	4/2/10	20	1.21	21.21
▶ PV	6	Leslie BROST	JR	4.30m	14-1¼	4/15/10	20	1.86	21.86
▶ LJ	8	Whitney CARLSON	SR	6.44mw	21-1½	4/21/10	16	1.22	17.22
▶ LJ	44	Kristen KILLORAN	JR	6.13m	20-1½	4/21/10	0.15	0.00	0.15
▶ TJ	48	Kristen KILLORAN	JR	12.53m	41-1½	5/13/10	0.05	0.00	0.05
▶ HEPT	18	Whitney CARLSON	SR	5,343	4/14/10	4	0.52	4.52	
Team Total								65.58	

34  **Ohio State** ▲32
Big Ten Conference

Event	Scrd As	Athlete	Yr	Scored Mark	Date	Pl. Pts.	Bonus	TOTAL	
Scored bests come from PRE-SEASON DATA									
▶ 100m	24	Madison MCNARY	JR	11.40	5/27/10	1	0.40	1.40	
▶ 100m	38	Christina MANNING	JR	11.54	4/30/10	0.3	0.00	0.30	
▶ 400m	17	Shaniqua MCGINNIS	JR	52.84	5/14/10	4.5	0.76	5.26	
▶ 10k	38	Sarah FOSTER	SR	34:53.82	5/14/10	0.3	0.00	0.30	
▶ H100	6	Letecia WRIGHT	SR	13.05	5/29/10	20	1.46	21.46	
▶ H100	10	Christina MANNING	JR	13.10	5/14/10	12	1.20	13.20	
▶ 4x100	32			44.91	5/14/10	0.6	0.17	0.77	
▶ 4x400	19			3:35.43	4/21/10	3.5	0.46	3.96	
▶ HJ	29	Ashley GALBRAITH	JR	1.77m	5-9½	5/14/10	0.75	0.13	0.88
▶ JAV	12	Maggie MULLEN	JR	50.65m	166-2	5/14/10	9	0.98	9.98
Team Total								57.51	

"Scrd As", short for "Scored As", Standing used for place points portion of performance's score combining preseason data (when applied) to current season data
 Numbers in BLACK are both the performance's actual NCAA rank AND "scored as" rank Numbers in RED indicate actual NCAA rank does not exist or is worse than "scored as" rank Numbers in BLUE indicate actual NCAA rank is better than "scored as" rank
USTFCCCA Non-Member Non-Member Schools Will NOT be ranked, beginning Week 2



2011 Outdoor Track & Field, Preseason

Only those who score >0.01 pts are shown
D denotes multiple-event rule in affect

WOMEN

35

Washington

Pacific-10 Conference

▲31

Event	Scrd As	Athlete	Yr	Scored Mark	Date	Pl. Pts.	Bonus	TOTAL
Scored bests come from PRE-SEASON DATA								
▶ 800m	32	Christine BABCOCK	SO	2:06.55	4/11/09	0.6	0.26	0.86
▶ 1500m	11	Christine BABCOCK	SO	4:16.10	6/11/09	10	1.10	11.10
▶ 1500m	40	Marie LAWRENCE	JR	4:21.89	3/26/10	0.25	0.00	0.25
▶ 5000m	3	Marie LAWRENCE	JR	15:50.36	3/27/09	26	2.18	28.18
▶ Steeple	10	Marie LAWRENCE	JR	10:06.09	6/10/10	D 12	1.17	3.17
▶ HJ	44	Kelly MCNAMEE	SO	1.75m 5-8¾	3/27/09	0.15	0.00	0.15
▶ TJ	50	Shaniae LAKES	SO	12.50m 41-¾	4/10/10	0.01	0.00	0.01
▶ DISC	39	Elisa BRYANT	JR	50.34m 165-2	5/29/09	0.275	0.00	0.28
▶ HT	29	Elisa BRYANT	JR	58.07m 190-6	5/2/09	0.75	0.05	0.80
▶ JAV	11	Brooke PIGHIN	SR	51.06m 167-6	4/23/10	10	1.12	11.12
Team Total								55.92

36

Princeton

Ivy League

▼3

Event	Scrd As	Athlete	Yr	Scored Mark	Date	Pl. Pts.	Bonus	TOTAL
Scored bests come from PRE-SEASON DATA								
▶ 5000m	10	Alex BANFICH	JR	16:00.40	4/15/10	12	1.06	13.06
▶ 5000m	13	Ashley HIGGINSON	SR	16:02.32	4/15/10	D 8	0.91	2.91
▶ 10k	18	Sarah CUMMINGS	SR	33:55.91	4/15/10	4	0.55	4.55
▶ Steeple	2	Ashley HIGGINSON	SR	9:52.73	6/12/10	28	2.83	30.83
▶ Steeple	26	Melissa NEWBERY	SO	10:25.59	5/14/10	0.9	0.17	1.07
▶ PV	34	Tory WORTHEN	SO	4.00m 13-1½	5/8/10	0.5	0.00	0.50
▶ SP	49	Thanithia BILLINGS	SR	15.26m 50-¾	4/20/10	0.025	0.00	0.03
▶ HT	21	Emma RUGGIERO	SR	58.83m 193-0	5/8/10	2.5	0.24	2.74
Team Total								55.68

37

Alabama

Southeastern Conference

▼17

Event	Scrd As	Athlete	Yr	Scored Mark	Date	Pl. Pts.	Bonus	TOTAL
Scored bests come from PRE-SEASON DATA								
▶ H100	4	Kimberley LAING	SR	12.92	5/29/10	24	2.34	26.34
▶ H400	49	Talaya OWENS	SR	59.39	5/27/10	0.025	0.00	0.03
▶ 4x100	22			44.66	5/27/10	2	0.35	2.35
▶ HJ	5	Krystle SCHADE	JR	1.83m 6-0	4/16/10	22	1.53	23.53
▶ SP	23	Wilamena HOPKINS	SO	15.93m 52-3¼	5/27/10	1.5	0.20	1.70
▶ JAV	31	Meghan AUSTIN	SR	47.24m 155-0	5/13/10	0.65	0.00	0.65
▶ JAV	45	Rebekah HOPPIS	SO	46.00m 150-11	5/13/10	0.125	0.00	0.13
▶ HEPT	44	Rachel ROBBS	JR	4,962	5/13/10	0.15	0.00	0.15
Team Total								54.87

38

Kansas State

Big 12 Conference

Event	Scrd As	Athlete	Yr	Scored Mark	Date	Pl. Pts.	Bonus	TOTAL
Scored bests come from PRE-SEASON DATA								
▶ 800m	24	Sara STOAKES	SO	2:06.15	4/21/10	1	0.39	1.39
▶ H400	28	Ryann KRAIS	JR	58.34	5/15/10	0.8	0.17	0.97
▶ Steeple	9	Martina TRESCH	SO	10:04.27	5/14/10	14	1.33	15.33
▶ LJ	11	Nina KOKOT	JR	6.37m 20-10¾	4/3/10	10	0.69	10.69
▶ TJ	9	TiAra WALPOOL		13.15m 43-1¼	5/30/10	14	0.87	14.87
▶ JAV	20	Ali PISTORA	SR	48.61m 159-5	3/19/10	3	0.31	3.31
▶ HEPT	14	Ryann KRAIS	JR	5,426	5/15/10	7	0.77	7.77
Team Total								54.33

39

Iowa State

Big 12 Conference

▼31

Event	Scrd As	Athlete	Yr	Scored Mark	Date	Pl. Pts.	Bonus	TOTAL
Scored bests come from PRE-SEASON DATA								
▶ 5000m	20	Semehar TESFAYE	JR	16:08.67	5/14/10	D 3	0.48	2.48
▶ 5000m	22	Betsy SAINA	JR	16:10.69	5/14/10	D 2	0.41	2.41
▶ 10k	2	Betsy SAINA	JR	33:13.13	6/12/10	28	2.50	30.50
▶ 10k	19	Semehar TESFAYE	JR	33:55.95	6/12/10	3.5	0.55	4.05
▶ H400	10	Kianna ELAHI	JR	57.40	5/14/10	12	1.01	13.01
▶ HT	40	Britta CHRISTOFFERSON	SR	56.82m 186-5	4/8/10	0.25	0.00	0.25
Team Total								52.71

"Scrd As", short for "Scored As", Standing used for place points portion of performance's score combining preseason data (when applied) to current season data

Numbers in BLACK are both the performance's actual NCAA rank AND "scored as" rank Numbers in RED indicate actual NCAA rank does not exist or is worse than "scored as" rank Numbers in BLUE indicate actual NCAA rank is better than "scored as" rank

USTFCCCA Non-Member

Non-Member Schools Will NOT be ranked, beginning Week 2



2011 Outdoor Track & Field, Preseason

Only those who score >0.01 pts are shown
D denotes multiple-event rule in affect

WOMEN

40

New Mexico
Mountain West Conference

▲ 10

Event	Scrd As	Athlete	Yr	Scored Mark	Date	Pl. Pts.	Bonus	TOTAL
Scored bests come from PRE-SEASON DATA								
▶ 5000m	7	Ruth SENIOR	JR	15:57.32	3/26/10	18	1.39	19.39
▶ Steeple	13	Ruth SENIOR	JR	10:09.14	5/1/10	D	8	2.90
▶ LJ	22	Deanna YOUNG	SR	6.28m	20-7% 5/12/10	2	0.33	2.33
▶ TJ	4	Deanna YOUNG	SR	13.38m	43-10% 3/31/10	24	1.83	25.83
Team Total								50.45

41

South Carolina
Southeastern Conference

▲ 10

Event	Scrd As	Athlete	Yr	Scored Mark	Date	Pl. Pts.	Bonus	TOTAL
Scored bests come from CURRENT season								
▶ HJ	44	Jeannelle SCHEPER	FR	1.75m	5-8% 3/17/11	0.15	0.00	0.15
▶ DISC	41	Aimee KODAT	SR	50.12m	164-5 3/17/11	0.225	0.00	0.22
Scored bests come from PRE-SEASON DATA								
▶ 100m	12	Lakya BROOKINS	SR	11.31	4/17/10	9	0.81	9.81
▶ 100m	12	Shayla MAHAN	SR	11.31	5/27/10	9	0.81	9.81
▶ 100m	25	Gabrielle GLENN	SR	11.42	4/17/10	0.95	0.33	1.28
▶ 100m	41	Tatianna FISHER	SO	11.57w	3/27/10	0.225	0.00	0.22
▶ 200m	25	Kelsey MCCORKLE	JR	23.39	5/8/10	0.95	0.33	1.28
▶ 400m	13	Nadonna RODRIQUES	JR	52.72	4/2/10	8	0.93	8.93
▶ H100	31	Janica AUSTIN	SR	13.46	4/2/10	0.65	0.06	0.71
▶ H400	31	Janica AUSTIN	SR	58.60	5/13/10	0.65	0.02	0.67
▶ Steeple	22	Beatrice BIWOTT	JR	10:20.14	5/13/10	2	0.40	2.40
▶ 4x100	11			44.23	4/2/10	10	0.79	10.79
▶ 4x400	20			3:35.58	5/27/10	3	0.44	3.44
Team Total								49.73

42

Georgetown
BIG EAST Conference

▲ 4

Event	Scrd As	Athlete	Yr	Scored Mark	Date	Pl. Pts.	Bonus	TOTAL
Scored bests come from PRE-SEASON DATA								
▶ 800m	13	Renee TOMLIN	SR	2:05.34	6/5/10	D	8	0.76
▶ 800m	23	Emily INFELD	SO	2:06.05	5/16/09	1.5	0.42	1.92
▶ 800m	45	Rachel SCHNEIDER	SO	2:07.43	5/14/10	0.125	0.00	0.13
▶ 1500m	4	Emily INFELD	SO	4:13.61	5/1/10	24	2.13	26.13
▶ 1500m	10	Renee TOMLIN	SR	4:15.82	5/10/10	12	1.18	13.18
▶ 1500m	23	Rachel SCHNEIDER	SO	4:19.16	5/29/10	1.5	0.38	1.88
▶ 5000m	45	Katie MCCAFFERTY	SO	16:22.69	3/27/09	0.125	0.00	0.13
▶ 10k	33	Emily JONES	SO	34:44.86	4/30/10	0.55	0.00	0.55
▶ H400	25	London FINLEY	JR	58.10	5/27/10	0.95	0.31	1.26
▶ Steeple	46	Kelsey MALMQUIST	SR	10:33.11	4/16/10	0.1	0.00	0.10
▶ 4x100	24			44.69	4/20/10	1	0.32	1.32
▶ 4x400	38			3:38.96	4/8/10	0.3	0.00	0.30
Team Total								49.65

43

UCLA
Pacific-10 Conference

▼ 18

Event	Scrd As	Athlete	Yr	Scored Mark	Date	Pl. Pts.	Bonus	TOTAL
Scored bests come from CURRENT season								
▶ 400m	24	Turquoise THOMPSON	SO	53.13	3/17/11	1	0.36	1.36
▶ PV	24	Allison KORESSEL	SO	4.07m	13-4% 3/17/11	1	0.24	1.24
Scored bests come from PRE-SEASON DATA								
▶ 400m	18	Ashlea MCLAUGHLIN	SR	52.92	5/1/10	4	0.65	4.65
▶ 400m	38	Joy EATON	SR	53.74	5/1/10	0.3	0.00	0.30
▶ 10k	41	Kelcie WIEMANN	SR	34:58.17	3/26/10	0.225	0.00	0.22
▶ H100	14	Lindsay ROWE	SR	13.24	5/15/10	7	0.61	7.61
▶ H400	5	Turquoise THOMPSON	SO	56.92	5/15/10	22	1.75	23.75
▶ 4x400	14			3:34.08	5/27/10	7	0.86	7.86
▶ PV	41	Tori ANTHONY	SR	3.97m	13-¾ 4/10/10	0.225	0.00	0.22
▶ TJ	30	Ke'Nyia RICHARDSON	JR	12.74mw	41-9% 5/30/09	0.7	0.15	0.85
Team Total								48.08

"Scrd As", short for "Scored As", Standing used for place points portion of performance's score combining preseason data (when applied) to current season data

Numbers in BLACK are both the performance's actual NCAA rank AND "scored as" rank Numbers in RED indicate actual NCAA rank does not exist or is worse than "scored as" rank Numbers in BLUE indicate actual NCAA rank is better than "scored as" rank

USTFCCCA Non-Member


Non-Member Schools Will NOT be ranked, beginning Week 2




2011 Outdoor Track & Field, Preseason

Only those who score >0.01 pts are shown
D denotes multiple-event rule in affect


WOMEN

44  **Southern Miss** ▲ 7
 Conference USA


Event	Scrd As	Athlete	Yr	Scored Mark	Date	Pl. Pts.	Bonus	TOTAL
Scored bests come from PRE-SEASON DATA								
▶ 100m	12	Chastity RIGGIEN	SR	11.31	5/27/10	9	0.81	9.81
▶ 200m	43	Chastity RIGGIEN	SR	23.60	5/13/10	0.175	0.02	0.20
▶ 4x100	38			45.05	5/13/10	0.3	0.07	0.37
▶ HJ	6	Ke'Airra JONES	JR	1.82m	5-11½	20	1.21	21.21
▶ LJ	9	Tori BOWIE	JR	6.43m	21-1¼	14	1.14	15.14
Team Total								46.72

47  **Maryland** ▼ 16
 Atlantic Coast Conference


Event	Scrd As	Athlete	Yr	Scored Mark	Date	Pl. Pts.	Bonus	TOTAL
Scored bests come from PRE-SEASON DATA								
▶ H400	9	Kiani PROFIT	SR	57.35	5/14/10	14	1.07	15.07
▶ 4x100	50			45.42	5/6/10	0.01	0.00	0.01
▶ LJ	42	Ashley HENDRIX	JR	6.14mw	20-1¼	0.2	0.00	0.20
▶ HEPT	4	Kiani PROFIT	SR	5,686	4/15/10	24	2.09	26.09
Team Total								41.37

45  **UCF** ▲ 1
 Conference USA

Event	Scrd As	Athlete	Yr	Scored Mark	Date	Pl. Pts.	Bonus	TOTAL
Scored bests come from PRE-SEASON DATA								
▶ 100m	10	Lynne LAYNE	SR	11.28w	4/10/09	12	1.02	13.02
▶ 100m	18	Sheila PAUL	JR	11.36	5/27/10	4	0.55	4.55
▶ H100	5	Jackie COWARD	JR	12.99w	5/13/10	22	1.80	23.80
▶ H100	34	Karessa FARLEY	SR	13.50	4/17/10	0.5	0.00	0.50
▶ H400	41	Jackie COWARD	JR	59.11	3/26/10	0.225	0.00	0.22
▶ H400	42	Aisha FRAZIER	JR	59.20	5/13/10	0.2	0.00	0.20
▶ 4x100	38			45.05	5/13/10	0.3	0.07	0.37
▶ LJ	26	Sonnisha WILLIAMS	SO	6.25m	20-6¼	0.9	0.21	1.11
Team Total								43.77

48  **Michigan State** ▼ 15
 Big Ten Conference

Event	Scrd As	Athlete	Yr	Scored Mark	Date	Pl. Pts.	Bonus	TOTAL
Scored bests come from PRE-SEASON DATA								
▶ 100m	45	Erica MANN	SR	11.58	4/30/10	0.125	0.00	0.13
▶ 1500m	17	Emily MACLEOD	SR	4:18.50	5/14/10	D 4.5	0.47	2.47
▶ 5000m	15	Emily MACLEOD	SR	16:06.75	6/12/10	6	0.58	6.58
▶ 4x100	41			45.16	5/14/10	0.225	0.00	0.22
▶ HJ	9	Rebecca BUCHHOLTZ	JR	1.81m	5-11¼	14	0.90	14.90
▶ SP	48	Ashley LAWRENCE	SR	15.29m	50-2	0.05	0.00	0.05
▶ DISC	9	Beth ROHL	SO	54.48m	178-9	14	1.12	15.12
▶ DISC	31	Ashley LAWRENCE	SR	50.94m	167-1	0.65	0.00	0.65
▶ HT	35	Beth ROHL	SO	57.44m	188-5	0.45	0.00	0.45
Team Total								40.56

46  **Virginia**
 Atlantic Coast Conference

Event	Scrd As	Athlete	Yr	Scored Mark	Date	Pl. Pts.	Bonus	TOTAL
Scored bests come from PRE-SEASON DATA								
▶ 1500m	8	Morgane GAY	SO	4:15.56	6/11/09	16	1.28	17.28
▶ 10k	10	Catherine WHITE	SR	33:37.83	4/16/09	12	1.16	13.16
▶ Steeple	12	Stephanie GARCIA	SR	10:08.48	5/15/09	9	0.96	9.96
▶ TJ	34	Whitney ROSE	SO	12.69m	41-7¼	0.5	0.06	0.56
▶ SP	45	Maureen LAFFAN	JR	15.34m	50-4	0.125	0.00	0.13
▶ SP	47	Emily VANNOY	SO	15.30m	50-2½	0.075	0.00	0.08
▶ JAV	42	Tara KARIN	JR	46.33m	152-0	0.2	0.00	0.20
Team Total								41.37

"Scrd As", short for "Scored As", Standing used for place points portion of performance's score combining preseason data (when applied) to current season data
 Numbers in BLACK are both the performance's actual NCAA rank AND "scored as" rank Numbers in RED indicate actual NCAA rank does not exist or is worse than "scored as" rank Numbers in BLUE indicate actual NCAA rank is better than "scored as" rank



2011 Outdoor Track & Field, Preseason

Only those who score >0.01 pts are shown
D denotes multiple-event rule in affect

WOMEN

49



Houston
Conference USA

▼ 3

Event	Scrd As	Athlete	Yr	Scored Mark	Date	Pl. Pts.	Bonus	TOTAL
Scored bests come from CURRENT season								
H100	15	Demeeka JONES	JR	13.25w	3/19/11	6	0.59	6.59
4x400	31	Harris, Wallace, Floyd, Johnson		3:37.61	3/19/11	0.65	0.13	0.78
Scored bests come from PRE-SEASON DATA								
100m	38	Grecia BOLTON	JR	11.54	5/29/10	0.3	0.00	0.30
100m	45	Whitney HARRIS	JR	11.58	5/29/10	0.125	0.00	0.13
200m	13	Christie JONES	SR	23.16	5/29/10	8	0.90	8.90
200m	31	Whitney HARRIS	JR	23.49	5/1/10	0.65	0.19	0.84
200m	33	Kalyn FLOYD	SR	23.51	5/27/10	0.55	0.16	0.71
4x100	6			43.68	6/10/10	20	1.61	21.61
LJ	32	Tai'Shea REESE	JR	6.21m	20-4½ 5/13/10	0.6	0.05	0.65
Team Total								40.49

50



Mississippi
Southeastern Conference

Event	Scrd As	Athlete	Yr	Scored Mark	Date	Pl. Pts.	Bonus	TOTAL
Scored bests come from PRE-SEASON DATA								
100m	36	Lajada BALDWIN	SR	11.53w	3/25/10	0.4	0.00	0.40
400m	10	Lajada BALDWIN	SR	52.67	5/27/10	12	1.00	13.00
400m	29	Sofie PERSSON	SR	53.41	4/16/10	0.75	0.17	0.92
H400	18	Sofie PERSSON	SR	57.82	5/29/10	4	0.52	4.52
4x100	34			44.96	4/16/10	0.5	0.13	0.63
4x400	17			3:34.60	4/21/10	4.5	0.70	5.20
PV	34	Neal TISHER	SO	4.00m	13-1½ 6/12/10	0.5	0.00	0.50
LJ	13	Brittany BOZEMAN	SO	6.36m	20-10½ 5/13/10	8	0.65	8.65
SP	17	Betty WILLIAMS	SR	16.30m	53-5½ 4/2/10	4.5	0.65	5.15
HT	41	Juliana SMITH	SR	56.72m	186-1 4/10/10	0.225	0.00	0.22
HEPT	31	Brittany BOZEMAN	SO	5,070	5/13/10	0.65	0.00	0.65
HEPT	49	Neal TISHER	SO	4,910	5/13/10	0.025	0.00	0.03
Team Total								39.87

51



Oklahoma State
Big 12 Conference

Event	Scrd As	Athlete	Yr	Scored Mark	Date	Pl. Pts.	Bonus	TOTAL
Scored bests come from PRE-SEASON DATA								
800m	40	Mihaela SUSA	SR	2:07.18	4/30/10	0.25	0.07	0.32
1500m	2	Mihaela SUSA	SR	4:13.08	4/15/10	28	2.36	30.36
10k	25	Felicity MILTON	SR	34:17.71	4/15/10	0.95	0.16	1.11
Steeple	47	Kendra WOODSON	JR	10:33.17	4/15/10	0.075	0.00	0.08
TJ	14	Clarissa ANDREWS	SR	13.06m	42-10¼ 5/27/10	7	0.69	7.69
Team Total								39.56

52



Boston College
Atlantic Coast Conference

Event	Scrd As	Athlete	Yr	Scored Mark	Date	Pl. Pts.	Bonus	TOTAL
Scored bests come from PRE-SEASON DATA								
800m	2	Caitlin BAILEY	SR	2:03.45	5/29/10	28	2.43	30.43
800m	16	Caroline KING	JR	2:05.45	5/14/10	5	0.69	5.69
800m	38	Jillian KING	SO	2:07.14	5/14/10	0.3	0.09	0.39
1500m	33	Caroline KING	JR	4:20.91	5/6/10	0.55	0.13	0.68
1500m	38	Caitlin BAILEY	SR	4:21.53	5/6/10	0.3	0.04	0.34
Team Total								37.53

53



UNLV
Mountain West Conference

Event	Scrd As	Athlete	Yr	Scored Mark	Date	Pl. Pts.	Bonus	TOTAL
Scored bests come from CURRENT season								
HT	1	Amanda BINGSON	JR	68.47m	224-7 3/18/11	30	4.89	34.89
HT	28	Chelsea CASSULO	JR	58.28m	191-2 3/4/11	0.8	0.10	0.90
Scored bests come from PRE-SEASON DATA								
4x100	33			44.95	5/12/10	0.55	0.14	0.69
4x400	46			3:40.24	5/12/10	0.1	0.00	0.10
Team Total								36.58

"Scrd As", short for "Scored As", Standing used for place points portion of performance's score combining preseason data (when applied) to current season data

Numbers in BLACK are both the performance's actual NCAA rank AND "scored as" rank Numbers in RED indicate actual NCAA rank does not exist or is worse than "scored as" rank Numbers in BLUE indicate actual NCAA rank is better than "scored as" rank

USTFCCCA Non-Member


Non-Member Schools Will NOT be ranked, beginning Week 2




2011 Outdoor Track & Field, Preseason

Only those who score >0.01 pts are shown
D denotes multiple-event rule in affect


WOMEN

54  **George Washington**
Atlantic 10 Conference


Event	Scrd As	Athlete	Yr	Scored Mark	Date	Pl. Pts.	Bonus	TOTAL
Scored bests come from PRE-SEASON DATA								
5000m	25	Megan HOGAN	SR	16:12.10	4/20/10	0.95	0.36	1.31
10k	1	Megan HOGAN	SR	32:34.95	3/26/10	30	4.64	34.64
Team Total								35.95

55  **Northwestern State**
Southland Conference


Event	Scrd As	Athlete	Yr	Scored Mark	Date	Pl. Pts.	Bonus	TOTAL	
Scored bests come from CURRENT season									
4x400	50	Griffin, Warren, Perkins, Lindsay		3:41.86	3/18/11	0.01	0.00	0.01	
Scored bests come from PRE-SEASON DATA									
4x100	43			45.25	5/1/10	0.175	0.00	0.17	
SP	8	Trecey REW	SR	16.74m	54-11½	4/16/10	16	1.39	17.39
DISC	8	Trecey REW	SR	54.57m	179-0	5/27/10	16	1.17	17.17
Team Total								34.74	

56  **Stony Brook**
America East Conference

Event	Scrd As	Athlete	Yr	Scored Mark	Date	Pl. Pts.	Bonus	TOTAL
Scored bests come from PRE-SEASON DATA								
800m	41	Lucy VAN DALEN	SR	2:07.25	5/1/10	0.225	0.05	0.28
1500m	3	Lucy VAN DALEN	SR	4:13.19	6/10/10	26	2.31	28.31
5000m	16	Holly VAN DALEN	JR	16:06.77	6/12/10	5	0.58	5.58
Team Total								34.17

57  **Villanova**
BIG EAST Conference

Event	Scrd As	Athlete	Yr	Scored Mark	Date	Pl. Pts.	Bonus	TOTAL	
Scored bests come from PRE-SEASON DATA									
800m	29	Sheila REID	JR	2:06.38	4/30/10	0.75	0.32	1.07	
1500m	13	Sheila REID	JR	4:16.66	6/12/10	8	0.94	8.94	
1500m	48	Amanda MARINO	SR	4:22.63	5/14/10	0.05	0.00	0.05	
5000m	21	Amanda MARINO	SR	16:10.57	6/12/10	D	2.5	0.41	2.41
5000m	31	Bogdana MIMIC	SO	16:14.65	6/12/10	0.65	0.26	0.91	
10k	15	Amanda MARINO	SR	33:47.63	4/30/10	6	0.79	6.79	
H100	11	Shericka WARD	JR	13.12	5/29/10	10	1.10	11.10	
Steeple	28	Alison SMITH	SR	10:26.29	4/30/10	0.8	0.14	0.94	
HJ	44	Audrey GARIEPY-BOGUI	SR	1.75m	5-8¾	4/20/10	0.15	0.00	0.15
PV	34	Ashlyn LLERANDI	SR	4.00m	13-1½	4/2/10	0.5	0.00	0.50
Team Total								32.87	

58  **Illinois**
Big Ten Conference

Event	Scrd As	Athlete	Yr	Scored Mark	Date	Pl. Pts.	Bonus	TOTAL	
Scored bests come from PRE-SEASON DATA									
200m	47	Melissa BATES	SR	23.62	5/29/10	0.075	0.00	0.08	
400m	23	Ashley KELLY	JR	53.07	5/14/10	1.5	0.45	1.95	
400m	34	Ryisha BOYD	JR	53.63	5/27/10	0.5	0.02	0.52	
10k	45	Elizabeth BOYLE	SR	35:00.39	5/14/10	0.125	0.00	0.13	
H100	8	Tamika ROBINSON	SR	13.06w	5/27/10	16	1.41	17.41	
H400	24	Latoya GRIFFITH	JR	58.05	5/29/10	1	0.34	1.34	
Steeple	24	Chantelle GROENEWOUD	SR	10:23.29	5/14/10	1	0.27	1.27	
Steeple	50	Maddie AUFMANN	SO	10:35.10	5/14/10	0.01	0.00	0.01	
4x100	21			44.64	4/16/10	2.5	0.36	2.86	
4x400	15			3:34.25	4/21/10	6	0.81	6.81	
HJ	44	Kendall MCCAUGHERTY	JR	1.75m	5-8¾	4/7/10	0.15	0.00	0.15
Team Total								32.51	

"Scrd As", short for "Scored As", Standing used for place points portion of performance's score combining preseason data (when applied) to current season data

Numbers in BLACK are both the performance's actual NCAA rank AND "scored as" rank Numbers in RED indicate actual NCAA rank does not exist or is worse than "scored as" rank Numbers in BLUE indicate actual NCAA rank is better than "scored as" rank

USTFCCCA Non-Member

Non-Member Schools Will NOT be ranked, beginning Week 2



2011 Outdoor Track & Field, Preseason

Only those who score >0.01 pts are shown
D denotes multiple-event rule in affect

WOMEN

59

San Diego State

Mountain West Conference

▲ **1**

Event	Scrd As	Athlete	Yr	Scored Mark	Date	Pl. Pts.	Bonus	TOTAL	
Scored bests come from CURRENT season									
▶ SP	44	Whitney ASHLEY	SR	15.39m	50-6	3/17/11	0.15	0.00	0.15
▶ DISC	45	Whitney ASHLEY	SR	49.56m	162-7	3/17/11	0.125	0.00	0.13
Scored bests come from PRE-SEASON DATA									
▶ PV	2	Stephanie JAMES	SR	4.35m	14-3¼	3/27/10	28	2.69	30.69
▶ PV	27	Kelsy HINTZ	SO	4.05m	13-3½	4/23/10	0.85	0.12	0.97
▶ TJ	50	Alex EVANS	SO	12.50mw	41-¼	5/12/10	0.01	0.00	0.01
▶ DISC	44	Jeanette MCCONNELL	SR	49.58m	162-8	4/23/10	0.15	0.00	0.15
▶ HEPT	46	Kiersten KIRKLAND	JR	4,949		4/8/10	0.1	0.00	0.10
Team Total								32.20	

61

Connecticut

BIG EAST Conference

▲ **1**

Event	Scrd As	Athlete	Yr	Scored Mark	Date	Pl. Pts.	Bonus	TOTAL	
Scored bests come from PRE-SEASON DATA									
▶ 100m	21	Trisha-Ann HAWTHORNE	SR	11.38		6/10/10	2.5	0.48	2.98
▶ 200m	21	Trisha-Ann HAWTHORNE	SR	23.30		5/14/10	2.5	0.47	2.97
▶ 4x100	14			44.43		5/14/10	7	0.51	7.51
▶ HJ	9	Jasmine CRIBB	SO	1.81m	5-11¼	4/20/10	14	0.90	14.90
▶ LJ	48	Whitney HOLDER	SO	6.11m	20-¾	4/30/10	0.05	0.00	0.05
▶ HT	42	Victoria FLOWERS	JR	56.68m	185-11	3/26/10	0.2	0.00	0.20
▶ JAV	23	Emma CROWCROFT	SO	48.23m	158-3	4/2/10	1.5	0.19	1.69
Team Total								30.30	

60

Wisconsin

Big Ten Conference

▼ **19**

Event	Scrd As	Athlete	Yr	Scored Mark	Date	Pl. Pts.	Bonus	TOTAL	
Scored bests come from CURRENT season									
▶ DISC	36	Taylor SMITH	SO	50.79m	166-7	3/17/11	0.4	0.00	0.40
Scored bests come from PRE-SEASON DATA									
▶ 5000m	43	Caitlin COMFORT	SO	16:22.28		5/1/10	0.175	0.00	0.17
▶ 10k	26	Caitlin COMFORT	SO	34:26.35		5/14/10	0.9	0.01	0.91
▶ H400	30	Egle STAISIUONAITE	SR	58.59		5/14/10	0.7	0.03	0.73
▶ HJ	23	Monika JAKUTYTE	JR	1.78m	5-10	5/27/10	1.5	0.29	1.79
▶ HJ	23	Dorcas AKINNIYI	SO	1.78m	5-10	5/14/10	1.5	0.29	1.79
▶ TJ	35	Jordan HELGREN	JR	12.66m	41-6½	5/14/10	0.45	0.01	0.46
▶ HEPT	5	Dorcas AKINNIYI	SO	5,584		5/14/10	22	1.50	23.50
▶ HEPT	22	Jessica FLAX	JR	5,253		5/14/10	2	0.25	2.25
Team Total								32.00	

62

Michigan

Big Ten Conference

▼ **12**

Event	Scrd As	Athlete	Yr	Scored Mark	Date	Pl. Pts.	Bonus	TOTAL	
Scored bests come from PRE-SEASON DATA									
▶ H100	34	Julian PURVIS	JR	13.50		5/27/10	0.5	0.00	0.50
▶ H400	40	Alex WILLIAMS	JR	59.08		5/27/10	0.25	0.00	0.25
▶ SP	33	Allison LISKE	JR	15.66m	51-4½	5/7/10	0.55	0.00	0.55
▶ DISC	3	Erin PENDLETON	SO	56.87m	186-7	4/30/10	26	2.66	28.66
Team Total								29.96	

63

Loyola Marymount

West Coast Conference

▼ **12**

Event	Scrd As	Athlete	Yr	Scored Mark	Date	Pl. Pts.	Bonus	TOTAL	
Scored bests come from PRE-SEASON DATA									
▶ 5000m	6	Tara ERDMANN	SR	15:55.64		4/15/10	D 20	1.58	3.58
▶ 10k	4	Tara ERDMANN	SR	33:22.79		3/26/10	24	1.97	25.97
▶ 10k	43	Cassandra SALAZAR	JR	34:59.56		4/15/10	0.175	0.00	0.17
Team Total								29.73	

"Scrd As", short for "Scored As", Standing used for place points portion of performance's score combining preseason data (when applied) to current season data

Numbers in BLACK are both the performance's actual NCAA rank AND "scored as" rank Numbers in RED indicate actual NCAA rank does not exist or is worse than "scored as" rank Numbers in BLUE indicate actual NCAA rank is better than "scored as" rank

USTFCCCA Non-Member

Non-Member Schools Will NOT be ranked, beginning Week 2



2011 Outdoor Track & Field, Preseason

Only those who score >0.01 pts are shown
D denotes multiple-event rule in affect

WOMEN

64



Wichita State

Missouri Valley Conference

Event	Scrd As	Athlete	Yr	Scored Mark	Date	Pl. Pts.	Bonus	TOTAL
Scored bests come from PRE-SEASON DATA								
5000m	41	Tonya NERO	SR	16:21.72	4/30/10	0.225	0.01	0.23
10k	7	Tonya NERO	SR	33:32.84	3/26/10	18	1.43	19.43
10k	49	Leah THOMPSON	SR	35:06.85	3/26/10	0.025	0.00	0.03
PV	47	Cassie CRAIG	JR	3.96m 12-11½	3/31/10	0.075	0.00	0.08
LJ	13	La'Taish BROWN	SR	6.36mw 20-10½	4/23/10	8	0.65	8.65
Team Total								28.41

67



Buffalo

Mid-American Conference

▼31

Event	Scrd As	Athlete	Yr	Scored Mark	Date	Pl. Pts.	Bonus	TOTAL
Scored bests come from CURRENT season								
DISC	30	Rebecca O'BRIEN	SO	51.11m 167-8	3/18/11	0.7	0.00	0.70
HT	26	Shant'e WHITE	JR	58.41m 191-7	3/18/11	0.9	0.13	1.03
JAV	49	Kathryn WESTON	SR	45.62m 149-8	3/18/11	0.025	0.00	0.03
Scored bests come from PRE-SEASON DATA								
SP	7	Kristy WOODS	JR	16.77m 55-¼	6/12/10	18	1.46	19.46
SP	16	Rebecca O'BRIEN	SO	16.31m 53-6¼	5/13/10	5	0.66	5.66
HT	34	Kristy WOODS	JR	57.45m 188-6	5/13/10	0.5	0.00	0.50
Team Total								27.38

65



Kentucky

Southeastern Conference

▼14

Event	Scrd As	Athlete	Yr	Scored Mark	Date	Pl. Pts.	Bonus	TOTAL
Scored bests come from PRE-SEASON DATA								
400m	39	Jenna MARTIN	SR	53.75	4/17/10	0.275	0.00	0.28
H100	45	Precious NWOKEY	JR	13.58	5/13/10	0.125	0.00	0.13
4x400	18			3:35.14	5/27/10	4	0.53	4.53
HJ	44	Precious NWOKEY	JR	1.75m 5-8½	5/13/10	0.15	0.00	0.15
SP	28	Jennifer SVOBODA	SR	15.77m 51-9	5/13/10	0.8	0.00	0.80
DISC	17	Mary ANGELL	SR	52.74m 173-0	4/23/10	4.5	0.47	4.97
HEPT	8	Precious NWOKEY	JR	5,543	5/13/10	16	1.27	17.27
Team Total								28.12

68



USF

BIG EAST Conference

Event	Scrd As	Athlete	Yr	Scored Mark	Date	Pl. Pts.	Bonus	TOTAL
Scored bests come from CURRENT season								
PV	9	Denise VON EYNATTEN	SR	4.27m 14-0	3/18/11	14	1.51	15.51
PV	13	Stephanie DUFFY	SR	4.12m 13-6¼	3/18/11	8	0.54	8.54
PV	41	Dana WEBB	SR	3.97m 13-¼	3/18/11	0.225	0.00	0.22
JAV	26	Casey WAGNER	JR	47.57m 156-1	3/18/11	0.9	0.00	0.90
Scored bests come from PRE-SEASON DATA								
Steeple	23	Nicole ROZARIO	JR	10:23.01	4/7/10	1.5	0.28	1.78
Team Total								26.96

66



UTEP

Conference USA

▼59

Event	Scrd As	Athlete	Yr	Scored Mark	Date	Pl. Pts.	Bonus	TOTAL
Scored bests come from PRE-SEASON DATA								
400m	25	Endurance ABINUWA	SR	53.24	4/10/10	0.95	0.29	1.24
1500m	46	Risper KIMAIYO	JR	4:22.59	5/13/10	0.1	0.00	0.10
5000m	11	Risper KIMAIYO	JR	16:00.67	5/1/10	10	1.04	11.04
5000m	18	Kathya GARCIA	SR	16:07.35	5/1/10	4	0.54	4.54
4x100	13			44.31	5/27/10	8	0.67	8.67
HT	27	Terran ALEXANDER	SR	58.34m 191-5	5/1/10	0.85	0.12	0.97
JAV	27	Laura MACAULEY	JR	47.45m 155-8	5/1/10	0.85	0.00	0.85
HEPT	39	Marine MENEZ	JR	4,990	3/31/10	0.275	0.00	0.28
Team Total								27.68

69



Long Beach State

Big West Conference

Event	Scrd As	Athlete	Yr	Scored Mark	Date	Pl. Pts.	Bonus	TOTAL
Scored bests come from CURRENT season								
JAV	19	Tara ROSS	SR	48.78m 160-0	3/17/11	3.5	0.37	3.87
Scored bests come from PRE-SEASON DATA								
JAV	6	Randi HICKS	SR	52.10m 170-11	3/4/10	20	1.72	21.72
Team Total								25.58

"Scrd As", short for "Scored As", Standing used for place points portion of performance's score combining preseason data (when applied) to current season data

Numbers in BLACK are both the performance's actual NCAA rank AND "scored as" rank Numbers in RED indicate actual NCAA rank does not exist or is worse than "scored as" rank Numbers in BLUE indicate actual NCAA rank is better than "scored as" rank

USTFCCCA Non-Member

Non-Member Schools Will NOT be ranked, beginning Week 2



2011 Outdoor Track & Field, Preseason

Only those who score >0.01 pts are shown
D denotes multiple-event rule in affect

WOMEN

70



DePaul

BIG EAST Conference

Event	Scrd As	Athlete	Yr	Scored Mark	Date	Pl. Pts.	Bonus	TOTAL
Scored bests come from PRE-SEASON DATA								
▶ 800m	22	Mary Cate QUIETT	SR	2:05.92	5/27/10	2	0.46	2.46
▶ JAV	9	Melissa FRASER	SR	51.47m 168-10	5/14/10	14	1.32	15.32
▶ JAV	14	Alanna KOVACS	JR	50.09m 164-4	5/27/10	7	0.80	7.80
Team Total								25.57

71



UC Santa Barbara

Big West Conference

▼38

Event	Scrd As	Athlete	Yr	Scored Mark	Date	Pl. Pts.	Bonus	TOTAL
Scored bests come from PRE-SEASON DATA								
▶ 10k	37	Breanne STRENKOWSKI	SR	34:50.28	3/26/10	0.35	0.00	0.35
▶ HJ	29	Barbara NWABA	SR	1.77m 5-9½	5/14/10	0.75	0.13	0.88
▶ TJ	42	Tamara THOMAS	JR	12.58m 41-3¾	5/27/10	0.2	0.00	0.20
▶ TJ	45	Taylor WILLIAMS	JR	12.55mw 41-2¾	5/1/10	0.125	0.00	0.13
▶ DISC	18	Irene KUJORE	JR	52.27m 171-6	4/15/10	4	0.33	4.33
▶ HEPT	7	Barbara NWABA	SR	5,552	5/7/10	18	1.32	19.32
Team Total								25.19

72



Columbia

Ivy League

Event	Scrd As	Athlete	Yr	Scored Mark	Date	Pl. Pts.	Bonus	TOTAL
Scored bests come from PRE-SEASON DATA								
▶ 400m	7	Sharay HALE	JR	52.45	5/29/10	18	1.30	19.30
▶ 1500m	46	Jackie DROUIN	SR	4:22.59	5/14/10	0.1	0.00	0.10
▶ H400	22	Kyra CALDWELL	JR	57.98	5/14/10	2	0.38	2.38
▶ Steeple	40	Julie QUINN	SR	10:29.46	4/20/10	0.25	0.01	0.26
▶ 4x400	21			3:35.69	5/8/10	2.5	0.42	2.92
▶ HJ	44	Monique ROBERTS	JR	1.75m 5-8¾	5/14/10	0.15	0.00	0.15
Team Total								25.11

73



Louisiana Tech

Western Athletic Conference

Event	Scrd As	Athlete	Yr	Scored Mark	Date	Pl. Pts.	Bonus	TOTAL
Scored bests come from PRE-SEASON DATA								
▶ 100m	23	Quanisha SALES	SO	11.39	5/12/10	1.5	0.44	1.94
▶ 100m	27	Chasidee LEWIS-BAKER	SR	11.47	5/27/10	0.85	0.16	1.01
▶ 200m	12	Quanisha SALES	SO	23.12w	5/1/10	9	1.02	10.02
▶ H100	37	Tiana DAVIS	SR	13.52	3/31/10	0.35	0.00	0.35
▶ 4x100	14			44.43	5/12/10	7	0.51	7.51
▶ 4x400	23			3:36.20	4/16/10	1.5	0.35	1.85
▶ LJ	30	Tiana DAVIS	SR	6.22mw 20-5	5/27/10	0.7	0.09	0.79
▶ LJ	37	Chelsea HAYES	SR	6.17m 20-3	5/12/10	0.35	0.00	0.35
▶ LJ	40	Quatisha WILLIAMS	SR	6.15mw 20-2¾	5/12/10	0.25	0.00	0.25
▶ TJ	35	Brittany GUY	SR	12.66m 41-6¾	5/12/10	0.45	0.01	0.46
▶ TJ	39	Quatisha WILLIAMS	SR	12.62m 41-5	5/12/10	0.275	0.00	0.28
▶ HEPT	42	Jesseka JONES	JR	4,969	5/12/10	0.2	0.00	0.20
Team Total								25.00

74



Georgia Tech

Atlantic Coast Conference

Event	Scrd As	Athlete	Yr	Scored Mark	Date	Pl. Pts.	Bonus	TOTAL
Scored bests come from CURRENT season								
▶ PV	15	Joanna WRIGHT	SR	4.11m 13-5¾	3/18/11	6	0.48	6.48
Scored bests come from PRE-SEASON DATA								
▶ H100	44	Melanie AKWULE	JR	13.57	5/27/10	0.15	0.00	0.15
▶ H400	27	Leslie NJOKU	SR	58.11	5/14/10	0.85	0.30	1.15
▶ HJ	9	Terri-Ann GRANT	JR	1.81m 5-11¼	4/15/10	14	0.90	14.90
▶ HJ	23	Bianca STEWART	JR	1.78m 5-10	5/27/10	1.5	0.29	1.79
▶ LJ	37	Jhanelle MCLEOD	JR	6.17m 20-3	5/14/10	0.35	0.00	0.35
▶ TJ	45	Jhanelle MCLEOD	JR	12.55m 41-2¾	5/1/10	0.125	0.00	0.13
Team Total								24.94

75



Charlotte

Atlantic 10 Conference

Event	Scrd As	Athlete	Yr	Scored Mark	Date	Pl. Pts.	Bonus	TOTAL
Scored bests come from PRE-SEASON DATA								
▶ 5000m	34	Amanda GOETSCHIUS	JR	16:16.97	4/16/10	0.5	0.18	0.68
▶ 10k	5	Amanda GOETSCHIUS	JR	33:23.12	3/26/10	22	1.96	23.96
Team Total								24.64

"Scrd As", short for "Scored As", Standing used for place points portion of performance's score combining preseason data (when applied) to current season data

Numbers in BLACK are both the performance's actual NCAA rank AND "scored as" rank Numbers in RED indicate actual NCAA rank does not exist or is worse than "scored as" rank Numbers in BLUE indicate actual NCAA rank is better than "scored as" rank

USTFCCCA Non-Member


Non-Member Schools Will NOT be ranked, beginning Week 2




2011 Outdoor Track & Field, Preseason

Only those who score >0.01 pts are shown
D denotes multiple-event rule in affect


WOMEN

76  **Yale** ▼14
Ivy League


Event	Scrd As	Athlete	Yr	Scored Mark	Date	Pl. Pts.	Bonus	TOTAL
Scored bests come from PRE-SEASON DATA								
▶ 800m	5	Kate GRACE	SR	2:04.22	5/29/10	22	1.70	23.70
▶ Steeple	34	Anne LOVELACE	JR	10:27.60	5/14/10	0.5	0.08	0.58
Team Total								24.28

80  **Providence** ▼29
BIG EAST Conference


Event	Scrd As	Athlete	Yr	Scored Mark	Date	Pl. Pts.	Bonus	TOTAL
Scored bests come from PRE-SEASON DATA								
▶ Steeple	6	Shelby GREANY	SO	10:00.88	6/12/10	20	1.72	21.72
Team Total								21.72

77  **Purdue**
Big Ten Conference


Event	Scrd As	Athlete	Yr	Scored Mark	Date	Pl. Pts.	Bonus	TOTAL	
Scored bests come from PRE-SEASON DATA									
▶ HJ	9	Emily BRESLIN	SR	1.81m	5-11¼	5/27/10	14	0.90	14.90
▶ LJ	24	Leah EBER	SR	6.26m	20-6½	4/16/10	1	0.25	1.25
▶ SP	33	Terri ANDERSON	JR	15.66m	51-4½	5/14/10	0.55	0.00	0.55
▶ DISC	15	Terri ANDERSON	JR	52.99m	173-10	4/30/10	6	0.54	6.54
Team Total								23.24	

81  **Montana State**
Big Sky Conference


Event	Scrd As	Athlete	Yr	Scored Mark	Date	Pl. Pts.	Bonus	TOTAL	
Scored bests come from PRE-SEASON DATA									
▶ PV	34	Stacey IRVINE	SR	4.00m	13-1½	5/27/10	0.5	0.00	0.50
▶ JAV	7	Emily TYRRELL	SR	52.06m	170-9	5/27/10	18	1.69	19.69
Team Total								20.19	

78  **Louisville** ▼42
BIG EAST Conference

Event	Scrd As	Athlete	Yr	Scored Mark	Date	Pl. Pts.	Bonus	TOTAL	
Scored bests come from PRE-SEASON DATA									
▶ HJ	29	Michelle THEOPHILLE	SO	1.77m	5-9¾	3/26/10	0.75	0.13	0.88
▶ LJ	28	Charachesicia LOCKHART	JR	6.24m	20-5¾	5/27/10	0.8	0.17	0.97
▶ SP	25	D'Ana MCCARTY	SR	15.91m	52-2½	4/30/10	0.95	0.17	1.12
▶ SP	25	Khadija ABDULLAH	JR	15.91m	52-2½	4/30/10	0.95	0.17	1.12
▶ DISC	19	D'Ana MCCARTY	SR	52.25m	171-5	5/14/10	3.5	0.32	3.82
▶ HT	9	D'Ana MCCARTY	SR	62.24m	204-2	4/10/10	14	1.22	15.22
Team Total								23.13	

82  **Notre Dame**
BIG EAST Conference

Event	Scrd As	Athlete	Yr	Scored Mark	Date	Pl. Pts.	Bonus	TOTAL
Scored bests come from PRE-SEASON DATA								
▶ 1500m	27	Rebecca TRACY	SO	4:20.18	4/10/10	0.85	0.23	1.08
▶ 10k	9	Jessica RYDBERG	SO	33:34.60	6/12/10	14	1.34	15.34
▶ H100	40	Nevada SORENSON	SO	13.55w	4/15/10	0.25	0.00	0.25
▶ HEPT	20	Maddie BUTTINGER	JR	5,278	4/30/10	3	0.33	3.33
Team Total								20.00

79  **Cal State Fullerton**
Big West Conference

Event	Scrd As	Athlete	Yr	Scored Mark	Date	Pl. Pts.	Bonus	TOTAL
Scored bests come from PRE-SEASON DATA								
▶ 200m	47	Ciara SHORT	SR	23.62	5/27/10	0.075	0.00	0.08
▶ 400m	6	Ciara SHORT	SR	52.36	5/27/09	20	1.43	21.43
▶ H100	27	Lauren WILLIAMS	SR	13.41	5/14/10	0.85	0.18	1.03
Team Total								22.54

"Scrd As", short for "Scored As", Standing used for place points portion of performance's score combining preseason data (when applied) to current season data
Numbers in BLACK are both the performance's actual NCAA rank AND "scored as" rank Numbers in RED indicate actual NCAA rank does not exist or is worse than "scored as" rank Numbers in BLUE indicate actual NCAA rank is better than "scored as" rank

USTFCCCA Non-Member Non-Member Schools Will NOT be ranked, beginning Week 2



2011 Outdoor Track & Field, Preseason

Only those who score >0.01 pts are shown
D denotes multiple-event rule in affect

WOMEN

83



Minnesota

Big Ten Conference

▼52

Event	Scrd As	Athlete	Yr	Scored Mark	Date	Pl. Pts.	Bonus	TOTAL	
Scored bests come from CURRENT season									
▶ 1500m	50	Elizabeth YETZER	SR	4:22.75	3/18/11	0.01	0.00	0.01	
▶ 4x100	44	Brooks, Giles, Johnson, Okoroji		45.29	3/18/11	0.15	0.00	0.15	
Scored bests come from PRE-SEASON DATA									
▶ 100m	45	Kylie PETERSON	JR	11.58	5/1/10	0.125	0.00	0.13	
▶ 1500m	32	Nikki SWENSON	SR	4:20.89	5/29/10	0.6	0.13	0.73	
▶ 10k	21	Amy LASKOWSKE	SR	33:59.70	4/15/10	2.5	0.48	2.98	
▶ PV	13	Samantha SONNENBERG	SR	4.12m	13-6¼	4/8/10	8	0.54	8.54
▶ PV	50	Becca PILKERTON	JR	3.95m	12-11¼	5/27/10	0.01	0.00	0.01
▶ LJ	16	Todea-Kay WILLIS	SO	6.33m	20-9¼	5/14/10	5	0.53	5.53
▶ DISC	31	Jessica CAGLE	SO	50.94m	167-1	4/16/10	0.65	0.00	0.65
▶ DISC	34	Nicole TZANAKIS	SR	50.81m	166-8	4/3/10	0.5	0.00	0.50
▶ HT	33	DeAnne HAHN	JR	57.78m	189-7	4/21/10	0.55	0.00	0.55

Team Total 19.78

84



Cal State Northridge

Big West Conference

Event	Scrd As	Athlete	Yr	Scored Mark	Date	Pl. Pts.	Bonus	TOTAL	
Scored bests come from PRE-SEASON DATA									
▶ 10k	27	Lilyanna MOREJON	SR	34:28.34	3/27/10	0.85	0.00	0.85	
▶ 4x100	47			45.35	5/14/10	0.075	0.00	0.08	
▶ 4x400	29			3:37.29	5/27/10	0.75	0.18	0.93	
▶ HJ	18	Desirae GONDER	SR	1.80m	5-10¼	5/14/10	4	0.61	4.61
▶ HEPT	10	Desirae GONDER	SR	5,512	5/7/10	12	1.09	13.09	

Team Total 19.55

85



East Carolina

Conference USA

▼19

Event	Scrd As	Athlete	Yr	Scored Mark	Date	Pl. Pts.	Bonus	TOTAL	
Scored bests come from PRE-SEASON DATA									
▶ HJ	9	Tynita BUTTS	SO	1.81m	5-11¼	5/27/10	14	0.90	14.90
▶ LJ	30	Tynita BUTTS	SO	6.22mw	20-5	5/13/10	0.7	0.09	0.79
▶ HT	22	Maegan LEWIS	SR	58.77m	192-9	3/18/10	2	0.22	2.22
▶ JAV	24	Nicole TOZZI	JR	48.14m	157-11	4/9/10	1	0.16	1.16

Team Total 19.07

86



Florida

Southeastern Conference

▼83

Event	Scrd As	Athlete	Yr	Scored Mark	Date	Pl. Pts.	Bonus	TOTAL	
Scored bests come from PRE-SEASON DATA									
▶ 100m	41	Alishea USERY	JR	11.57	4/2/10	0.225	0.00	0.22	
▶ 400m	42	Lanie WHITTAKER	SO	53.89	5/13/10	0.2	0.00	0.20	
▶ H400	33	Ugonna NDU	SO	58.79	4/2/10	0.55	0.00	0.55	
▶ Steeple	41	Genevieve LACAZE	JR	10:30.12	5/13/10	0.225	0.00	0.22	
▶ 4x100	49			45.39	3/26/10	0.025	0.00	0.03	
▶ 4x400	33			3:38.09	5/27/10	0.55	0.06	0.61	
▶ PV	41	Daisy GLASSER	SR	3.97m	13-¾	5/7/10	0.225	0.00	0.22
▶ SP	11	Keely MEDEIROS	JR	16.64m	54-7¼	4/2/10	10	1.15	11.15
▶ SP	23	Fidela JAMES	JR	15.93m	52-¾	5/27/10	1.5	0.20	1.70
▶ DISC	21	Keely MEDEIROS	JR	51.98m	170-6	4/17/10	2.5	0.24	2.74
▶ DISC	26	Ashley MILLER	SO	51.53m	169-0	5/7/10	0.9	0.10	1.00

Team Total 18.65

87



Cal Poly

Big West Conference

Event	Scrd As	Athlete	Yr	Scored Mark	Date	Pl. Pts.	Bonus	TOTAL	
Scored bests come from PRE-SEASON DATA									
▶ HJ	9	Whitney SISLER	JR	1.81m	5-11¼	5/27/10	14	0.90	14.90
▶ TJ	22	Jasmine PICKETT	SR	12.90m	42-4	5/14/10	2	0.42	2.42

Team Total 17.31

88



NC State

Atlantic Coast Conference

Event	Scrd As	Athlete	Yr	Scored Mark	Date	Pl. Pts.	Bonus	TOTAL	
Scored bests come from PRE-SEASON DATA									
▶ 1500m	42	Emily PRITT	SO	4:22.11	4/10/10	0.2	0.00	0.20	
▶ Steeple	25	Kara MCKENNA	SR	10:24.66	5/1/10	0.95	0.21	1.16	
▶ Steeple	45	Julia KICK	SO	10:32.59	5/1/10	0.125	0.00	0.13	
▶ SP	14	Lawanda HENRY	JR	16.48m	54-1	5/8/10	7	0.87	7.87
▶ DISC	14	Brittany MCCAIN	JR	53.25m	174-8	4/10/10	7	0.62	7.62

Team Total 16.97

"Scrd As", short for "Scored As", Standing used for place points portion of performance's score combining preseason data (when applied) to current season data

Numbers in BLACK are both the performance's actual NCAA rank AND "scored as" rank Numbers in RED indicate actual NCAA rank does not exist or is worse than "scored as" rank Numbers in BLUE indicate actual NCAA rank is better than "scored as" rank

USTFCCCA Non-Member


Non-Member Schools Will NOT be ranked, beginning Week 2




2011 Outdoor Track & Field, Preseason

Only those who score >0.01 pts are shown
D denotes multiple-event rule in affect


WOMEN

89  **Akron** ▼48
Mid-American Conference


Event	Scrd As	Athlete	Yr	Scored Mark	Date	Pl. Pts.	Bonus	TOTAL	
Scored bests come from PRE-SEASON DATA									
▶ PV	47	Katherine LEE	JR	3.96m	12-11%	3/31/10	0.075	0.00	0.08
▶ DISC	12	Valerie WERT	SR	53.81m	176-6	5/13/10	9	0.79	9.79
▶ HT	15	Valerie WERT	SR	60.40m	198-2	6/12/10	6	0.63	6.63
▶ HEPT	41	Felicia CLOSE	SR	4,974		3/31/10	0.225	0.00	0.22
Team Total								16.71	

92  **Hawai'i** ▼66
Western Athletic Conference


Event	Scrd As	Athlete	Yr	Scored Mark	Date	Pl. Pts.	Bonus	TOTAL	
Scored bests come from PRE-SEASON DATA									
▶ HJ	18	Sarah SADDLETON	JR	1.80m	5-10%	5/12/10	4	0.61	4.61
▶ TJ	38	Madara APINE	JR	12.64m	41-5%	3/19/10	0.3	0.00	0.30
▶ DISC	13	TeRina KEENAN	JR	53.76m	176-4	5/12/10	8	0.77	8.77
▶ JAV	50	Karen GURAVSKA	SR	45.58m	149-6	3/19/10	0.01	0.00	0.01
Team Total								13.69	

90  **Kent State** ▼39
Mid-American Conference


Event	Scrd As	Athlete	Yr	Scored Mark	Date	Pl. Pts.	Bonus	TOTAL	
Scored bests come from PRE-SEASON DATA									
▶ H400	50	Andreea PATRASC	JR	59.40		5/13/10	0.01	0.00	0.01
▶ PV	41	Domenica ROSSI	SO	3.97m	13-¾	5/7/10	0.225	0.00	0.22
▶ SP	35	Samantha FETTER	SR	15.65m	51-4%	4/16/10	0.45	0.00	0.45
▶ HEPT	9	Diana DUMITRESCU	JR	5,518		4/21/10	14	1.12	15.12
Team Total								15.81	

93  **Illinois State**
Missouri Valley Conference

Event	Scrd As	Athlete	Yr	Scored Mark	Date	Pl. Pts.	Bonus	TOTAL	
Scored bests come from PRE-SEASON DATA									
▶ 400m	39	Sade SEALY	SO	53.75		5/14/10	0.275	0.00	0.28
▶ SP	22	Brittany SMITH	SO	15.98m	52-5%	5/14/10	2	0.26	2.26
▶ DISC	22	Brittany SMITH	SO	51.86m	170-1	4/30/10	2	0.20	2.20
▶ HT	18	Brittany SMITH	SO	59.05m	193-9	5/14/10	4	0.29	4.29
▶ JAV	18	Leigh PETRANOFF	JR	49.37m	161-11	5/14/10	4	0.56	4.56
Team Total								13.59	

91  **Tulane**
Conference USA

Event	Scrd As	Athlete	Yr	Scored Mark	Date	Pl. Pts.	Bonus	TOTAL	
Scored bests come from CURRENT season									
▶ JAV	10	Ana RUZEVIC	JR	51.37m	168-6	3/9/11	12	1.25	13.25
Scored bests come from PRE-SEASON DATA									
▶ 400m	33	Jamie RILES	SO	53.62		5/13/10	0.55	0.03	0.58
▶ 4x100	40			45.13		5/7/10	0.25	0.01	0.26
▶ 4x400	45			3:40.09		5/13/10	0.125	0.00	0.13
Team Total								14.22	

94  **Duke**
Atlantic Coast Conference

Event	Scrd As	Athlete	Yr	Scored Mark	Date	Pl. Pts.	Bonus	TOTAL	
Scored bests come from CURRENT season									
▶ SP	30	Michelle ANUMBA	FR	15.74m	51-7%	3/18/11	0.7	0.00	0.70
Scored bests come from PRE-SEASON DATA									
▶ 800m	20	Cydney ROSS	SO	2:05.81		5/27/10	3	0.49	3.49
▶ 800m	28	Devotia MOORE	SR	2:06.34		4/2/10	0.8	0.33	1.13
▶ 1500m	24	Kate VAN BUSKIRK	SR	4:19.23		5/29/10	1	0.37	1.37
▶ 5000m	46	Suejin AHN	JR	16:23.84		3/26/10	0.1	0.00	0.10
▶ 5000m	48	Juliet BOTTORFF	SO	16:24.13		5/9/10	0.05	0.00	0.05
▶ 10k	24	Carly SEYMOUR	JR	34:06.40		6/12/10	1	0.36	1.36
▶ Steeple	36	Emily SCHWITZER	SR	10:28.84		5/14/10	0.4	0.03	0.43
▶ PV	19	Amy FRYT	SR	4.10m	13-5%	4/10/10	3.5	0.42	3.92
▶ JAV	32	Andrea HOPKINS	SO	47.10m	154-6	3/19/10	0.6	0.00	0.60
Team Total								13.15	

"Scrd As", short for "Scored As", Standing used for place points portion of performance's score combining preseason data (when applied) to current season data

Numbers in BLACK are both the performance's actual NCAA rank AND "scored as" rank Numbers in RED indicate actual NCAA rank does not exist or is worse than "scored as" rank Numbers in BLUE indicate actual NCAA rank is better than "scored as" rank

USTFCCCA Non-Member


Non-Member Schools Will NOT be ranked, beginning Week 2




2011 Outdoor Track & Field, Preseason

Only those who score >0.01 pts are shown
D denotes multiple-event rule in affect


WOMEN

95  **UC Riverside**
Big West Conference


Event	Scrd As	Athlete	Yr	Scored Mark	Date	Pl. Pts.	Bonus	TOTAL
Scored bests come from CURRENT season								
TJ	10	Allison WILDER	SR	13.12m 43-½	3/5/11	12	0.79	12.79
Team Total								12.79

98  **Rhode Island**
Atlantic 10 Conference


Event	Scrd As	Athlete	Yr	Scored Mark	Date	Pl. Pts.	Bonus	TOTAL
Scored bests come from PRE-SEASON DATA								
HT	11	Crystal BOURQUE	SR	61.86m 202-11	5/14/10	10	1.04	11.04
Team Total								11.04

96  **Mississippi State**
Southeastern Conference ▼55


Event	Scrd As	Athlete	Yr	Scored Mark	Date	Pl. Pts.	Bonus	TOTAL
Scored bests come from CURRENT season								
4x100	37	Baker, Muir, McCaleb, Wallace		45.03	3/18/11	0.35	0.08	0.43
Scored bests come from PRE-SEASON DATA								
200m	37	Taneisha BAKER	SR	23.54	4/16/10	0.35	0.11	0.46
400m	15	Jody-Ann MUIR	SO	52.79	5/13/10	6	0.83	6.83
H100	21	Keisha WALLACE	SO	13.31	5/29/10	2.5	0.43	2.93
4x400	25			3:36.43	5/13/10	0.95	0.31	1.26
HJ	34	Jessica MERRIWEATHER	SR	1.76m 5-9½	3/31/10	0.5	0.00	0.50
HEPT	45	Racquel FARQUHARSON	SO	4,956	5/13/10	0.125	0.00	0.13
Team Total								12.54

99  **Northern Iowa**
Missouri Valley Conference


Event	Scrd As	Athlete	Yr	Scored Mark	Date	Pl. Pts.	Bonus	TOTAL
Scored bests come from PRE-SEASON DATA								
800m	17	Holli HOSCH	SR	2:05.47	5/29/10	4.5	0.68	5.18
4x400	47			3:40.36	4/21/10	0.075	0.00	0.08
HEPT	16	Olimpia NOWAK	JR	5,415	6/12/10	5	0.73	5.73
Team Total								10.98

97  **Syracuse**
BIG EAST Conference

Event	Scrd As	Athlete	Yr	Scored Mark	Date	Pl. Pts.	Bonus	TOTAL
Scored bests come from PRE-SEASON DATA								
10k	20	Catherine DESARLE	SR	33:58.13	6/12/10	3	0.51	3.51
10k	50	Kimberly SPANO	SO	35:07.55	4/30/10	0.01	0.00	0.01
Steeple	18	Heather STEPHENS	JR	10:14.04	5/14/10	4	0.67	4.67
Steeple	21	Rebekah MACKAY	SR	10:20.07	4/16/10	2.5	0.40	2.90
Steeple	28	Cassie WHITE	JR	10:26.29	5/14/10	0.8	0.14	0.94
Steeple	38	Natalie BUSBY	JR	10:29.41	4/16/10	0.3	0.01	0.31
Team Total								12.34

100  **UMES**
Mid-Eastern Athletic Conference

Event	Scrd As	Athlete	Yr	Scored Mark	Date	Pl. Pts.	Bonus	TOTAL
Scored bests come from CURRENT season								
SP	41	Vanessa HENRY	JR	15.46m 50-8½	3/18/11	0.225	0.00	0.22
Scored bests come from PRE-SEASON DATA								
800m	12	Cynthia ANAIS	JR	2:05.33	5/29/10	9	0.76	9.76
800m	37	Eunice JONES	JR	2:07.13	5/14/10	0.35	0.09	0.44
Team Total								10.43

101  **UC Davis**
Big West Conference

Event	Scrd As	Athlete	Yr	Scored Mark	Date	Pl. Pts.	Bonus	TOTAL
Scored bests come from CURRENT season								
HT	19	Chid ONYEWUENYI	SR	58.96m 193-5	3/12/11	3.5	0.27	3.77
Scored bests come from PRE-SEASON DATA								
10k	28	Sarah SUMPTER	JR	34:28.84	3/26/10	0.8	0.00	0.80
DISC	16	Ashley HEARN	SR	52.87m 173-5	5/14/10	5	0.50	5.50
Team Total								10.07

"Scrd As", short for "Scored As", Standing used for place points portion of performance's score combining preseason data (when applied) to current season data

Numbers in BLACK are both the performance's actual NCAA rank AND "scored as" rank Numbers in RED indicate actual NCAA rank does not exist or is worse than "scored as" rank Numbers in BLUE indicate actual NCAA rank is better than "scored as" rank

USTFCCCA Non-Member


Non-Member Schools Will NOT be ranked, beginning Week 2




2011 Outdoor Track & Field, Preseason

Only those who score >0.01 pts are shown
D denotes multiple-event rule in affect


WOMEN

102  **Indiana State** ▼82
Missouri Valley Conference


Event	Scrd As	Athlete	Yr	Scored Mark	Date	Pl. Pts.	Bonus	TOTAL
Scored bests come from PRE-SEASON DATA								
▶ 4x400	36			3:38.94	5/14/10	0.4	0.00	0.40
▶ SP	36	Felisha JOHNSON	SO	15.57m 51-1	5/27/10	0.4	0.00	0.40
▶ HT	13	Kelsey HANLEY	SR	60.88m 199-9	5/14/10	8	0.75	8.75
Team Total								9.55

103  **Tulsa**
Conference USA


Event	Scrd As	Athlete	Yr	Scored Mark	Date	Pl. Pts.	Bonus	TOTAL
Scored bests come from PRE-SEASON DATA								
▶ 5000m	14	Paula WHITING	SR	16:03.18	4/15/10	7	0.85	7.85
▶ 4x400	30			3:37.45	5/13/10	0.7	0.16	0.86
▶ HEPT	34	Lydia CHAMBERLIN	SR	5,021	5/13/10	0.5	0.00	0.50
Team Total								9.21

104  **Brown**
Ivy League


Event	Scrd As	Athlete	Yr	Scored Mark	Date	Pl. Pts.	Bonus	TOTAL
Scored bests come from PRE-SEASON DATA								
▶ SP	32	Brynn SMITH	SR	15.70m 51-6½	5/8/10	0.6	0.00	0.60
▶ HT	14	Brynn SMITH	SR	60.85m 199-7	5/8/10	7	0.74	7.74
Team Total								8.34

105  **Middle Tennessee** ▼75
Sun Belt Conference


Event	Scrd As	Athlete	Yr	Scored Mark	Date	Pl. Pts.	Bonus	TOTAL
Scored bests come from PRE-SEASON DATA								
▶ HJ	44	Cherice ROBERTSON	SR	1.75m 5-8¾	3/26/10	0.15	0.00	0.15
▶ LJ	16	Nyeisha WRIGHT	JR	6.33m 20-9¾	5/27/10	5	0.53	5.53
▶ LJ	24	Kiara HENRY	JR	6.26mw 20-6¾	5/7/10	1	0.25	1.25
▶ TJ	27	Kortney THURMAN	SR	12.76m 41-10½	5/7/10	0.85	0.18	1.03
Team Total								7.96

106  **San Francisco**
West Coast Conference


Event	Scrd As	Athlete	Yr	Scored Mark	Date	Pl. Pts.	Bonus	TOTAL
Scored bests come from PRE-SEASON DATA								
▶ Steeple	14	Eva KRCHOVA	SO	10:11.43	6/10/10	7	0.78	7.78
Team Total								7.78

107  **Cornell**
Ivy League

Event	Scrd As	Athlete	Yr	Scored Mark	Date	Pl. Pts.	Bonus	TOTAL
Scored bests come from CURRENT season								
▶ H400	47	Molly GLANTZ	JR	59.36	3/19/11	0.075	0.00	0.08
▶ JAV	39	Victoria IMBESI	SO	46.80m 153-6	3/19/11	0.275	0.00	0.28
Scored bests come from PRE-SEASON DATA								
▶ 800m	15	Kim STANDRIDGE	SR	2:05.37	5/29/10	6	0.74	6.74
▶ 4x400	37			3:38.95	5/14/10	0.35	0.00	0.35
▶ LJ	48	Melissa HEWITT	JR	6.11m 20-½	5/8/10	0.05	0.00	0.05
Team Total								7.49

108  **North Texas**
Sun Belt Conference

Event	Scrd As	Athlete	Yr	Scored Mark	Date	Pl. Pts.	Bonus	TOTAL
Scored bests come from CURRENT season								
▶ PV	50	Christal BREWSTER	SR	3.95m 12-11½	3/18/11	0.01	0.00	0.01
Scored bests come from PRE-SEASON DATA								
▶ H100	19	Alysha ADAMS	SR	13.29	5/7/10	3.5	0.48	3.98
▶ 4x100	20			44.61	5/27/10	3	0.38	3.38
Team Total								7.38

109  **Iowa**
Big Ten Conference

Event	Scrd As	Athlete	Yr	Scored Mark	Date	Pl. Pts.	Bonus	TOTAL
Scored bests come from PRE-SEASON DATA								
▶ 1500m	16	Betsy FLOOD	JR	4:17.75	5/14/10	5	0.63	5.63
▶ 1500m	29	Lauren HARDESTY	SR	4:20.40	5/29/10	0.75	0.20	0.95
▶ 1500m	35	McKenzie MELANDER	JR	4:21.18	5/14/10	0.45	0.09	0.54
▶ 4x400	43			3:39.88	4/2/10	0.175	0.00	0.17
Team Total								7.30

"Scrd As", short for "Scored As", Standing used for place points portion of performance's score combining preseason data (when applied) to current season data

Numbers in BLACK are both the performance's actual NCAA rank AND "scored as" rank Numbers in RED indicate actual NCAA rank does not exist or is worse than "scored as" rank Numbers in BLUE indicate actual NCAA rank is better than "scored as" rank

USTFCCCA Non-Member


Non-Member Schools Will NOT be ranked, beginning Week 2




2011 Outdoor Track & Field, Preseason

Only those who score >0.01 pts are shown
D denotes multiple-event rule in affect


WOMEN

110  **Western Michigan**
Mid-American Conference


Event	Scrd As	Athlete	Yr	Scored Mark	Date	Pl. Pts.	Bonus	TOTAL	
Scored bests come from PRE-SEASON DATA									
▶ 400m	26	Victoria CHATMAN	SR	53.31	5/29/10	0.9	0.24	1.14	
▶ 4x400	39			3:39.00	4/21/10	0.275	0.00	0.28	
▶ LJ	19	Ashley HUNAULT	SR	6.32m	20-9	5/27/10	3.5	0.49	3.99
▶ DISC	24	Sarah MORRIS	SR	51.70m	169-7	5/13/10	1	0.15	1.15
Team Total								6.56	

114  **Jacksonville**
Atlantic Sun Conference


Event	Scrd As	Athlete	Yr	Scored Mark	Date	Pl. Pts.	Bonus	TOTAL
Scored bests come from PRE-SEASON DATA								
▶ 400m	41	Unique SINGLETON	SR	53.80	5/14/10	0.225	0.00	0.22
▶ 4x100	28			44.86	4/29/10	0.8	0.20	1.00
▶ 4x400	41			3:39.18	5/7/10	0.225	0.00	0.22
▶ HEPT	19	Charlene CHARLES	SO	5,325	3/25/10	3.5	0.47	3.97
Team Total								5.42

111  **Arkansas State**
Sun Belt Conference


Event	Scrd As	Athlete	Yr	Scored Mark	Date	Pl. Pts.	Bonus	TOTAL	
Scored bests come from PRE-SEASON DATA									
▶ PV	15	Stephanie FOREMAN	JR	4.11m	13-5%	5/14/10	6	0.48	6.48
Team Total								6.48	

115  **William and Mary**
Colonial Athletic Association


Event	Scrd As	Athlete	Yr	Scored Mark	Date	Pl. Pts.	Bonus	TOTAL	
Scored bests come from PRE-SEASON DATA									
▶ 1500m	28	Emily ANDERSON	SR	4:20.32		5/16/09	0.8	0.21	1.01
▶ 5000m	19	Emily ANDERSON	SR	16:08.18		5/29/09	3.5	0.50	4.00
Team Total								5.02	

111  **New Hampshire**
America East Conference


Event	Scrd As	Athlete	Yr	Scored Mark	Date	Pl. Pts.	Bonus	TOTAL	
Scored bests come from PRE-SEASON DATA									
▶ PV	15	Rita CIAMBRA	SR	4.11m	13-5%	3/27/10	6	0.48	6.48
Team Total								6.48	

116  **Utah State**
Western Athletic Conference

Event	Scrd As	Athlete	Yr	Scored Mark	Date	Pl. Pts.	Bonus	TOTAL	
Scored bests come from PRE-SEASON DATA									
▶ PV	19	Sonia GRABOWSKA	SR	4.10m	13-5%	5/27/10	3.5	0.42	3.92
▶ DISC	34	Lindsey SPENCER	SR	50.81m	166-8	4/8/10	0.5	0.00	0.50
▶ DISC	40	Shannon PRINCE	SR	50.13m	164-5	4/17/10	0.25	0.00	0.25
▶ HT	46	Lindsey SPENCER	SR	56.23m	184-5	4/17/10	0.1	0.00	0.10
Team Total								4.77	

113  **SE Missouri State**
Ohio Valley Conference

Event	Scrd As	Athlete	Yr	Scored Mark	Date	Pl. Pts.	Bonus	TOTAL	
Scored bests come from PRE-SEASON DATA									
▶ JAV	16	Samantha ESPIRICUETA	SR	49.44m	162-2	5/7/10	5	0.59	5.59
Team Total								5.59	

117  **Pittsburgh**
BIG EAST Conference

Event	Scrd As	Athlete	Yr	Scored Mark	Date	Pl. Pts.	Bonus	TOTAL	
Scored bests come from PRE-SEASON DATA									
▶ 200m	50	Cambrya JONES	JR	23.63		4/30/10	0.01	0.00	0.01
▶ 4x100	18			44.57		5/14/10	4	0.41	4.41
Team Total								4.42	

"Scrd As", short for "Scored As", Standing used for place points portion of performance's score combining preseason data (when applied) to current season data

Numbers in BLACK are both the performance's actual NCAA rank AND "scored as" rank Numbers in RED indicate actual NCAA rank does not exist or is worse than "scored as" rank Numbers in BLUE indicate actual NCAA rank is better than "scored as" rank

USTFCCCA Non-Member


Non-Member Schools Will NOT be ranked, beginning Week 2




2011 Outdoor Track & Field, Preseason

Only those who score >0.01 pts are shown
D denotes multiple-event rule in affect


WOMEN

118  **Wake Forest**
Atlantic Coast Conference


Event	Scrd As	Athlete	Yr	Scored Mark	Date	Pl. Pts.	Bonus	TOTAL
Scored bests come from PRE-SEASON DATA								
▶ 1500m	31	Dina NOSENKO	JR	4:20.45	5/8/10	0.65	0.19	0.84
▶ 1500m	36	Anna NOSENKO	SR	4:21.19	5/8/10	0.4	0.09	0.49
▶ 5000m	30	Anna NOSENKO	SR	16:14.09	4/15/10	0.7	0.28	0.98
▶ 10k	23	Anna NOSENKO	SR	34:03.27	4/15/10	1.5	0.42	1.92
Team Total								4.24

119  **Montana**
Big Sky Conference


Event	Scrd As	Athlete	Yr	Scored Mark	Date	Pl. Pts.	Bonus	TOTAL
Scored bests come from PRE-SEASON DATA								
▶ 1500m	26	Katrina DRENNEN	JR	4:19.36	5/29/10	0.9	0.35	1.25
▶ 1500m	44	Kesslee PAYNE	JR	4:22.39	5/29/10	0.15	0.00	0.15
▶ HEPT	21	Lindsey HALL	SO	5,255	5/12/10	2.5	0.26	2.76
Team Total								4.16

120  **Fresno State**
Western Athletic Conference


Event	Scrd As	Athlete	Yr	Scored Mark	Date	Pl. Pts.	Bonus	TOTAL	
Scored bests come from CURRENT season									
▶ HT	37	J'Quyra MONCUR-BLUE	SO	57.36m	188-2	3/19/11	0.35	0.00	0.35
Scored bests come from PRE-SEASON DATA									
▶ H400	36	Latrisha JORDAN	JR	58.91		5/27/10	0.4	0.00	0.40
▶ SP	20	Rosario SANCHEZ	SR	16.09m	52-9½	6/12/10	3	0.39	3.39
Team Total								4.14	

121  **Savannah State**
Independent (DI)


Event	Scrd As	Athlete	Yr	Scored Mark	Date	Pl. Pts.	Bonus	TOTAL	
Scored bests come from PRE-SEASON DATA									
▶ 400m	19	Amara JONES	JR	53.01		5/29/10	3.5	0.53	4.03
▶ TJ	48	Sharonda REDFIELD	SR	12.53m	41-1½	4/20/10	0.05	0.00	0.05
Team Total								4.08	

122  **Cincinnati**
BIG EAST Conference


Event	Scrd As	Athlete	Yr	Scored Mark	Date	Pl. Pts.	Bonus	TOTAL	
Scored bests come from CURRENT season									
▶ PV	19	MacKenzie FIELDS	SO	4.10m	13-5¼	3/19/11	3.5	0.42	3.92
Team Total								3.92	

123  **Drake**
Missouri Valley Conference

Event	Scrd As	Athlete	Yr	Scored Mark	Date	Pl. Pts.	Bonus	TOTAL	
Scored bests come from PRE-SEASON DATA									
▶ H400	20	Ari CURTIS	SR	57.89		6/10/10	3	0.44	3.44
▶ HEPT	38	Ari CURTIS	SR	4,998		4/14/10	0.3	0.00	0.30
Team Total								3.74	

124  **Idaho**
Western Athletic Conference

Event	Scrd As	Athlete	Yr	Scored Mark	Date	Pl. Pts.	Bonus	TOTAL	
Scored bests come from PRE-SEASON DATA									
▶ 800m	43	Lauren SCHAFFER	JR	2:07.33		5/12/10	0.175	0.03	0.20
▶ HT	20	Gabby MIDLES	JR	58.92m	193-3	5/12/10	3	0.26	3.26
Team Total								3.46	

125  **Texas A&M-Corpus Chr**
Southland Conference

Event	Scrd As	Athlete	Yr	Scored Mark	Date	Pl. Pts.	Bonus	TOTAL	
Scored bests come from PRE-SEASON DATA									
▶ LJ	20	Kassandra SON	SR	6.31m	20-8½	3/31/10	3	0.45	3.45
Team Total								3.45	


"Scrd As", short for "Scored As", Standing used for place points portion of performance's score combining preseason data (when applied) to current season data
 Numbers in BLACK are both the performance's actual NCAA rank AND "scored as" rank Numbers in RED indicate actual NCAA rank does not exist or is worse than "scored as" rank Numbers in BLUE indicate actual NCAA rank is better than "scored as" rank
USTFCCCA Non-Member Non-Member Schools Will NOT be ranked, beginning Week 2




2011 Outdoor Track & Field, Preseason

Only those who score >0.01 pts are shown
D denotes multiple-event rule in affect


WOMEN

126  **UAB**
 Conference USA


Event	Scrd As	Athlete	Yr	Scored Mark	Date	Pl. Pts.	Bonus	TOTAL	
Scored bests come from PRE-SEASON DATA									
▶ 10k	32	Rhiannon JOHNS	JR	34:40.30	3/26/10	0.6	0.00	0.60	
▶ HJ	22	Nora MEHL	SR	1.79m	5-10½	3/25/10	2	0.45	2.45
▶ HEPT	40	Akira MCSWAIN	SO	4,983	5/13/10	0.25	0.00	0.25	
Team Total								3.30	

127  **Western Kentucky**
 Sun Belt Conference


Event	Scrd As	Athlete	Yr	Scored Mark	Date	Pl. Pts.	Bonus	TOTAL	
Scored bests come from PRE-SEASON DATA									
▶ 800m	26	Vasity CHEMWENO	SR	2:06.19	5/27/10	0.9	0.38	1.28	
▶ 4x100	34			44.96	5/27/10	0.5	0.13	0.63	
▶ TJ	25	Sharika SMITH	JR	12.77m	41-10½	5/7/10	0.95	0.20	1.15
Team Total								3.05	

128  **Sacramento State**
 Big Sky Conference


Event	Scrd As	Athlete	Yr	Scored Mark	Date	Pl. Pts.	Bonus	TOTAL	
Scored bests come from PRE-SEASON DATA									
▶ 800m	33	Renisha ROBINSON	SR	2:06.66	4/23/10	0.55	0.23	0.78	
▶ TJ	23	Moira ROBINSON	JR	12.81m	42-½	4/23/10	1.5	0.27	1.77
▶ HEPT	35	Naima GOODWIN	SR	5,019	5/12/10	0.45	0.00	0.45	
Team Total								3.00	

129  **Wyoming**
 Mountain West Conference


Event	Scrd As	Athlete	Yr	Scored Mark	Date	Pl. Pts.	Bonus	TOTAL
Scored bests come from PRE-SEASON DATA								
▶ 400m	21	Afiya WALKER	SR	53.04	5/12/10	2.5	0.49	2.99
Team Total								2.99

130  **Iona**
 Metro Atlantic Athletic Conference


Event	Scrd As	Athlete	Yr	Scored Mark	Date	Pl. Pts.	Bonus	TOTAL
Scored bests come from PRE-SEASON DATA								
▶ 800m	36	Heidi GREGSON	JR	2:07.10	4/2/10	0.4	0.10	0.50
▶ 1500m	22	Heidi GREGSON	JR	4:19.14	5/29/10	2	0.38	2.38
Team Total								2.88

131  **George Mason**
 Colonial Athletic Association

Event	Scrd As	Athlete	Yr	Scored Mark	Date	Pl. Pts.	Bonus	TOTAL	
Scored bests come from PRE-SEASON DATA									
▶ 200m	43	Cierra MCGEE	JR	23.60	4/30/10	0.175	0.02	0.20	
▶ 400m	28	Cierra MCGEE	JR	53.38	5/29/10	0.8	0.19	0.99	
▶ 4x400	27			3:36.98	4/2/10	0.85	0.23	1.08	
▶ TJ	35	Namatirai Grace MAVUGARA	JR	12.66m	41-6½	4/30/10	0.45	0.01	0.46
Team Total								2.73	

132  **High Point**
 Big South Conference

Event	Scrd As	Athlete	Yr	Scored Mark	Date	Pl. Pts.	Bonus	TOTAL	
Scored bests come from PRE-SEASON DATA									
▶ H400	29	Manika GAMBLE	JR	58.56	4/2/10	0.75	0.04	0.79	
▶ HJ	23	Christina FENSKE	JR	1.78m	5-10	5/16/10	1.5	0.29	1.79
Team Total								2.58	

133  **South Carolina State**
 Mid-Eastern Athletic Conference

Event	Scrd As	Athlete	Yr	Scored Mark	Date	Pl. Pts.	Bonus	TOTAL
Scored bests come from PRE-SEASON DATA								
▶ 4x100	23			44.68	5/14/10	1.5	0.33	1.83
Team Total								1.83

"Scrd As", short for "Scored As", Standing used for place points portion of performance's score combining preseason data (when applied) to current season data
 Numbers in BLACK are both the performance's actual NCAA rank AND "scored as" rank Numbers in RED indicate actual NCAA rank does not exist or is worse than "scored as" rank Numbers in BLUE indicate actual NCAA rank is better than "scored as" rank



2011 Outdoor Track & Field, Preseason

Only those who score >0.01 pts are shown
D denotes multiple-event rule in affect

WOMEN

134

Hampton

Mid-Eastern Athletic Conference

108

Event	Scrd As	Athlete	Yr	Scored Mark	Date	Pl. Pts.	Bonus	TOTAL
Scored bests come from PRE-SEASON DATA								
▶ 200m	43	Racquel VASSELL	SR	23.60w	5/6/10	0.175	0.02	0.20
▶ H100	39	Racquel VASSELL	SR	13.54	5/6/10	0.275	0.00	0.28
▶ H400	45	Claudia CALDER	JR	59.33	5/27/10	0.125	0.00	0.13
▶ 4x100	31			44.90	4/20/10	0.65	0.17	0.82
▶ 4x400	44			3:39.97	3/26/10	0.15	0.00	0.15
▶ LJ	42	Racquel VASSELL	SR	6.14m	20-1¼ 5/16/10	0.2	0.00	0.20
Team Total								1.77

138

Louisiana-Lafayette

Sun Belt Conference

Event	Scrd As	Athlete	Yr	Scored Mark	Date	Pl. Pts.	Bonus	TOTAL
Scored bests come from PRE-SEASON DATA								
▶ H100	24	Jasmine ANDERSON	SR	13.35	5/7/10	1	0.33	1.33
▶ TJ	45	Jasmine MANUEL	JR	12.55m	41-2¼ 5/7/10	0.125	0.00	0.13
Team Total								1.46

135

Utah

Mountain West Conference

Event	Scrd As	Athlete	Yr	Scored Mark	Date	Pl. Pts.	Bonus	TOTAL
Scored bests come from PRE-SEASON DATA								
▶ 800m	27	Lucy YATES	JR	2:06.21	5/27/10	0.85	0.37	1.22
▶ HJ	34	Langley IVERSON	JR	1.76m	5-9¼ 5/12/10	0.5	0.00	0.50
Team Total								1.72

139

Boston University

America East Conference

Event	Scrd As	Athlete	Yr	Scored Mark	Date	Pl. Pts.	Bonus	TOTAL
Scored bests come from PRE-SEASON DATA								
▶ HJ	34	Allison BARWISE	SO	1.76m	5-9¼ 5/14/10	0.5	0.00	0.50
▶ HEPT	29	Allison BARWISE	SO	5,104	5/1/10	0.75	0.00	0.75
Team Total								1.25

136

Memphis

Conference USA

Event	Scrd As	Athlete	Yr	Scored Mark	Date	Pl. Pts.	Bonus	TOTAL
Scored bests come from PRE-SEASON DATA								
▶ 100m	28	LaShandra KERSHAW	SR	11.49	5/27/10	0.8	0.09	0.89
▶ 200m	32	LaShandra KERSHAW	SR	23.50	4/17/10	0.6	0.17	0.77
Team Total								1.66

140

Wright State

Horizon League

Event	Scrd As	Athlete	Yr	Scored Mark	Date	Pl. Pts.	Bonus	TOTAL
Scored bests come from PRE-SEASON DATA								
▶ H100	26	Cassandra LLOYD	JR	13.39	5/29/10	0.9	0.23	1.13
Team Total								1.13

137

Weber State

Big Sky Conference

Event	Scrd As	Athlete	Yr	Scored Mark	Date	Pl. Pts.	Bonus	TOTAL
Scored bests come from PRE-SEASON DATA								
▶ 10k	30	Sarah CALLISTER	SO	34:37.33	4/15/10	0.7	0.00	0.70
▶ JAV	28	Tiffany HELLSTROM	SO	47.40m	155-6 5/12/10	0.8	0.00	0.80
Team Total								1.50

141

Dayton

Atlantic 10 Conference

Event	Scrd As	Athlete	Yr	Scored Mark	Date	Pl. Pts.	Bonus	TOTAL
Scored bests come from PRE-SEASON DATA								
▶ HT	25	Mallory BARNES	SR	58.44m	191-8 3/27/10	0.95	0.14	1.09
Team Total								1.09

"Scrd As", short for "Scored As", Standing used for place points portion of performance's score combining preseason data (when applied) to current season data
 Numbers in BLACK are both the performance's actual NCAA rank AND "scored as" rank Numbers in RED indicate actual NCAA rank does not exist or is worse than "scored as" rank Numbers in BLUE indicate actual NCAA rank is better than "scored as" rank


USTFCCCA Non-Member Non-Member Schools Will NOT be ranked, beginning Week 2




2011 Outdoor Track & Field, Preseason

Only those who score >0.01 pts are shown
D denotes multiple-event rule in affect


WOMEN

142  **Nevada**
Western Athletic Conference


Event	Scrd As	Athlete	Yr	Scored Mark	Date	Pl. Pts.	Bonus	TOTAL
Scored bests come from CURRENT season								
HJ	29	La Tijera AVERY	JR	1.77m 5-9"	3/12/11	0.75	0.13	0.88
Scored bests come from PRE-SEASON DATA								
JAV	43	Marissa HAMMOND	SR	46.28m 151-10	5/12/10	0.175	0.00	0.17
Team Total								1.05

143  **Charleston Southern**
Big South Conference


Event	Scrd As	Athlete	Yr	Scored Mark	Date	Pl. Pts.	Bonus	TOTAL
Scored bests come from PRE-SEASON DATA								
100m	32	Gabrielle HOUSTON	JR	11.50	4/15/10	0.6	0.05	0.65
200m	38	Gabrielle HOUSTON	JR	23.55w	4/15/10	0.3	0.10	0.40
Team Total								1.05

144  **Harvard**
Ivy League


Event	Scrd As	Athlete	Yr	Scored Mark	Date	Pl. Pts.	Bonus	TOTAL
Scored bests come from CURRENT season								
JAV	35	Hannah MAYER	FR	46.88m 153-9	3/16/11	0.45	0.00	0.45
Scored bests come from PRE-SEASON DATA								
800m	44	Carlyle DAVIS	SO	2:07.37	5/27/10	0.15	0.02	0.17
5000m	39	Claire RICHARDSON	SR	16:20.98	3/26/10	0.275	0.03	0.31
JAV	46	Jessica FRONK	SR	45.79m 150-2	3/26/10	0.1	0.00	0.10
Team Total								1.02

145  **La Salle**
Atlantic 10 Conference


Event	Scrd As	Athlete	Yr	Scored Mark	Date	Pl. Pts.	Bonus	TOTAL
Scored bests come from PRE-SEASON DATA								
Steeple	27	Samantha GALLAGHER	JR	10:26.17	5/14/10	0.85	0.14	0.99
Team Total								0.99

146  **Rice**
Conference USA


Event	Scrd As	Athlete	Yr	Scored Mark	Date	Pl. Pts.	Bonus	TOTAL
Scored bests come from PRE-SEASON DATA								
PV	27	Ari INCE	SR	4.05m 13-3 1/2	5/27/10	0.85	0.12	0.97
Team Total								0.97

147  **Radford**
Big South Conference

Event	Scrd As	Athlete	Yr	Scored Mark	Date	Pl. Pts.	Bonus	TOTAL
Scored bests come from CURRENT season								
HJ	44	Nikki ROSEBERRY	SR	1.75m 5-8 1/2	3/11/11	0.15	0.00	0.15
Scored bests come from PRE-SEASON DATA								
HT	29	Aimee VEATCH	JR	58.07m 190-6	4/15/10	0.75	0.05	0.80
Team Total								0.95

148  **Eastern Illinois**
Ohio Valley Conference

Event	Scrd As	Athlete	Yr	Scored Mark	Date	Pl. Pts.	Bonus	TOTAL
Scored bests come from PRE-SEASON DATA								
800m	31	Megan GINGERICH	JR	2:06.46	5/7/10	0.65	0.29	0.94
Team Total								0.94

149  **South Dakota**
Great West Conference

Event	Scrd As	Athlete	Yr	Scored Mark	Date	Pl. Pts.	Bonus	TOTAL
Scored bests come from CURRENT season								
PV	31	Bethany BUELL	FR	4.02m 13-2 1/2	3/18/11	0.65	0.00	0.65
Scored bests come from PRE-SEASON DATA								
800m	42	Emma ERICKSON	JR	2:07.26	4/21/10	0.2	0.05	0.25
Team Total								0.90

"Scrd As", short for "Scored As", Standing used for place points portion of performance's score combining preseason data (when applied) to current season data

Numbers in BLACK are both the performance's actual NCAA rank AND "scored as" rank Numbers in RED indicate actual NCAA rank does not exist or is worse than "scored as" rank Numbers in BLUE indicate actual NCAA rank is better than "scored as" rank

USTFCCCA Non-Member


Non-Member Schools Will NOT be ranked, beginning Week 2




2011 Outdoor Track & Field, Preseason

Only those who score >0.01 pts are shown
D denotes multiple-event rule in affect


WOMEN

150  **Ball State**
Mid-American Conference


Event	Scrd As	Athlete	Yr	Scored Mark	Date	Pl. Pts.	Bonus	TOTAL
Scored bests come from PRE-SEASON DATA								
HEPT	28	Thekla LORENZ	SR	5,125	5/13/10	0.8	0.00	0.80
Team Total								0.80

155  **Utah Valley**
Great West Conference


Event	Scrd As	Athlete	Yr	Scored Mark	Date	Pl. Pts.	Bonus	TOTAL
Scored bests come from PRE-SEASON DATA								
10k	31	Mary NOTHUM	SR	34:40.21	4/15/10	0.65	0.00	0.65
Team Total								0.65

151  **Eastern Michigan**
Mid-American Conference


Event	Scrd As	Athlete	Yr	Scored Mark	Date	Pl. Pts.	Bonus	TOTAL
Scored bests come from PRE-SEASON DATA								
100m	32	ReJeana MARGINA	JR	11.50w	5/7/10	0.6	0.05	0.65
4x100	45			45.30	4/20/10	0.125	0.00	0.13
Team Total								0.78

155  **Youngstown State**
Horizon League


Event	Scrd As	Athlete	Yr	Scored Mark	Date	Pl. Pts.	Bonus	TOTAL
Scored bests come from PRE-SEASON DATA								
SP	31	Danielle CURRY	SR	15.71m	5/27/10	0.65	0.00	0.65
Team Total								0.65

152  **Eastern Washington**
Big Sky Conference


Event	Scrd As	Athlete	Yr	Scored Mark	Date	Pl. Pts.	Bonus	TOTAL
Scored bests come from PRE-SEASON DATA								
JAV	29	Michelle COOMBS	JR	47.38m	4/30/10	0.75	0.00	0.75
Team Total								0.75

157  **South Alabama**
Sun Belt Conference


Event	Scrd As	Athlete	Yr	Scored Mark	Date	Pl. Pts.	Bonus	TOTAL
Scored bests come from PRE-SEASON DATA								
HT	46	Latifah JOHNSON	JR	56.23m	4/24/10	0.1	0.00	0.10
JAV	38	Angela MCCORD	JR	46.84m	5/7/10	0.3	0.00	0.30
HEPT	43	Lindsay SCHWARTZ	JR	4,966	5/7/10	0.175	0.00	0.17
Team Total								0.58

153  **Boise State**
Western Athletic Conference

Event	Scrd As	Athlete	Yr	Scored Mark	Date	Pl. Pts.	Bonus	TOTAL
Scored bests come from PRE-SEASON DATA								
JAV	30	Sasa KAMPIC	SR	47.33m	3/26/10	0.7	0.00	0.70
Team Total								0.70

158  **Penn**
Ivy League

Event	Scrd As	Athlete	Yr	Scored Mark	Date	Pl. Pts.	Bonus	TOTAL
Scored bests come from PRE-SEASON DATA								
400m	45	Kali STROTHER	SR	54.02	5/8/10	0.125	0.00	0.13
H400	35	Paige MADISON	JR	58.89	5/8/10	0.45	0.00	0.45
Team Total								0.57

154  **Saint Louis**
Atlantic 10 Conference

Event	Scrd As	Athlete	Yr	Scored Mark	Date	Pl. Pts.	Bonus	TOTAL
Scored bests come from PRE-SEASON DATA								
TJ	32	Brittney CLOUDY	JR	12.70m	4/21/10	0.6	0.08	0.68
Team Total								0.68

"Scrd As", short for "Scored As", Standing used for place points portion of performance's score combining preseason data (when applied) to current season data

Numbers in BLACK are both the performance's actual NCAA rank AND "scored as" rank Numbers in RED indicate actual NCAA rank does not exist or is worse than "scored as" rank Numbers in BLUE indicate actual NCAA rank is better than "scored as" rank

USTFCCCA Non-Member


Non-Member Schools Will NOT be ranked, beginning Week 2




2011 Outdoor Track & Field, Preseason

Only those who score >0.01 pts are shown
D denotes multiple-event rule in affect


WOMEN

159  **Idaho State** ▼93
Big Sky Conference


Event	Scrd As	Athlete	Yr	Scored Mark	Date	Pl. Pts.	Bonus	TOTAL
Scored bests come from PRE-SEASON DATA								
▶ Steeple	39	Erica RICHARDSON	SR	10:29.45	5/27/10	0.275	0.01	0.28
▶ PV	41	Kylee GLEASON	SR	3.97m 13-¾	4/17/10	0.225	0.00	0.22
Team Total								0.51

160  **Northern Arizona**
Big Sky Conference


Event	Scrd As	Athlete	Yr	Scored Mark	Date	Pl. Pts.	Bonus	TOTAL
Scored bests come from PRE-SEASON DATA								
▶ 10k	46	Kortnee BURTON	JR	35:02.45	5/12/10	0.1	0.00	0.10
▶ HT	36	Lauren STUART	SO	57.39m 188-3	4/9/10	0.4	0.00	0.40
Team Total								0.50

161  **Appalachian State**
Southern Conference


Event	Scrd As	Athlete	Yr	Scored Mark	Date	Pl. Pts.	Bonus	TOTAL
Scored bests come from PRE-SEASON DATA								
▶ HJ	34	Rebecca HAZELTINE	SR	1.76m 5-9¼	5/16/10	0.5	0.00	0.50
Team Total								0.50

161  **Georgia State**
Colonial Athletic Association


Event	Scrd As	Athlete	Yr	Scored Mark	Date	Pl. Pts.	Bonus	TOTAL
Scored bests come from PRE-SEASON DATA								
▶ HJ	34	Shaquita YOUNG	SR	1.76m 5-9¼	5/8/10	0.5	0.00	0.50
Team Total								0.50

161  **North Carolina A&T**
Mid-Eastern Athletic Conference


Event	Scrd As	Athlete	Yr	Scored Mark	Date	Pl. Pts.	Bonus	TOTAL
Scored bests come from PRE-SEASON DATA								
▶ LJ	34	Shakia FORBES	JR	6.18mw 20-3½	4/20/10	0.5	0.00	0.50
Team Total								0.50

161  **Ohio**
Mid-American Conference


Event	Scrd As	Athlete	Yr	Scored Mark	Date	Pl. Pts.	Bonus	TOTAL
Scored bests come from PRE-SEASON DATA								
▶ 10k	34	Kari SUMMERS	SR	34:46.66	3/26/10	0.5	0.00	0.50
Team Total								0.50

161  **Southeastern Louisiana**
Southland Conference


Event	Scrd As	Athlete	Yr	Scored Mark	Date	Pl. Pts.	Bonus	TOTAL
Scored bests come from PRE-SEASON DATA								
▶ PV	34	Lacey SANCHEZ	JR	4.00m 13-1½	5/14/10	0.5	0.00	0.50
Team Total								0.50

166  **Missouri**
Big 12 Conference

Event	Scrd As	Athlete	Yr	Scored Mark	Date	Pl. Pts.	Bonus	TOTAL
Scored bests come from PRE-SEASON DATA								
▶ H400	37	Leslie FARMER	JR	58.92	5/29/10	0.35	0.00	0.35
▶ DISC	47	Megan COLLINS	SO	49.44m 162-2	4/21/10	0.075	0.00	0.08
▶ DISC	50	Katie EVANS	SO	49.33m 161-10	5/14/10	0.01	0.00	0.01
Team Total								0.43

167  **Portland**
West Coast Conference

Event	Scrd As	Athlete	Yr	Scored Mark	Date	Pl. Pts.	Bonus	TOTAL
Scored bests come from PRE-SEASON DATA								
▶ 800m	39	Cori MOORE	SR	2:07.17	4/15/10	0.275	0.08	0.35
Team Total								0.35

168  **Portland State**
Big Sky Conference

Event	Scrd As	Athlete	Yr	Scored Mark	Date	Pl. Pts.	Bonus	TOTAL
Scored bests come from PRE-SEASON DATA								
▶ HEPT	37	Joenisha VINSON	JR	5,004	5/12/10	0.35	0.00	0.35
Team Total								0.35

"Scrd As", short for "Scored As", Standing used for place points portion of performance's score combining preseason data (when applied) to current season data

Numbers in BLACK are both the performance's actual NCAA rank AND "scored as" rank Numbers in RED indicate actual NCAA rank does not exist or is worse than "scored as" rank Numbers in BLUE indicate actual NCAA rank is better than "scored as" rank

USTFCCCA Non-Member


Non-Member Schools Will NOT be ranked, beginning Week 2




2011 Outdoor Track & Field, Preseason

Only those who score >0.01 pts are shown
D denotes multiple-event rule in affect


WOMEN

169  **Stephen F. Austin**
 Southland Conference


Event	Scrd As	Athlete	Yr	Scored Mark	Date	Pl. Pts.	Bonus	TOTAL	
Scored bests come from CURRENT season									
▶ SP	39	Kaitlyn ANDREWS	SR	15.52m	50-11	3/19/11	0.275	0.00	0.28
Scored bests come from PRE-SEASON DATA									
▶ 4x400	48			3:40.41		4/30/10	0.05	0.00	0.05
Team Total								0.33	

170  **Towson**
 Colonial Athletic Association


Event	Scrd As	Athlete	Yr	Scored Mark	Date	Pl. Pts.	Bonus	TOTAL	
Scored bests come from PRE-SEASON DATA									
▶ H100	40	Ashley ADAMS	SR	13.55w		4/16/10	0.25	0.00	0.25
▶ HEPT	49	Ashley ADAMS	SR	4,910		4/16/10	0.025	0.00	0.03
Team Total								0.28	

171  **Toledo**
 Mid-American Conference


Event	Scrd As	Athlete	Yr	Scored Mark	Date	Pl. Pts.	Bonus	TOTAL	
Scored bests come from PRE-SEASON DATA									
▶ 100m	41	Amanda KAVERMAN	SR	11.57w		5/7/10	0.225	0.00	0.22
▶ 5000m	50	Ari FISHER	JR	16:24.27		5/1/10	0.01	0.00	0.01
Team Total								0.23	

172  **Kennesaw State**
 Atlantic Sun Conference


Event	Scrd As	Athlete	Yr	Scored Mark	Date	Pl. Pts.	Bonus	TOTAL	
Scored bests come from PRE-SEASON DATA									
▶ TJ	41	Jill ARTHUR	SR	12.60mw	41-4¾	5/14/10	0.225	0.00	0.22
Team Total								0.22	

172  **Troy**
 Sun Belt Conference


Event	Scrd As	Athlete	Yr	Scored Mark	Date	Pl. Pts.	Bonus	TOTAL	
Scored bests come from PRE-SEASON DATA									
▶ JAV	41	Elizabeth CLOUGH	SO	46.70m	153-2	5/7/10	0.225	0.00	0.22
Team Total								0.22	

174  **Rutgers**
 BIG EAST Conference


Event	Scrd As	Athlete	Yr	Scored Mark	Date	Pl. Pts.	Bonus	TOTAL	
Scored bests come from PRE-SEASON DATA									
▶ DISC	42	Natalie CLICKE	SR	49.97m	163-11	5/8/10	0.2	0.00	0.20
Team Total								0.20	

174  **Temple**
 Atlantic 10 Conference

Event	Scrd As	Athlete	Yr	Scored Mark	Date	Pl. Pts.	Bonus	TOTAL	
Scored bests come from PRE-SEASON DATA									
▶ 4x400	42			3:39.73		5/14/10	0.2	0.00	0.20
Team Total								0.20	

176  **Jacksonville State**
 Ohio Valley Conference

Event	Scrd As	Athlete	Yr	Scored Mark	Date	Pl. Pts.	Bonus	TOTAL	
Scored bests come from PRE-SEASON DATA									
▶ JAV	43	Andrea HOKE	JR	46.28m	151-10	4/3/10	0.175	0.00	0.17
Team Total								0.17	

176  **McNeese State**
 Southland Conference

Event	Scrd As	Athlete	Yr	Scored Mark	Date	Pl. Pts.	Bonus	TOTAL	
Scored bests come from CURRENT season									
▶ DISC	43	Ashlee SMITH	SO	49.71m	163-1	3/18/11	0.175	0.00	0.17
Team Total								0.17	

"Scrd As", short for "Scored As", Standing used for place points portion of performance's score combining preseason data (when applied) to current season data

Numbers in BLACK are both the performance's actual NCAA rank AND "scored as" rank Numbers in RED indicate actual NCAA rank does not exist or is worse than "scored as" rank Numbers in BLUE indicate actual NCAA rank is better than "scored as" rank

USTFCCCA Non-Member


Non-Member Schools Will NOT be ranked, beginning Week 2




2011 Outdoor Track & Field, Preseason

Only those who score >0.01 pts are shown
D denotes multiple-event rule in affect


WOMEN

178  **Dartmouth**
Ivy League


Event	Scrd As	Athlete	Yr	Scored Mark	Date	Pl. Pts.	Bonus	TOTAL
Scored bests come from PRE-SEASON DATA								
H400	44	Alexandra TANNER	SR	59.29	5/8/10	0.15	0.00	0.15
Team Total								0.15

183  **UTSA**
Southland Conference


Event	Scrd As	Athlete	Yr	Scored Mark	Date	Pl. Pts.	Bonus	TOTAL
Scored bests come from PRE-SEASON DATA								
800m	46	Dana MECKE	SR	2:07.44	5/29/10	0.1	0.00	0.10
Team Total								0.10

178  **Florida Atlantic**
Sun Belt Conference


Event	Scrd As	Athlete	Yr	Scored Mark	Date	Pl. Pts.	Bonus	TOTAL
Scored bests come from PRE-SEASON DATA								
TJ	44	Ashani ROBERTS	JR	12.56mw 41-2½	5/7/10	0.15	0.00	0.15
Team Total								0.15

184  **Robert Morris**
Northeast Conference


Event	Scrd As	Athlete	Yr	Scored Mark	Date	Pl. Pts.	Bonus	TOTAL
Scored bests come from CURRENT season								
JAV	47	Rachel KOTULA	FR	45.77m 150-2	3/18/11	0.075	0.00	0.08
Team Total								0.08

178  **Nicholls State**
Southland Conference


Event	Scrd As	Athlete	Yr	Scored Mark	Date	Pl. Pts.	Bonus	TOTAL
Scored bests come from CURRENT season								
HJ	44	Chelsea DOCKREY	SR	1.75m 5-8¾	3/18/11	0.15	0.00	0.15
Team Total								0.15

184  **Vanderbilt**
Southeastern Conference


Event	Scrd As	Athlete	Yr	Scored Mark	Date	Pl. Pts.	Bonus	TOTAL
Scored bests come from PRE-SEASON DATA								
800m	47	Rita JORGENSEN	SR	2:07.46	4/16/10	0.075	0.00	0.08
Team Total								0.08

178  **Sacred Heart**
Northeast Conference


Event	Scrd As	Athlete	Yr	Scored Mark	Date	Pl. Pts.	Bonus	TOTAL
Scored bests come from PRE-SEASON DATA								
HT	44	Athalia SMITH	JR	56.31m 184-9	5/6/10	0.15	0.00	0.15
Team Total								0.15

186  **Alabama State**
Southwestern Athletic Conference

Event	Scrd As	Athlete	Yr	Scored Mark	Date	Pl. Pts.	Bonus	TOTAL
Scored bests come from PRE-SEASON DATA								
100m	48	Tokeyah JONES	JR	11.59	4/16/10	0.05	0.00	0.05
Team Total								0.05

182  **Maine**
America East Conference

Event	Scrd As	Athlete	Yr	Scored Mark	Date	Pl. Pts.	Bonus	TOTAL
Scored bests come from PRE-SEASON DATA								
5000m	48	Corey CONNER	JR	16:24.13	4/18/10	0.05	0.00	0.05
TJ	50	Jesse LABRECK	JR	12.50m 41-¼	5/1/10	0.01	0.00	0.01
HEPT	47	Jesse LABRECK	JR	4,922	4/14/10	0.075	0.00	0.08
Team Total								0.14

186  **Florida A&M**
Mid-Eastern Athletic Conference

Event	Scrd As	Athlete	Yr	Scored Mark	Date	Pl. Pts.	Bonus	TOTAL
Scored bests come from PRE-SEASON DATA								
H400	48	LaToya WRIGHT	SR	59.38	5/6/10	0.05	0.00	0.05
Team Total								0.05


"Scrd As", short for "Scored As", Standing used for place points portion of performance's score combining preseason data (when applied) to current season data
Numbers in BLACK are both the performance's actual NCAA rank AND "scored as" rank Numbers in RED indicate actual NCAA rank does not exist or is worse than "scored as" rank Numbers in BLUE indicate actual NCAA rank is better than "scored as" rank




2011 Outdoor Track & Field, Preseason

Only those who score >0.01 pts are shown
D denotes multiple-event rule in affect


WOMEN

186  **Jackson State**
Southwestern Athletic Conference


Event	Scrd As	Athlete	Yr	Scored Mark	Date	Pl. Pts.	Bonus	TOTAL
Scored bests come from CURRENT season								
400m	48	Raina SANDERS	JR	54.03	3/18/11	0.05	0.00	0.05
Team Total								0.05

193  **Delaware**
Colonial Athletic Association


Event	Scrd As	Athlete	Yr	Scored Mark	Date	Pl. Pts.	Bonus	TOTAL
Scored bests come from PRE-SEASON DATA								
4x400	49			3:40.72	4/30/10	0.025	0.00	0.03
Team Total								0.03

186  **Norfolk State**
Mid-Eastern Athletic Conference


Event	Scrd As	Athlete	Yr	Scored Mark	Date	Pl. Pts.	Bonus	TOTAL
Scored bests come from CURRENT season								
LJ	48	Champagne BELL	FR	6.11mw 20-½	3/18/11	0.05	0.00	0.05
Team Total								0.05

193  **North Florida**
Atlantic Sun Conference


Event	Scrd As	Athlete	Yr	Scored Mark	Date	Pl. Pts.	Bonus	TOTAL
Scored bests come from CURRENT season								
400m	49	Brianna FRAZIER	FR	54.08	3/4/11	0.025	0.00	0.03
Team Total								0.03

186  **Northeastern**
Colonial Athletic Association


Event	Scrd As	Athlete	Yr	Scored Mark	Date	Pl. Pts.	Bonus	TOTAL
Scored bests come from CURRENT season								
HT	48	Althea CHARLES	SR	56.15m 184-2	3/12/11	0.05	0.00	0.05
Team Total								0.05

193  **Oregon State**
Pacific-10 Conference

Event	Scrd As	Athlete	Yr	Scored Mark	Date	Pl. Pts.	Bonus	TOTAL
Scored bests come from PRE-SEASON DATA								
800m	49	Chloe STEINBECK	SO	2:07.54	5/15/10	0.025	0.00	0.03
Team Total								0.03

186  **Samford**
Southern Conference

Event	Scrd As	Athlete	Yr	Scored Mark	Date	Pl. Pts.	Bonus	TOTAL
Scored bests come from PRE-SEASON DATA								
Steeple	48	Hillary NEAL	SR	10:34.17	4/24/10	0.05	0.00	0.05
Team Total								0.05

186  **UNC Asheville**
Big South Conference

Event	Scrd As	Athlete	Yr	Scored Mark	Date	Pl. Pts.	Bonus	TOTAL
Scored bests come from CURRENT season								
100m	48	Natalie PEARSON	SR	11.59	3/17/11	0.05	0.00	0.05
Team Total								0.05

"Scrd As", short for "Scored As", Standing used for place points portion of performance's score combining preseason data (when applied) to current season data
 Numbers in BLACK are both the performance's actual NCAA rank AND "scored as" rank Numbers in RED indicate actual NCAA rank does not exist or is worse than "scored as" rank Numbers in BLUE indicate actual NCAA rank is better than "scored as" rank
USTFCCCA Non-Member Non-Member Schools Will NOT be ranked, beginning Week 2