



# 2011 Outdoor Track & Field, Week #1

Only those who score >0.01 pts are shown  
**D** denotes multiple-event rule in affect

## MEN

1				Florida		Southeastern Conference		unch		
Event	Scrd As	Athlete	Yr	Scored Mark	Date	Pl. Pts.	Bonus	TOTAL		
<b>Scored bests come from CURRENT season</b>										
▶ 200m	41	Leonardo SEYMORE	SO	20.81	4/1/11	0.225	0.22	0.45		
▶ 400m	12	Christian TAYLOR	JR	45.46	4/1/11	9	1.00	10.00		
▶ 800m	28	Sean OBINWA	SO	1:48.44	4/1/11	0.8	0.28	1.08		
▶ HT	12	Jeremy POSTIN	SO	65.09m	213-6	4/1/11	9	0.66	9.66	
<b>Scored bests come from PRE-SEASON DATA</b>										
▶ 100m	1	Jeff DEMPS	JR	9.96	6/12/10	30	3.12	33.12		
▶ 100m	23	Terrell WILKS	SR	10.27	5/27/10	1.5	0.38	1.88		
▶ 200m	6	Terrell WILKS	SR	20.53	5/29/10	20	1.25	21.25		
▶ 200m	12	Tony MCQUAY	SO	20.64	5/15/10	<b>D</b> 9	0.71	2.71		
▶ 400m	11	Tony MCQUAY	SO	45.37	4/17/10	10	1.15	11.15		
▶ 1500m	5	Dumisani HLAELO	JR	3:40.46	3/21/10	22	1.40	23.40		
▶ H110	10	William WYNNE		13.64	5/17/09	12	1.09	13.09		
▶ H400	8	William WYNNE		49.67	4/3/09	16	1.63	17.63		
▶ 4x100	1			38.81	5/27/10	30	2.57	32.57		
▶ 4x400	1			3:00.31	4/2/10	30	3.42	33.42		
▶ LJ	1	Christian TAYLOR	JR	8.19m	26-10½	5/13/10	30	3.64	33.64	
▶ LJ	12	Will CLAYE	JR	7.89m	25-10½	6/11/09	9	1.01	10.01	
▶ LJ	28	Gray HORN	JR	7.65m	25-1¼	5/13/10	0.8	0.03	0.83	
▶ TJ	2	Christian TAYLOR	JR	17.09mw	56-1	6/12/10	28	4.97	32.97	
▶ TJ	4	Omar CRADDOCK	SO	16.52mw	54-2½	5/27/10	24	2.40	26.40	
▶ TJ	5	Will CLAYE	JR	16.30m	53-5½	5/27/10	22	1.60	23.60	
▶ JAV	3	Adam MONTAGUE	SR	76.81m	252-0	5/30/10	26	2.42	28.42	
▶ JAV	9	Stipe ZUNIC	FR	74.80m	245-5	5/28/10	14	1.34	15.34	
▶ DEC	6	Gray HORN	JR	7,652	5/13/10	20	2.24	22.24		
<b>Team Total</b>								<b>404.85</b>		

2				Texas A&M		Big 12 Conference		unch		
Event	Scrd As	Athlete	Yr	Scored Mark	Date	Pl. Pts.	Bonus	TOTAL		
<b>Scored bests come from CURRENT season</b>										
▶ 100m	14	Prezel HARDY, JR.	FR	10.21	4/2/11	7	0.73	7.73		
▶ 200m	7	Demetrius PINDER	SR	20.54	3/17/11	<b>D</b> 18	1.20	3.20		
▶ 200m	26	Prezel HARDY, JR.	FR	20.74	4/2/11	0.9	0.36	1.26		
▶ 400m	1	Tabarie HENRY	SR	44.83	4/2/11	30	2.48	32.48		
▶ 400m	13	Bryan MILLER	SR	45.49	4/2/11	8	0.95	8.95		
▶ 400m	35	Joey ROBERTS	JR	46.42	4/2/11	0.45	0.00	0.45		
▶ 400m	41	Michael PREBLE	JR	46.61	4/2/11	0.225	0.00	0.22		
▶ 800m	22	Michael PREBLE	JR	1:48.12	3/25/11	2	0.38	2.38		
▶ 800m	24	Joey ROBERTS	JR	1:48.17	3/25/11	1	0.37	1.37		
▶ H110	30	Wayne DAVIS II	FR	13.89	3/25/11	0.7	0.20	0.90		
▶ HJ	26	Tyler LEE	FR	2.15m	7-½	3/25/11	0.9	0.15	1.05	
▶ HJ	43	Cameron ALEXANDER	SO	2.13m	6-11½	4/2/11	0.175	0.00	0.17	
<b>Scored bests come from PRE-SEASON DATA</b>										
▶ 100m	6	Gerald PHIRI	SR	10.13	5/7/10	20	1.32	21.32		
▶ 200m	9	Gerald PHIRI	SR	20.57	5/29/10	14	1.04	15.04		
▶ 200m	41	Tran HOWELL	SR	20.81	3/26/10	0.225	0.22	0.45		
▶ 400m	4	Demetrius PINDER	SR	44.93	5/29/10	24	2.22	26.22		
▶ 400m	26	Tran HOWELL	SR	46.06	5/1/10	0.9	0.30	1.20		
▶ 4x100	4			39.05	5/27/10	24	1.86	25.86		
▶ 4x400	2			3:00.89	6/12/10	28	3.07	31.07		
▶ LJ	5	Julian REID	SR	8.04m	26-4½	5/29/09	22	2.09	24.09	
▶ LJ	7	Melvin ECHARD	SR	7.93mw	26-¾	5/1/10	18	1.29	19.29	
▶ LJ	17	Tyron STEWART	SR	7.82m	25-8	3/26/10	4.5	0.62	5.12	
▶ TJ	1	Julian REID	SR	17.10m	56-1¼	6/13/09	30	5.02	35.02	
▶ TJ	3	Tyron STEWART	SR	16.60m	54-5½	5/27/10	26	2.76	28.76	
▶ TJ	12	Melvin ECHARD	SR	16.01m	52-6½	5/27/10	9	0.72	9.72	
▶ JAV	4	Sam HUMPHREYS	SO	76.71m	251-8	4/10/10	24	2.35	26.35	
<b>Team Total</b>								<b>329.68</b>		

"Scrd As", short for "Scored As", Standing used for place points portion of performance's score combining preseason data (when applied) to current season data

Numbers in BLACK are both the performance's actual NCAA rank AND "scored as" rank Numbers in RED indicate actual NCAA rank does not exist or is worse than "scored as" rank Numbers in BLUE indicate actual NCAA rank is better than "scored as" rank

USTFCCCA Non-Member


Non-Member Schools Will NOT be ranked, beginning Week 2




# 2011 Outdoor Track & Field, Week #1

Only those who score >0.01 pts are shown  
**D** denotes multiple-event rule in affect

## MEN

3		 <b>Texas Tech</b>		unch					
		Big 12 Conference							
Event	Scrd As	Athlete	Yr	Scored Mark	Date	Pl. Pts.	Bonus	TOTAL	
<b>Scored bests come from CURRENT season</b>									
▶ 100m	42	Gil ROBERTS	JR	10.36	4/2/11	0.2	0.08	0.28	
▶ 200m	22	Gil ROBERTS	JR	20.72	4/2/11	<b>D</b> 2	0.43	2.43	
▶ H110	1	Omo OSAGHAE	SR	13.33	4/2/11	30	3.36	33.36	
▶ H110	9	Shane BRATHWAITE	JR	13.62	4/2/11	14	1.20	15.20	
▶ H110	15	Brandon TUCKER	JR	13.68	3/18/11	6	0.89	6.89	
▶ H110	16	Jamele MASON	JR	13.69	4/2/11	5	0.84	5.84	
▶ H400	4	Jamele MASON	JR	49.41	4/2/11	24	2.20	26.20	
▶ DISC	1	Julian WRUCK	SO	61.88m	203-0	30	5.28	35.28	
<b>Scored bests come from PRE-SEASON DATA</b>									
▶ 100m	27	Markus HENDERSON	JR	10.30w	#####	0.85	0.28	1.13	
▶ 200m	15	Markus HENDERSON	JR	20.67w	4/16/10	6	0.60	6.60	
▶ 400m	2	Gil ROBERTS	JR	44.86	5/17/09	28	2.40	30.40	
▶ 400m	13	LaToy WILLIAMS	SR	45.49	5/29/10	8	0.95	8.95	
▶ H400	3	Bryce BROWN	SR	49.31	5/29/10	26	2.42	28.42	
▶ H400	34	Zach PLINARIO	SR	51.29	5/14/10	0.5	0.01	0.51	
▶ H400	38	Shane BRATHWAITE	JR	51.40	5/1/10	0.3	0.00	0.30	
▶ Steeple	10	Gilbert LIMO	SR	8:42.99	4/23/10	12	1.22	13.22	
▶ 4x100	25			39.85	5/1/10	0.95	0.37	1.32	
▶ 4x400	16			3:06.42	5/14/10	5	0.50	5.50	
▶ LJ	4	Bryce LAMB	SO	8.05mw	26-5	5/1/10	24	2.19	26.19
▶ LJ	13	Dellon WILLIAMS	JR	7.88mw	25-10%	3/27/10	8	0.94	8.94
▶ TJ	9	Bryce LAMB	SO	16.10mw	52-10	5/1/10	14	0.99	14.99
▶ TJ	11	Dellon WILLIAMS	JR	16.04m	52-7%	5/21/10	10	0.81	10.81
<b>Team Total</b>							<b>282.77</b>		

4		 <b>Florida State</b>		unch					
		Atlantic Coast Conference							
Event	Scrd As	Athlete	Yr	Scored Mark	Date	Pl. Pts.	Bonus	TOTAL	
<b>Scored bests come from CURRENT season</b>									
▶ 400m	38	Brandon O'CONNOR	SO	46.58	4/1/11	0.3	0.00	0.30	
▶ 5000m	13	Michael FOUT	SO	13:46.19	3/25/11	8	0.75	8.75	
▶ 5000m	17	David FORRESTER	JR	13:47.60	3/25/11	4.5	0.62	5.12	
▶ 10k	3	Ciaran O'LIONAIRD	SR	28:32.30	3/25/11	26	1.86	27.86	
▶ 4x100	2	Ambler, Makusha, Mitchell, Byram		38.87	4/1/11	28	2.40	30.40	
▶ PV	39	Andrew LAHAYE	SO	5.20m	17-¾	3/4/11	0.275	0.01	0.29
▶ SP	9	Michael PUTMAN	JR	18.65m	61-2¾	4/1/11	14	1.01	15.01
▶ DISC	9	Michael PUTMAN	JR	57.96m	190-2	3/18/11	14	0.98	14.98
<b>Scored bests come from PRE-SEASON DATA</b>									
▶ 100m	3	Maurice MITCHELL	JR	10.04w	5/29/10	26	2.27	28.27	
▶ 100m	44	David AMBLER	SO	10.37w	5/14/10	0.15	0.05	0.20	
▶ 200m	1	Maurice MITCHELL	JR	20.24	5/29/10	30	2.81	32.81	
▶ 200m	2	Brandon BYRAM	SR	20.40	4/15/10	28	1.94	29.94	
▶ 200m	4	Charles CLARK	SR	20.45	6/11/09	24	1.67	25.67	
▶ 400m	9	Kevin BORLEE	JR	45.28	5/29/10	14	1.33	15.33	
▶ 400m	24	Charles CLARK	SR	45.96	5/9/09	1	0.38	1.38	
▶ 800m	34	Darrin GIBSON	SO	1:48.73	5/14/10	0.5	0.18	0.68	
▶ 1500m	37	David FORRESTER	SO	3:43.09	5/14/10	0.35	0.26	0.61	
▶ H110	47	Tremaine GRANT	SO	14.04	5/14/10	0.075	0.00	0.08	
▶ 4x400	21			3:06.93	3/25/10	2.5	0.40	2.90	
▶ LJ	3	Ngonidzashe MAKUSHA	SR	8.11m	26-7¾	6/11/09	26	2.81	28.81
▶ LJ	21	Madanha CHIBUDU	SR	7.76m	25-5¾	5/27/10	2.5	0.41	2.91
<b>Team Total</b>							<b>272.29</b>		

"Scrd As", short for "Scored As", Standing used for place points portion of performance's score combining preseason data (when applied) to current season data

Numbers in BLACK are both the performance's actual NCAA rank AND "scored as" rank Numbers in RED indicate actual NCAA rank does not exist or is worse than "scored as" rank Numbers in BLUE indicate actual NCAA rank is better than "scored as" rank

USTFCCCA Non-Member

Non-Member Schools Will NOT be ranked, beginning Week 2



# 2011 Outdoor Track & Field, Week #1

Only those who score >0.01 pts are shown  
**D** denotes multiple-event rule in affect

## MEN

5

**LSU**  
Southeastern Conference

**unch**

Event	Scrd As	Athlete	Yr	Scored Mark	Date	Pl. Pts.	Bonus	TOTAL	
<b>Scored bests come from CURRENT season</b>									
▶ 100m	19	Gabriel MVUMVURE	SR	10.23	4/2/11	3.5	0.60	4.10	
▶ 100m	21	Horatio WILLIAMS	JR	10.25	4/2/11	2.5	0.46	2.96	
▶ 400m	16	Caleb WILLIAMS	SO	45.61	4/2/11	5	0.75	5.75	
▶ 400m	31	Riker HYLTON	JR	46.32	4/2/11	0.65	0.09	0.74	
▶ 4x100	2	Nugent, Williams, Talley, Mvumvure		38.87	3/25/11	28	2.40	30.40	
▶ 4x400	6	Simmons, Alleyne-Forte, Hylton, Williams		3:03.33	4/2/11	20	1.59	21.59	
▶ PV	14	Marcus MCGEHEE	SR	5.30m	17-4½	3/25/11	7	0.49	7.49
▶ HT	41	Ross ROUBION	SR	61.04m	200-3	3/18/11	0.225	0.00	0.22
<b>Scored bests come from PRE-SEASON DATA</b>									
▶ 200m	9	Horatio WILLIAMS	JR	20.57w	4/24/10	14	1.04	15.04	
▶ 200m	45	Keyth TALLEY	JR	20.82	5/13/10	0.125	0.21	0.33	
▶ 400m	27	Robert SIMMONS	SO	46.19	5/27/10	0.85	0.19	1.04	
▶ H110	4	Barrett NUGENT	JR	13.49	6/12/10	24	2.11	26.11	
▶ PV	39	Joseph CARAWAY	SO	5.20m	17-¾	4/10/10	0.275	0.01	0.29
▶ LJ	7	Damar FORBES	SO	7.93m	26-¾	5/13/10	18	1.29	19.29
▶ LJ	15	Zedric THOMAS	SR	7.84m	25-8¾	5/13/10	6	0.70	6.70
▶ LJ	25	Kyron BLAISE	JR	7.69mw	25-2¾	4/2/10	0.95	0.17	1.12
▶ TJ	7	Zedric THOMAS	SR	16.12m	52-10¾	6/12/10	18	1.06	19.06
▶ TJ	19	Damar FORBES	SO	15.85m	52-0	3/26/10	3.5	0.38	3.88
▶ HT	2	Walter HENNING	SR	72.98m	239-5	4/10/10	28	3.78	31.78
▶ HT	10	Michael LAURO	JR	66.36m	217-8	4/16/10	12	0.93	12.93
▶ JAV	35	Aaron MOORE	JR	69.08m	226-7	5/13/10	0.45	0.00	0.45
<b>Team Total</b>								211.24	

6

**Mississippi State**  
Southeastern Conference

**▲ 2**

Event	Scrd As	Athlete	Yr	Scored Mark	Date	Pl. Pts.	Bonus	TOTAL	
<b>Scored bests come from CURRENT season</b>									
▶ 400m	32	James HARRIS	FR	46.34	4/1/11	0.6	0.07	0.67	
▶ HJ	5	James HARRIS	FR	2.23m	7-3¾	3/26/11	22	1.47	23.47
▶ HJ	26	Marcus JACKSON	FR	2.15m	7-½	3/18/11	0.9	0.15	1.05
<b>Scored bests come from PRE-SEASON DATA</b>									
▶ 100m	3	D'Angelo CHERRY	JR	10.04	6/10/09	26	2.27	28.27	
▶ 100m	12	Kendall MAY	SR	10.18w	5/29/10	9	0.94	9.94	
▶ 200m	28	Tavaris TATE	SO	20.75	3/26/10	0.8	0.33	1.13	
▶ 200m	28	Kendall MAY	SR	20.75	4/30/10	0.8	0.33	1.13	
▶ 400m	2	Tavaris TATE	SO	44.86	3/25/10	28	2.40	30.40	
▶ 400m	8	O'Neal WILDER	JR	45.24	5/13/10	16	1.43	17.43	
▶ 400m	48	Emanuel MAYERS	SR	46.74	4/16/10	0.05	0.00	0.05	
▶ H400	7	Emanuel MAYERS	SR	49.65	4/10/10	18	1.67	19.67	
▶ 4x100	6			39.09	5/13/10	20	1.75	21.75	
▶ 4x400	3			3:01.66	6/12/10	26	2.60	28.60	
▶ DEC	46	Tevarus CHRISTIAN	JR	6,840	5/13/10	0.1	0.00	0.10	
<b>Team Total</b>								183.65	

7

**Southern California**  
Pacific-10 Conference

**▼ 1**

Event	Scrd As	Athlete	Yr	Scored Mark	Date	Pl. Pts.	Bonus	TOTAL	
<b>Scored bests come from CURRENT season</b>									
▶ 100m	48	Aaron BROWN	SO	10.38	4/2/11	0.05	0.01	0.06	
▶ 200m	41	Bryshon NELLUM	SO	20.81	3/5/11	0.225	0.22	0.45	
▶ 400m	22	Josh MANCE	FR	45.86	4/2/11	2	0.46	2.46	
▶ H110	11	Brendan AMES	SR	13.66	3/19/11	10	0.99	10.99	
▶ HT	5	Trey HENDERSON	SR	69.45m	227-10	4/2/11	22	2.07	24.07
<b>Scored bests come from PRE-SEASON DATA</b>									
▶ 400m	6	Joey HUGHES	JR	45.15	6/10/10	20	1.66	21.66	
▶ 400m	23	Bryshon NELLUM	SR	45.94	5/15/10	1.5	0.40	1.90	
▶ 800m	41	Blake SHAW	JR	1:48.93	5/1/10	0.225	0.11	0.34	
▶ H110	5	Oscar SPURLOCK	SR	13.58	6/12/10	22	1.42	23.42	
▶ H400	5	Reggie WYATT	SO	49.46	5/29/10	22	2.09	24.09	
▶ 4x100	29			39.88	5/15/10	0.75	0.34	1.09	
▶ 4x400	5			3:03.26	3/31/10	22	1.63	23.63	
▶ LJ	19	Brendan AMES	SR	7.80m	25-7¾	5/15/10	3.5	0.55	4.05
▶ JAV	2	Cooper THOMPSON	SO	77.19m	253-3	5/15/10	28	2.67	30.67
<b>Team Total</b>								168.90	

"Scrd As", short for "Scored As", Standing used for place points portion of performance's score combining preseason data (when applied) to current season data

Numbers in BLACK are both the performance's actual NCAA rank AND "scored as" rank Numbers in RED indicate actual NCAA rank does not exist or is worse than "scored as" rank Numbers in BLUE indicate actual NCAA rank is better than "scored as" rank

**USTFCCCA Non-Member**

Non-Member Schools Will NOT be ranked, beginning Week 2



# 2011 Outdoor Track & Field, Week #1

Only those who score >0.01 pts are shown  
**D** denotes multiple-event rule in affect

## MEN

**8**  **Stanford** ▼ **1**  
 Pacific-10 Conference

Event	Scrd As	Athlete	Yr	Scored Mark	Date	Pl. Pts.	Bonus	TOTAL
<b>Scored bests come from CURRENT season</b>								
▶ 10k	10	Elliott HEATH	SR	28:47.69	3/25/11	<b>D</b> 12	0.92	<b>2.92</b>
▶ 10k	17	Jake RILEY	SR	28:54.69	3/25/11	4.5	0.60	<b>5.10</b>
▶ 10k	18	Chris DERRICK	JR	28:54.76	3/25/11	<b>D</b> 4	0.60	<b>2.60</b>
<b>Scored bests come from PRE-SEASON DATA</b>								
▶ 400m	45	Amaechi MORTON	JR	46.66	3/26/10	0.125	0.00	<b>0.13</b>
▶ 800m	33	Dylan FERRIS	JR	1:48.72	3/26/10	0.55	0.18	<b>0.73</b>
▶ 1500m	4	Dylan FERRIS	JR	3:40.07	5/1/10	24	1.60	<b>25.60</b>
▶ 1500m	12	Elliott HEATH	SR	3:41.27	5/1/10	<b>D</b> 9	1.00	<b>3.00</b>
▶ 1500m	28	Chris DERRICK	JR	3:42.45	5/1/10	0.8	0.47	<b>1.27</b>
▶ 5000m	2	Elliott HEATH	SR	13:29.75	4/15/10	28	2.78	<b>30.78</b>
▶ 5000m	3	Chris DERRICK	JR	13:31.67	4/15/10	26	2.51	<b>28.51</b>
▶ 5000m	22	Jake RILEY	SR	13:48.65	5/1/10	<b>D</b> 2	0.52	<b>2.52</b>
▶ 5000m	34	John SULLIVAN	SR	13:54.10	4/15/10	0.5	0.17	<b>0.67</b>
▶ 5000m	40	Brendan GREGG	JR	13:56.89	5/1/10	0.25	0.04	<b>0.29</b>
▶ 10k	20	Brendan GREGG	JR	28:56.44	3/26/10	3	0.53	<b>3.53</b>
▶ 10k	42	Miles UNTERREINER	JR	29:23.38	3/26/10	0.2	0.00	<b>0.20</b>
▶ H400	2	Amaechi MORTON	JR	48.94	5/15/10	28	3.25	<b>31.25</b>
▶ Steeple	9	John SULLIVAN	SR	8:42.97	6/12/10	14	1.23	<b>15.23</b>
▶ Steeple	50	Benjamin JOHNSON	JR	8:58.92	5/1/10	0.01	0.00	<b>0.01</b>
▶ 4x400	29			3:07.65	5/27/10	0.75	0.26	<b>1.01</b>
▶ PV	39	Casey ROCHE	SR	5.20m 17-¾	5/1/10	0.275	0.01	<b>0.29</b>
▶ SP	49	Geoffrey TABOR	JR	17.45m 57-3	3/6/10	0.025	0.00	<b>0.03</b>
▶ DISC	23	Geoffrey TABOR	JR	56.35m 184-10	3/6/10	1.5	0.31	<b>1.81</b>
▶ HT	30	Carter WELLS	SR	61.91m 203-1	4/23/10	0.7	0.00	<b>0.70</b>
<b>Team Total</b>								<b>158.15</b>

**9**  **Nebraska** **unch**  
 Big 12 Conference

Event	Scrd As	Athlete	Yr	Scored Mark	Date	Pl. Pts.	Bonus	TOTAL
<b>Scored bests come from CURRENT season</b>								
▶ H110	35	Eric LUND	SR	13.96w	4/2/11	0.45	0.02	<b>0.47</b>
▶ H400	27	Eric LUND	SR	50.98	4/2/11	0.85	0.23	<b>1.08</b>
▶ SP	5	Luke PINKELMAN	SR	19.08m 62-7½	4/2/11	22	1.93	<b>23.93</b>
▶ DISC	15	Chad WRIGHT	FR	57.18m 187-7	4/2/11	6	0.66	<b>6.66</b>
▶ DISC	39	Luke PINKELMAN	SR	54.34m 178-3	4/2/11	0.275	0.00	<b>0.28</b>
<b>Scored bests come from PRE-SEASON DATA</b>								
▶ H400	15	Adam DAILEY	SR	50.44	5/14/10	6	0.61	<b>6.61</b>
▶ Steeple	31	David ADAMS	SR	8:55.74	5/14/10	0.65	0.00	<b>0.65</b>
▶ 4x100	23			39.84	5/27/10	1.5	0.38	<b>1.88</b>
▶ 4x400	19			3:06.61	5/27/10	3.5	0.46	<b>3.96</b>
▶ HJ	5	Paul HAMILTON	SR	2.23m 7-3¾	6/12/10	22	1.47	<b>23.47</b>
▶ LJ	6	Chris PHIPPS	JR	8.01m 26-3½	5/27/10	20	1.84	<b>21.84</b>
▶ LJ	9	Nicholas GORDON	SR	7.92m 26-0	5/27/10	14	1.22	<b>15.22</b>
▶ LJ	31	Bobby CARTER	SO	7.63mw 25-½	5/1/10	0.65	0.00	<b>0.65</b>
▶ TJ	13	Chris PHIPPS	JR	16.00m 52-6	5/14/10	8	0.69	<b>8.69</b>
▶ TJ	17	Nicholas GORDON	SR	15.88m 52-1¼	5/1/10	4.5	0.43	<b>4.93</b>
▶ DISC	22	Tyler HITCHLER	JR	56.38m 184-11	5/1/10	2	0.33	<b>2.33</b>
▶ JAV	15	Adam WOLKINS	SR	73.31m 240-6	5/14/10	6	0.85	<b>6.85</b>
▶ DEC	5	Bjorn BARREFORS	SO	7,689	6/11/09	22	2.56	<b>24.56</b>
<b>Team Total</b>								<b>154.04</b>

"Scrd As", short for "Scored As", Standing used for place points portion of performance's score combining preseason data (when applied) to current season data  
 Numbers in BLACK are both the performance's actual NCAA rank AND "scored as" rank Numbers in RED indicate actual NCAA rank does not exist or is worse than "scored as" rank Numbers in BLUE indicate actual NCAA rank is better than "scored as" rank



# 2011 Outdoor Track & Field, Week #1

Only those who score >0.01 pts are shown  
D denotes multiple-event rule in affect

## MEN

**10** **Oregon** ▲ **2**  
Pacific-10 Conference

Event	Scrd As	Athlete	Yr	Scored Mark	Date	Pl. Pts.	Bonus	TOTAL	
<b>Scored bests come from CURRENT season</b>									
▶ 10k	29	Danny MERCADO	SR	29:12.00	3/25/11	0.75	0.14	0.89	
▶ 10k	33	Parker STINSON	FR	29:14.35	3/25/11	0.55	0.09	0.64	
▶ H110	49	David KLECH	SR	14.05	3/25/11	0.025	0.00	0.03	
▶ DEC	49	Kevin GODFREY	JR	6,808	4/2/11	0.025	0.00	0.03	
<b>Scored bests come from PRE-SEASON DATA</b>									
▶ 800m	11	Elijah GREER	SO	1:46.99	6/10/10	10	1.05	11.05	
▶ 800m	15	Travis THOMPSON	SR	1:47.60	5/29/10	6	0.62	6.62	
▶ 800m	51	Mac FLEET	SO	1:49.19	4/10/10		0.02	0.02	
▶ 1500m	1	A.J. ACOSTA	SR	3:39.44	4/30/10	30	1.91	31.91	
▶ 1500m	10	Matthew CENTROWITZ	JR	3:41.16	5/15/10	12	1.05	13.05	
▶ 1500m	20	Mac FLEET	SO	3:42.11	5/8/10	3	0.58	3.58	
▶ 5000m	15	A.J. ACOSTA	SR	13:46.87	5/15/10	D	6	0.69	2.69
▶ 5000m	18	Matthew CENTROWITZ	JR	13:47.73	3/26/10	D	4	0.61	2.61
▶ 10k	35	Luke PUSKEDRA	JR	29:15.36	5/15/10	0.45	0.07	0.52	
▶ H400	35	David KLECH	SR	51.31	4/30/10	0.45	0.00	0.45	
▶ Steeple	5	Stephen FINLEY	SR	8:40.56	5/27/10	22	1.74	23.74	
▶ Steeple	27	A.J. ACOSTA	SR	8:52.62	5/15/10	0.85	0.19	1.04	
▶ 4x400	40			3:08.34	5/27/10	0.25	0.13	0.38	
▶ HJ	14	Danny MARCONI	JR	2.19m	7-2¼	4/30/10	7	0.67	7.67
▶ HJ	16	Justin FRICK	SR	2.18m	7-1¼	5/1/10	5	0.54	5.54
▶ HJ	26	David KLECH	SR	2.15m	7-½	4/17/10	0.9	0.15	1.05
▶ LJ	36	Vernell WARREN	SR	7.58m	24-10½	5/27/10	0.4	0.00	0.40
▶ HT	10	Jordan STRAY	SR	66.36m	217-8	5/8/10	12	0.93	12.93
▶ JAV	12	Alex WOLFF	SR	73.36m	240-8	4/17/10	9	0.86	9.86
<b>Team Total</b>								<b>136.69</b>	

**11** **Minnesota** ▼ **1**  
Big Ten Conference

Event	Scrd As	Athlete	Yr	Scored Mark	Date	Pl. Pts.	Bonus	TOTAL	
<b>Scored bests come from CURRENT season</b>									
▶ HT	15	Micah HEGERLE	SO	64.85m	212-9	3/18/11	6	0.60	6.60
▶ HT	35	Quentin MEGE	SO	61.60m	202-1	3/18/11	0.45	0.00	0.45
<b>Scored bests come from PRE-SEASON DATA</b>									
▶ 800m	32	Harun ABDA	SO	1:48.62		5/1/10	0.6	0.21	0.81
▶ 1500m	2	Ben BLANKENSHIP	SR	3:39.77		5/29/10	28	1.75	29.75
▶ 5000m	1	Hassan MEAD	JR	13:28.45		5/2/09	30	2.97	32.97
▶ 4x400	43			3:08.59		5/27/10	0.175	0.08	0.25
▶ PV	5	Ben PETERSON	SR	5.40m	17-8½	5/14/10	22	1.41	23.41
▶ PV	39	Brock SPANDL	SR	5.20m	17-¾	5/14/10	0.275	0.01	0.29
▶ SP	3	Aaron STUDDT	SR	19.27m	63-2¾	6/11/09	26	2.53	28.53
▶ SP	17	Trey DAVIS	JR	18.30m	60-¾	5/14/10	4.5	0.50	5.00
▶ DISC	49	Micah HEGERLE	SO	53.49m	175-6	4/21/10	0.025	0.00	0.03
▶ JAV	38	Paul HOPLIN	JR	68.43m	224-6	5/1/10	0.3	0.00	0.30
▶ DEC	18	Jack SZMANDA	SO	7,284		4/21/10	4	0.48	4.48
▶ DEC	25	Joey SCHWECHE	SR	7,169		4/21/10	0.95	0.14	1.09
<b>Team Total</b>								<b>133.96</b>	

**12** **Kansas** ▲ **14**  
Big 12 Conference

Event	Scrd As	Athlete	Yr	Scored Mark	Date	Pl. Pts.	Bonus	TOTAL	
<b>Scored bests come from CURRENT season</b>									
▶ DISC	2	Mason FINLEY	SO	60.36m	198-0	4/2/11	28	3.44	31.44
▶ JAV	23	Johannes SWANEPOEL	FR	70.56m	231-6	3/19/11	1.5	0.21	1.71
<b>Scored bests come from PRE-SEASON DATA</b>									
▶ 400m	25	Kyle CLEMONS	SO	45.98		5/29/10	0.95	0.37	1.32
▶ 4x400	13			3:05.93		5/27/10	8	0.59	8.59
▶ PV	1	Jordan SCOTT	SR	5.71m	18-8¾	3/31/10	30	5.55	35.55
▶ SP	1	Mason FINLEY	SO	20.68m	67-10¼	6/12/10	30	6.97	36.97
▶ DISC	11	Brian BISHOP	SR	57.82m	189-8	5/27/10	10	0.93	10.93
▶ JAV	48	Iain TRIMBLE	SO	67.41m	221-2	4/9/10	0.05	0.00	0.05
<b>Team Total</b>								<b>126.55</b>	

"Scrd As", short for "Scored As", Standing used for place points portion of performance's score combining preseason data (when applied) to current season data

Numbers in BLACK are both the performance's actual NCAA rank AND "scored as" rank Numbers in RED indicate actual NCAA rank does not exist or is worse than "scored as" rank Numbers in BLUE indicate actual NCAA rank is better than "scored as" rank

USTFCCCA Non-Member

Non-Member Schools Will NOT be ranked, beginning Week 2



# 2011 Outdoor Track & Field, Week #1

Only those who score >0.01 pts are shown  
D denotes multiple-event rule in affect

## MEN

<b>13</b>		<b>Arkansas</b>	Southeastern Conference	▲	<b>1</b>				
Event	Scrd As	Athlete	Yr	Scored Mark	Date	Pl. Pts.	Bonus	TOTAL	
<b>Scored bests come from CURRENT season</b>									
▶ 100m	14	Marek NIIT	SO	10.21	3/25/11	7	0.73	<b>7.73</b>	
▶ 100m	37	LaShawn BUTLER	SR	10.35	3/25/11	0.35	0.11	<b>0.46</b>	
▶ 4x100	12	Cross, Braddy, Butler, Niit		39.57	4/2/11	9	0.65	<b>9.65</b>	
<b>Scored bests come from PRE-SEASON DATA</b>									
▶ 200m	34	Marek NIIT	SO	20.78	5/16/09	0.5	0.28	<b>0.78</b>	
▶ 200m	39	LaShawn BUTLER	SR	20.80	5/29/10	0.275	0.24	<b>0.52</b>	
▶ 800m	29	Dorian ULREY	SR	1:48.46	5/17/09	0.75	0.27	<b>1.02</b>	
▶ 1500m	3	Dorian ULREY	SR	3:39.93	6/13/09	26	1.67	<b>27.67</b>	
▶ 10k	4	Eric FERNANDEZ	SO	28:37.77	3/26/10	24	1.52	<b>25.52</b>	
▶ 10k	8	Solomon HAILE	SO	28:43.35	3/26/10	16	1.18	<b>17.18</b>	
▶ 10k	14	Lane BOYER	JR	28:52.25	3/26/10	7	0.70	<b>7.70</b>	
▶ H110	31	Caleb CROSS	SO	13.90	4/30/10	0.65	0.17	<b>0.82</b>	
▶ 4x400	35			3:08.18	5/27/10	0.45	0.16	<b>0.61</b>	
▶ HJ	14	Brede ELLINGSEN	SO	2.19m	7-2¼	4/17/10	7	0.67	<b>7.67</b>
▶ LJ	20	Tarik BATCHELOR	JR	7.77m	25-6	5/27/10	3	0.45	<b>3.45</b>
▶ LJ	49	Terry PRENTICE	JR	7.52m	24-8¼	5/13/10	0.025	0.00	<b>0.03</b>
▶ TJ	10	Tarik BATCHELOR	JR	16.07m	52-8¼	5/30/09	12	0.90	<b>12.90</b>
<b>Team Total</b>								<b>123.70</b>	

<b>14</b>		<b>Texas</b>	Big 12 Conference	▲	<b>3</b>				
Event	Scrd As	Athlete	Yr	Scored Mark	Date	Pl. Pts.	Bonus	TOTAL	
<b>Scored bests come from CURRENT season</b>									
▶ 100m	29	Trevante RHODES	JR	10.33	3/25/11	0.75	0.18	<b>0.93</b>	
▶ 200m	31	Trevante RHODES	JR	20.77w	3/25/11	0.65	0.29	<b>0.94</b>	
▶ H110	44	Jake WOHLFORD	FR	14.03	3/25/11	0.15	0.00	<b>0.15</b>	
▶ 4x100	36	Williams, Rhodes, Goodwin, Monroe		40.02	3/25/11	0.4	0.21	<b>0.61</b>	
▶ TJ	13	Mark JACKSON	FR	16.00m	52-6	3/25/11	8	0.69	<b>8.69</b>
▶ TJ	26	Jamal WILSON	SR	15.69m	51-5¼	3/25/11	0.9	0.13	<b>1.03</b>
▶ SP	34	Brandon DRENON	SR	17.71m	58-1¼	3/25/11	0.5	0.00	<b>0.50</b>
▶ DISC	24	Brandon DRENON	SR	56.16m	184-3	3/25/11	1	0.23	<b>1.23</b>
<b>Scored bests come from PRE-SEASON DATA</b>									
▶ 400m	34	Andre THOMAS	SR	46.37	5/1/10	0.5	0.04	<b>0.54</b>	
▶ H110	2	Keiron STEWART	SO	13.39w	5/29/10	28	2.89	<b>30.89</b>	
▶ 4x400	24			3:07.11	5/27/10	1	0.36	<b>1.36</b>	
▶ HJ	21	Jamal WILSON	SR	2.16m	7-1	4/20/10	2.5	0.28	<b>2.78</b>
▶ PV	23	Hayden CLARK	SO	5.25m	17-2¼	5/27/10	1.5	0.25	<b>1.75</b>
▶ PV	48	Kenny GREAVES	SR	5.19m	17-¼	5/14/10	0.05	0.00	<b>0.05</b>
▶ LJ	2	Marquise GOODWIN	SO	8.15m	26-9	6/12/10	28	3.22	<b>31.22</b>
▶ SP	6	Hayden BAILLIO	SO	18.78m	61-7¼	6/12/10	20	1.29	<b>21.29</b>
▶ SP	12	Jacob THORMAEHLEN	JR	18.55m	60-10¼	3/19/10	9	0.80	<b>9.80</b>
▶ DEC	34	Isaac MURPHY	JR	7,010	3/31/10	0.5	0.00	<b>0.50</b>	
<b>Team Total</b>								<b>114.28</b>	

"Scrd As", short for "Scored As", Standing used for place points portion of performance's score combining preseason data (when applied) to current season data

Numbers in BLACK are both the performance's actual NCAA rank AND "scored as" rank Numbers in RED indicate actual NCAA rank does not exist or is worse than "scored as" rank Numbers in BLUE indicate actual NCAA rank is better than "scored as" rank

USTFCCCA Non-Member

Non-Member Schools Will NOT be ranked, beginning Week 2



# 2011 Outdoor Track & Field, Week #1

Only those who score >0.01 pts are shown  
D denotes multiple-event rule in affect

## MEN

**15** **BYU** ▼ **4**  
Mountain West Conference

Event	Scrd As	Athlete	Yr	Scored	Mark	Date	Pl. Pts.	Bonus	TOTAL
<b>Scored bests come from CURRENT season</b>									
▶ PV	35	Victor WEIRICH	SO	5.22m	17-1½	4/2/11	0.45	0.11	0.56
▶ PV	39	Tanner EMRICH	SR	5.20m	17-¾	3/17/11	0.275	0.01	0.29
<b>Scored bests come from PRE-SEASON DATA</b>									
▶ 800m	10	Ryan WAITE	JR	1:46.83		5/29/10	12	1.21	13.21
▶ 1500m	15	Brian WEIRICH	SR	3:41.70		5/12/10	6	0.79	6.79
▶ 5000m	31	Nathan OGDEN	SR	13:52.03		3/26/10	0.65	0.26	0.91
▶ 10k	12	Jonathan KOTTER	SR	28:48.33		5/1/10	9	0.88	9.88
▶ 10k	30	Nathan OGDEN	SR	29:12.41		4/15/10	0.7	0.13	0.83
▶ H400	29	Chris CARTER	JR	51.17		4/5/07	0.75	0.09	0.84
▶ 4x400	50			3:09.25		5/12/10	0.01	0.00	0.01
▶ PV	4	Chris LITTLE	SR	5.41m	17-9	3/31/10	24	1.50	25.50
▶ TJ	49	Anse Myller DEARAUJO	SR	15.36mw	50-4¾	3/26/10	0.025	0.00	0.03
▶ SP	15	Leif ARRHENIUS	SR	18.42m	60-5¼	4/21/10	6	0.63	6.63
▶ DISC	3	Leif ARRHENIUS	SR	59.68m	195-9	4/21/10	26	2.62	28.62
▶ HT	18	Oliver WHALEY	SR	64.09m	210-3	5/27/10	4	0.44	4.44
▶ HT	23	Leif ARRHENIUS	SR	62.77m	205-11	5/12/10	1.5	0.15	1.65
▶ JAV	13	Chris RENO	JR	73.35m	240-7	5/12/10	8	0.86	8.86
▶ JAV	21	Sean RICHARDSON	SR	71.84m	235-8	4/21/10	2.5	0.51	3.01
▶ JAV	25	Blaine BAKER	SR	70.29m	230-7	3/31/10	0.95	0.14	1.09
<b>Team Total</b>									<b>113.14</b>

**16** **Auburn** ▲ **2**  
Southeastern Conference

Event	Scrd As	Athlete	Yr	Scored	Mark	Date	Pl. Pts.	Bonus	TOTAL
<b>Scored bests come from CURRENT season</b>									
▶ 100m	14	Keenan BROCK	FR	10.21		4/1/11	7	0.73	7.73
▶ 200m	26	Harry ADAMS	JR	20.74		3/26/11	0.9	0.36	1.26
▶ HJ	16	DJ SMITH	FR	2.18m	7-1¾	3/26/11	5	0.54	5.54
▶ DISC	27	Stephen SAENZ	FR	55.92m	183-5	3/26/11	0.85	0.13	0.98
<b>Scored bests come from PRE-SEASON DATA</b>									
▶ 100m	2	Marcus ROWLAND	JR	10.03w		4/2/10	28	2.37	30.37
▶ 100m	10	Harry ADAMS	SO	10.17w		3/26/10	12	1.01	13.01
▶ 100m	33	Michael DEHAVEN	SR	10.34		5/29/10	0.55	0.15	0.70
▶ 200m	18	Michael DEHAVEN	SR	20.70		4/16/10	4	0.50	4.50
▶ 200m	51	Marcus ROWLAND	JR	20.91		3/26/10		0.05	0.05
▶ 5000m	7	Ben CHERUIYOT	JR	13:42.59		4/16/10	18	1.09	19.09
▶ 10k	25	Ben CHERUIYOT	JR	29:09.09		6/12/10	0.95	0.19	1.14
▶ 4x100	7			39.18		6/10/10	18	1.48	19.48
▶ 4x400	50			3:09.25		4/8/10	0.01	0.00	0.01
▶ SP	14	Stephen SAENZ	FR	18.43m	60-5¾	4/17/10	7	0.64	7.64
<b>Team Total</b>									<b>111.50</b>

"Scrd As", short for "Scored As", Standing used for place points portion of performance's score combining preseason data (when applied) to current season data

Numbers in BLACK are both the performance's actual NCAA rank AND "scored as" rank Numbers in RED indicate actual NCAA rank does not exist or is worse than "scored as" rank Numbers in BLUE indicate actual NCAA rank is better than "scored as" rank

USTFCCCA Non-Member

Non-Member Schools Will NOT be ranked, beginning Week 2



# 2011 Outdoor Track & Field, Week #1

Only those who score >0.01 pts are shown  
D denotes multiple-event rule in affect

## MEN

17

### Oklahoma

Big 12 Conference

▼ 2

Event	Scrd As	Athlete	Yr	Scored	Mark	Date	Pl. Pts.	Bonus	TOTAL
<b>Scored bests come from CURRENT season</b>									
▶ SP	49	Conrad AARON	SO	17.45m	57-3	4/2/11	0.025	0.00	0.03
▶ HT	9	KP SINGH	SR	66.70m	218-10	4/2/11	14	1.00	15.00
<b>Scored bests come from PRE-SEASON DATA</b>									
▶ 100m	14	Mookie SALAAM	JR	10.21		6/12/10	7	0.73	7.73
▶ 200m	3	Mookie SALAAM	JR	20.41		5/27/10	26	1.89	27.89
▶ 1500m	24	Jacob BOONE	SR	3:42.19		5/1/10	1	0.55	1.55
▶ 1500m	38	Eric HARASYN	SR	3:43.10		5/27/10	0.3	0.25	0.55
▶ 5000m	29	Kevin WILLIAMS	SO	13:51.13		5/1/10	0.75	0.30	1.05
▶ 5000m	35	Robert SORRELL	SR	13:54.69		3/26/10	0.45	0.14	0.59
▶ 5000m	44	Kevin SCHWAB	SO	13:57.12		5/1/10	0.15	0.03	0.18
▶ 5000m	50	Jeremy SADBURY	SR	13:58.64		5/1/10	0.01	0.00	0.01
▶ 10k	38	Jeremy SADBURY	SR	29:18.64		3/26/10	0.3	0.01	0.31
▶ 10k	46	Kevin SCHWAB	SO	29:27.90		5/14/10	0.1	0.00	0.10
▶ H110	19	Malcolm ANDERSON	SR	13.79		5/1/10	3.5	0.45	3.95
▶ H400	10	Eric BAILEY	SR	50.17		5/29/10	12	0.81	12.81
▶ 4x100	20			39.72		5/27/10	3	0.50	3.50
▶ 4x400	17			3:06.43		4/23/10	4.5	0.49	4.99
▶ LJ	36	Alex MADKINS	JR	7.58m	24-10½	5/14/10	0.4	0.00	0.40
▶ DISC	4	Luke BRYANT	JR	59.39m	194-10	4/10/10	24	2.27	26.27
▶ DISC	18	KP SINGH	SR	56.60m	185-8	4/10/10	4	0.42	4.42
Team Total								111.32	

18

### Virginia Tech

Atlantic Coast Conference

▼ 2

Event	Scrd As	Athlete	Yr	Scored	Mark	Date	Pl. Pts.	Bonus	TOTAL
<b>Scored bests come from CURRENT season</b>									
▶ 100m	29	Keith RICKS	JR	10.33		4/1/11	0.75	0.18	0.93
▶ 200m	39	Keith RICKS	JR	20.80		4/1/11	0.275	0.24	0.52
▶ PV	22	Hunter HALL	JR	5.27m	17-3½	4/1/11	2	0.35	2.35
<b>Scored bests come from PRE-SEASON DATA</b>									
▶ 1500m	23	Michael HAMMOND	JR	3:42.17		5/14/10	1.5	0.56	2.06
▶ 1500m	36	William MULHERIN	JR	3:43.08		4/20/10	0.4	0.26	0.66
▶ 5000m	28	William MULHERIN	JR	13:50.76		6/12/10	0.8	0.33	1.13
▶ PV	9	Jared JODON	SR	5.35m	17-6½	4/2/10	14	0.93	14.93
▶ PV	12	Stephan MUNZ		5.32m	17-5½	5/24/10	9	0.65	9.65
▶ TJ	27	David WILSON	SO	15.68m	51-5½	4/15/10	0.85	0.12	0.97
▶ TJ	29	Hasheem HALIM	JR	15.67mw	51-5	4/15/10	0.75	0.10	0.85
▶ HT	1	Marcel LOMNICKY	JR	74.83m	245-6	4/2/10	30	4.90	34.90
▶ HT	3	Alexander ZIEGLER	SO	72.43m	237-7	6/12/10	26	3.45	29.45
▶ HT	26	Denis MAHMIC	SO	62.04m	203-6	4/2/10	0.9	0.00	0.90
▶ JAV	16	Matthias TREFF		73.11m	239-10	4/16/09	5	0.80	5.80
Team Total								105.10	

19

### Kansas State

Big 12 Conference

▼ 2

Event	Scrd As	Athlete	Yr	Scored	Mark	Date	Pl. Pts.	Bonus	TOTAL
<b>Scored bests come from CURRENT season</b>									
▶ HJ	1	Erik KYNARD	SO	2.28m	7-5¼	3/17/11	30	3.28	33.28
<b>Scored bests come from PRE-SEASON DATA</b>									
▶ 100m	29	Martynas JURGILAS	JR	10.33		#####	0.75	0.18	0.93
▶ H110	6	Jeffrey JULMIS	SR	13.59		5/29/10	20	1.35	21.35
▶ HJ	36	Michael HEALEY	SR	2.14m	7-¼	5/1/10	0.4	0.02	0.42
▶ HT	24	Tomaz BOGOVIC	JR	62.69m	205-8	4/3/10	1	0.14	1.14
▶ DEC	3	Mantas SILKAUSKAS	JR	7,706		5/16/09	26	2.70	28.70
▶ DEC	10	Moritz CLEVE	SR	7,429		4/1/10	12	0.91	12.91
Team Total								98.74	

"Scrd As", short for "Scored As", Standing used for place points portion of performance's score combining preseason data (when applied) to current season data

Numbers in BLACK are both the performance's actual NCAA rank AND "scored as" rank Numbers in RED indicate actual NCAA rank does not exist or is worse than "scored as" rank Numbers in BLUE indicate actual NCAA rank is better than "scored as" rank

**USTFCCCA Non-Member**

Non-Member Schools Will NOT be ranked, beginning Week 2



# 2011 Outdoor Track & Field, Week #1

Only those who score >0.01 pts are shown  
D denotes multiple-event rule in affect

## MEN

20

**South Carolina**  
Southeastern Conference

unch

Event	Scrd As	Athlete	Yr	Scored Mark	Date	Pl. Pts.	Bonus	TOTAL
<b>Scored bests come from PRE-SEASON DATA</b>								
▶ 100m	37	Antonio SALES	SR	10.35	3/19/10	0.35	0.11	0.46
▶ 200m	7	Antonio SALES	SR	20.54	5/29/10	18	1.20	19.20
▶ 4x100	5			39.07	6/10/10	22	1.80	23.80
▶ 4x400	7			3:03.58	6/12/10	18	1.46	19.46
▶ PV	5	Marvin REITZE	JR	5.40m	17-8½ 4/20/10	22	1.41	23.41
▶ TJ	42	Lincoln CARR	SO	15.50m	50-10% 5/13/10	0.2	0.00	0.20
▶ HT	17	Mike ZAJAC	SR	64.31m	211-0 4/2/10	4.5	0.49	4.99
▶ DEC	31	Scott PIERCE	SR	7,056	5/13/10	0.65	0.00	0.65
Team Total								92.17

21

**UCLA**  
Pacific-10 Conference

▲ 3

Event	Scrd As	Athlete	Yr	Scored Mark	Date	Pl. Pts.	Bonus	TOTAL
<b>Scored bests come from CURRENT season</b>								
▶ 200m	31	Maxwell DYCE	SO	20.77w	3/25/11	0.65	0.29	0.94
▶ PV	14	Greg WOEPSE	SR	5.30m	17-4½ 4/2/11	7	0.49	7.49
▶ TJ	16	Jonathan CLARK	SR	15.94m	52-3¾ 3/25/11	5	0.52	5.52
▶ DISC	19	Bo TAYLOR	SR	56.44m	185-2 3/12/11	3.5	0.35	3.85
▶ DISC	37	Tom NAGENGAST	JR	54.48m	178-9 3/25/11	0.35	0.00	0.35
▶ HT	22	Alec FALDERMEYER	FR	63.20m	207-4 4/2/11	2	0.25	2.25
<b>Scored bests come from PRE-SEASON DATA</b>								
▶ 800m	2	Cory PRIMM	SR	1:45.70	6/10/10	28	2.39	30.39
▶ 800m	17	Scott CRAWFORD	SR	1:47.78	5/29/10	4.5	0.50	5.00
▶ Steeple	12	Dylan KNIGHT	SR	8:43.68	5/15/10	9	1.10	10.10
▶ Steeple	39	Spencer KNIGHT	SR	8:57.95	5/15/10	0.275	0.00	0.28
▶ 4x100	10			39.43	5/27/10	12	0.92	12.92
▶ HJ	21	Taylor HOBSON	SR	2.16m	7-1 4/18/09	2.5	0.28	2.78
▶ PV	13	Casey DICESARE	SR	5.31m	17-5 3/31/10	8	0.56	8.56
▶ LJ	27	Taylor HOBSON	SR	7.68m	25-2½ 4/18/09	0.85	0.13	0.98
▶ LJ	32	Nelson ROSARIO	JR	7.62m	25-0 5/1/10	0.6	0.00	0.60
▶ DEC	45	Trent PEREZ	JR	6,874	5/15/10	0.125	0.00	0.13
Team Total								92.13

22

**Georgia**  
Southeastern Conference

▲ 1

Event	Scrd As	Athlete	Yr	Scored Mark	Date	Pl. Pts.	Bonus	TOTAL
<b>Scored bests come from CURRENT season</b>								
▶ 200m	47	Torrin LAWRENCE	JR	20.88	3/26/11	0.075	0.10	0.18
▶ 400m	37	Torrin LAWRENCE	JR	46.54	4/1/11	0.35	0.00	0.35
▶ Steeple	16	Matt CLEAVER	JR	8:45.76	4/1/11	5	0.81	5.81
▶ SP	47	Teonor DAVILMAR	SO	17.49m	57-4% 4/1/11	0.075	0.00	0.08
▶ DISC	29	Justin WELCH	FR	55.68m	182-8 3/25/11	0.75	0.03	0.78
▶ HT	8	Justin WELCH	FR	67.78m	222-4 3/25/11	16	1.37	17.37
<b>Scored bests come from PRE-SEASON DATA</b>								
▶ 200m	52	Eric HARRIS	SO	20.92	3/26/10		0.03	0.03
▶ 800m	6	Aaron EVANS	JR	1:46.26	5/29/10	20	1.80	21.80
▶ H110	40	Cory HOLMAN	SR	13.99	5/13/10	0.25	0.00	0.25
▶ 4x100	19			39.68	5/13/10	3.5	0.53	4.03
▶ 4x400	38			3:08.26	5/27/10	0.3	0.14	0.44
▶ PV	39	John SMITH	JR	5.20m	17-¾ 5/13/10	0.275	0.01	0.29
▶ LJ	22	Aaron LAGARDE	JR	7.75m	25-5% 3/26/10	2	0.38	2.38
▶ TJ	38	Aaron LAGARDE	JR	15.56mw	51-¾ 5/8/10	0.3	0.00	0.30
▶ SP	44	Petr NOVOTNY	SO	17.55m	57-7 4/2/10	0.15	0.00	0.15
▶ JAV	19	Brian MOORE	JR	72.95m	239-4 5/13/10	3.5	0.77	4.27
▶ JAV	36	Ben DAVIES	JR	68.98m	226-3 4/4/09	0.4	0.00	0.40
▶ DEC	2	Michael AYERS	JR	7,794	6/11/09	28	3.46	31.46
▶ DEC	35	Tommy BARRINEAU	SR	6,987	5/13/09	0.45	0.00	0.45
Team Total								90.82

"Scrd As", short for "Scored As", Standing used for place points portion of performance's score combining preseason data (when applied) to current season data

Numbers in BLACK are both the performance's actual NCAA rank AND "scored as" rank Numbers in RED indicate actual NCAA rank does not exist or is worse than "scored as" rank Numbers in BLUE indicate actual NCAA rank is better than "scored as" rank

USTFCCCA Non-Member

Non-Member Schools Will NOT be ranked, beginning Week 2



# 2011 Outdoor Track & Field, Week #1

Only those who score >0.01 pts are shown  
D denotes multiple-event rule in affect

## MEN

**23** **Mississippi** ▼ **10**  
Southeastern Conference

Event	Scrd As	Athlete	Yr	Scored Mark	Date	Pl. Pts.	Bonus	TOTAL
<b>Scored bests come from CURRENT season</b>								
▶ 4x100	46	Oliver, Juin, Lee, Granger		40.31	3/26/11	0.1	0.00	0.10
▶ TJ	39	Kentrell SANDERS	FR	15.54m 51-0	3/26/11	0.275	0.00	0.28
▶ TJ	48	Morris KERSH	SO	15.40m 50-6½	3/26/11	0.05	0.00	0.05
<b>Scored bests come from PRE-SEASON DATA</b>								
▶ 100m	24	Jonathan JUIN	SR	10.28	#####	1	0.35	1.35
▶ 100m	25	Michael GRANGER	SO	10.29	4/2/10	0.95	0.32	1.27
▶ 200m	23	Jonathan JUIN	SR	20.73	3/26/10	1.5	0.39	1.89
▶ H400	6	Lee MOORE	SR	49.52	4/10/10	20	1.96	21.96
▶ H400	12	Carson BLANKS	JR	50.26	5/29/10	9	0.74	9.74
▶ Steeple	8	Martin KIRUI	SR	8:42.47	5/27/10	16	1.33	17.33
▶ 4x400	39			3:08.33	4/21/10	0.275	0.13	0.40
▶ HJ	1	Ricky ROBERTSON	SO	2.28m 7-5½	4/2/10	30	3.28	33.28
▶ LJ	35	Caleb LEE	JR	7.59m 24-11	4/21/10	0.45	0.00	0.45

**Team Total 88.10**

**24** **Alabama** ▼ **2**  
Southeastern Conference

Event	Scrd As	Athlete	Yr	Scored Mark	Date	Pl. Pts.	Bonus	TOTAL
<b>Scored bests come from PRE-SEASON DATA</b>								
▶ 200m	30	Kirani JAMES	SO	20.76	4/5/10	0.7	0.31	1.01
▶ 400m	5	Kirani JAMES	SO	45.01	5/13/10	22	2.02	24.02
▶ 800m	3	Fred SAMOEI	SR	1:45.94	6/10/10	26	2.14	28.14
▶ 800m	47	Julius BOR	SR	1:49.11	4/7/10	0.075	0.05	0.13
▶ 1500m	9	Julius BOR	SR	3:41.11	4/2/10	14	1.08	15.08
▶ 1500m	35	Joel ROP	SR	3:43.06	4/2/10	0.45	0.27	0.72
▶ 10k	44	Moses KIPTOO	JR	29:26.66	4/7/10	0.15	0.00	0.15
▶ 4x100	16			39.64	5/13/10	5	0.57	5.57
▶ 4x400	12			3:05.65	5/27/10	9	0.65	9.65
▶ HJ	21	Tyler CAMPBELL	JR	2.16m 7-1	4/7/10	2.5	0.28	2.78
▶ DEC	50	Michael HUGHES	SR	6,794	5/13/10	0.01	0.00	0.01

**Team Total 87.25**

**25** **Princeton** ▲ **5**  
Ivy League

Event	Scrd As	Athlete	Yr	Scored Mark	Date	Pl. Pts.	Bonus	TOTAL
<b>Scored bests come from CURRENT season</b>								
▶ 5000m	12	Mark AMIRAULT	SR	13:45.69	3/25/11	9	0.80	9.80
▶ 5000m	14	Donn CABRAL	JR	13:46.50	3/25/11	D 7	0.72	2.72
▶ 10k	26	Brian LEUNG	JR	29:09.94	3/25/11	0.9	0.18	1.08
▶ PV	14	David SLOVENSKI	JR	5.30m 17-4½	3/18/11	7	0.49	7.49
▶ HT	19	Craig PEARCE	SR	63.97m 209-10	4/2/11	3.5	0.41	3.91
<b>Scored bests come from PRE-SEASON DATA</b>								
▶ 800m	38	Russell DINKINS	SO	1:48.91	5/27/10	0.3	0.12	0.42
▶ Steeple	2	Donn CABRAL	JR	8:35.60	5/27/10	28	2.82	30.82
▶ Steeple	24	Trevor VAN ACKEREN	JR	8:49.95	4/2/10	1	0.37	1.37
▶ HT	4	Conor MCCULLOUGH	SO	70.78m 232-2	5/14/10	24	2.63	26.63

**Team Total 84.23**

**26** **Washington** ▼ **5**  
Pacific-10 Conference

Event	Scrd As	Athlete	Yr	Scored Mark	Date	Pl. Pts.	Bonus	TOTAL
<b>Scored bests come from CURRENT season</b>								
▶ 5000m	16	Colton TULLY-DOYLE	SR	13:47.25	3/25/11	5	0.65	5.65
▶ 5000m	30	James CAMERON	JR	13:51.83	3/25/11	0.7	0.27	0.97
<b>Scored bests come from PRE-SEASON DATA</b>								
▶ 100m	18	James ALAKA	SO	10.22w	5/1/10	4	0.66	4.66
▶ 200m	20	James ALAKA	SO	20.71	5/29/10	3	0.46	3.46
▶ 10k	45	Jordan SWARTHOUT	SR	29:27.88	3/26/10	0.125	0.00	0.13
▶ 4x100	39			40.14	5/27/10	0.275	0.10	0.37
▶ PV	3	Scott ROTH	SR	5.50m 18-½	4/10/10	26	2.61	28.61
▶ HT	39	Angus TAYLOR	JR	61.28m 201-0	5/27/10	0.275	0.00	0.28
▶ JAV	7	Kyle NIELSEN	SR	75.32m 247-1	4/23/10	18	1.58	19.58
▶ JAV	22	Joe ZIMMERMAN	SO	71.71m 235-3	5/27/10	2	0.48	2.48
▶ DEC	8	Jeremy TAIWO	JR	7,521	5/15/10	16	1.41	17.41

**Team Total 83.58**

"Scrd As", short for "Scored As", Standing used for place points portion of performance's score combining preseason data (when applied) to current season data

Numbers in BLACK are both the performance's actual NCAA rank AND "scored as" rank Numbers in RED indicate actual NCAA rank does not exist or is worse than "scored as" rank Numbers in BLUE indicate actual NCAA rank is better than "scored as" rank

USTFCCCA Non-Member

Non-Member Schools Will NOT be ranked, beginning Week 2



# 2011 Outdoor Track & Field, Week #1

Only those who score >0.01 pts are shown  
D denotes multiple-event rule in affect

## MEN

27

### Penn State

Big Ten Conference

unch

Event	Scrd As	Athlete	Yr	Scored Mark	Date	Pl. Pts.	Bonus	TOTAL	
<b>Scored bests come from CURRENT season</b>									
▶ 200m	53	Brady GEHRET	FR	20.93	4/1/11		0.02	0.02	
▶ 4x400	25	Nadolsky, Williams, Loxsom, Gehret		3:07.19	4/1/11	0.95	0.35	1.30	
▶ TJ	24	Hanif JOHNSON	JR	15.76m	51-8½	4/1/11	1	0.24	1.24
▶ DISC	36	Will BARR	FR	54.55m	178-11	4/1/11	0.4	0.00	0.40
▶ DISC	50	Joe KOVACS	JR	53.48m	175-5	4/1/11	0.01	0.00	0.01
<b>Scored bests come from PRE-SEASON DATA</b>									
▶ 800m	9	Casimir LOXSOM	SO	1:46.74	5/1/10	14	1.30	15.30	
▶ 800m	17	Ryan FOSTER	SR	1:47.78	5/1/10	D	4.5	0.50	2.50
▶ 800m	35	Owen DAWSON	SR	1:48.85	4/8/10	0.45	0.14	0.59	
▶ 800m	45	Lionel WILLIAMS	SR	1:49.07	4/2/10	0.125	0.06	0.19	
▶ 1500m	11	Ryan FOSTER	SR	3:41.26	4/2/10	10	1.00	11.00	
▶ SP	2	Blake EATON	SR	19.57m	64-2½	6/12/10	28	3.48	31.48
▶ SP	7	Joe KOVACS	JR	18.73m	61-5½	4/17/10	18	1.18	19.18
▶ DEC	37	Anya UZOH	JR	6,966	5/14/10	0.35	0.00	0.35	
Team Total								83.56	

29

### California

Pacific-10 Conference

▼ 4

Event	Scrd As	Athlete	Yr	Scored Mark	Date	Pl. Pts.	Bonus	TOTAL	
<b>Scored bests come from CURRENT season</b>									
▶ H110	11	Ray STEWART	JR	13.66	3/25/11	10	0.99	10.99	
▶ TJ	45	Hammed SULEMAN	SO	15.48m	50-9½	3/25/11	0.125	0.00	0.13
<b>Scored bests come from PRE-SEASON DATA</b>									
▶ 1500m	14	Steve SODARO	SR	3:41.69	4/23/10	D	7	0.79	2.79
▶ 1500m	29	Michael COE	SR	3:42.56	4/23/10	0.75	0.43	1.18	
▶ 5000m	21	Michael COE	SR	13:48.64	5/15/10	2.5	0.52	3.02	
▶ Steeple	6	Steve SODARO	SR	8:40.60	5/15/10	20	1.74	21.74	
▶ HJ	36	Brian CARMICHAEL	JR	2.14m	7-¼	5/15/10	0.4	0.02	0.42
▶ PV	21	Connor LANDRY	SR	5.28m	17-3¾	5/15/10	2.5	0.39	2.89
▶ LJ	46	Hammed SULEMAN	SO	7.53m	24-8½	4/3/10	0.1	0.00	0.10
▶ SP	23	Patrick KOWALSKY	SR	18.06m	59-3	4/3/10	1.5	0.24	1.74
▶ DEC	1	Michael MORRISON	SR	7,801	6/12/10	30	3.52	33.52	
Team Total								78.52	

28

### Oklahoma State

Big 12 Conference

unch

Event	Scrd As	Athlete	Yr	Scored Mark	Date	Pl. Pts.	Bonus	TOTAL	
<b>Scored bests come from CURRENT season</b>									
▶ 10k	9	Colby LOWE	JR	28:45.91	3/25/11	D	14	1.03	3.03
<b>Scored bests come from PRE-SEASON DATA</b>									
▶ 1500m	25	Johnathan STUBLASKI	JR	3:42.20	4/30/10	0.95	0.55	1.50	
▶ 1500m	43	Raul BOTEZAN	JR	3:44.01	4/30/10	0.175	0.07	0.24	
▶ 1500m	44	Thomas FARRELL	SO	3:44.02	5/14/10	0.15	0.07	0.22	
▶ 5000m	4	German FERNANDEZ	SO	13:31.78	5/2/09	24	2.49	26.49	
▶ 5000m	8	Colby LOWE	JR	13:42.60	4/15/10	16	1.08	17.08	
▶ 10k	2	Girma MECHESO	JR	28:26.09	3/27/09	28	2.24	30.24	
Team Total								78.81	

30

### Virginia

Atlantic Coast Conference

▲ 1

Event	Scrd As	Athlete	Yr	Scored Mark	Date	Pl. Pts.	Bonus	TOTAL	
<b>Scored bests come from CURRENT season</b>									
▶ HT	46	Vincenzo CHIARIELLO	JR	60.64m	198-11	4/1/11	0.1	0.00	0.10
▶ JAV	18	Andy FAHRINGER	JR	73.02m	239-7	3/25/11	4	0.78	4.78
<b>Scored bests come from PRE-SEASON DATA</b>									
▶ 800m	1	Robby ANDREWS	SO	1:45.54	6/10/10	30	2.56	32.56	
▶ 800m	4	Lance ROLLER	JR	1:46.11	6/10/10	24	1.96	25.96	
▶ 1500m	8	Robby ANDREWS	SO	3:41.09	5/16/10	D	16	1.09	3.09
▶ H110	26	Adams ABDULRAZAAQ	SR	13.85	4/15/10	0.9	0.30	1.20	
▶ TJ	23	Marcus ROBINSON	SR	15.78m	51-9¾	4/15/10	1.5	0.27	1.77
Team Total								69.45	

"Scrd As", short for "Scored As", Standing used for place points portion of performance's score combining preseason data (when applied) to current season data  
 Numbers in BLACK are both the performance's actual NCAA rank AND "scored as" rank Numbers in RED indicate actual NCAA rank does not exist or is worse than "scored as" rank Numbers in BLUE indicate actual NCAA rank is better than "scored as" rank



# 2011 Outdoor Track & Field, Week #1

Only those who score >0.01 pts are shown  
**D** denotes multiple-event rule in affect

## MEN

31

### Baylor

Big 12 Conference

▼ 2

Event	Scrd As	Athlete	Yr	Scored Mark	Date	Pl. Pts.	Bonus	TOTAL	
<b>Scored bests come from CURRENT season</b>									
▶ 100m	33	Woodrow RANDALL	JR	10.34w	4/2/11	0.55	0.15	0.70	
▶ 800m	39	James GILREATH	SR	1:48.92	3/25/11	0.275	0.11	0.39	
▶ H400	25	Gabriel EL HANBLI	FR	50.83	3/18/11	0.95	0.33	1.28	
<b>Scored bests come from PRE-SEASON DATA</b>									
▶ 200m	20	Whitney PREVOST	SR	20.71	5/29/10	3	0.46	3.46	
▶ 400m	18	Marcus BOYD	SR	45.69	5/1/10	4	0.61	4.61	
▶ 400m	19	Zwede HEWITT	JR	45.70	5/29/10	3.5	0.60	4.10	
▶ 800m	36	Gavyn NERO	SO	1:48.86	5/27/10	0.4	0.13	0.53	
▶ H400	20	Chance CASEY	SO	50.65	5/14/10	3	0.46	3.46	
▶ 4x100	7			39.18	3/31/10	18	1.48	19.48	
▶ 4x400	4			3:02.70	3/31/10	24	1.97	25.97	
▶ JAV	17	Nick LYONS	SR	73.04m	239-7	3/31/10	4.5	0.79	5.29
<b>Team Total</b>								69.27	

33

### Liberty

Big South Conference

unch

Event	Scrd As	Athlete	Yr	Scored Mark	Date	Pl. Pts.	Bonus	TOTAL	
<b>Scored bests come from CURRENT season</b>									
▶ PV	39	Kolby SHEPHERD	JR	5.20m	17-¾	4/1/11	0.275	0.01	0.29
▶ SP	39	Ryan SMITH	JR	17.66m	57-11¼	4/1/11	0.275	0.00	0.28
▶ JAV	33	Elliott GALEONE	SR	69.11m	226-9	3/11/11	0.55	0.00	0.55
<b>Scored bests come from PRE-SEASON DATA</b>									
▶ 5000m	11	Sam CHELANGA	SR	13:45.35	6/12/10	<b>D</b>	10	0.83	2.83
▶ 10k	1	Sam CHELANGA	SR	27:08.39	5/1/10		30	7.28	37.28
▶ Steeple	17	Evans KIGEN	SR	8:46.53	5/1/10		4.5	0.70	5.20
▶ HJ	26	Anthony BRYANT	JR	2.15m	7-½	4/17/09	0.9	0.15	1.05
▶ LJ	40	Clarence POWELL	SR	7.56mw	24-9¾	4/2/10	0.25	0.00	0.25
▶ TJ	17	Clarence POWELL	SR	15.88m	52-1¼	5/27/10	4.5	0.43	4.93
▶ TJ	19	Anthony BRYANT	JR	15.85m	52-0	4/18/09	3.5	0.38	3.88
▶ DEC	27	Geran WOODBRIDGE	SR	7,112	4/2/10		0.85	0.00	0.85
<b>Team Total</b>								57.38	

32

### Arizona

Pacific-10 Conference

▲ 8

Event	Scrd As	Athlete	Yr	Scored Mark	Date	Pl. Pts.	Bonus	TOTAL	
<b>Scored bests come from CURRENT season</b>									
▶ 100m	44	Chris MCSWAIN	JR	10.37	4/2/11	0.15	0.05	0.20	
▶ 800m	37	Lawi LALANG	FR	1:48.88	4/2/11	0.35	0.13	0.48	
▶ HJ	5	Edgar RIVERA-MORALES	SO	2.23m	7-¾	4/2/11	22	1.47	23.47
▶ HJ	13	Nick ROSS	SO	2.20m	7-2½	4/2/11	8	0.80	8.80
▶ SP	10	Robert GIRE	SR	18.61m	61-¾	4/2/11	12	0.93	12.93
▶ DISC	40	Robert GIRE	SR	54.30m	178-1	4/2/11	0.25	0.00	0.25
▶ DISC	41	Korion MORRIS	SR	54.29m	178-1	4/2/11	0.225	0.00	0.22
<b>Scored bests come from PRE-SEASON DATA</b>									
▶ 800m	25	Abdi HASSAN	JR	1:48.23	5/15/10	0.95	0.35	1.30	
▶ 1500m	51	Abdi HASSAN	JR	3:44.32	3/26/10		0.02	0.02	
▶ 5000m	9	Stephen SAMBU	JR	13:43.60	4/16/10	14	0.99	14.99	
▶ 10k	24	Stephen SAMBU		29:01.34	5/1/10	1	0.35	1.35	
▶ Steeple	44	Brian MACARTHUR	SR	8:58.54	3/26/10	0.15	0.00	0.15	
▶ SP	19	Korion MORRIS	SR	18.15m	59-6¾	4/3/10	3.5	0.34	3.84
<b>Team Total</b>								67.99	

34

### Indiana

Big Ten Conference

▲ 1

Event	Scrd As	Athlete	Yr	Scored Mark	Date	Pl. Pts.	Bonus	TOTAL	
<b>Scored bests come from CURRENT season</b>									
▶ 5000m	20	Ben HUBERS	JR	13:48.35	3/25/11	3	0.55	3.55	
▶ 10k	11	Andrew POORE	JR	28:48.02	3/25/11	10	0.90	10.90	
▶ 4x100	23	Sult, Butler, Vaughn, Pipkin		39.84	3/26/11	1.5	0.38	1.88	
▶ HJ	5	Derek DROUIN	JR	2.23m	7-¾	3/26/11	22	1.47	23.47
<b>Scored bests come from PRE-SEASON DATA</b>									
▶ 1500m	47	Ben HUBERS	JR	3:44.11	4/10/10	0.075	0.05	0.13	
▶ 5000m	23	Andrew POORE	JR	13:49.23	5/14/10	1.5	0.47	1.97	
▶ 10k	39	Zachary MAYHEW	SO	29:19.57	3/26/10	0.275	0.00	0.28	
▶ Steeple	11	De'Sean TURNER	JR	8:43.44	6/10/10	10	1.14	11.14	
▶ Steeple	13	Andrew POORE	JR	8:44.10	5/14/10	<b>D</b>	8	1.04	3.04
▶ TJ	34	Olumide OLAMIGOKE	JR	15.62m	51-3	5/7/10	0.5	0.03	0.53
▶ DISC	45	Paul HAAS	SR	53.72m	176-3	4/16/10	0.125	0.00	0.13
<b>Team Total</b>								57.00	

"Scrd As", short for "Scored As", Standing used for place points portion of performance's score combining preseason data (when applied) to current season data

Numbers in BLACK are both the performance's actual NCAA rank AND "scored as" rank Numbers in RED indicate actual NCAA rank does not exist or is worse than "scored as" rank Numbers in BLUE indicate actual NCAA rank is better than "scored as" rank

**USTFCCCA Non-Member**

Non-Member Schools Will NOT be ranked, beginning Week 2



# 2011 Outdoor Track & Field, Week #1

Only those who score >0.01 pts are shown  
**D** denotes multiple-event rule in affect

## MEN

35

### Arizona State

Pacific-10 Conference

▼ **1**

Event	Scrd As	Athlete	Yr	Scored Mark	Date	Pl. Pts.	Bonus	TOTAL
<b>Scored bests come from CURRENT season</b>								
▶ 400m	50	William HENRY	FR	46.76	3/25/11	0.01	0.00	0.01
▶ DEC	30	Jamie SANDYS	JR	7,061	3/31/11	0.7	0.00	0.70
<b>Scored bests come from PRE-SEASON DATA</b>								
▶ 800m	26	Mason MCHENRY	JR	1:48.38	5/15/10	0.9	0.30	1.20
▶ 4x100	15			39.60	4/8/10	6	0.61	6.61
▶ 4x400	8			3:03.78	4/15/10	16	1.38	17.38
▶ SP	4	Jordan CLARKE	SO	19.21m	63-¾ 6/12/10	24	2.34	26.34
▶ DISC	21	Jordan CLARKE	SO	56.41m	185-1 5/1/10	2.5	0.34	2.84
▶ HT	44	Jordan CLARKE	SO	60.81m	199-6 5/1/10	0.15	0.00	0.15
<b>Team Total</b>								<b>55.23</b>

36

### TCU

Mountain West Conference

unch

Event	Scrd As	Athlete	Yr	Scored Mark	Date	Pl. Pts.	Bonus	TOTAL
<b>Scored bests come from CURRENT season</b>								
▶ 100m	21	Charles SILMON	SO	10.25	3/18/11	2.5	0.46	2.96
▶ 400m	39	Mychal DUNGEY	SR	46.59	4/2/11	0.275	0.00	0.28
▶ 800m	39	Jack OBRIEN	JR	1:48.92	3/25/11	0.275	0.11	0.39
<b>Scored bests come from PRE-SEASON DATA</b>								
▶ 200m	11	Charles SILMON	SO	20.58	5/29/10	10	0.98	10.98
▶ 200m	14	Mychal DUNGEY	SR	20.66	5/29/10	7	0.64	7.64
▶ 1500m	48	Festus KIGEN	SR	3:44.18	5/12/10	0.05	0.04	0.09
▶ 5000m	32	Festus KIGEN	SR	13:52.06	4/15/10	0.6	0.26	0.86
▶ H110	34	Jordan PITTS	SR	13.94w	3/19/10	0.5	0.07	0.57
▶ H400	33	Jordan PITTS	SR	51.28	5/12/10	0.55	0.02	0.57
▶ 4x100	9			39.20	3/31/10	14	1.42	15.42
▶ 4x400	10			3:05.46	5/27/10	12	0.72	12.72
<b>Team Total</b>								<b>52.48</b>

37

### Ohio State

Big Ten Conference

▲ **6**

Event	Scrd As	Athlete	Yr	Scored Mark	Date	Pl. Pts.	Bonus	TOTAL
<b>Scored bests come from CURRENT season</b>								
▶ 400m	21	Thomas MURDAUGH	JR	45.81	4/2/11	2.5	0.51	3.01
▶ H400	42	Marcus BROOKS	SO	51.59	4/2/11	0.2	0.00	0.20
▶ LJ	10	Mike HARTFIELD	JR	7.91m	25-11½ 4/2/11	12	1.15	13.15
▶ LJ	28	Korbin SMITH	SO	7.65mw	25-1¼ 4/2/11	0.8	0.03	0.83
▶ TJ	32	Mike HARTFIELD	JR	15.63m	51-3½ 4/2/11	0.6	0.04	0.64
▶ HT	31	Max MAYS	JR	61.85m	202-11 4/2/11	0.65	0.00	0.65
▶ DEC	29	Heath NICKLES	SO	7,078	3/31/11	0.75	0.00	0.75
<b>Scored bests come from PRE-SEASON DATA</b>								
▶ 5000m	42	Jake EDWARDS	SR	13:57.03	4/15/10	0.2	0.03	0.23
▶ H400	46	Aaron ROBERTS	SR	51.61	5/14/10	0.1	0.00	0.10
▶ Steeple	20	Adam GREEN	SR	8:48.18	4/30/10	3	0.50	3.50
▶ Steeple	22	Cory LESLIE	JR	8:49.06	5/27/10	2	0.43	2.43
▶ 4x400	9			3:03.97	5/27/10	14	1.31	15.31
▶ SP	13	Matt DECHANT	JR	18.54m	60-10 6/12/10	8	0.78	8.78
▶ SP	24	Tyler BRANCH	JR	18.02m	59-1¼ 5/14/10	1	0.20	1.20
<b>Team Total</b>								<b>50.76</b>

38

### UTEP

Conference USA

▼ **1**

Event	Scrd As	Athlete	Yr	Scored Mark	Date	Pl. Pts.	Bonus	TOTAL
<b>Scored bests come from CURRENT season</b>								
▶ 1500m	52	Elkana ROTICH	SO	3:44.41	3/26/11		0.00	0.00
▶ 4x400	46	Adeniyani, Mutegi, Garcia, Kock		3:08.69	4/2/11	0.1	0.06	0.16
<b>Scored bests come from PRE-SEASON DATA</b>								
▶ 100m	49	Suji ADENIYAN	SR	10.39w	#####	0.025	0.00	0.03
▶ 200m	23	Anderson MUTEGI	SR	20.73	4/18/10	1.5	0.39	1.89
▶ 400m	7	Anderson MUTEGI	SR	45.22	5/29/10	18	1.48	19.48
▶ 400m	41	Curtis KOCK	SR	46.61	5/1/10	0.225	0.00	0.22
▶ 4x100	16			39.64	4/10/10	5	0.57	5.57
▶ HT	6	Dimitrios FYLLADITAKIS	SR	68.82m	225-9 3/27/10	20	1.81	21.81
<b>Team Total</b>								<b>49.17</b>

"Scrd As", short for "Scored As", Standing used for place points portion of performance's score combining preseason data (when applied) to current season data

Numbers in BLACK are both the performance's actual NCAA rank AND "scored as" rank Numbers in RED indicate actual NCAA rank does not exist or is worse than "scored as" rank Numbers in BLUE indicate actual NCAA rank is better than "scored as" rank

**USTFCCCA Non-Member**

Non-Member Schools Will NOT be ranked, beginning Week 2



# 2011 Outdoor Track & Field, Week #1

Only those who score >0.01 pts are shown  
D denotes multiple-event rule in affect

## MEN

39

### Northwestern State

Southland Conference

unch

Event	Scrd As	Athlete	Yr	Scored Mark	Date	Pl. Pts.	Bonus	TOTAL
Scored bests come from PRE-SEASON DATA								
▶ 100m	6	Justin WALKER	SO	10.13w	5/1/10	20	1.32	21.32
▶ 200m	5	Justin WALKER	SO	20.49	4/15/10	22	1.46	23.46
▶ 400m	32	Charles GREEN	SR	46.34	5/1/10	0.6	0.07	0.67
▶ 4x400	23			3:07.06	3/31/10	1.5	0.37	1.87
<b>Team Total</b>								47.33

42

### Missouri

Big 12 Conference

▼ 4

Event	Scrd As	Athlete	Yr	Scored Mark	Date	Pl. Pts.	Bonus	TOTAL
Scored bests come from CURRENT season								
▶ SP	37	Brooks MOSIER	SO	17.67m	57-11% 4/1/11	0.35	0.00	0.35
Scored bests come from PRE-SEASON DATA								
▶ 800m	13	Aaron DIXON	SR	1:47.39	5/29/10	8	0.77	8.77
▶ 800m	14	Blake IRWIN	JR	1:47.53	5/29/10	7	0.67	7.67
▶ PV	23	Brian HANCOCK	SR	5.25m	17-2% 5/16/09	1.5	0.25	1.75
▶ HT	38	Chris HOLLY	SR	61.42m	201-6 4/14/10	0.3	0.00	0.30
▶ DEC	4	Lars RISE	SR	7,695	5/14/10	24	2.61	26.61
<b>Team Total</b>								45.45

40

### Northern Arizona

Big Sky Conference

▼ 8

Event	Scrd As	Athlete	Yr	Scored Mark	Date	Pl. Pts.	Bonus	TOTAL
Scored bests come from PRE-SEASON DATA								
▶ 5000m	24	Diego ESTRADA	JR	13:49.35	4/15/10	1	0.46	1.46
▶ 5000m	49	Ahmed OSMAN	JR	13:58.20	5/1/10	0.025	0.00	0.03
▶ 10k	5	Diego ESTRADA	JR	28:40.19	5/1/10	22	1.38	23.38
▶ 10k	15	Ahmed OSMAN	JR	28:52.57	4/15/10	6	0.69	6.69
▶ 10k	16	Ben ASHKETTLE	SR	28:52.72	5/1/10	5	0.68	5.68
▶ DISC	13	Andres ROSSINI	SR	57.57m	188-10 5/1/10	8	0.82	8.82
<b>Team Total</b>								46.05

43

### Illinois

Big Ten Conference

▼ 1

Event	Scrd As	Athlete	Yr	Scored Mark	Date	Pl. Pts.	Bonus	TOTAL
Scored bests come from CURRENT season								
▶ Steeple	37	Chris DESILVA	JR	8:57.51	4/2/11	0.35	0.00	0.35
Scored bests come from PRE-SEASON DATA								
▶ 10k	27	Colin MICKOW	JR	29:10.74	5/14/10	0.85	0.16	1.01
▶ 10k	50	Hunter MICKOW	JR	29:30.09	5/14/10	0.01	0.00	0.01
▶ H110	3	Andrew RILEY	JR	13.45	6/12/10	26	2.42	28.42
▶ H400	14	Cody WISSLEAD	SR	50.33	5/29/10	7	0.69	7.69
▶ Steeple	42	Kyle ENGNELL	JR	8:58.31	5/14/10	0.2	0.00	0.20
▶ 4x100	21			39.76	4/21/10	2.5	0.46	2.96
▶ 4x400	30			3:07.67	5/27/10	0.7	0.25	0.95
▶ HT	33	Matt MCHUGH	SR	61.83m	202-10 4/2/10	0.55	0.00	0.55
<b>Team Total</b>								42.14

41

### Oral Roberts

The Summit League

▲ 7

Event	Scrd As	Athlete	Yr	Scored Mark	Date	Pl. Pts.	Bonus	TOTAL
Scored bests come from CURRENT season								
▶ 4x400	31	Roberts, Williams, Chaufausipo, Gibson		3:07.71	4/2/11	0.65	0.25	0.90
▶ PV	2	Jack WHITT	SO	5.58m	18-3% 4/2/11	28	3.73	31.73
▶ PV	23	Dustin GEHRKE	SO	5.25m	17-2% 4/2/11	1.5	0.25	1.75
▶ LJ	16	Clive CHAFAUSIPO	JR	7.83m	25-8% 4/2/11	5	0.66	5.66
Scored bests come from PRE-SEASON DATA								
▶ 100m	37	Marvin BONDE	SR	10.35	5/27/10	0.35	0.11	0.46
▶ 200m	17	Marvin BONDE	SR	20.68w	6/12/10	4.5	0.57	5.07
▶ TJ	49	Fredrick BROWN	SR	15.36m	50-4% 5/13/10	0.025	0.00	0.03
<b>Team Total</b>								45.59

"Scrd As", short for "Scored As", Standing used for place points portion of performance's score combining preseason data (when applied) to current season data

Numbers in BLACK are both the performance's actual NCAA rank AND "scored as" rank Numbers in RED indicate actual NCAA rank does not exist or is worse than "scored as" rank Numbers in BLUE indicate actual NCAA rank is better than "scored as" rank

**USTFCCCA Non-Member**

Non-Member Schools Will NOT be ranked, beginning Week 2



# 2011 Outdoor Track & Field, Week #1

Only those who score >0.01 pts are shown  
**D** denotes multiple-event rule in affect

## MEN

44

### New Mexico

Mountain West Conference

▼ 3

Event	Scrd As	Athlete	Yr	Scored Mark	Date	Pl. Pts.	Bonus	TOTAL
<b>Scored bests come from CURRENT season</b>								
▶ TJ	39	Warrick CAMPBELL	FR	15.54mw 51-0	4/1/11	0.275	0.00	0.28
<b>Scored bests come from PRE-SEASON DATA</b>								
▶ 100m	42	Lamaar THOMAS	JR	10.36	5/14/10	0.2	0.08	0.28
▶ 1500m	17	David BISHOP	SR	3:42.01	5/12/10	4.5	0.63	5.13
▶ 1500m	22	Ross MILLINGTON	JR	3:42.15	5/12/10	2	0.56	2.56
▶ 10k	7	Keith GERRARD	SR	28:42.51	3/26/10	18	1.24	19.24
▶ 10k	40	Brock HAGERMAN	SR	29:20.09	3/26/10	0.25	0.00	0.25
▶ 4x100	49			40.35	5/27/10	0.025	0.00	0.03
▶ PV	14	Kyle WALKER	JR	5.30m 17-4½	5/12/10	7	0.49	7.49
▶ DEC	16	Richard YORK	SO	7,292	5/12/10	5	0.51	5.51
Team Total								40.76

45

### Washington State

Pacific-10 Conference

▲ 2

Event	Scrd As	Athlete	Yr	Scored Mark	Date	Pl. Pts.	Bonus	TOTAL
<b>Scored bests come from CURRENT season</b>								
▶ H110	27	Jeshua ANDERSON	SR	13.86	4/2/11	0.85	0.27	1.12
▶ H400	31	J HOPKINS	JR	51.23	4/2/11	0.65	0.05	0.70
<b>Scored bests come from PRE-SEASON DATA</b>								
▶ 800m	19	Joe ABBOTT	JR	1:47.87	5/29/10	3.5	0.47	3.97
▶ H400	1	Jeshua ANDERSON	SR	48.63	5/15/10	30	3.95	33.95
▶ 4x100	43			40.27	5/1/10	0.175	0.00	0.17
▶ TJ	34	Stephan SCOTT-ELLIS	SO	15.62m 51-3	5/1/10	0.5	0.03	0.53
▶ DISC	47	Joe BARTLETT	JR	53.62m 175-11	5/1/10	0.075	0.00	0.08
Team Total								40.51

46

### Iowa

Big Ten Conference

▲ 28

Event	Scrd As	Athlete	Yr	Scored Mark	Date	Pl. Pts.	Bonus	TOTAL
<b>Scored bests come from CURRENT season</b>								
▶ JAV	8	Matt BYERS	SO	74.89m 245-8	4/2/11	16	1.38	17.38
<b>Scored bests come from PRE-SEASON DATA</b>								
▶ 100m	37	Justin AUSTIN		10.35w	4/10/09	0.35	0.11	0.46
▶ 400m	20	Steven WILLEY	SR	45.78	5/29/10	3	0.53	3.53
▶ 400m	48	Patrick RICHARDS	JR	46.74	4/8/10	0.05	0.00	0.05
▶ 800m	20	Erik SOWINSKI	JR	1:48.00	5/29/10	3	0.42	3.42
▶ 800m	30	Adam HAIRSTON		1:48.53	6/10/09	0.7	0.24	0.94
▶ 1500m	34	Jeff THODE	SO	3:43.02	5/27/10	0.5	0.28	0.78
▶ H110	50	Jordan MULLEN	SO	14.06	4/2/10	0.01	0.00	0.01
▶ 4x100	46			40.31	5/27/10	0.1	0.00	0.10
▶ 4x400	11			3:05.61	6/12/10	10	0.66	10.66
▶ LJ	45	Jeffery HERRON	JR	7.54mw 24-9	5/1/10	0.125	0.00	0.13
▶ TJ	29	Troy DORIS		15.67m 51-5	4/24/10	0.75	0.10	0.85
▶ SP	32	Ryan LAMPAREK	JR	17.78m 58-4	5/27/10	0.6	0.00	0.60
▶ HT	45	Matt BANSE	JR	60.66m 199-0	4/10/10	0.125	0.00	0.13
Team Total								39.05

47

### Western Kentucky

Sun Belt Conference

▲ 73

Event	Scrd As	Athlete	Yr	Scored Mark	Date	Pl. Pts.	Bonus	TOTAL
<b>Scored bests come from CURRENT season</b>								
▶ JAV	1	Ignacio GUERRA	JR	78.69m 258-2	4/1/11	30	3.68	33.68
<b>Scored bests come from PRE-SEASON DATA</b>								
▶ 10k	32	Deus RWAHERUS	JR	29:13.75	4/15/10	0.6	0.10	0.70
▶ 4x100	25			39.85	5/27/10	0.95	0.37	1.32
▶ 4x400	22			3:06.99	4/2/10	2	0.39	2.39
Team Total								38.08

"Scrd As", short for "Scored As", Standing used for place points portion of performance's score combining preseason data (when applied) to current season data

Numbers in BLACK are both the performance's actual NCAA rank AND "scored as" rank Numbers in RED indicate actual NCAA rank does not exist or is worse than "scored as" rank Numbers in BLUE indicate actual NCAA rank is better than "scored as" rank

**USTFCCCA Non-Member**

Non-Member Schools Will NOT be ranked, beginning Week 2



# 2011 Outdoor Track & Field, Week #1

Only those who score >0.01 pts are shown  
**D** denotes multiple-event rule in affect

## MEN

**48** **Utah State** ▼ **3**  
 Western Athletic Conference

Event	Scrd As	Athlete	Yr	Scored Mark	Date	Pl. Pts.	Bonus	TOTAL
<b>Scored bests come from PRE-SEASON DATA</b>								
▶ 100m	<b>29</b>	Mike PYRTLE	SR	10.33	5/12/10	0.75	0.18	<b>0.93</b>
▶ 10k	<b>23</b>	Brian MCKENNA	JR	29:00.76	5/1/10	1.5	0.36	<b>1.86</b>
▶ 4x100	<b>37</b>			40.05	5/12/10	0.35	0.18	<b>0.53</b>
▶ HJ	<b>3</b>	Clint SILCOCK	SR	2.26m	7-5 4/17/10	26	2.52	<b>28.52</b>
▶ SP	<b>16</b>	Joe CANAVAN	JR	18.40m	60-4 4/30/10	5	0.61	<b>5.61</b>
▶ DEC	<b>47</b>	Philip NOBLE	SR	6,828	5/12/10	0.075	0.00	<b>0.08</b>
<b>Team Total</b>						<b>37.52</b>		

**49** **ULM** ▼ **5**  
 Sun Belt Conference

Event	Scrd As	Athlete	Yr	Scored Mark	Date	Pl. Pts.	Bonus	TOTAL
<b>Scored bests come from CURRENT season</b>								
▶ JAV	<b>10</b>	Richard MCKAY	JR	73.68m	241-8 3/18/11	12	0.94	<b>12.94</b>
<b>Scored bests come from PRE-SEASON DATA</b>								
▶ 100m	<b>5</b>	Luther AMBROSE	JR	10.12	6/12/10	22	1.43	<b>23.43</b>
▶ 200m	<b>49</b>	Luther AMBROSE	JR	20.89w	5/14/10	0.025	0.08	<b>0.11</b>
▶ JAV	<b>38</b>	Kyle KENT	SR	68.43m	224-6 5/27/10	0.3	0.00	<b>0.30</b>
<b>Team Total</b>						<b>36.77</b>		

**50** **Rutgers** ▼ **4**  
 BIG EAST Conference

Event	Scrd As	Athlete	Yr	Scored Mark	Date	Pl. Pts.	Bonus	TOTAL
<b>Scored bests come from PRE-SEASON DATA</b>								
▶ H400	<b>20</b>	Aaron YOUNGER	JR	50.65	5/29/10	3	0.46	<b>3.46</b>
▶ 4x400	<b>15</b>			3:06.13	5/27/10	6	0.55	<b>6.55</b>
▶ HJ	<b>21</b>	Adam BERGO	JR	2.16m	7-1 4/30/10	2.5	0.28	<b>2.78</b>
▶ DISC	<b>5</b>	James PLUMMER	JR	59.10m	193-10 3/19/10	22	1.92	<b>23.92</b>
<b>Team Total</b>						<b>36.71</b>		

**51** **USF** unch  
 BIG EAST Conference

Event	Scrd As	Athlete	Yr	Scored Mark	Date	Pl. Pts.	Bonus	TOTAL
<b>Scored bests come from PRE-SEASON DATA</b>								
▶ H400	<b>9</b>	David ARISTIL	JR	50.13	6/10/10	14	0.86	<b>14.86</b>
▶ DISC	<b>6</b>	Jared THOMAS	JR	58.98m	193-6 3/25/10	20	1.81	<b>21.81</b>
<b>Team Total</b>						<b>36.68</b>		

**52** **UTSA** ▲ **4**  
 Southland Conference

Event	Scrd As	Athlete	Yr	Scored Mark	Date	Pl. Pts.	Bonus	TOTAL
<b>Scored bests come from CURRENT season</b>								
▶ H110	<b>28</b>	Keyunta HAYES	FR	13.88	4/1/11	0.8	0.22	<b>1.02</b>
▶ HJ	<b>16</b>	Keith BENFORD	SO	2.18m	7-1 3/25/11	5	0.54	<b>5.54</b>
▶ HJ	<b>43</b>	Kerry THOMPSON	FR	2.13m	6-11 4/1/11	0.175	0.00	<b>0.17</b>
<b>Scored bests come from PRE-SEASON DATA</b>								
▶ 4x100	<b>14</b>			39.59	3/31/10	7	0.62	<b>7.62</b>
▶ HJ	<b>43</b>	Devon BOND	SR	2.13m	6-11 5/14/10	0.175	0.00	<b>0.17</b>
▶ TJ	<b>6</b>	Devon BOND	SR	16.20mw	53-1 6/12/10	20	1.30	<b>21.30</b>
▶ SP	<b>45</b>	Richard GARRETT	SO	17.54m	57-6 3/26/10	0.125	0.00	<b>0.13</b>
<b>Team Total</b>						<b>35.96</b>		

**53** **Louisville** ▼ **1**  
 BIG EAST Conference

Event	Scrd As	Athlete	Yr	Scored Mark	Date	Pl. Pts.	Bonus	TOTAL
<b>Scored bests come from PRE-SEASON DATA</b>								
▶ Steeple	<b>1</b>	Matt HUGHES	SR	8:34.18	6/12/10	30	3.14	<b>33.14</b>
▶ HJ	<b>36</b>	Neil ANGERMEIER	SR	2.14m	7- 4/16/10	0.4	0.02	<b>0.42</b>
▶ LJ	<b>46</b>	Wesley SMITH	JR	7.53m	24-8 5/14/10	0.1	0.00	<b>0.10</b>
▶ TJ	<b>46</b>	Seon POWELL	JR	15.44m	50-8 4/10/10	0.1	0.00	<b>0.10</b>
▶ SP	<b>35</b>	Weston BANKS	SR	17.70m	58-1 4/16/10	0.45	0.00	<b>0.45</b>
▶ DISC	<b>42</b>	Josh GREENWALD	SR	54.19m	177-9 4/16/10	0.2	0.00	<b>0.20</b>
<b>Team Total</b>						<b>34.41</b>		

"Scrd As", short for "Scored As", Standing used for place points portion of performance's score combining preseason data (when applied) to current season data  
 Numbers in BLACK are both the performance's actual NCAA rank AND "scored as" rank Numbers in RED indicate actual NCAA rank does not exist or is worse than "scored as" rank Numbers in BLUE indicate actual NCAA rank is better than "scored as" rank



# 2011 Outdoor Track & Field, Week #1

Only those who score >0.01 pts are shown  
D denotes multiple-event rule in affect

## MEN

54

### Akron

Mid-American Conference

▼ 5

Event	Scrd As	Athlete	Yr	Scored Mark	Date	Pl. Pts.	Bonus	TOTAL	
<b>Scored bests come from PRE-SEASON DATA</b>									
▶ 200m	34	Phil FERGUSON	JR	20.78w	3/26/10	0.5	0.28	0.78	
▶ H110	32	Tyshaun PEOPLES	JR	13.91	5/29/10	0.6	0.15	0.75	
▶ 4x100	49			40.35	5/27/10	0.025	0.00	0.03	
▶ HJ	36	Michael MCCALL	SR	2.14m	7-¾	4/16/10	0.4	0.02	0.42
▶ PV	8	Michael UHLE	SR	5.36m	17-7	5/13/10	16	1.03	17.03
▶ PV	37	Bjorn JOHANSSON	JR	5.21m	17-1	3/31/10	0.35	0.06	0.41
▶ DEC	9	Bjorn JOHANSSON	JR	7,432	4/14/10	14	0.92	14.92	
<b>Team Total</b>								34.33	

55

### Houston

Conference USA

▼ 1

Event	Scrd As	Athlete	Yr	Scored Mark	Date	Pl. Pts.	Bonus	TOTAL	
<b>Scored bests come from CURRENT season</b>									
▶ PV	23	Alex BENTLEY	SR	5.25m	17-2¾	4/1/11	1.5	0.25	1.75
▶ TJ	42	Lamar DELANEY	SR	15.50m	50-10%	3/19/11	0.2	0.00	0.20
<b>Scored bests come from PRE-SEASON DATA</b>									
▶ 100m	37	Isaiah SWEENEY		10.35	5/29/09	0.35	0.11	0.46	
▶ 200m	31	Errol NOLAN	SO	20.77	4/20/10	0.65	0.29	0.94	
▶ 400m	15	Errol NOLAN	SO	45.59	5/29/10	6	0.78	6.78	
▶ H400	25	Jason PEREZ	SR	50.83	4/24/10	0.95	0.33	1.28	
▶ 4x100	30			39.89	5/27/10	0.7	0.33	1.03	
▶ LJ	40	Isiah SWEENEY	JR	7.56m	24-9¾	5/13/10	0.25	0.00	0.25
▶ TJ	15	Chris CARTER	SR	15.98m	52-5¾	5/27/10	6	0.63	6.63
▶ DEC	10	Wesley BRAY	SR	7,429	3/31/10	12	0.91	12.91	
<b>Team Total</b>								32.25	

56

### Tennessee

Southeastern Conference

▼ 6

Event	Scrd As	Athlete	Yr	Scored Mark	Date	Pl. Pts.	Bonus	TOTAL	
<b>Scored bests come from CURRENT season</b>									
▶ 100m	25	Dentarius LOCKE	FR	10.29	4/2/11	0.95	0.32	1.27	
▶ 200m	41	Dentarius LOCKE	FR	20.81	4/2/11	0.225	0.22	0.45	
<b>Scored bests come from PRE-SEASON DATA</b>									
▶ 800m	31	Joseph FRANKLIN	JR	1:48.55	5/13/10	0.65	0.24	0.89	
▶ 4x100	33			39.93	4/2/10	0.55	0.29	0.84	
▶ PV	7	Joe BERRY	JR	5.38m	17-7¾	5/16/09	18	1.22	19.22
▶ PV	23	Robert RASNICK	JR	5.25m	17-2¾	5/27/10	1.5	0.25	1.75
▶ LJ	14	Desmond BROWN	JR	7.85m	25-9¾	5/13/10	7	0.73	7.73
<b>Team Total</b>								32.15	

57

### Eastern Illinois

Ohio Valley Conference

▲ 48

Event	Scrd As	Athlete	Yr	Scored Mark	Date	Pl. Pts.	Bonus	TOTAL	
<b>Scored bests come from CURRENT season</b>									
▶ 100m	8	Zye BOEY	JR	10.15w	3/31/11	16	1.15	17.15	
▶ 200m	15	Zye BOEY	JR	20.67	3/31/11	6	0.60	6.60	
▶ PV	14	Michael VIKEN	FR	5.30m	17-4¾	3/31/11	7	0.49	7.49
▶ DISC	46	Tyler ARNHOLT	SR	53.69m	176-1	3/31/11	0.1	0.00	0.10
<b>Scored bests come from PRE-SEASON DATA</b>									
▶ 4x100	48			40.32	4/16/10	0.05	0.00	0.05	
<b>Team Total</b>								31.39	

58

### Michigan State

Big Ten Conference

▼ 5

Event	Scrd As	Athlete	Yr	Scored Mark	Date	Pl. Pts.	Bonus	TOTAL	
<b>Scored bests come from PRE-SEASON DATA</b>									
▶ 1500m	40	Josh MCALARY	SO	3:43.87	5/29/10	0.25	0.09	0.34	
▶ 10k	48	Patrick GROSSKOPF	SR	29:28.18	5/14/10	0.05	0.00	0.05	
▶ H400	20	Keenan MICHAEL	SO	50.65	5/29/10	3	0.46	3.46	
▶ Steeple	18	Spencer BEATTY	SR	8:46.81	5/14/10	4	0.66	4.66	
▶ Steeple	23	Aaron SIMONEAU	JR	8:49.20	5/14/10	1.5	0.42	1.92	
▶ HJ	26	Kurt SCHNEIDER	SO	2.15m	7-½	4/16/10	0.9	0.15	1.05
▶ PV	49	Logan LYNCH	SR	5.18m	17-0	4/16/10	0.025	0.00	0.03
▶ DISC	7	Lonnie PUGH	JR	58.65m	192-5	5/30/09	18	1.54	19.54
<b>Team Total</b>								31.05	

"Scrd As", short for "Scored As", Standing used for place points portion of performance's score combining preseason data (when applied) to current season data

Numbers in BLACK are both the performance's actual NCAA rank AND "scored as" rank Numbers in RED indicate actual NCAA rank does not exist or is worse than "scored as" rank Numbers in BLUE indicate actual NCAA rank is better than "scored as" rank

**USTFCCCA Non-Member**

Non-Member Schools Will NOT be ranked, beginning Week 2



# 2011 Outdoor Track & Field, Week #1

Only those who score >0.01 pts are shown  
D denotes multiple-event rule in affect

## MEN

**59** **Kentucky** ▲ 8  
Southeastern Conference

Event	Scrd As	Athlete	Yr	Scored Mark	Date	Pl. Pts.	Bonus	TOTAL
<b>Scored bests come from CURRENT season</b>								
▶ 800m	12	Sharif WEBB	SR	1:47.19	4/1/11	9	0.90	9.90
<b>Scored bests come from PRE-SEASON DATA</b>								
▶ H110	23	Keith HAYES	JR	13.83w	4/14/10	1.5	0.35	1.85
▶ TJ	27	David BANKS	SR	15.68m 51-5½	4/30/10	0.85	0.12	0.97
▶ DISC	8	Colin BOEVERS	SR	58.55m 192-1	4/23/10	16	1.46	17.46
<b>Team Total</b>								<b>30.18</b>

**60** **Clemson** ▼ 3  
Atlantic Coast Conference

Event	Scrd As	Athlete	Yr	Scored Mark	Date	Pl. Pts.	Bonus	TOTAL
<b>Scored bests come from PRE-SEASON DATA</b>								
▶ H110	19	Spencer ADAMS	SO	13.79w	4/15/10	3.5	0.45	3.95
▶ H110	35	Marcus MAXEY	SO	13.96w	4/15/10	0.45	0.02	0.47
▶ 4x400	32			3:08.02	4/2/10	0.6	0.19	0.79
▶ LJ	43	Josh FOWLER	SR	7.55m 24-9¼	5/7/10	0.175	0.00	0.17
▶ TJ	31	Josh FOWLER	SR	15.66m 51-4½	5/27/10	0.65	0.09	0.74
▶ SP	43	Alex PADGETT	SR	17.62m 57-9¼	4/15/10	0.175	0.00	0.17
▶ HT	21	Alex PADGETT	SR	63.23m 207-5	4/15/10	2.5	0.25	2.75
▶ DEC	7	Miller MOSS	SR	7,628	4/15/10	18	2.03	20.03
<b>Team Total</b>								<b>29.08</b>

**61** **Air Force** ▼ 2  
Mountain West Conference

Event	Scrd As	Athlete	Yr	Scored Mark	Date	Pl. Pts.	Bonus	TOTAL
<b>Scored bests come from CURRENT season</b>								
▶ HT	31	Robert DRYE	JR	61.85m 202-11	3/19/11	0.65	0.00	0.65
<b>Scored bests come from PRE-SEASON DATA</b>								
▶ 1500m	45	Justin TYNER	SR	3:44.05	4/8/10	0.125	0.06	0.19
▶ 5000m	5	Justin TYNER	SR	13:37.66	4/15/10	22	1.65	23.65
▶ 5000m	39	Jim WALMSLEY	JR	13:56.56	4/15/10	0.275	0.05	0.33
▶ H400	42	Bryce BERGMAN	JR	51.59	5/12/10	0.2	0.00	0.20
▶ Steeple	7	Justin TYNER	SR	8:41.09	5/1/10	D	1.63	3.63
▶ JAV	41	Conner VAN FOSSEN	SR	68.15m 223-7	5/12/10	0.225	0.00	0.22
<b>Team Total</b>								<b>28.87</b>

**62** **Iowa State** unch  
Big 12 Conference

Event	Scrd As	Athlete	Yr	Scored Mark	Date	Pl. Pts.	Bonus	TOTAL
<b>Scored bests come from CURRENT season</b>								
▶ DISC	43	Robbie UTTERBACK	SR	54.05m 177-4	4/1/11	0.175	0.00	0.17
<b>Scored bests come from PRE-SEASON DATA</b>								
▶ Steeple	3	Hillary BOR	SR	8:38.05	4/15/10	26	2.29	28.29
▶ HT	42	Zack RICHARDS	JR	60.98m 200-0	5/14/10	0.2	0.00	0.20
<b>Team Total</b>								<b>28.66</b>

**63** **Southern Illinois** ▲ 1  
Missouri Valley Conference

Event	Scrd As	Athlete	Yr	Scored Mark	Date	Pl. Pts.	Bonus	TOTAL
<b>Scored bests come from CURRENT season</b>								
▶ DISC	12	Jake DEITERS	SR	57.59m 188-11	4/1/11	9	0.83	9.83
▶ HT	14	J.C. LAMBERT	JR	64.86m 212-9	3/25/11	7	0.61	7.61
<b>Scored bests come from PRE-SEASON DATA</b>								
▶ PV	11	Cody DOERFLEIN	JR	5.34m 17-6¼	4/2/10	10	0.84	10.84
<b>Team Total</b>								<b>28.27</b>

**64** **Coastal Carolina** ▲ 7  
Big South Conference

Event	Scrd As	Athlete	Yr	Scored Mark	Date	Pl. Pts.	Bonus	TOTAL
<b>Scored bests come from PRE-SEASON DATA</b>								
▶ 4x100	38			40.10	5/27/10	0.3	0.13	0.43
▶ HJ	4	Jacques WATSON	SR	2.25m 7-4½	4/2/10	24	2.14	26.14
▶ HT	34	Jason JENSEN	JR	61.64m 202-2	5/14/10	0.5	0.00	0.50
▶ JAV	40	Jason FLANAGAN	JR	68.28m 224-0	3/18/10	0.25	0.00	0.25
<b>Team Total</b>								<b>27.32</b>

**65** **Villanova** ▲ 1  
BIG EAST Conference

Event	Scrd As	Athlete	Yr	Scored Mark	Date	Pl. Pts.	Bonus	TOTAL
<b>Scored bests come from PRE-SEASON DATA</b>								
▶ 1500m	6	Matthew GIBNEY	JR	3:40.58	6/13/09	20	1.34	21.34
▶ 1500m	16	Carl MACKENZIE	SR	3:41.99	5/10/10	5	0.64	5.64
▶ H400	39	Stefan GOODRIDGE	SR	51.49	5/14/10	0.275	0.00	0.28
<b>Team Total</b>								<b>27.26</b>

"Scrd As", short for "Scored As", Standing used for place points portion of performance's score combining preseason data (when applied) to current season data

Numbers in BLACK are both the performance's actual NCAA rank AND "scored as" rank Numbers in RED indicate actual NCAA rank does not exist or is worse than "scored as" rank Numbers in BLUE indicate actual NCAA rank is better than "scored as" rank

USTFCCCA Non-Member

Non-Member Schools Will NOT be ranked, beginning Week 2



# 2011 Outdoor Track & Field, Week #1

Only those who score >0.01 pts are shown  
D denotes multiple-event rule in affect

## MEN

**66** **UT Arlington** ▼ 5  
Southland Conference

Event	Scrd As	Athlete	Yr	Scored Mark	Date	Pl. Pts.	Bonus	TOTAL
<b>Scored bests come from CURRENT season</b>								
▶ 4x100	34	Pettis, Gray, Vaughan, Mungwari		39.98	3/25/11	0.5	0.25	0.75
▶ SP	21	Casey KEETER	SR	18.12m	59-5½ 3/26/11	2.5	0.30	2.80
▶ JAV	42	Ivan STORIC	SO	68.07m	223-4 3/18/11	0.2	0.00	0.20
<b>Scored bests come from PRE-SEASON DATA</b>								
▶ 100m	9	Cordero GRAY	SR	10.16	5/14/10	14	1.08	15.08
▶ 200m	23	Cordero GRAY	SR	20.73	3/26/10	1.5	0.39	1.89
▶ DEC	15	Romain MARTIN		7,294	8/8/10	6	0.51	6.51
<b>Team Total</b>						<b>27.23</b>		

**67** **North Carolina** ▼ 12  
Atlantic Coast Conference

Event	Scrd As	Athlete	Yr	Scored Mark	Date	Pl. Pts.	Bonus	TOTAL
<b>Scored bests come from CURRENT season</b>								
▶ 1500m	30	Isaac PRESSON	FR	3:42.59	4/1/11	0.7	0.42	1.12
<b>Scored bests come from PRE-SEASON DATA</b>								
▶ 400m	17	Charles COX	SR	45.62	5/29/10	4.5	0.73	5.23
▶ 400m	30	Clayton PARROS	SO	46.31	4/15/10	0.7	0.09	0.79
▶ 1500m	26	Adam CUNNINGHAM	SR	3:42.23	4/10/10	0.9	0.54	1.44
▶ 10k	43	Evan WATCHEMPINO	JR	29:23.81	3/26/10	0.175	0.00	0.17
▶ 4x400	26			3:07.24	4/2/10	0.9	0.34	1.24
▶ HJ	21	Donte NALL	SR	2.16m	7-1 4/20/10	2.5	0.28	2.78
▶ PV	14	Scott HOUSTON	JR	5.30m	17-4½ 5/8/10	7	0.49	7.49
▶ PV	23	Parker SMITH	SR	5.25m	17-2¾ 5/27/10	1.5	0.25	1.75
▶ TJ	19	Austin DAVIS	SR	15.85m	52-0 3/31/10	3.5	0.38	3.88
▶ SP	33	Kwabena KEENE	JR	17.72m	58-1¼ 4/20/10	0.55	0.00	0.55
<b>Team Total</b>						<b>26.45</b>		

**68** **Lamar** ▲ 2  
Southland Conference

Event	Scrd As	Athlete	Yr	Scored Mark	Date	Pl. Pts.	Bonus	TOTAL
<b>Scored bests come from PRE-SEASON DATA</b>								
▶ Steeple	4	Joonas HARJAMAKI	SR	8:39.22	5/1/10	24	2.03	26.03
<b>Team Total</b>						<b>26.03</b>		

**69** **Wake Forest** ▲ 7  
Atlantic Coast Conference

Event	Scrd As	Athlete	Yr	Scored Mark	Date	Pl. Pts.	Bonus	TOTAL
<b>Scored bests come from CURRENT season</b>								
▶ JAV	24	Ben LINCOLN	SO	70.38m	230-11 4/1/11	1	0.16	1.16
<b>Scored bests come from PRE-SEASON DATA</b>								
▶ H110	6	Booker NUNLEY	JR	13.59	3/27/10	20	1.35	21.35
▶ 4x400	20			3:06.81	5/27/10	3	0.42	3.42
<b>Team Total</b>						<b>25.94</b>		

**70** **Sam Houston State** ▼ 5  
Southland Conference

Event	Scrd As	Athlete	Yr	Scored Mark	Date	Pl. Pts.	Bonus	TOTAL
<b>Scored bests come from CURRENT season</b>								
▶ HT	7	Chris CRALLE	SR	68.27m	223-11 3/19/11	18	1.58	19.58
<b>Scored bests come from PRE-SEASON DATA</b>								
▶ LJ	22	Artis EDWARDS	JR	7.75mw	25-5¼ 5/1/10	2	0.38	2.38
▶ DEC	19	Matthew JOHNSON	JR	7,266	3/31/10	3.5	0.43	3.93
<b>Team Total</b>						<b>25.88</b>		

**71** **Providence** ▲ 1  
BIG EAST Conference

Event	Scrd As	Athlete	Yr	Scored Mark	Date	Pl. Pts.	Bonus	TOTAL
<b>Scored bests come from PRE-SEASON DATA</b>								
▶ 1500m	13	David MCCARTHY	JR	3:41.37	5/30/09	D 8	0.95	2.95
▶ 1500m	27	Dominic CHANNON	JR	3:42.25	5/10/10	0.85	0.53	1.38
▶ 1500m	41	Julian MATTHEWS	JR	3:43.95	5/10/10	0.225	0.08	0.30
▶ 5000m	6	David MCCARTHY	JR	13:42.11	4/17/09	20	1.13	21.13
<b>Team Total</b>						<b>25.76</b>		

"Scrd As", short for "Scored As", Standing used for place points portion of performance's score combining preseason data (when applied) to current season data  
Numbers in BLACK are both the performance's actual NCAA rank AND "scored as" rank Numbers in RED indicate actual NCAA rank does not exist or is worse than "scored as" rank Numbers in BLUE indicate actual NCAA rank is better than "scored as" rank



# 2011 Outdoor Track & Field, Week #1

Only those who score >0.01 pts are shown  
**D** denotes multiple-event rule in affect

## MEN

72

### Wyoming

Mountain West Conference

▼14

Event	Scrd As	Athlete	Yr	Scored Mark	Date	Pl. Pts.	Bonus	TOTAL
<b>Scored bests come from CURRENT season</b>								
HJ	36	Tyler SKINNER	SO	2.14m 7- $\frac{3}{4}$	4/2/11	0.4	0.02	0.42
<b>Scored bests come from PRE-SEASON DATA</b>								
LJ	36	Lenyn LEONCE	SO	7.58mw 24-10 $\frac{1}{2}$	5/12/10	0.4	0.00	0.40
TJ	8	Jeremiah JAMES	SR	16.11m 52-10 $\frac{1}{2}$	5/1/10	16	1.03	17.03
DISC	14	Joe PLANTE	JR	57.33m 188-1	5/8/10	7	0.72	7.72
Team Total								25.57

75

### Maryland

Atlantic Coast Conference

▼14

Event	Scrd As	Athlete	Yr	Scored Mark	Date	Pl. Pts.	Bonus	TOTAL
<b>Scored bests come from CURRENT season</b>								
HJ	5	Dwight BARBIASZ	JR	2.23m 7-3 $\frac{3}{4}$	4/1/11	22	1.47	23.47
HJ	26	Jon HILL	SO	2.15m 7- $\frac{1}{2}$	4/1/11	0.9	0.15	1.05
Team Total								24.52

73

### Penn

Ivy League

▲70

Event	Scrd As	Athlete	Yr	Scored Mark	Date	Pl. Pts.	Bonus	TOTAL
<b>Scored bests come from CURRENT season</b>								
HJ	5	Maalik REYNOLDS	FR	2.23m 7-3 $\frac{3}{4}$	4/2/11	22	1.47	23.47
<b>Scored bests come from PRE-SEASON DATA</b>								
800m	27	Darryll OLIVER	SR	1:48.41	4/3/10	0.85	0.29	1.14
H400	36	Tim CAREY	SO	51.35	4/3/10	0.4	0.00	0.40
PV	49	James FOREMAN	SR	5.18m 17-0	4/3/10	0.025	0.00	0.03
Team Total								25.03

76

### UC Irvine

Big West Conference

▲2

Event	Scrd As	Athlete	Yr	Scored Mark	Date	Pl. Pts.	Bonus	TOTAL
<b>Scored bests come from PRE-SEASON DATA</b>								
400m	47	Charles JOCK	JR	46.72	5/1/10	0.075	0.00	0.08
800m	5	Charles JOCK	JR	1:46.17	6/10/10	22	1.90	23.90
H400	37	Jacob YOWELL	SR	51.39	5/14/10	0.35	0.00	0.35
Team Total								24.32

74

### Hampton

Mid-Eastern Athletic Conference

▼11

Event	Scrd As	Athlete	Yr	Scored Mark	Date	Pl. Pts.	Bonus	TOTAL
<b>Scored bests come from PRE-SEASON DATA</b>								
100m	12	Reggie DIXON	JR	10.18w	5/29/10	9	0.94	9.94
100m	27	Aaron ANDERSON	SR	10.30w	5/29/10	0.85	0.28	1.13
200m	34	Aaron ANDERSON	SR	20.78	3/26/10	0.5	0.28	0.78
200m	47	Reggie DIXON	JR	20.88	5/14/10	0.075	0.10	0.18
H110	23	Predist WALKER	SR	13.83	5/6/10	1.5	0.35	1.85
4x100	11			39.55	5/27/10	10	0.68	10.68
Team Total								24.55

77

### Brown

Ivy League

▼9

Event	Scrd As	Athlete	Yr	Scored Mark	Date	Pl. Pts.	Bonus	TOTAL
<b>Scored bests come from CURRENT season</b>								
JAV	46	Nick KEELING	FR	67.66m 221-11	4/2/11	0.1	0.00	0.10
<b>Scored bests come from PRE-SEASON DATA</b>								
JAV	5	Craig KINSLEY	SR	76.29m 250-3	6/12/10	22	2.07	24.07
Team Total								24.17

78

### Charleston Southern

Big South Conference

▼3

Event	Scrd As	Athlete	Yr	Scored Mark	Date	Pl. Pts.	Bonus	TOTAL
<b>Scored bests come from PRE-SEASON DATA</b>								
100m	10	Javon YOUNG	JR	10.17w	4/2/10	12	1.01	13.01
200m	12	Javon YOUNG	JR	20.64	5/1/10	9	0.71	9.71
4x100	35			40.00	4/15/10	0.45	0.23	0.68
Team Total								23.39

"Scrd As", short for "Scored As", Standing used for place points portion of performance's score combining preseason data (when applied) to current season data  
 Numbers in BLACK are both the performance's actual NCAA rank AND "scored as" rank Numbers in RED indicate actual NCAA rank does not exist or is worse than "scored as" rank Numbers in BLUE indicate actual NCAA rank is better than "scored as" rank  
**USTFCCCA Non-Member** Non-Member Schools Will NOT be ranked, beginning Week 2



# 2011 Outdoor Track & Field, Week #1

Only those who score >0.01 pts are shown  
D denotes multiple-event rule in affect

## MEN

79

### Wisconsin

Big Ten Conference

▼ 6

Event	Scrd As	Athlete	Yr	Scored Mark	Date	Pl. Pts.	Bonus	TOTAL	
<b>Scored bests come from CURRENT season</b>									
DISC	16	Danny BLOCK	FR	56.70m	186-0	4/1/11	5	0.46	5.46
<b>Scored bests come from PRE-SEASON DATA</b>									
800m	43	Luke RUCKS	SR	1:48.99		6/10/10	0.175	0.09	0.27
800m	49	Zach BETH	SR	1:49.15		5/14/10	0.025	0.04	0.06
1500m	33	Rob FINNERTY	SO	3:43.01		5/29/10	0.55	0.28	0.83
5000m	26	Maverick DARLING	SO	13:49.95		4/15/10	0.9	0.40	1.30
5000m	37	Landon PEACOCK	SR	13:54.73		4/15/10	0.35	0.14	0.49
10k	21	Mohammed AHMED	SO	28:57.44		6/12/10	2.5	0.49	2.99
10k	31	Elliot KRAUSE	SO	29:12.53		5/14/10	0.65	0.13	0.78
10k	36	Landon PEACOCK	SR	29:15.63		5/14/10	0.4	0.06	0.46
Steeple	30	Drew SHIELDS	SO	8:55.71		5/1/10	0.7	0.00	0.70
Steeple	49	Phil THOMAS	JR	8:58.85		5/14/10	0.025	0.00	0.03
4x100	40			40.15		5/14/10	0.25	0.09	0.34
4x400	27			3:07.30		5/27/10	0.85	0.33	1.18
HJ	43	Collin TAYLOR	SO	2.13m	6-11½	4/21/10	0.175	0.00	0.17
JAV	37	Rob DEHN	SR	68.65m	225-2	5/1/10	0.35	0.00	0.35
DEC	14	Dave GRZESIAK	JR	7,364		5/14/10	7	0.72	7.72
DEC	41	Derek STEINBACH	JR	6,940		4/14/10	0.225	0.00	0.22
Team Total								23.35	

81

### NC State

Atlantic Coast Conference

▼ 1

Event	Scrd As	Athlete	Yr	Scored Mark	Date	Pl. Pts.	Bonus	TOTAL		
<b>Scored bests come from CURRENT season</b>										
5000m	38	Andrew COLLEY	FR	13:56.02		3/25/11	0.3	0.08	0.38	
<b>Scored bests come from PRE-SEASON DATA</b>										
1500m	7	Ryan HILL	SO	3:40.81		4/10/10	18	1.23	19.23	
5000m	10	Ryan HILL	SO	13:44.36		5/1/10	D	12	0.92	2.92
HJ	36	Kris KORNEGAY-GOBER	SO	2.14m	7-¼	4/2/10	0.4	0.02	0.42	
Team Total								22.94		

82

### Illinois State

Missouri Valley Conference

▲ 44

Event	Scrd As	Athlete	Yr	Scored Mark	Date	Pl. Pts.	Bonus	TOTAL	
<b>Scored bests come from CURRENT season</b>									
JAV	6	Tim GLOVER	SO	75.90m	249-0	3/31/11	20	1.84	21.84
<b>Scored bests come from PRE-SEASON DATA</b>									
Steeple	40	Jon ROBERTS	SR	8:58.07		4/16/10	0.25	0.00	0.25
Team Total								22.09	

80

### William and Mary

Colonial Athletic Association

▼ 11

Event	Scrd As	Athlete	Yr	Scored Mark	Date	Pl. Pts.	Bonus	TOTAL	
<b>Scored bests come from CURRENT season</b>									
JAV	32	Brandon HEROUX	JR	69.17m	226-11	3/25/11	0.6	0.00	0.60
<b>Scored bests come from PRE-SEASON DATA</b>									
5000m	33	Jon GREY	SR	13:54.02		4/2/10	0.55	0.17	0.72
5000m	41	Patterson WILHELM	SR	13:56.98		4/2/10	0.225	0.03	0.26
10k	6	Jon GREY	SR	28:40.33		4/15/10	20	1.37	21.37
Steeple	46	Liam ANASTASIA-MURPHY	JR	8:58.70		5/14/10	0.1	0.00	0.10
Team Total								23.05	

83

### Charlotte

Atlantic 10 Conference

▲ 1

Event	Scrd As	Athlete	Yr	Scored Mark	Date	Pl. Pts.	Bonus	TOTAL		
<b>Scored bests come from CURRENT season</b>										
100m	44	Sam JORDAN	JR	10.37w		3/17/11	0.15	0.05	0.20	
SP	18	Jake DEATON	JR	18.23m	59-9½	4/1/11	4	0.42	4.42	
DISC	34	Jake DEATON	JR	55.05m	180-7	3/26/11	0.5	0.00	0.50	
<b>Scored bests come from PRE-SEASON DATA</b>										
200m	18	Darius LAW	SR	20.70w		3/26/10	D	4	0.50	2.50
400m	10	Darius LAW	SR	45.29		5/29/10	12	1.31	13.31	
H110	35	Isaac MCREYNOLDS	JR	13.96		5/29/10	0.45	0.02	0.47	
H110	50	Korel MACK	SR	14.06		5/16/10	0.01	0.00	0.01	
4x100	44			40.30		4/17/10	0.15	0.00	0.15	
HJ	36	Isaac MCREYNOLDS	JR	2.14m	7-¼	5/1/10	0.4	0.02	0.42	
Team Total								21.98		

"Scrd As", short for "Scored As", Standing used for place points portion of performance's score combining preseason data (when applied) to current season data  
 Numbers in BLACK are both the performance's actual NCAA rank AND "scored as" rank Numbers in RED indicate actual NCAA rank does not exist or is worse than "scored as" rank Numbers in BLUE indicate actual NCAA rank is better than "scored as" rank



# 2011 Outdoor Track & Field, Week #1

Only those who score >0.01 pts are shown  
D denotes multiple-event rule in affect

## MEN

# 84

## Long Beach State

Big West Conference

# 5

Event	Scrd As	Athlete	Yr	Scored Mark	Date	Pl. Pts.	Bonus	TOTAL	
<b>Scored bests come from CURRENT season</b>									
▶ HT	13	Colin DUNBAR	SR	65.08m	213-6	3/19/11	8	0.65	8.65
<b>Scored bests come from PRE-SEASON DATA</b>									
▶ 1500m	49	Matt MALDONADO	JR	3:44.28		5/1/10	0.025	0.02	0.05
▶ H400	11	Sam JETER	SR	50.24		5/14/10	10	0.75	10.75
▶ DISC	32	Cesar PUGA	SR	55.22m	181-2	3/27/10	0.6	0.00	0.60
▶ DEC	23	Nicholas ARMSTRONG	SR	7,224		5/7/10	1.5	0.30	1.80
<b>Team Total</b>								<b>21.86</b>	

# 87

## Notre Dame

BIG EAST Conference

# 10

Event	Scrd As	Athlete	Yr	Scored Mark	Date	Pl. Pts.	Bonus	TOTAL	
<b>Scored bests come from CURRENT season</b>									
▶ 1500m	46	Jeremy RAE	SO	3:44.09		3/25/11	0.1	0.06	0.16
<b>Scored bests come from PRE-SEASON DATA</b>									
▶ 10k	49	Dan JACKSON	SR	29:29.89		3/26/10	0.025	0.00	0.03
▶ Steeple	48	Joe MILLER	JR	8:58.77		5/14/10	0.05	0.00	0.05
▶ PV	14	Kevin SCHIPPER	JR	5.30m	17-4½	6/12/10	7	0.49	7.49
▶ SP	11	Denes VERES	SR	18.57m	60-11¼	4/30/10	10	0.84	10.84
▶ DEC	28	Justin SCHNEIDER	SR	7,102		4/30/10	0.8	0.00	0.80
<b>Team Total</b>								<b>19.36</b>	

# 85

## Boise State

Western Athletic Conference

# 25

Event	Scrd As	Athlete	Yr	Scored Mark	Date	Pl. Pts.	Bonus	TOTAL	
<b>Scored bests come from CURRENT season</b>									
▶ LJ	32	Eetu VIITALA	JR	7.62m	25-0	4/1/11	0.6	0.00	0.60
<b>Scored bests come from PRE-SEASON DATA</b>									
▶ Steeple	35	Sawyer BOSCH	JR	8:57.19		5/27/10	0.45	0.00	0.45
▶ HJ	50	Kurt FELIX	SR	2.12m	6-11½	5/12/10	0.01	0.00	0.01
▶ HT	25	Trevor KRAYCHIR	JR	62.21m	204-1	4/8/10	0.95	0.03	0.98
▶ HT	50	Alex NELSON	JR	60.44m	198-3	4/21/10	0.01	0.00	0.01
▶ JAV	11	Pontus THOMEE	SR	73.60m	241-5	6/12/10	10	0.92	10.92
▶ JAV	49	Kurt FELIX	SR	67.16m	220-4	5/12/10	0.025	0.00	0.03
▶ DEC	13	Kurt FELIX	SR	7,412		5/12/10	8	0.86	8.86
<b>Team Total</b>								<b>21.86</b>	

# 88

## UC Santa Barbara

Big West Conference

# unch

Event	Scrd As	Athlete	Yr	Scored Mark	Date	Pl. Pts.	Bonus	TOTAL	
<b>Scored bests come from CURRENT season</b>									
▶ DEC	26	Derek MASTERSON	JR	7,159		3/24/11	0.9	0.11	1.01
<b>Scored bests come from PRE-SEASON DATA</b>									
▶ 800m	8	Ryan MARTIN	SR	1:46.71		6/10/10	16	1.34	17.34
▶ 4x400	49			3:09.18		5/27/10	0.025	0.00	0.03
▶ DEC	36	Mikael POWERS	JR	6,986		5/7/10	0.4	0.00	0.40
<b>Team Total</b>								<b>18.77</b>	

# 86

## Connecticut

BIG EAST Conference

# 5

Event	Scrd As	Athlete	Yr	Scored Mark	Date	Pl. Pts.	Bonus	TOTAL	
<b>Scored bests come from CURRENT season</b>									
▶ JAV	28	cody UNGER	SO	69.40m	227-8	3/11/11	0.8	0.00	0.80
<b>Scored bests come from PRE-SEASON DATA</b>									
▶ 800m	7	Michael RUTT	SR	1:46.63		5/29/10	18	1.42	19.42
▶ PV	37	Kyle DUGGAN	SR	5.21m	17-1	4/17/10	0.35	0.06	0.41
▶ SP	37	Mike ALLEMAN	SO	17.67m	57-11¾	4/20/10	0.35	0.00	0.35
▶ DEC	33	Aaron KING	JR	7,016		5/14/10	0.55	0.00	0.55
<b>Team Total</b>								<b>21.53</b>	

# 89

## Sacramento State

Big Sky Conference

# 3

Event	Scrd As	Athlete	Yr	Scored Mark	Date	Pl. Pts.	Bonus	TOTAL	
<b>Scored bests come from CURRENT season</b>									
▶ HJ	26	Emilio HERNANDEZ	SR	2.15m	7-½	3/26/11	0.9	0.15	1.05
<b>Scored bests come from PRE-SEASON DATA</b>									
▶ H110	8	Ronald BROOKINS	SR	13.61		5/29/10	16	1.25	17.25
▶ LJ	39	Ronald BROOKINS	SR	7.57m	24-10	6/12/10	0.275	0.00	0.28
▶ DEC	43	Sam SCHUR	JR	6,888		4/8/10	0.175	0.00	0.17
<b>Team Total</b>								<b>18.75</b>	

"Scrd As", short for "Scored As", Standing used for place points portion of performance's score combining preseason data (when applied) to current season data

Numbers in BLACK are both the performance's actual NCAA rank AND "scored as" rank Numbers in RED indicate actual NCAA rank does not exist or is worse than "scored as" rank Numbers in BLUE indicate actual NCAA rank is better than "scored as" rank

USTFCCCA Non-Member


Non-Member Schools Will NOT be ranked, beginning Week 2




# 2011 Outdoor Track & Field, Week #1

Only those who score >0.01 pts are shown  
D denotes multiple-event rule in affect


## MEN

**90**  **Buffalo** ▼ 3  
Mid-American Conference


Event	Scrd As	Athlete	Yr	Scored Mark	Date	Pl. Pts.	Bonus	TOTAL	
<b>Scored bests come from CURRENT season</b>									
▶ SP	8	Robert GOLABEK	SR	18.71m	61-4%	3/18/11	16	1.14	17.14
▶ DISC	44	Matthew GAC	SR	53.92m	176-11	4/2/11	0.15	0.00	0.15
<b>Scored bests come from PRE-SEASON DATA</b>									
▶ JAV	29	Casey GARBATY	JR	69.33m	227-5	5/13/10	0.75	0.00	0.75
<b>Team Total</b>								<b>18.04</b>	

**93**  **Delaware State** ▲ 9  
Mid-Eastern Athletic Conference


Event	Scrd As	Athlete	Yr	Scored Mark	Date	Pl. Pts.	Bonus	TOTAL	
<b>Scored bests come from CURRENT season</b>									
▶ H400	19	Leslie MURRAY	JR	50.62		4/1/11	3.5	0.48	3.98
<b>Scored bests come from PRE-SEASON DATA</b>									
▶ 800m	21	Donte HOLMES	SR	1:48.11		5/14/10	2.5	0.39	2.89
▶ 4x400	14			3:06.06		5/27/10	7	0.57	7.57
<b>Team Total</b>								<b>14.43</b>	

**91**  **Albany** ▼ 6  
America East Conference


Event	Scrd As	Athlete	Yr	Scored Mark	Date	Pl. Pts.	Bonus	TOTAL	
<b>Scored bests come from PRE-SEASON DATA</b>									
▶ 800m	46	Tyler FOGARTY	SR	1:49.08		5/27/10	0.1	0.06	0.16
▶ 800m	48	Johnathan MOORE	SR	1:49.12		4/26/10	0.05	0.05	0.10
▶ PV	9	Luke SCHOEN	SR	5.35m	17-6½	4/4/09	14	0.93	14.93
▶ HT	36	Wilfredo DEJESUS ELIAS	SR	61.54m	201-11	5/14/10	0.4	0.00	0.40
<b>Team Total</b>								<b>15.59</b>	

**94**  **Central Michigan** ▲ 56  
Mid-American Conference

Event	Scrd As	Athlete	Yr	Scored Mark	Date	Pl. Pts.	Bonus	TOTAL	
<b>Scored bests come from CURRENT season</b>									
▶ DISC	10	Alex ROSE	SO	57.86m	189-10	4/2/11	12	0.94	12.94
▶ HT	47	Ryan MCCULLOUGH	JR	60.62m	198-10	4/2/11	0.075	0.00	0.08
<b>Team Total</b>								<b>13.02</b>	

**92**  **Duke** ▼ 1  
Atlantic Coast Conference

Event	Scrd As	Athlete	Yr	Scored Mark	Date	Pl. Pts.	Bonus	TOTAL	
<b>Scored bests come from CURRENT season</b>									
▶ HJ	50	Tanner ANDERSON	FR	2.12m	6-11½	4/1/11	0.01	0.00	0.01
▶ SP	27	Michael BARBAS	JR	17.86m	58-7¼	4/1/11	0.85	0.02	0.87
<b>Scored bests come from PRE-SEASON DATA</b>									
▶ 1500m	19	Cory NANNI	SR	3:42.07		4/10/10	3.5	0.60	4.10
▶ 1500m	31	Ryan MCDERMOTT	SR	3:42.77		4/10/10	0.65	0.36	1.01
▶ Steeple	14	Ryan MCDERMOTT	SR	8:44.36		5/27/10	7	1.01	8.01
▶ DISC	33	Austin GAMBLE	SO	55.13m	180-10	5/27/10	0.55	0.00	0.55
▶ JAV	31	John AUSTIN	SR	69.27m	227-3	4/2/10	0.65	0.00	0.65
<b>Team Total</b>								<b>15.20</b>	

**95**  **Purdue** ▼ 13  
Big Ten Conference

Event	Scrd As	Athlete	Yr	Scored Mark	Date	Pl. Pts.	Bonus	TOTAL	
<b>Scored bests come from PRE-SEASON DATA</b>									
▶ H110	47	Josh HEMBROUGH	SR	14.04		4/23/10	0.075	0.00	0.08
▶ HJ	11	Geoffery DAVIS	SO	2.22m	7-3¼	4/16/10	10	1.22	11.22
▶ SP	27	Bill HARDCASTLE	SR	17.86m	58-7¼	5/27/10	0.85	0.02	0.87
▶ SP	40	Jacob ENGEL	SO	17.64m	57-10½	4/23/10	0.25	0.00	0.25
▶ DISC	35	Bill HARDCASTLE	SR	54.86m	180-0	5/14/10	0.45	0.00	0.45
<b>Team Total</b>								<b>12.86</b>	

"Scrd As", short for "Scored As", Standing used for place points portion of performance's score combining preseason data (when applied) to current season data  
Numbers in BLACK are both the performance's actual NCAA rank AND "scored as" rank Numbers in RED indicate actual NCAA rank does not exist or is worse than "scored as" rank Numbers in BLUE indicate actual NCAA rank is better than "scored as" rank



# 2011 Outdoor Track & Field, Week #1

Only those who score >0.01 pts are shown  
D denotes multiple-event rule in affect

## MEN

96

### Louisiana Tech

Western Athletic Conference

▼ 2

Event	Scrd As	Athlete	Yr	Scored Mark	Date	Pl. Pts.	Bonus	TOTAL
<b>Scored bests come from CURRENT season</b>								
▶ 100m	33	Dennis RICHARDSON	FR	10.34	4/2/11	0.55	0.15	0.70
▶ SP	27	Larry JONES	SR	17.86m 58-7½	4/2/11	0.85	0.02	0.87
▶ DISC	17	Larry JONES	SR	56.65m 185-10	4/2/11	4.5	0.44	4.94
<b>Scored bests come from PRE-SEASON DATA</b>								
▶ H110	18	Billy Ray WALKER	SR	13.74	5/29/10	4	0.59	4.59
▶ H400	49	Marcelles ATKINSON	SR	51.67	5/12/10	0.025	0.00	0.03
▶ 4x100	27			39.86	5/27/10	0.85	0.36	1.21
▶ 4x400	42			3:08.49	3/31/10	0.2	0.10	0.30
<b>Team Total</b>								12.63

97

### Rice

Conference USA

▼ 5

Event	Scrd As	Athlete	Yr	Scored Mark	Date	Pl. Pts.	Bonus	TOTAL
<b>Scored bests come from PRE-SEASON DATA</b>								
▶ PV	23	Shea KEARNEY	JR	5.25m 17-2¾	5/27/10	1.5	0.25	1.75
▶ PV	35	Alec HSU	SO	5.22m 17-1½	5/6/10	0.45	0.11	0.56
▶ TJ	36	Ugo NDUAGUBA	SR	15.57m 51-1	4/24/10	0.4	0.00	0.40
▶ DEC	12	Philip ADAM	SR	7,415	6/12/10	9	0.87	9.87
<b>Team Total</b>								12.58

98

### Cal State Northridge

Big West Conference

▼ 2

Event	Scrd As	Athlete	Yr	Scored Mark	Date	Pl. Pts.	Bonus	TOTAL
<b>Scored bests come from PRE-SEASON DATA</b>								
▶ 4x100	27			39.86	5/14/10	0.85	0.36	1.21
▶ LJ	11	Reindell COLE	SR	7.90m 25-11	5/27/10	10	1.08	11.08
<b>Team Total</b>								12.29

99

### Miami (Fla.)

Atlantic Coast Conference

unch

Event	Scrd As	Athlete	Yr	Scored Mark	Date	Pl. Pts.	Bonus	TOTAL
<b>Scored bests come from PRE-SEASON DATA</b>								
▶ 100m	50	Travis BENJAMIN	JR	10.40w	5/1/10	0.01	0.00	0.01
▶ H110	22	Devon HILL	JR	13.80w	4/15/10	2	0.42	2.42
▶ 4x100	12			39.57	5/27/10	9	0.65	9.65
<b>Team Total</b>								12.08

100

### Stephen F. Austin

Southland Conference

▼ 7

Event	Scrd As	Athlete	Yr	Scored Mark	Date	Pl. Pts.	Bonus	TOTAL
<b>Scored bests come from CURRENT season</b>								
▶ 4x100	44	Rosborough, McCloud, Thomas, Williams		40.30	4/2/11	0.15	0.00	0.15
<b>Scored bests come from PRE-SEASON DATA</b>								
▶ H110	13	Nick MCCLOUD	JR	13.67	5/29/10	8	0.94	8.94
▶ 4x400	34			3:08.13	5/27/10	0.5	0.17	0.67
▶ LJ	25	Josh CRAVENS	SO	7.69m 25-2¾	4/24/10	0.95	0.17	1.12
▶ SP	26	Jon ARTHUR	JR	17.92m 58-9½	5/14/10	0.9	0.09	0.99
<b>Team Total</b>								11.86

101

### Colorado

Big 12 Conference

▼ 18

Event	Scrd As	Athlete	Yr	Scored Mark	Date	Pl. Pts.	Bonus	TOTAL
<b>Scored bests come from CURRENT season</b>								
▶ 10k	28	Andy WACKER	JR	29:10.89	3/25/11	0.8	0.16	0.96
▶ 10k	34	Richard MEDINA	JR	29:14.91	3/25/11	0.5	0.08	0.58
▶ 10k	50	Matt TEBO	SR	29:30.09	3/25/11	0.01	0.00	0.01
<b>Scored bests come from PRE-SEASON DATA</b>								
▶ 5000m	19	Richard MEDINA	JR	13:48.26	4/15/10	3.5	0.56	4.06
▶ 5000m	27	Matt TEBO	SR	13:50.17	4/15/10	0.85	0.38	1.23
▶ 10k	22	Joe BOSSHARD	SO	28:59.87	6/12/10	2	0.40	2.40
▶ 4x100	32			39.91	5/27/10	0.6	0.31	0.91
▶ DISC	30	Dane CHOBANIAN	SO	55.54m 182-2	4/16/10	0.7	0.00	0.70
▶ JAV	45	Brandin WILLIAMS		67.70m 222-1	5/17/09	0.125	0.00	0.13
▶ DEC	44	Adam SALZMANN	JR	6,879	5/14/10	0.15	0.00	0.15
<b>Team Total</b>								11.12

"Scrd As", short for "Scored As", Standing used for place points portion of performance's score combining preseason data (when applied) to current season data  
 Numbers in BLACK are both the performance's actual NCAA rank AND "scored as" rank Numbers in RED indicate actual NCAA rank does not exist or is worse than "scored as" rank Numbers in BLUE indicate actual NCAA rank is better than "scored as" rank



# 2011 Outdoor Track & Field, Week #1

Only those who score >0.01 pts are shown  
**D** denotes multiple-event rule in affect

## MEN

### 102

**UC Davis**  
Big West Conference

▲ **11**

Event	Scrd As	Athlete	Yr	Scored Mark	Date	Pl. Pts.	Bonus	TOTAL
<b>Scored bests come from CURRENT season</b>								
▶ H400	17	Thomas PHILLIPS	SR	50.52	3/26/11	4.5	0.55	5.05
▶ PV	39	Ethan OSTROM	SO	5.20m	17-¾	3/12/11	0.275	0.29
<b>Scored bests come from PRE-SEASON DATA</b>								
▶ H400	16	Alex WILRIGHT	SR	50.47	4/8/10	5	0.59	5.59
▶ TJ	47	Ray GREEN	SR	15.41m	50-6¾	5/27/10	0.075	0.08
<b>Team Total</b>								<b>11.00</b>

### 105

**Troy**  
Sun Belt Conference

▼ **8**

Event	Scrd As	Athlete	Yr	Scored Mark	Date	Pl. Pts.	Bonus	TOTAL
<b>Scored bests come from CURRENT season</b>								
▶ JAV	14	Martins PILDAVS	JR	73.32m	240-6	3/11/11	7	0.85
<b>Scored bests come from PRE-SEASON DATA</b>								
▶ 100m	33	Antonio MCLEOD	SR	10.34	5/27/10	0.55	0.15	0.70
▶ 100m	44	Neko FREEMAN	SO	10.37	4/8/10	0.15	0.05	0.20
▶ 4x100	31			39.90	5/27/10	0.65	0.32	0.97
<b>Team Total</b>								<b>9.72</b>

### 103

**Indiana State**  
Missouri Valley Conference

▼ **13**

Event	Scrd As	Athlete	Yr	Scored Mark	Date	Pl. Pts.	Bonus	TOTAL
<b>Scored bests come from PRE-SEASON DATA</b>								
▶ Steeple	29	Michael DISHER	SR	8:55.37	4/16/10	0.75	0.00	0.75
▶ HJ	12	Major CLAY	JR	2.21m	7-3	4/16/10	9	9.96
▶ SP	40	Brandon POUNDS	JR	17.64m	57-10½	4/7/10	0.25	0.25
<b>Team Total</b>								<b>10.96</b>

### 106

**Richmond**  
Atlantic 10 Conference

▼ **11**

Event	Scrd As	Athlete	Yr	Scored Mark	Date	Pl. Pts.	Bonus	TOTAL
<b>Scored bests come from CURRENT season</b>								
▶ Steeple	33	Andrew BENFORD	SR	8:56.87	3/25/11	0.55	0.00	0.55
<b>Scored bests come from PRE-SEASON DATA</b>								
▶ 10k	13	Matt LLANO	SR	28:51.69	3/26/10	8	0.72	8.72
<b>Team Total</b>								<b>9.27</b>

### 104

**Memphis**  
Conference USA

▼ **15**

Event	Scrd As	Athlete	Yr	Scored Mark	Date	Pl. Pts.	Bonus	TOTAL
<b>Scored bests come from CURRENT season</b>								
▶ TJ	49	Jerome LESLIE	SR	15.36m	50-4¾	4/1/11	0.025	0.03
<b>Scored bests come from PRE-SEASON DATA</b>								
▶ H110	17	Robert JACKSON	JR	13.71w	5/13/10	4.5	0.74	5.24
▶ H400	24	Richard LOWE	SR	50.79	5/29/10	1	0.36	1.36
▶ PV	39	Karlis PUJATS	JR	5.20m	17-¾	5/27/10	0.275	0.29
▶ DISC	20	Savvas ARESTIS		56.43m	185-1	6/14/09	3	3.35
▶ HT	43	Knut SYVERSEN	SR	60.90m	199-9	4/17/10	0.175	0.17
<b>Team Total</b>								<b>10.43</b>

### 107

**Georgetown**  
BIG EAST Conference

▼ **4**

Event	Scrd As	Athlete	Yr	Scored Mark	Date	Pl. Pts.	Bonus	TOTAL
<b>Scored bests come from PRE-SEASON DATA</b>								
▶ 1500m	42	Alex BEAN	SR	3:43.98	5/10/10	0.2	0.07	0.27
▶ H110	19	Chris KINNEY	SR	13.79	5/29/10	3.5	0.45	3.95
▶ H400	18	Toby ULM	JR	50.58	4/8/10	4	0.51	4.51
▶ Steeple	41	Dylan SORENSEN	SO	8:58.13	4/30/10	0.225	0.00	0.22
<b>Team Total</b>								<b>8.95</b>

### 108

**Oregon State**  
Pacific-10 Conference

▼ **10**

Event	Scrd As	Athlete	Yr	Scored Mark	Date	Pl. Pts.	Bonus	TOTAL
<b>Scored bests come from PRE-SEASON DATA</b>								
▶ HJ	16	Obum GWACHAM	SO	2.18m	7-1¾	3/20/10	5	0.54
▶ HJ	20	Jordan BISHOP	SO	2.17m	7-1½	6/12/10	3	0.41
<b>Team Total</b>								<b>8.95</b>

"Scrd As", short for "Scored As", Standing used for place points portion of performance's score combining preseason data (when applied) to current season data  
 Numbers in BLACK are both the performance's actual NCAA rank AND "scored as" rank Numbers in RED indicate actual NCAA rank does not exist or is worse than "scored as" rank Numbers in BLUE indicate actual NCAA rank is better than "scored as" rank  
**USTFCCCA Non-Member** Non-Member Schools Will NOT be ranked, beginning Week 2



# 2011 Outdoor Track & Field, Week #1

Only those who score >0.01 pts are shown  
D denotes multiple-event rule in affect

## MEN

**109** **Army** ▼ 8  
Patriot League

Event	Scrd As	Athlete	Yr	Scored Mark	Date	Pl. Pts.	Bonus	TOTAL
Scored bests come from PRE-SEASON DATA								
▶ H110	13	Domonick SYLVE	SR	13.67	5/29/10	8	0.94	8.94
<b>Team Total</b>								<b>8.94</b>

**110** **Morgan State** ▼ 4  
Mid-Eastern Athletic Conference

Event	Scrd As	Athlete	Yr	Scored Mark	Date	Pl. Pts.	Bonus	TOTAL
Scored bests come from CURRENT season								
▶ 4x400	47	Dascent, Charles, Higgs, Whyte		3:08.97	4/1/11	0.075	0.01	0.08
Scored bests come from PRE-SEASON DATA								
▶ H400	13	Trey CHARLES	JR	50.32	5/29/10	8	0.70	8.70
<b>Team Total</b>								<b>8.78</b>

**111** **North Dakota State** ▼ 3  
The Summit League

Event	Scrd As	Athlete	Yr	Scored Mark	Date	Pl. Pts.	Bonus	TOTAL
Scored bests come from PRE-SEASON DATA								
▶ DEC	17	Weston LEUTZ	JR	7,290	4/14/10	4.5	0.50	5.00
▶ DEC	20	Ted RUD	SR	7,261	3/25/10	3	0.41	3.41
<b>Team Total</b>								<b>8.41</b>

**112** **Weber State** ▼ 8  
Big Sky Conference

Event	Scrd As	Athlete	Yr	Scored Mark	Date	Pl. Pts.	Bonus	TOTAL
Scored bests come from PRE-SEASON DATA								
▶ H400	41	Tyler MCBEE	SR	51.56	5/12/10	0.225	0.00	0.22
▶ Steeple	15	Brett HALES	SR	8:45.28	6/10/10	6	0.88	6.88
▶ Steeple	26	John COYLE	JR	8:51.50	3/26/10	0.9	0.26	1.16
<b>Team Total</b>								<b>8.26</b>

**113** **George Mason** ▲ 6  
Colonial Athletic Association

Event	Scrd As	Athlete	Yr	Scored Mark	Date	Pl. Pts.	Bonus	TOTAL	
Scored bests come from CURRENT season									
▶ 4x100	41	Vaughn, Ruffin, Baker-Johnson, Vaughn		40.21	4/1/11	0.225	0.03	0.26	
▶ 4x400	18	Verburg, Bullard, Vaughn, Empty		3:06.47	4/1/11	4	0.49	4.49	
▶ TJ	42	Lavell HANDY	JR	15.50m	50-10%	4/1/11	0.2	0.00	0.20
Scored bests come from PRE-SEASON DATA									
▶ 200m	34	Rachaunn RUFFIN	JR	20.78w	3/26/10	0.5	0.28	0.78	
▶ 400m	28	David VERBURG	SO	46.27	4/30/10	0.8	0.13	0.93	
▶ 400m	29	Ja-Vell BULLARD	JR	46.29	4/30/10	0.75	0.11	0.86	
▶ 800m	42	Chris CARRINGTON	SO	1:48.96	5/14/10	0.2	0.10	0.30	
▶ U	40	Dwight WEBLEY	JR	7.56m	24-9%	4/30/10	0.25	0.00	0.25
<b>Team Total</b>								<b>8.05</b>	

**114** **Cornell** ▼ 7  
Ivy League

Event	Scrd As	Athlete	Yr	Scored Mark	Date	Pl. Pts.	Bonus	TOTAL	
Scored bests come from CURRENT season									
▶ 10k	41	Nate EDELMAN	SR	29:20.31	3/25/11	0.225	0.00	0.22	
Scored bests come from PRE-SEASON DATA									
▶ Steeple	19	Adrien DANNEMILLER	JR	8:47.80	5/27/10	3.5	0.52	4.02	
▶ SP	25	Bob BELDEN	JR	17.95m	58-10%	5/1/10	0.95	0.12	1.07
▶ DEC	32	Nick HUBER	JR	7,019	4/3/10	0.6	0.00	0.60	
<b>Team Total</b>								<b>5.92</b>	

**115** **Northern Iowa** ▼ 15  
Missouri Valley Conference

Event	Scrd As	Athlete	Yr	Scored Mark	Date	Pl. Pts.	Bonus	TOTAL	
Scored bests come from PRE-SEASON DATA									
▶ PV	23	Sam KRANZ	JR	5.25m	17-2%	5/27/10	1.5	0.25	1.75
▶ PV	23	Daniel GOORIS	JR	5.25m	17-2%	5/27/10	1.5	0.25	1.75
▶ DEC	22	Daniel GOORIS	JR	7,229		4/21/10	2	0.32	2.32
<b>Team Total</b>								<b>5.82</b>	

"Scrd As", short for "Scored As", Standing used for place points portion of performance's score combining preseason data (when applied) to current season data  
Numbers in BLACK are both the performance's actual NCAA rank AND "scored as" rank Numbers in RED indicate actual NCAA rank does not exist or is worse than "scored as" rank Numbers in BLUE indicate actual NCAA rank is better than "scored as" rank



# 2011 Outdoor Track & Field, Week #1

Only those who score >0.01 pts are shown  
D denotes multiple-event rule in affect

## MEN

**116** **Michigan** ▼ 6  
Big Ten Conference

Event	Scrd As	Athlete	Yr	Scored Mark	Date	Pl. Pts.	Bonus	TOTAL
Scored bests come from PRE-SEASON DATA								
H400	23	Carl BUCHANON	SR	50.66	5/29/10	1.5	0.45	1.95
Steeple	20	Craig FORYS	SR	8:48.18	5/14/10	3	0.50	3.50
4x400	41			3:08.48	5/14/10	0.225	0.10	0.32
<b>Team Total</b>								<b>5.77</b>

**117** **North Carolina A&T** ▼ 6  
Mid-Eastern Athletic Conference

Event	Scrd As	Athlete	Yr	Scored Mark	Date	Pl. Pts.	Bonus	TOTAL
Scored bests come from PRE-SEASON DATA								
400m	46	Jarrell ELLIOTT	JR	46.71	4/17/10	0.1	0.00	0.10
4x100	16			39.64	5/27/10	5	0.57	5.57
<b>Team Total</b>								<b>5.67</b>

**118** **VMI** ▼ 6  
Big South Conference

Event	Scrd As	Athlete	Yr	Scored Mark	Date	Pl. Pts.	Bonus	TOTAL
Scored bests come from PRE-SEASON DATA								
800m	16	Felix KITUR	SR	1:47.62	5/14/10	5	0.61	5.61
<b>Team Total</b>								<b>5.61</b>

**119** **Syracuse** ▼ 5  
BIG EAST Conference

Event	Scrd As	Athlete	Yr	Scored Mark	Date	Pl. Pts.	Bonus	TOTAL
Scored bests come from PRE-SEASON DATA								
1500m	21	Brad MILLER	SR	3:42.12	4/10/10	2.5	0.58	3.08
5000m	43	Brad MILLER	SR	13:57.09	3/26/10	0.175	0.03	0.20
5000m	46	Daniel BUSBY	SR	13:57.65	3/26/10	0.1	0.00	0.10
10k	37	Tito MEDRANO	SO	29:17.92	3/26/10	0.35	0.02	0.37
H110	23	Jarret EATON	SR	13.83	5/14/10	1.5	0.35	1.85
<b>Team Total</b>								<b>5.60</b>

**120** **SIU Edwardsville** ▼ 8  
Ohio Valley Conference

Event	Scrd As	Athlete	Yr	Scored Mark	Date	Pl. Pts.	Bonus	TOTAL	
Scored bests come from PRE-SEASON DATA									
HT	16	Ben BISHOP	SR	64.61m	211-11	3/27/10	5	0.55	5.55
<b>Team Total</b>								<b>5.55</b>	

**121** **Alabama State** ▼ 6  
Southwestern Athletic Conference

Event	Scrd As	Athlete	Yr	Scored Mark	Date	Pl. Pts.	Bonus	TOTAL	
Scored bests come from PRE-SEASON DATA									
400m	36	Delorean PEEK	SR	46.47	4/16/10	0.4	0.00	0.40	
4x400	36			3:08.19	5/14/10	0.4	0.15	0.55	
LJ	18	Belden FERGUSON	SR	7.81mw	25-7½	4/29/10	4	0.59	4.59
<b>Team Total</b>								<b>5.54</b>	

**122** **DePaul** ▲ 5  
BIG EAST Conference

Event	Scrd As	Athlete	Yr	Scored Mark	Date	Pl. Pts.	Bonus	TOTAL	
Scored bests come from CURRENT season									
SP	20	Tim NEDOW	JR	18.14m	59-6¼	3/25/11	3	0.33	3.33
DISC	31	Tim NEDOW	JR	55.46m	181-11	3/17/11	0.65	0.00	0.65
Scored bests come from PRE-SEASON DATA									
Steeple	25	Matthew GRAHAM	JR	8:51.48		4/30/10	0.95	0.26	1.21
<b>Team Total</b>								<b>5.19</b>	

**123** **Maine** ▲ 2  
America East Conference

Event	Scrd As	Athlete	Yr	Scored Mark	Date	Pl. Pts.	Bonus	TOTAL	
Scored bests come from PRE-SEASON DATA									
1500m	17	Riley MASTERS	JR	3:42.01		6/10/10	4.5	0.63	5.13
<b>Team Total</b>								<b>5.13</b>	

"Scrd As", short for "Scored As", Standing used for place points portion of performance's score combining preseason data (when applied) to current season data

Numbers in BLACK are both the performance's actual NCAA rank AND "scored as" rank Numbers in RED indicate actual NCAA rank does not exist or is worse than "scored as" rank Numbers in BLUE indicate actual NCAA rank is better than "scored as" rank

USTFCCCA Non-Member


Non-Member Schools Will NOT be ranked, beginning Week 2




# 2011 Outdoor Track & Field, Week #1

Only those who score >0.01 pts are shown  
D denotes multiple-event rule in affect


## MEN

**124**  **Southern Miss** ▲20  
Conference USA


Event	Scrd As	Athlete	Yr	Scored Mark	Date	Pl. Pts.	Bonus	TOTAL
<b>Scored bests come from CURRENT season</b>								
▶ HJ	26	Marcus NORWOOD	JR	2.15m 7-½	4/1/11	0.9	0.15	1.05
▶ SP	46	Robert COLLINGWOOD	SO	17.50m 57-5	3/12/11	0.1	0.00	0.10
▶ JAV	20	Kyle SMITH	JR	72.57m 238-1	4/1/11	3	0.68	3.68
<b>Team Total</b>								<b>4.83</b>

**125**  **Southeastern Louisian** ▼9  
Southland Conference


Event	Scrd As	Athlete	Yr	Scored Mark	Date	Pl. Pts.	Bonus	TOTAL
<b>Scored bests come from CURRENT season</b>								
▶ TJ	41	Michael RHEAMS	SR	15.53m 50-11½	4/2/11	0.225	0.00	0.22
<b>Scored bests come from PRE-SEASON DATA</b>								
▶ 100m	20	Shannon GROVER	SR	10.24w	5/1/10	3	0.53	3.53
▶ 200m	38	Shannon GROVER	SR	20.79	3/26/10	0.3	0.26	0.56
<b>Team Total</b>								<b>4.31</b>

**126**  **Portland** ▼17  
West Coast Conference


Event	Scrd As	Athlete	Yr	Scored Mark	Date	Pl. Pts.	Bonus	TOTAL
<b>Scored bests come from CURRENT season</b>								
▶ 5000m	47	Alfred KIPCHUMBA	JR	13:57.76	3/25/11	0.075	0.00	0.08
<b>Scored bests come from PRE-SEASON DATA</b>								
▶ 10k	19	Alfred KIPCHUMBA	JR	28:55.73	4/15/10	3.5	0.56	4.06
▶ Steeple	45	Jared BASSETT	JR	8:58.62	5/8/10	0.125	0.00	0.13
<b>Team Total</b>								<b>4.26</b>

**127**  **Louisiana-Lafayette** ▼3  
Sun Belt Conference


Event	Scrd As	Athlete	Yr	Scored Mark	Date	Pl. Pts.	Bonus	TOTAL
<b>Scored bests come from CURRENT season</b>								
▶ SP	48	Jacob DOMINGUE	SR	17.46m 57-3½	4/2/11	0.05	0.00	0.05
<b>Scored bests come from PRE-SEASON DATA</b>								
▶ TJ	19	O'Daylon THIBEAUX	SO	15.85mw 52-0	5/7/10	3.5	0.38	3.88
▶ DISC	50	Garrett HARKLESS	JR	53.48m 175-5	4/30/10	0.01	0.00	0.01
<b>Team Total</b>								<b>3.94</b>

**128**  **Kent State** ▼7  
Mid-American Conference


Event	Scrd As	Athlete	Yr	Scored Mark	Date	Pl. Pts.	Bonus	TOTAL
<b>Scored bests come from PRE-SEASON DATA</b>								
▶ 800m	44	Destin HEASLEY	SR	1:49.05	5/13/10	0.15	0.07	0.22
▶ HJ	50	Kenneth AGEЕ	SO	2.12m 6-11½	4/20/10	0.01	0.00	0.01
▶ HT	20	Matt PFLEGER	SR	63.53m 208-5	4/23/10	3	0.32	3.32
▶ JAV	49	Brian FLOREK	JR	67.16m 220-4	5/13/10	0.025	0.00	0.03
<b>Team Total</b>								<b>3.57</b>

**129**  **Manhattan** ▼18  
Metro Atlantic Athletic Conference

Event	Scrd As	Athlete	Yr	Scored Mark	Date	Pl. Pts.	Bonus	TOTAL
<b>Scored bests come from PRE-SEASON DATA</b>								
▶ 800m	50	Alex HUDAK	JR	1:49.16	4/16/10	0.01	0.03	0.04
▶ LJ	24	Albert JOHNSON	JR	7.72m 25-4	4/2/10	1	0.27	1.27
▶ TJ	25	Albert JOHNSON	JR	15.73mw 51-7½	5/14/10	0.95	0.20	1.15
▶ DISC	26	Colin QUIRKE	JR	55.96m 183-7	4/10/10	0.9	0.15	1.05
▶ DISC	48	Roman EWALD	JR	53.50m 175-6	4/10/10	0.05	0.00	0.05
<b>Team Total</b>								<b>3.56</b>

**130**  **New Hampshire** ▼8  
America East Conference

Event	Scrd As	Athlete	Yr	Scored Mark	Date	Pl. Pts.	Bonus	TOTAL
<b>Scored bests come from PRE-SEASON DATA</b>								
▶ SP	22	Brice PAEY	SR	18.10m 59-4½	5/1/10	2	0.28	2.28
▶ HT	27	Paul DETURK	SR	61.97m 203-3	5/1/10	0.85	0.00	0.85
<b>Team Total</b>								<b>3.13</b>

**131**  **UMES** ▲1  
Mid-Eastern Athletic Conference

Event	Scrd As	Athlete	Yr	Scored Mark	Date	Pl. Pts.	Bonus	TOTAL
<b>Scored bests come from PRE-SEASON DATA</b>								
▶ 4x100	21			39.76	5/27/10	2.5	0.46	2.96
<b>Team Total</b>								<b>2.96</b>

"Scrd As", short for "Scored As", Standing used for place points portion of performance's score combining preseason data (when applied) to current season data

Numbers in BLACK are both the performance's actual NCAA rank AND "scored as" rank Numbers in RED indicate actual NCAA rank does not exist or is worse than "scored as" rank Numbers in BLUE indicate actual NCAA rank is better than "scored as" rank

USTFCCCA Non-Member


Non-Member Schools Will NOT be ranked, beginning Week 2




# 2011 Outdoor Track & Field, Week #1

Only those who score >0.01 pts are shown  
D denotes multiple-event rule in affect


## MEN

**132**  **UMBC** ▲ 4  
America East Conference


Event	Scrd As	Athlete	Yr	Scored Mark	Date	Pl. Pts.	Bonus	TOTAL
Scored bests come from PRE-SEASON DATA								
▶ DEC	21	Keith ONTO	SR	7,239	5/1/10	2.5	0.35	2.85
<b>Team Total</b>								<b>2.85</b>

**133**  **East Carolina** unch  
Conference USA


Event	Scrd As	Athlete	Yr	Scored Mark	Date	Pl. Pts.	Bonus	TOTAL	
Scored bests come from CURRENT season									
▶ 1500m	39	Jordan NEIL	SR	3:43.43	4/1/11	0.275	0.16	0.44	
Scored bests come from PRE-SEASON DATA									
▶ HJ	43	Drew KANZ-O'SHEA	SO	2.13m	6-11%	5/13/10	0.175	0.00	0.17
▶ SP	30	Dennis ALIOTTA	JR	17.85m	58-6%	4/20/10	0.7	0.01	0.71
▶ HT	37	Dennis ALIOTTA	JR	61.48m	201-8	3/18/10	0.35	0.00	0.35
▶ JAV	30	Matthew MCCONAUGHEY	SO	69.31m	227-4	5/13/10	0.7	0.00	0.70
▶ JAV	43	Spencer BARRICK	SR	67.92m	222-10	5/13/10	0.175	0.00	0.17
<b>Team Total</b>								<b>2.55</b>	

**134**  **Idaho** ▼11  
Western Athletic Conference


Event	Scrd As	Athlete	Yr	Scored Mark	Date	Pl. Pts.	Bonus	TOTAL	
Scored bests come from PRE-SEASON DATA									
▶ PV	23	Jeremy KLAS	JR	5.25m	17-2%	5/27/10	1.5	0.25	1.75
▶ SP	31	Eugenio MANNUCCI	SR	17.84m	58-6%	5/27/10	0.65	0.00	0.65
<b>Team Total</b>								<b>2.40</b>	

**135**  **Wichita State** unch  
Missouri Valley Conference

Event	Scrd As	Athlete	Yr	Scored Mark	Date	Pl. Pts.	Bonus	TOTAL	
Scored bests come from CURRENT season									
▶ DEC	38	Jordan ZERR	SR	6,960	3/24/11	0.3	0.00	0.30	
▶ DEC	39	Austin BAHNER	FR	6,957	3/24/11	0.275	0.00	0.28	
Scored bests come from PRE-SEASON DATA									
▶ H110	39	Todd MCKOWN	JR	13.97w	4/23/10	0.275	0.00	0.28	
▶ Steeple	34	Marius SAVA	SR	8:57.11	4/30/10	0.5	0.00	0.50	
▶ HJ	43	Brandon CHILDS	SO	2.13m	6-11%	5/14/10	0.175	0.00	0.17
▶ LJ	49	Tyler SIMMONS	SR	7.52m	24-8%	3/31/10	0.025	0.00	0.03
▶ TJ	36	Josh CRAWFORD	SR	15.57m	51-1	3/26/10	0.4	0.00	0.40
▶ DEC	40	Krzysztof SLUPKOWSKI	SR	6,944	4/21/10	0.25	0.00	0.25	
<b>Team Total</b>								<b>2.20</b>	

**136**  **Cincinnati** ▲ 3  
BIG EAST Conference

Event	Scrd As	Athlete	Yr	Scored Mark	Date	Pl. Pts.	Bonus	TOTAL	
Scored bests come from CURRENT season									
▶ 5000m	36	Eric FINAN	JR	13:54.72	3/25/11	0.4	0.14	0.54	
▶ H110	35	Terence SOMERVILLE	JR	13.96	4/1/11	0.45	0.02	0.47	
Scored bests come from PRE-SEASON DATA									
▶ 4x400	45			3:08.68	5/14/10	0.125	0.06	0.19	
▶ JAV	27	Brian ZIMMERMAN	SR	69.45m	227-10	4/30/10	0.85	0.00	0.85
<b>Team Total</b>								<b>2.05</b>	

**137**  **Columbia** ▲ 1  
Ivy League

Event	Scrd As	Athlete	Yr	Scored Mark	Date	Pl. Pts.	Bonus	TOTAL
Scored bests come from PRE-SEASON DATA								
▶ 800m	23	Jeff MORIARTY	SR	1:48.14	5/29/10	1.5	0.38	1.88
<b>Team Total</b>								<b>1.88</b>

"Scrd As", short for "Scored As", Standing used for place points portion of performance's score combining preseason data (when applied) to current season data

Numbers in BLACK are both the performance's actual NCAA rank AND "scored as" rank Numbers in RED indicate actual NCAA rank does not exist or is worse than "scored as" rank Numbers in BLUE indicate actual NCAA rank is better than "scored as" rank

USTFCCCA Non-Member


Non-Member Schools Will NOT be ranked, beginning Week 2




# 2011 Outdoor Track & Field, Week #1

Only those who score >0.01 pts are shown  
**D** denotes multiple-event rule in affect


## MEN

**138**  **Idaho State** ▼ 9  
 Big Sky Conference


Event	Scrd As	Athlete	Yr	Scored Mark	Date	Pl. Pts.	Bonus	TOTAL
Scored bests come from PRE-SEASON DATA								
▶ PV	23	Michael ARNOLD	JR	5.25m 17-2%	5/27/10	1.5	0.25	1.75
<b>Team Total</b>								<b>1.75</b>

**138**  **Samford** ▼ 10  
 Southern Conference


Event	Scrd As	Athlete	Yr	Scored Mark	Date	Pl. Pts.	Bonus	TOTAL
Scored bests come from PRE-SEASON DATA								
▶ PV	23	Michael SEAMAN	JR	5.25m 17-2%	5/27/10	1.5	0.25	1.75
<b>Team Total</b>								<b>1.75</b>

**140**  **Middle Tennessee** ▲ 1  
 Sun Belt Conference


Event	Scrd As	Athlete	Yr	Scored Mark	Date	Pl. Pts.	Bonus	TOTAL
Scored bests come from PRE-SEASON DATA								
▶ H400	28	Roscoe PAYNE	JR	51.00	5/29/10	0.8	0.21	1.01
▶ TJ	32	Josh BUTLER	SR	15.63mw 51-3%	5/7/10	0.6	0.04	0.64
<b>Team Total</b>								<b>1.65</b>

**141**  **Colorado State** ▲ 1  
 Mountain West Conference


Event	Scrd As	Athlete	Yr	Scored Mark	Date	Pl. Pts.	Bonus	TOTAL
Scored bests come from CURRENT season								
▶ DISC	28	Cameron CARTER	SR	55.70m 182-9	4/2/11	0.8	0.04	0.84
Scored bests come from PRE-SEASON DATA								
▶ H400	45	Nigel JOSEPH	SR	51.60	4/15/10	0.125	0.00	0.13
▶ Steeple	36	Spenser LYNASS	JR	8:57.28	4/30/10	0.4	0.00	0.40
▶ SP	40	Tyson WILLIAMS	SR	17.64m 57-10%	4/23/10	0.25	0.00	0.25
<b>Team Total</b>								<b>1.62</b>

**142**  **McNeese State** ▼ 8  
 Southland Conference


Event	Scrd As	Athlete	Yr	Scored Mark	Date	Pl. Pts.	Bonus	TOTAL
Scored bests come from PRE-SEASON DATA								
▶ JAV	26	Sam VIDRINE	JR	69.99m 229-7	6/12/10	0.9	0.07	0.97
▶ JAV	34	Ben CHRETIEN	SR	69.10m 226-8	5/1/10	0.5	0.00	0.50
<b>Team Total</b>								<b>1.47</b>

**143**  **Southern Utah** ▼ 13  
 The Summit League

Event	Scrd As	Athlete	Yr	Scored Mark	Date	Pl. Pts.	Bonus	TOTAL
Scored bests come from CURRENT season								
▶ 5000m	25	Cameron LEVINS	JR	13:49.82	3/11/11	0.95	0.41	1.36
<b>Team Total</b>								<b>1.36</b>

**144**  **Norfolk State** ▼ 4  
 Mid-Eastern Athletic Conference

Event	Scrd As	Athlete	Yr	Scored Mark	Date	Pl. Pts.	Bonus	TOTAL
Scored bests come from CURRENT season								
▶ 400m	44	Marquis HOLSTON	SO	46.63	3/25/11	0.15	0.00	0.15
Scored bests come from PRE-SEASON DATA								
▶ 200m	46	Marquis HOLSTON	SO	20.83	5/13/10	0.1	0.19	0.29
▶ 200m	49	Thomas SPELLER	JR	20.89	3/26/10	0.025	0.08	0.11
▶ H110	32	Aramis MASSENBURG	SR	13.91	5/6/10	0.6	0.15	0.75
▶ 4x400	48			3:08.99	4/7/10	0.05	0.00	0.05
<b>Team Total</b>								<b>1.35</b>

**145**  **Mount St. Mary's** ▲ 4  
 Northeast Conference

Event	Scrd As	Athlete	Yr	Scored Mark	Date	Pl. Pts.	Bonus	TOTAL
Scored bests come from PRE-SEASON DATA								
▶ DEC	24	Thomas FITZSIMONS	JR	7,195	5/14/10	1	0.22	1.22
<b>Team Total</b>								<b>1.22</b>

"Scrd As", short for "Scored As", Standing used for place points portion of performance's score combining preseason data (when applied) to current season data


Numbers in BLACK are both the performance's actual NCAA rank AND "scored as" rank Numbers in RED indicate actual NCAA rank does not exist or is worse than "scored as" rank Numbers in BLUE indicate actual NCAA rank is better than "scored as" rank




# 2011 Outdoor Track & Field, Week #1

Only those who score >0.01 pts are shown  
D denotes multiple-event rule in affect


## MEN

**146**  **Kennesaw State** ▼ 9  
Atlantic Sun Conference


Event	Scrd As	Athlete	Yr	Scored Mark	Date	Pl. Pts.	Bonus	TOTAL
Scored bests come from PRE-SEASON DATA								
H110	44	Kendall PARKS	JR	14.03	5/14/10	0.15	0.00	0.15
HJ	26	Jerome MCKINZIE	SR	2.15m 7-½	5/14/10	0.9	0.15	1.05
<b>Team Total</b>								<b>1.20</b>

**147**  **Campbell** ▼ 2  
Atlantic Sun Conference


Event	Scrd As	Athlete	Yr	Scored Mark	Date	Pl. Pts.	Bonus	TOTAL
Scored bests come from CURRENT season								
LJ	43	Diego LAWRENCE	SO	7.55m 24-9¼	3/26/11	0.175	0.00	0.17
Scored bests come from PRE-SEASON DATA								
H110	28	Adoniss JONES	SR	13.88	5/29/10	0.8	0.22	1.02
<b>Team Total</b>								<b>1.20</b>

**148**  **Coppin State** ▼ 2  
Mid-Eastern Athletic Conference


Event	Scrd As	Athlete	Yr	Scored Mark	Date	Pl. Pts.	Bonus	TOTAL
Scored bests come from PRE-SEASON DATA								
H400	47	Jibri VICTORIAN	SO	51.62	5/27/10	0.075	0.00	0.08
4x400	28			3:07.33	4/2/10	0.8	0.32	1.12
<b>Team Total</b>								<b>1.19</b>

**149**  **South Alabama** ▼ 18  
Sun Belt Conference


Event	Scrd As	Athlete	Yr	Scored Mark	Date	Pl. Pts.	Bonus	TOTAL
Scored bests come from PRE-SEASON DATA								
DISC	25	Joey TORRES	JR	56.05m 183-10	5/7/10	0.95	0.19	1.14
<b>Team Total</b>								<b>1.14</b>

**150**  **St. Francis (N.Y.)** D  
Northeast Conference


Event	Scrd As	Athlete	Yr	Scored Mark	Date	Pl. Pts.	Bonus	TOTAL
Scored bests come from CURRENT season								
HJ	26	David FAJOYOMI	FR	2.15m 7-½	4/1/11	0.9	0.15	1.05
<b>Team Total</b>								<b>1.05</b>

**151**  **Rider** ▲ 2  
Metro Atlantic Athletic Conference


Event	Scrd As	Athlete	Yr	Scored Mark	Date	Pl. Pts.	Bonus	TOTAL
Scored bests come from PRE-SEASON DATA								
1500m	32	Christian GONZALEZ	SR	3:42.92	5/10/10	0.6	0.31	0.91
<b>Team Total</b>								<b>0.91</b>

**152**  **Binghamton** ▼ 4  
America East Conference

Event	Scrd As	Athlete	Yr	Scored Mark	Date	Pl. Pts.	Bonus	TOTAL
Scored bests come from PRE-SEASON DATA								
400m	43	Cazal ARNETT	SR	46.62	5/1/10	0.175	0.00	0.17
4x400	33			3:08.04	5/14/10	0.55	0.18	0.73
<b>Team Total</b>								<b>0.91</b>

**153**  **Marquette** ▼ 2  
BIG EAST Conference

Event	Scrd As	Athlete	Yr	Scored Mark	Date	Pl. Pts.	Bonus	TOTAL
Scored bests come from PRE-SEASON DATA								
Steeple	28	Peter BOLGERT	JR	8:54.76	4/30/10	0.8	0.04	0.84
<b>Team Total</b>								<b>0.84</b>

**154**  **SE Missouri State** ▲ 17  
Ohio Valley Conference

Event	Scrd As	Athlete	Yr	Scored Mark	Date	Pl. Pts.	Bonus	TOTAL
Scored bests come from CURRENT season								
HT	28	Brandon COLBERT	SR	61.92m 203-1	4/1/11	0.8	0.00	0.80
<b>Team Total</b>								<b>0.80</b>

"Scrd As", short for "Scored As", Standing used for place points portion of performance's score combining preseason data (when applied) to current season data

Numbers in BLACK are both the performance's actual NCAA rank AND "scored as" rank Numbers in RED indicate actual NCAA rank does not exist or is worse than "scored as" rank Numbers in BLUE indicate actual NCAA rank is better than "scored as" rank

USTFCCCA Non-Member


Non-Member Schools Will NOT be ranked, beginning Week 2




# 2011 Outdoor Track & Field, Week #1

Only those who score >0.01 pts are shown  
D denotes multiple-event rule in affect


## MEN

**154**  **Temple** ▲33  
Atlantic 10 Conference


Event	Scrd As	Athlete	Yr	Scored Mark	Date	Pl. Pts.	Bonus	TOTAL	
Scored bests come from CURRENT season									
▶ HT	28	Robert KEOGH	SR	61.92m	203-1	3/31/11	0.8	0.00	0.80
<b>Team Total</b>								<b>0.80</b>	

**156**  **Pittsburgh** unch  
BIG EAST Conference


Event	Scrd As	Athlete	Yr	Scored Mark	Date	Pl. Pts.	Bonus	TOTAL	
Scored bests come from PRE-SEASON DATA									
▶ H400	30	Jermaine LOWERY	JR	51.19		4/30/10	0.7	0.08	0.78
<b>Team Total</b>								<b>0.78</b>	

**157**  **Central Arkansas** ▲1  
Southland Conference


Event	Scrd As	Athlete	Yr	Scored Mark	Date	Pl. Pts.	Bonus	TOTAL	
Scored bests come from CURRENT season									
▶ HJ	43	James ANDERSON	SR	2.13m	6-11%	4/1/11	0.175	0.00	0.17
Scored bests come from PRE-SEASON DATA									
▶ LJ	32	Jaron CRISWELL	JR	7.62m	25-0	5/1/10	0.6	0.00	0.60
<b>Team Total</b>								<b>0.78</b>	

**158**  **Long Island** ▼4  
Northeast Conference


Event	Scrd As	Athlete	Yr	Scored Mark	Date	Pl. Pts.	Bonus	TOTAL	
Scored bests come from PRE-SEASON DATA									
▶ LJ	30	Brian RICHARDS	SO	7.64mw	25-¾	4/20/10	0.7	0.00	0.70
<b>Team Total</b>								<b>0.70</b>	

**159**  **Drake** ▲1  
Missouri Valley Conference


Event	Scrd As	Athlete	Yr	Scored Mark	Date	Pl. Pts.	Bonus	TOTAL	
Scored bests come from PRE-SEASON DATA									
▶ H400	32	Jon DEGRAVE	JR	51.27		5/14/10	0.6	0.02	0.62
<b>Team Total</b>								<b>0.62</b>	

**160**  **North Texas** ▼8  
Sun Belt Conference


Event	Scrd As	Athlete	Yr	Scored Mark	Date	Pl. Pts.	Bonus	TOTAL	
Scored bests come from CURRENT season									
▶ LJ	46	Terrance WILLIAMS	FR	7.53mw	24-8½	3/26/11	0.1	0.00	0.10
Scored bests come from PRE-SEASON DATA									
▶ H400	40	Steven WHITE	SO	51.51		5/7/10	0.25	0.00	0.25
▶ 4x400	44			3:08.63		3/31/10	0.15	0.07	0.22
▶ DEC	48	Jordan WEHR	SR	6,825		5/7/10	0.05	0.00	0.05
<b>Team Total</b>								<b>0.62</b>	

**161**  **Utah Valley** ▼14  
Great West Conference

Event	Scrd As	Athlete	Yr	Scored Mark	Date	Pl. Pts.	Bonus	TOTAL	
Scored bests come from PRE-SEASON DATA									
▶ Steeple	32	Trac NORRIS	SO	8:56.38		5/8/10	0.6	0.00	0.60
<b>Team Total</b>								<b>0.60</b>	

**162**  **Prairie View A&M** ▼7  
Southwestern Athletic Conference

Event	Scrd As	Athlete	Yr	Scored Mark	Date	Pl. Pts.	Bonus	TOTAL	
Scored bests come from CURRENT season									
▶ TJ	49	Preston WOODARD	FR	15.36mw	50-4%	3/18/11	0.025	0.00	0.03
Scored bests come from PRE-SEASON DATA									
▶ 4x400	37			3:08.21		5/14/10	0.35	0.15	0.50
<b>Team Total</b>								<b>0.53</b>	

**163**  **Monmouth** ▼4  
Northeast Conference

Event	Scrd As	Athlete	Yr	Scored Mark	Date	Pl. Pts.	Bonus	TOTAL	
Scored bests come from PRE-SEASON DATA									
▶ SP	36	Vincent ELARDO	SR	17.68m	58-¾	4/20/10	0.4	0.00	0.40
<b>Team Total</b>								<b>0.40</b>	

"Scrd As", short for "Scored As", Standing used for place points portion of performance's score combining preseason data (when applied) to current season data

Numbers in BLACK are both the performance's actual NCAA rank AND "scored as" rank Numbers in RED indicate actual NCAA rank does not exist or is worse than "scored as" rank Numbers in BLUE indicate actual NCAA rank is better than "scored as" rank


**USTFCCCA Non-Member** Non-Member Schools Will NOT be ranked, beginning Week 2




# 2011 Outdoor Track & Field, Week #1

Only those who score >0.01 pts are shown  
D denotes multiple-event rule in affect


## MEN

**164**  **Eastern Michigan** ▼ **3**  
Mid-American Conference


Event	Scrd As	Athlete	Yr	Scored Mark	Date	Pl. Pts.	Bonus	TOTAL
Scored bests come from PRE-SEASON DATA								
H110	44	Vanier JOSEPH	SO	14.03w	5/13/10	0.15	0.00	0.15
4x100	42			40.24	5/27/10	0.2	0.00	0.20
<b>Team Total</b>								<b>0.35</b>

**165**  **Stony Brook** ▼ **2**  
America East Conference


Event	Scrd As	Athlete	Yr	Scored Mark	Date	Pl. Pts.	Bonus	TOTAL
Scored bests come from PRE-SEASON DATA								
Steeple	38	Alex FELCE	SR	8:57.94	4/2/10	0.3	0.00	0.30
<b>Team Total</b>								<b>0.30</b>

**165**  **Yale** ▼ **8**  
Ivy League


Event	Scrd As	Athlete	Yr	Scored Mark	Date	Pl. Pts.	Bonus	TOTAL	
Scored bests come from PRE-SEASON DATA									
DISC	38	Michael LEVINE	SO	54.41m	178-6	4/20/10	0.3	0.00	0.30
<b>Team Total</b>								<b>0.30</b>	

**167**  **Bucknell** ▲ **5**  
Patriot League


Event	Scrd As	Athlete	Yr	Scored Mark	Date	Pl. Pts.	Bonus	TOTAL	
Scored bests come from CURRENT season									
JAV	47	Ted HEITZMAN	JR	67.63m	221-10	3/26/11	0.075	0.00	0.08
Scored bests come from PRE-SEASON DATA									
H400	42	Rob ARENT	JR	51.59		5/14/10	0.2	0.00	0.20
<b>Team Total</b>								<b>0.28</b>	

**167**  **Georgia Tech** ▼ **5**  
Atlantic Coast Conference


Event	Scrd As	Athlete	Yr	Scored Mark	Date	Pl. Pts.	Bonus	TOTAL	
Scored bests come from PRE-SEASON DATA									
400m	39	Antonio MCKAY, JR.	JR	46.59		5/27/10	0.275	0.00	0.28
<b>Team Total</b>								<b>0.28</b>	

**169**  **Gardner-Webb** ▼ **4**  
Big South Conference


Event	Scrd As	Athlete	Yr	Scored Mark	Date	Pl. Pts.	Bonus	TOTAL	
Scored bests come from CURRENT season									
HT	40	Christoph HUTSCHALIK	SR	61.08m	200-4	3/17/11	0.25	0.00	0.25
<b>Team Total</b>								<b>0.25</b>	

**169**  **Sacred Heart** ▼ **6**  
Northeast Conference


Event	Scrd As	Athlete	Yr	Scored Mark	Date	Pl. Pts.	Bonus	TOTAL	
Scored bests come from PRE-SEASON DATA									
H110	40	Bertony JEAN-LOUIS	JR	13.99		5/29/10	0.25	0.00	0.25
<b>Team Total</b>								<b>0.25</b>	

**171**  **Tulsa** ▼ **4**  
Conference USA

Event	Scrd As	Athlete	Yr	Scored Mark	Date	Pl. Pts.	Bonus	TOTAL	
Scored bests come from PRE-SEASON DATA									
1500m	50	Justin DUNCAN	SR	3:44.31		5/27/10	0.01	0.02	0.03
Steeple	43	Carl STONES	JR	8:58.43		5/27/10	0.175	0.00	0.17
<b>Team Total</b>								<b>0.21</b>	

**172**  **Arkansas State** ▼ **6**  
Sun Belt Conference

Event	Scrd As	Athlete	Yr	Scored Mark	Date	Pl. Pts.	Bonus	TOTAL	
Scored bests come from PRE-SEASON DATA									
H110	42	Solomon WILLIAMS	SO	14.01		5/29/10	0.2	0.00	0.20
<b>Team Total</b>								<b>0.20</b>	

**172**  **Cal Poly** ▼ **3**  
Big West Conference

Event	Scrd As	Athlete	Yr	Scored Mark	Date	Pl. Pts.	Bonus	TOTAL	
Scored bests come from PRE-SEASON DATA									
DEC	42	Corbin DUER	SR	6,930		5/7/10	0.2	0.00	0.20
<b>Team Total</b>								<b>0.20</b>	

"Scrd As", short for "Scored As", Standing used for place points portion of performance's score combining preseason data (when applied) to current season data

Numbers in BLACK are both the performance's actual NCAA rank AND "scored as" rank Numbers in RED indicate actual NCAA rank does not exist or is worse than "scored as" rank Numbers in BLUE indicate actual NCAA rank is better than "scored as" rank

USTFCCCA Non-Member


Non-Member Schools Will NOT be ranked, beginning Week 2




# 2011 Outdoor Track & Field, Week #1

Only those who score >0.01 pts are shown  
**D** denotes multiple-event rule in affect


## MEN

**174**  **Saint Louis** ▼ 5  
 Atlantic 10 Conference


Event	Scrd As	Athlete	Yr	Scored Mark	Date	Pl. Pts.	Bonus	TOTAL
Scored bests come from PRE-SEASON DATA								
H110	43	Dahmar SMILES	JR	14.02w	5/29/10	0.175	0.00	0.17
<b>Team Total</b>								<b>0.17</b>

**179**  **Alcorn State** ▲ 8  
 Southwestern Athletic Conference


Event	Scrd As	Athlete	Yr	Scored Mark	Date	Pl. Pts.	Bonus	TOTAL
Scored bests come from CURRENT season								
H400	48	Lino REYES	SR	51.65	3/24/11	0.05	0.00	0.05
<b>Team Total</b>								<b>0.05</b>

**175**  **UNC Asheville** unch  
 Big South Conference


Event	Scrd As	Athlete	Yr	Scored Mark	Date	Pl. Pts.	Bonus	TOTAL	
Scored bests come from CURRENT season									
JAV	44	Simon HAAKE	SR	67.90m	222-9	3/17/11	0.15	0.00	0.15
<b>Team Total</b>								<b>0.15</b>	

**179**  **Dartmouth** ▲ 8  
 Ivy League


Event	Scrd As	Athlete	Yr	Scored Mark	Date	Pl. Pts.	Bonus	TOTAL	
Scored bests come from CURRENT season									
HT	48	David IRVING	SR	60.59m	198-9	4/2/11	0.05	0.00	0.05
<b>Team Total</b>								<b>0.05</b>	

**176**  **Harvard** unch  
 Ivy League


Event	Scrd As	Athlete	Yr	Scored Mark	Date	Pl. Pts.	Bonus	TOTAL
Scored bests come from CURRENT season								
5000m	45	Dan CHENOWETH	SR	13:57.61	3/31/11	0.125	0.01	0.13
<b>Team Total</b>								<b>0.13</b>

**179**  **Eastern Kentucky** unch  
 Ohio Valley Conference


Event	Scrd As	Athlete	Yr	Scored Mark	Date	Pl. Pts.	Bonus	TOTAL
Scored bests come from CURRENT season								
5000m	48	Soufiane BOUCHIKHI	SO	13:58.17	3/25/11	0.05	0.00	0.05
<b>Team Total</b>								<b>0.05</b>

**177**  **High Point** ▲ 2  
 Big South Conference

Event	Scrd As	Athlete	Yr	Scored Mark	Date	Pl. Pts.	Bonus	TOTAL
Scored bests come from PRE-SEASON DATA								
Steeple	47	Dakota PEACHEE	SO	8:58.72	5/27/10	0.075	0.00	0.08
<b>Team Total</b>								<b>0.08</b>

**182**  **UC Riverside** ▼ 4  
 Big West Conference

Event	Scrd As	Athlete	Yr	Scored Mark	Date	Pl. Pts.	Bonus	TOTAL	
Scored bests come from CURRENT season									
HT	49	Caleb STUART	SO	60.57m	198-8	3/19/11	0.025	0.00	0.03
<b>Team Total</b>								<b>0.03</b>	

**177**  **Xavier** ▲ 10  
 Atlantic 10 Conference

Event	Scrd As	Athlete	Yr	Scored Mark	Date	Pl. Pts.	Bonus	TOTAL
Scored bests come from CURRENT season								
10k	47	Tommy KAUFFMANN	SR	29:28.12	3/25/11	0.075	0.00	0.08
<b>Team Total</b>								<b>0.08</b>

"Scrd As", short for "Scored As", Standing used for place points portion of performance's score combining preseason data (when applied) to current season data  
 Numbers in BLACK are both the performance's actual NCAA rank AND "scored as" rank Numbers in RED indicate actual NCAA rank does not exist or is worse than "scored as" rank Numbers in BLUE indicate actual NCAA rank is better than "scored as" rank  
**USTFCCCA Non-Member** Non-Member Schools Will NOT be ranked, beginning Week 2



# 2011 Outdoor Track & Field, Week #1

Only those who score >0.01 pts are shown  
D denotes multiple-event rule in affect

## WOMEN

1		Texas A&M		Big 12 Conference		unch		2	
Event	Scrd As	Athlete	Yr	Scored Mark	Date	Pl. Pts.	Bonus	TOTAL	
<b>Scored bests come from CURRENT season</b>									
▶ 200m	23	Dominique DUNCAN	JR	23.23	4/2/11	1.5	0.48	1.98	
▶ 400m	24	Ibukun MAYUNGBE	FR	53.06	4/2/11	1	0.38	1.38	
▶ 400m	41	Andrea SUTHERLAND	SR	53.67	4/2/11	0.225	0.00	0.22	
▶ PV	26	Laura ASIMAKIS	JR	4.08m	13-4½	0.9	0.13	1.03	
▶ TJ	48	Melissa MAYS	FR	12.58m	41-3½	0.05	0.00	0.05	
<b>Scored bests come from PRE-SEASON DATA</b>									
▶ 100m	1	Jeneba TARMOH	JR	11.05w	6/10/10	30	3.19	33.19	
▶ 100m	3	Gabby MAYO	SR	11.13	3/31/10	26	2.34	28.34	
▶ 100m	31	Dominique DUNCAN	JR	11.49	6/10/10	0.65	0.02	0.67	
▶ 200m	1	Jeneba TARMOH	JR	22.65	5/14/10	30	3.13	33.13	
▶ 200m	8	Jessica BEARD	SR	23.05	5/14/10	D 16	1.11	3.11	
▶ 200m	21	Gabby MAYO	SR	23.22	5/1/10	2.5	0.52	3.02	
▶ 400m	1	Jessica BEARD	SR	51.02	6/12/10	30	4.21	34.21	
▶ H100	2	Gabby MAYO	SR	12.81	5/29/10	28	2.96	30.96	
▶ H100	3	Natasha RUDDOCK	SR	12.87	4/20/10	26	2.47	28.47	
▶ H100	27	Donique FLEMINGS	SO	13.33	3/31/10	0.85	0.22	1.07	
▶ H400	7	Andrea SUTHERLAND	SR	57.12	3/31/10	18	1.23	19.23	
▶ H400	27	Donique FLEMINGS	SO	58.10	5/29/10	0.85	0.27	1.12	
▶ 4x100	1			42.49	5/27/10	30	4.20	34.20	
▶ 4x400	2			3:28.57	6/12/10	28	3.23	31.23	
▶ HJ	47	Daphne FITZPATRICK	SR	1.75m	5-8½	0.075	0.00	0.08	
▶ LJ	17	Sasha-Kay MATTHIAS	SR	6.34m	20-9½	4.5	0.48	4.98	
▶ TJ	7	Tiffany PETERS	SR	13.27mw	43-6½	18	1.29	19.29	
▶ TJ	19	Sasha-Kay MATTHIAS	SR	12.94m	42-5½	3.5	0.45	3.95	
▶ JAV	8	Emalie HUMPHREYS	SR	51.78m	169-10	16	1.40	17.40	
▶ JAV	14	Laura ASIMAKIS	SR	50.43m	165-5	7	0.79	7.79	
▶ HEPT	20	Daphne FITZPATRICK	SR	5,395		3	0.53	3.53	
▶ HEPT	36	Bonnie RICHARDSON	SO	5,027		0.4	0.00	0.40	
<b>Team Total</b>								<b>344.02</b>	

2		LSU		Southeastern Conference		unch		1		
Event	Scrd As	Athlete	Yr	Scored Mark	Date	Pl. Pts.	Bonus	TOTAL		
<b>Scored bests come from CURRENT season</b>										
▶ 100m	10	Semoy HACKETT	JR	11.23	4/2/11	12	1.30	13.30		
▶ 100m	14	Kimberlyn DUNCAN	SO	11.31	4/2/11	7	0.71	7.71		
▶ 100m	31	Toshika SYLVESTER	FR	11.49w	3/25/11	0.65	0.02	0.67		
▶ 200m	2	Kimberlyn DUNCAN	SO	22.76	4/2/11	28	2.56	30.56		
▶ 800m	10	Charlene LIPSEY	SO	2:05.05	4/2/11	12	0.91	12.91		
▶ H100	14	Jasmin STOWERS	FR	13.15	3/25/11	7	0.69	7.69		
▶ PV	6	Rachel LAURENT	JR	4.33m	14-2½	20	2.18	22.18		
▶ LJ	32	Jennifer CLAYTON	FR	6.22m	20-5	0.6	0.00	0.60		
<b>Scored bests come from PRE-SEASON DATA</b>										
▶ 100m	5	Takeia PINCKNEY	SO	11.18w	6/10/10	22	1.82	23.82		
▶ 100m	8	Kenyanna WILSON	SR	11.22	5/29/10	16	1.40	17.40		
▶ 200m	9	Semoy HACKETT		23.07	5/7/10	14	1.01	15.01		
▶ 200m	24	Kenyanna WILSON	SR	23.24	4/16/10	1	0.45	1.45		
▶ 200m	27	Takeia PINCKNEY	SO	23.32	5/29/10	0.85	0.25	1.10		
▶ 800m	3	Brittany HALL	SR	2:03.76	4/16/10	26	2.12	28.12		
▶ H100	17	Tenaya JONES	SR	13.20	5/29/10	4.5	0.56	5.06		
▶ H400	6	Cassandra TATE	JR	56.87	5/29/10	20	1.67	21.67		
▶ 4x100	3			43.25	4/20/10	26	2.40	28.40		
▶ 4x400	3			3:30.61	6/12/10	26	2.26	28.26		
▶ HJ	5	Brittani CARTER	SR	1.84m	6-½	22	1.97	23.97		
▶ LJ	35	Melissa OGBOURNE	SR	6.21m	20-4½	0.45	0.00	0.45		
▶ LJ	49	Brittany PORTER	SO	6.13m	20-1½	5/13/10	0.025	0.00	0.03	
▶ TJ	5	Melissa OGBOURNE	SR	13.36mw	43-10	22	1.75	23.75		
▶ DISC	10	Samia STOKES	JR	54.24m	177-11	12	0.76	12.76		
<b>Team Total</b>								<b>326.85</b>		

"Scrd As", short for "Scored As", Standing used for place points portion of performance's score combining preseason data (when applied) to current season data

Numbers in BLACK are both the performance's actual NCAA rank AND "scored as" rank Numbers in RED indicate actual NCAA rank does not exist or is worse than "scored as" rank Numbers in BLUE indicate actual NCAA rank is better than "scored as" rank

USTFCCCA Non-Member

Non-Member Schools Will NOT be ranked, beginning Week 2



# 2011 Outdoor Track & Field, Week #1

Only those who score >0.01 pts are shown  
**D** denotes multiple-event rule in affect

## WOMEN

**3** **Oregon** ▼ **1**  
 Pacific-10 Conference

Event	Scrd As	Athlete	Yr	Scored Mark	Date	Pl. Pts.	Bonus	TOTAL
<b>Scored bests come from CURRENT season</b>								
▶ 1500m	34	Becca FRIDAY	SO	4:21.11	3/19/11	0.5	0.09	0.59
▶ 10k	24	Bronwyn CROSSMAN	JR	33:43.99	3/25/11	1	0.39	1.39
▶ 10k	30	Sarah ANDREWS	FR	33:53.44	3/25/11	0.7	0.21	0.91
▶ Steeple	15	Claire MICHEL	SR	10:11.64	3/25/11	6	0.72	6.72
<b>Scored bests come from PRE-SEASON DATA</b>								
▶ 100m	23	Amber PURVIS	JR	11.38	5/15/10	1.5	0.39	1.89
▶ 100m	27	Mandy WHITE	SR	11.42w	6/10/10	0.85	0.25	1.10
▶ 200m	7	Amber PURVIS	JR	23.00w	4/10/10	18	1.36	19.36
▶ 400m	30	Michele WILLIAMS	SR	53.36	5/15/10	0.7	0.17	0.87
▶ 800m	7	Anne KESSELRING	SO	2:04.36	5/15/10	18	1.55	19.55
▶ 800m	22	Becca FRIDAY	SO	2:05.89	5/15/10	2	0.44	2.44
▶ 1500m	7	Jordan HASAY	SO	4:14.67	3/26/10	18	1.65	19.65
▶ 1500m	9	Alex KOSINSKI	SR	4:15.67	6/10/10	<b>D</b> 14	1.22	3.22
▶ 1500m	16	Anne KESSELRING	SO	4:17.71	5/8/10	<b>D</b> 5	0.63	2.63
▶ 5000m	8	Alex KOSINSKI	SR	15:57.83	4/30/10	16	1.15	17.15
▶ 5000m	42	Jordan HASAY	SO	16:16.02	4/10/10	0.2	0.14	0.34
▶ 5000m	50	Claire MICHEL	SR	16:18.18	4/30/10	0.01	0.07	0.08
▶ H100	36	Brianne THEISEN	SR	13.43	5/15/10	0.4	0.00	0.40
▶ 4x100	4			43.27	5/15/10	24	2.35	26.35
▶ 4x400	1			3:28.54	6/12/10	30	3.25	33.25
▶ HJ	2	Brianne THEISEN	SR	1.86m 6-1½	5/15/10	28	3.15	31.15
▶ PV	3	Melissa GERGEL	SR	4.35m 14-3¼	3/26/10	26	2.53	28.53
▶ PV	27	Jordan ROSKELLEY	SR	4.07m 13-4¼	5/8/10	0.85	0.07	0.92
▶ LJ	2	Jamesha YOUNGBLOOD	SR	6.63m 21-9	5/15/10	28	3.19	31.19
▶ TJ	6	Jamesha YOUNGBLOOD	SR	13.30mw 43-7¼	5/15/10	20	1.44	21.44
▶ HEPT	1	Brianne THEISEN	SR	6,094	6/12/10	30	5.44	35.44
<b>Team Total</b>								<b>306.54</b>

**4** **Oklahoma** unch  
 Big 12 Conference

Event	Scrd As	Athlete	Yr	Scored Mark	Date	Pl. Pts.	Bonus	TOTAL
<b>Scored bests come from CURRENT season</b>								
▶ 100m	31	Shawna ANDERSON	JR	11.49	3/26/11	0.65	0.02	0.67
▶ 4x100	15	Wells, McGrone, Simmons, Anderson		44.37	4/2/11	6	0.53	6.53
▶ HJ	47	Chenale SMITH	SO	1.75m 5-8¾	3/26/11	0.075	0.00	0.08
▶ PV	38	Alexandra ACKER	JR	4.00m 13-1½	4/2/11	0.3	0.00	0.30
▶ PV	38	Sarah PAPPAS	SR	4.00m 13-1½	4/2/11	0.3	0.00	0.30
▶ SP	4	Tia BROOKS	SO	17.31m 56-9¾	4/2/11	24	2.26	26.26
▶ DISC	44	Kelsey POLJANSEK	SR	50.63m 166-1	3/26/11	0.15	0.00	0.15
<b>Scored bests come from PRE-SEASON DATA</b>								
▶ 100m	42	Sherine WELLS	JR	11.53w	5/8/10	0.2	0.00	0.20
▶ 200m	3	Candycy MCGRONE	JR	22.84	5/29/10	26	2.16	28.16
▶ 200m	47	Sherine WELLS	JR	23.58	5/14/10	0.075	0.00	0.08
▶ 5000m	34	Jessica ENGEL	JR	16:13.28	6/12/10	0.5	0.23	0.73
▶ H100	9	Latoya GREAVES	SR	13.05	5/1/10	14	1.15	15.15
▶ LJ	1	Ti'Anca MOCK	SR	6.64m 21-9¾	5/9/09	30	3.32	33.32
▶ TJ	17	Ti'Anca MOCK	SR	13.01m 42-8¾	5/30/09	4.5	0.57	5.07
▶ TJ	22	Jasmine SIMMONS	SR	12.91m 42-4¼	5/8/10	2	0.40	2.40
▶ SP	7	Karen SHUMP	SO	17.14m 56-3	6/12/10	18	1.82	19.82
▶ DISC	5	Brittany BORMAN	JR	56.72m 186-1	4/10/10	22	2.32	24.32
▶ DISC	7	Karen SHUMP	SO	55.70m 182-9	4/10/10	18	1.68	19.68
▶ DISC	31	Bailey WAGNER	JR	51.79m 169-11	4/15/10	0.65	0.00	0.65
▶ DISC	35	Lauren GUERRIERI	JR	51.37m 168-6	5/1/10	0.45	0.00	0.45
▶ JAV	2	Brittany BORMAN	JR	53.00m 173-10	6/12/10	28	2.37	30.37
▶ JAV	26	Katelyn PENNER	JR	48.35m 158-7	3/26/10	0.9	0.09	0.99
<b>Team Total</b>								<b>215.66</b>

"Scrd As", short for "Scored As", Standing used for place points portion of performance's score combining preseason data (when applied) to current season data

Numbers in BLACK are both the performance's actual NCAA rank AND "scored as" rank Numbers in RED indicate actual NCAA rank does not exist or is worse than "scored as" rank Numbers in BLUE indicate actual NCAA rank is better than "scored as" rank

USTFCCCA Non-Member

Non-Member Schools Will NOT be ranked, beginning Week 2



# 2011 Outdoor Track & Field, Week #1

Only those who score >0.01 pts are shown  
**D** denotes multiple-event rule in affect

## WOMEN

5

### Clemson

Atlantic Coast Conference

▲ 1

Event	Scrd As	Athlete	Yr	Scored Mark	Date	Pl. Pts.	Bonus	TOTAL	
<b>Scored bests come from CURRENT season</b>									
▶ 10k	5	Kimberly RUCK	JR	33:16.45	3/25/11	22	1.68	23.68	
▶ H100	32	Brianna ROLLINS	FR	13.40	4/1/11	0.6	0.04	0.64	
▶ H100	38	Bridgette OWENS	FR	13.44	3/18/11	0.3	0.00	0.30	
▶ H400	21	Marlena WESH	SO	57.87	4/1/11	2.5	0.40	2.90	
▶ Steeple	22	Alyssa KULIK	JR	10:18.18	3/25/11	2	0.39	2.39	
▶ 4x400	19	Wesh, Kendrick, Austin, Rollins		3:35.18	4/1/11	3.5	0.50	4.00	
<b>Scored bests come from PRE-SEASON DATA</b>									
▶ 100m	12	Stormy KENDRICK	SO	11.25w	4/15/10	9	1.12	10.12	
▶ 200m	28	Stormy KENDRICK	SO	23.34	5/14/10	0.8	0.22	1.02	
▶ 200m	46	Michaylin GOLLADAY	SR	23.57	5/27/10	0.1	0.00	0.10	
▶ 5000m	29	Kimberly RUCK	JR	16:12.05	4/2/10	0.75	0.27	1.02	
▶ H100	11	Michaylin GOLLADAY	SR	13.07	5/29/10	10	1.04	11.04	
▶ H100	47	Patricia MAMONA	SR	13.53	4/15/10	0.075	0.00	0.08	
▶ H400	19	Sonni AUSTIN	SO	57.81	5/29/10	3.5	0.43	3.93	
▶ 4x100	8			43.70	5/27/10	16	1.37	17.37	
▶ HJ	2	April SINKLER	SR	1.86m	6-1¼	5/14/10	28	3.15	31.15
▶ HJ	39	Liane WEBER	SR	1.76m	5-9¼	4/15/10	0.275	0.00	0.28
▶ LJ	9	April SINKLER	SR	6.43m	21-1¼	5/1/10	14	1.10	15.10
▶ TJ	2	Patricia MAMONA	SR	14.01m	45-11¼	6/12/10	28	5.06	33.06
▶ TJ	8	April SINKLER	SR	13.26mw	43-6	5/27/10	16	1.24	17.24
▶ JAV	43	Liane WEBER	SR	46.88m	153-9	4/15/10	0.175	0.00	0.17
▶ HEPT	2	Liane WEBER	SR	5,928		4/15/10	28	3.96	31.96
▶ HEPT	27	Patricia MAMONA	SR	5,247		4/15/10	0.85	0.07	0.92
▶ HEPT	33	Karine FARIAS	SO	5,085		5/11/10	0.55	0.00	0.55
<b>Team Total</b>								209.01	

6

### Southern California

Pacific-10 Conference

▼ 1

Event	Scrd As	Athlete	Yr	Scored Mark	Date	Pl. Pts.	Bonus	TOTAL	
<b>Scored bests come from CURRENT season</b>									
▶ 100m	31	Jessica DAVIS	FR	11.49	3/19/11	0.65	0.02	0.67	
▶ 200m	14	Aareon PAYNE	JR	23.09	4/2/11	7	0.94	7.94	
▶ 200m	47	Jessica DAVIS	FR	23.58	3/19/11	0.075	0.00	0.08	
▶ H100	48	Lauren BLACKBURN	FR	13.54	4/2/11	0.05	0.00	0.05	
▶ 4x100	11	Laarman, Payne, Puterbaugh, Davis		44.18	4/2/11	10	0.67	10.67	
▶ HT	8	Marissa MINDERLER	SR	62.60m	205-4	3/19/11	16	1.18	17.18
▶ HT	11	Jenny OZORAI	FR	62.12m	203-9	4/2/11	10	0.94	10.94
<b>Scored bests come from PRE-SEASON DATA</b>									
▶ 5000m	31	Zsofia ERDELYI	SR	16:12.42	5/15/10	0.65	0.26	0.91	
▶ 10k	8	Zsofia ERDELYI	SR	33:18.75	3/26/10	D	16	1.54	3.54
▶ H100	15	Nia ALI	SR	13.17	6/11/09	6	0.64	6.64	
▶ H400	8	Dalilah MUHAMMAD	JR	57.14	5/15/10	16	1.19	17.19	
▶ Steeple	7	Zsofia ERDELYI	SR	10:01.99	5/30/09	18	1.62	19.62	
▶ 4x400	9			3:33.22	5/27/10	14	1.11	15.11	
▶ HJ	47	Dalilah MUHAMMAD	JR	1.75m	5-8¾	4/10/10	0.075	0.00	0.08
▶ LJ	42	Alitta BOYD	SO	6.17m	20-3	5/27/10	0.2	0.00	0.20
▶ TJ	25	Alitta BOYD	SO	12.78m	41-11¼	5/27/10	0.95	0.17	1.12
▶ HT	7	Lauren CHAMBERS	SO	62.93m	206-5	4/15/10	18	1.35	19.35
▶ JAV	4	Kristine BUSA	SR	52.61m	172-7	3/19/10	24	2.00	26.00
▶ JAV	30	Marissa MINDERLER	JR	47.92m	157-2	3/31/10	0.7	0.00	0.70
▶ HEPT	3	Nia ALI	SR	5,828		6/12/09	26	3.06	29.06
▶ HEPT	12	Shana WOODS	SR	5,490		5/10/09	9	0.83	9.83
<b>Team Total</b>								196.88	

"Scrd As", short for "Scored As", Standing used for place points portion of performance's score combining preseason data (when applied) to current season data

Numbers in BLACK are both the performance's actual NCAA rank AND "scored as" rank Numbers in RED indicate actual NCAA rank does not exist or is worse than "scored as" rank Numbers in BLUE indicate actual NCAA rank is better than "scored as" rank

USTFCCCA Non-Member

Non-Member Schools Will NOT be ranked, beginning Week 2



# 2011 Outdoor Track & Field, Week #1

Only those who score >0.01 pts are shown  
**D** denotes multiple-event rule in affect

## WOMEN

7

**Texas**  
Big 12 Conference

**unch**

Event	Scrd As	Athlete	Yr	Scored Mark	Date	Pl. Pts.	Bonus	TOTAL
<b>Scored bests come from CURRENT season</b>								
▶ 200m	20	Christy UDOH	FR	23.18	3/25/11	3	0.65	3.65
▶ 200m	21	Allison PETER	FR	23.22	3/19/11	2.5	0.52	3.02
▶ 200m	25	Stacey-Ann SMITH	JR	23.27	3/19/11	0.95	0.35	1.30
▶ 200m	29	Chantel MALONE	SR	23.37	3/25/11	0.75	0.17	0.92
▶ 400m	27	Briana NELSON	FR	53.12	3/25/11	0.85	0.33	1.18
▶ 400m	47	Kendra CHAMBERS	SO	53.77	3/25/11	0.075	0.00	0.08
▶ 800m	42	Marielle HALL	FR	2:07.25	3/25/11	0.2	0.02	0.22
▶ H400	9	Danielle DOWIE	FR	57.33	3/19/11	14	0.94	14.94
▶ 4x100	29	Cooper, Goodman, Udoh, Peter		44.73	3/19/11	0.75	0.26	1.01
▶ HJ	47	Shanay BRISCOE	FR	1.75m	5-8½ 3/25/11	0.075	0.00	0.08
▶ LJ	27	A'Lexus BRANNON	FR	6.26m	20-6½ 3/25/11	0.85	0.14	0.99
▶ SP	33	Amanda VAN DYKE	JR	15.77m	51-9 3/25/11	0.55	0.00	0.55
▶ DISC	15	Okwukwe OKOLIE	JR	53.34m	175-0 3/25/11	6	0.40	6.40
<b>Scored bests come from PRE-SEASON DATA</b>								
▶ 400m	4	Angele COOPER	JR	52.18	5/1/10	24	1.62	3.62
▶ 400m	6	Chantel MALONE	SR	52.35	5/1/10	20	1.34	21.34
▶ 400m	18	Stacey-Ann SMITH	JR	52.83	5/29/10	4	0.65	4.65
▶ 400m	37	Alicia PETERSON	SO	53.60	5/27/10	0.35	0.00	0.35
▶ 5000m	9	Mia BEHM	JR	16:00.00	5/1/10	14	0.93	14.93
▶ 5000m	38	Betzy JIMENEZ	SR	16:14.89	5/1/10	0.3	0.18	0.48
▶ H400	2	Angele COOPER	JR	56.24	6/10/10	28	2.81	30.81
▶ 4x400	6			3:32.03	5/27/10	20	1.59	21.59
▶ HJ	10	Victoria LUCAS	JR	1.81m	5-11¼ 5/27/10	12	0.74	12.74
▶ PV	12	Natasha MASTERSON	SO	4.20m	13-9¼ 4/17/10	9	0.85	9.85
▶ LJ	6	Chantel MALONE	SR	6.56m	21-6¼ 5/27/10	20	2.31	22.31
▶ TJ	14	Chantel MALONE	SR	13.06m	42-10¼ 6/12/10	7	0.66	7.66
<b>Team Total</b>								<b>184.66</b>

8

**Florida State**  
Atlantic Coast Conference

**unch**

Event	Scrd As	Athlete	Yr	Scored Mark	Date	Pl. Pts.	Bonus	TOTAL
<b>Scored bests come from CURRENT season</b>								
▶ 5000m	23	Hannah BROOKS	SR	16:09.81	4/1/11	1.5	0.35	1.85
▶ 5000m	32	Jessica PARRY	FR	16:12.70	4/1/11	0.6	0.25	0.85
▶ H100	21	Teona RODGERS	SR	13.26	3/23/11	2.5	0.40	2.90
▶ SP	44	Kamorean HAYES	JR	15.58m	51-1½ 4/1/11	0.15	0.00	0.15
<b>Scored bests come from PRE-SEASON DATA</b>								
▶ 100m	2	Marecia PEMBERTON	SO	11.12w	4/15/10	28	2.45	30.45
▶ 100m	18	Teona RODGERS	SR	11.34w	4/15/10	4	0.52	4.52
▶ 200m	12	Teona RODGERS	SR	23.08	5/29/10	9	0.98	9.98
▶ 400m	24	Brittany ST. LOUIS	SR	53.06	5/27/10	1	0.38	1.38
▶ 1500m	26	Amanda WINSLOW	SO	4:19.29	5/7/10	0.9	0.35	1.25
▶ 5000m	33	Pasca CHERUIYOT	SR	16:13.23	5/14/10	0.55	0.23	0.78
▶ 10k	10	Pasca CHERUIYOT	SR	33:23.63	6/12/10	12	1.25	13.25
▶ Steeple	19	Jennifer DUNN	JR	10:14.58	6/10/10	3.5	0.57	4.07
▶ 4x100	2			43.13	5/7/10	28	2.68	30.68
▶ LJ	7	Kimberly WILLIAMS	SR	6.54m	21-5¼ 6/11/09	18	2.06	20.06
▶ LJ	31	Amy HARRIS	JR	6.23m	20-5¼ 4/15/10	0.65	0.01	0.66
▶ TJ	1	Kimberly WILLIAMS	SR	14.03m	46-½ 5/27/10	30	5.16	35.16
▶ TJ	29	Michelle JENIJE	SR	12.75mw	41-10 4/15/10	0.75	0.12	0.87
▶ SP	46	Allyn LAUGHLIN	SR	15.55m	51-¾ 3/25/10	0.1	0.00	0.10
<b>Team Total</b>								<b>158.95</b>

"Scrd As", short for "Scored As", Standing used for place points portion of performance's score combining preseason data (when applied) to current season data  
 Numbers in BLACK are both the performance's actual NCAA rank AND "scored as" rank Numbers in RED indicate actual NCAA rank does not exist or is worse than "scored as" rank Numbers in BLUE indicate actual NCAA rank is better than "scored as" rank  
**USTFCCCA Non-Member** Non-Member Schools Will NOT be ranked, beginning Week 2



# 2011 Outdoor Track & Field, Week #1

Only those who score >0.01 pts are shown  
**D** denotes multiple-event rule in affect

## WOMEN

9

**Arkansas**  
Southeastern Conference

unch

Event	Scrd As	Athlete	Yr	Scored Mark	Date	Pl. Pts.	Bonus	TOTAL
<b>Scored bests come from CURRENT season</b>								
▶ 5000m	41	Miranda WALKER	SR	16:15.99	3/25/11	0.225	0.14	0.37
▶ H100	48	Ivanique KEMP	FR	13.54	4/2/11	0.05	0.00	0.05
▶ Steeple	47	Cali GEORGE	JR	10:31.67	3/25/11	0.075	0.00	0.08
▶ 4x100	31	Flowers, Jones, Williams, Sutej		44.80	4/2/11	0.65	0.21	0.86
▶ PV	12	Tara DIEBOLD	JR	4.20m 13-9½	4/2/11	9	0.85	9.85
<b>Scored bests come from PRE-SEASON DATA</b>								
▶ 200m	34	Shelise WILLIAMS	SR	23.40	5/13/10	0.5	0.12	0.62
▶ 200m	44	Regina GEORGE	SO	23.56	4/9/10	0.15	0.00	0.15
▶ 400m	3	Shelise WILLIAMS	SR	51.71	5/29/10	26	2.66	28.66
▶ 400m	9	Regina GEORGE	SO	52.60	5/27/10	14	0.98	14.98
▶ 800m	9	Stephanie BROWN	SO	2:04.52	5/29/10	14	1.40	15.40
▶ 1500m	19	Jillian ROSEN	JR	4:18.56	6/11/09	3.5	0.45	3.95
▶ 1500m	46	Kristen GILLESPIE	JR	4:22.56	4/15/10	0.1	0.00	0.10
▶ H100	29	Brittany HYTER	JR	13.36	5/29/10	0.75	0.14	0.89
▶ H400	14	Brittany HYTER	JR	57.52	5/29/10	7	0.72	7.72
▶ H400	33	Leah ORLEY	SO	58.77	5/29/10	0.55	0.00	0.55
▶ Steeple	36	Megan JACKSON	SR	10:27.49	4/16/09	0.4	0.00	0.40
▶ 4x400	5			3:31.03	5/27/10	22	2.06	24.06
▶ PV	2	Tina SUTEJ	JR	4.40m 14-5½	6/12/10	28	3.40	31.40
▶ LJ	39	Whitney JONES	JR	6.18mw 20-3½	5/13/10	0.275	0.00	0.28
▶ TJ	11	Shantel THOMPSON	SR	13.09m 42-11½	5/27/10	10	0.71	10.71
▶ HEPT	29	Makeba ALCIDE	SO	5,153	5/13/10	0.75	0.00	0.75
▶ HEPT	35	Leah ORLEY	SO	5,043	5/13/10	0.45	0.00	0.45
<b>Team Total</b>								152.25

10

**Arizona**  
Pacific-10 Conference

▲ 1

Event	Scrd As	Athlete	Yr	Scored Mark	Date	Pl. Pts.	Bonus	TOTAL
<b>Scored bests come from CURRENT season</b>								
▶ 10k	19	Jennifer BERGMAN	SO	33:38.81	3/25/11	3.5	0.50	4.00
▶ H100	24	LaTisha HOLDEN	SR	13.28	4/2/11	1	0.35	1.35
▶ H100	41	Dahlys MARSHALL	JR	13.48	4/2/11	0.225	0.00	0.22
▶ H400	13	Georganne MOLINE	SO	57.41	4/2/11	8	0.85	8.85
▶ SP	1	Julie LABONTE	SO	17.65m 57-11	3/18/11	30	3.39	33.39
▶ SP	8	Alyssa HASSLEN	SO	17.10m 56-1¼	3/18/11	16	1.71	17.71
▶ SP	25	Baillie GIBSON	FR	16.13m 52-11	3/18/11	0.95	0.20	1.15
▶ DISC	17	Baillie GIBSON	FR	53.15m 174-4	4/2/11	4.5	0.34	4.84
▶ DISC	43	Julie LABONTE	SO	50.66m 166-2	3/18/11	0.175	0.00	0.17
<b>Scored bests come from PRE-SEASON DATA</b>								
▶ 800m	8	Christina RODGERS	SR	2:04.47	5/29/10	16	1.45	17.45
▶ 5000m	46	Hannah MOEN	JR	16:17.31	4/15/10	0.1	0.10	0.20
▶ 10k	25	Megan MEYER	SO	33:46.96	5/15/10	0.95	0.34	1.29
▶ Steeple	17	Hannah MOEN	JR	10:13.13	6/10/10	4.5	0.64	5.14
▶ Steeple	21	Margaret CALLAHAN	SR	10:16.86	5/15/10	2.5	0.46	2.96
▶ 4x100	49			45.35	5/1/10	0.025	0.00	0.03
▶ 4x400	11			3:33.40	5/27/10	10	1.05	11.05
▶ HJ	1	Brigetta BARRETT	SO	1.89m 6-2¼	4/3/10	30	4.97	34.97
▶ HJ	47	Courtney HAYES	JR	1.75m 5-8½	4/3/10	0.075	0.00	0.08
▶ DISC	29	Alyssa HASSLEN	SO	52.20m 171-3	5/1/10	0.75	0.03	0.78
▶ JAV	45	Asia EASLEY	SO	46.85m 153-8	5/1/10	0.125	0.00	0.13
<b>Team Total</b>								145.75

"Scrd As", short for "Scored As", Standing used for place points portion of performance's score combining preseason data (when applied) to current season data  
 Numbers in BLACK are both the performance's actual NCAA rank AND "scored as" rank Numbers in RED indicate actual NCAA rank does not exist or is worse than "scored as" rank Numbers in BLUE indicate actual NCAA rank is better than "scored as" rank



# 2011 Outdoor Track & Field, Week #1

Only those who score >0.01 pts are shown  
D denotes multiple-event rule in affect

## WOMEN

# 11

## Tennessee

Southeastern Conference

▲ 4

Event	Scrd As	Athlete	Yr	Scored Mark	Date	Pl. Pts.	Bonus	TOTAL
<b>Scored bests come from CURRENT season</b>								
▶ 5000m	38	Brittany SHEFFEY	JR	16:14.89	3/25/11	0.3	0.18	0.48
▶ 10k	11	Liz COSTELLO	SR	33:25.66	3/25/11	10	1.13	11.13
▶ H400	3	Ellen WORTHAM	JR	56.62	4/2/11	26	2.12	28.12
▶ 4x100	40	Harris, Jackson, Jones, Octave		44.97	4/2/11	0.25	0.09	0.34
▶ SP	3	Annie ALEXANDER	JR	17.62m 57-9%	4/2/11	26	3.28	29.28
<b>Scored bests come from PRE-SEASON DATA</b>								
▶ 800m	1	Chanelle PRICE	JR	2:03.30	5/17/09	30	2.56	32.56
▶ 800m	35	Brittany SHEFFEY	JR	2:06.86	4/7/10	0.45	0.14	0.59
▶ 1500m	21	Brittany SHEFFEY	JR	4:18.74	5/29/10	2.5	0.42	2.92
▶ 1500m	39	Liz COSTELLO		4:21.65	5/29/09	0.275	0.02	0.29
▶ 4x400	13			3:33.69	5/27/10	8	0.96	8.96
▶ DISC	3	Annie ALEXANDER	JR	57.53m 188-9	4/24/09	26	3.01	29.01
Team Total								143.68

# 13

## Texas Tech

Big 12 Conference

# unch

Event	Scrd As	Athlete	Yr	Scored Mark	Date	Pl. Pts.	Bonus	TOTAL
<b>Scored bests come from CURRENT season</b>								
▶ 100m	20	Erica ALEXANDER	JR	11.37w	4/2/11	3	0.42	3.42
▶ 100m	42	Tara THOMAS	JR	11.53w	4/2/11	0.2	0.00	0.20
▶ 200m	5	Candace JACKSON	SO	22.96	4/2/11	22	1.56	23.56
▶ 200m	14	Terra EVANS	JR	23.09	4/2/11	7	0.94	7.94
▶ 200m	29	Taylor EVANS	JR	23.37w	3/26/11	0.75	0.17	0.92
▶ 800m	19	Caroline JEPLETING	JR	2:05.67	4/2/11	3.5	0.53	4.03
▶ H100	19	Kelsey LLOYD	SR	13.25	3/18/11	3.5	0.43	3.93
▶ H100	40	Katie GRIMES	SO	13.47w	4/2/11	0.25	0.00	0.25
▶ 4x100	10	Alexander, Evans, Jackson, Evans		44.16	4/2/11	12	0.69	12.69
▶ SP	17	Ifeatu OKAFOR	SO	16.40m 53-9%	3/26/11	4.5	0.56	5.06
▶ DISC	18	Ifeatu OKAFOR	SO	53.05m 174-0	4/2/11	4	0.30	4.30
<b>Scored bests come from PRE-SEASON DATA</b>								
▶ 100m	8	Terra EVANS	JR	11.22w	3/26/10	16	1.40	17.40
▶ 400m	10	Taylor EVANS	JR	52.63	5/29/10	12	0.93	12.93
▶ 5000m	35	Rose TANUI	SR	16:13.30	4/15/10	0.45	0.23	0.68
▶ 4x400	12			3:33.54	5/27/10	9	1.01	10.01
▶ PV	5	Shade WEYGANDT	SO	4.34m 14-2%	5/14/10	22	2.35	24.35
▶ SP	17	Kelly CLOSSE	JR	16.40m 53-9%	4/3/10	4.5	0.56	5.06
Team Total								136.74

# 12

## Auburn

Southeastern Conference

▼ 2

Event	Scrd As	Athlete	Yr	Scored Mark	Date	Pl. Pts.	Bonus	TOTAL
<b>Scored bests come from CURRENT season</b>								
▶ 200m	31	Kai SELVON	SO	23.38	3/26/11	0.65	0.15	0.80
<b>Scored bests come from PRE-SEASON DATA</b>								
▶ 100m	6	Sheniqua FERGUSON	SR	11.19	5/13/10	20	1.72	21.72
▶ 100m	20	Nivea SMITH	JR	11.37w	4/16/10	3	0.42	3.42
▶ 200m	4	Sheniqua FERGUSON	SR	22.87	5/29/10	24	2.01	26.01
▶ 200m	12	Nivea SMITH	JR	23.08	4/16/10	9	0.98	9.98
▶ 200m	31	Joanna ATKINS	SR	23.38	4/8/10	0.65	0.15	0.80
▶ 400m	2	Joanna ATKINS	SR	51.52	5/29/10	28	3.08	31.08
▶ 400m	38	Lakeshia WILLIAMS	JR	53.61	4/16/10	0.3	0.00	0.30
▶ 5000m	47	Hollie KNIGHT	JR	16:17.65	5/1/10	0.075	0.09	0.16
▶ H100	33	Krystal BODIE	SR	13.41	4/16/10	0.55	0.01	0.56
▶ H400	40	Latoya PARKINSON	SR	59.07	4/8/10	0.25	0.00	0.25
▶ 4x100	5			43.38	5/13/10	22	2.10	24.10
▶ 4x400	8			3:33.16	5/13/10	16	1.13	17.13
▶ HJ	18	Maya PRESSLEY	SO	1.80m 5-10%	5/13/10	4	0.37	4.37
Team Total								140.67

"Scrd As", short for "Scored As", Standing used for place points portion of performance's score combining preseason data (when applied) to current season data  
 Numbers in BLACK are both the performance's actual NCAA rank AND "scored as" rank Numbers in RED indicate actual NCAA rank does not exist or is worse than "scored as" rank Numbers in BLUE indicate actual NCAA rank is better than "scored as" rank  
**USTFCCCA Non-Member** Non-Member Schools Will NOT be ranked, beginning Week 2



# 2011 Outdoor Track & Field, Week #1

Only those who score >0.01 pts are shown  
**D** denotes multiple-event rule in affect

## WOMEN

<b>14</b>		<b>Baylor</b>	▲ <b>10</b>						
		Big 12 Conference							
Event	Scrd As	Athlete	Yr	Scored Mark	Date	Pl. Pts.	Bonus	TOTAL	
<b>Scored bests come from CURRENT season</b>									
▶ 100m	<b>11</b>	Tiffany TOWNSEND	SR	11.24w	4/2/11	10	1.20	<b>11.20</b>	
▶ 100m	<b>42</b>	Tiffani MCREYNOLDS	FR	11.53	3/25/11	0.2	0.00	<b>0.20</b>	
▶ 200m	<b>40</b>	Diamond RICHARDSON	JR	23.52	3/18/11	0.25	0.00	<b>0.25</b>	
▶ H100	<b>4</b>	Tiffani MCREYNOLDS	FR	12.91w	4/2/11	24	2.14	<b>26.14</b>	
▶ 4x100	<b>12</b>	McReynolds, Townsend, Bruce, Richardson		44.21	3/25/11	9	0.65	<b>9.65</b>	
▶ SP	<b>6</b>	Skylar WHITE	SO	17.16m	56-3¼	3/25/11	20	1.87	<b>21.87</b>
<b>Scored bests come from PRE-SEASON DATA</b>									
▶ 200m	<b>9</b>	Tiffany TOWNSEND	SR	23.07	5/14/10	14	1.01	<b>15.01</b>	
▶ 400m	<b>13</b>	Diamond RICHARDSON	JR	52.71	5/1/10	8	0.82	<b>8.82</b>	
▶ H400	<b>23</b>	Christina HOLLAND	SO	57.94	3/31/10	1.5	0.36	<b>1.86</b>	
▶ Steeple	<b>40</b>	Kristen HANSELKA	JR	10:28.96	5/14/10	0.25	0.00	<b>0.25</b>	
▶ 4x400	<b>10</b>			3:33.32	4/21/10	12	1.08	<b>13.08</b>	
▶ HJ	<b>39</b>	Dess MEEK	SR	1.76m	5-9¼	5/1/10	0.275	0.00	<b>0.28</b>
▶ TJ	<b>11</b>	Jessica UBANYIONWU	JR	13.09m	42-11½	5/27/10	10	0.71	<b>10.71</b>
▶ DISC	<b>11</b>	Skylar WHITE	SO	54.08m	177-5	6/12/10	10	0.65	<b>10.65</b>
<b>Team Total</b>							<b>129.96</b>		

<b>15</b>		<b>Arizona State</b>	▲ <b>1</b>						
		Pacific-10 Conference							
Event	Scrd As	Athlete	Yr	Scored Mark	Date	Pl. Pts.	Bonus	TOTAL	
<b>Scored bests come from CURRENT season</b>									
▶ H100	<b>16</b>	Jasmine CHANEY	SR	13.18	3/25/11	5	0.61	<b>5.61</b>	
▶ H400	<b>11</b>	Jasmine CHANEY	SR	57.40	3/25/11	10	0.86	<b>10.86</b>	
▶ HJ	<b>47</b>	Samantha HENDERSON	SR	1.75m	5-8¼	3/31/11	0.075	0.00	<b>0.08</b>
▶ PV	<b>35</b>	Shaylah SIMPSON	FR	4.02m	13-2¼	3/18/11	0.45	0.00	<b>0.45</b>
▶ LJ	<b>30</b>	Alycia HERRING	FR	6.25m	20-6¼	3/18/11	0.7	0.10	<b>0.80</b>
▶ HT	<b>47</b>	Cj NAVARRO	JR	57.08m	187-3	3/18/11	0.075	0.00	<b>0.08</b>
▶ HEPT	<b>15</b>	Keia PINNICK	SO	5,455	3/31/11	6	0.72	<b>6.72</b>	
▶ HEPT	<b>17</b>	Samantha HENDERSON	SR	5,424	3/31/11	4.5	0.62	<b>5.12</b>	
<b>Scored bests come from PRE-SEASON DATA</b>									
▶ 100m	<b>48</b>	Jasmine CHANEY	SR	11.56	4/24/10	0.05	0.00	<b>0.05</b>	
▶ 200m	<b>36</b>	Jasmine CHANEY	SR	23.44	3/19/10	0.4	0.06	<b>0.46</b>	
▶ 400m	<b>12</b>	Dominique' MALOY	SR	52.69	5/29/10	9	0.85	<b>9.85</b>	
▶ H400	<b>25</b>	Keia PINNICK	SO	58.03	5/29/10	0.95	0.31	<b>1.26</b>	
▶ Steeple	<b>33</b>	Cherise MCNAIR	SR	10:26.40	5/15/10	0.55	0.00	<b>0.55</b>	
▶ Steeple	<b>34</b>	Kauren TARVER	JR	10:26.61	4/15/10	0.5	0.00	<b>0.50</b>	
▶ 4x100	<b>20</b>			44.54	5/27/10	3	0.40	<b>3.40</b>	
▶ 4x400	<b>25</b>			3:36.31	5/15/10	0.95	0.31	<b>1.26</b>	
▶ PV	<b>38</b>	Cara CARPENTER	JR	4.00m	13-1¼	4/15/10	0.3	0.00	<b>0.30</b>
▶ LJ	<b>25</b>	Christabel NETTEY	SO	6.28m	20-7¼	5/1/10	0.95	0.23	<b>1.18</b>
▶ SP	<b>2</b>	Anna JELMINI	FR	17.63m	57-10¼	5/20/10	28	3.32	<b>31.32</b>
▶ DISC	<b>1</b>	Anna JELMINI	FR	60.80m	199-5	5/22/10	30	6.04	<b>36.04</b>
▶ DISC	<b>36</b>	Cj NAVARRO	JR	51.24m	168-1	4/15/10	0.4	0.00	<b>0.40</b>
<b>Team Total</b>							<b>116.27</b>		

"Scrd As", short for "Scored As", Standing used for place points portion of performance's score combining preseason data (when applied) to current season data

Numbers in BLACK are both the performance's actual NCAA rank AND "scored as" rank Numbers in RED indicate actual NCAA rank does not exist or is worse than "scored as" rank Numbers in BLUE indicate actual NCAA rank is better than "scored as" rank

USTFCCCA Non-Member

Non-Member Schools Will NOT be ranked, beginning Week 2



# 2011 Outdoor Track & Field, Week #1

Only those who score >0.01 pts are shown  
D denotes multiple-event rule in affect

## WOMEN

**16**  **Stanford** ▼ **4**  
Pacific-10 Conference

Event	Scrd As	Athlete	Yr	Scored Mark	Date	Pl. Pts.	Bonus	TOTAL
<b>Scored bests come from CURRENT season</b>								
▶ 10k	27	Kate NIEHAUS	SR	33:48.72	3/25/11	0.85	0.30	1.15
▶ H100	33	Kori CARTER	FR	13.41	3/25/11	0.55	0.01	0.56
▶ PV	1	Katerina STEFANIDI	JR	4.42m 14-6	3/25/11	30	3.74	33.74
▶ JAV	19	Eda KAREBIN	SR	49.44m 162-2	3/5/11	3.5	0.46	3.96
<b>Scored bests come from PRE-SEASON DATA</b>								
▶ 100m	40	Carissa LEVINGSTON	SO	11.51	5/29/10	0.25	0.00	0.25
▶ 200m	35	Carissa LEVINGSTON	SO	23.43	5/1/10	0.45	0.07	0.52
▶ 1500m	44	Madeline DUHON	SR	4:22.30	5/1/10	0.15	0.00	0.15
▶ 5000m	12	Kathy KROEGER	SO	16:01.13	5/1/10	9	0.85	9.85
▶ 5000m	51	Stephanie MARCY	SR	16:18.51	5/1/10		0.06	0.06
▶ 10k	14	Stephanie MARCY	SR	33:32.92	6/12/10	7	0.73	7.73
▶ 10k	21	Georgia GRIFFIN	JR	33:39.52	3/26/10	2.5	0.48	2.98
▶ Steeple	16	Emilie AMARO	SO	10:11.68	5/2/09	5	0.71	5.71
▶ 4x100	19			44.50	5/27/10	3.5	0.43	3.93
▶ LJ	5	Arantxa KING	SR	6.57m 21-6½	6/12/10	22	2.43	24.43
▶ LJ	18	Brittni DIXON-SMITH	SR	6.33m 20-9½	4/10/10	4	0.44	4.44
▶ LJ	44	Whitney LIEHR	SR	6.15m 20-2½	5/15/10	0.15	0.00	0.15
▶ TJ	20	Whitney LIEHR	SR	12.93m 42-5½	5/15/10	3	0.43	3.43
▶ TJ	20	Arantxa KING	SR	12.93m 42-5½	5/15/10	3	0.43	3.43
▶ HEPT	14	Whitney LIEHR	SR	5,459	5/10/09	7	0.73	7.73
<b>Team Total</b>								<b>114.23</b>

**17**  **SMU** ▲ **3**  
Conference USA

Event	Scrd As	Athlete	Yr	Scored Mark	Date	Pl. Pts.	Bonus	TOTAL
<b>Scored bests come from CURRENT season</b>								
▶ Steeple	20	Klara BODINSON	SO	10:16.36	3/25/11	3	0.48	3.48
▶ HJ	47	Viktoria LEKS	JR	1.75m 5-8¾	3/18/11	0.075	0.00	0.08
▶ HJ	47	Lisa EGARTER	FR	1.75m 5-8¾	3/18/11	0.075	0.00	0.08
▶ DISC	2	Simone DU TOIT	JR	58.81m 192-11	4/2/11	28	4.19	32.19
▶ HT	14	Ayla GILL	JR	61.70m 202-5	3/18/11	7	0.80	7.80
<b>Scored bests come from PRE-SEASON DATA</b>								
▶ 5000m	5	Silje FJORTOFT	SR	15:55.23	4/17/09	22	1.41	23.41
▶ Steeple	3	Silje FJORTOFT	SR	9:56.73	3/27/09	26	2.42	28.42
▶ Steeple	11	Silje FJORTOFT	SR	10:08.20	5/27/10	D	0.95	2.95
▶ Steeple	38	Kristine EIKREM-ENGESET	JR	10:28.71	5/13/10	0.3	0.00	0.30
▶ SP	11	Simone DU TOIT	JR	16.71m 54-10	5/27/10	10	0.98	10.98
<b>Team Total</b>								<b>109.69</b>

**18**  **Washington State** ▲ **4**  
Pacific-10 Conference

Event	Scrd As	Athlete	Yr	Scored Mark	Date	Pl. Pts.	Bonus	TOTAL
<b>Scored bests come from CURRENT season</b>								
▶ HJ	4	Holly PARENT	SO	1.85m 6-½	4/2/11	24	2.54	26.54
▶ HJ	18	Christine RICE	SO	1.80m 5-10¾	4/2/11	4	0.37	4.37
▶ DISC	50	Ashley KENNEY	JR	50.04m 164-2	4/2/11	0.01	0.00	0.01
▶ JAV	3	Courtney KIRKWOOD	JR	52.94m 173-8	3/19/11	26	2.31	28.31
<b>Scored bests come from PRE-SEASON DATA</b>								
▶ 800m	12	Anna LAYMAN	SR	2:05.17	5/29/10	9	0.84	9.84
▶ 4x400	35			3:38.45	5/27/10	0.45	0.00	0.45
▶ HT	29	Kjirsten JENSEN	JR	58.74m 192-8	5/1/10	0.75	0.03	0.78
▶ JAV	1	Marissa TSCHIDA	SR	56.71m 186-0	3/31/10	30	5.91	35.91
▶ JAV	42	Jennifer HAMILTON	JR	46.93m 153-11	5/1/10	0.2	0.00	0.20
▶ HEPT	39	Angela JENSEN	SR	5,017	5/15/10	0.275	0.00	0.28
<b>Team Total</b>								<b>106.69</b>

"Scrd As", short for "Scored As", Standing used for place points portion of performance's score combining preseason data (when applied) to current season data

Numbers in BLACK are both the performance's actual NCAA rank AND "scored as" rank Numbers in RED indicate actual NCAA rank does not exist or is worse than "scored as" rank Numbers in BLUE indicate actual NCAA rank is better than "scored as" rank

USTFCCCA Non-Member

Non-Member Schools Will NOT be ranked, beginning Week 2



# 2011 Outdoor Track & Field, Week #1

Only those who score >0.01 pts are shown  
**D** denotes multiple-event rule in affect

## WOMEN

**19** **BYU** ▼ **2**  
 Mountain West Conference

Event	Scrd As	Athlete	Yr	Scored Mark	Date	Pl. Pts.	Bonus	TOTAL
<b>Scored bests come from CURRENT season</b>								
▶ 800m	11	Katie PALMER	SR	2:05.11	3/25/11	10	0.88	10.88
▶ 5000m	40	Kari HARDT	JR	16:15.82	3/25/11	0.25	0.15	0.40
▶ 10k	22	Morgan HAWS	SO	33:39.65	3/25/11	2	0.48	2.48
▶ HJ	47	Diana BLAUER	JR	1.75m	5-8% 4/2/11	0.075	0.00	0.08
<b>Scored bests come from PRE-SEASON DATA</b>								
▶ 800m	4	Lacey BLEAZARD	JR	2:03.89	5/12/10	24	2.00	26.00
▶ 800m	6	Nachelle STEWART	JR	2:04.26	5/29/10	20	1.64	21.64
▶ 1500m	12	Katie PALMER-COX	SR	4:16.44	4/11/09	<b>D</b> 9	0.99	2.99
▶ 1500m	14	Lacey BLEAZARD	JR	4:17.10	4/11/09	7	0.80	7.80
▶ 10k	18	Cecily LEMMON-LEW	SR	33:38.24	4/16/09	4	0.52	4.52
▶ Steeple	35	Katy ANDREWS	JR	10:27.00	4/15/10	0.45	0.00	0.45
▶ 4x100	34			44.88	5/12/10	0.5	0.15	0.65
▶ HJ	7	Ada ROBINSON	JR	1.82m	5-11½ 5/12/10	18	1.15	19.15
▶ PV	17	Rachel Brooke FISHER	SO	4.11m	13-5% 3/31/10	4.5	0.31	4.81
▶ PV	37	Kelli EHARDT	JR	4.01m	13-1% 3/31/10	0.35	0.00	0.35
▶ HT	48	Tipaleli FOTU	SR	56.84m	186-5 5/27/10	0.05	0.00	0.05
▶ JAV	41	Allyson WARDELL	SO	47.06m	154-4 5/27/10	0.225	0.00	0.22
<b>Team Total</b>						<b>102.46</b>		

**20** **Colorado** ▲ **1**  
 Big 12 Conference

Event	Scrd As	Athlete	Yr	Scored Mark	Date	Pl. Pts.	Bonus	TOTAL
<b>Scored bests come from CURRENT season</b>								
▶ 5000m	1	Jessica PIXLER	SR	15:25.58	3/25/11	30	4.55	34.55
▶ 10k	44	Laura THWEATT	SR	34:33.08	3/25/11	0.15	0.00	0.15
▶ 10k	45	Camille LOGAN	SO	34:33.24	3/25/11	0.125	0.00	0.13
<b>Scored bests come from PRE-SEASON DATA</b>								
▶ 1500m	1	Jessica PIXLER	SR	4:11.06	4/17/10	<b>D</b> 30	3.23	5.23
▶ 1500m	37	Emma COBURN	JR	4:21.37	5/1/10	0.35	0.06	0.41
▶ 5000m	27	Laura THWEATT	SR	16:11.55	4/15/10	0.85	0.29	1.14
▶ Steeple	1	Emma COBURN	JR	9:51.86	6/12/10	30	3.18	33.18
▶ Steeple	5	Shalaya KIPP	SO	9:59.37	6/12/10	22	2.02	24.02
<b>Team Total</b>						<b>98.79</b>		

**21** **Miami (Fla.)** ▼ **3**  
 Atlantic Coast Conference

Event	Scrd As	Athlete	Yr	Scored Mark	Date	Pl. Pts.	Bonus	TOTAL
<b>Scored bests come from CURRENT season</b>								
▶ H400	35	Thandi STEWART	FR	58.85	4/1/11	0.45	0.00	0.45
<b>Scored bests come from PRE-SEASON DATA</b>								
▶ 100m	31	Tarika WILLIAMS	SR	11.49w	4/15/10	0.65	0.02	0.67
▶ 100m	41	Ashley DUKES	JR	11.52	5/14/10	0.225	0.00	0.22
▶ H100	1	Ti'erra BROWN	SR	12.74	6/10/10	30	3.54	33.54
▶ H400	1	Ti'erra BROWN	SR	54.74	5/29/10	30	5.62	35.62
▶ H400	16	Takecia JAMESON	SR	57.58	6/10/10	5	0.65	5.65
▶ 4x100	9			43.96	5/14/10	14	0.98	14.98
▶ 4x400	16			3:34.33	5/27/10	5	0.77	5.77
▶ HJ	35	Megan NOVINGER	SR	1.77m	5-9% 4/10/10	0.45	0.00	0.45
<b>Team Total</b>						<b>97.34</b>		

**22** **Penn State** ▼ **3**  
 Big Ten Conference

Event	Scrd As	Athlete	Yr	Scored Mark	Date	Pl. Pts.	Bonus	TOTAL
<b>Scored bests come from CURRENT season</b>								
▶ 5000m	49	Caitlin LANE	JR	16:18.14	3/25/11	0.025	0.07	0.10
▶ 10k	13	Kara MILLHOUSE	JR	33:31.93	3/25/11	8	0.77	8.77
▶ Steeple	26	Natalie BOWER	SO	10:21.87	3/25/11	0.9	0.21	1.11
<b>Scored bests come from PRE-SEASON DATA</b>								
▶ 100m	17	Shavon GREAVES	SR	11.33w	4/2/10	4.5	0.57	5.07
▶ 200m	9	Shavon GREAVES	SR	23.07	4/2/10	14	1.01	15.01
▶ 1500m	30	Caitlin LANE	JR	4:20.40	5/1/10	0.7	0.19	0.89
▶ H400	15	Megan DUNCAN	SR	57.55	5/29/10	6	0.68	6.68
▶ H400	17	Evonne BRITTON	SO	57.61	5/29/10	4.5	0.61	5.11
▶ 4x100	21			44.57	5/27/10	2.5	0.38	2.88
▶ 4x400	4			3:30.74	6/12/10	24	2.20	26.20
▶ LJ	23	Bianca FUNG	SR	6.30mw	20-8 5/27/10	1.5	0.31	1.81
▶ JAV	5	Karlee MCQUILLEN	SR	52.17m	171-2 6/12/10	22	1.65	23.65
<b>Team Total</b>						<b>97.29</b>		

"Scrd As", short for "Scored As", Standing used for place points portion of performance's score combining preseason data (when applied) to current season data  
 Numbers in BLACK are both the performance's actual NCAA rank AND "scored as" rank Numbers in RED indicate actual NCAA rank does not exist or is worse than "scored as" rank Numbers in BLUE indicate actual NCAA rank is better than "scored as" rank



# 2011 Outdoor Track & Field, Week #1

Only those who score >0.01 pts are shown  
**D** denotes multiple-event rule in affect

## WOMEN

**23**  **Southern Illinois** ▲ 2  
 Missouri Valley Conference

Event	Scrd As	Athlete	Yr	Scored Mark	Date	Pl. Pts.	Bonus	TOTAL	
<b>Scored bests come from CURRENT season</b>									
▶ HT	3	Jeneva MCCALL	JR	66.56m	218-4	4/1/11	26	3.33	29.33
▶ HT	5	Gwen BERRY	SR	64.50m	211-7	4/1/11	22	2.14	24.14
▶ HT	20	Erin ATKINSON	FR	60.25m	197-8	4/1/11	3	0.42	3.42
<b>Scored bests come from PRE-SEASON DATA</b>									
▶ 400m	43	Kandise THOMPSON	JR	53.73		4/10/10	0.175	0.00	0.17
▶ H400	47	Tredene DAVIS	SR	59.33		5/29/10	0.075	0.00	0.08
▶ 4x400	34			3:38.43		4/21/10	0.5	0.00	0.50
▶ TJ	34	Malaikah LOVE	JR	12.70m	41-8	5/14/10	0.5	0.03	0.53
▶ SP	14	Jeneva MCCALL	JR	16.54m	54-3½	6/12/10	7	0.75	7.75
▶ SP	28	Gwen BERRY	SR	15.99m	52-5½	4/30/10	0.8	0.02	0.82
▶ DISC	5	Jeneva MCCALL	JR	56.72m	186-1	5/14/10	22	2.32	24.32
▶ HT	19	Olga CIURA	SR	60.26m	197-8	5/27/10	3.5	0.42	3.92
▶ HT	38	Rickael ROACH	JR	57.83m	189-8	5/14/10	0.3	0.00	0.30

**Team Total** 95.29

**24**  **TCU** ▲ 3  
 Mountain West Conference

Event	Scrd As	Athlete	Yr	Scored Mark	Date	Pl. Pts.	Bonus	TOTAL	
<b>Scored bests come from CURRENT season</b>									
▶ 100m	4	Jessica YOUNG	SR	11.14w		3/18/11	24	2.24	26.24
▶ 100m	49	Veronica JONES	FR	11.57		3/18/11	0.025	0.00	0.03
▶ 400m	5	Jessica YOUNG	SR	52.27		3/25/11	22	1.46	23.46
▶ 4x100	18	Pearl, Jones, Hill, Young		44.49		3/25/11	4	0.44	4.44
▶ SP	32	Kelsey SAMUELS	SO	15.81m	51-10½	4/2/11	0.6	0.00	0.60
<b>Scored bests come from PRE-SEASON DATA</b>									
▶ 200m	18	Jessica YOUNG		23.16		5/29/09	4	0.71	2.71
▶ 400m	22	Kristal JUAREZ	SR	53.02		5/12/10	2	0.41	2.41
▶ 400m	42	Quinterra CHARLES	SO	53.69		5/12/10	0.2	0.00	0.20
▶ H100	21	Larissa MATTHEWS	SO	13.26		5/29/10	2.5	0.40	2.90
▶ 4x400	41			3:39.16		5/12/10	0.225	0.00	0.22
▶ LJ	3	Whitney GIPSON	JR	6.60m	21-8	5/12/10	26	2.81	28.81
▶ SP	47	Stormy HARRISON	SR	15.53m	50-11½	5/12/10	0.075	0.00	0.08

**Team Total** 92.09

**25**  **UCF** ▲ 20  
 Conference USA

Event	Scrd As	Athlete	Yr	Scored Mark	Date	Pl. Pts.	Bonus	TOTAL	
<b>Scored bests come from CURRENT season</b>									
▶ 200m	6	Aurieyall SCOTT	FR	22.98		4/1/11	20	1.46	21.46
▶ 4x100	6	Booker, Scott, Layne, Paul		43.53		4/1/11	20	1.75	21.75
▶ LJ	11	Sonnisha WILLIAMS	SO	6.39m	20-11¾	3/25/11	10	0.76	10.76
<b>Scored bests come from PRE-SEASON DATA</b>									
▶ 100m	13	Lynne LAYNE	SR	11.28w		4/10/09	8	0.91	8.91
▶ 100m	19	Sheila PAUL	JR	11.36		5/27/10	3.5	0.46	3.96
▶ H100	8	Jackie COWARD	JR	12.99w		5/13/10	16	1.49	17.49
▶ H100	44	Karessa FARLEY	SR	13.50		4/17/10	0.15	0.00	0.15
▶ H400	42	Jackie COWARD	JR	59.11		3/26/10	0.2	0.00	0.20
▶ H400	44	Aisha FRAZIER	JR	59.20		5/13/10	0.15	0.00	0.15

**Team Total** 84.83

**26**  **Kansas** ▼ 12  
 Big 12 Conference

Event	Scrd As	Athlete	Yr	Scored Mark	Date	Pl. Pts.	Bonus	TOTAL	
<b>Scored bests come from CURRENT season</b>									
▶ 4x100	36	Bradley, Dixon, Simpson, Morris		44.91		4/2/11	0.4	0.13	0.53
▶ DISC	25	Jessica MAROSZEK	FR	52.35m	171-9	4/2/11	0.95	0.08	1.03
▶ JAV	24	Heather BERGMANN	SO	48.56m	159-4	3/19/11	1	0.16	1.16
<b>Scored bests come from PRE-SEASON DATA</b>									
▶ 400m	34	Taylor WASHINGTON	SO	53.50		5/27/10	0.5	0.07	0.57
▶ Steeple	8	Rebeka STOWE	JR	10:03.41		5/14/10	16	1.44	17.44
▶ 4x400	29			3:37.04		5/27/10	0.75	0.20	0.95
▶ LJ	4	Francine SIMPSON	SR	6.58m	21-7¾	4/10/10	24	2.56	26.56
▶ LJ	13	Andrea GEUBELLE	SO	6.37m	20-10¾	5/27/10	8	0.61	8.61
▶ TJ	3	Andrea GEUBELLE	SO	13.39m	43-11¼	4/21/10	26	1.90	27.90

**Team Total** 84.75

"Scrd As", short for "Scored As", Standing used for place points portion of performance's score combining preseason data (when applied) to current season data  
 Numbers in BLACK are both the performance's actual NCAA rank AND "scored as" rank Numbers in RED indicate actual NCAA rank does not exist or is worse than "scored as" rank Numbers in BLUE indicate actual NCAA rank is better than "scored as" rank



# 2011 Outdoor Track & Field, Week #1

Only those who score >0.01 pts are shown  
**D** denotes multiple-event rule in affect

## WOMEN

27

### Indiana

Big Ten Conference

▼ 4

Event	Scrd As	Athlete	Yr	Scored Mark	Date	Pl. Pts.	Bonus	TOTAL	
<b>Scored bests come from CURRENT season</b>									
▶ 5000m	28	Chelsea BLANCHARD	JR	16:11.84	3/25/11	0.8	0.28	1.08	
<b>Scored bests come from PRE-SEASON DATA</b>									
▶ 800m	31	Lindsey HARTMAN	SR	2:06.40	5/7/10	0.65	0.28	0.93	
▶ 10k	29	Sarah PEASE	SR	33:51.86	3/26/10	0.75	0.24	0.99	
▶ Steeple	4	Sarah PEASE	SR	9:56.91	6/12/10	24	2.39	26.39	
▶ Steeple	46	Caitlin ENGEL	JR	10:31.27	5/14/10	0.1	0.00	0.10	
▶ PV	7	Vera NEUENSWANDER	SR	4.31m	14-1½	5/30/09	18	1.83	19.83
▶ PV	20	Kelsie AHBE	SO	4.10m	13-5½	6/12/10	3	0.25	3.25
▶ PV	30	Stephanie CHIN	SR	4.05m	13-3½	5/17/09	0.7	0.00	0.70
▶ SP	5	Faith SHERRILL	SR	17.20m	56-5½	5/27/10	22	1.97	23.97
▶ SP	33	Monique RIDDICK		15.77m	51-9	5/23/09	0.55	0.00	0.55
▶ DISC	45	Faith SHERRILL	SR	50.47m	165-7	5/14/10	0.125	0.00	0.13
▶ HT	30	Faith SHERRILL	SR	58.46m	191-9	5/7/10	0.7	0.00	0.70
<b>Team Total</b>								78.62	

29

### North Carolina

Atlantic Coast Conference

▼ 1

Event	Scrd As	Athlete	Yr	Scored Mark	Date	Pl. Pts.	Bonus	TOTAL	
<b>Scored bests come from CURRENT season</b>									
▶ H100	36	LaToya JAMES	SR	13.43	3/25/11	0.4	0.00	0.40	
▶ 4x400	20	Johnson, James, Russell, Stanley		3:35.43	4/1/11	3	0.45	3.45	
<b>Scored bests come from PRE-SEASON DATA</b>									
▶ 800m	26	Dominique JACKSON	SR	2:06.16	4/15/10	0.9	0.36	1.26	
▶ 1500m	5	Ashley VERPLANK	JR	4:14.10	5/16/10	22	1.89	23.89	
▶ H400	4	LaToya JAMES	SR	56.63	4/2/10	24	2.10	26.10	
▶ HJ	10	Patience COLEMAN	SR	1.81m	5-11½	4/15/10	12	0.74	12.74
▶ HJ	39	Ariel ROBERTS	SO	1.76m	5-9½	5/16/10	0.275	0.00	0.28
▶ LJ	39	Chrisawn WILLIAMS	SO	6.18m	20-3½	5/8/10	0.275	0.00	0.28
▶ TJ	45	Briana HUDSON	SO	12.61mw	41-4½	5/8/10	0.125	0.00	0.13
<b>Team Total</b>								68.52	

28

### California

Pacific-10 Conference

▼ 2

Event	Scrd As	Athlete	Yr	Scored Mark	Date	Pl. Pts.	Bonus	TOTAL	
<b>Scored bests come from CURRENT season</b>									
▶ HJ	18	Kristen MEISTER	SR	1.80m	5-10¾	4/1/11	4	0.37	4.37
<b>Scored bests come from PRE-SEASON DATA</b>									
▶ 400m	15	Alima KAMARA	SO	52.75	5/29/10	6	0.76	6.76	
▶ 800m	13	Sofia OBERG	SO	2:05.27	5/1/10	8	0.78	8.78	
▶ 5000m	2	Laurynne CHETLAT	SO	15:43.31	5/27/09	28	2.65	30.65	
▶ 5000m	18	Deborah MAIER	JR	16:07.20	6/12/10	4	0.45	4.45	
▶ 4x100	40			44.97	5/27/10	0.25	0.09	0.34	
▶ 4x400	27			3:36.81	5/27/10	0.85	0.24	1.09	
▶ PV	20	Allison STOKKE	SR	4.10m	13-5½	5/27/10	3	0.25	3.25
▶ PV	49	Theresa RAUB	SR	3.97m	13-¾	5/15/10	0.025	0.00	0.03
▶ TJ	11	Tracey STEWART	SR	13.09mw	42-11½	5/15/10	10	0.71	10.71
<b>Team Total</b>								70.41	

30

### Ohio State

Big Ten Conference

▲ 4

Event	Scrd As	Athlete	Yr	Scored Mark	Date	Pl. Pts.	Bonus	TOTAL	
<b>Scored bests come from CURRENT season</b>									
▶ H100	6	Letecia WRIGHT	SR	12.94	4/2/11	20	1.90	21.90	
▶ H100	7	Christina MANNING	JR	12.97	4/2/11	18	1.66	19.66	
▶ H400	46	Nyah COUSAR	SO	59.31	4/2/11	0.1	0.00	0.10	
▶ 4x100	28	Manning, McNary, Linton, Sykes		44.70	4/2/11	0.8	0.29	1.09	
▶ HJ	18	Ashley GALBRAITH	JR	1.80m	5-10¾	4/2/11	4	0.37	4.37
▶ TJ	43	Kelcey MCKINNEY	JR	12.63m	41-5½	4/2/11	0.175	0.00	0.17
▶ HT	46	Alexis THOMAS	SO	57.17m	187-6	4/2/11	0.1	0.00	0.10
<b>Scored bests come from PRE-SEASON DATA</b>									
▶ 100m	26	Madison MCNARY	JR	11.40	5/27/10	0.9	0.32	1.22	
▶ 100m	46	Christina MANNING	JR	11.54	4/30/10	0.1	0.00	0.10	
▶ 400m	19	Shaniqua MCGINNIS	JR	52.84	5/14/10	3.5	0.63	4.13	
▶ 4x400	20			3:35.43	4/21/10	3	0.45	3.45	
▶ JAV	13	Maggie MULLEN	JR	50.65m	166-2	5/14/10	8	0.86	8.86
<b>Team Total</b>								65.14	

"Scrd As", short for "Scored As", Standing used for place points portion of performance's score combining preseason data (when applied) to current season data

Numbers in BLACK are both the performance's actual NCAA rank AND "scored as" rank Numbers in RED indicate actual NCAA rank does not exist or is worse than "scored as" rank Numbers in BLUE indicate actual NCAA rank is better than "scored as" rank

**USTFCCCA Non-Member**

Non-Member Schools Will NOT be ranked, beginning Week 2



# 2011 Outdoor Track & Field, Week #1

Only those who score >0.01 pts are shown  
D denotes multiple-event rule in affect

## WOMEN

# 31

## Georgia

Southeastern Conference

▼ 2

Event	Scrd As	Athlete	Yr	Scored Mark	Date	Pl. Pts.	Bonus	TOTAL
<b>Scored bests come from CURRENT season</b>								
▶ 200m	47	Georgina NEMBHARD	SR	23.58	3/26/11	0.075	0.00	0.08
▶ HJ	18	Saniel ATKINSON	SO	1.80m	5-10% 4/1/11	4	0.37	4.37
▶ SP	24	Hilenn JAMES	FR	16.14m	52-11% 4/1/11	1	0.22	1.22
▶ HT	50	Alesha ASIJE	SR	56.76m	186-2 4/1/11	0.01	0.00	0.01
▶ JAV	32	Colleen FELIX	JR	47.62m	156-3 3/25/11	0.6	0.00	0.60
<b>Scored bests come from PRE-SEASON DATA</b>								
▶ 100m	20	Georgina NEMBHARD	SR	11.37	4/9/10	3	0.42	3.42
▶ 1500m	20	Kristie KRUEGER	JR	4:18.58	4/2/10	3	0.45	3.45
▶ 10k	34	Bridget LYONS	SR	34:02.80	6/12/10	0.5	0.03	0.53
▶ HJ	39	Carin WALKER	JR	1.76m	5-9% 4/17/10	0.275	0.00	0.28
▶ PV	14	Jade REIBOLD	SO	4.17m	13-8% 4/17/10	7	0.67	7.67
▶ TJ	18	Maria AUGUTIS	SO	13.00mw	42-8 4/17/10	4	0.55	4.55
▶ TJ	29	Colleen FELIX	JR	12.75m	41-10 4/3/10	0.75	0.12	0.87
▶ TJ	31	LaTroya DARRELL	SR	12.74m	41-9% 5/13/10	0.65	0.10	0.75
▶ HT	4	Nikola LOMNICKA	JR	66.07m	216-9 4/2/10	24	2.97	26.97
▶ HEPT	13	Lucie ONDRASCHKOVA	SO	5,467	5/13/10	8	0.76	8.76
▶ HEPT	28	Colleen FELIX	JR	5,178	5/22/09	0.8	0.00	0.80
Team Total								64.31

# 32

## Washington

Pacific-10 Conference

▲ 3

Event	Scrd As	Athlete	Yr	Scored Mark	Date	Pl. Pts.	Bonus	TOTAL
<b>Scored bests come from CURRENT season</b>								
▶ 100m	46	Dominique LAUDERDALE	SR	11.54w	3/25/11	0.1	0.00	0.10
▶ 5000m	15	Megan GOETHALS	FR	16:06.64	3/25/11	6	0.48	6.48
▶ 10k	23	Lindsay FLANAGAN	SO	33:42.50	3/25/11	1.5	0.42	1.92
<b>Scored bests come from PRE-SEASON DATA</b>								
▶ 800m	33	Christine BABCOCK	SO	2:06.55	4/11/09	0.55	0.24	0.79
▶ 1500m	11	Christine BABCOCK	SO	4:16.10	6/11/09	10	1.09	11.09
▶ 1500m	41	Marie LAWRENCE	JR	4:21.89	3/26/10	0.225	0.00	0.22
▶ 5000m	3	Marie LAWRENCE	JR	15:50.36	3/27/09	26	1.92	27.92
▶ Steeple	10	Marie LAWRENCE	JR	10:06.09	6/10/10	D	1.16	3.16
▶ HJ	47	Kelly MCNAMEE	SO	1.75m	5-8% 3/27/09	0.075	0.00	0.08
▶ DISC	46	Elisa BRYANT	JR	50.34m	165-2 5/29/09	0.1	0.00	0.10
▶ HT	35	Elisa BRYANT	JR	58.07m	190-6 5/2/09	0.45	0.00	0.45
▶ JAV	12	Brooke PIGHIN	SR	51.06m	167-6 4/23/10	9	1.00	10.00
Team Total								62.31

# 33

## Alabama

Southeastern Conference

▲ 4

Event	Scrd As	Athlete	Yr	Scored Mark	Date	Pl. Pts.	Bonus	TOTAL
<b>Scored bests come from CURRENT season</b>								
▶ H100	43	Kim LAING	SR	13.49	3/24/11	0.175	0.00	0.17
▶ TJ	47	Kia WANSLEY	JR	12.59m	41-3% 4/1/11	0.075	0.00	0.08
▶ HT	50	Angelica HOWARD	JR	56.76m	186-2 3/24/11	0.01	0.00	0.01
▶ JAV	23	Megan AUSTIN	SR	48.88m	160-4 3/24/11	1.5	0.27	1.77
▶ HEPT	11	Kaylon EPPINGER	JR	5,499	3/24/11	10	0.89	10.89
<b>Scored bests come from PRE-SEASON DATA</b>								
▶ H100	5	Kimberley LAING	SR	12.92	5/29/10	22	2.06	24.06
▶ 4x100	25			44.66	5/27/10	0.95	0.32	1.27
▶ HJ	6	Krystle SCHADE	JR	1.83m	6-0 4/16/10	20	1.56	21.56
▶ SP	30	Wilamena HOPKINS	SO	15.93m	52-3% 5/27/10	0.7	0.00	0.70
▶ JAV	38	Meghan AUSTIN	SR	47.24m	155-0 5/13/10	0.3	0.00	0.30
▶ HEPT	47	Rachel ROBBS	JR	4,962	5/13/10	0.075	0.00	0.08
Team Total								60.88

"Scrd As", short for "Scored As", Standing used for place points portion of performance's score combining preseason data (when applied) to current season data

Numbers in BLACK are both the performance's actual NCAA rank AND "scored as" rank Numbers in RED indicate actual NCAA rank does not exist or is worse than "scored as" rank Numbers in BLUE indicate actual NCAA rank is better than "scored as" rank

**USTFCCCA Non-Member**

Non-Member Schools Will NOT be ranked, beginning Week 2



# 2011 Outdoor Track & Field, Week #1

Only those who score >0.01 pts are shown  
D denotes multiple-event rule in affect

## WOMEN

### 34

## Virginia Tech

Atlantic Coast Conference

▼ **2**

Event	Scrd As	Athlete	Yr	Scored Mark	Date	Pl. Pts.	Bonus	TOTAL	
Scored bests come from PRE-SEASON DATA									
▶ 4x100	30			44.76	4/15/10	0.7	0.24	0.94	
▶ 4x400	7			3:33.15	4/2/10	18	1.13	19.13	
▶ PV	38	Kelly PHILLIPS	SR	4.00m	13-1½	4/29/10	0.3	0.00	0.30
▶ SP	13	Samira BURKHARDT		16.62m	54-6½	6/12/10	8	0.86	8.86
▶ HT	2	Dorotea HABAZIN	SR	66.74m	218-11	5/14/10	28	3.46	31.46
<b>Team Total</b>								<b>60.69</b>	

### 37

## West Virginia

BIG EAST Conference

▼ **4**

Event	Scrd As	Athlete	Yr	Scored Mark	Date	Pl. Pts.	Bonus	TOTAL	
Scored bests come from CURRENT season									
▶ 400m	46	April ROTILIO	SR	53.76	3/25/11	0.1	0.00	0.10	
▶ H100	23	Chelsea CARRIER	JR	13.27	3/25/11	1.5	0.37	1.87	
Scored bests come from PRE-SEASON DATA									
▶ 800m	20	Keri BLAND	SR	2:05.71	4/30/10	D	3	0.50	2.50
▶ 1500m	6	Keri BLAND	SR	4:14.52	5/16/10	20	1.71	21.71	
▶ 1500m	22	Jessica O'CONNELL	JR	4:19.01	5/10/10	2	0.38	2.38	
▶ 5000m	4	Marie Louise ASSELIN	SR	15:53.93	6/12/10	24	1.55	25.55	
▶ HJ	28	Katelyn WILLIAMS	SR	1.78m	5-10	5/16/10	0.8	0.00	0.80
<b>Team Total</b>								<b>54.92</b>	

### 35

## UCLA

Pacific-10 Conference

▲ **8**

Event	Scrd As	Athlete	Yr	Scored Mark	Date	Pl. Pts.	Bonus	TOTAL	
Scored bests come from CURRENT season									
▶ 400m	28	Turquoise THOMPSON	SO	53.13	3/17/11	0.8	0.33	1.13	
▶ 400m	36	Joy EATON	SR	53.58	4/2/11	0.4	0.01	0.41	
▶ H400	5	Turquoise THOMPSON	SO	56.73	4/2/11	22	1.92	23.92	
▶ PV	20	Allison KORESSEL	SO	4.10m	13-5½	4/2/11	3	0.25	3.25
▶ PV	38	Tori ANTHONY	SR	4.00m	13-1½	4/2/11	0.3	0.00	0.30
▶ HT	10	Ida STORM	FR	62.22m	204-1	4/2/11	12	0.99	12.99
Scored bests come from PRE-SEASON DATA									
▶ 400m	20	Ashlea MCLAUGHLIN	SR	52.92	5/1/10	3	0.52	3.52	
▶ H100	18	Lindsay ROWE	SR	13.24	5/15/10	4	0.45	4.45	
▶ 4x400	14			3:34.08	5/27/10	7	0.84	7.84	
▶ TJ	31	Ke'Nyia RICHARDSON	JR	12.74mw	41-9%	5/30/09	0.65	0.10	0.75
<b>Team Total</b>								<b>58.57</b>	

### 38

## Nebraska

Big 12 Conference

▼ **8**

Event	Scrd As	Athlete	Yr	Scored Mark	Date	Pl. Pts.	Bonus	TOTAL	
Scored bests come from CURRENT season									
▶ 10k	40	Lara CROFFORD	JR	34:19.77	3/25/11	0.25	0.00	0.25	
▶ DISC	26	Samantha MUSIL	SR	52.32m	171-8	4/2/11	0.9	0.07	0.97
▶ DISC	39	Morgan WILKEN	SO	50.88m	166-11	3/25/11	0.275	0.00	0.28
▶ HT	40	Samantha MUSIL	SR	57.46m	188-6	4/2/11	0.25	0.00	0.25
▶ JAV	37	Chantae MCMILLAN	SR	47.28m	155-1	4/2/11	0.35	0.00	0.35
Scored bests come from PRE-SEASON DATA									
▶ 1500m	42	Ashley MILLER	JR	4:22.01	4/15/10	0.2	0.00	0.20	
▶ H100	41	Arna EREGA	SR	13.48	5/1/10	0.225	0.00	0.22	
▶ HJ	39	Audrey SVANE	SR	1.76m	5-9½	5/8/10	0.275	0.00	0.28
▶ HJ	47	Chantae MCMILLAN	SR	1.75m	5-8½	5/14/10	0.075	0.00	0.08
▶ HJ	47	Lorena MENGHIA	SR	1.75m	5-8½	5/14/10	0.075	0.00	0.08
▶ PV	8	Natalie WILLER	SR	4.30m	14-1½	4/14/10	16	1.69	17.69
▶ PV	34	Rachel BIRTLES	SR	4.04m	13-3	5/14/10	0.5	0.00	0.50
▶ TJ	26	Arna EREGA	SR	12.77mw	41-10%	5/27/10	0.9	0.15	1.05
▶ SP	48	Veronica GRIZZLE	SO	15.48m	50-9½	5/27/10	0.05	0.00	0.05
▶ SP	49	Amanda LATSCH	SR	15.44m	50-8	5/8/10	0.025	0.00	0.03
▶ HT	25	Jade HODSON	JR	59.07m	193-9	5/14/10	0.95	0.12	1.07
▶ HT	37	Victoria ZIMMERMAN	JR	57.90m	189-11	5/1/10	0.35	0.00	0.35
▶ JAV	17	Roxi GRIZZLE	JR	49.75m	163-2	4/14/10	4.5	0.56	5.06
▶ HEPT	6	Chantae MCMILLAN	SR	5,583	6/12/10	20	1.40	21.40	
▶ HEPT	18	Megan WHEATLEY	SR	5,420	6/12/10	4	0.61	4.61	
<b>Team Total</b>								<b>54.75</b>	

### 36

## North Dakota State

The Summit League

▼ **5**

Event	Scrd As	Athlete	Yr	Scored Mark	Date	Pl. Pts.	Bonus	TOTAL	
Scored bests come from PRE-SEASON DATA									
▶ 800m	36	Christine BRUINS	SR	2:07.05	5/29/10	0.4	0.08	0.48	
▶ HJ	7	Toni TOLLEFSON	SO	1.82m	5-11½	4/2/10	18	1.15	19.15
▶ PV	8	Leslie BROST	JR	4.30m	14-1½	4/15/10	16	1.69	17.69
▶ LJ	8	Whitney CARLSON	SR	6.44mw	21-1½	4/21/10	16	1.18	17.18
▶ LJ	49	Kristen KILLORAN	JR	6.13m	20-1½	4/21/10	0.025	0.00	0.03
▶ HEPT	21	Whitney CARLSON	SR	5,343	4/14/10	2.5	0.37	2.87	
<b>Team Total</b>								<b>57.40</b>	

"Scrd As", short for "Scored As", Standing used for place points portion of performance's score combining preseason data (when applied) to current season data

Numbers in BLACK are both the performance's actual NCAA rank AND "scored as" rank Numbers in RED indicate actual NCAA rank does not exist or is worse than "scored as" rank Numbers in BLUE indicate actual NCAA rank is better than "scored as" rank

**USTFCCCA Non-Member**

Non-Member Schools Will NOT be ranked, beginning Week 2



# 2011 Outdoor Track & Field, Week #1

Only those who score >0.01 pts are shown  
D denotes multiple-event rule in affect

## WOMEN

39

### Kansas State

Big 12 Conference

▼ 1

Event	Scrd As	Athlete	Yr	Scored Mark	Date	Pl. Pts.	Bonus	TOTAL
<b>Scored bests come from CURRENT season</b>								
H400	18	Ryann KRAIS	JR	57.70	3/25/11	4	0.51	4.51
JAV	19	Ali PISTORA	SR	49.44m 162-2	3/25/11	3.5	0.46	3.96
<b>Scored bests come from PRE-SEASON DATA</b>								
800m	25	Sara STOAKES	SO	2:06.15	4/21/10	0.95	0.36	1.31
Steeple	9	Martina TRESCH	SO	10:04.27	5/14/10	14	1.35	15.35
LJ	13	Nina KOKOT	JR	6.37m 20-10%	4/3/10	8	0.61	8.61
TJ	9	TiAra WALPOOL	JR	13.15m 43-1%	5/30/10	14	0.85	14.85
HEPT	16	Ryann KRAIS	JR	5,426	5/15/10	5	0.63	5.63
<b>Team Total</b>								54.22

40

### Mississippi

Southeastern Conference

▲ 10

Event	Scrd As	Athlete	Yr	Scored Mark	Date	Pl. Pts.	Bonus	TOTAL
<b>Scored bests come from CURRENT season</b>								
PV	27	Neal TISHER	FR	4.07m 13-4%	4/1/11	0.85	0.07	0.92
TJ	37	Aria GAINES	JR	12.66m 41-6%	3/26/11	0.35	0.00	0.35
DISC	12	Betty WILLIAMS	SR	53.92m 176-11	3/26/11	9	0.59	9.59
HT	12	Juliana SMITH	SR	61.86m 202-11	4/1/11	9	0.84	9.84
<b>Scored bests come from PRE-SEASON DATA</b>								
100m	42	Lajada BALDWIN	SR	11.53w	3/25/10	0.2	0.00	0.20
400m	11	Lajada BALDWIN	SR	52.67	5/27/10	10	0.88	10.88
400m	32	Sofie PERSSON	SR	53.41	4/16/10	0.6	0.13	0.73
H400	20	Sofie PERSSON	SR	57.82	5/29/10	3	0.43	3.43
4x100	38			44.96	4/16/10	0.3	0.10	0.40
4x400	17			3:34.60	4/21/10	4.5	0.68	5.18
LJ	15	Brittany BOZEMAN	SO	6.36m 20-10%	5/13/10	6	0.57	6.57
SP	20	Betty WILLIAMS	SR	16.30m 53-5%	4/2/10	3	0.43	3.43
HEPT	34	Brittany BOZEMAN	SO	5,070	5/13/10	0.5	0.00	0.50
<b>Team Total</b>								52.00

41

### South Carolina

Southeastern Conference

unch

Event	Scrd As	Athlete	Yr	Scored Mark	Date	Pl. Pts.	Bonus	TOTAL
<b>Scored bests come from CURRENT season</b>								
100m	7	Shayla MAHAN	SR	11.20	3/26/11	18	1.61	19.61
H100	25	Kierre BECKLES	JR	13.29	3/26/11	0.95	0.32	1.27
H400	39	Amber ALLEN	FR	59.03	4/1/11	0.275	0.00	0.28
HJ	47	Jeannelle SCHEPER	FR	1.75m 5-8%	3/17/11	0.075	0.00	0.08
DISC	48	Aimee KODAT	SR	50.12m 164-5	3/17/11	0.05	0.00	0.05
<b>Scored bests come from PRE-SEASON DATA</b>								
100m	14	Lakya BROOKINS	SR	11.31	4/17/10	7	0.71	7.71
100m	27	Gabrielle GLENN	SR	11.42	4/17/10	0.85	0.25	1.10
100m	49	Tatianna FISHER	SO	11.57w	3/27/10	0.025	0.00	0.03
200m	33	Kelsey MCCORKLE	JR	23.39	5/8/10	0.55	0.14	0.69
400m	14	Nadonna RODRIQUES	JR	52.72	4/2/10	7	0.81	7.81
H100	39	Janica AUSTIN	SR	13.46	4/2/10	0.275	0.00	0.28
H400	32	Janica AUSTIN	SR	58.60	5/13/10	0.6	0.00	0.60
Steeple	25	Beatrice BIWOTT	JR	10:20.14	5/13/10	0.95	0.30	1.25
4x100	13			44.23	4/2/10	8	0.64	8.64
4x400	22			3:35.58	5/27/10	2	0.42	2.42
<b>Team Total</b>								51.79

42

### New Mexico

Mountain West Conference

▼ 2

Event	Scrd As	Athlete	Yr	Scored Mark	Date	Pl. Pts.	Bonus	TOTAL	
<b>Scored bests come from CURRENT season</b>									
10k	28	Sarah WALDRON	JR	33:51.08	3/25/11	0.8	0.26	1.06	
10k	47	Kirsty MILNER	SO	34:37.38	3/25/11	0.075	0.00	0.08	
PV	47	Amber MENKE	SO	3.98m 13-¾	4/1/11	0.075	0.00	0.08	
PV	47	Margo TUCKER	FR	3.98m 13-¾	4/1/11	0.075	0.00	0.08	
LJ	37	Alesha WALKER	SR	6.20mw 20-4%	4/1/11	0.35	0.00	0.35	
<b>Scored bests come from PRE-SEASON DATA</b>									
5000m	7	Ruth SENIOR	JR	15:57.32	3/26/10	18	1.20	19.20	
Steeple	13	Ruth SENIOR	JR	10:09.14	5/1/10	D	8	0.86	2.86
LJ	25	Deanna YOUNG	SR	6.28m 20-7%	5/12/10	0.95	0.23	1.18	
TJ	4	Deanna YOUNG	SR	13.38m 43-10%	3/31/10	24	1.85	25.85	
<b>Team Total</b>								50.72	

"Scrd As", short for "Scored As", Standing used for place points portion of performance's score combining preseason data (when applied) to current season data

Numbers in BLACK are both the performance's actual NCAA rank AND "scored as" rank Numbers in RED indicate actual NCAA rank does not exist or is worse than "scored as" rank Numbers in BLUE indicate actual NCAA rank is better than "scored as" rank

USTFCCCA Non-Member

Non-Member Schools Will NOT be ranked, beginning Week 2



# 2011 Outdoor Track & Field, Week #1

Only those who score >0.01 pts are shown  
**D** denotes multiple-event rule in affect

## WOMEN

43

**Princeton**  
Ivy League

▼ **7**

Event	Scrd As	Athlete	Yr	Scored Mark	Date	Pl. Pts.	Bonus	TOTAL		
<b>Scored bests come from CURRENT season</b>										
▶ HT	24	Emma RUGGIERO	SR	59.21m	194-3	4/2/11	1	0.15	1.15	
<b>Scored bests come from PRE-SEASON DATA</b>										
▶ 5000m	10	Alex BANFICH	JR	16:00.40		4/15/10	12	0.90	12.90	
▶ 5000m	13	Ashley HIGGINSON	SR	16:02.32		4/15/10	D	8	0.77	2.77
▶ 10k	31	Sarah CUMMINGS	SR	33:55.91		4/15/10	0.65	0.16	0.81	
▶ Steeple	2	Ashley HIGGINSON	SR	9:52.73		6/12/10	28	3.04	31.04	
▶ Steeple	30	Melissa NEWBERY	SO	10:25.59		5/14/10	0.7	0.04	0.74	
▶ PV	38	Tory WORTHEN	SO	4.00m	13-1½	5/8/10	0.3	0.00	0.30	
Team Total								49.72		

45

**Georgetown**  
BIG EAST Conference

▼ **3**

Event	Scrd As	Athlete	Yr	Scored Mark	Date	Pl. Pts.	Bonus	TOTAL		
<b>Scored bests come from CURRENT season</b>										
▶ 5000m	48	Emily JONES	SO	16:17.91		3/31/11	0.05	0.08	0.13	
<b>Scored bests come from PRE-SEASON DATA</b>										
▶ 800m	15	Renee TOMLIN	SR	2:05.34		6/5/10	D	6	0.73	2.73
▶ 800m	24	Emily INFELD	SO	2:06.05		5/16/09	1	0.39	1.39	
▶ 800m	47	Rachel SCHNEIDER	SO	2:07.43		5/14/10	0.075	0.00	0.08	
▶ 1500m	4	Emily INFELD	SO	4:13.61		5/1/10	24	2.11	26.11	
▶ 1500m	10	Renee TOMLIN	SR	4:15.82		5/10/10	12	1.17	13.17	
▶ 1500m	24	Rachel SCHNEIDER	SO	4:19.16		5/29/10	1	0.36	1.36	
▶ H400	27	London FINLEY	JR	58.10		5/27/10	0.85	0.27	1.12	
▶ 4x100	27			44.69		4/20/10	0.85	0.29	1.14	
▶ 4x400	39			3:38.96		4/8/10	0.275	0.00	0.28	
Team Total								47.50		

44

**Southern Miss**  
Conference USA

▼ **unch**

Event	Scrd As	Athlete	Yr	Scored Mark	Date	Pl. Pts.	Bonus	TOTAL	
<b>Scored bests come from CURRENT season</b>									
▶ TJ	16	Ganna DEMYDOVA	JR	13.02m	42-8½	4/1/11	5	0.59	5.59
<b>Scored bests come from PRE-SEASON DATA</b>									
▶ 100m	14	Chastity RIGGIEN	SR	11.31		5/27/10	7	0.71	7.71
▶ 200m	50	Chastity RIGGIEN	SR	23.60		5/13/10	0.01	0.00	0.01
▶ 4x100	44			45.05		5/13/10	0.15	0.03	0.18
▶ HJ	7	Ke'Airra JONES	JR	1.82m	5-11½	4/16/10	18	1.15	19.15
▶ LJ	9	Tori BOWIE	JR	6.43m	21-1¼	5/27/10	14	1.10	15.10
Team Total								47.73	

46

**Iowa State**  
Big 12 Conference

▼ **7**

Event	Scrd As	Athlete	Yr	Scored Mark	Date	Pl. Pts.	Bonus	TOTAL	
<b>Scored bests come from CURRENT season</b>									
▶ 10k	16	Dani STACK	SO	33:35.52		3/25/11	5	0.63	5.63
<b>Scored bests come from PRE-SEASON DATA</b>									
▶ 5000m	21	Semehar TESHAYE	JR	16:08.67		5/14/10	2.5	0.39	2.89
▶ 5000m	26	Betsy SAINA	JR	16:10.69		5/14/10	0.9	0.32	1.22
▶ 10k	4	Betsy SAINA	JR	33:13.13		6/12/10	24	1.88	25.88
▶ 10k	32	Semehar TESHAYE	JR	33:55.95		6/12/10	0.6	0.16	0.76
▶ H400	11	Kianna ELAHI	JR	57.40		5/14/10	10	0.86	10.86
▶ HT	49	Britta CHRISTOFFERSON	SR	56.82m	186-5	4/8/10	0.025	0.00	0.03
Team Total								47.25	


"Scrd As", short for "Scored As", Standing used for place points portion of performance's score combining preseason data (when applied) to current season data  
 Numbers in BLACK are both the performance's actual NCAA rank AND "scored as" rank Numbers in RED indicate actual NCAA rank does not exist or is worse than "scored as" rank Numbers in BLUE indicate actual NCAA rank is better than "scored as" rank  
**USTFCCCA Non-Member** Non-Member Schools Will NOT be ranked, beginning Week 2




# 2011 Outdoor Track & Field, Week #1

Only those who score >0.01 pts are shown  
D denotes multiple-event rule in affect


## WOMEN

**47**  **Wichita State** ▲ 17  
Missouri Valley Conference


Event	Scrd As	Athlete	Yr	Scored Mark	Date	Pl. Pts.	Bonus	TOTAL	
<b>Scored bests come from CURRENT season</b>									
▶ 10k	3	Tonya NERO	SR	33:11.71	3/25/11	26	1.96	27.96	
▶ 10k	12	Aliphine TULIAMUK	SO	33:27.05	3/25/11	9	1.05	10.05	
▶ HEPT	31	Tanya FRIESEN	SO	5,112	3/24/11	0.65	0.00	0.65	
<b>Scored bests come from PRE-SEASON DATA</b>									
▶ LJ	15	La'Taish BROWN	SR	6.36mw	20-10%	4/23/10	6	0.57	6.57
<b>Team Total</b>								<b>45.23</b>	

**48**  **Boston College** ▲ 4  
Atlantic Coast Conference


Event	Scrd As	Athlete	Yr	Scored Mark	Date	Pl. Pts.	Bonus	TOTAL
<b>Scored bests come from CURRENT season</b>								
▶ 1500m	15	Caroline KING	JR	4:17.48	3/25/11	6	0.69	6.69
<b>Scored bests come from PRE-SEASON DATA</b>								
▶ 800m	2	Caitlin BAILEY	SR	2:03.45	5/29/10	28	2.42	30.42
▶ 800m	17	Caroline KING	JR	2:05.45	5/14/10	D 4.5	0.66	2.66
▶ 800m	39	Jillian KING	SO	2:07.14	5/14/10	0.275	0.06	0.33
▶ 1500m	38	Caitlin BAILEY	SR	4:21.53	5/6/10	0.3	0.03	0.33
<b>Team Total</b>								<b>40.44</b>

**49**  **Maryland** ▼ 2  
Atlantic Coast Conference


Event	Scrd As	Athlete	Yr	Scored Mark	Date	Pl. Pts.	Bonus	TOTAL	
<b>Scored bests come from CURRENT season</b>									
▶ HJ	28	Amina SMITH	FR	1.78m	5-10	3/25/11	0.8	0.00	0.80
<b>Scored bests come from PRE-SEASON DATA</b>									
▶ H400	10	Kiani PROFIT	SR	57.35		5/14/10	12	0.92	12.92
▶ LJ	46	Ashley HENDRIX	JR	6.14mw	20-1%	5/6/10	0.1	0.00	0.10
▶ HEPT	4	Kiani PROFIT	SR	5,686		4/15/10	24	2.03	26.03
<b>Team Total</b>								<b>39.85</b>	

**50**  **Oklahoma State** ▲ 1  
Big 12 Conference

Event	Scrd As	Athlete	Yr	Scored Mark	Date	Pl. Pts.	Bonus	TOTAL	
<b>Scored bests come from CURRENT season</b>									
▶ 10k	48	Tone HJALMARSEN	SR	34:38.88	3/25/11	0.05	0.00	0.05	
<b>Scored bests come from PRE-SEASON DATA</b>									
▶ 800m	41	Mihaela SUSA	SR	2:07.18	4/30/10	0.225	0.04	0.27	
▶ 1500m	2	Mihaela SUSA	SR	4:13.08	4/15/10	28	2.34	30.34	
▶ 10k	39	Felicity MILTON	SR	34:17.71	4/15/10	0.275	0.00	0.28	
▶ TJ	14	Clarissa ANDREWS	SR	13.06m	42-10%	5/27/10	7	0.66	7.66
<b>Team Total</b>								<b>38.59</b>	

**51**  **Michigan State** ▼ 3  
Big Ten Conference

Event	Scrd As	Athlete	Yr	Scored Mark	Date	Pl. Pts.	Bonus	TOTAL	
<b>Scored bests come from PRE-SEASON DATA</b>									
▶ 1500m	18	Emily MACLEOD	SR	4:18.50	5/14/10	D 4	0.46	2.46	
▶ 5000m	16	Emily MACLEOD	SR	16:06.75	6/12/10	5	0.48	5.48	
▶ 4x100	46			45.16	5/14/10	0.1	0.00	0.10	
▶ HJ	10	Rebecca BUCHHOLTZ	JR	1.81m	5-11%	5/27/10	12	0.74	12.74
▶ DISC	9	Beth ROHL	SO	54.48m	178-9	5/27/10	14	0.91	14.91
▶ DISC	37	Ashley LAWRENCE	SR	50.94m	167-1	4/23/10	0.35	0.00	0.35
▶ HT	42	Beth ROHL	SO	57.44m	188-5	5/27/10	0.2	0.00	0.20
<b>Team Total</b>								<b>36.23</b>	

**52**  **UNLV** ▲ 1  
Mountain West Conference

Event	Scrd As	Athlete	Yr	Scored Mark	Date	Pl. Pts.	Bonus	TOTAL	
<b>Scored bests come from CURRENT season</b>									
▶ HT	1	Amanda BINGSON	JR	68.47m	224-7	3/18/11	30	4.73	34.73
▶ HT	34	Chelsea CASSULO	JR	58.28m	191-2	3/4/11	0.5	0.00	0.50
<b>Scored bests come from PRE-SEASON DATA</b>									
▶ 4x100	37			44.95		5/12/10	0.35	0.10	0.45
▶ 4x400	47			3:40.24		5/12/10	0.075	0.00	0.08
<b>Team Total</b>								<b>35.76</b>	

"Scrd As", short for "Scored As", Standing used for place points portion of performance's score combining preseason data (when applied) to current season data

Numbers in BLACK are both the performance's actual NCAA rank AND "scored as" rank Numbers in RED indicate actual NCAA rank does not exist or is worse than "scored as" rank Numbers in BLUE indicate actual NCAA rank is better than "scored as" rank

USTFCCCA Non-Member

Non-Member Schools Will NOT be ranked, beginning Week 2



# 2011 Outdoor Track & Field, Week #1

Only those who score >0.01 pts are shown  
**D** denotes multiple-event rule in affect

## WOMEN

53

### Duke

Atlantic Coast Conference

▲ 41

Event	Scrd As	Athlete	Yr	Scored Mark	Date	Pl. Pts.	Bonus	TOTAL
<b>Scored bests come from CURRENT season</b>								
▶ 10k	7	Juliet BOTTORFF	SO	33:18.45	3/25/11	18	1.56	19.56
▶ SP	16	Michelle ANUMBA	FR	16.41m 53-10%	4/1/11	5	0.58	5.58
▶ JAV	31	Andrea HOPKINS	SO	47.80m 156-10	3/25/11	0.65	0.00	0.65
▶ JAV	40	Amy MATULEWICZ	JR	47.14m 154-8	4/1/11	0.25	0.00	0.25
<b>Scored bests come from PRE-SEASON DATA</b>								
▶ 800m	21	Cydney ROSS	SO	2:05.81	5/27/10	2.5	0.47	2.97
▶ 800m	29	Devotia MOORE	SR	2:06.34	4/2/10	0.75	0.30	1.05
▶ 1500m	25	Kate VAN BUSKIRK	SR	4:19.23	5/29/10	0.95	0.35	1.30
▶ 10k	36	Carly SEYMOUR	JR	34:06.40	6/12/10	0.4	0.00	0.40
▶ Steeple	39	Emily SCHWITZER	SR	10:28.84	5/14/10	0.275	0.00	0.28
▶ PV	20	Amy FRYT	SR	4.10m 13-5½	4/10/10	3	0.25	3.25
<b>Team Total</b>								35.28

54

### George Washington

Atlantic 10 Conference

unch

Event	Scrd As	Athlete	Yr	Scored Mark	Date	Pl. Pts.	Bonus	TOTAL
<b>Scored bests come from PRE-SEASON DATA</b>								
▶ 5000m	30	Megan HOGAN	SR	16:12.10	4/20/10	0.7	0.27	0.97
▶ 10k	1	Megan HOGAN	SR	32:34.95	3/26/10	30	4.20	34.20
<b>Team Total</b>								35.17

55

### Stony Brook

America East Conference

▲ 1

Event	Scrd As	Athlete	Yr	Scored Mark	Date	Pl. Pts.	Bonus	TOTAL
<b>Scored bests come from PRE-SEASON DATA</b>								
▶ 800m	42	Lucy VAN DALEN	SR	2:07.25	5/1/10	0.2	0.02	0.22
▶ 1500m	3	Lucy VAN DALEN	SR	4:13.19	6/10/10	26	2.29	28.29
▶ 5000m	17	Holly VAN DALEN	JR	16:06.77	6/12/10	4.5	0.47	4.97
<b>Team Total</b>								33.49

56

### Loyola Marymount

West Coast Conference

▲ 7

Event	Scrd As	Athlete	Yr	Scored Mark	Date	Pl. Pts.	Bonus	TOTAL
<b>Scored bests come from CURRENT season</b>								
▶ 10k	2	Tara ERDMANN	SR	33:10.15	3/25/11	28	2.06	30.06
<b>Scored bests come from PRE-SEASON DATA</b>								
▶ 5000m	6	Tara ERDMANN	SR	15:55.64	4/15/10	D	20	1.37 3.37
<b>Team Total</b>								33.43

57

### UTEP

Conference USA

▲ 9

Event	Scrd As	Athlete	Yr	Scored Mark	Date	Pl. Pts.	Bonus	TOTAL
<b>Scored bests come from CURRENT season</b>								
▶ 200m	17	Endurance ABINUWA	JR	23.14	4/2/11	D	4.5	0.78 2.78
▶ 400m	16	Endurance ABINUWA	JR	52.77	4/2/11	5	0.73	5.73
▶ JAV	25	Laura MACAULEY	JR	48.47m 159-0	3/26/11	0.95	0.13	1.08
<b>Scored bests come from PRE-SEASON DATA</b>								
▶ 1500m	47	Risper KIMAIYO	JR	4:22.59	5/13/10	0.075	0.00	0.08
▶ 5000m	11	Risper KIMAIYO	JR	16:00.67	5/1/10	10	0.88	10.88
▶ 5000m	19	Kathya GARCIA	SR	16:07.35	5/1/10	3.5	0.44	3.94
▶ 4x100	14			44.31	5/27/10	7	0.58	7.58
▶ HT	33	Terran ALEXANDER	SR	58.34m 191-5	5/1/10	0.55	0.00	0.55
▶ HEPT	42	Marine MENEZ	JR	4,990	3/31/10	0.2	0.00	0.20
<b>Team Total</b>								32.82

58

### Virginia

Atlantic Coast Conference

▼ 12

Event	Scrd As	Athlete	Yr	Scored Mark	Date	Pl. Pts.	Bonus	TOTAL
<b>Scored bests come from CURRENT season</b>								
▶ 1500m	50	Stephanie GARCIA	SR	4:22.64	3/31/11	0.01	0.00	0.01
<b>Scored bests come from PRE-SEASON DATA</b>								
▶ 1500m	8	Morgane GAY	SO	4:15.56	6/11/09	16	1.27	17.27
▶ 10k	17	Catherine WHITE	SR	33:37.83	4/16/09	4.5	0.54	5.04
▶ Steeple	12	Stephanie GARCIA	SR	10:08.48	5/15/09	9	0.93	9.93
▶ TJ	36	Whitney ROSE	SO	12.69m 41-7½	3/31/10	0.4	0.01	0.41
▶ JAV	49	Tara KARIN	JR	46.33m 152-0	5/27/10	0.025	0.00	0.03
<b>Team Total</b>								32.68


"Scrd As", short for "Scored As", Standing used for place points portion of performance's score combining preseason data (when applied) to current season data  
 Numbers in BLACK are both the performance's actual NCAA rank AND "scored as" rank Numbers in RED indicate actual NCAA rank does not exist or is worse than "scored as" rank Numbers in BLUE indicate actual NCAA rank is better than "scored as" rank  
**USTFCCCA Non-Member** Non-Member Schools Will NOT be ranked, beginning Week 2




# 2011 Outdoor Track & Field, Week #1

Only those who score >0.01 pts are shown  
D denotes multiple-event rule in affect


## WOMEN

**59**  **Houston** ▼ **10**  
Conference USA


Event	Scrd As	Athlete	Yr	Scored Mark	Date	Pl. Pts.	Bonus	TOTAL	
<b>Scored bests come from CURRENT season</b>									
▶ 100m	29	Grecia BOLTON	JR	11.43w	4/1/11	0.75	0.22	0.97	
▶ H100	19	Demeeka JONES	JR	13.25w	3/19/11	3.5	0.43	3.93	
▶ 4x400	33	Harris, Wallace, Floyd, Johnson		3:37.61	3/19/11	0.55	0.12	0.67	
<b>Scored bests come from PRE-SEASON DATA</b>									
▶ 200m	18	Christie JONES	SR	23.16	5/29/10	4	0.71	4.71	
▶ 200m	37	Whitney HARRIS	JR	23.49	5/1/10	0.35	0.00	0.35	
▶ 200m	39	Kalyn FLOYD	SR	23.51	5/27/10	0.275	0.00	0.28	
▶ 4x100	7			43.68	6/10/10	18	1.41	19.41	
▶ LJ	35	Tai'Shea REESE	JR	6.21m	20-4½	5/13/10	0.45	0.00	0.45
<b>Team Total</b>								<b>30.75</b>	

**60**  **Northwestern State** ▼ **5**  
Southland Conference


Event	Scrd As	Athlete	Yr	Scored Mark	Date	Pl. Pts.	Bonus	TOTAL	
<b>Scored bests come from CURRENT season</b>									
▶ 4x400	50	Griffin, Warren, Perkins, Lindsay		3:40.71	3/25/11	0.01	0.00	0.01	
<b>Scored bests come from PRE-SEASON DATA</b>									
▶ 4x100	47			45.25	5/1/10	0.075	0.00	0.08	
▶ SP	10	Trecey REW	SR	16.74m	54-11½	4/16/10	12	1.02	13.02
▶ DISC	8	Trecey REW	SR	54.57m	179-0	5/27/10	16	0.96	16.96
<b>Team Total</b>								<b>30.07</b>	

**61**  **San Diego State** ▼ **2**  
Mountain West Conference


Event	Scrd As	Athlete	Yr	Scored Mark	Date	Pl. Pts.	Bonus	TOTAL	
<b>Scored bests come from CURRENT season</b>									
▶ TJ	48	Shanieka THOMAS	FR	12.58m	41-3¼	3/26/11	0.05	0.00	0.05
<b>Scored bests come from PRE-SEASON DATA</b>									
▶ PV	3	Stephanie JAMES	SR	4.35m	14-3¼	3/27/10	26	2.53	28.53
▶ PV	30	Kelsy HINTZ	SO	4.05m	13-3½	4/23/10	0.7	0.00	0.70
▶ HEPT	49	Kiersten KIRKLAND	JR	4,949		4/8/10	0.025	0.00	0.03
<b>Team Total</b>								<b>29.30</b>	

**62**  **Michigan** unch  
Big Ten Conference

Event	Scrd As	Athlete	Yr	Scored Mark	Date	Pl. Pts.	Bonus	TOTAL	
<b>Scored bests come from CURRENT season</b>									
▶ H100	29	Julian PURVIS	JR	13.36	3/25/11	0.75	0.14	0.89	
<b>Scored bests come from PRE-SEASON DATA</b>									
▶ H400	41	Alex WILLIAMS	JR	59.08	5/27/10	0.225	0.00	0.22	
▶ SP	41	Allison LISKE	JR	15.66m	51-4½	5/7/10	0.225	0.00	0.22
▶ DISC	4	Erin PENDLETON	SO	56.87m	186-7	4/30/10	24	2.42	26.42
<b>Team Total</b>								<b>27.76</b>	

**63**  **Wisconsin** ▼ **3**  
Big Ten Conference

Event	Scrd As	Athlete	Yr	Scored Mark	Date	Pl. Pts.	Bonus	TOTAL	
<b>Scored bests come from CURRENT season</b>									
▶ 10k	41	Caitlin COMFORT	JR	34:25.82	3/25/11	0.225	0.00	0.22	
▶ DISC	42	Taylor SMITH	SO	50.79m	166-7	3/17/11	0.2	0.00	0.20
<b>Scored bests come from PRE-SEASON DATA</b>									
▶ H400	31	Egle STAIJUONAITE	SR	58.59	5/14/10	0.65	0.00	0.65	
▶ HJ	28	Monika JAKUTYTE	JR	1.78m	5-10	5/27/10	0.8	0.00	0.80
▶ HJ	28	Dorcas AKINNIYI	SO	1.78m	5-10	5/14/10	0.8	0.00	0.80
▶ TJ	37	Jordan HELGREN	JR	12.66m	41-6½	5/14/10	0.35	0.00	0.35
▶ HEPT	5	Dorcas AKINNIYI	SO	5,584		5/14/10	22	1.41	23.41
▶ HEPT	26	Jessica FLAX	JR	5,253		5/14/10	0.9	0.09	0.99
<b>Team Total</b>								<b>27.42</b>	

**64**  **Long Beach State** ▲ **5**  
Big West Conference

Event	Scrd As	Athlete	Yr	Scored Mark	Date	Pl. Pts.	Bonus	TOTAL	
<b>Scored bests come from CURRENT season</b>									
▶ JAV	18	Tara ROSS	SR	49.69m	163-0	3/26/11	4	0.54	4.54
<b>Scored bests come from PRE-SEASON DATA</b>									
▶ JAV	6	Randi HICKS	SR	52.10m	170-11	3/4/10	20	1.61	21.61
<b>Team Total</b>								<b>26.15</b>	

"Scrd As", short for "Scored As", Standing used for place points portion of performance's score combining preseason data (when applied) to current season data

Numbers in BLACK are both the performance's actual NCAA rank AND "scored as" rank Numbers in RED indicate actual NCAA rank does not exist or is worse than "scored as" rank Numbers in BLUE indicate actual NCAA rank is better than "scored as" rank

USTFCCCA Non-Member

Non-Member Schools Will NOT be ranked, beginning Week 2



# 2011 Outdoor Track & Field, Week #1

Only those who score >0.01 pts are shown  
D denotes multiple-event rule in affect

## WOMEN

65

### Illinois

Big Ten Conference

▼ 7

Event	Scrd As	Athlete	Yr	Scored Mark	Date	Pl. Pts.	Bonus	TOTAL	
<b>Scored bests come from CURRENT season</b>									
▶ 1500m	40	Stephanie MORGAN	SO	4:21.79	3/25/11	0.25	0.00	0.25	
▶ 10k	50	Elizabeth BOYLE	SR	34:41.20	3/25/11	0.01	0.00	0.01	
▶ Steeple	23	Chantelle GROENEWOUD	SR	10:18.59	3/25/11	1.5	0.37	1.87	
<b>Scored bests come from PRE-SEASON DATA</b>									
▶ 400m	26	Ashley KELLY	JR	53.07	5/14/10	0.9	0.37	1.27	
▶ 400m	40	Ryisha BOYD	JR	53.63	5/27/10	0.25	0.00	0.25	
▶ H100	10	Tamika ROBINSON	SR	13.06w	5/27/10	12	1.09	13.09	
▶ H400	26	Latoya GRIFFITH	JR	58.05	5/29/10	0.9	0.30	1.20	
▶ 4x100	24			44.64	4/16/10	1	0.33	1.33	
▶ 4x400	15			3:34.25	4/21/10	6	0.79	6.79	
▶ HJ	47	Kendall MCCAUGHERTY	JR	1.75m	5-8%	4/7/10	0.075	0.00	0.08
<b>Team Total</b>								<b>26.14</b>	

66

### Louisiana Tech

Western Athletic Conference

▲ 7

Event	Scrd As	Athlete	Yr	Scored Mark	Date	Pl. Pts.	Bonus	TOTAL	
<b>Scored bests come from CURRENT season</b>									
▶ H100	45	Kim FRANCIS	FR	13.51	3/25/11	0.125	0.00	0.13	
▶ LJ	12	Chelsea HAYES	SR	6.38m	20-11%	4/2/11	9	0.67	9.67
<b>Scored bests come from PRE-SEASON DATA</b>									
▶ 100m	25	Quanisha SALES	SO	11.39	5/12/10	0.95	0.35	1.30	
▶ 100m	30	Chasidee LEWIS-BAKER	SR	11.47	5/27/10	0.7	0.08	0.78	
▶ 200m	16	Quanisha SALES	SO	23.12w	5/1/10	5	0.84	5.84	
▶ H100	46	Tiana DAVIS	SR	13.52	3/31/10	0.1	0.00	0.10	
▶ 4x100	16			44.43	5/12/10	5	0.49	5.49	
▶ 4x400	24			3:36.20	4/16/10	1	0.33	1.33	
▶ LJ	32	Tiana DAVIS	SR	6.22mw	20-5	5/27/10	0.6	0.00	0.60
▶ LJ	44	Quatisha WILLIAMS	SR	6.15mw	20-2%	5/12/10	0.15	0.00	0.15
▶ TJ	37	Brittany GUY	SR	12.66m	41-6%	5/12/10	0.35	0.00	0.35
▶ TJ	44	Quatisha WILLIAMS	SR	12.62m	41-5	5/12/10	0.15	0.00	0.15
▶ HEPT	45	Jesseka JONES	JR	4,969		5/12/10	0.125	0.00	0.13
<b>Team Total</b>								<b>26.02</b>	

67

### Georgia Tech

Atlantic Coast Conference

▲ 7

Event	Scrd As	Athlete	Yr	Scored Mark	Date	Pl. Pts.	Bonus	TOTAL	
<b>Scored bests come from CURRENT season</b>									
▶ PV	11	Joanna WRIGHT	SR	4.22m	13-10	4/1/11	10	0.97	10.97
<b>Scored bests come from PRE-SEASON DATA</b>									
▶ H400	29	Leslie NJOKU	SR	58.11		5/14/10	0.75	0.26	1.01
▶ HJ	10	Terri-Ann GRANT	JR	1.81m	5-11%	4/15/10	12	0.74	12.74
▶ HJ	28	Bianca STEWART	JR	1.78m	5-10	5/27/10	0.8	0.00	0.80
▶ LJ	42	Jhanelle MCLEOD	JR	6.17m	20-3	5/14/10	0.2	0.00	0.20
<b>Team Total</b>								<b>25.72</b>	

68

### Kentucky

Southeastern Conference

▼ 3

Event	Scrd As	Athlete	Yr	Scored Mark	Date	Pl. Pts.	Bonus	TOTAL	
<b>Scored bests come from PRE-SEASON DATA</b>									
▶ 400m	44	Jenna MARTIN	SR	53.75		4/17/10	0.15	0.00	0.15
▶ 4x400	18			3:35.14		5/27/10	4	0.52	4.52
▶ HJ	47	Precious NWOKEY	JR	1.75m	5-8%	5/13/10	0.075	0.00	0.08
▶ SP	33	Jennifer SVOBODA	SR	15.77m	51-9	5/13/10	0.55	0.00	0.55
▶ DISC	23	Mary ANGELL	SR	52.74m	173-0	4/23/10	1.5	0.21	1.71
▶ HEPT	8	Precious NWOKEY	JR	5,543		5/13/10	16	1.16	17.16
<b>Team Total</b>								<b>24.16</b>	

69

### Western Kentucky

Sun Belt Conference

▲ 58

Event	Scrd As	Athlete	Yr	Scored Mark	Date	Pl. Pts.	Bonus	TOTAL	
<b>Scored bests come from CURRENT season</b>									
▶ HT	6	Laura IGAUNE	SR	63.07m	206-11	4/1/11	20	1.42	21.42
<b>Scored bests come from PRE-SEASON DATA</b>									
▶ 800m	27	Vasity CHEMWENO	SR	2:06.19		5/27/10	0.85	0.35	1.20
▶ 4x100	38			44.96		5/27/10	0.3	0.10	0.40
▶ TJ	26	Sharika SMITH	JR	12.77m	41-10%	5/7/10	0.9	0.15	1.05
<b>Team Total</b>								<b>24.07</b>	

"Scrd As", short for "Scored As", Standing used for place points portion of performance's score combining preseason data (when applied) to current season data

Numbers in BLACK are both the performance's actual NCAA rank AND "scored as" rank Numbers in RED indicate actual NCAA rank does not exist or is worse than "scored as" rank Numbers in BLUE indicate actual NCAA rank is better than "scored as" rank

USTFCCCA Non-Member

Non-Member Schools Will NOT be ranked, beginning Week 2



# 2011 Outdoor Track & Field, Week #1

Only those who score >0.01 pts are shown  
D denotes multiple-event rule in affect

## WOMEN

**70** **Yale** ▲ 6  
Ivy League

Event	Scrd As	Athlete	Yr	Scored Mark	Date	Pl. Pts.	Bonus	TOTAL
<b>Scored bests come from PRE-SEASON DATA</b>								
▶ 800m	5	Kate GRACE	SR	2:04.22	5/29/10	22	1.68	23.68
▶ Steeple	37	Anne LOVELACE	JR	10:27.60	5/14/10	0.35	0.00	0.35
<b>Team Total</b>								<b>24.03</b>

**71** **Villanova** ▼ 14  
BIG EAST Conference

Event	Scrd As	Athlete	Yr	Scored Mark	Date	Pl. Pts.	Bonus	TOTAL	
<b>Scored bests come from CURRENT season</b>									
▶ Steeple	28	Alison SMITH	JR	10:24.52	3/31/11	0.8	0.09	0.89	
<b>Scored bests come from PRE-SEASON DATA</b>									
▶ 800m	30	Sheila REID	JR	2:06.38	4/30/10	0.7	0.29	0.99	
▶ 1500m	13	Sheila REID	JR	4:16.66	6/12/10	8	0.93	8.93	
▶ 1500m	49	Amanda MARINO	SR	4:22.63	5/14/10	0.025	0.00	0.03	
▶ 5000m	25	Amanda MARINO	SR	16:10.57	6/12/10	0.95	0.32	1.27	
▶ 5000m	37	Bogdana MIMIC	SO	16:14.65	6/12/10	0.35	0.19	0.54	
▶ 10k	26	Amanda MARINO	SR	33:47.63	4/30/10	0.9	0.32	1.22	
▶ H100	13	Shericka WARD	JR	13.12	5/29/10	8	0.77	8.77	
▶ HJ	47	Audrey GARIEPY-BOGUI	SR	1.75m	5-8½	4/20/10	0.075	0.00	0.08
▶ PV	38	Ashlyn LLERANDI	SR	4.00m	13-1½	4/2/10	0.3	0.00	0.30
<b>Team Total</b>								<b>23.01</b>	

**72** **Louisville** ▲ 6  
BIG EAST Conference

Event	Scrd As	Athlete	Yr	Scored Mark	Date	Pl. Pts.	Bonus	TOTAL	
<b>Scored bests come from CURRENT season</b>									
▶ LJ	24	Charachescia LOCKHART	JR	6.29m	20-7½	3/24/11	1	0.27	1.27
▶ SP	21	D'Ana MCCARTY	SR	16.25m	53-3¾	4/1/11	2.5	0.36	2.86
▶ SP	22	Khadija ABDULLAH	JR	16.15m	53-0	4/1/11	2	0.23	2.23
▶ SP	40	Amashi-Ali KENDALL	SO	15.67m	51-5	4/1/11	0.25	0.00	0.25
<b>Scored bests come from PRE-SEASON DATA</b>									
▶ HJ	35	Michelle THEOPHILLE	SO	1.77m	5-9¾	3/26/10	0.45	0.00	0.45
▶ DISC	28	D'Ana MCCARTY	SR	52.25m	171-5	5/14/10	0.8	0.05	0.85
▶ HT	9	D'Ana MCCARTY	SR	62.24m	204-2	4/10/10	14	1.00	15.00
<b>Team Total</b>								<b>22.91</b>	

**73** **Buffalo** ▼ 6  
Mid-American Conference

Event	Scrd As	Athlete	Yr	Scored Mark	Date	Pl. Pts.	Bonus	TOTAL	
<b>Scored bests come from CURRENT season</b>									
▶ DISC	21	Rebecca O'BRIEN	SO	52.82m	173-3	4/2/11	2.5	0.23	2.73
▶ HT	32	Shant'e WHITE	JR	58.41m	191-7	3/18/11	0.6	0.00	0.60
<b>Scored bests come from PRE-SEASON DATA</b>									
▶ SP	9	Kristy WOODS	JR	16.77m	55-¾	6/12/10	14	1.06	15.06
▶ SP	19	Rebecca O'BRIEN	SO	16.31m	53-6¾	5/13/10	3.5	0.44	3.94
▶ HT	41	Kristy WOODS	JR	57.45m	188-6	5/13/10	0.225	0.00	0.22
<b>Team Total</b>								<b>22.55</b>	

**74** **Boston University** ▲ 65  
America East Conference

Event	Scrd As	Athlete	Yr	Scored Mark	Date	Pl. Pts.	Bonus	TOTAL	
<b>Scored bests come from CURRENT season</b>									
▶ 10k	6	Katie MATTHEWS	JR	33:16.97	3/25/11	20	1.65	21.65	
<b>Scored bests come from PRE-SEASON DATA</b>									
▶ HJ	39	Allison BARWISE	SO	1.76m	5-9¾	5/14/10	0.275	0.00	0.28
▶ HEPT	32	Allison BARWISE	SO	5,104	5/1/10	0.6	0.00	0.60	
<b>Team Total</b>								<b>22.52</b>	

**75** **Connecticut** ▼ 14  
BIG EAST Conference

Event	Scrd As	Athlete	Yr	Scored Mark	Date	Pl. Pts.	Bonus	TOTAL	
<b>Scored bests come from PRE-SEASON DATA</b>									
▶ 100m	23	Trisha-Ann HAWTHORNE	SR	11.38	6/10/10	1.5	0.39	1.89	
▶ 200m	26	Trisha-Ann HAWTHORNE	SR	23.30	5/14/10	0.9	0.28	1.18	
▶ 4x100	16			44.43	5/14/10	5	0.49	5.49	
▶ HJ	10	Jasmine CRIBB	SO	1.81m	5-11¾	4/20/10	12	0.74	12.74
▶ JAV	27	Emma CROWCROFT	SO	48.23m	158-3	4/2/10	0.85	0.05	0.90
<b>Team Total</b>								<b>22.20</b>	

"Scrd As", short for "Scored As", Standing used for place points portion of performance's score combining preseason data (when applied) to current season data

Numbers in BLACK are both the performance's actual NCAA rank AND "scored as" rank Numbers in RED indicate actual NCAA rank does not exist or is worse than "scored as" rank Numbers in BLUE indicate actual NCAA rank is better than "scored as" rank

USTFCCCA Non-Member

Non-Member Schools Will NOT be ranked, beginning Week 2



# 2011 Outdoor Track & Field, Week #1

Only those who score >0.01 pts are shown  
D denotes multiple-event rule in affect

## WOMEN

**76** **DePaul** ▼ 6  
BIG EAST Conference

Event	Scrd As	Athlete	Yr	Scored Mark	Date	Pl. Pts.	Bonus	TOTAL
Scored bests come from PRE-SEASON DATA								
▶ 800m	23	Mary Cate QUIETT	SR	2:05.92	5/27/10	1.5	0.43	1.93
▶ JAV	10	Melissa FRASER	SR	51.47m 168-10	5/14/10	12	1.20	13.20
▶ JAV	15	Alanna KOVACS	JR	50.09m 164-4	5/27/10	6	0.67	6.67
<b>Team Total</b>								<b>21.80</b>

**77** **Providence** ▲ 3  
BIG EAST Conference

Event	Scrd As	Athlete	Yr	Scored Mark	Date	Pl. Pts.	Bonus	TOTAL
Scored bests come from PRE-SEASON DATA								
▶ Steeple	6	Shelby GREANY	SO	10:00.88	6/12/10	20	1.79	21.79
<b>Team Total</b>								<b>21.79</b>

**78** **USF** ▼ 10  
BIG EAST Conference

Event	Scrd As	Athlete	Yr	Scored Mark	Date	Pl. Pts.	Bonus	TOTAL
Scored bests come from CURRENT season								
▶ PV	10	Denise VON EYNATTEN	SR	4.27m 14-0	3/18/11	12	1.34	13.34
▶ PV	15	Stephanie DUFFY	SR	4.12m 13-6½	3/18/11	6	0.37	6.37
▶ PV	49	Dana WEBB	SR	3.97m 13-¾	3/18/11	0.025	0.00	0.03
▶ JAV	33	Casey WAGNER	JR	47.57m 156-1	3/18/11	0.55	0.00	0.55
Scored bests come from PRE-SEASON DATA								
▶ Steeple	27	Nicole ROZARIO	JR	10:23.01	4/7/10	0.85	0.16	1.01
<b>Team Total</b>								<b>21.29</b>

**79** **UC Santa Barbara** ▼ 8  
Big West Conference

Event	Scrd As	Athlete	Yr	Scored Mark	Date	Pl. Pts.	Bonus	TOTAL
Scored bests come from CURRENT season								
▶ 5000m	44	Amanda MORENO	SR	16:16.53	3/25/11	0.15	0.12	0.27
Scored bests come from PRE-SEASON DATA								
▶ HJ	35	Barbara NWABA	SR	1.77m 5-9¾	5/14/10	0.45	0.00	0.45
▶ TJ	48	Tamara THOMAS	JR	12.58m 41-3¾	5/27/10	0.05	0.00	0.05
▶ DISC	27	Irene KUJORE	JR	52.27m 171-6	4/15/10	0.85	0.05	0.90
▶ HEPT	7	Barbara NWABA	SR	5,552	5/7/10	18	1.21	19.21
<b>Team Total</b>								<b>20.89</b>

**80** **Columbia** ▼ 8  
Ivy League

Event	Scrd As	Athlete	Yr	Scored Mark	Date	Pl. Pts.	Bonus	TOTAL
Scored bests come from CURRENT season								
▶ HJ	47	Monique ROBERTS	JR	1.75m 5-8¾	4/2/11	0.075	0.00	0.08
Scored bests come from PRE-SEASON DATA								
▶ 400m	8	Sharay HALE	JR	52.45	5/29/10	16	1.19	17.19
▶ 1500m	47	Jackie DROUIN	SR	4:22.59	5/14/10	0.075	0.00	0.08
▶ H400	24	Kyra CALDWELL	JR	57.98	5/14/10	1	0.34	1.34
▶ Steeple	43	Julie QUINN	SR	10:29.46	4/20/10	0.175	0.00	0.17
▶ 4x400	23			3:35.69	5/8/10	1.5	0.41	1.91
<b>Team Total</b>								<b>20.76</b>

**81** **Cal State Fullerton** ▼ 2  
Big West Conference

Event	Scrd As	Athlete	Yr	Scored Mark	Date	Pl. Pts.	Bonus	TOTAL
Scored bests come from CURRENT season								
▶ 200m	40	Ciara SHORT	SR	23.52w	3/26/11	0.25	0.00	0.25
Scored bests come from PRE-SEASON DATA								
▶ 400m	7	Ciara SHORT	SR	52.36	5/27/09	18	1.32	19.32
▶ H100	33	Lauren WILLIAMS	SR	13.41	5/14/10	0.55	0.01	0.56
<b>Team Total</b>								<b>20.14</b>

"Scrd As", short for "Scored As", Standing used for place points portion of performance's score combining pre-season data (when applied) to current season data

Numbers in BLACK are both the performance's actual NCAA rank AND "scored as" rank Numbers in RED indicate actual NCAA rank does not exist or is worse than "scored as" rank Numbers in BLUE indicate actual NCAA rank is better than "scored as" rank

**USTFCCCA Non-Member** Non-Member Schools Will NOT be ranked, beginning Week 2



# 2011 Outdoor Track & Field, Week #1

Only those who score >0.01 pts are shown  
**D** denotes multiple-event rule in affect

## WOMEN

**82** **Montana State** ▼ 1  
 Big Sky Conference

Event	Scrd As	Athlete	Yr	Scored Mark	Date	Pl. Pts.	Bonus	TOTAL
Scored bests come from PRE-SEASON DATA								
▶ PV	38	Stacey IRVINE	SR	4.00m 13-1½	5/27/10	0.3	0.00	0.30
▶ JAV	7	Emily TYRRELL	SR	52.06m 170-9	5/27/10	18	1.58	19.58
<b>Team Total</b>								<b>19.88</b>

**83** **Purdue** ▼ 6  
 Big Ten Conference

Event	Scrd As	Athlete	Yr	Scored Mark	Date	Pl. Pts.	Bonus	TOTAL
Scored bests come from CURRENT season								
▶ SP	25	Stacey WANNEMACHER	SR	16.13m 52-11	3/26/11	0.95	0.20	1.15
Scored bests come from PRE-SEASON DATA								
▶ HJ	10	Emily BRESLIN	SR	1.81m 5-11¼	5/27/10	12	0.74	12.74
▶ LJ	27	Leah EBER	SR	6.26m 20-6½	4/16/10	0.85	0.14	0.99
▶ SP	41	Terri ANDERSON	JR	15.66m 51-4½	5/14/10	0.225	0.00	0.22
▶ DISC	19	Terri ANDERSON	JR	52.99m 173-10	4/30/10	3.5	0.29	3.79
<b>Team Total</b>								<b>18.89</b>

**84** **Cal State Northridge** unch  
 Big West Conference

Event	Scrd As	Athlete	Yr	Scored Mark	Date	Pl. Pts.	Bonus	TOTAL
Scored bests come from PRE-SEASON DATA								
▶ 10k	42	Lilyanna MOREJON	SR	34:28.34	3/27/10	0.2	0.00	0.20
▶ 4x100	49			45.35	5/14/10	0.025	0.00	0.03
▶ 4x400	30			3:37.29	5/27/10	0.7	0.16	0.86
▶ HJ	18	Desirae GONDER	SR	1.80m 5-10¾	5/14/10	4	0.37	4.37
▶ HEPT	10	Desirae GONDER	SR	5,512	5/7/10	12	0.97	12.97
<b>Team Total</b>								<b>18.43</b>

**85** **Kent State** ▲ 5  
 Mid-American Conference

Event	Scrd As	Athlete	Yr	Scored Mark	Date	Pl. Pts.	Bonus	TOTAL
Scored bests come from CURRENT season								
▶ HT	21	Melissa KURZDORFER	FR	59.31m 194-7	4/1/11	2.5	0.18	2.68
Scored bests come from PRE-SEASON DATA								
▶ PV	49	Domenica ROSSI	SO	3.97m 13-¾	5/7/10	0.025	0.00	0.03
▶ SP	43	Samantha FETTER	SR	15.65m 51-4¾	4/16/10	0.175	0.00	0.17
▶ HEPT	9	Diana DUMITRESCU	JR	5,518	4/21/10	14	1.01	15.01
<b>Team Total</b>								<b>17.88</b>

**86** **Syracuse** ▲ 11  
 BIG EAST Conference

Event	Scrd As	Athlete	Yr	Scored Mark	Date	Pl. Pts.	Bonus	TOTAL
Scored bests come from CURRENT season								
▶ 5000m	22	Lauren PENNEY	SO	16:09.44	3/25/11	2	0.36	2.36
▶ 5000m	24	Katie HURSEY	JR	16:10.50	3/25/11	1	0.32	1.32
▶ 10k	20	Catherine DESARLE	SR	33:38.94	3/25/11	3	0.49	3.49
▶ HEPT	22	Kelsey RUBEOR	JR	5,337	3/24/11	2	0.35	2.35
Scored bests come from PRE-SEASON DATA								
▶ Steeple	18	Heather STEPHENS	JR	10:14.04	5/14/10	4	0.60	4.60
▶ Steeple	24	Rebekah MACKAY	SR	10:20.07	4/16/10	1	0.30	1.30
▶ Steeple	32	Cassie WHITE	JR	10:26.29	5/14/10	0.6	0.00	0.60
▶ Steeple	41	Natalie BUSBY	JR	10:29.41	4/16/10	0.225	0.00	0.22
<b>Team Total</b>								<b>16.25</b>

**87** **East Carolina** ▼ 2  
 Conference USA

Event	Scrd As	Athlete	Yr	Scored Mark	Date	Pl. Pts.	Bonus	TOTAL
Scored bests come from CURRENT season								
▶ 400m	33	Aiesha GOGGINS	FR	53.47	4/1/11	0.55	0.09	0.64
▶ 4x400	36	Hawkins, Harris, Warner, Goggins		3:38.85	4/1/11	0.4	0.00	0.40
Scored bests come from PRE-SEASON DATA								
▶ HJ	10	Tynita BUTTS	SO	1.81m 5-11¼	5/27/10	12	0.74	12.74
▶ LJ	32	Tynita BUTTS	SO	6.22mw 20-5	5/13/10	0.6	0.00	0.60
▶ HT	28	Maegan LEWIS	SR	58.77m 192-9	3/18/10	0.8	0.04	0.84
▶ JAV	28	Nicole TOZZI	JR	48.14m 157-11	4/9/10	0.8	0.02	0.82
<b>Team Total</b>								<b>16.04</b>

"Scrd As", short for "Scored As", Standing used for place points portion of performance's score combining preseason data (when applied) to current season data  
 Numbers in BLACK are both the performance's actual NCAA rank AND "scored as" rank Numbers in RED indicate actual NCAA rank does not exist or is worse than "scored as" rank Numbers in BLUE indicate actual NCAA rank is better than "scored as" rank


**USTFCCCA Non-Member** Non-Member Schools Will NOT be ranked, beginning Week 2




# 2011 Outdoor Track & Field, Week #1

Only those who score >0.01 pts are shown  
D denotes multiple-event rule in affect


## WOMEN

**88**  **Nevada** ▲54  
Western Athletic Conference


Event	Scrd As	Athlete	Yr	Scored Mark	Date	Pl. Pts.	Bonus	TOTAL
<b>Scored bests come from CURRENT season</b>								
HJ	35	La Tijera AVERY	JR	1.77m 5-9½	3/12/11	0.45	0.00	0.45
JAV	9	Sabine KOPPLIN	FR	51.59m 169-3	4/2/11	14	1.28	15.28
<b>Scored bests come from PRE-SEASON DATA</b>								
JAV	50	Marissa HAMMOND	SR	46.28m 151-10	5/12/10	0.01	0.00	0.01
<b>Team Total</b>								<b>15.74</b>

**89**  **Charlotte** ▼14  
Atlantic 10 Conference


Event	Scrd As	Athlete	Yr	Scored Mark	Date	Pl. Pts.	Bonus	TOTAL
<b>Scored bests come from PRE-SEASON DATA</b>								
5000m	45	Amanda GOETSCHIUS	JR	16:16.97	4/16/10	0.125	0.11	0.23
10k	9	Amanda GOETSCHIUS	JR	33:23.12	3/26/10	14	1.28	15.28
<b>Team Total</b>								<b>15.52</b>

**90**  **Florida** ▼4  
Southeastern Conference


Event	Scrd As	Athlete	Yr	Scored Mark	Date	Pl. Pts.	Bonus	TOTAL
<b>Scored bests come from CURRENT season</b>								
800m	49	Cory MCGEE	FR	2:07.45	4/1/11	0.025	0.00	0.03
4x400	32	Whittaker, Williams, Ndu, Usery		3:37.56	4/1/11	0.6	0.12	0.72
PV	49	Daisy GLASSER	SR	3.97m 13-¾	4/1/11	0.025	0.00	0.03
DISC	21	Keely MEDEIROS	JR	52.82m 173-3	4/1/11	2.5	0.23	2.73
<b>Scored bests come from PRE-SEASON DATA</b>								
100m	49	Alishea USERY	JR	11.57	4/2/10	0.025	0.00	0.03
400m	50	Lanie WHITTAKER	SO	53.89	5/13/10	0.01	0.00	0.01
H400	34	Ugonna NDU	SO	58.79	4/2/10	0.5	0.00	0.50
Steeple	44	Genevieve LACAZE	JR	10:30.12	5/13/10	0.15	0.00	0.15
SP	12	Keely MEDEIROS	JR	16.64m 54-7¼	4/2/10	9	0.88	9.88
SP	30	Fidela JAMES	JR	15.93m 52-3¼	5/27/10	0.7	0.00	0.70
DISC	34	Ashley MILLER	SO	51.53m 169-0	5/7/10	0.5	0.00	0.50
<b>Team Total</b>								<b>15.27</b>

**91**  **Cal Poly** ▼4  
Big West Conference

Event	Scrd As	Athlete	Yr	Scored Mark	Date	Pl. Pts.	Bonus	TOTAL
<b>Scored bests come from CURRENT season</b>								
Steeple	48	LeAnne FOGG	SR	10:31.72	3/25/11	0.05	0.00	0.05
<b>Scored bests come from PRE-SEASON DATA</b>								
HJ	10	Whitney SISLER	JR	1.81m 5-11¼	5/27/10	12	0.74	12.74
TJ	23	Jasmine PICKETT	SR	12.90m 42-4	5/14/10	1.5	0.38	1.88
<b>Team Total</b>								<b>14.67</b>

**92**  **Akron** ▼3  
Mid-American Conference

Event	Scrd As	Athlete	Yr	Scored Mark	Date	Pl. Pts.	Bonus	TOTAL
<b>Scored bests come from CURRENT season</b>								
PV	30	Katherine LEE	JR	4.05m 13-3½	4/1/11	0.7	0.00	0.70
PV	49	Ariane BEAUMONT-COURTEAU	FR	3.97m 13-¾	3/25/11	0.025	0.00	0.03
<b>Scored bests come from PRE-SEASON DATA</b>								
DISC	13	Valerie WERT	SR	53.81m 176-6	5/13/10	8	0.55	8.55
HT	18	Valerie WERT	SR	60.40m 198-2	6/12/10	4	0.46	4.46
HEPT	44	Felicia CLOSE	SR	4,974	3/31/10	0.15	0.00	0.15
<b>Team Total</b>								<b>13.89</b>

**93**  **Minnesota** ▼10  
Big Ten Conference

Event	Scrd As	Athlete	Yr	Scored Mark	Date	Pl. Pts.	Bonus	TOTAL
<b>Scored bests come from CURRENT season</b>								
400m	35	Alena BROOKS	SO	53.55	4/2/11	0.45	0.03	0.48
4x100	42	Willis, Giles, Okoroji, Brooks		44.99	4/2/11	0.2	0.07	0.27
<b>Scored bests come from PRE-SEASON DATA</b>								
1500m	33	Nikki SWENSON	SR	4:20.89	5/29/10	0.55	0.12	0.67
10k	33	Amy LASKOWSKE	SR	33:59.70	4/15/10	0.55	0.09	0.64
PV	15	Samantha SONNENBERG	SR	4.12m 13-6¼	4/8/10	6	0.37	6.37
LJ	18	Todea-Kay WILLIS	SO	6.33m 20-9¼	5/14/10	4	0.44	4.44
DISC	37	Jessica CAGLE	SO	50.94m 167-1	4/16/10	0.35	0.00	0.35
DISC	40	Nicole TZANAKIS	SR	50.81m 166-8	4/3/10	0.25	0.00	0.25
HT	39	DeAnne HAHN	JR	57.78m 189-7	4/21/10	0.275	0.00	0.28
<b>Team Total</b>								<b>13.75</b>

"Scrd As", short for "Scored As", Standing used for place points portion of performance's score combining preseason data (when applied) to current season data

Numbers in BLACK are both the performance's actual NCAA rank AND "scored as" rank Numbers in RED indicate actual NCAA rank does not exist or is worse than "scored as" rank Numbers in BLUE indicate actual NCAA rank is better than "scored as" rank

USTFCCCA Non-Member

Non-Member Schools Will NOT be ranked, beginning Week 2



# 2011 Outdoor Track & Field, Week #1

Only those who score >0.01 pts are shown  
D denotes multiple-event rule in affect

## WOMEN

94

### Indiana State

Missouri Valley Conference

▲ 8

Event	Scrd As	Athlete	Yr	Scored Mark	Date	Pl. Pts.	Bonus	TOTAL	
<b>Scored bests come from CURRENT season</b>									
▶ DISC	24	Kelsey HANLEY	SR	52.63m	172-8	3/31/11	1	0.17	1.17
▶ HT	17	Felisha JOHNSON	SO	60.43m	198-3	3/31/11	4.5	0.47	4.97
<b>Scored bests come from PRE-SEASON DATA</b>									
▶ 4x400	37			3:38.94		5/14/10	0.35	0.00	0.35
▶ SP	45	Felisha JOHNSON	SO	15.57m	51-1	5/27/10	0.125	0.00	0.13
▶ HT	15	Kelsey HANLEY	SR	60.88m	199-9	5/14/10	6	0.59	6.59
<b>Team Total</b>								13.20	

95

### NC State

Atlantic Coast Conference

▼ 7

Event	Scrd As	Athlete	Yr	Scored Mark	Date	Pl. Pts.	Bonus	TOTAL	
<b>Scored bests come from PRE-SEASON DATA</b>									
▶ 1500m	43	Emily PRITT	SO	4:22.11		4/10/10	0.175	0.00	0.17
▶ Steeple	29	Kara MCKENNA	SR	10:24.66		5/1/10	0.75	0.08	0.83
▶ Steeple	50	Julia KICK	SO	10:32.59		5/1/10	0.01	0.00	0.01
▶ SP	15	Lawanda HENRY	JR	16.48m	54-1	5/8/10	6	0.67	6.67
▶ DISC	16	Brittany MCCAINE	JR	53.25m	174-8	4/10/10	5	0.37	5.37
<b>Team Total</b>								13.05	

96

### UC Riverside

Big West Conference

▼ 1

Event	Scrd As	Athlete	Yr	Scored Mark	Date	Pl. Pts.	Bonus	TOTAL	
<b>Scored bests come from CURRENT season</b>									
▶ TJ	10	Allison WILDER	SR	13.12m	43-½	3/5/11	12	0.76	12.76
▶ HT	45	Brittani DANIELS	SR	57.27m	187-10	3/25/11	0.125	0.00	0.13
<b>Team Total</b>								12.89	

97

### Mississippi State

Southeastern Conference

▼ 1

Event	Scrd As	Athlete	Yr	Scored Mark	Date	Pl. Pts.	Bonus	TOTAL	
<b>Scored bests come from CURRENT season</b>									
▶ 200m	44	Richesa MCCAILEB	SR	23.56		3/26/11	0.15	0.00	0.15
▶ 4x100	43	Baker, Muir, McCaleb, Wallace		45.03		3/18/11	0.175	0.04	0.22
▶ HJ	18	Jessica MERRIWEATHER	SR	1.80m	5-10%	3/18/11	4	0.37	4.37
▶ TJ	41	Rochelle FARQUHARSON	FR	12.64m	41-5%	3/26/11	0.225	0.00	0.22
<b>Scored bests come from PRE-SEASON DATA</b>									
▶ 200m	42	Taneisha BAKER	SR	23.54		4/16/10	0.2	0.00	0.20
▶ 400m	17	Jody-Ann MUIR	SO	52.79		5/13/10	4.5	0.71	5.21
▶ H100	26	Keisha WALLACE	SO	13.31		5/29/10	0.9	0.27	1.17
▶ 4x400	26			3:36.43		5/13/10	0.9	0.29	1.19
▶ HEPT	48	Racquel FARQUHARSON	SO	4,956		5/13/10	0.05	0.00	0.05
<b>Team Total</b>								12.78	

98

### Tulane

Conference USA

▼ 7

Event	Scrd As	Athlete	Yr	Scored Mark	Date	Pl. Pts.	Bonus	TOTAL	
<b>Scored bests come from CURRENT season</b>									
▶ 100m	31	Kasey RODGERS	JR	11.49w		3/25/11	0.65	0.02	0.67
▶ H400	43	Zandria DEBOWLES	SR	59.12		3/25/11	0.175	0.00	0.17
▶ JAV	11	Ana RUZEVIC	JR	51.37m	168-6	3/9/11	10	1.13	11.13
<b>Scored bests come from PRE-SEASON DATA</b>									
▶ 400m	39	Jamie RILES	SO	53.62		5/13/10	0.275	0.00	0.28
▶ 4x100	45			45.13		5/7/10	0.125	0.00	0.13
▶ 4x400	46			3:40.09		5/13/10	0.1	0.00	0.10
<b>Team Total</b>								12.48	

99

### Hawai'i

Western Athletic Conference

▼ 7

Event	Scrd As	Athlete	Yr	Scored Mark	Date	Pl. Pts.	Bonus	TOTAL	
<b>Scored bests come from PRE-SEASON DATA</b>									
▶ HJ	18	Sarah SADDLETON	JR	1.80m	5-10%	5/12/10	4	0.37	4.37
▶ TJ	41	Madara APINE	JR	12.64m	41-5%	3/19/10	0.225	0.00	0.22
▶ DISC	14	TeRina KEENAN	JR	53.76m	176-4	5/12/10	7	0.53	7.53
<b>Team Total</b>								12.13	

"Scrd As", short for "Scored As", Standing used for place points portion of performance's score combining preseason data (when applied) to current season data

Numbers in BLACK are both the performance's actual NCAA rank AND "scored as" rank Numbers in RED indicate actual NCAA rank does not exist or is worse than "scored as" rank Numbers in BLUE indicate actual NCAA rank is better than "scored as" rank

**USTFCCCA Non-Member**


Non-Member Schools Will NOT be ranked, beginning Week 2




# 2011 Outdoor Track & Field, Week #1

Only those who score >0.01 pts are shown  
**D** denotes multiple-event rule in affect


## WOMEN

**100**  **North Texas** ▲ 8  
 Sun Belt Conference


Event	Scrd As	Athlete	Yr	Scored Mark	Date	Pl. Pts.	Bonus	TOTAL
Scored bests come from CURRENT season								
H100	12	Alysha ADAMS	SR	13.08w	4/2/11	9	0.99	9.99
Scored bests come from PRE-SEASON DATA								
4x100	23			44.61	5/27/10	1.5	0.35	1.85
<b>Team Total</b>								<b>11.84</b>

**104**  **Tulsa** ▼ 1  
 Conference USA


Event	Scrd As	Athlete	Yr	Scored Mark	Date	Pl. Pts.	Bonus	TOTAL
Scored bests come from PRE-SEASON DATA								
5000m	14	Paula WHITING	SR	16:03.18	4/15/10	7	0.72	7.72
4x400	31			3:37.45	5/13/10	0.65	0.14	0.79
HEPT	37	Lydia CHAMBERLIN	SR	5,021	5/13/10	0.35	0.00	0.35
<b>Team Total</b>								<b>8.86</b>

**101**  **UMES** ▼ 1  
 Mid-Eastern Athletic Conference


Event	Scrd As	Athlete	Yr	Scored Mark	Date	Pl. Pts.	Bonus	TOTAL
Scored bests come from CURRENT season								
SP	22	Vanessa HENRY	JR	16.15m 53-0	4/1/11	2	0.23	2.23
Scored bests come from PRE-SEASON DATA								
800m	14	Cynthia ANAIS	JR	2:05.33	5/29/10	7	0.74	7.74
800m	38	Eunice JONES	JR	2:07.13	5/14/10	0.3	0.06	0.36
<b>Team Total</b>								<b>10.33</b>

**105**  **Northern Iowa** ▼ 6  
 Missouri Valley Conference


Event	Scrd As	Athlete	Yr	Scored Mark	Date	Pl. Pts.	Bonus	TOTAL
Scored bests come from PRE-SEASON DATA								
800m	18	Holli HOSCH	SR	2:05.47	5/29/10	4	0.65	4.65
4x400	48			3:40.36	4/21/10	0.05	0.00	0.05
HEPT	19	Olimpia NOWAK	JR	5,415	6/12/10	3.5	0.59	4.09
<b>Team Total</b>								<b>8.79</b>

**102**  **Rhode Island** ▼ 4  
 Atlantic 10 Conference


Event	Scrd As	Athlete	Yr	Scored Mark	Date	Pl. Pts.	Bonus	TOTAL
Scored bests come from PRE-SEASON DATA								
HT	12	Crystal BOURQUE	SR	61.86m 202-11	5/14/10	9	0.84	9.84
<b>Team Total</b>								<b>9.84</b>

**106**  **San Francisco** unch  
 West Coast Conference

Event	Scrd As	Athlete	Yr	Scored Mark	Date	Pl. Pts.	Bonus	TOTAL
Scored bests come from PRE-SEASON DATA								
Steeple	14	Eva KRCHOVA	SO	10:11.43	6/10/10	7	0.73	7.73
<b>Team Total</b>								<b>7.73</b>

**103**  **Notre Dame** ▼21  
 BIG EAST Conference

Event	Scrd As	Athlete	Yr	Scored Mark	Date	Pl. Pts.	Bonus	TOTAL
Scored bests come from CURRENT season								
SP	39	Rudy ATANG	SR	15.69m 51-5½	3/25/11	0.275	0.00	0.28
Scored bests come from PRE-SEASON DATA								
1500m	28	Rebecca TRACY	SO	4:20.18	4/10/10	0.8	0.22	1.02
10k	15	Jessica RYDBERG	SO	33:34.60	6/12/10	6	0.66	6.66
HEPT	24	Maddie BUTTINGER	JR	5,278	4/30/10	1	0.16	1.16
<b>Team Total</b>								<b>9.12</b>

**107**  **Iowa** ▲ 2  
 Big Ten Conference

Event	Scrd As	Athlete	Yr	Scored Mark	Date	Pl. Pts.	Bonus	TOTAL
Scored bests come from CURRENT season								
400m	49	Ashley LIVERPOOL	FR	53.87	4/2/11	0.025	0.00	0.03
5000m	43	Betsy FLOOD	JR	16:16.41	3/25/11	0.175	0.13	0.30
Scored bests come from PRE-SEASON DATA								
1500m	17	Betsy FLOOD	JR	4:17.75	5/14/10	4.5	0.62	5.12
1500m	30	Lauren HARDESTY	SR	4:20.40	5/29/10	0.7	0.19	0.89
1500m	35	McKenzie MELANDER	JR	4:21.18	5/14/10	0.45	0.08	0.53
4x400	44			3:39.88	4/2/10	0.15	0.00	0.15
<b>Team Total</b>								<b>7.02</b>

"Scrd As", short for "Scored As", Standing used for place points portion of performance's score combining preseason data (when applied) to current season data  
 Numbers in BLACK are both the performance's actual NCAA rank AND "scored as" rank Numbers in RED indicate actual NCAA rank does not exist or is worse than "scored as" rank Numbers in BLUE indicate actual NCAA rank is better than "scored as" rank

**USTFCCCA Non-Member** Non-Member Schools Will NOT be ranked, beginning Week 2



# 2011 Outdoor Track & Field, Week #1

Only those who score >0.01 pts are shown  
**D** denotes multiple-event rule in affect

## WOMEN

**108** **Middle Tennessee** ▼ **3**  
 Sun Belt Conference

Event	Scrd As	Athlete	Yr	Scored Mark	Date	Pl. Pts.	Bonus	TOTAL
Scored bests come from PRE-SEASON DATA								
HJ	47	Cherice ROBERTSON	SR	1.75m 5-8½	3/26/10	0.075	0.00	0.08
LJ	18	Nyeisha WRIGHT	JR	6.33m 20-9¼	5/27/10	4	0.44	4.44
LJ	27	Kiara HENRY	JR	6.26mw 20-6½	5/7/10	0.85	0.14	0.99
TJ	28	Kortney THURMAN	SR	12.76m 41-10½	5/7/10	0.8	0.14	0.94
<b>Team Total</b>								<b>6.44</b>

**109** **Cornell** ▼ **2**  
 Ivy League

Event	Scrd As	Athlete	Yr	Scored Mark	Date	Pl. Pts.	Bonus	TOTAL
Scored bests come from CURRENT season								
H400	49	Molly GLANTZ	JR	59.36	3/19/11	0.025	0.00	0.03
JAV	47	Victoria IMBESI	SO	46.80m 153-6	3/19/11	0.075	0.00	0.08
Scored bests come from PRE-SEASON DATA								
800m	16	Kim STANDRIDGE	SR	2:05.37	5/29/10	5	0.71	5.71
4x400	38			3:38.95	5/14/10	0.3	0.00	0.30
<b>Team Total</b>								<b>6.11</b>

**110** **Brown** ▼ **6**  
 Ivy League

Event	Scrd As	Athlete	Yr	Scored Mark	Date	Pl. Pts.	Bonus	TOTAL
Scored bests come from PRE-SEASON DATA								
SP	38	Brynn SMITH	SR	15.70m 51-6¼	5/8/10	0.3	0.00	0.30
HT	16	Brynn SMITH	SR	60.85m 199-7	5/8/10	5	0.58	5.58
<b>Team Total</b>								<b>5.88</b>

**111** **Miami (Ohio)** ▼ **5**  
 Mid-American Conference

Event	Scrd As	Athlete	Yr	Scored Mark	Date	Pl. Pts.	Bonus	TOTAL
Scored bests come from CURRENT season								
JAV	16	Victoria PATERRA	FR	49.91m 163-9	3/25/11	5	0.61	5.61
<b>Team Total</b>								<b>5.61</b>

**112** **Illinois State** ▼ **19**  
 Missouri Valley Conference

Event	Scrd As	Athlete	Yr	Scored Mark	Date	Pl. Pts.	Bonus	TOTAL
Scored bests come from PRE-SEASON DATA								
400m	44	Sade SEALY	SO	53.75	5/14/10	0.15	0.00	0.15
SP	29	Brittany SMITH	SO	15.98m 52-5¼	5/14/10	0.75	0.00	0.75
DISC	30	Brittany SMITH	SO	51.86m 170-1	4/30/10	0.7	0.00	0.70
HT	26	Brittany SMITH	SO	59.05m 193-9	5/14/10	0.9	0.11	1.01
JAV	22	Leigh PETRANOFF	JR	49.37m 161-11	5/14/10	2	0.43	2.43
<b>Team Total</b>								<b>5.05</b>

**113** **Arkansas State** ▼ **2**  
 Sun Belt Conference

Event	Scrd As	Athlete	Yr	Scored Mark	Date	Pl. Pts.	Bonus	TOTAL
Scored bests come from PRE-SEASON DATA								
PV	17	Stephanie FOREMAN	JR	4.11m 13-5¼	5/14/10	4.5	0.31	4.81
<b>Team Total</b>								<b>4.81</b>

**113** **New Hampshire** ▼ **2**  
 America East Conference

Event	Scrd As	Athlete	Yr	Scored Mark	Date	Pl. Pts.	Bonus	TOTAL
Scored bests come from PRE-SEASON DATA								
PV	17	Rita CIAMBRA	SR	4.11m 13-5¼	3/27/10	4.5	0.31	4.81
<b>Team Total</b>								<b>4.81</b>

**115** **Western Michigan** ▼ **5**  
 Mid-American Conference

Event	Scrd As	Athlete	Yr	Scored Mark	Date	Pl. Pts.	Bonus	TOTAL
Scored bests come from PRE-SEASON DATA								
400m	29	Victoria CHATMAN	SR	53.31	5/29/10	0.75	0.20	0.95
4x400	40			3:39.00	4/21/10	0.25	0.00	0.25
LJ	21	Ashley HUNALT	SR	6.32m 20-9	5/27/10	2.5	0.40	2.90
DISC	32	Sarah MORRIS	SR	51.70m 169-7	5/13/10	0.6	0.00	0.60
<b>Team Total</b>								<b>4.70</b>

"Scrd As", short for "Scored As", Standing used for place points portion of performance's score combining preseason data (when applied) to current season data  
 Numbers in BLACK are both the performance's actual NCAA rank AND "scored as" rank Numbers in RED indicate actual NCAA rank does not exist or is worse than "scored as" rank Numbers in BLUE indicate actual NCAA rank is better than "scored as" rank



# 2011 Outdoor Track & Field, Week #1

Only those who score >0.01 pts are shown  
D denotes multiple-event rule in affect

## WOMEN

**116** **UC Davis** ▼ 15  
Big West Conference

Event	Scrd As	Athlete	Yr	Scored Mark	Date	Pl. Pts.	Bonus	TOTAL	
<b>Scored bests come from CURRENT season</b>									
▶ HT	27	Chid ONYEWUENYI	SR	58.96m	193-5	3/12/11	0.85	0.09	0.94
<b>Scored bests come from PRE-SEASON DATA</b>									
▶ 10k	43	Sarah SUMPTER	JR	34:28.84		3/26/10	0.175	0.00	0.17
▶ DISC	20	Ashley HEARN	SR	52.87m	173-5	5/14/10	3	0.25	3.25
<b>Team Total</b>								<b>4.36</b>	

**117** **William and Mary** ▼ 2  
Colonial Athletic Association

Event	Scrd As	Athlete	Yr	Scored Mark	Date	Pl. Pts.	Bonus	TOTAL	
<b>Scored bests come from PRE-SEASON DATA</b>									
▶ 1500m	29	Emily ANDERSON	SR	4:20.32		5/16/09	0.75	0.20	0.95
▶ 5000m	20	Emily ANDERSON	SR	16:08.18		5/29/09	3	0.40	3.40
<b>Team Total</b>								<b>4.35</b>	

**118** **Sacramento State** ▲ 10  
Big Sky Conference

Event	Scrd As	Athlete	Yr	Scored Mark	Date	Pl. Pts.	Bonus	TOTAL	
<b>Scored bests come from CURRENT season</b>									
▶ HJ	26	Naima GOODWIN	SR	1.79m	5-10½	4/2/11	0.9	0.16	1.06
▶ TJ	31	Natalia WRIGHT	JR	12.74m	41-9%	3/26/11	0.65	0.10	0.75
<b>Scored bests come from PRE-SEASON DATA</b>									
▶ 800m	34	Renisha ROBINSON	SR	2:06.66		4/23/10	0.5	0.20	0.70
▶ TJ	24	Moira ROBINSON	JR	12.81m	42-½	4/23/10	1	0.22	1.22
▶ HEPT	38	Naima GOODWIN	SR	5,019		5/12/10	0.3	0.00	0.30
<b>Team Total</b>								<b>4.04</b>	

**119** **SE Missouri State** ▼ 6  
Ohio Valley Conference

Event	Scrd As	Athlete	Yr	Scored Mark	Date	Pl. Pts.	Bonus	TOTAL	
<b>Scored bests come from PRE-SEASON DATA</b>									
▶ JAV	19	Samantha ESPERICUETA	SR	49.44m	162-2	5/7/10	3.5	0.46	3.96
<b>Team Total</b>								<b>3.96</b>	

**120** **Utah State** ▼ 4  
Western Athletic Conference

Event	Scrd As	Athlete	Yr	Scored Mark	Date	Pl. Pts.	Bonus	TOTAL	
<b>Scored bests come from CURRENT season</b>									
▶ HEPT	50	CHARI HAWKINS	FR	4,948		3/31/11	0.01	0.00	0.01
<b>Scored bests come from PRE-SEASON DATA</b>									
▶ PV	20	Sonia GRABOWSKA	SR	4.10m	13-5%	5/27/10	3	0.25	3.25
▶ DISC	40	Lindsey SPENCER	SR	50.81m	166-8	4/8/10	0.25	0.00	0.25
▶ DISC	47	Shannon PRINCE	SR	50.13m	164-5	4/17/10	0.075	0.00	0.08
<b>Team Total</b>								<b>3.58</b>	

**121** **Cincinnati** ▲ 1  
BIG EAST Conference

Event	Scrd As	Athlete	Yr	Scored Mark	Date	Pl. Pts.	Bonus	TOTAL	
<b>Scored bests come from CURRENT season</b>									
▶ PV	20	MacKenzie FIELDS	SO	4.10m	13-5%	3/19/11	3	0.25	3.25
<b>Team Total</b>								<b>3.25</b>	

**122** **Savannah State** ▼ 1  
Independent (DI)

Event	Scrd As	Athlete	Yr	Scored Mark	Date	Pl. Pts.	Bonus	TOTAL	
<b>Scored bests come from PRE-SEASON DATA</b>									
▶ 400m	21	Amara JONES	JR	53.01		5/29/10	2.5	0.41	2.91
<b>Team Total</b>								<b>2.91</b>	

**123** **Pittsburgh** ▼ 6  
BIG EAST Conference

Event	Scrd As	Athlete	Yr	Scored Mark	Date	Pl. Pts.	Bonus	TOTAL	
<b>Scored bests come from PRE-SEASON DATA</b>									
▶ 4x100	21			44.57		5/14/10	2.5	0.38	2.88
<b>Team Total</b>								<b>2.88</b>	


"Scrd As", short for "Scored As", Standing used for place points portion of performance's score combining preseason data (when applied) to current season data  
Numbers in BLACK are both the performance's actual NCAA rank AND "scored as" rank Numbers in RED indicate actual NCAA rank does not exist or is worse than "scored as" rank Numbers in BLUE indicate actual NCAA rank is better than "scored as" rank




# 2011 Outdoor Track & Field, Week #1

Only those who score >0.01 pts are shown  
D denotes multiple-event rule in affect


## WOMEN

**124**  **Jacksonville** ▼10  
Atlantic Sun Conference


Event	Scrd As	Athlete	Yr	Scored Mark	Date	Pl. Pts.	Bonus	TOTAL
Scored bests come from PRE-SEASON DATA								
▶ 400m	48	Unique SINGLETON	SR	53.80	5/14/10	0.05	0.00	0.05
▶ 4x100	33			44.86	4/29/10	0.55	0.17	0.72
▶ 4x400	42			3:39.18	5/7/10	0.2	0.00	0.20
▶ HEPT	23	Charlene CHARLES	SO	5,325	3/25/10	1.5	0.31	1.81
<b>Team Total</b>								<b>2.78</b>

**128**  **Montana** ▼9  
Big Sky Conference


Event	Scrd As	Athlete	Yr	Scored Mark	Date	Pl. Pts.	Bonus	TOTAL
Scored bests come from PRE-SEASON DATA								
▶ 1500m	27	Katrina DRENNEN	JR	4:19.36	5/29/10	0.85	0.34	1.19
▶ 1500m	45	Kesslee PAYNE	JR	4:22.39	5/29/10	0.125	0.00	0.13
▶ HEPT	25	Lindsey HALL	SO	5,255	5/12/10	0.95	0.09	1.04
<b>Team Total</b>								<b>2.35</b>

**125**  **Drake** ▼2  
Missouri Valley Conference


Event	Scrd As	Athlete	Yr	Scored Mark	Date	Pl. Pts.	Bonus	TOTAL
Scored bests come from PRE-SEASON DATA								
▶ H400	22	Ari CURTIS	SR	57.89	6/10/10	2	0.39	2.39
▶ HEPT	41	Ari CURTIS	SR	4,998	4/14/10	0.225	0.00	0.22
<b>Team Total</b>								<b>2.61</b>

**129**  **Wake Forest** ▼11  
Atlantic Coast Conference


Event	Scrd As	Athlete	Yr	Scored Mark	Date	Pl. Pts.	Bonus	TOTAL
Scored bests come from PRE-SEASON DATA								
▶ 1500m	32	Dina NOSENKO	JR	4:20.45	5/8/10	0.6	0.18	0.78
▶ 1500m	36	Anna NOSENKO	SR	4:21.19	5/8/10	0.4	0.08	0.48
▶ 5000m	36	Anna NOSENKO	SR	16:14.09	4/15/10	0.4	0.20	0.60
▶ 10k	35	Anna NOSENKO	SR	34:03.27	4/15/10	0.45	0.02	0.47
<b>Team Total</b>								<b>2.34</b>

**126**  **Northeastern** ▲60  
Colonial Athletic Association


Event	Scrd As	Athlete	Yr	Scored Mark	Date	Pl. Pts.	Bonus	TOTAL
Scored bests come from CURRENT season								
▶ PV	29	Jillena DECARTERET	SO	4.06m 13-3%	3/23/11	0.75	0.01	0.76
▶ HT	23	Althea CHARLES	SR	59.28m 194-6	4/2/11	1.5	0.17	1.67
<b>Team Total</b>								<b>2.43</b>

**130**  **Idaho** ▼6  
Western Athletic Conference

Event	Scrd As	Athlete	Yr	Scored Mark	Date	Pl. Pts.	Bonus	TOTAL
Scored bests come from CURRENT season								
▶ HT	22	Gabby MIDLES	JR	59.29m 194-6	4/2/11	2	0.17	2.17
Scored bests come from PRE-SEASON DATA								
▶ 800m	45	Lauren SCHAFFER	JR	2:07.33	5/12/10	0.125	0.00	0.13
<b>Team Total</b>								<b>2.30</b>

**127**  **Texas A&M-Corpus Chr** ▼2  
Southland Conference

Event	Scrd As	Athlete	Yr	Scored Mark	Date	Pl. Pts.	Bonus	TOTAL
Scored bests come from PRE-SEASON DATA								
▶ LJ	22	Kassandra SON	SR	6.31m 20-8½	3/31/10	2	0.36	2.36
<b>Team Total</b>								<b>2.36</b>

**131**  **Iona** ▼1  
Metro Atlantic Athletic Conference

Event	Scrd As	Athlete	Yr	Scored Mark	Date	Pl. Pts.	Bonus	TOTAL
Scored bests come from PRE-SEASON DATA								
▶ 800m	37	Heidi GREGSON	JR	2:07.10	4/2/10	0.35	0.07	0.42
▶ 1500m	23	Heidi GREGSON	JR	4:19.14	5/29/10	1.5	0.37	1.87
<b>Team Total</b>								<b>2.28</b>

"Scrd As", short for "Scored As", Standing used for place points portion of performance's score combining preseason data (when applied) to current season data  
Numbers in BLACK are both the performance's actual NCAA rank AND "scored as" rank Numbers in RED indicate actual NCAA rank does not exist or is worse than "scored as" rank Numbers in BLUE indicate actual NCAA rank is better than "scored as" rank


**USTFCCCA Non-Member** Non-Member Schools Will NOT be ranked, beginning Week 2




# 2011 Outdoor Track & Field, Week #1

Only those who score >0.01 pts are shown  
D denotes multiple-event rule in affect


## WOMEN

**132**  **George Mason** ▼ 1  
Colonial Athletic Association


Event	Scrd As	Athlete	Yr	Scored Mark	Date	Pl. Pts.	Bonus	TOTAL
Scored bests come from PRE-SEASON DATA								
▶ 200m	50	Cierra MCGEE	JR	23.60	4/30/10	0.01	0.00	0.01
▶ 400m	31	Cierra MCGEE	JR	53.38	5/29/10	0.65	0.15	0.80
▶ 4x400	28			3:36.98	4/2/10	0.8	0.21	1.01
▶ TJ	37	Namatirai Grace MAVUGARA	JR	12.66m	41-6½ 4/30/10	0.35	0.00	0.35
<b>Team Total</b>								<b>2.17</b>

**133**  **Utah** ▲ 2  
Mountain West Conference


Event	Scrd As	Athlete	Yr	Scored Mark	Date	Pl. Pts.	Bonus	TOTAL
Scored bests come from CURRENT season								
▶ HJ	28	Langley IVERSON	JR	1.78m	5-10 3/25/11	0.8	0.00	0.80
Scored bests come from PRE-SEASON DATA								
▶ 800m	28	Lucy YATES	JR	2:06.21	5/27/10	0.8	0.34	1.14
<b>Team Total</b>								<b>1.94</b>

**134**  **Wyoming** ▼ 5  
Mountain West Conference


Event	Scrd As	Athlete	Yr	Scored Mark	Date	Pl. Pts.	Bonus	TOTAL
Scored bests come from PRE-SEASON DATA								
▶ 400m	23	Afiya WALKER	SR	53.04	5/12/10	1.5	0.39	1.89
<b>Team Total</b>								<b>1.89</b>

**135**  **UAB** ▼ 9  
Conference USA


Event	Scrd As	Athlete	Yr	Scored Mark	Date	Pl. Pts.	Bonus	TOTAL
Scored bests come from CURRENT season								
▶ 10k	38	Rhiannon JOHNS	JR	34:14.04	3/25/11	0.3	0.00	0.30
Scored bests come from PRE-SEASON DATA								
▶ HJ	26	Nora MEHL	SR	1.79m	5-10½ 3/25/10	0.9	0.16	1.06
▶ HEPT	43	Akira MCSWAIN	SO	4,983	5/13/10	0.175	0.00	0.17
<b>Team Total</b>								<b>1.54</b>

**136**  **High Point** ▼ 4  
Big South Conference


Event	Scrd As	Athlete	Yr	Scored Mark	Date	Pl. Pts.	Bonus	TOTAL
Scored bests come from PRE-SEASON DATA								
▶ H400	30	Manika GAMBLE	JR	58.56	4/2/10	0.7	0.00	0.70
▶ HJ	28	Christina FENSKE	JR	1.78m	5-10 5/16/10	0.8	0.00	0.80
<b>Team Total</b>								<b>1.50</b>

**137**  **Fresno State** ▼ 17  
Western Athletic Conference

Event	Scrd As	Athlete	Yr	Scored Mark	Date	Pl. Pts.	Bonus	TOTAL
Scored bests come from CURRENT season								
▶ HT	44	J'Quyra MONCUR-BLUE	SO	57.36m	188-2 3/19/11	0.15	0.00	0.15
Scored bests come from PRE-SEASON DATA								
▶ H400	37	Latrisha JORDAN	JR	58.91	5/27/10	0.35	0.00	0.35
▶ SP	27	Rosario SANCHEZ	SR	16.09m	52-9½ 6/12/10	0.85	0.15	1.00
<b>Team Total</b>								<b>1.50</b>

**138**  **South Carolina State** ▼ 5  
Mid-Eastern Athletic Conference

Event	Scrd As	Athlete	Yr	Scored Mark	Date	Pl. Pts.	Bonus	TOTAL
Scored bests come from PRE-SEASON DATA								
▶ 4x100	26			44.68	5/14/10	0.9	0.30	1.20
<b>Team Total</b>								<b>1.20</b>

**139**  **Memphis** ▼ 3  
Conference USA

Event	Scrd As	Athlete	Yr	Scored Mark	Date	Pl. Pts.	Bonus	TOTAL
Scored bests come from CURRENT season								
▶ SP	50	Marina VOJINOVIC	JR	15.41m	50-6½ 3/25/11	0.01	0.00	0.01
Scored bests come from PRE-SEASON DATA								
▶ 100m	31	LaShandra KERSHAW	SR	11.49	5/27/10	0.65	0.02	0.67
▶ 200m	38	LaShandra KERSHAW	SR	23.50	4/17/10	0.3	0.00	0.30
<b>Team Total</b>								<b>0.98</b>

"Scrd As", short for "Scored As", Standing used for place points portion of performance's score combining preseason data (when applied) to current season data

Numbers in BLACK are both the performance's actual NCAA rank AND "scored as" rank Numbers in RED indicate actual NCAA rank does not exist or is worse than "scored as" rank Numbers in BLUE indicate actual NCAA rank is better than "scored as" rank

USTFCCCA Non-Member


Non-Member Schools Will NOT be ranked, beginning Week 2




# 2011 Outdoor Track & Field, Week #1

Only those who score >0.01 pts are shown  
D denotes multiple-event rule in affect


## WOMEN

**140**  **Louisiana-Lafayette** ▼ **2**  
Sun Belt Conference


Event	Scrd As	Athlete	Yr	Scored Mark	Date	Pl. Pts.	Bonus	TOTAL
Scored bests come from PRE-SEASON DATA								
H100	28	Jasmine ANDERSON	SR	13.35	5/7/10	0.8	0.16	0.96
<b>Team Total</b>								<b>0.96</b>

**141**  **Hampton** ▼ **7**  
Mid-Eastern Athletic Conference


Event	Scrd As	Athlete	Yr	Scored Mark	Date	Pl. Pts.	Bonus	TOTAL
Scored bests come from PRE-SEASON DATA								
200m	50	Racquel VASSELL	SR	23.60w	5/6/10	0.01	0.00	0.01
H100	48	Racquel VASSELL	SR	13.54	5/6/10	0.05	0.00	0.05
H400	47	Claudia CALDER	JR	59.33	5/27/10	0.075	0.00	0.08
4x100	35			44.90	4/20/10	0.45	0.14	0.59
4x400	45			3:39.97	3/26/10	0.125	0.00	0.13
LJ	46	Racquel VASSELL	SR	6.14m	20-1%	0.1	0.00	0.10
<b>Team Total</b>								<b>0.95</b>

**142**  **Florida International** ▲ **55**  
Sun Belt Conference


Event	Scrd As	Athlete	Yr	Scored Mark	Date	Pl. Pts.	Bonus	TOTAL
Scored bests come from CURRENT season								
4x100	32	McElveen, Kelley, Mills, Dumoy		44.83	4/1/11	0.6	0.19	0.79
LJ	46	Marissa MCELVEEN	SO	6.14m	20-1%	0.1	0.00	0.10
<b>Team Total</b>								<b>0.89</b>

**143**  **Eastern Illinois** ▲ **5**  
Ohio Valley Conference


Event	Scrd As	Athlete	Yr	Scored Mark	Date	Pl. Pts.	Bonus	TOTAL
Scored bests come from PRE-SEASON DATA								
800m	32	Megan GINGERICH	JR	2:06.46	5/7/10	0.6	0.26	0.86
<b>Team Total</b>								<b>0.86</b>

**144**  **Richmond** ▲ **53**  
Atlantic 10 Conference


Event	Scrd As	Athlete	Yr	Scored Mark	Date	Pl. Pts.	Bonus	TOTAL
Scored bests come from CURRENT season								
Steeple	49	Nicol TRAYNOR	JR	10:32.16	3/31/11	0.025	0.00	0.03
JAV	29	Heather ROUSH	SR	48.08m	157-9	0.75	0.00	0.75
<b>Team Total</b>								<b>0.78</b>

**145**  **Wright State** ▼ **5**  
Horizon League


Event	Scrd As	Athlete	Yr	Scored Mark	Date	Pl. Pts.	Bonus	TOTAL
Scored bests come from CURRENT season								
H100	31	Cassandra LLOYD	JR	13.37	3/23/11	0.65	0.11	0.76
<b>Team Total</b>								<b>0.76</b>

**146**  **Ball State** ▲ **4**  
Mid-American Conference

Event	Scrd As	Athlete	Yr	Scored Mark	Date	Pl. Pts.	Bonus	TOTAL
Scored bests come from PRE-SEASON DATA								
HEPT	30	Thekla LORENZ	SR	5,125	5/13/10	0.7	0.00	0.70
<b>Team Total</b>								<b>0.70</b>

**146**  **Rice** unch  
Conference USA

Event	Scrd As	Athlete	Yr	Scored Mark	Date	Pl. Pts.	Bonus	TOTAL
Scored bests come from PRE-SEASON DATA								
PV	30	Ari INCE	SR	4.05m	13-3/4	0.7	0.00	0.70
<b>Team Total</b>								<b>0.70</b>

**148**  **La Salle** ▼ **3**  
Atlantic 10 Conference

Event	Scrd As	Athlete	Yr	Scored Mark	Date	Pl. Pts.	Bonus	TOTAL
Scored bests come from PRE-SEASON DATA								
Steeple	31	Samantha GALLAGHER	JR	10:26.17	5/14/10	0.65	0.01	0.66
<b>Team Total</b>								<b>0.66</b>


"Scrd As", short for "Scored As", Standing used for place points portion of performance's score combining preseason data (when applied) to current season data  
Numbers in BLACK are both the performance's actual NCAA rank AND "scored as" rank Numbers in RED indicate actual NCAA rank does not exist or is worse than "scored as" rank Numbers in BLUE indicate actual NCAA rank is better than "scored as" rank




# 2011 Outdoor Track & Field, Week #1

Only those who score >0.01 pts are shown  
D denotes multiple-event rule in affect


## WOMEN

**149**  **Dayton** ▼ **8**  
Atlantic 10 Conference


Event	Scrd As	Athlete	Yr	Scored Mark	Date	Pl. Pts.	Bonus	TOTAL	
Scored bests come from PRE-SEASON DATA									
▶ HT	31	Mallory BARNES	SR	58.44m	191-8	3/27/10	0.65	0.00	0.65
<b>Team Total</b>								<b>0.65</b>	

**153**  **Saint Louis** ▲ **1**  
Atlantic 10 Conference


Event	Scrd As	Athlete	Yr	Scored Mark	Date	Pl. Pts.	Bonus	TOTAL	
Scored bests come from PRE-SEASON DATA									
▶ TJ	34	Brittney CLOUDY	JR	12.70m	41-8	4/21/10	0.5	0.03	0.53
<b>Team Total</b>								<b>0.53</b>	

**150**  **South Dakota** ▼ **1**  
Great West Conference


Event	Scrd As	Athlete	Yr	Scored Mark	Date	Pl. Pts.	Bonus	TOTAL	
Scored bests come from CURRENT season									
▶ PV	35	Bethany BUELL	FR	4.02m	13-2½	3/18/11	0.45	0.00	0.45
Scored bests come from PRE-SEASON DATA									
▶ 800m	44	Emma ERICKSON	JR	2:07.26		4/21/10	0.15	0.02	0.17
<b>Team Total</b>								<b>0.62</b>	

**154**  **Radford** ▼ **7**  
Big South Conference


Event	Scrd As	Athlete	Yr	Scored Mark	Date	Pl. Pts.	Bonus	TOTAL	
Scored bests come from CURRENT season									
▶ HJ	47	Nikki ROSEBERRY	SR	1.75m	5-8¾	3/11/11	0.075	0.00	0.08
Scored bests come from PRE-SEASON DATA									
▶ HT	35	Aimee VEATCH	JR	58.07m	190-6	4/15/10	0.45	0.00	0.45
<b>Team Total</b>								<b>0.52</b>	

**151**  **Weber State** ▼ **14**  
Big Sky Conference


Event	Scrd As	Athlete	Yr	Scored Mark	Date	Pl. Pts.	Bonus	TOTAL	
Scored bests come from PRE-SEASON DATA									
▶ 10k	46	Sarah CALLISTER	SO	34:37.33		4/15/10	0.1	0.00	0.10
▶ JAV	34	Tiffany HELLSTROM	SO	47.40m	155-6	5/12/10	0.5	0.00	0.50
<b>Team Total</b>								<b>0.60</b>	

**155**  **Charleston Southern** ▼ **12**  
Big South Conference

Event	Scrd As	Athlete	Yr	Scored Mark	Date	Pl. Pts.	Bonus	TOTAL	
Scored bests come from PRE-SEASON DATA									
▶ 100m	38	Gabrielle HOUSTON	JR	11.50		4/15/10	0.3	0.00	0.30
▶ 200m	43	Gabrielle HOUSTON	JR	23.55w		4/15/10	0.175	0.00	0.17
<b>Team Total</b>								<b>0.48</b>	

**152**  **Colorado State** ▲ **45**  
Mountain West Conference

Event	Scrd As	Athlete	Yr	Scored Mark	Date	Pl. Pts.	Bonus	TOTAL	
Scored bests come from CURRENT season									
▶ DISC	33	Jessica SHARBONO	FR	51.64m	169-5	4/2/11	0.55	0.00	0.55
<b>Team Total</b>								<b>0.55</b>	

**155**  **Northern Arizona** ▲ **5**  
Big Sky Conference

Event	Scrd As	Athlete	Yr	Scored Mark	Date	Pl. Pts.	Bonus	TOTAL	
Scored bests come from CURRENT season									
▶ LJ	38	Amber ANDERSON	SR	6.19m	20-3¾	4/1/11	0.3	0.00	0.30
Scored bests come from PRE-SEASON DATA									
▶ HT	43	Lauren STUART	SO	57.39m	188-3	4/9/10	0.175	0.00	0.17
<b>Team Total</b>								<b>0.48</b>	


"Scrd As", short for "Scored As", Standing used for place points portion of performance's score combining preseason data (when applied) to current season data  
Numbers in BLACK are both the performance's actual NCAA rank AND "scored as" rank Numbers in RED indicate actual NCAA rank does not exist or is worse than "scored as" rank Numbers in BLUE indicate actual NCAA rank is better than "scored as" rank




# 2011 Outdoor Track & Field, Week #1

Only those who score >0.01 pts are shown  
D denotes multiple-event rule in affect


## WOMEN

**157**  **Eastern Washington** ▼ **5**  
Big Sky Conference


Event	Scrd As	Athlete	Yr	Scored Mark	Date	Pl. Pts.	Bonus	TOTAL
Scored bests come from PRE-SEASON DATA								
JAV	35	Michelle COOMBS	JR	47.38m 155-5	4/30/10	0.45	0.00	0.45
<b>Team Total</b>								<b>0.45</b>

**162**  **Ohio** ▼ **1**  
Mid-American Conference


Event	Scrd As	Athlete	Yr	Scored Mark	Date	Pl. Pts.	Bonus	TOTAL
Scored bests come from CURRENT season								
10k	37	Annie BEECHAM	SR	34:08.23	3/25/11	0.35	0.00	0.35
<b>Team Total</b>								<b>0.35</b>

**158**  **Stephen F. Austin** ▲ **11**  
Southland Conference


Event	Scrd As	Athlete	Yr	Scored Mark	Date	Pl. Pts.	Bonus	TOTAL
Scored bests come from CURRENT season								
SP	36	Kaitlyn ANDREWS	SR	15.76m 51-8½	3/25/11	0.4	0.00	0.40
Scored bests come from PRE-SEASON DATA								
4x400	49			3:40.41	4/30/10	0.025	0.00	0.03
<b>Team Total</b>								<b>0.43</b>

**162**  **Youngstown State** ▼ **7**  
Horizon League


Event	Scrd As	Athlete	Yr	Scored Mark	Date	Pl. Pts.	Bonus	TOTAL
Scored bests come from PRE-SEASON DATA								
SP	37	Danielle CURRY	SR	15.71m 51-6½	5/27/10	0.35	0.00	0.35
<b>Team Total</b>								<b>0.35</b>

**159**  **Boise State** ▼ **6**  
Western Athletic Conference


Event	Scrd As	Athlete	Yr	Scored Mark	Date	Pl. Pts.	Bonus	TOTAL
Scored bests come from PRE-SEASON DATA								
JAV	36	Sasa KAMPIC	SR	47.33m 155-3	3/26/10	0.4	0.00	0.40
<b>Team Total</b>								<b>0.40</b>

**164**  **Missouri** ▲ **2**  
Big 12 Conference


Event	Scrd As	Athlete	Yr	Scored Mark	Date	Pl. Pts.	Bonus	TOTAL
Scored bests come from PRE-SEASON DATA								
H400	38	Leslie FARMER	JR	58.92	5/29/10	0.3	0.00	0.30
<b>Team Total</b>								<b>0.30</b>

**159**  **Penn** ▼ **1**  
Ivy League


Event	Scrd As	Athlete	Yr	Scored Mark	Date	Pl. Pts.	Bonus	TOTAL
Scored bests come from PRE-SEASON DATA								
H400	36	Paige MADISON	JR	58.89	5/8/10	0.4	0.00	0.40
<b>Team Total</b>								<b>0.40</b>

**164**  **Southeastern Louisiana** ▼ **3**  
Southland Conference

Event	Scrd As	Athlete	Yr	Scored Mark	Date	Pl. Pts.	Bonus	TOTAL
Scored bests come from PRE-SEASON DATA								
PV	38	Lacey SANCHEZ	JR	4.00m 13-1½	5/14/10	0.3	0.00	0.30
<b>Team Total</b>								<b>0.30</b>

**161**  **Eastern Michigan** ▼ **10**  
Mid-American Conference

Event	Scrd As	Athlete	Yr	Scored Mark	Date	Pl. Pts.	Bonus	TOTAL
Scored bests come from PRE-SEASON DATA								
100m	38	ReJeana MARIIGNA	JR	11.50w	5/7/10	0.3	0.00	0.30
4x100	48			45.30	4/20/10	0.05	0.00	0.05
<b>Team Total</b>								<b>0.35</b>

**166**  **Portland** ▲ **1**  
West Coast Conference

Event	Scrd As	Athlete	Yr	Scored Mark	Date	Pl. Pts.	Bonus	TOTAL
Scored bests come from PRE-SEASON DATA								
800m	40	Cori MOORE	SR	2:07.17	4/15/10	0.25	0.05	0.30
<b>Team Total</b>								<b>0.30</b>

"Scrd As", short for "Scored As", Standing used for place points portion of performance's score combining preseason data (when applied) to current season data  
Numbers in BLACK are both the performance's actual NCAA rank AND "scored as" rank Numbers in RED indicate actual NCAA rank does not exist or is worse than "scored as" rank Numbers in BLUE indicate actual NCAA rank is better than "scored as" rank

**USTFCCCA Non-Member** Non-Member Schools Will NOT be ranked, beginning Week 2



# 2011 Outdoor Track & Field, Week #1

Only those who score >0.01 pts are shown  
D denotes multiple-event rule in affect

## WOMEN

**167** **Appalachian State** ▼ 6  
Southern Conference

Event	Scrd As	Athlete	Yr	Scored Mark	Date	Pl. Pts.	Bonus	TOTAL
Scored bests come from PRE-SEASON DATA								
HJ	39	Rebecca HAZELTINE	SR	1.76m 5-9½	5/16/10	0.275	0.00	0.28
<b>Team Total</b>								<b>0.28</b>

**172** **Portland State** ▼ 4  
Big Sky Conference

Event	Scrd As	Athlete	Yr	Scored Mark	Date	Pl. Pts.	Bonus	TOTAL
Scored bests come from PRE-SEASON DATA								
HEPT	40	Joenisha VINSON	JR	5,004	5/12/10	0.25	0.00	0.25
<b>Team Total</b>								<b>0.25</b>

**167** **Bucknell**  
Patriot League

Event	Scrd As	Athlete	Yr	Scored Mark	Date	Pl. Pts.	Bonus	TOTAL
Scored bests come from CURRENT season								
JAV	39	Laura RYCEK	SR	47.20m 154-10	3/26/11	0.275	0.00	0.28
<b>Team Total</b>								<b>0.28</b>

**173** **Idaho State** ▼ 14  
Big Sky Conference

Event	Scrd As	Athlete	Yr	Scored Mark	Date	Pl. Pts.	Bonus	TOTAL
Scored bests come from PRE-SEASON DATA								
Steeple	42	Erica RICHARDSON	SR	10:29.45	5/27/10	0.2	0.00	0.20
PV	49	Kylee GLEASON	SR	3.97m 13-¾	4/17/10	0.025	0.00	0.03
<b>Team Total</b>								<b>0.23</b>

**167** **Georgia State** ▼ 6  
Colonial Athletic Association

Event	Scrd As	Athlete	Yr	Scored Mark	Date	Pl. Pts.	Bonus	TOTAL
Scored bests come from PRE-SEASON DATA								
HJ	39	Shaquita YOUNG	SR	1.76m 5-9½	5/8/10	0.275	0.00	0.28
<b>Team Total</b>								<b>0.28</b>

**174** **South Alabama** ▼ 17  
Sun Belt Conference

Event	Scrd As	Athlete	Yr	Scored Mark	Date	Pl. Pts.	Bonus	TOTAL
Scored bests come from PRE-SEASON DATA								
JAV	46	Angela MCCORD	JR	46.84m 153-8	5/7/10	0.1	0.00	0.10
HEPT	46	Lindsay SCHWARTZ	JR	4,966	5/7/10	0.1	0.00	0.10
<b>Team Total</b>								<b>0.20</b>

**167** **North Carolina A&T** ▼ 6  
Mid-Eastern Athletic Conference

Event	Scrd As	Athlete	Yr	Scored Mark	Date	Pl. Pts.	Bonus	TOTAL
Scored bests come from PRE-SEASON DATA								
LJ	39	Shakia FORBES	JR	6.18mw 20-3¾	4/20/10	0.275	0.00	0.28
<b>Team Total</b>								<b>0.28</b>

**175** **Temple** ▼ 1  
Atlantic 10 Conference

Event	Scrd As	Athlete	Yr	Scored Mark	Date	Pl. Pts.	Bonus	TOTAL
Scored bests come from PRE-SEASON DATA								
4x400	43			3:39.73	5/14/10	0.175	0.00	0.17
<b>Team Total</b>								<b>0.17</b>

**171** **Harvard** ▼ 27  
Ivy League

Event	Scrd As	Athlete	Yr	Scored Mark	Date	Pl. Pts.	Bonus	TOTAL
Scored bests come from CURRENT season								
JAV	43	Hannah MAYER	FR	46.88m 153-9	3/16/11	0.175	0.00	0.17
Scored bests come from PRE-SEASON DATA								
800m	46	Carlyle DAVIS	SO	2:07.37	5/27/10	0.1	0.00	0.10
<b>Team Total</b>								<b>0.27</b>

**176** **Dartmouth** ▲ 2  
Ivy League

Event	Scrd As	Athlete	Yr	Scored Mark	Date	Pl. Pts.	Bonus	TOTAL
Scored bests come from PRE-SEASON DATA								
H400	45	Alexandra TANNER	SR	59.29	5/8/10	0.125	0.00	0.13
<b>Team Total</b>								<b>0.13</b>

"Scrd As", short for "Scored As", Standing used for place points portion of performance's score combining preseason data (when applied) to current season data

Numbers in BLACK are both the performance's actual NCAA rank AND "scored as" rank Numbers in RED indicate actual NCAA rank does not exist or is worse than "scored as" rank Numbers in BLUE indicate actual NCAA rank is better than "scored as" rank

USTFCCCA Non-Member


Non-Member Schools Will NOT be ranked, beginning Week 2




# 2011 Outdoor Track & Field, Week #1

Only those who score >0.01 pts are shown  
D denotes multiple-event rule in affect


## WOMEN

**176**  **North Florida** ▲ 17  
Atlantic Sun Conference


Event	Scrd As	Athlete	Yr	Scored Mark	Date	Pl. Pts.	Bonus	TOTAL
Scored bests come from CURRENT season								
▶ Steeple	45	Ecaterina GHEORGHIU	JR	10:30.38	4/1/11	0.125	0.00	0.13
<b>Team Total</b>								<b>0.13</b>

**181**  **UTSA** ▲ 2  
Southland Conference


Event	Scrd As	Athlete	Yr	Scored Mark	Date	Pl. Pts.	Bonus	TOTAL
Scored bests come from PRE-SEASON DATA								
▶ 800m	48	Dana MECKE	SR	2:07.44	5/29/10	0.05	0.00	0.05
<b>Team Total</b>								<b>0.05</b>

**178**  **Kennesaw State** ▼ 6  
Atlantic Sun Conference


Event	Scrd As	Athlete	Yr	Scored Mark	Date	Pl. Pts.	Bonus	TOTAL
Scored bests come from PRE-SEASON DATA								
▶ TJ	46	Jill ARTHUR	SR	12.60mw 41-4%	5/14/10	0.1	0.00	0.10
<b>Team Total</b>								<b>0.10</b>

**183**  **Oregon State** ▲ 10  
Pacific-10 Conference


Event	Scrd As	Athlete	Yr	Scored Mark	Date	Pl. Pts.	Bonus	TOTAL
Scored bests come from CURRENT season								
▶ 5000m	52	Laura CARLYLE	JR	16:19.00	3/25/11	0.04	0.00	0.04
<b>Team Total</b>								<b>0.04</b>

**179**  **Marshall** ▲ 18  
Conference USA


Event	Scrd As	Athlete	Yr	Scored Mark	Date	Pl. Pts.	Bonus	TOTAL
Scored bests come from CURRENT season								
▶ HJ	47	Vanessa JULES	SO	1.75m 5-8%	3/23/11	0.075	0.00	0.08
<b>Team Total</b>								<b>0.08</b>

**184**  **Texas State** ▲ 13  
Southland Conference


Event	Scrd As	Athlete	Yr	Scored Mark	Date	Pl. Pts.	Bonus	TOTAL
Scored bests come from CURRENT season								
▶ DISC	49	Jiovanna MARTINEZ	SR	50.11m 164-5	4/2/11	0.025	0.00	0.03
<b>Team Total</b>								<b>0.03</b>

**179**  **Nicholls State** ▼ 1  
Southland Conference


Event	Scrd As	Athlete	Yr	Scored Mark	Date	Pl. Pts.	Bonus	TOTAL
Scored bests come from CURRENT season								
▶ HJ	47	Chelsea DOCKREY	SR	1.75m 5-8%	3/18/11	0.075	0.00	0.08
<b>Team Total</b>								<b>0.08</b>

**184**  **Toledo** ▼ 13  
Mid-American Conference

Event	Scrd As	Athlete	Yr	Scored Mark	Date	Pl. Pts.	Bonus	TOTAL
Scored bests come from PRE-SEASON DATA								
▶ 100m	49	Amanda KAVERMAN	SR	11.57w	5/7/10	0.025	0.00	0.03
<b>Team Total</b>								<b>0.03</b>

**181**  **Troy** ▼ 9  
Sun Belt Conference

Event	Scrd As	Athlete	Yr	Scored Mark	Date	Pl. Pts.	Bonus	TOTAL
Scored bests come from PRE-SEASON DATA								
▶ JAV	48	Elizabeth CLOUGH	SO	46.70m 153-2	5/7/10	0.05	0.00	0.05
<b>Team Total</b>								<b>0.05</b>

**184**  **Utah Valley** ▼ 29  
Great West Conference

Event	Scrd As	Athlete	Yr	Scored Mark	Date	Pl. Pts.	Bonus	TOTAL
Scored bests come from PRE-SEASON DATA								
▶ 10k	49	Mary NOTHUM	SR	34:40.21	4/15/10	0.025	0.00	0.03
<b>Team Total</b>								<b>0.03</b>

"Scrd As", short for "Scored As", Standing used for place points portion of performance's score combining preseason data (when applied) to current season data  
Numbers in BLACK are both the performance's actual NCAA rank AND "scored as" rank Numbers in RED indicate actual NCAA rank does not exist or is worse than "scored as" rank Numbers in BLUE indicate actual NCAA rank is better than "scored as" rank