



USTFCCCA NCAA Division I Regional Index

2011 Outdoor, Week #1

as of 4/5/2011 11:12:01 AM

Men's 100m Dash

Great Lakes

1	Kind BUTLER	JR		Indiana	10.47	3/26
2	Shane CRAWFORD	SR		Purdue	10.49	3/26
3	Devin PIPKIN	SR		Indiana	10.63	3/26
4	Tyler SULT	SO		Indiana	10.69w	3/26
5	Nathaniel SCALES	SO		Kent State	10.70	3/25
6	Miklos SZEBENY	SR		Notre Dame	10.75w	4/2
6	Ross PARSONS	FR		Central Michigan	10.75	4/2
6	Chris KIRTZ	SR		Purdue	10.75	3/26

Mid-Atlantic

1	Jerome RUDOLPH	JR		Lafayette	10.58w	4/2
2	Chadwich BROWN	SR		Mount St. Mary's	10.78	3/18
3	Emmanuel FREELAND	SR		Temple	10.83	3/31
4	Charles GLADMAN	SR		Robert Morris	10.84w	3/18
5	Marques WALLACE	SR		St. Peter's	10.86w	3/18
6	Marcus WALLACE	SO		UMES	10.87	4/1
7	Mason SMITH	FR		Penn	10.89	4/2
8	Steve WERNER	JR		Rutgers	10.91	3/18
8	Tom HOPKINS	FR		Princeton	10.91	4/2
8	Tochi ODOCHA	SR		Howard	10.91	3/18

Midwest

1	Zye BOEY	JR		Eastern Illinois	10.15w	3/31
2	Martynas JURGILAS	JR		Kansas State	10.39	3/25
3	Sean KING	JR		Minnesota	10.47	4/2
4	Andrew RILEY	JR		Illinois	10.52	4/2
5	Stanley AZIE	SR		Illinois	10.56	4/2
6	Darren PATTERSON	SR		Eastern Illinois	10.59w	3/31
7	Paul CHANEY	SR		Iowa	10.60	4/2
8	Evan PIERSON	JR		Oklahoma	10.62	3/26

Mountain

1	Gil ROBERTS	JR		Texas Tech	10.36	4/2
2	Anthony WRIGHT	SO		UTEP	10.46	4/2
3	Armahd LEWIS	SR		Utah State	10.50	4/1
4	Joe MORRIS	SO		Colorado	10.56	3/18
5	Suji ADENIYAN	SR		UTEP	10.62	4/2
6	Silas PIMENTEL	JR		Utah State	10.68	4/1
7	Taheric BRANTLEY	FR		Texas Tech	10.72w	3/26
8	Preston MYERS	FR		Southern Utah	10.80	3/25
8	Thomas TRUJILLO	JR		New Mexico	10.80	4/1
8	Miles DI SABELLA	SO		Northern Arizona	10.80	4/1

Northeast

1	Jake RACHIELE	SO		Albany	10.67	3/19
2	Chase AARONSON	JR		Cornell	10.73	3/25
3	Darius VELEZ	JR		Northeastern	10.75	3/12
4	Tristan AKONG	SO		Albany	10.76	3/19
5	Alfred MCDANIEL	SR		Army	10.78	3/19
6	Chris BAIN	FR		Cornell	10.79	3/19
7	Shamel LEWIS	JR		Syracuse	10.81	3/24
8	Connor REILLY	SO		Dartmouth	10.82	3/17
8	Quinn RYDER	FR		UMass	10.82w	4/2

South

1	Jeff DEMPS	JR		Florida	10.07	4/1
2	Harry ADAMS	JR		Auburn	10.21	4/1
2	Keenan BROCK	FR		Auburn	10.21	4/1
4	Dentarius LOCKE	FR		Tennessee	10.29	4/2
5	Terrell WILKS	SR		Florida	10.35	4/1
6	Neko FREEMAN	SO		Troy	10.38	3/17
6	Michael GRANGER	SO		Mississippi	10.38	3/26
8	Ifrish ALBERG	FR		East Tennessee Stat	10.42w	3/17

South Central

1	Prezel HARDY, JR.	FR		Texas A&M	10.21	4/2
1	Marek NIIT	SO		Arkansas	10.21	3/25
3	Gabriel MVUMVURE	SR		LSU	10.23	4/2
4	Horatio WILLIAMS	JR		LSU	10.25	4/2
4	Charles SILMON	SO		TCU	10.25	3/18
6	Cordero GRAY	SR		UT Arlington	10.26w	4/2
7	Trevante RHODES	JR		Texas	10.33	3/25
8	Dennis RICHARDSON	FR		Louisiana Tech	10.34	4/2
8	Woodrow RANDALL	JR		Baylor	10.34w	4/2

Southeast

1	Reggie DIXON	JR		Hampton	10.33	3/24
1	Keith RICKS	JR		Virginia Tech	10.33	4/1
3	Sam JORDAN	JR		Charlotte	10.37w	3/17
4	Javon YOUNG	JR		Charleston Southern	10.39	4/1
5	TJ GRAHAM	SO		NC State	10.50	3/25
6	Aaron ANDERSON	SR		Hampton	10.51	3/24
7	Ben MAJOR	SO		NC State	10.56w	3/17
8	Diego LAWRENCE	SO		Campbell	10.58	3/12

West

1	James ALAKA	SO		Washington	10.37	3/25
1	Chris MCSWAIN	JR		Arizona	10.37	4/2
3	Aaron BROWN	SO		Southern California	10.38	4/2
4	Randall CARROLL	SO		UCLA	10.43	3/25
5	Elliot TAYLOR	SO		Arizona	10.44	4/2
5	Ryan MILUS	FR		Arizona State	10.44	3/25
7	Brett BLANSHAN	SO		Washington State	10.45	4/2
8	Jordan TAYLOR	FR		CSU Bakersfield	10.50w	3/26

USTFCCCA Non-Member

Will NOT be ranked, beginning Week 2



USTFCCCA NCAA Division I Regional Index

2011 Outdoor, Week #1

as of 4/5/2011 11:12:02 AM

Men's 200m Dash

Great Lakes

1	Devin PIPKIN	SR	Indiana	21.23	3/26
2	Kyle JEFFERSON	JR	Wisconsin	21.29	3/17
3	Tyler O'BRIEN	JR	Marquette	21.39	3/18
4	Princeton BRYSON	JR	Kent State	21.60	3/25
5	Chris KIRTZ	SR	Purdue	21.69w	4/2
6	Brycen SPRATLING	FR	Eastern Michigan	21.79	4/2
7	Drew SIMMONS	FR	Wisconsin	21.85	3/17
8	Shane CRAWFORD	SR	Purdue	21.86w	4/2

Mid-Atlantic

1	Brady GEHRET	FR	Penn State	20.93	4/1
2	Emmanuel FREELAND	SR	Temple	21.49	3/31
3	Thomas KEANE-DAWES	SR	UMES	21.52	3/18
4	Calvin DASCENT	JR	Morgan State	21.53	3/18
5	Christopher HARRISON	SR	Howard	21.63	4/2
6	Marcus WALLACE	SO	UMES	21.65	3/18
6	Tom HOPKINS	FR	Princeton	21.65	3/18
8	Damian MILES	SR	UMES	21.67	3/18

Midwest

1	Zye BOEY	JR	Eastern Illinois	20.67	3/31
2	Darren PATTERSON	SR	Eastern Illinois	21.26	3/31
3	Azeez SHOGBUYI	JR	Illinois	21.37	3/26
4	Justin SMITH	JR	Tulsa	21.39w	4/2
5	Stanley AZIE	SR	Illinois	21.43	4/2
6	Cameron BOY	SO	Minnesota	21.49	4/2
7	Tre CHAMBERS	FR	Missouri	21.56w	4/1
8	Paul CHANEY	SR	Iowa	21.57	4/2

Mountain

1	Gil ROBERTS	JR	Texas Tech	20.72	4/2
2	Joe MORRIS	SO	Colorado	20.97	3/18
3	Anderson MUTEGI	SR	UTEP	21.18	3/26
4	Jeff ALLEY	SR	Utah State	21.46	3/18
5	Evan TAYLOR	SO	Northern Colorado	21.50	3/25
6	Armahd LEWIS	SR	Utah State	21.61	4/1
7	Suji ADENIYAN	SR	UTEP	21.85	3/26
8	James Derek MCALLISTER	SO	BYU	21.95	3/17

Northeast

1	Marty EVANS	SR	Yale	21.37	3/18
2	Brian SMITH	SR	Buffalo	21.72	4/2
3	Matt BIESZARD	JR	Yale	21.77	3/18
4	Kareem MORRIS	FR	Albany	21.81	3/19
5	Samuel EGADU	SR	Long Island	21.86	3/19
6	Cody BOYD	JR	Cornell	21.98	3/25
7	David KENNEDY	SR	Rhode Island	22.06	4/2
7	Bruno HORTELANO-ROIG	SO	Cornell	22.06	3/25
7	Taylor CHANEY	SO	Albany	22.06	3/19

South

1	Maurice MITCHELL	JR	Florida State	20.36	4/1
2	Brandon BYRAM	SR	Florida State	20.56w	4/1
3	Terrell WILKS	SR	Florida	20.69	4/1
4	Harry ADAMS	JR	Auburn	20.74	3/26
5	Leonardo SEYMORE	SO	Florida	20.81	4/1
5	Dentarius LOCKE	FR	Tennessee	20.81	4/2
5	Jonathan JUIN	SR	Mississippi	20.81	3/26
8	Tavaris TATE	SO	Mississippi State	20.87	3/26

South Central

1	Demetrius PINDER	SR	Texas A&M	20.54	3/17
2	Horatio WILLIAMS	JR	LSU	20.67	4/2
3	Prezel HARDY, JR.	FR	Texas A&M	20.74	4/2
4	Trevante RHODES	JR	Texas	20.77w	3/25
5	Charles SILMON	SO	TCU	20.82	3/18
6	Cordero GRAY	SR	UT Arlington	20.94	3/26
7	Tran HOWELL	SR	Texas A&M	20.97	4/2
8	Tristan WALKER	SR	LSU	21.00	4/2

Southeast

1	Keith RICKS	JR	Virginia Tech	20.80	4/1
2	Marquis HOLSTON	SO	Norfolk State	20.93	4/1
3	Ben MAJOR	SO	NC State	21.00	3/17
4	Antonio SALES	SR	South Carolina	21.02	4/1
5	Javon YOUNG	JR	Charleston Southern	21.04w	4/1
6	Aaron ANDERSON	SR	Hampton	21.19w	4/1
7	Rachaunn RUFFIN	JR	George Mason	21.30	4/1
8	Mario BRISCOE	SR	East Carolina	21.39	3/18

West

1	Maxwell DYCE	SO	UCLA	20.77w	3/25
2	Bryshon NELLUM	SO	Southern California	20.81	3/5
3	Karlton ROLLE	JR	UCLA	20.97w	3/25
4	Chris MCSWAIN	JR	Arizona	20.99	4/2
5	Brett BLANSHAN	SO	Washington State	21.07	4/2
6	Randall CARROLL	SO	UCLA	21.13w	3/25
7	William HENRY	FR	Arizona State	21.15	3/18
8	Maurice MCNEAL	FR	Washington	21.23	3/25

USTFCCCA Non-Member

Will NOT be ranked, beginning Week 2



USTFCCCA NCAA Division I Regional Index

2011 Outdoor, Week #1

as of 4/5/2011 11:12:02 AM

Men's 400m Dash

Great Lakes

1	Thomas MURDAUGH	JR		Ohio State	45.81	4/2
2	Nicholas NEUMAN	JR		Michigan	47.43	3/23
3	Marvel BROOKS	SO		Ohio State	47.44	4/2
4	Drew SIMMONS	FR		Wisconsin	47.56	3/17
5	Chris VAUGHN	SO		Indiana	47.65	3/26
6	Patrick FEENEY	FR		Notre Dame	47.88	3/25
7	Brycen SPRATLING	FR		Eastern Michigan	47.89	4/2
8	Eric OLIVER	FR		Michigan	48.04	3/23

Mid-Atlantic

1	Brady GEHRET	FR		Penn State	46.88	4/1
2	Russell DINKINS	SO		Princeton	46.95	3/18
3	Mike EDDY	SR		Princeton	47.26	3/18
4	Thomas KEANE-DAWES	SR		UMES	47.43	4/1
5	Christopher HARRISON	SR		Howard	47.54	3/18
6	Ryan CARTER	SO		Delaware State	48.05	4/1
7	Brian ROSENTHAL	JR		Penn	48.15	3/18
8	Louis GIBILISCO	JR		Mount St. Mary's	48.38	3/18

Midwest

1	Steven WILLEY	SR		Iowa	46.54	4/2
2	Kyle CLEMONS	SO		Kansas	46.62	4/2
3	Jeffery GIBSON	SO		Oral Roberts	47.18	4/2
4	Keron TOUSSAINT	SR		Kansas	47.22	4/2
5	Luke LEISCHNER	JR		South Dakota State	47.37	4/1
6	Kevin BRADLEY	SO		Minnesota	47.50	4/2
7	Chris BARTON	SR		Iowa	47.93	4/2
8	Kurt PAULY	FR		Nebraska	47.99	4/2
8	John HOLTON	SO		Minnesota	47.99	3/18

Mountain

1	LaToy WILLIAMS	SR		Texas Tech	46.78	3/18
2	Bryce BROWN	SR		Texas Tech	47.24	3/26
3	Anderson MUTEGI	SR		UTEP	47.25	4/2
4	Adel AL NASSER	FR		Northern Arizona	47.36	3/18
5	Curtis KOCK	JR		UTEP	47.41	4/2
6	Skylar BURNINGHAM	FR		Utah Valley	48.13	4/1
7	James Derek MCALLISTER	SO		BYU	48.24	3/25
8	Robert Seth MONSON	FR		Colorado State	48.31	4/2

Northeast

1	Tewado LATTY	JR		Boston University	47.77	4/1
2	Michael HUTCHINS	JR		Army	47.85	4/2
3	Marty EVANS	SR		Yale	48.40	3/18
4	John DINGUS	JR		Harvard	48.51	3/16
5	Sean ATKINSON	SO		Fordham	48.91	3/25
6	Cody BOYD	JR		Cornell	48.99	3/25
7	Warren LANE	SR		Hartford	49.02	3/31
8	Anthony DAVIDSON	SO		Rhode Island	49.16	4/2

South

1	Christian TAYLOR	JR		Florida	45.46	4/1
2	James HARRIS	FR		Mississippi State	46.34	4/1
3	Torrin LAWRENCE	JR		Georgia	46.54	4/1
4	Brandon O'CONNOR	SO		Florida State	46.58	4/1
5	Tavaris TATE	SO		Mississippi State	46.61	3/26
6	Daundre BARNABY	SO		Mississippi State	47.04	3/26
7	Antoine GUICE	JR		Jackson State	47.41	3/12
8	Emanuel MAYERS	SR		Mississippi State	47.45	3/18

South Central

1	Tabarie HENRY	SR		Texas A&M	44.83	4/2
2	Demetrius PINDER	SR		Texas A&M	45.06	4/2
3	Bryan MILLER	SR		Texas A&M	45.49	4/2
4	Caleb WILLIAMS	SO		LSU	45.61	4/2
5	Riker HYLTON	JR		LSU	46.32	4/2
6	Joey ROBERTS	JR		Texas A&M	46.42	4/2
7	Marcus BOYD	SR		Baylor	46.51	3/25
8	Mychal DUNGEY	SR		TCU	46.59	4/2

Southeast

1	Charles COX	SR		North Carolina	46.28	3/25
2	Clayton PARROS	SO		North Carolina	46.39	3/25
3	Marquis HOLSTON	SO		Norfolk State	46.63	3/25
4	Clayton GRAVESANDE	FR		South Carolina	46.99	4/1
5	Tyler DODDS	SR		Wake Forest	47.58	3/18
6	Brunson MILLER	SO		Citadel	47.85	3/17
7	Justin MURDOCK	JR		Clemson	47.86	3/18
8	Jarrell ELLIOTT	JR		North Carolina A&T	47.91	4/1

West

1	Josh MANCE	FR		Southern California	45.86	4/2
2	Joey HUGHES	JR		Southern California	46.04	4/2
3	William HENRY	FR		Arizona State	46.76	3/25
4	Remington BLAIR	JR		Fresno State	47.32	3/12
5	Kelsey CAESAR	JR		Arizona State	47.41	3/25
6	Allante BATTLE	JR		Arizona State	47.47	3/18
7	Brandon DAWSON	JR		Washington State	47.74	4/2
8	Brad WALL	JR		Eastern Washington	47.88	3/25

USTFCCCA Non-Member Will NOT be ranked, beginning Week 2

**2011 Outdoor, Week #1****Men's 800m Run****Great Lakes**

1	Willie BROWN	SO		Akron	1:50.91	3/25
2	Luke RUCKS	SR		Wisconsin	1:51.16	4/1
3	Jack HOWARD	SR		Notre Dame	1:51.22	3/25
4	Michael RUTHERFORD	JR		Cincinnati	1:51.48	3/25
5	Kevin LABUS	SR		Notre Dame	1:51.60	3/25
6	Tim HUCKE	FR		Wisconsin	1:52.34	4/1
7	Jared HALL	JR		Ohio State	1:52.43	3/26
8	Mitch LORENZ	JR		Notre Dame	1:52.62	3/25

Mid-Atlantic

1	Ryan FOSTER	SR		Penn State	1:47.83	4/1
2	Dontave COWSETTE	JR		Pittsburgh	1:50.49	3/31
3	Russell DINKINS	SO		Princeton	1:50.82	3/25
4	Andre THOMAS	JR		Coppin State	1:51.59	4/1
5	Mamadou NIANG	SO		Seton Hall	1:51.61	3/31
6	Theon O'CONNOR	JR		Georgetown	1:51.66	4/1
7	Michael CHRISTMAS	SR		UMBC	1:51.90	3/31
8	Samuel ELLISON	FR		Villanova	1:52.01	3/31

Midwest

1	Erik SOWINSKI	JR		Iowa	1:48.15	4/2
2	Ryan LYNN	SO		Illinois	1:49.95	4/2
3	Eric STROH	SR		North Dakota State	1:49.96	3/18
4	Sam JAMES	SR		Kansas State	1:50.25	3/17
5	Adam HAIRSTON	SR		Iowa	1:50.41	4/2
6	Moses HEPNER	SO		North Dakota State	1:50.65	3/18
7	Justin DUNCAN	SR		Tulsa	1:50.84	4/2
8	Tommy BRINN	SO		Nebraska	1:51.18	3/25

Mountain

1	Seth BUTLER	FR		Colorado State	1:49.75	4/2
2	Jason HOLT	SR		Utah State	1:50.52	4/1
3	Tyler STANLEY	SR		Air Force	1:51.05	4/1
4	Justin HEDIN	JR		BYU	1:51.40	3/25
5	James HEINER	SR		BYU	1:51.95	4/2
6	Tim ROWBERRY	JR		Utah Valley	1:51.98	4/1
7	Brian WEIRICH	SR		BYU	1:52.10	3/25
8	Mercer OWEN	JR		Utah State	1:52.80	4/1

Northeast

1	Brian HILL	SR		Harvard	1:49.96	3/31
2	Alexis TORRE-SANTIAGO	SR		Army	1:50.47	3/19
3	Christopher JONES	JR		Army	1:50.68	4/2
4	Nick WADE	SO		Cornell	1:50.80	3/19
5	Matt STEWART	SR		Columbia	1:51.47	4/2
6	Brian PAISON	JR		Harvard	1:51.54	3/31
7	Nicolas SANTOS	JR		Albany	1:51.82	3/19
8	John SCHILKOWSKI	FR		Cornell	1:51.84	3/19

South

1	Sean OBINWA	SO		Florida	1:48.44	4/1
2	Darrin GIBSON	SO		Florida State	1:50.32	3/23
3	Aaron EVANS	JR		Georgia	1:50.61	4/1
4	Shawn ROBERTS	SO		Georgia Tech	1:51.44	3/25
5	Matt MIZERECK	FR		Florida	1:51.88	3/25
6	Cameron DICKERSON	SO		North Florida	1:51.94	3/18
7	Gianni CATALANO	SR		Kennesaw State	1:52.24	4/1
8	Ford BELL	FR		Tennessee	1:52.38	4/2

South Central

1	Michael PREBLE	JR		Texas A&M	1:48.12	3/25
2	Joey ROBERTS	JR		Texas A&M	1:48.17	3/25
3	James GILREATH	SR		Baylor	1:48.92	3/25
3	Jack OBRIEN	JR		TCU	1:48.92	3/25
5	Sean ZURKO	SR		TCU	1:49.34	3/25
6	Oscar RAMIREZ	JR		Texas A&M	1:49.62	4/2
7	Doug KELLEY	JR		Houston	1:50.41	3/19
8	Sam MUTSCHLER	JR		Texas A&M	1:50.71	4/2

Southeast

1	Sharif WEBB	SR		Kentucky	1:47.19	4/1
2	Felix KITUR	SR		VMI	1:49.16	3/25
3	Wil ZAHORODNY	JR		UNC-Wilmington	1:50.15	4/1
4	Nick MCLAUGHLIN	SR		Virginia Tech	1:51.00	3/31
5	Tyler GOLDEN	JR		George Mason	1:51.76	3/31
6	Jasen TURNBULL	SR		Clemson	1:52.24	3/17
7	Aaron KAUFFMAN	SR		Charlotte	1:52.29	3/25
8	Axel MOSTRAG	SR		VCU	1:52.46	4/1

West

1	Charles JOCK	JR		UC Irvine	1:47.18	3/26
2	Ryan MARTIN	JR		UC Santa Barbara	1:47.93	3/26
3	Mason MCHENRY	JR		Arizona State	1:48.44	3/25
4	Lawi LALANG	FR		Arizona	1:48.88	4/2
5	Joe ABBOTT	JR		Washington State	1:49.16	4/2
6	Nectaly BARBOSA	SR		Arizona State	1:50.27	3/18
7	Blake SHAW	JR		Southern California	1:50.47	4/2
8	Cory PRIMM	SR		UCLA	1:51.16	4/2

USTFCCA Non-Member

Will NOT be ranked, beginning Week 2



USTFCCCA NCAA Division I Regional Index

2011 Outdoor, Week #1

as of 4/5/2011 11:12:04 AM

Men's 1500m Run

Great Lakes

1	Jeremy RAE	SO		Notre Dame	3:44.09	3/25
2	Zach MELLON	FR		Wisconsin	3:46.20	4/1
3	J.P. MALETTE	SO		Notre Dame	3:46.57	3/25
4	Rob FINNERTY	SO		Wisconsin	3:46.76	4/1
5	Zach BETH	SR		Wisconsin	3:50.41	4/1
6	Jake EDWARDS	SR		Ohio State	3:50.64	4/2
7	Josh MCALARY	SO		Michigan State	3:51.30	4/1
8	Jarod EICK	SO		Miami (Ohio)	3:51.43	3/25

Mid-Atlantic

1	Ryan FOSTER	SR		Penn State	3:45.56	3/25
2	Christian GONZALEZ	SR		Rider	3:47.86	3/31
3	Jeff BRANNIGAN	SR		American	3:49.04	3/31
4	Andrew HANKO	SR		Navy	3:50.43	4/1
5	Joe STILIN	JR		Princeton	3:50.63	4/1
6	Mark BUCKLAW	JR		Duchesne	3:50.96	3/31
7	Billy LEDDER	FR		Georgetown	3:51.17	3/31
8	Conor SULLIVAN	SR		American	3:53.37	3/31

Midwest

1	Thomas FARRELL	SO		Oklahoma State	3:45.88	4/2
2	Adam PORTER	FR		Kansas State	3:47.71	3/17
3	Johnathan STUBLASKI	SR		Oklahoma State	3:48.96	4/2
4	Kyle ENGNELL	JR		Illinois	3:49.29	4/2
5	Graham FARNSWORTH	JR		Illinois	3:49.35	4/2
6	Don WASINGER	JR		Kansas	3:49.96	4/2
7	Tom MARSHALL	SR		Tulsa	3:50.16	4/2
8	Josh MUNSCH	FR		Kansas	3:51.05	4/2

Mountain

1	Elkana ROTICH	SO		UTEP	3:44.41	3/26
2	Eric LARSON	JR		Utah State	3:46.89	4/1
3	Justice CHIRCHIR	JR		UTEP	3:47.32	4/2
4	Travis FULLER	SO		BYU	3:48.64	3/25
5	Hunter NELSON	JR		Utah State	3:48.76	4/1
6	Silas KEMBOI	SR		Texas Tech	3:50.25	4/2
7	Josh MCCABE	JR		Utah Valley	3:50.34	4/1
8	Garrett ZANS	FR		Wyoming	3:50.97	3/25
8	Tim ROWBERRY	JR		Utah Valley	3:50.97	3/4

Northeast

1	Christopher STOGSDILL	SO		Iona	3:49.78	4/1
2	Adrien DANNEMILLER	SR		Cornell	3:50.08	3/19
3	Evan WHETSELL	JR		Northeastern	3:51.17	3/12
4	Paul LAGNO	JR		Albany	3:51.35	4/1
5	Alexis TORRE-SANTIAGO	SR		Army	3:51.65	4/2
6	Andy ARNOLD	SO		Cornell	3:52.05	4/1
7	Joseph BUBNIAK	SO		Syracuse	3:52.06	3/25
8	Matt STEWART	SR		Columbia	3:52.07	4/2

South

1	Danny NEFF	SO		Georgia	3:45.68	4/1
2	Alexander SMYTH	SR		Florida State	3:46.73	4/1
3	Shawn ROBERTS	SO		Georgia Tech	3:47.19	4/1
4	Mark MENDREK-LASKE	SR		Georgia Tech	3:48.09	4/1
5	Cameron DICKERSON	SO		North Florida	3:49.83	3/23
6	Piotr WITCZAK	SR		Kennesaw State	3:50.61	4/1
7	Will PEARCE	SR		North Florida	3:51.06	4/1
8	Peter SIGILAI	SR		Tennessee	3:51.16	3/25

South Central

1	Joe WADE	JR		Lamar	3:48.35	3/25
2	Logan GONZALES	SR		Texas	3:49.27	3/25
3	Tom WADE	JR		Lamar	3:49.67	3/25
4	Thomas CATTIN-MASSON	SO		Arkansas	3:49.70	3/25
5	Omar DORIA	SR		UTPA	3:49.91	3/25
6	David ROONEY	JR		McNeese State	3:50.53	3/25
7	Patrick RUSSELL	SR		Arkansas	3:51.13	4/2
8	Kevin BURNETT	JR		Texas A&M	3:51.32	4/2

Southeast

1	Isaac PRESSON	FR		North Carolina	3:42.59	4/1
2	Jordan NEIL	SR		East Carolina	3:43.43	4/1
3	Pat SCHELLBERG	FR		North Carolina	3:46.38	4/1
4	David MOKONE	FR		Western Kentucky	3:46.89	4/1
5	Michael HAMMOND	JR		Virginia Tech	3:46.97	3/31
6	Ryan MCDERMOTT	SR		Duke	3:47.77	4/1
7	Walid BERKHEDLE	SR		VCU	3:47.94	4/1
8	William MULHERIN	JR		Virginia Tech	3:48.81	3/31

West

1	A.J. ACOSTA	SR		Oregon	3:45.20	3/25
2	Blake SHAW	JR		Southern California	3:45.60	3/25
3	Scott CRAWFORD	SR		UCLA	3:46.50	3/17
4	Trevor DUNBAR	FR		Portland	3:46.52	3/25
5	Steve SODARO	SR		California	3:47.69	3/25
6	Jonathan SEES	SR		UC Davis	3:48.25	3/25
7	Darius TERRY	JR		Arizona State	3:48.40	3/18
8	Chad HALL	JR		UC Riverside	3:49.19	3/25

USTFCCCA Non-Member

Will NOT be ranked, beginning Week 2



USTFCCCA NCAA Division I Regional Index

2011 Outdoor, Week #1

as of 4/5/2011 11:12:05 AM

Men's 5000m Run

Great Lakes

1	Ben HUBERS	JR		Indiana	13:48.35	3/25
2	Eric FINAN	JR		Cincinnati	13:54.72	3/25
3	Craig FORYS	JR		Michigan	13:59.53	3/25
4	De'Sean TURNER	JR		Indiana	14:08.16	3/25
5	Ridge ROBINSON	SR		Ohio	14:15.84	4/2
6	Callum HAWKINS	FR		Butler	14:17.57	3/25
7	Morsi RAYYAN	FR		Michigan	14:20.51	3/25
8	Tecumseh ADAMS	FR		Central Michigan	14:28.92	3/25

Mid-Atlantic

1	Mark AMIRALTY	SR		Princeton	13:45.69	3/25
2	Donn CABRAL	JR		Princeton	13:46.50	3/25
3	Chris BENDTSEN	FR		Princeton	14:04.83	3/25
4	Kyle SOLOFF	SR		Princeton	14:06.89	3/25
5	Jim SPISAK	SO		Duquesne	14:08.64	3/31
6	Keith CAPECCI	SR		Villanova	14:08.77	3/31
7	TC LUMBAR	JR		Georgetown	14:09.59	3/31
8	Cody ROME	JR		Navy	14:18.19	4/1

Midwest

1	Josh STEIN	JR		Loyola-Chicago	14:17.79	3/25
2	Max STORMS	FR		Missouri	14:19.04	3/25
3	Shane MOSKOWITZ	FR		Oklahoma State	14:27.59	3/25
4	Scott KRAPP	SR		Illinois State	14:40.98	3/31
5	Matthew MROCZYNSKI	JR		Illinois State	14:44.32	3/31
6	David OSBORN	FR		Oklahoma State	14:44.60	3/25
7	Brian HOLDMEYER	JR		Saint Louis	14:48.66	4/1
8	Stephen SAYLOR	SO		Iowa State	14:55.90	4/1

Mountain

1	Cameron LEVINS	JR		Southern Utah	13:49.82	3/11
2	Nathan OGDEN	SR		BYU	14:05.94	3/25
3	Jared WARD	FR		BYU	14:10.06	3/25
4	Greg MILLER	JR		Wyoming	14:12.11	3/25
5	Brock HAGERMAN	SR		New Mexico	14:14.55	3/25
6	Tim FRERIKS	SO		Northern Arizona	14:21.05	3/25
7	Rex SHIELD	SO		BYU	14:24.59	3/25
8	Josh MCCABE	JR		Utah Valley	14:24.71	3/25

Northeast

1	Dan CHENOWETH	SR		Harvard	13:57.61	3/31
2	Craig MURPHY	SO		Iona	14:08.40	3/31
3	Eric JENKINS	FR		Northeastern	14:09.67	3/25
4	Paul SNYDER	SO		Columbia	14:17.14	3/25
5	Robert MOLKE	SO		Syracuse	14:22.25	3/25
6	Nico COMPOSTO	SO		Columbia	14:22.44	3/25
7	Corey ROBINSON	JR		Syracuse	14:22.88	3/25
8	Dan LOWRY	JR		Brown	14:25.30	4/1

South

1	Michael FOUT	SO		Florida State	13:46.19	3/25
2	David FORRESTER	JR		Florida State	13:47.60	3/25
3	Jakub ZIVEC	FR		Florida State	14:17.97	3/25
4	Wesley RICKMAN	SO		Florida State	14:22.19	3/25
5	Emmanuel KIRWA	JR		Chattanooga	14:23.66	3/25
6	Matthew LEEDER	JR		Florida State	14:24.07	3/25
7	Chris BERRY	JR		Chattanooga	14:28.12	3/25
8	Erick KIGEN	FR		Belmont	14:31.43	3/25

South Central

1	Patrick KIMELI	SO		Texas A&M-Corpus	14:32.20	3/25
2	Johnny PURVIS	JR		Ark.-Little Rock	14:40.80	3/25
3	Michael TREJO	SR		Rice	14:42.46	3/25
4	Xavier RODRIGUEZ	JR		Stephen F. Austin	14:43.44	3/25
5	Richard CHAUTIN	SO		LSU	14:43.90	3/25
6	Albert CARDENAS	JR		UTSA	14:54.76	3/25
7	Jarrett LEBLANC	JR		McNeese State	14:55.79	3/25
8	Dennis YEATS	SR		Stephen F. Austin	14:56.73	3/25

Southeast

1	Andrew COLLEY	FR		NC State	13:56.02	3/25
2	Soufiane BOUCHIKHI	SO		Eastern Kentucky	13:58.17	3/25
3	Adam HENKEN	JR		NC State	13:58.95	3/25
4	Pat SCHELLBERG	FR		North Carolina	13:59.14	3/25
5	Shadrack KIPCHIRCHIR	SO		Western Kentucky	14:04.52	4/1
6	Isaac PRESSON	FR		North Carolina	14:09.05	3/25
7	John RANERI	FR		North Carolina	14:16.58	3/25
8	Josh HARDIN	FR		William and Mary	14:18.82	3/31

West

1	Colton TULLY-DOYLE	SR		Washington	13:47.25	3/25
2	James CAMERON	JR		Washington	13:51.83	3/25
3	Alfred KIPCHUMBA	JR		Portland	13:57.76	3/25
4	Max O'DONOGHUE-MCDONALD	JR		Washington	13:59.82	3/25
5	John SULLIVAN	SR		Stanford	14:03.58	3/25
6	Tyler STUTZMAN	FR		Stanford	14:04.80	3/25
7	Daniel GONIA	SR		Cal Poly	14:09.30	3/25
8	Nick HAPPE	FR		Arizona State	14:10.56	3/25

USTFCCCA Non-Member

Will NOT be ranked, beginning Week 2



USTFCCCA NCAA Division I Regional Index

2011 Outdoor, Week #1

as of 4/5/2011 11:12:05 AM

Men's 10000m Run

Great Lakes

1	Andrew POORE	JR		Indiana	28:48.02	3/25
2	Tommy KAUFFMANN	SR		Xavier	29:28.12	3/25
3	Eric FINAN	JR		Cincinnati	29:37.29	4/1
4	Zachary MAYHEW	SO		Indiana	29:38.42	3/25
5	Justin ROEDER	SR		Butler	29:52.41	3/25
6	Tom BOARDMAN	SR		Butler	29:52.59	3/25
7	Bobby APRILL	JR		Michigan	29:53.57	3/25
8	Dan JACKSON	SR		Notre Dame	30:01.83	3/25

Mid-Atlantic

1	Brian LEUNG	JR		Princeton	29:09.94	3/25
2	Joe BEVERIDGE	FR		La Salle	30:23.91	4/1
3	Kevin MCDONNELL	JR		Saint Joseph's	30:26.96	3/31
4	Charlie MURPHY	SR		Bucknell	30:49.37	3/31
5	Vincent COLLINS	SR		Saint Joseph's	30:56.82	3/31
6	Sean DONOHUE	SO		Rider	30:59.17	3/31
7	Thomas THOMAS	JR		Temple	31:20.43	3/31
8	Thomas PANNULLA	JR		La Salle	31:24.40	4/1

Midwest

1	Colby LOWE	JR		Oklahoma State	28:45.91	3/25
2	Michael KRSNAK	JR		South Dakota State	29:40.87	3/25
3	Ryan PRENTICE	JR		Oklahoma State	29:54.89	3/25
4	Ben MURPHY-BAUM	SR		Iowa State	29:56.51	3/25
5	Clayton CARPER	SR		Iowa State	30:08.92	3/25
6	Charlie PAUL	SO		Iowa State	30:29.57	3/25
7	Brian DENK	JR		Illinois Chicago	30:48.77	3/25
8	Don WASINGER	JR		Kansas	31:54.88	3/19

Mountain

1	Ahmed OSMAN	JR		Northern Arizona	28:57.67	3/25
2	Joe BOSSHARD	SO		Colorado	29:10.85	3/25
3	Andy WACKER	JR		Colorado	29:10.89	3/25
4	Richard MEDINA	JR		Colorado	29:14.91	3/25
5	Matt TEBO	SR		Colorado	29:30.09	3/25
6	Jeremy DRENCKHAHN	SO		Air Force	29:30.90	3/25
7	Isaiah BRAGG	FR		Air Force	31:07.73	3/25
8	Cameron FULLERTON	JR		Colorado State	33:21.17	3/25

Northeast

1	Nate EDELMAN	SR		Cornell	29:20.31	3/25
2	Tito MEDRANO	SO		Syracuse	29:22.48	3/25
3	Brendan MARTIN	JR		Columbia	29:44.55	3/25
4	Jay KOLOSEUS	SR		Syracuse	29:58.37	3/25
5	Mike MURPHY	SO		Columbia	30:01.18	3/25
6	Sean KEEFE	SO		Syracuse	30:06.94	3/25
7	Jon GAULT	SO		Dartmouth	30:11.99	4/1
8	Tom POLAND	JR		Columbia	30:12.46	3/25

South

1	Ciaran O'LIONAIRD	SR		Florida State	28:32.30	3/25
2	Michael SPOONER	SR		Tennessee	29:45.61	3/25
3	Chris BODARY	SO		Tennessee	30:00.33	3/25
4	Jaakko NIEMINEN	JR		Kennesaw State	30:13.79	3/25
5	Enock KIRUI	SO		Troy	30:27.97	3/23
6	Nabil HAMID	SO		Kennesaw State	30:32.01	3/25
7	Seth PROCTOR	JR		Florida State	30:43.59	3/25
8	Shuaib WINTERS	JR		Florida A&M	30:50.93	3/23

South Central

1	Eric FERNANDEZ	SO		Arkansas	28:48.44	3/25
2	Layne NIXON	JR		Arkansas	31:13.51	3/25
3	Charlie COX	SR		Ark.-Little Rock	31:17.26	3/18
4	Brian GIKEN	SO		Ark.-Little Rock	31:43.06	3/18
5	Markus PEARSON	SO		Ark.-Little Rock	31:43.12	3/18
6	Ivan GARCIA	JR		UTSA	32:04.61	3/25
7	Henry ROP	SR		Southeastern Louisiana	32:19.03	3/18
8	Jesus ORDAZ	SO		Texas State	32:27.03	3/25

Southeast

1	Sam CHELANGA	SR		Liberty	28:15.64	3/25
2	Neal DARMODY	JR		High Point	29:54.25	3/25
3	Kyle KLING	JR		Coastal Carolina	30:10.71	3/25
4	Ryan HOPKINS	JR		Davidson	30:14.87	3/25
5	Christopher FOLEY	FR		Virginia	30:25.14	3/31
6	Will RABY	SO		Appalachian State	30:29.38	3/25
7	Phillip BLANKENSHIP	FR		George Mason	30:51.61	3/31
8	Andrew PITTS	FR		George Mason	30:53.37	3/31

West

1	Elliott HEATH	SR		Stanford	28:47.69	3/25
2	Jake RILEY	SR		Stanford	28:54.69	3/25
3	Chris DERRICK	JR		Stanford	28:54.76	3/25
4	Danny MERCADO	SR		Oregon	29:12.00	3/25
5	Parker STINSON	FR		Oregon	29:14.35	3/25
6	Ben ENGELHARDT	SR		Arizona State	29:33.64	3/25
7	Paul ZWAMA	JR		Fresno State	29:41.92	3/25
8	Kevin HAVEL	JR		Stanford	29:43.97	3/25

USTFCCCA Non-Member

Will NOT be ranked, beginning Week 2



USTFCCCA NCAA Division I Regional Index

2011 Outdoor, Week #1

as of 4/5/2011 11:12:06 AM

Men's 110m Hurdles

Great Lakes

1	Terence SOMERVILLE	JR		Cincinnati	13.96	4/1
2	Demoye BOGLE	FR		Ohio State	14.11	4/2
3	Barron WITHERSPOON	SO		Ohio State	14.15	4/2
4	Derek DROUIN	JR		Indiana	14.31	3/26
5	Tyshawn PEOPLES	JR		Akron	14.39	3/25
5	Brandon WINTERS	FR		Purdue	14.39	3/26
7	Nicholas MCCAMPBELL	SR		Michigan	14.40	3/23
8	Josh HEMBROUGH	SR		Purdue	14.43	4/2

Mid-Atlantic

1	Ackeesm SMITH	SR		UMES	14.09	4/1
2	Tashaun HILL	SO		Pittsburgh	14.50	3/25
3	Biyerem OKENGWU	JR		Georgetown	14.54	4/1
4	Jermol DIX	SR		UMES	14.55	3/18
5	Rob ARENT	JR		Bucknell	14.58	3/31
6	David HIGHTOWER	SO		Rider	14.69	3/31
7	Adam THAYER	SR		Princeton	14.70	4/2
8	Richard SHELDON	SO		Princeton	14.71	4/2

Midwest

1	Andrew RILEY	JR		Illinois	13.61	4/2
2	Eric LUND	SR		Nebraska	13.96w	4/2
3	Lawson MONTGOMERY	JR		Wichita State	14.12w	4/2
4	Todd MCKOWN	JR		Wichita State	14.16w	4/2
5	Moritz CLEVE	SR		Kansas State	14.24	3/25
6	Jordan MULLEN	SO		Iowa	14.27	4/2
7	Miles UKAOMA	FR		Nebraska	14.32	3/18
8	Ryan TODHUNTER	SO		Minnesota	14.33	4/2

Mountain

1	Omo OSAGHAE	SR		Texas Tech	13.33	4/2
2	Shane BRATHWAITE	JR		Texas Tech	13.62	4/2
3	Brandon TUCKER	JR		Texas Tech	13.68	3/18
4	Jamele MASON	JR		Texas Tech	13.69	4/2
5	Bryce BROWN	SR		Texas Tech	14.33	3/18
6	Trevor BROWN	FR		Colorado State	14.40	3/18
7	Ryan MCDOWELL	SO		Texas Tech	14.41	4/2
8	Jonevan DISIMONE	SR		Weber State	14.54	3/4

Northeast

1	Domonick SYLVE	SR		Army	13.84w	3/19
2	Andrew OMOREGIE	SR		Buffalo	14.56	3/18
3	Jamal NORWARD	SR		Buffalo	14.63	3/18
4	James REED	SO		Maine	14.65	3/11
5	Wayne SEATON	SO		Rhode Island	14.67	4/2
6	Tyler COTTO	SR		UMass	14.78w	4/2
7	Nick HUBER	JR		Cornell	14.81	3/19
8	Kyler MARTIN	SO		Army	14.98w	3/25

South

1	Robert JACKSON	JR		Memphis	14.02	3/25
2	David ARISTIL	JR		USF	14.08	3/11
3	Kendall PARKS	JR		Kennesaw State	14.10	3/25
4	Tremaine GRANT	SO		Florida State	14.12	3/4
4	Devon HILL	JR		Miami (Fla.)	14.12	4/1
6	Kemar CLARKE	JR		Bethune-Cookman	14.20w	3/19
7	Eric CRAY	SR		Bethune-Cookman	14.22	3/4
8	Eddie LOVETT	FR		Florida	14.26	4/1

South Central

1	Keiron STEWART	SO		Texas	13.44	3/25
2	Barrett NUGENT	JR		LSU	13.58	4/2
3	Keyunta HAYES	FR		UTSA	13.88	4/1
4	Wayne DAVIS II	FR		Texas A&M	13.89	3/25
5	Jordan PITTS	SR		TCU	13.99	3/18
6	Jake WOHLFORD	FR		Texas	14.03	3/25
7	Nick MCCLOUD	JR		Stephen F. Austin	14.05	3/25
8	Billy Ray WALKER	SR		Louisiana Tech	14.11	4/2

Southeast

1	Aramis MASSENBURG	JR		Norfolk State	14.12	3/18
2	Lavell HANDY	JR		George Mason	14.17	3/17
3	Keary SIMMS	SR		Winthrop	14.18	3/24
4	Adoniss JONES	SR		Campbell	14.19	3/4
5	Keith NKUMAH	SO		Norfolk State	14.21	3/18
5	Spencer ADAMS	SO		Clemson	14.21	3/18
7	Miller MOSS	SR		Clemson	14.26	4/1
8	Chris DOBBINS	FR		Radford	14.41	3/24

West

1	Ray STEWART	JR		California	13.66	3/25
1	Brendan AMES	SR		Southern California	13.66	3/19
3	Ronald BROOKINS	SR		Sacramento State	13.77	3/26
4	Jeshua ANDERSON	SR		Washington State	13.86	4/2
5	Oscar SPURLOCK	SR		Southern California	13.93	4/2
6	David KLECH	SR		Oregon	14.05	3/25
7	Eric HERSEY	JR		Oregon	14.20	3/25
8	Nimrod PIGGEE	SR		Long Beach State	14.31	3/26

USTFCCCA Non-Member

Will NOT be ranked, beginning Week 2



USTFCCCA NCAA Division I Regional Index

2011 Outdoor, Week #1

as of 4/5/2011 11:12:07 AM

Men's 400m Hurdles

Great Lakes

1	Marcus BROOKS	SO		Ohio State	51.59	4/2
2	Ali ARASTU	FR		Michigan	52.13	3/23
3	Patrick PLANK	JR		Wisconsin	52.23	3/17
4	KC LACROSS	SR		Akron	53.04	3/25
5	Demoye BOGLE	FR		Ohio State	53.47	4/2
6	Maurice LYKE	FR		Indiana State	53.55	3/31
6	Parker SCOTT	FR		Central Michigan	53.55	3/25
8	Aaron ROBERTS	SR		Ohio State	53.81	4/2

Mid-Atlantic

1	Leslie MURRAY	JR		Delaware State	50.62	4/1
2	Toby ULM	JR		Georgetown	51.78	4/1
3	Andre WALSH	SO		UMES	51.84	4/1
4	Jibri VICTORIAN	SO		Coppin State	52.07	4/1
5	Nicoy HINES	SO		Villanova	52.36	3/31
6	Trey CHARLES	JR		Morgan State	52.41	4/1
7	Tim CAREY	SO		Penn	52.44	4/2
8	Jermaine LOWERY	JR		Pittsburgh	52.57	3/31

Midwest

1	Eric LUND	SR		Nebraska	50.98	4/2
2	Adam DAILEY	SR		Nebraska	51.59	4/2
3	Ethan HOLMES	SO		Iowa	51.85	4/2
4	Patrick TORTORICI	SR		Eastern Illinois	52.13	3/31
5	D'Juan RICHARDSON	JR		Iowa	52.74	4/2
6	Jon DEGRAVE	JR		Drake	52.75	4/2
6	William LINDSEY	FR		SIU Edwardsville	52.75	3/31
8	Chris DAVIS	SR		Missouri	52.90	4/1

Mountain

1	Jamele MASON	JR		Texas Tech	49.41	4/2
2	Bryce BROWN	SR		Texas Tech	49.50	4/2
3	Shane BRATHWAITE	JR		Texas Tech	52.27	4/2
4	Adel AL NASSER	FR		Northern Arizona	52.41	4/1
5	Mark CARLSON	FR		BYU	52.99	4/2
6	Sean ADAMS	SO		BYU	53.01	3/17
7	Charles LEWIS	FR		New Mexico	53.28	4/1
8	Andrew GRAHAM	SR		Utah Valley	53.55	3/4

Northeast

1	Alie BEAUVAIS	SR		Albany	51.87	4/1
2	Brian FREITAS	JR		Cornell	52.32	3/19
3	William COLE	SO		Buffalo	53.34	3/18
4	Jonathan HALL	SR		Northeastern	53.55	3/12
5	Cody LOVE	FR		Columbia	53.61	4/2
6	Stephen VITALE	FR		Boston University	53.63	4/1
7	Taylor KENSY	JR		Army	53.67	4/2
8	Chris WHYTE	SO		Connecticut	54.03	4/2

South

1	Carson BLANKS	JR		Mississippi	50.70	4/1
2	Lee MOORE	SR		Mississippi	50.81	4/1
3	Lino REYES	SR		Alcorn State	51.65	3/24
4	Phillip ADAMS	JR		Georgia	51.75	4/1
5	Tremaine GRANT	SO		Florida State	51.90	4/1
6	Terry BENSON	JR		Tennessee	52.14	4/2
7	Richard LOWE	SR		Memphis	52.24	3/18
8	Dwayne EXTOL	FR		Alabama	52.78	3/24

South Central

1	Gabriel EL HANBLI	FR		Baylor	50.83	3/18
2	Jason PEREZ	SR		Houston	52.05	3/25
3	Keiron STEWART	SO		Texas	52.12	3/25
4	Jay NEWMAN	SR		Sam Houston State	52.18	3/25
5	Steven WHITE	SO		North Texas	52.43	3/26
6	Seth MABRY	JR		Texas A&M	52.58	4/2
7	Jordan PITTS	SR		TCU	52.93	3/25
8	Andrew PENNINGTON	JR		Arkansas	53.18	4/2

Southeast

1	Reynaldo RADLIN	SO		North Carolina	52.02	3/18
2	Cordell LIVINGSTON	SO		Western Carolina	52.17	4/1
3	Keith HAYES	JR		Kentucky	52.41	4/1
4	Keith NKUMAH	SO		Norfolk State	52.61	4/1
5	Taylor COURTNEY	SO		Liberty	52.67	3/17
6	Jordan RISPRESS	SO		Clemson	52.86	4/1
7	Sean LUNKENHEIMER	SO		Wake Forest	52.90	4/1
8	Chris MCINTOSH	SR		William and Mary	52.99	3/18

West

1	Jeshua ANDERSON	SR		Washington State	49.33	4/2
2	Thomas PHILLIPS	SR		UC Davis	50.52	3/26
3	Reggie WYATT	SO		Southern California	50.53	3/19
4	J HOPKINS	JR		Washington State	51.23	4/2
4	Sam JETER	SR		Long Beach State	51.23	3/26
6	Christopher LAWSON	JR		Long Beach State	51.70	3/26
7	Brian LAW	JR		UCLA	51.95	3/25
8	Sean FERRERA	JR		UC Riverside	52.25	3/5

USTFCCCA Non-Member

Will NOT be ranked, beginning Week 2

**2011 Outdoor, Week #1****Men's 3000m Steeplechase****Great Lakes**

1	Kiplangat TISIA	JR	Kent State	9:07.60	3/25
2	Robbie FISHER	SR	Miami (Ohio)	9:12.15	4/1
3	Blake JOHNSON	JR	Marquette	9:14.11	4/1
4	Andy WEATHERFORD	JR	Indiana	9:14.89	3/26
5	Kelly LYNCH	JR	Notre Dame	9:17.91	3/25
6	Joe MILLER	JR	Notre Dame	9:18.98	3/25
7	Zach ORNELAS	SO	Michigan	9:19.94	3/23
8	David BARRY	SR	Cincinnati	9:25.28	3/19

Mid-Atlantic

1	Donn CABRAL	JR	Princeton	8:54.55	4/1
2	Travis MAHONEY	JR	Temple	9:00.68	3/31
3	Trevor VAN ACKEREN	JR	Princeton	9:01.47	4/1
4	Evans KOSGEI	JR	Lehigh	9:05.77	4/1
5	Mike SOROKO	JR	Rider	9:09.00	3/31
6	Dean BLACK	SO	Navy	9:11.94	4/1
7	Mustapha HABBANI	JR	UMES	9:12.30	4/1
8	Jonathan MAZZIO	SO	Saint Joseph's	9:28.09	3/31

Midwest

1	Chris DESILVA	JR	Illinois	8:57.51	4/2
2	Taylor MONAGHAN	SO	Oklahoma State	9:02.51	3/25
3	Marius SAVA	SR	Wichita State	9:08.77	3/25
4	Greg VOLLMER	JR	South Dakota State	9:10.53	4/1
5	Robert SORRELL	SR	Oklahoma	9:11.11	3/25
6	Isaac CHELIMO	FR	Iowa State	9:23.11	3/25
7	Kyle ENGNELL	JR	Illinois	9:23.31	3/26
8	Lucas CHERRY	SO	Southern Illinois	9:27.99	4/1

Mountain

1	Brett HALES	SR	Weber State	8:49.52	3/25
2	Alex WILLIS	SR	New Mexico	8:59.85	3/25
3	Jake KEYSER	SR	Colorado State	9:00.07	3/25
4	Jacob COSBY	SO	BYU	9:01.22	3/25
5	Garrett ZANS	FR	Wyoming	9:01.37	4/1
6	Ryan DAVIS	SR	Idaho State	9:05.08	3/25
7	Daniel HOWELL	SR	Utah State	9:05.70	4/1
8	Josh ADAMS	JR	BYU	9:07.85	3/25

Northeast

1	Nathan RICHARDS	JR	Yale	9:04.76	4/1
2	Scott JOHNSON	JR	Connecticut	9:09.45	4/2
3	Sean DUNCAN	SR	UMass	9:12.08	4/1
4	Barrett LEHARDY	JR	Army	9:16.30	4/2
5	Arquimedes DELACRUZ	SO	Marist	9:17.36	4/1
6	Ethan CLARY	SO	Albany	9:18.63	3/25
7	Matt BOGDAN	SR	Yale	9:22.05	4/1
8	Adam QUINN	SR	Binghamton	9:22.24	4/1

South

1	Matt CLEAVER	JR	Georgia	8:45.76	4/1
2	Martin KIRUI	SR	Mississippi	9:01.08	4/1
3	Blaise CARIE	SR	Samford	9:03.90	4/1
4	Joe FULTON	SR	Georgia Tech	9:12.27	4/1
5	Michael SPOONER	SR	Tennessee	9:15.65	4/2
6	Niklas BUHNER	FR	Auburn	9:17.71	4/1
7	Daniel TOBIN	FR	Tennessee	9:22.70	4/2
8	Benjamin RONOHO	SR	East Tennessee Stat	9:24.84	3/17

South Central

1	Stephen CURRY	SO	Texas A&M	9:10.56	4/2
2	Dylan WILLIAMS	FR	Texas A&M	9:16.27	4/2
3	Wesley RUTTOH	JR	Houston	9:16.64	3/25
4	Daniel MUTAI	SO	ULM	9:19.23	4/2
5	Tom WADE	JR	Lamar	9:24.05	3/12
6	Joe WADE	JR	Lamar	9:24.35	3/12
7	Harmon MCCLANAHAN	JR	Stephen F. Austin	9:25.88	3/25
8	Austin ROTH	FR	Texas	9:26.34	3/25

Southeast

1	Andrew BENFORD	SR	Richmond	8:56.87	3/25
2	Jacob SMITH	SO	High Point	9:00.56	3/25
3	Luis ORTA	JR	Kentucky	9:01.54	4/1
4	Alex DEIR	FR	North Carolina	9:10.30	4/1
5	Ole HESSELBJERG	FR	Eastern Kentucky	9:11.67	3/25
6	Andrew MEARNS	SR	Virginia	9:12.15	3/31
7	Ty MCCORMACK	FR	Clemson	9:13.43	4/1
8	Joey THOMPSON	JR	UNCG	9:15.73	3/25

West

1	Brian MACARTHUR	SR	Arizona	8:59.12	3/25
2	Jared BASSETT	SO	Portland	9:00.36	3/25
3	David MCDONALD	SO	UCLA	9:07.78	4/2
4	Will MARQUARDT	JR	San Francisco	9:13.95	3/25
5	Greg DROSKY	JR	Washington	9:15.35	3/25
6	Andy BURICH	SR	UC Irvine	9:16.87	3/12
7	Andrew GONZALES	FR	Washington State	9:21.27	3/19
8	Anthony MASCI	JR	UC Santa Barbara	9:21.81	3/26

USTFCCA Non-Member

Will NOT be ranked, beginning Week 2



USTFCCCA NCAA Division I Regional Index

2011 Outdoor, Week #1

as of 4/5/2011 11:12:08 AM

Men's 4x100m Relay

Great Lakes

1	Sult, Butler, Vaughn, Pipkin	Indiana	39.84	3/26
2	Kirtz, Hembrough, Virgil, Crawford	Purdue	40.71	3/26
3	Scott, Allen, Saunders, Spratling	Eastern Michigan	41.11	4/2
4	Ferguson, Peoples, Fahie, Watson	Akron	41.50	3/25
5	Buchanon, Szebeny, Feeney, Hitchler	Notre Dame	41.79	4/2
6	Smith, Piraino, Roberts, Stull	Indiana State	41.88	3/31
7	Ashcraft, Parsons, Knaus, Powell	Central Michigan	42.10	3/25
8	Eddie, Spallinger, Mitchell, Rees	Miami (Ohio)	42.18	3/25

Mid-Atlantic

1	Smith, Powell, Nubret, Wallace	UMES	41.04	4/1
2	Dryden, Pensyl, McGee, Freeland	Temple	41.47	3/31
3	Hill, Foley, Donnelly, Smith	Penn	41.60	4/2
4	DiPietro, DeRosa, Hepp, Rudolph	Lafayette	41.74	3/17
5	Currie, Charles, Whyte, Dascent	Morgan State	41.78	3/18
6	Okengwu, Hunter, Suber, Tobias	Georgetown	41.82	4/1
7	Riley, Hicks, Woods, Bell	Bucknell	42.05	3/31
8	Roy, Green, Morton, Gladman	Robert Morris	42.09	3/18

Midwest

1	Riley, Shogbuyi, Zinzer, Azie	Illinois	40.19	4/2
2	Coniglio, Silkauskas, Marshall, Jurgilas	Kansas State	40.45	3/25
3	Mincy, Sayon, Richards, Chaney	Iowa	40.53	4/2
4	Hughes, Chambers, Scott, Pickernel	Missouri	41.29	4/1
4	Blount, Burrus, Clement, Kerswill	South Dakota	41.29	3/18
6	Smart, Jackson, Duchscherer, Dhein	North Dakota State	41.33	3/18
6	Thompson, Gordon, Blackwood, Sheppard	Nebraska	41.33	4/2
8	Bahner, Slupkowski, Young, Zerr	Wichita State	41.41	4/2

Mountain

1	Adeniyani, Muteji, Dillihunt, Wright	UTEP	40.64	4/2
2	Pimentel, Lewis, Alley, Hunt	Utah State	41.13	4/1
3	Heck, Bell, Hughes, Di Sabella	Northern Arizona	41.49	4/1
4	Ghormley, Magnusson, Harper, Powell	BYU	41.82	3/17
5	Fox, Joseph, Murphy, Dias	Colorado State	41.91	4/2
6	Kidd, Short, Valdez, Taylor	Northern Colorado	42.10	4/2
7	Frimpong, Brydson, Burningham, Clarke	Utah Valley	42.64	3/4
8	Danns, Owens, Segota, Parker	Montana	42.84	4/1

Northeast

1	Bain, Adarquah-Yiadon, Aaronson, Hortelano-Roig	Cornell	40.82	3/19
2	Williams Jr., Morris, Rachiele, Akong	Albany	40.91	4/1
3	Latty, Senick, Edwards, Page	Boston University	41.37	4/1
4	Sylve, McDaniel, Michels, Hutchins	Army	41.83	3/19
5	Haupt, Ross, Askew, Arnett	Binghamton	41.93	4/2
6	Bell, Alexis, Archie, Davis	Buffalo	42.06	3/18
7	Molina, Evans, Stanley, Bieszard	Yale	42.16	4/2
8	Weinstock, Howland, Spooner, Mazerik	Brown	42.21	4/2

South

1	Ambler, Makusha, Mitchell, Byram	Florida State	38.87	4/1
2	Lovett, Seymore, Wilks, Demps	Florida	38.91	4/1
3	Cherry, Harris, Hendricks, Tate	Mississippi State	39.70	4/1
4	Fly, Adams, Porter, Brock	Auburn	40.17	4/1
5	Juin, Locke, Nelvis, Grace	Tennessee	40.21	4/2
6	Oliver, Juin, Lee, Granger	Mississippi	40.31	3/26
7	Freeman, McLeod, McGhee, Arukwe	Troy	40.36	3/11
8	Maynard, Adams, Harris, Storey	Georgia	40.87	3/26











USTFCCA NCAA Division I Regional Index

2011 Outdoor, Week #1









as of 4/5/2011 11:12:08 AM

Men's 4x100m Relay


South Central

1	Nugent, Williams, Talley, Mvumvure	 LSU	38.87	3/25
2	Howell, Phiri, Bryan, Hardy, Jr.	 Texas A&M	39.11	4/2
3	Cross, Braddy, Butler, Niit	 Arkansas	39.57	4/2
4	Stoneham, Barnes, Dungey, Silmon	 TCU	39.62	4/2
5	Boyd, Prevost, Randall, Thompson	 Baylor	39.79	3/25
6	Pettis, Gray, Vaughan, Mungwari	 UT Arlington	39.98	3/25
7	Williams, Rhodes, Goodwin, Monroe	 Texas	40.02	3/25
8	Richardson, Stewart, Goree, Hadnot	 Louisiana Tech	40.21	4/2

Southeast

1	Gravesande, Sales, Royster, Maxwell	 South Carolina	40.09	4/1
2	Williams, Hancock, Elliott, Womack	 North Carolina A&T	40.10	4/1
3	Vaughn, Ruffin, Baker-Johnson, Vaughn	 George Mason	40.21	4/1
4	Wilson, Ricks, Wesh, Amegashie	 Virginia Tech	40.58	4/1
5	Young, Johnson, Allen, Spreads	 Charleston Southern	40.64	4/1
6	Nowell, Law, Osborne, Jordan	 Charlotte	40.66	4/1
7	Adams, Murdock, Jackson, Fraser	 Clemson	40.68	4/1
8	Lawrence, Lewis, Hunt, Gyasi	 East Carolina	41.03	3/18

West

1	Frasier, Rolle, Dyce, Carroll	 UCLA	39.78	3/25
2	Milus, Henry, Caesar, Battle	 Arizona State	40.18	3/18
3	Blanshan, Washington, Dawson, Johnson	 Washington State	40.62	4/2
4	Jordan, Miller, Borthwick, Houston	 Cal Poly	40.66	3/12
5	Egbe, Brown, Abram, Hughes	 Southern California	40.85	4/2
6	Warren, Berry, Harper, Butcher	 Oregon	41.04	3/19
7	Horsley, Reid, Rucker, Woodham	 Cal State Northridge	41.06	3/26
8	McNeal, Alaka, Dunn, Hamilton	 Washington	41.33	3/25

USTFCCA Non-Member Will NOT be ranked, beginning Week 2



USTFCCCA NCAA Division I Regional Index

2011 Outdoor, Week #1

as of 4/5/2011 11:12:08 AM

Men's 4x400m Relay

Great Lakes

1	Murdaugh, Roberts, Smith, Brooks	Ohio State	3:07.73	3/26
2	Moffett, Walker, Greening, Bailey	Kent State	3:13.72	3/25
3	Sult, Vaughn, Moore, Hindes	Indiana	3:15.36	3/26
4	Mitchell, Van Cura, Hicks, Norman	Cincinnati	3:15.58	3/19
5	Hitchler, Dougherty, Brown, Feeney	Notre Dame	3:16.53	4/2
6	Raffin, Lefler, Smalley, Hanna	Detroit	3:17.85	3/31
7	Ashcraft, Holman, Thomas, Parsons	Central Michigan	3:19.12	4/2
8	Stengel, Schmitz, Avant, Winter	Marquette	3:20.71	3/18

Mid-Atlantic

1	Nadolsky, Williams, Loxsom, Gehret	Penn State	3:07.19	4/1
2	Brown, Carter, Murray, Devore	Delaware State	3:07.41	4/1
3	Dascent, Charles, Higgs, Whyte	Morgan State	3:08.97	4/1
4	Victorian, Lawrence, Bennett, Spence	Coppin State	3:11.21	4/1
5	Hines, Ellison, Kearney, Bowers	Villanova	3:12.27	3/31
6	Murray, O'Toole, Steele, Lowery	Pittsburgh	3:14.11	3/17
7	Donnelly, Keels, Carey, Rosenthal	Penn	3:15.11	3/18
8	Smith, Arcarola, Barbalinardo, Sabre	Saint Joseph's	3:15.64	3/31

Midwest

1	Roberts, Williams, Chafausipo, Gibson	Oral Roberts	3:07.71	4/2
2	Willey, Holmes, Sowinski, Barton	Iowa	3:10.17	4/2
3	Bradley, Holton, Fagbemi, Capek	Minnesota	3:11.49	4/2
4	Davis, Hughes, Fogarty, Bounds	Missouri	3:12.81	4/1
5	Marx, Clemons, Manley, Toussaint	Kansas	3:12.93	3/19
6	Garnett, Sandvig, Warner, Bales	Iowa State	3:13.71	4/1
7	Daniel, Haab, Lynn, Zebe	Illinois	3:14.12	4/2
8	Hartnett, Hanning, Truman, Lindsey	Wichita State	3:16.65	4/2

Mountain

1	Roberts, Plinario, Brown, Mason	Texas Tech	3:08.58	3/26
2	Adeniyani, Mutegei, Garcia, Kock	UTEP	3:08.69	4/2
3	Engel, Delgado, Smith, Severino	Air Force	3:14.05	3/25
4	Bell, Heck, Hughes, Johnson	Northern Arizona	3:14.23	4/1
5	Hart, McAllister, Carlson, Adams	BYU	3:14.32	3/17
6	Trujillo, Montoya, Campbell, Lewis	New Mexico	3:14.96	4/1
7	Harper, Larson, Schneider, Short	Northern Colorado	3:17.84	4/2
8	Monson, Fox, Butler, Joseph	Colorado State	3:18.36	4/2

Northeast

1	Vitale, Latty, Page, Senick	Boston University	3:12.12	4/1
2	Rowell, Santana, Abara, Beauvais	Albany	3:13.43	3/19
3	Richards, Egadu, Barnes, Boyd	Long Island	3:15.25	3/31
4	Tait, Boyd, Thomas, Freitas	Cornell	3:15.58	3/19
5	Kensy, Cayton, Smith, Hutchins	Army	3:16.76	4/2
6	Hall, Collins, Whetsell, Shapiro	Northeastern	3:18.34	3/23
7	Edmonds, Rutt, Whyte, Bennatan	Connecticut	3:18.60	4/2
8	Love, Kovelczyk, Miner, McFann	Columbia	3:19.67	4/2

South

1	Harris, Wilder, Barnaby, Tate	Mississippi State	3:05.24	3/26
2	Oliver, Blanks, Bush, Moore	Mississippi	3:08.36	4/1
3	Carter, Bacchus, Palmer, Akwu	Middle Tennessee	3:11.25	4/1
4	Nelvis, Tucker, Dailey, Benson	Tennessee	3:11.49	3/25
5	Guice, Senegal, Brady, Lowe	Jackson State	3:11.98	3/25
6	Adams, Lawrence, Mills, Storey	Georgia	3:12.25	3/26
7	Porter, Adams, Green, Danville	Auburn	3:12.86	4/1
8	Peek, Butler, Jordan, Byrd	Alabama State	3:14.14	3/12




USTFCCCA NCAA Division I Regional Index

2011 Outdoor, Week #1

as of 4/5/2011 11:12:09 AM

Men's 4x400m Relay









South Central

1	Roberts, Henry, Miller, Pinder	 Texas A&M	3:02.21	4/2
2	Simmons, Alleyne-Forte, Hylton, Williams	 LSU	3:03.33	4/2
3	Hewitt, Prevost, Gilreath, Boyd	 Baylor	3:05.49	3/25
4	Collins, Pitts, Zurko, Love	 TCU	3:09.19	3/18
5	Flowers, Pyron, White, Collins	 North Texas	3:09.62	3/18
6	Hawkins, Stafford, Sammons, Brown	 Stephen F. Austin	3:09.78	3/25
7	Batts, Walker, Charles, Green	 Northwestern State	3:09.82	4/2
8	Martinez, Helaire, Jones, Hayes	 Sam Houston State	3:10.17	3/25

Southeast

1	Verburg, Bullard, Vaughn, Empty	 George Mason	3:06.47	4/1
2	Gravesande, Carter, Sales, Anderson	 South Carolina	3:07.53	4/1
3	Murdock, Moss, Jackson, Rispress	 Clemson	3:08.33	4/1
4	Radlin, Parros, Hardesty, Cox	 North Carolina	3:08.52	4/1
5	Moon, Holston, Nkrumah, Brown	 Norfolk State	3:10.06	4/1
6	Tribble, Hairston, Tucker, Davis	 Western Carolina	3:10.89	4/1
7	Kushimo, Miller, Hayes, Webb	 Kentucky	3:11.50	4/1
8	Briscoe, Sykes, Campbell, Richardson	 East Carolina	3:11.73	4/1

West

1	Mance, Hughes, Wyatt, Walker	 Southern California	3:09.23	3/19
2	Dawson, Abbott, Sealby, Anderson	 Washington State	3:10.07	4/2
3	Berry, Thompson, Harper, Klech	 Oregon	3:10.48	3/25
4	Go, Martin, Pinon, Scott	 UC Santa Barbara	3:12.36	3/12
5	Alaka, Rucker, Dunn, McNeal	 Washington	3:12.89	3/25
6	Law, Rolle, Dyce, Klarer	 UCLA	3:13.16	4/2
7	Healy, Barbosa, Giurdanella, McHenry	 Arizona State	3:13.41	3/18
8	Adams, Ferrera, Guenther, Rideaux	 UC Riverside	3:13.46	3/12

USTFCCCA Non-Member Will NOT be ranked, beginning Week 2



USTFCCCA NCAA Division I Regional Index

2011 Outdoor, Week #1

as of 4/5/2011 11:12:09 AM

Men's High Jump

Great Lakes

1	Derek DROUIN	JR		Indiana	2.23m	7-3¼	3/26
2	Major CLAY	JR		Indiana State	2.14m	7-¼	3/25
3	Cliff MILLER	JR		Michigan State	2.10m	6-10¼	4/1
3	Michael MCCALL	SR		Akron	2.10m	6-10¼	4/1
3	Kurt SCHNEIDER	SO		Michigan State	2.10m	6-10¼	4/1
6	Geoff DAVIS	SO		Purdue	2.08m	6-9¼	3/26
6	Darius KING	FR		Indiana	2.08m	6-9¼	3/26
8	Doug ONUSCHECK	JR		Notre Dame	2.05m	6-8¼	3/25
8	David SERRANO	SR		Miami (Ohio)	2.05m	6-8¼	3/25
8	Jakob LEON	SO		Akron	2.05m	6-8¼	4/1
8	Dean WOOD	JR		Kent State	2.05m	6-8¼	4/1

Mid-Atlantic

1	Maalik REYNOLDS	FR		Penn	2.23m	7-3¼	4/2
1	Dwight BARBIASZ	JR		Maryland	2.23m	7-3¼	4/1
3	Jon HILL	SO		Maryland	2.15m	7-½	4/1
4	Brandon BASKERVILLE	SO		Coppin State	2.10m	6-10¼	4/1
4	Adam BERGO	JR		Rutgers	2.10m	6-10¼	3/18
6	Bryson HARTZLER	SR		Penn State	2.05m	6-8¼	4/1
6	Jon HENDERSHOT	FR		Penn State	2.05m	6-8¼	4/1
8	Patrick CIEZ	FR		Lehigh	2.04m	6-8¼	4/2

Midwest

1	Erik KYNARD	SO		Kansas State	2.28m	7-5¼	3/17
2	Paul HAMILTON	SR		Nebraska	2.15m	7-½	4/2
3	Brandon SHEPPARD	SR		Nebraska	2.11m	6-11	4/2
4	Ben JASINSKI	SR		South Dakota State	2.10m	6-10¼	3/25
5	Taylor BUCK	FR		Oklahoma State	2.06m	6-9	4/2
6	Graham VALDES	SR		Iowa	2.05m	6-8¼	4/2
6	Jared VLASTUIN	JR		South Dakota State	2.05m	6-8¼	3/25
6	Kendrick BRANCH	JR		Southern Illinois	2.05m	6-8¼	4/1
6	Derek ALDERKS	JR		Iowa State	2.05m	6-8¼	4/1
6	Matt CLAUER	JR		Minnesota	2.05m	6-8¼	4/2

Mountain

1	Clint SILCOCK	SR		Utah State	2.14m	7-¼	4/1
1	Tyler SKINNER	SO		Wyoming	2.14m	7-¼	4/2
3	Trevor HEINER	SR		BYU	2.10m	6-10¼	4/1
4	Daney NELSON	JR		Southern Utah	2.05m	6-8¼	3/4
4	Nick TAM	FR		Texas Tech	2.05m	6-8¼	4/2
6	Eric FOLLET	JR		Utah State	2.04m	6-8¼	4/1
7	Zach WOOD	SO		Air Force	2.03m	6-8	3/19
7	Dakota JOHN	FR		BYU	2.03m	6-8	4/2

Northeast

1	David FAJOYOMI	FR		St. Francis (N.Y.)	2.15m	7-½	4/1
2	Chris ARLINGHAUS	JR		Cornell	2.08m	6-9¼	3/25
3	Thomas WAGNER	JR		Army	2.05m	6-8¼	3/19
3	Noel JAMES	SO		Connecticut	2.05m	6-8¼	4/2
5	Dan SCOTT	FR		Cornell	2.03m	6-8	3/19
6	Peter BLIGH	SR		Buffalo	2.02m	6-7¼	4/2
7	Eugene KENNEDY	SR		Buffalo	2.00m	6-6¼	3/18
8	Jonathan BOGOSIAN	JR		Boston College	1.99m	6-6¼	4/2

South

1	James HARRIS	FR		Mississippi State	2.23m	7-3¼	3/26
2	Ricky ROBERTSON	SO		Mississippi	2.20m	7-2¼	4/1
3	DJ SMITH	FR		Auburn	2.18m	7-1¼	3/26
4	Marcus NORWOOD	JR		Southern Miss	2.15m	7-½	4/1
4	Marcus JACKSON	FR		Mississippi State	2.15m	7-½	3/18
6	Kenneth HOSKINS	JR		Jackson State	2.08m	6-9¼	3/25
7	Jerome MCKINZIE	SR		Kennesaw State	2.07m	6-9¼	4/1
8	Sharif HUDSON	FR		USF	2.05m	6-8¼	3/18
8	Brian KILTS	FR		USF	2.05m	6-8¼	3/4
8	Larry HENRY	SO		Troy	2.05m	6-8¼	3/23
8	Mykhail CHAMBERS	JR		Georgia Tech	2.05m	6-8¼	3/18

South Central

1	Keith BENFORD	SO		UTSA	2.18m	7-1¼	3/25
2	Tyler LEE	FR		Texas A&M	2.15m	7-½	3/25
2	Jamal WILSON	SR		Texas	2.15m	7-½	3/25
4	Kerry THOMPSON	FR		UTSA	2.13m	6-11¼	4/1
4	James ANDERSON	SR		Central Arkansas	2.13m	6-11¼	4/1
4	Cameron ALEXANDER	SO		Texas A&M	2.13m	6-11¼	4/2
7	Louis HEDGEMAN	FR		Sam Houston State	2.11m	6-11	3/19
7	Jermaine JAMISON	SR		North Texas	2.11m	6-11	3/26
7	Noah KITTELSON	FR		Arkansas	2.11m	6-11	4/2

Southeast

1	Donte NALL	SR		North Carolina	2.15m	7-½	3/25
2	Tanner ANDERSON	FR		Duke	2.12m	6-11¼	4/1
3	Darius PURCELL	JR		Appalachian State	2.11m	6-11	3/18
4	David WILKINS	SO		South Carolina	2.10m	6-10¼	4/1
4	Greg NELSON	SR		Virginia	2.10m	6-10¼	3/25
4	Dylan MOORE	SO		North Carolina	2.10m	6-10¼	4/1
7	Jacques WATSON	SR		Coastal Carolina	2.08m	6-9¼	3/5
8	Michael KRONE	FR		Duke	2.07m	6-9¼	4/1



2011 Outdoor, Week #1

Men's High Jump

West

1	Edgar RIVERA-MORALES	SO		Arizona	2.23m	7-3¼	4/2
2	Nick ROSS	SO		Arizona	2.20m	7-2½	4/2
3	Emilio HERNANDEZ	SR		Sacramento State	2.15m	7-½	3/26
4	Bryan MCBRIDE	FR		Arizona State	2.10m	6-10¼	3/25
4	Thomas JOHNSON	JR		Cal State Northridge	2.10m	6-10¼	3/12
4	Taylor HOBSON	JR		UCLA	2.10m	6-10¼	3/12
7	Mitchell HAAG	SO		UC Santa Barbara	2.09m	6-10¼	3/12
8	David KLECH	SR		Oregon	2.08m	6-9¾	3/25
8	Viktor FAJOYOMI	FR		Southern California	2.08m	6-9¾	4/2

USTFCCCA Non-Member

Will NOT be ranked, beginning Week 2



USTFCCA NCAA Division I Regional Index

2011 Outdoor, Week #1

as of 4/5/2011 11:12:11 AM

Men's Pole Vault

Great Lakes

1	Kevin SCHIPPER	JR		Notre Dame	5.20m	17-¾	3/25
2	Codi MATTIX	SO		Michigan State	5.13m	16-10	4/1
3	Japheth CATO	FR		Wisconsin	5.07m	16-7½	4/1
3	Joe WESLEY	SO		Akron	5.07m	16-7½	3/25
5	Mickey DEFILIPPO	JR		Wisconsin	5.05m	16-6¾	3/17
5	Kenny OWENS	SR		Akron	5.05m	16-6¾	4/1
5	Chris THOMAN	SR		Purdue	5.05m	16-6¾	4/2
8	Derik PETERMAN	FR		Michigan State	5.03m	16-6	4/1

Mid-Atlantic

1	David SLOVENSKI	JR		Princeton	5.30m	17-4½	3/18
2	Cameron WALKER-SHEPHARD	FR		Fairleigh Dickinson	4.90m	16-¾	3/18
3	Jason PELLETIER	JR		Penn State	4.80m	15-9	4/1
4	Derek HYNES	JR		Princeton	4.75m	15-7	3/18
4	Chris WYCKOFF	SO		Rutgers	4.75m	15-7	3/18
6	Chris SPATARO	SR		Robert Morris	4.70m	15-5	4/1
6	Shane ORDWAY	JR		Delaware	4.70m	15-5	4/2
8	Ryan KOCHERT	FR		Navy	4.60m	15-1	4/2

Midwest

1	Jack WHITT	SO		Oral Roberts	5.58m	18-3¾	4/2
2	Michael VIKEN	FR		Eastern Illinois	5.30m	17-4½	3/31
3	Ben PETERSON	SR		Minnesota	5.26m	17-3	4/2
4	Dustin GEHRKE	SO		Oral Roberts	5.25m	17-2¾	4/2
5	Jordan SCOTT	SR		Kansas	5.20m	17-¾	4/2
6	Matthew BANE	FR		Illinois	5.09m	16-8¾	4/2
7	Nate POLACEK	JR		Nebraska	5.05m	16-6¾	4/2
7	Sam KRANZ	SR		Northern Iowa	5.05m	16-6¾	4/2
7	Erik SUTTERFIELD	SO		Nebraska	5.05m	16-6¾	4/2

Mountain

1	Victor WEIRICH	SO		BYU	5.22m	17-1½	4/2
2	Chris LITTLE	SR		BYU	5.20m	17-¾	3/25
2	Tanner EMRICH	SR		BYU	5.20m	17-¾	3/17
4	Kyal MEYERS	FR		Texas Tech	5.10m	16-8¾	4/2
4	Cale SIMMONS	SO		Air Force	5.10m	16-8¾	3/19
6	Tyler BROWN	FR		BYU	5.02m	16-5½	4/2
7	Michael ARNOLD	JR		Idaho State	5.00m	16-4¾	4/1
8	Logan PFLIBSEN	FR		New Mexico	4.95m	16-2¾	3/25
8	Rob SIMMONS	SO		Air Force	4.95m	16-2¾	3/19

Northeast

1	Luke SCHOEN	SR		Albany	5.07m	16-7½	4/1
2	Brian MCGOVERN	SO		Manhattan	5.02m	16-5½	3/18
3	Nico WEILER	JR		Harvard	4.85m	15-11	3/16
4	Fedor GARIN	SO		Harvard	4.80m	15-9	4/2
5	Peter ROACH	FR		Cornell	4.65m	15-3	3/19
6	Justin HARRIS	SO		Army	4.64m	15-2¾	4/2
7	Robb QUILLER	JR		Binghamton	4.60m	15-1	4/2
8	Brian DALY	JR		Northeastern	4.50m	14-9	3/12
8	Sean GIL	SR		Harvard	4.50m	14-9	3/16

South

1	Michael SEAMAN	JR		Samford	5.20m	17-¾	4/1
1	Joe BERRY	JR		Tennessee	5.20m	17-¾	4/2
1	Andrew LAHAYE	SO		Florida State	5.20m	17-¾	3/4
4	Eric FORAN	SR		Florida	5.17m	16-11½	4/1
5	Karlis PUJATS	JR		Memphis	5.06m	16-7¾	4/1
6	Aaron UNTERBERGER	SO		Georgia Tech	5.05m	16-6¾	4/1
6	Owen WAGONER	FR		Samford	5.05m	16-6¾	4/1
8	Max LANG	SO		Florida	4.97m	16-3½	4/1
8	John SMITH	JR		Georgia	4.97m	16-3½	4/1

South Central

1	Marcus MCGEHEE	SR		LSU	5.30m	17-4½	3/25
2	Alex BENTLEY	SR		Houston	5.25m	17-2¾	4/1
3	Kenny GREAVES	SR		Texas	5.15m	16-10¾	3/25
4	Thomas REINECKE	SO		LSU	5.09m	16-8¾	4/2
5	Joseph CARAWAY	SO		LSU	5.07m	16-7¾	3/25
5	Kyle ROSE	SR		LSU	5.07m	16-7¾	3/25
7	Taylor REED	FR		UTSA	5.05m	16-6¾	4/1
7	Jordan WEHR	SR		North Texas	5.05m	16-6¾	3/26
7	Ethan SANDUSKY	FR		Arkansas State	5.05m	16-6¾	3/24
7	Seth ARNOLD	FR		Houston	5.05m	16-6¾	3/19
7	Logan CUNNINGHAM	SO		Texas State	5.05m	16-6¾	4/1

Southeast

1	Hunter HALL	JR		Virginia Tech	5.27m	17-3½	4/1
2	Kolby SHEPHERD	JR		Liberty	5.20m	17-¾	4/1
3	Parker SMITH	JR		North Carolina	5.17m	16-11½	4/1
3	Jared JODON	SR		Virginia Tech	5.17m	16-11½	4/1
5	Joe DAVIS	JR		Virginia Tech	5.07m	16-7¾	4/1
5	Matt SHULER	SR		South Carolina	5.07m	16-7¾	4/1
7	Michael KOPANSKI	FR		Clemson	5.00m	16-4¾	3/18
8	Tony SHIRK	JR		Duke	4.90m	16-¾	3/25
8	Ryan TWIFORD	SR		Appalachian State	4.90m	16-¾	3/18



2011 Outdoor, Week #1

Men's Pole Vault

West

1	Greg WOEPSE	SR		UCLA	5.30m	17-4½	4/2
2	Casey DICESARE	JR		UCLA	5.25m	17-2¾	3/25
3	Ethan OSTROM	SO		UC Davis	5.20m	17-¾	3/12
4	John PRADER	SO		Cal Poly	5.11m	16-9¼	3/12
5	Corey PHALLEN	SR		Arizona State	5.10m	16-8¾	3/25
6	Lucas POPE	SR		Idaho	5.05m	16-6¾	4/2
6	Michael WOEPSE	FR		UCLA	5.05m	16-6¾	4/2
6	Scott DICESARE	JR		UCLA	5.05m	16-6¾	4/2
6	Austin OUDERKIRK	SO		Oregon	5.05m	16-6¾	3/25

USTFCCCA Non-Member

Will NOT be ranked, beginning Week 2



USTFCCCA NCAA Division I Regional Index

2011 Outdoor, Week #1

as of 4/5/2011 11:12:13 AM

Men's Long Jump

Great Lakes

1	Mike HARTFIELD	JR		Ohio State	7.91m	25-11½	4/2
2	Korbin SMITH	SO		Ohio State	7.65mw	25-1¼	4/2
3	Derek BLEVINS	SO		Ohio State	7.48mw	24-6½	4/2
4	Stephen MACDONALD	JR		Ohio State	7.37m	24-2¼	4/2
5	Chris KIRTZ	SR		Purdue	7.29m	23-11	3/26
6	Bryan JONES	FR		Akron	7.25m	23-9½	3/25
7	Robert PEDDLAR	SR		Michigan	7.17m	23-6¼	3/23
8	Michael MCCARTY	SR		Miami (Ohio)	7.06m	23-2	3/17

Mid-Atlantic

1	Damon MCLEAN	FR		Princeton	7.28m	23-10¾	3/18
2	Jarenn STEWART	JR		Maryland	7.09m	23-3¼	3/25
3	Stephen TUTUNJIAN	JR		Lehigh	7.00m	22-11¾	4/2
4	Anyu UZOH	JR		Penn State	6.95m	22-9¾	4/1
5	Quinton HUGULEY	JR		Mount St. Mary's	6.92m	22-8¾	3/18
6	Tom HOPKINS	FR		Princeton	6.91m	22-8	4/2
7	Doug MOPPERT	JR		Penn State	6.90m	22-7¾	4/1
7	VJ DEFREITAS	SO		Duquesne	6.90m	22-7¾	3/31

Midwest

1	Clive CHAFAUSIPO	JR		Oral Roberts	7.83m	25-8¼	4/2
2	Bobby CARTER	SO		Nebraska	7.52mw	24-8¼	4/2
3	Jared VLASTUIN	JR		South Dakota State	7.42m	24-4¼	3/25
4	Addison DEMER	JR		Minnesota	7.38m	24-2¼	4/2
5	Jeffery HERRON	JR		Iowa	7.30m	23-11½	4/2
6	Sam KETTENHOFEN	SO		Minnesota	7.26m	23-10	4/2
7	James MCLACHLAN	FR		Loyola-Chicago	7.25m	23-9¾	4/2
8	Jamal CURRICA	JR		Iowa State	7.21m	23-8	3/23

Mountain

1	Andre GAINES	FR		Northern Arizona	7.32m	24-¼	3/18
2	Cylor MORGAN	JR		Weber State	7.21m	23-8	3/25
3	Aaron POWELL	SR		BYU	7.12mw	23-4¼	3/25
4	Drew TINGEY	FR		BYU	7.06m	23-2	3/17
5	Stephen MICHEL	SO		Wyoming	7.05m	23-1¼	3/25
6	Zach SMITH	FR		New Mexico	7.04m	23-1¼	3/25
7	Andres ESTRADA	FR		UTEP	7.02m	23-½	3/26
8	Kyle KOPP	JR		Southern Utah	6.94m	22-9¾	3/4

Northeast

1	Kaylin MIRANDA	SO		Northeastern	7.26m	23-10	3/23
2	Alfred MCDANIEL	SR		Army	7.25m	23-9¾	3/25
3	Andrew STAPLES	JR		Northeastern	7.21m	23-8	3/23
4	Steven BELL	FR		Cornell	7.19m	23-7¾	3/19
5	Chase AARONSON	JR		Cornell	7.11m	23-4	3/19
6	Amire SOLOMON	JR		Long Island	7.00m	22-11¾	3/31
6	Frederick CASIMO	SR		Albany	7.00m	22-11¾	3/19
8	Josh CUSICK	JR		Cornell	6.95m	22-9¾	3/19

South

1	Desmond BROWN	JR		Tennessee	7.49m	24-7	4/2
2	Leon HUNT	SR		Florida A&M	7.48m	24-6½	3/23
3	Neamen WISE	SO		USF	7.46mw	24-5¼	4/1
4	Caleb LEE	JR		Mississippi	7.45m	24-5¼	4/1
5	Will CLAYE	JR		Florida	7.39m	24-3	4/1
6	Ramon CROCKETT	SR		Southern Miss	7.30m	23-11½	3/12
7	Tevarus CHRISTIAN	JR		Mississippi State	7.24mw	23-9	4/1
8	Antillio BASTIAN	SR		USF	7.23m	23-8¾	4/1

South Central

1	Zedric THOMAS	SR		LSU	7.76m	25-5¼	3/25
2	Damar FORBES	SO		LSU	7.74m	25-4¼	4/2
3	Kyron BLAISE	JR		LSU	7.60m	24-11¼	4/2
4	Tarik BATCHELOR	JR		Arkansas	7.57m	24-10	3/25
5	Terrance WILLIAMS	FR		North Texas	7.53mw	24-8¼	3/26
6	Jonathan WILLIAMS	SR		Houston	7.45m	24-5¼	3/25
6	Tyron STEWART	SR		Texas A&M	7.45m	24-5¼	3/25
8	Jamal PEDEN	FR		Stephen F. Austin	7.44m	24-5	4/2
8	Raymond HIGGS	FR		Arkansas	7.44mw	24-5	3/25
8	Lionel MUNGWARI	SO		UT Arlington	7.44m	24-5	4/2
8	Lamar DELANEY	SR		Houston	7.44m	24-5	3/19

Southeast

1	Diego LAWERENCE	SO		Campbell	7.55m	24-9¼	3/26
2	Rashad CANNON	JR		Norfolk State	7.49m	24-7	3/25
3	Darris SHELTON	SO		Norfolk State	7.48m	24-6¼	3/25
4	Lavon ALLEN	JR		Charleston Southern	7.45m	24-5¼	4/1
5	Justin PREVETTE	SR		UNC-Wilmington	7.44m	24-5	3/12
6	Josh FOWLER	SR		Clemson	7.35m	24-1½	3/18
7	Dwight WEBLEY	JR		George Mason	7.34m	24-1	4/1
8	Jeff ARTIS-GRAY	SO		Virginia Tech	7.30m	23-11½	3/18

West

1	Eetu VIITALA	JR		Boise State	7.62m	25-0	4/1
2	Emilio HERNANDEZ	SR		Sacramento State	7.45mw	24-5¼	4/2
3	Justin SUTTER	SO		Arizona	7.44m	24-5	4/2
4	Taylor HOBSON	JR		UCLA	7.40mw	24-3¼	3/17
5	Manny NEIZER	JR		Long Beach State	7.38mw	24-2¼	3/26
5	Nick ROSS	SO		Arizona	7.38m	24-2¼	4/2
7	Nelson ROSARIO	JR		UCLA	7.30m	23-11½	3/12
7	Ronald BROOKINS	SR		Sacramento State	7.30m	23-11½	4/2
7	Ray GREEN	SR		UC Davis	7.30m	23-11½	3/12

USTFCCCA Non-Member

Will NOT be ranked, beginning Week 2



USTFCCA NCAA Division I Regional Index

2011 Outdoor, Week #1

as of 4/5/2011 11:12:13 AM

Men's Triple Jump

Great Lakes

1	Mike HARTFIELD	JR		Ohio State	15.63m	51-3½	4/2
2	Olumide OLAMIGOKE	JR		Indiana	15.41m	50-6¾	3/26
3	Logan RENWICK	FR		Notre Dame	15.09m	49-6¾	4/2
4	Derek BLEVINS	SO		Ohio State	14.96m	49-1	3/26
5	Ernest ROLLINS	JR		Indiana State	14.71m	48-3¾	3/31
6	Rob FALCHI	JR		Kent State	14.55m	47-9	3/25
7	Cedric HUDSON	JR		Indiana	14.50m	47-7	3/26
8	Rex PARKER	JR		Indiana	14.47m	47-5¾	3/26

Mid-Atlantic

1	Hanif JOHNSON	JR		Penn State	15.76m	51-8½	4/1
2	Adam BERGO	JR		Rutgers	15.02m	49-3¾	3/18
3	Robert SAINVIL	SR		Villanova	14.98m	49-1¾	3/31
4	Denvil RUAN	JR		UMES	14.63m	48-0	3/18
5	Richard SOMIARI	FR		Lehigh	14.39m	47-2½	4/2
6	Dan SANDROWICZ	SO		Penn State	14.34m	47-¾	4/1
7	Folarin IJELU	JR		Pittsburgh	14.32m	16-11¾	3/17
8	Owen CAIN	JR		UMES	14.31m	16-11¾	3/18

Midwest

1	Ben JASINSKI	SR		South Dakota State	15.16m	49-9	3/25
2	Oladipo FAGBEMI	SO		Minnesota	15.07m	49-5½	4/2
3	Addison DEMER	JR		Minnesota	14.96mw	49-1	4/2
4	Maxim BAKANA	JR		Southern Illinois	14.95m	49-¾	4/1
4	DC OKONTA	JR		UMKC	14.95m	49-¾	4/2
6	Tyler KNIGHT	JR		Illinois State	14.87m	48-9½	3/31
7	Tyler ALLEN	FR		Eastern Illinois	14.78mw	48-6	3/31
8	Jareb STALLBAUMER	SR		Kansas	14.63mw	48-0	4/2

Mountain

1	Warrick CAMPBELL	FR		New Mexico	15.54mw	51-0	4/1
2	Kyle MILLS	JR		BYU	15.09mw	49-6¾	4/2
3	David BROWN	FR		New Mexico	14.66m	48-1¾	4/1
4	Andres ESTRADA	FR		UTEP	14.50m	47-7	3/26
5	Jaymes TALKINGTON	SO		Wyoming	14.42mw	47-3¾	4/2
6	Alex ANDERSON	FR		Southern Utah	14.40m	47-3	3/4
7	Ryan WASILAWSKI	SO		Colorado State	14.38mw	47-2¾	3/25
8	Stephen MICHEL	SO		Wyoming	14.29m	16-10¾	4/1

Northeast

1	Thomas WAGNER	JR		Army	14.91m	48-11	4/2
2	Dan SCOTT	FR		Cornell	14.71m	48-3¾	3/19
3	Frederick BEEBE	JR		Army	14.31m	16-11½	3/19
4	Steven BELL	FR		Cornell	14.13m	46-4¾	3/19
5	Brian RACCA	JR		Northeastern	14.02m	46-0	3/23
5	Tejorn DAVIS	SO		Northeastern	14.02m	46-0	4/2
7	Alex MARTIN	SR		Holy Cross	13.77m	45-2¾	4/2
8	Wilmot STUBBLEFIELD	SO		Long Island	13.73m	45-½	3/31

South

1	Kentrell SANDERS	FR		Mississippi	15.54m	51-0	3/26
2	Aaron LAGARDE	JR		Georgia	15.51m	50-10¾	4/1
3	Morris KERSH	SO		Mississippi	15.40m	50-6¾	3/26
4	Jerome LESLIE	SR		Memphis	15.36m	50-4¾	4/1
5	Shane LEWIS	SO		USF	15.29m	50-2	4/1
6	Jason HARPER	FR		Mississippi State	15.09m	49-6¾	3/18
7	Terrell IRONS	JR		Troy	15.04m	49-4¾	3/23
8	Jonathan REID	FR		Alabama	15.02m	49-3¾	3/24

South Central

1	Mark JACKSON	FR		Texas	16.00m	52-6	3/25
2	Jamal WILSON	SR		Texas	15.69m	51-5¾	3/25
3	Chris CARTER	SR		Houston	15.58m	51-1½	4/1
4	Michael RHEAMS	SR		Southeastern Louisiana	15.53m	50-11½	4/2
5	Lamar DELANEY	SR		Houston	15.50m	50-10¾	3/19
6	Preston WOODARD	FR		Prairie View A&M	15.36mw	50-4¾	3/18
7	Cameron PARKER	JR		TCU	15.32m	50-3¾	3/25
8	Ugo NDUAGUBA	SR		Rice	15.24m	50-0	3/16

Southeast

1	Austin DAVIS	SR		North Carolina	15.61m	51-2¾	4/1
2	Hasheem HALIM	JR		Virginia Tech	15.52m	50-11	4/1
3	Lavell HANDY	JR		George Mason	15.50m	50-10¾	4/1
4	Lincoln CARR	SO		South Carolina	15.33mw	50-3¾	3/17
5	Darris SHELTON	SO		Norfolk State	15.20m	49-10¾	4/1
6	Marcus STEPHENS	JR		South Carolina State	15.19m	49-10	3/26
7	Kwame BOATWRIGHT	JR		NC State	15.09m	49-6¾	3/25
8	Aerial CHATMAN	FR		UNC-Wilmington	15.06m	49-5	3/12

West

1	Jonathan CLARK	SR		UCLA	15.94m	52-3¾	3/25
2	Hammed SULEMAN	SO		California	15.48m	50-9¾	3/25
3	Chris BENARD	JR		Arizona State	15.31m	50-2¾	3/25
4	Brian SCHAUDT	JR		Oregon	15.19m	49-10	3/25
5	Antonio BURNETT	JR		Southern California	15.16m	49-9	4/2
6	Emilio HERNANDEZ	SR		Sacramento State	15.02m	49-3¾	3/26
7	Kasen COVINGTON	FR		Washington	14.99m	49-2¾	3/25
8	Ray GREEN	SR		UC Davis	14.96m	49-1	3/5

USTFCCA Non-Member

Will NOT be ranked, beginning Week 2



USTFCCA NCAA Division I Regional Index

2011 Outdoor, Week #1

as of 4/5/2011 11:12:14 AM

Men's Shot Put

Great Lakes

1	Matt DECHANT	JR		Ohio State	18.09m	59-4 $\frac{1}{2}$	4/2
2	Bill HARDCASTLE	SR		Purdue	17.50m	57-5	3/25
2	Denes VERES	SR		Notre Dame	17.50m	57-5	3/25
4	Zack HILL	FR		Michigan State	17.26m	56-7 $\frac{1}{2}$	4/1
5	Andrew MEYER	JR		Eastern Michigan	16.88m	55-4 $\frac{1}{2}$	4/2
6	Tyler BRANCH	JR		Ohio State	16.74m	54-11 $\frac{1}{2}$	4/2
7	Alex ROSE	SO		Central Michigan	16.67m	54-8 $\frac{1}{2}$	3/19
8	Andrew HILLS	JR		Notre Dame	16.54m	54-3 $\frac{1}{2}$	3/25

Mid-Atlantic

1	Joe KOVACS	JR		Penn State	18.38m	60-3 $\frac{1}{2}$	4/1
2	Blake EATON	SR		Penn State	18.08m	59-4	4/1
3	Marcus BROWN	JR		UMES	16.78m	55- $\frac{3}{4}$	4/1
4	Garrett LARKIN	SR		Pittsburgh	16.65m	54-7 $\frac{1}{2}$	3/25
5	John VIOTTO	SR		Delaware	16.36m	53-8 $\frac{1}{2}$	3/25
6	Nabil MUBARAK	SO		Penn State	16.17m	53- $\frac{3}{4}$	4/1
7	Josh HAGHIGHI	FR		Maryland	16.13m	52-11	3/25
8	George ABYAD	SR		Princeton	16.03m	52-7 $\frac{1}{2}$	4/2

Midwest

1	Luke PINKELMAN	SR		Nebraska	19.08m	62-7 $\frac{1}{2}$	4/2
2	Tim NEDOW	JR		DePaul	18.14m	59-6 $\frac{1}{2}$	3/25
3	Brooks MOSIER	SO		Missouri	17.67m	57-11 $\frac{1}{2}$	4/1
4	Aaron STUDDT	SR		Minnesota	17.49m	57-4 $\frac{1}{2}$	4/2
5	Conrad AARON	SO		Oklahoma	17.45m	57-3	4/2
6	Trey DAVIS	JR		Minnesota	17.39m	57- $\frac{3}{4}$	4/2
7	Ryan ASTA	JR		DePaul	17.27m	56-8	3/17
8	Josh UCHTMAN	JR		SE Missouri State	17.20m	56-5 $\frac{1}{2}$	4/1

Mountain

1	Joe CANAVAN	JR		Utah State	17.59m	57-8 $\frac{1}{2}$	3/18
2	Tyson WILLIAMS	SR		Colorado State	17.54m	57-6 $\frac{1}{2}$	4/2
3	Trevor GILREATH	FR		Montana State	16.45m	53-11 $\frac{1}{2}$	4/1
4	Colby BARBER	JR		BYU	16.41m	53-10 $\frac{1}{2}$	3/17
5	Ian LETTOW	SR		Colorado State	16.39m	53-9 $\frac{1}{2}$	4/2
6	Robert DRYE	JR		Air Force	16.29m	53-5 $\frac{1}{2}$	3/19
7	Zach PARRY	JR		Weber State	16.04m	52-7 $\frac{1}{2}$	3/4
8	Zachary STETLER	FR		BYU	15.96m	52-4 $\frac{1}{2}$	3/17

Northeast

1	Robert GOLABEK	SR		Buffalo	18.71m	61-4 $\frac{1}{2}$	3/18
2	Mike ALLEMAN	SO		Connecticut	17.23m	56-6 $\frac{1}{2}$	4/2
3	Dustin BRODE	FR		Harvard	16.68m	54-8 $\frac{1}{2}$	3/16
4	Bob BELDEN	JR		Cornell	16.59m	54-5 $\frac{1}{2}$	3/19
5	Colin QUIRKE	JR		Manhattan	15.74m	51-7 $\frac{1}{2}$	3/18
6	Edward BRUCKER	SO		Harvard	15.61m	51-2 $\frac{1}{2}$	4/2
7	Dom FILIANO	FR		Dartmouth	15.60m	51-2 $\frac{1}{2}$	3/17
8	Patrick JABLONSKI	SR		Northeastern	15.58m	51-1 $\frac{1}{2}$	3/23

South

1	Michael PUTMAN	JR		Florida State	18.65m	61-2 $\frac{1}{2}$	4/1
2	Robert COLLINGWOOD	SO		Southern Miss	17.50m	57-5	3/12
3	Teonor DAVILMAR	SO		Georgia	17.49m	57-4 $\frac{1}{2}$	4/1
4	Ed WESELA	JR		Mississippi State	17.40m	57-1	4/1
5	Caleb WHITENER	FR		Georgia	16.56m	54-4	3/25
6	Joshua MCNAIR	SR		Kennesaw State	16.55m	54-3 $\frac{1}{2}$	3/25
7	Marcus POPENFOOSE	FR		Auburn	16.44m	53-11 $\frac{1}{2}$	3/26
8	Elijah MAHALEY	FR		Memphis	16.40m	53-9 $\frac{1}{2}$	3/25

South Central

1	Hayden BAILLIO	SO		Texas	18.38m	60-3 $\frac{1}{2}$	3/25
2	Jacob THORMAEHLEN	JR		Texas	18.31m	60-1	3/25
3	Casey KEETER	SR		UT Arlington	18.12m	59-5 $\frac{1}{2}$	3/26
4	Jon ARTHUR	JR		Stephen F. Austin	17.90m	58-8 $\frac{1}{2}$	4/2
5	Larry JONES	SR		Louisiana Tech	17.86m	58-7 $\frac{1}{2}$	4/2
6	Brandon DRENON	SR		Texas	17.71m	58-1 $\frac{1}{2}$	3/25
7	Jacob DOMINGUE	SR		Louisiana-Lafayette	17.46m	57-3 $\frac{1}{2}$	4/2
8	Albert FORNETTE	SO		Louisiana-Lafayette	17.44m	57-2 $\frac{1}{2}$	4/2

Southeast

1	Jake DEATON	JR		Charlotte	18.23m	59-9 $\frac{1}{2}$	4/1
2	Michael BARBAS	JR		Duke	17.86m	58-7 $\frac{1}{2}$	4/1
3	Ryan SMITH	JR		Liberty	17.66m	57-11 $\frac{1}{2}$	4/1
4	Weston BANKS	SR		Louisville	17.50m	57-5	3/24
5	Chris DILORENZO	SO		North Carolina	17.37m	57-0	4/1
5	Alex PADGETT	SR		Clemson	17.37m	57-0	4/1
7	Dennis ALIOTTA	JR		East Carolina	17.18m	56-4 $\frac{1}{2}$	4/1
8	Mike SCHALLMO	SR		Duke	16.87m	55-4 $\frac{1}{2}$	4/1

West

1	Robert GIRE	SR		Arizona	18.61m	61- $\frac{3}{4}$	4/2
2	Patrick KOWALSKY	SR		California	17.53m	57-6 $\frac{1}{2}$	3/25
3	Geoffrey TABOR	SO		Stanford	17.37m	57-0	3/25
4	Joe BARTLETT	JR		Washington State	17.24m	56-6 $\frac{1}{2}$	3/19
5	Korion MORRIS	SR		Arizona	17.17m	56-4	3/18
6	Daniel ERDMAN	JR		Cal Poly	16.92m	55-6 $\frac{1}{2}$	4/2
7	Eugenio MANNUCCI	SR		Idaho	16.91m	55-5 $\frac{1}{2}$	3/25
8	Edward ORGON	SR		UC Davis	16.80m	55-1 $\frac{1}{2}$	3/12

USTFCCA Non-Member

Will NOT be ranked, beginning Week 2



USTFCCCA NCAA Division I Regional Index

2011 Outdoor, Week #1

as of 4/5/2011 11:12:15 AM

Men's Discus

Great Lakes

1	Alex ROSE	SO		Central Michigan	57.86m	189-10	4/2
2	Danny BLOCK	FR		Wisconsin	56.70m	186-0	4/1
3	Nicholas BANKE	SO		Akron	52.63m	172-8	3/25
4	Lonnie PUGH	SO		Michigan State	52.23m	171-4	4/1
4	Max MAYS	JR		Ohio State	52.23m	171-4	3/26
6	Cody RIFFLE	FR		Michigan	52.00m	170-7	3/23
7	Scott ERICKSON	FR		Milwaukee	51.18m	167-11	3/31
8	Matt DECHANT	JR		Ohio State	50.95m	167-2	4/2

Mid-Atlantic

1	James PLUMMER	SO		Rutgers	58.81m	192-11	3/18
2	Will BARR	FR		Penn State	54.55m	178-11	4/1
3	Joe KOVACS	JR		Penn State	53.48m	175-5	4/1
4	Zachary DUNCAVAGE	FR		Navy	52.32m	171-8	3/19
5	George ABYAD	SR		Princeton	50.74m	166-5	4/2
6	Emmanuel STEWART	FR		Morgan State	50.44m	165-6	3/18
7	Blake EATON	SR		Penn State	50.00m	164-0	4/1
8	Marcus BROWN	JR		UMES	49.48m	162-4	3/18

Midwest

1	Mason FINLEY	SO		Kansas	60.36m	198-0	4/2
2	Jake DEITERS	SR		Southern Illinois	57.59m	188-11	4/1
3	Chad WRIGHT	FR		Nebraska	57.18m	187-7	4/2
4	Luke BRYANT	JR		Oklahoma	56.91m	186-8	4/2
5	Tim NEDOW	JR		DePaul	55.46m	181-11	3/17
6	Brian BISHOP	SR		Kansas	55.32m	181-6	4/2
7	KP SINGH	SR		Oklahoma	54.66m	179-4	4/2
8	Luke PINKELMAN	SR		Nebraska	54.34m	178-3	4/2

Mountain

1	Julian WRUCK	SO		Texas Tech	61.88m	203-0	4/2
2	Andres ROSSINI	SR		Northern Arizona	56.49m	185-4	3/18
3	Cameron CARTER	SR		Colorado State	55.70m	182-9	4/2
4	James COLE	JR		Air Force	52.06m	170-9	3/25
5	Zachary STETLER	FR		BYU	51.45m	168-9	4/2
6	Tyson WILLIAMS	SR		Colorado State	51.15m	167-9	4/2
7	Ian LETTOW	SR		Colorado State	49.59m	162-8	4/2
8	Dane CHOBANIAN	SO		Colorado	48.80m	160-1	3/18

Northeast

1	Matthew GAC	SR		Buffalo	53.92m	176-11	4/2
2	Evan PALMER	FR		Buffalo	51.20m	167-11	3/18
3	Colin QUIRKE	JR		Manhattan	50.75m	166-6	3/18
4	Bob BELDEN	JR		Cornell	50.67m	166-3	3/19
5	David IRVING	SR		Dartmouth	50.32m	165-1	4/2
6	Michael LEVINE	SO		Yale	49.03m	160-10	3/18
7	Patrick JABLONSKI	SR		Northeastern	48.74m	159-11	3/23
8	Edward BRUCKER	SO		Harvard	48.68m	159-8	4/2

South

1	Michael PUTMAN	JR		Florida State	57.96m	190-2	3/18
2	Stephen SAENZ	FR		Auburn	55.92m	183-5	3/26
3	Justin WELCH	FR		Georgia	55.68m	182-8	3/25
4	Savvas ARESTIS	SO		Memphis	54.46m	178-8	3/18
5	Jared THOMAS	JR		USF	54.45m	178-7	3/18
6	Marcus POPENFOOSE	FR		Auburn	53.07m	174-1	3/26
7	Burke MCCARTY	FR		Georgia	51.40m	168-7	3/25
8	Richard COLLINGWOOD	SO		Southern Miss	50.97m	167-2	3/12

South Central

1	Larry JONES	SR		Louisiana Tech	56.65m	185-10	4/2
2	Brandon DRENON	SR		Texas	56.16m	184-3	3/25
3	Sean TABOR	SO		TCU	53.44m	175-4	4/2
4	Clint HARRIS	FR		Stephen F. Austin	52.85m	173-4	4/2
5	Casey KEETER	SR		UT Arlington	51.26m	168-2	3/18
6	Arthur THOMAS	SR		Arkansas-Pine Bluff	51.12m	167-8	4/1
7	Richard GARRETT	SO		UTSA	51.11m	167-8	3/25
8	Jarrett GILLIAM	JR		Houston Baptist	51.07m	167-6	3/25

Southeast

1	Colin BOEVERS	SR		Kentucky	57.26m	187-10	4/1
2	Jake DEATON	JR		Charlotte	55.05m	180-7	3/26
3	Josh GREENWALD	SR		Louisville	53.82m	176-7	4/1
4	Mike SCHALLMO	SR		Duke	52.82m	173-3	4/1
5	Emory PARSONS	JR		North Carolina	52.03m	170-8	4/1
6	Nealie WHITT	JR		N.C. Central	51.79m	169-11	4/1
7	Montrell MORROW	SO		East Carolina	51.48m	168-10	4/1
8	Elliott GALEONE	SR		Liberty	50.92m	167-0	3/17

West

1	Bo TAYLOR	SR		UCLA	56.44m	185-2	3/12
2	Cesar PUGA	SR		Long Beach State	54.74m	179-7	3/26
3	Jordan CLARKE	SO		Arizona State	54.52m	178-10	3/25
4	Tom NAGENGAST	JR		UCLA	54.48m	178-9	3/25
5	Robert GIRE	SR		Arizona	54.30m	178-1	4/2
6	Korion MORRIS	SR		Arizona	54.29m	178-1	4/2
7	Geoffrey TABOR	SO		Stanford	53.50m	175-6	3/25
8	Joe BARTLETT	JR		Washington State	53.07m	174-1	4/2

USTFCCCA Non-Member

Will NOT be ranked, beginning Week 2



USTFCCCA NCAA Division I Regional Index

2011 Outdoor, Week #1

as of 4/5/2011 11:12:16 AM

Men's Hammer Throw

Great Lakes

1	Max MAYS	JR		Ohio State	61.85m	202-11	4/2
2	Matt PFLEGER	SR		Kent State	61.10m	200-5	3/25
3	Ryan MCCULLOUGH	JR		Central Michigan	60.62m	198-10	4/2
4	Eric HUBBARD	JR		Akron	59.79m	196-2	3/25
5	Anthony AGRUSA	SR		Michigan State	58.59m	192-2	4/1
6	Patrick ONYE	SO		Indiana	57.21m	187-8	3/26
7	Nicholas BANKE	SO		Akron	57.08m	187-3	3/25
8	Bill GEHRING	SO		Ohio State	56.99m	186-11	3/26

Mid-Atlantic

1	Craig PEARCE	SR		Princeton	63.97m	209-10	4/2
2	Robert KEOGH	SR		Temple	61.92m	203-1	3/31
3	Joe KOVACS	JR		Penn State	58.00m	190-3	4/1
4	Jim SCHWENDTNER	JR		Delaware	57.61m	189-0	3/17
5	Leonard JOSEPH	SO		Bucknell	57.43m	188-5	3/31
6	Patrick NORWOOD	SR		Navy	56.52m	185-5	4/2
7	Nicholas PORTER	SR		Navy	55.65m	182-7	3/26
8	Christopher RICKS	JR		Navy	54.35m	178-3	4/2

Midwest

1	KP SINGH	SR		Oklahoma	66.70m	218-10	4/2
2	J.C. LAMBERT	JR		Southern Illinois	64.86m	212-9	3/25
3	Micah HEGERLE	SO		Minnesota	64.85m	212-9	3/18
4	Brandon COLBERT	SR		SE Missouri State	61.92m	203-1	4/1
5	Quentin MEGE	SO		Minnesota	61.60m	202-1	3/18
6	Tomaz BOGOVIC	JR		Kansas State	61.22m	200-10	3/25
7	Matt BANSE	JR		Iowa	59.46m	195-1	4/2
8	Chris HOLLY	SR		Missouri	59.28m	194-6	4/1

Mountain

1	Dimitrios FYLLADITAKIS	SR		UTEP	67.97m	223-0	3/26
2	Oliver WHALEY	SR		BYU	62.21m	204-1	3/17
3	Robert DRYE	JR		Air Force	61.85m	202-11	3/19
4	David PHILLIPS	SO		Montana State	60.27m	197-9	4/1
5	Pascal TANG	JR		Northern Arizona	59.70m	195-10	4/1
6	Zach PARRY	JR		Weber State	58.18m	190-10	3/25
7	Jacob NICOL	SR		Northern Arizona	57.39m	188-3	3/25
8	Ian LETTOW	SR		Colorado State	56.94m	186-9	3/18

Northeast

1	David IRVING	SR		Dartmouth	60.59m	198-9	4/2
2	Wilfredo DEJESUS ELIAS	SR		Albany	58.87m	193-1	3/25
3	Matthew GAC	SR		Buffalo	57.70m	189-3	3/18
4	William JANES	SO		Rhode Island	56.93m	186-9	4/2
5	Evan PALMER	FR		Buffalo	56.54m	185-6	4/2
6	Eric CLAYMAN	SR		Harvard	56.05m	183-10	3/16
7	Bob FIEDLER	JR		Cornell	55.06m	180-7	3/19
8	Thaddeus KUSIAK	SO		Rhode Island	54.78m	179-8	4/2

South

1	Justin WELCH	FR		Georgia	67.78m	222-4	3/25
2	Jeremy POSTIN	SO		Florida	65.09m	213-6	4/1
3	Kyle KIRBY	SR		Samford	59.74m	196-0	3/18
4	Joe FRYE	SR		Belmont	59.00m	193-7	3/24
5	Suyi GEORGEWILL	SO		Southern Miss	57.69m	189-3	4/1
6	Stephen SAENZ	FR		Auburn	55.67m	182-7	4/1
7	Joshua MCNAIR	SR		Kennesaw State	55.61m	182-5	3/25
8	Drew THOMAS	SO		Tennessee	55.58m	182-4	3/25

South Central

1	Chris CRALLE	SR		Sam Houston State	68.27m	223-11	3/19
2	Walter HENNING	SR		LSU	66.08m	216-9	4/2
3	Michael LAURO	JR		LSU	61.65m	202-3	4/2
4	Ross ROUBION	SR		LSU	61.04m	200-3	3/18
5	Casey STRONG	SO		Texas A&M	59.01m	193-7	4/2
6	Phil STEINERT	SO		UTSA	58.71m	192-7	3/25
7	Jacob THORMAEHLEN	JR		Texas	57.16m	187-6	3/25
8	Jon ARTHUR	JR		Stephen F. Austin	56.19m	184-4	4/2

Southeast

1	Marcel LOMNICKY	SR		Virginia Tech	73.37m	240-8	4/1
2	Dennis ALIOTTA	JR		East Carolina	61.18m	200-8	4/1
3	Denis MAHMIC	SO		Virginia Tech	61.15m	200-7	4/1
4	Christoph HUTSCHALIK	SR		Gardner-Webb	61.08m	200-4	3/17
5	Michael ZAJAC	SR		South Carolina	60.79m	199-5	3/26
6	Vincenzo CHIARIELLO	JR		Virginia	60.64m	198-11	4/1
7	Malcolm STYERS	SR		Appalachian State	59.06m	193-9	3/25
8	Alex PADGETT	SR		Clemson	58.94m	193-4	3/17

West

1	Trey HENDERSON	SR		Southern California	69.45m	227-10	4/2
2	Jordan STRAY	SR		Oregon	65.26m	214-1	3/19
3	Colin DUNBAR	SR		Long Beach State	65.08m	213-6	3/19
4	Alec FALDERMEYER	FR		UCLA	63.20m	207-4	4/2
5	Caleb STUART	SO		UC Riverside	60.57m	198-8	3/19
6	Trevor KRAYCHIR	JR		Boise State	60.49m	198-5	4/1
7	Jordan CLARKE	SO		Arizona State	60.45m	198-4	3/25
8	Tyler JOHNSON	JR		Arizona	59.84m	196-4	4/2

USTFCCCA Non-Member

Will NOT be ranked, beginning Week 2



USTFCCCA NCAA Division I Regional Index

2011 Outdoor, Week #1

as of 4/5/2011 11:12:17 AM

Men's Javelin

Great Lakes

1	Rob DEHN	SR		Wisconsin	67.77m	222-4	3/17
2	Tyler SWEET	SR		Akron	65.39m	214-6	3/25
3	William LAURICELLA	FR		Ohio State	62.89m	206-4	4/2
4	Chris ANDERSON	SR		Purdue	60.25m	197-8	3/26
5	John BROCKMAN	JR		Miami (Ohio)	60.22m	197-7	3/25
6	Bryan BUNNELL	SR		Ohio State	58.00m	190-3	4/2
7	Nick ERDESKY	SR		Akron	57.64m	189-1	3/25
8	Matt RUDIN	JR		Miami (Ohio)	57.06m	187-2	3/25

Mid-Atlantic

1	Ted HEITZMAN	JR		Bucknell	67.63m	221-10	3/26
2	Jackson CORCORAN	FR		Robert Morris	66.23m	217-3	4/1
3	Miles SNELGROVE	SO		Navy	66.18m	217-1	4/2
4	Chris CARPER	FR		Robert Morris	65.67m	215-5	4/1
5	Jeremy PENNINO	SR		Rutgers	62.67m	205-7	3/18
6	Emmanuel STEWART	FR		Morgan State	62.23m	204-2	3/18
7	Karl INGRAM	FR		Penn	61.96m	203-3	3/18
8	Kevin STEIMLE	SO		Lehigh	60.82m	199-6	4/2

Midwest

1	Tim GLOVER	SO		Illinois State	75.90m	249-0	3/31
2	Matt BYERS	SO		Iowa	74.89m	245-8	4/2
3	Adam WOLKINS	SR		Nebraska	70.98m	232-10	4/2
4	Johannes SWANEPOEL	FR		Kansas	70.56m	231-6	3/19
5	Brett TRUDO	JR		Wichita State	66.42m	217-11	4/2
6	Cory BOULANGER	JR		Kansas State	63.84m	209-5	3/17
7	Jesse VAUGHN	SO		Kansas	62.81m	206-1	3/19
8	Iain TRIMBLE	SO		Kansas	62.20m	204-1	4/2

Mountain

1	Sean RICHARDSON	SR		BYU	70.38m	230-11	4/1
2	Michael LAURITZEN	FR		Air Force	65.04m	213-4	3/19
3	Timothy URISTA	FR		Air Force	64.94m	213-0	3/19
4	Justin GRAFF	SO		Montana	64.45m	211-5	4/1
5	Cody OLSEN	JR		Southern Utah	64.02m	210-0	3/4
6	Richard OLSSON	SO		UTEP	63.60m	208-8	3/26
7	Chris RENO	JR		BYU	62.39m	204-8	3/25
8	Conner VAN FOSSEN	SR		Air Force	62.02m	203-5	3/19

Northeast

1	cody UNGER	SO		Connecticut	69.40m	227-8	3/11
2	Nick KEELING	FR		Brown	67.66m	221-11	4/2
3	Nick FARNSWORTH	JR		Harvard	64.65m	212-1	3/16
4	Dan OSTROVSKY	SR		Dartmouth	63.51m	208-4	3/17
5	Jim BUDZINSKI	FR		Dartmouth	63.37m	207-11	3/17
6	Ed STROSNICK	SR		Connecticut	61.68m	202-4	3/11
7	Justin SIEKIERSKI	SO		Connecticut	61.57m	202-0	4/2
8	Andrew TRASS	JR		Manhattan	60.82m	199-6	4/2

South

1	Martins PILDAVS	JR		Troy	73.32m	240-6	3/11
2	Brian MOORE	JR		Georgia	72.84m	238-11	3/25
3	Kyle SMITH	JR		Southern Miss	72.57m	238-1	4/1
4	Stipe ZUNIC	SO		Florida	70.74m	232-1	4/1
5	Glen ODOM	JR		South Alabama	65.90m	216-2	3/18
6	Zane BREAKIRON	SO		Florida	63.02m	206-9	4/1
7	Tyler KENNEDY	SR		Auburn	62.97m	206-7	4/1
8	Ben DAVIES	SO		Georgia	62.53m	205-2	4/1

South Central

1	Sam HUMPHREYS	SO		Texas A&M	74.73m	245-2	3/17
2	Richard MCKAY	JR		ULM	73.68m	241-8	3/18
3	Nick LYONS	SR		Baylor	71.93m	236-0	3/25
4	Ivan STORIC	SO		UT Arlington	68.07m	223-4	3/18
5	Kyle KENT	SR		ULM	66.71m	218-10	3/12
6	Adam WOLFE	SR		Stephen F. Austin	65.93m	216-3	3/19
7	Aaron MOORE	JR		LSU	65.67m	215-5	3/18
8	Jon GOMEZ	SO		Texas A&M	64.76m	212-5	4/2

Southeast

1	Ignacio GUERRA	JR		Western Kentucky	78.69m	258-2	4/1
2	Andy FAHRINGER	JR		Virginia	73.02m	239-7	3/25
3	Ben LINCOLN	SO		Wake Forest	70.38m	230-11	4/1
4	Brandon HEROUX	JR		William and Mary	69.17m	226-11	3/25
5	Elliott GALEONE	SR		Liberty	69.11m	226-9	3/11
6	Simon HAAKE	SR		UNC Asheville	67.90m	222-9	3/17
7	Jason FLANAGAN	JR		Coastal Carolina	66.45m	218-0	3/11
8	Matthew MCCONAUGHEY	SO		East Carolina	63.98m	209-11	3/12

West

1	Cooper THOMPSON	JR		Southern California	70.57m	231-6	3/19
2	Alex WOLFF	SR		Oregon	68.58m	225-0	3/25
3	Marc PECK	JR		Arizona State	64.46m	211-5	3/18
4	Kyle STEVENS	FR		Washington State	64.00m	209-11	3/19
5	Matthew KOSECKI	FR		UCLA	62.55m	205-2	3/25
6	Ian RICE	JR		Cal Poly	62.31m	204-5	3/12
7	Michael THOMPSON	SO		Oregon	62.28m	204-4	3/19
8	Carlo VALDES	SO		UCLA	61.90m	203-1	3/25

USTFCCCA Non-Member

Will NOT be ranked, beginning Week 2



USTFCCCA NCAA Division I Regional Index

2011 Outdoor, Week #1

as of 4/5/2011 11:12:18 AM

Men's Decathlon

Great Lakes

1	Heath NICKLES	SO		Ohio State	7,078	3/31
2	Justin SCHNEIDER	SR		Notre Dame	6,909	3/24
3	Derek STEINBACH	JR		Wisconsin	6,801	3/17
4	Dave GRZESIAK	JR		Wisconsin	6,342	3/17
5	Dean ODEGARD	SO		Notre Dame	6,332	3/24
6	Jordan GOFFENA	JR		Miami (Ohio)	6,305	3/17
7	Matt RUDIN	JR		Miami (Ohio)	6,189	3/17
8	Robert WEBB	SO		Indiana State	6,145	3/31

Mid-Atlantic

1	Anya UZOH	JR		Penn State	6,508	4/1
2	Kyle FORREST	JR		Lehigh	6,221	3/24
3	Ryan PAQUIN	FR		Lehigh	6,103	3/24
4	Alexander MAURER	JR		Lehigh	6,014	3/24

Midwest

1	Jordan ZERR	SR		Wichita State	6,960	3/24
2	Austin BAHNER	FR		Wichita State	6,957	3/24
3	Tobias BOESE	FR		Wichita State	6,515	3/24
4	Aaron YOUNG	JR		Wichita State	6,481	3/24
5	Justin HICKEY	SO		Wichita State	6,423	3/24
6	Jamal CURRICA	JR		Iowa State	3,022	3/23

Mountain

1	Alex VON HAGEN	JR		Colorado	6,724	3/31
2	Josh MCMILLIN	SO		Colorado State	6,638	3/31
3	Joshua WEIRICH	FR		BYU	6,324	3/17
4	Eddie TAYLOR	JR		Colorado	6,258	3/31
5	Brock EMORY	SO		Colorado	5,715	3/31
6	Isaac ROBISON	FR		BYU	5,535	3/17
7	Harley GOEDHART	JR		Idaho State	5,015	3/23
8	Adam SALZMANN	JR		Colorado	4,911	3/31

Northeast

1	Chris LEMIEUX	JR		Vermont	6,372	3/25
2	Daniel GALANTO	SR		Sacred Heart	6,111	3/25
3	David LINDER	SR		Army	6,019	3/25
4	Matthew CATERA	FR		Albany	5,879	3/25
5	Tyler PARENT	FR		Vermont	5,652	3/25
6	Michael BLISS	JR		Army	5,064	3/25
7	Scott POLIS	SO		Sacred Heart	4,659	3/25
8	Cory LUTKUS	FR		Sacred Heart	4,416	3/25

South

1	Brandon BASSETT	SO		Samford	6,679	3/24
2	Connor SMITH	FR		South Alabama	6,213	3/23
3	Grant BULLINGTON	SR		Troy	6,162	3/23
4	Ashton KRAUSE	SO		South Alabama	6,144	3/23
5	Brian GRAHAM	JR		Kennesaw State	6,072	3/24
6	Dillon SEIGENTHALER	SO		Lipscomb	5,929	3/17
7	Nathan STEPHENS	JR		Alabama A&M	5,791	3/17
8	Jeffery ADAMS	SO		Alabama State	5,421	3/24

South Central

1	Philip ADAM	SR		Rice	6,625	3/16
2	Clayton CHANEY	SO		Rice	6,315	3/16
3	Ben PRESSLEY	FR		Rice	6,303	3/16
4	Ethan TURPEN	SO		Arkansas State	6,300	3/24
5	Justin GROSS	FR		Rice	6,170	3/16
6	William OLIVER	FR		Arkansas State	6,151	3/24
7	Andrew PLENTL	JR		Stephen F. Austin	6,110	3/16
8	Stephen ATKINSON	JR		Southeastern Louisiana	5,985	3/24

Southeast

1	Antonio WOOD	SO		VMI	6,357	3/25
2	David WELLINGTON	JR		George Mason	6,122	3/17
3	Drew EDWARDS	SR		Liberty	5,881	4/1
4	Gustavo OSORIO	SO		George Mason	5,877	3/17
5	Harrison ALLEN	FR		Liberty	5,820	4/1
6	Sam LUSTY	FR		Western Carolina	5,798	3/17
7	Scott MCCULLOUGH	JR		Wake Forest	5,781	4/1
8	Kevin RICHARDS	SR		Radford	5,759	3/24

West

1	Derek MASTERSON	JR		UC Santa Barbara	7,159	3/24
2	Jamie SANDYS	JR		Arizona State	7,061	3/31
3	Kevin GODFREY	JR		Oregon	6,808	4/2
4	Jeremy MARCINKO	SO		Arizona State	6,746	3/31
5	Bruce BURBANK	JR		Oregon	6,656	4/2
6	Sean HARRIS	SO		Washington State	6,641	3/31
7	Josh CODDING	JR		UC Santa Barbara	5,505	3/24
8	Jonathan TALKINGTON	SO		Cal State Northridge	5,480	3/17

USTFCCCA Non-Member

Will NOT be ranked, beginning Week 2



2011 Outdoor, Week #1

Men's Decathlon

Great Lakes

1	Chesna SYKES	FR		Ohio State	11.60	4/2
2	Natasha BURSE	SR		Cincinnati	11.65	4/1
2	Madison MCNARY	JR		Ohio State	11.65	4/2
4	Cassandra LLOYD	JR		Wright State	11.87w	3/23
5	Diona GRAVES	SO		Miami (Ohio)	11.93	3/25
6	Shanay PORTIS	SO		Cincinnati	11.94	4/1
7	Aireonna BAILEY	SO		Indiana	11.97	3/26
8	Christina MANNING	JR		Ohio State	11.98	3/26

Mid-Atlantic

1	Ashley WOODFORD	SO		Pittsburgh	11.69	3/17
1	Cambrya JONES	JR		Pittsburgh	11.69	3/17
3	Shavon GREAVES	SR		Penn State	11.81	4/1
4	DeAnna BROWN	JR		Maryland	11.82w	4/1
5	Lanesha PUGH	SR		Pittsburgh	11.88w	3/17
6	Ashley DECRUISE	SR		Mount St. Mary's	11.91	3/18
7	Teyanna GREEN	FR		Morgan State	11.94	4/1
8	Victoria CARUSO	SO		Delaware	11.96	4/2
8	D'Ambour LEWIS	JR		Maryland	11.96w	4/1

Midwest

1	Shawna ANDERSON	JR		Oklahoma	11.49	3/26
2	Denesha MORRIS	SO		Kansas	11.69	4/2
2	Chimerem OKOROJI	JR		Minnesota	11.69	4/2
4	Sherine WELLS	JR		Oklahoma	11.75	3/26
5	Erin JONES	FR		Iowa	11.81	4/2
6	Tamika ROBINSON	SR		Illinois	11.91	4/2
7	Rachel KAHLE	SR		SE Missouri State	11.92	4/1
7	Sharifah ROBERTSON	SO		Chicago State	11.92	3/31

Mountain

1	Erica ALEXANDER	JR		Texas Tech	11.37w	4/2
2	Terra EVANS	JR		Texas Tech	11.48	3/26
3	Tara THOMAS	JR		Texas Tech	11.53w	4/2
4	Porshe GIDDINGS	SR		BYU	11.77	4/2
5	Alesha WALKER	SR		New Mexico	11.84w	4/1
6	Kayla FISHER-TAYLOR	FR		New Mexico	12.00w	4/1
7	Leah BENTON	SR		New Mexico State	12.04	3/26
8	Alishia PERKINS	FR		New Mexico State	12.08	3/26

Northeast

1	Trisha-Ann HAWTHORNE	SR		Connecticut	11.70	4/2
2	Cearha MILLER	SO		Maine	11.79w	3/4
3	Melissa HEWITT	JR		Cornell	11.82	3/19
4	Jillian O'BRIEN	JR		Maine	11.95w	3/11
5	Shelby WALTON	JR		Boston University	12.00	4/1
6	Jesse LABRECK	JR		Maine	12.05w	3/11
7	Jamiee MCCLARY	SO		Buffalo	12.07	3/18
8	Jennifer CHRISTIAN	FR		Rhode Island	12.13	3/25

South

1	Marecia PEMBERTON	SO		Florida State	11.60	4/1
2	Marissa MCELVEEN	SO		Florida International	11.64w	4/1
3	Nakia LINSON	FR		Florida A&M	11.67w	3/23
4	Dominique BOOKER	FR		UCF	11.68	4/1
5	Sheila PAUL	JR		UCF	11.72	3/19
5	Ja-Courtney ALEXANDER	SO		Troy	11.72w	3/23
7	Lynne LAYNE	SR		UCF	11.73	3/25
8	Darshay DAVIS	FR		Florida	11.74w	4/1

South Central

1	Jessica YOUNG	SR		TCU	11.14w	3/18
2	Semoy HACKETT	JR		LSU	11.23	4/2
3	Tiffany TOWNSEND	SR		Baylor	11.24w	4/2
4	Jeneba TARMOH	JR		Texas A&M	11.27	4/2
5	Kimberlyn DUNCAN	SO		LSU	11.31	4/2
6	Kenyanna WILSON	SR		LSU	11.41	4/2
7	Grecia BOLTON	JR		Houston	11.43w	4/1
8	Kasey RODGERS	JR		Tulane	11.49w	3/25
8	Toshika SYLVESTER	FR		LSU	11.49w	3/25

Southeast

1	Shayla MAHAN	SR		South Carolina	11.20	3/26
2	LaKya BROOKINS	SR		South Carolina	11.36	3/26
3	Gabrielle GLENN	SR		South Carolina	11.45	3/26
4	Natalie PEARSON	SR		UNC Asheville	11.59	3/17
5	Ogechi NWANERI	JR		Virginia Tech	11.66	3/25
6	Ashley MCCOY	SO		N.C. Central	11.67	3/18
7	Marlena WESH	SO		Clemson	11.70	3/18
8	Sirrell BUTLER	JR		Charlotte	11.71	3/17

West

1	Jessica DAVIS	FR		Southern California	11.49	3/19
2	Dominique LAUDERDALE	SR		Washington	11.54w	3/25
3	Loudia LAARMAN	FR		Southern California	11.63	3/19
4	Geronne BLACK	SO		Portland State	11.65w	3/25
5	Aareon PAYNE	JR		Southern California	11.70	3/19
6	Lawreta OZOH	SO		San Diego State	11.74	3/26
6	Melanise CHAPMAN	SO		UC Davis	11.74w	3/26
8	Charnell PRICE	FR		California	11.75	4/1
8	Cherrelle GARRETT	SR		California	11.75	4/1

USTFCCCA Non-Member Will NOT be ranked, beginning Week 2

**2011 Outdoor, Week #1****Women's 200m Dash****Great Lakes**

1	Madison MCNARY	JR	Ohio State	23.66	4/2
2	Aireonna BAILEY	SO	Indiana	23.87	3/26
3	Iris CAMPBELL	SO	Western Michigan	24.15	3/24
4	Shaniqua MCGINNIS	JR	Ohio State	24.43	4/2
4	Natasha BURSE	SR	Cincinnati	24.43	3/25
6	Shanay PORTIS	SO	Cincinnati	24.45	3/25
7	Chanel FRANKLIN	SO	Marquette	24.53w	3/18
8	Amanda KAVERMAN	SR	Toledo	24.55	3/25

Mid-Atlantic

1	Shavon GREAVES	SR	Penn State	23.71	4/1
2	Amanda KIMBERS	SO	Georgetown	23.95	4/1
3	Victoria CARUSO	SO	Delaware	24.29	4/2
4	Shericka WARD	JR	Villanova	24.30	3/31
5	April ROTILIO	SR	West Virginia	24.38	3/25
6	Ashley DECRUISE	SR	Mount St. Mary's	24.45	3/18
7	Tylia GILLON	FR	Rutgers	24.67w	3/18
8	Caitlin DEFUSCO	SR	Penn State	24.72	4/1

Midwest

1	Mara WEEKES	FR	Nebraska	23.77w	4/2
2	Audacia MOORE	JR	Wichita State	23.88w	4/2
3	Nyoka GILES	SO	Minnesota	23.93	4/2
4	Melissa BATES	SR	Illinois	24.06	3/26
5	Kayla SMITH	SO	Illinois	24.13	3/26
6	Cheria MORGAN	SR	Illinois	24.14	3/26
7	Jennifer MACE	SR	Tulsa	24.16w	4/2
8	Lenora GUION-FIRMIN	SO	Tulsa	24.24w	4/2

Mountain

1	Candace JACKSON	SO	Texas Tech	22.96	4/2
2	Terra EVANS	JR	Texas Tech	23.09	4/2
3	Endurance ABINUWA	JR	UTEP	23.14	4/2
4	Taylor EVANS	JR	Texas Tech	23.37w	3/26
5	Erica ALEXANDER	JR	Texas Tech	23.88	3/18
6	Porshe GIDDINGS	SR	BYU	24.23	4/2
7	Leah BENTON	SR	New Mexico State	24.41	3/18
8	Alishia PERKINS	FR	New Mexico State	24.42	3/26

Northeast

1	Cearha MILLER	SO	Maine	24.06	3/11
2	Sharay HALE	JR	Columbia	24.20	4/1
3	Jessie GAINES	JR	Long Island	24.38	3/19
4	Melissa HEWITT	JR	Cornell	24.49	3/25
5	Marvellous IHEUKWUMERE	FR	Columbia	24.60	4/2
6	Jamiee MCCLARY	SO	Buffalo	24.61	3/18
7	Cara ROSTANT	SO	Manhattan	24.77	3/18
7	Molly ELLIS	JR	St. John's (N.Y.)	24.77	3/18

South

1	Aurieyall SCOTT	FR	UCF	22.98	4/1
2	Kai SELVON	SO	Auburn	23.38	3/26
3	Teona RODGERS	SR	Florida State	23.49	3/18
4	Richesa MCCALEB	SR	Mississippi State	23.56	3/26
5	Georgina NEMBHARD	SR	Georgia	23.58	3/26
6	Dominique BOOKER	FR	UCF	23.70	3/25
7	Taneisha BAKER	SR	Mississippi State	23.75	3/26
8	Chastity RIGGIEN	SR	Southern Miss	23.77	4/1
8	Amara JONES	SR	Savannah State	23.77	3/17

South Central

1	Kimberlyn DUNCAN	SO	LSU	22.76	4/2
2	Christy UDOH	FR	Texas	23.18	3/25
3	Allison PETER	FR	Texas	23.22	3/19
4	Dominique DUNCAN	JR	Texas A&M	23.23	4/2
5	Stacey-Ann SMITH	JR	Texas	23.27	3/19
6	Chantel MALONE	SR	Texas	23.37	3/25
7	Jessica BEARD	SR	Texas A&M	23.40	3/25
8	Diamond RICHARDSON	JR	Baylor	23.52	3/18

Southeast

1	Jazmyn SHORTER	SR	Kentucky	23.70	3/18
2	Ashley MCCOY	SO	N.C. Central	23.77	4/1
3	Quina FORTUNE	SR	VCU	23.79	4/1
3	Gabrielle GLENN	SR	South Carolina	23.79	3/17
5	Natalie PEARSON	SR	UNC Asheville	23.85w	3/17
5	Kelsey MCCORKLE	JR	South Carolina	23.85	3/17
7	Funmi ALABI	SO	Virginia Tech	24.06	4/1
8	Bridgette OWENS	FR	Clemson	24.15	3/18

West

1	Aareon PAYNE	JR	Southern California	23.09	4/2
2	Ciara SHORT	SR	Cal State Fullerton	23.52w	3/26
3	Jessica DAVIS	FR	Southern California	23.58	3/19
4	Lawreta OZOH	SO	San Diego State	23.74	3/17
4	Jenna PUTERBAUGH	FR	Southern California	23.74	4/2
6	Shataya HENDRICKS	JR	Stanford	23.99w	3/25
7	Brittini DIXON-SMITH	SR	Stanford	24.05w	3/25
8	Carissa LEVINGSTON	SO	Stanford	24.08	3/25

USTFCCCA Non-Member

Will NOT be ranked, beginning Week 2



USTFCCCA NCAA Division I Regional Index

2011 Outdoor, Week #1

as of 4/5/2011 11:12:19 AM

Women's 400m Dash

Great Lakes

1	Shaniqua MCGINNIS	JR		Ohio State	54.17	4/2
2	Aricka RHODES	JR		Cincinnati	55.05	3/25
3	Alisha COLE	SR		Michigan	55.08	3/23
4	Alysson BODENBACH	SO		Michigan State	55.36	4/1
5	Andrea ARNOLD	FR		Western Michigan	55.38	3/24
6	Michelle BROWN	FR		Notre Dame	55.51	4/2
7	Brittani PELTZ	JR		Xavier	55.70	3/25
8	Jordan GRAY	SO		Indiana	56.05	3/26

Mid-Atlantic

1	April ROTILIO	SR		West Virginia	53.76	3/25
2	Ijeoma IHEOMA	JR		Penn State	54.53	4/1
3	Victoria CARUSO	SO		Delaware	54.64	3/25
4	Doris ANYANWU	JR		Penn State	54.94	4/1
5	Tanisha KENDRICK	SR		Morgan State	54.96	4/1
6	Cynthia ANAIS	JR		UMES	55.66	3/18
7	Ambrosia IWUGO	FR		Temple	56.23	3/31
8	DeAnna BROWN	JR		Maryland	56.29	3/25

Midwest

1	Alena BROOKS	SO		Minnesota	53.55	4/2
2	Ashley LIVERPOOL	FR		Iowa	53.87	4/2
3	Bethany PRASKA	SR		Iowa	54.15	4/2
4	Ashley KELLY	JR		Illinois	54.33	4/2
5	Ryisha BOYD	JR		Illinois	54.68	4/2
6	Audacia MOORE	JR		Wichita State	54.73	4/2
7	Taylor WASHINGTON	SO		Kansas	55.01	4/2
8	Kendra BRADLEY	SR		Kansas	55.24	4/2

Mountain

1	Endurance ABINUWA	JR		UTEP	52.77	4/2
2	Taylor EVANS	JR		Texas Tech	54.51	3/18
3	Afiya WALKER	SR		Wyoming	54.77	4/1
4	Candace JACKSON	SO		Texas Tech	54.80	3/26
5	LaSasha ALDREDGE	SO		New Mexico State	55.38	4/1
6	Katelyn HEINER	SR		Utah State	55.54	3/18
7	Zandrea NELSON	JR		Utah Valley	55.56	4/1
8	Meshawn GRAHAM	JR		Texas Tech	55.68	4/2

Northeast

1	Sharay HALE	JR		Columbia	54.05	4/1
2	Cara ROSTANT	SO		Manhattan	55.22	4/2
3	Christina TWICKEN	FR		Harvard	55.47	3/16
4	Meisha BROOKS	FR		Harvard	55.57	3/16
5	Heidy PALACIOS	JR		Manhattan	56.13	3/18
6	Kelsey REIMNITZ	JR		Cornell	56.33	3/19
7	Celina EMERSON	FR		Connecticut	56.45	4/2
8	Laura VOGEL	SR		Columbia	56.52	4/2

South

1	Aurieyall SCOTT	FR		UCF	53.96	3/25
2	Raina SANDERS	JR		Jackson State	54.03	3/18
3	Brianna FRAZIER	FR		North Florida	54.08	3/4
4	Ebony EUTSEY	FR		Florida	54.13	4/1
5	Champelle BROWN	SR		UCF	54.26	3/25
6	Cache ARMBRISTER	SR		Auburn	54.41	4/1
6	Amara JONES	SR		Savannah State	54.41	4/1
8	Martinique OCTAVE	SO		Tennessee	54.45	4/2

South Central

1	Jessica BEARD	SR		Texas A&M	51.55	4/2
2	Shelise WILLIAMS	SR		Arkansas	52.20	4/2
3	Jessica YOUNG	SR		TCU	52.27	3/25
4	Ibukun MAYUNGBE	FR		Texas A&M	53.06	4/2
5	Briana NELSON	FR		Texas	53.12	3/25
6	Regina GEORGE	SO		Arkansas	53.46	3/25
7	Diamond RICHARDSON	JR		Baylor	53.51	3/25
8	Andrea SUTHERLAND	SR		Texas A&M	53.67	4/2

Southeast

1	Aiesha GOGGINS	FR		East Carolina	53.47	4/1
2	Zoey RUSSELL	JR		North Carolina	54.63	3/25
3	Sanura ELEYO'REILLY	FR		South Carolina	54.76	3/26
4	Christine JOHNSON	SR		North Carolina	54.77	4/1
5	Felisha GARREN	JR		Western Carolina	54.88	4/1
6	Aunye BOONE	JR		Virginia Tech	55.23	3/18
7	Crystal SHEPHERD	SR		N.C. Central	55.27	3/18
8	Amy SALEK	JR		Elon	55.43	3/12

West

1	Ciara SHORT	SR		Cal State Fullerton	52.90	3/19
2	Turquoise THOMPSON	SO		UCLA	53.13	3/17
3	Joy EATON	SR		UCLA	53.58	4/2
4	Ashlea MCLAUGHLIN	SR		UCLA	54.11	3/25
5	Georganne MOLINE	SO		Arizona	54.18	3/18
6	Phyllis FRANCIS	FR		Oregon	54.28	3/25
7	Shawna FERMIN	SO		Washington State	54.39	4/2
8	Shapri ROMERO	FR		Arizona	54.45	3/18

USTFCCCA Non-Member

Will NOT be ranked, beginning Week 2



USTFCCCA NCAA Division I Regional Index

2011 Outdoor, Week #1

as of 4/5/2011 11:12:21 AM

Women's 800m Run

Great Lakes

1	Rebecca TRACY	SO		Notre Dame	2:09.32	3/25
2	Kathy KLUMP	JR		Cincinnati	2:09.89	3/25
3	Lauren QUAINANCE	SR		Eastern Michigan	2:11.07	4/2
4	Katie LENAHAN	SR		Miami (Ohio)	2:11.46	4/1
5	Abby HIGGINS	SR		Notre Dame	2:11.49	3/25
6	Rachel WHITLEY	SO		Western Michigan	2:11.55	3/31
7	Beverly ELCOCK	JR		Eastern Michigan	2:12.44	3/25
8	Kelly CURRAN	FR		Notre Dame	2:12.46	3/25

Mid-Atlantic

1	Renee TOMLIN	SR		Georgetown	2:07.58	3/31
2	Emily INFELD	SO		Georgetown	2:08.48	3/31
3	Jess PALACIO	JR		Navy	2:09.10	3/31
4	Rachel SCHNEIDER	SO		Georgetown	2:09.16	3/31
5	Cynthia ANAIS	JR		UMES	2:09.24	4/1
6	Emilie DUCADOS	SO		UMES	2:09.28	4/1
7	Rebekka SIMKO	FR		Penn State	2:09.50	4/1
8	Keri BLAND	SR		West Virginia	2:09.70	3/31

Midwest

1	Emma ERICKSON	JR		South Dakota	2:07.75	3/25
2	Sara STOAKES	SO		Kansas State	2:07.85	3/17
2	Nikki SWENSON	SR		Minnesota	2:07.85	4/2
4	Mary Cate QUIETT	SR		DePaul	2:08.82	3/25
5	Kelsey BROWN	FR		Oklahoma	2:08.99	4/2
6	Boglarka BOZZAY	JR		Kansas State	2:09.00	3/17
7	Alena BROOKS	SO		Minnesota	2:09.41	3/18
8	Christine SCHMALTZ	SR		North Dakota State	2:09.49	3/18

Mountain

1	Katie PALMER	SR		BYU	2:05.11	3/25
2	Caroline JEPLETING	JR		Texas Tech	2:05.67	4/2
3	Lacey BLEAZARD	JR		BYU	2:05.83	3/25
4	Lucy YATES	JR		Utah	2:06.71	3/25
5	Amanda MERGAERT	SO		Utah	2:08.06	3/25
6	Nicole CLARK	JR		BYU	2:08.79	3/25
7	Sarah EDWARDS	JR		BYU	2:09.16	3/25
8	Devin BAILEY	JR		Texas Tech	2:10.11	4/2

Northeast

1	Kim STANDRIDGE	SR		Cornell	2:07.78	3/25
2	Caroline KING	JR		Boston College	2:08.25	3/25
3	Caitlin BAILEY	SR		Boston College	2:08.74	3/25
4	Janel PARKER	JR		Cornell	2:08.78	3/25
5	Alyssa O'CONNOR	SO		Cornell	2:10.19	3/25
6	Lauren LLOYD	FR		Cornell	2:10.64	3/19
7	Jillian KING	SO		Boston College	2:10.71	3/25
8	Kerri GALLAGHER	SR		Fordham	2:10.72	3/31

South

1	Cory MCGEE	FR		Florida	2:07.45	4/1
2	Rita JORGENSEN	SR		Vanderbilt	2:08.75	3/25
3	Bienna FREEMAN	SO		Jacksonville	2:09.05	4/1
4	Brittany SHEFFEY	JR		Tennessee	2:09.09	4/2
5	Kianna RUFF	FR		Tennessee	2:09.75	3/25
6	Skyler WALLEN	FR		Mississippi State	2:10.45	4/1
7	Shaniel CHAMBERS	JR		USF	2:10.46	4/1
8	Megan MALASARTE	FR		Georgia	2:10.91	3/18

South Central

1	Brittany HALL	SR		LSU	2:04.88	4/2
2	Charlene LIPSEY	SO		LSU	2:05.05	4/2
3	Marielle HALL	FR		Texas	2:07.25	3/25
4	Brittany OGUNMOKUN	SO		Baylor	2:08.22	3/25
5	Aliese HYDE	FR		Texas A&M	2:08.48	4/2
6	Erica PARKER	SR		Texas A&M	2:08.62	3/25
7	Mary ALENBRATT	SO		SMU	2:09.03	3/25
8	Lovisa LINDH	FR		SMU	2:09.24	3/25
8	Samantha LEARCH	JR		Arkansas	2:09.24	3/25

Southeast

1	Ashley VERPLANK	JR		North Carolina	2:08.17	4/1
2	Tasha STANLEY	JR		North Carolina	2:08.84	4/1
3	Cydney ROSS	SO		Duke	2:09.64	3/31
4	Dominique JACKSON	SR		North Carolina	2:10.28	4/1
5	Vasity CHEMWENO	SR		Western Kentucky	2:10.41	4/1
6	Katie APIBUNYOPAS	SR		Duke	2:10.69	3/25
7	Tiayonna BLACKMON	JR		NC State	2:10.75	3/25
8	Kenyetta IYEVBELE	FR		NC State	2:11.40	3/25

West

1	Anna LAYMAN	SR		Washington State	2:06.95	4/2
2	Ashlea MCLAUGHLIN	SR		UCLA	2:08.84	3/17
3	Justine DIAZ	JR		UC Santa Barbara	2:08.89	3/19
4	Josefine KOSKINEN	SO		San Diego State	2:09.25	3/17
5	Lauren SCHAFFER	JR		Idaho	2:09.27	3/25
6	Courtney ZALUD	SO		Washington State	2:10.07	3/19
7	Paisley PETTWAY	FR		UCLA	2:10.15	4/2
8	Liga VELVERE	SO		Idaho	2:10.35	3/25

USTFCCCA Non-Member

Will NOT be ranked, beginning Week 2



USTFCCCA NCAA Division I Regional Index

2011 Outdoor, Week #1

as of 4/5/2011 11:12:22 AM

Women's 1500m Run

Great Lakes

1	Rebecca TRACY	SO		Notre Dame	4:22.78	3/25
2	Rachel PATTERSON	JR		Miami (Ohio)	4:28.84	3/25
3	Victoria BRINK	SO		Ohio State	4:31.12	4/2
4	Breanne EHRMAN	JR		Indiana	4:31.65	3/26
5	Kelly CURRAN	FR		Notre Dame	4:31.91	3/25
6	Maureen BULGRIN	SR		Dayton	4:32.06	4/1
7	Liga BLYHOLDER	FR		Wisconsin	4:32.56	4/1
8	McKinzie SCHULZ	FR		Notre Dame	4:33.93	3/25

Mid-Atlantic

1	Keri BLAND	SR		West Virginia	4:22.76	3/25
2	Erin KOCH	SR		American	4:24.04	3/31
3	Kaylyn CHRISTOPHER	JR		West Virginia	4:25.17	3/25
4	Emily LIPARI	FR		Villanova	4:26.15	3/31
5	Bogdana MIMIC	JR		Villanova	4:27.61	3/31
6	Jess PALACIO	JR		Navy	4:27.70	3/31
7	Maura RYAN	SR		Penn State	4:28.92	4/1
8	Greta FELDMAN	SO		Princeton	4:32.73	4/1

Midwest

1	Stephanie MORGAN	SO		Illinois	4:21.79	3/25
2	Elizabeth YETZER	SR		Minnesota	4:22.75	3/18
3	Paula WHITING	SR		Tulsa	4:23.05	4/2
4	Boglarka BOZZAY	JR		Kansas State	4:25.55	3/25
5	Ashley MILLER	JR		Nebraska	4:26.09	3/25
6	Missa VARPNESS	FR		Minnesota	4:26.95	3/18
7	Lauren HARDESTY	SR		Iowa	4:27.80	3/25
8	Mary GOLDKAMP	SR		Bradley	4:29.60	3/25

Mountain

1	Katie PALMER	SR		BYU	4:20.82	3/25
2	Jessica PIXLER	SR		Colorado	4:23.12	3/18
3	Heather HAUG	JR		Montana State	4:23.50	4/1
4	Katrina DRENNEN	JR		Montana	4:24.31	4/1
5	Stacy SLIGHT	JR		BYU	4:24.88	3/25
6	Amanda MERGAERT	SO		Utah	4:27.47	3/25
7	Risper KIMAIYO	JR		UTEP	4:27.62	4/2
8	Samantha DIAZ	SO		Nevada	4:28.22	4/2

Northeast

1	Caroline KING	JR		Boston College	4:17.48	3/25
2	Caitlin BAILEY	SR		Boston College	4:24.57	3/25
3	Heidi GREGSON	JR		Iona	4:24.66	3/31
4	Alyssa O'CONNOR	SO		Cornell	4:25.83	3/19
5	Kerri GALLAGHER	SR		Fordham	4:26.39	3/25
6	Jillian KING	SO		Boston College	4:26.49	3/25
7	Nihal KAYALI	SO		Yale	4:26.60	3/18
8	Kim STANDRIDGE	SR		Cornell	4:29.28	3/19

South

1	Brittany SHEFFEY	JR		Tennessee	4:22.16	4/2
2	Chanelle PRICE	JR		Tennessee	4:22.87	4/2
3	Rita JORGENSEN	SR		Vanderbilt	4:26.63	3/31
4	Holly KNIGHT	JR		Auburn	4:26.68	4/1
4	Genevieve LACAZE	JR		Florida	4:26.68	4/1
6	Ashley SHIVER	SO		Georgia	4:27.07	4/1
7	Stella CHRISTOFOROU	FR		Georgia	4:27.46	3/18
8	Liz COSTELLO	SR		Tennessee	4:28.28	4/2

South Central

1	Mary ALENBRATT	SO		SMU	4:23.60	3/25
2	Leigh Ann GANZAR	SR		Baylor	4:30.11	3/25
3	Paige JOHNSTON	FR		Arkansas	4:30.20	4/2
4	Jillian ROSEN	JR		Arkansas	4:30.89	3/25
5	Cate WESTENHOVER	JR		Baylor	4:30.96	4/2
6	Natosha ROGERS	SO		Texas A&M	4:31.32	4/2
7	Laura CARLETON	SO		LSU	4:32.36	3/25
8	Patricia TERRY	FR		TCU	4:32.92	3/18

Southeast

1	Stephanie GARCIA	SR		Virginia	4:22.64	3/31
2	Cally MACUMBER	SO		Kentucky	4:24.32	4/1
3	Lillian GREIBESLAND	FR		NC State	4:26.91	3/25
4	Esther VERMEER	JR		Duke	4:26.93	3/31
5	Erin MERCER	FR		NC State	4:27.36	3/31
6	Samantha DOW	SO		Virginia Tech	4:28.84	3/31
7	Lydia KOSGEI	JR		Eastern Kentucky	4:29.00	3/25
8	Ashley SCHNELL	JR		UNCG	4:30.10	3/18

West

1	Anne KESSELRING	SO		Oregon	4:18.53	3/25
2	Becca FRIDAY	SO		Oregon	4:21.11	3/19
3	Elizabeth APGAR	SO		Arizona	4:24.48	3/25
4	Justine JOHNSON	SO		Washington	4:26.80	3/25
5	Madeline DUHON	SR		Stanford	4:27.12	3/25
6	LeAnne FOGG	SR		Cal Poly	4:27.37	4/2
7	Nicole BOWLER	JR		San Francisco	4:28.66	3/12
8	Sophie CURL	FR		San Francisco	4:29.00	3/12

USTFCCCA Non-Member

Will NOT be ranked, beginning Week 2



USTFCCCA NCAA Division I Regional Index

2011 Outdoor, Week #1

as of 4/5/2011 11:12:23 AM

Women's 5000m Run

Great Lakes

1	Chelsea BLANCHARD	JR		Indiana	16:11.84	3/25
2	Marbeth SHIELL	SR		Butler	16:34.16	3/25
3	Danielle DAKROUB	SR		Central Michigan	16:54.39	3/25
4	Kelsey DUERKSEN	SO		Indiana	16:55.62	3/25
5	Rachel VELARDE	JR		Notre Dame	16:58.77	3/25
6	Samantha TOMERLIN	JR		Western Michigan	16:59.97	3/31
7	Katie CLARK	SO		Butler	17:01.72	3/25
8	Annie BEECHAM	SR		Ohio	17:05.47	3/18

Mid-Atlantic

1	Emily JONES	SO		Georgetown	16:17.91	3/31
2	Caitlin LANE	JR		Penn State	16:18.14	3/25
3	Amanda MARINO	SR		Villanova	16:22.13	3/31
4	Meghan MCGLINCHEY	SO		La Salle	16:42.03	3/25
5	Brooklyne RIDDER	SO		Penn State	16:45.08	3/25
6	Summer COOK	SO		Villanova	16:46.42	3/31
7	Stephanie BEARISH	JR		La Salle	16:56.07	3/25
8	Callie HOGAN	SR		Villanova	16:57.45	3/31

Midwest

1	Betsy FLOOD	JR		Iowa	16:16.41	3/25
2	Martina BARINOVA	FR		Nebraska	16:27.94	3/25
3	Brooke EILERS	JR		Iowa	16:29.47	3/25
4	McKenzie MELANDER	JR		Iowa	16:30.63	3/25
5	Bailey BELVIS	SO		Missouri	16:37.89	3/25
6	Martina TRESCH	SO		Kansas State	16:47.62	3/25
7	Stephanie PRICE	SO		Minnesota	16:50.09	3/18
8	Sydney MESSICK	JR		Kansas State	16:50.52	3/17

Mountain

1	Jessica PIXLER	SR		Colorado	15:25.58	3/25
2	Kari HARDT	JR		BYU	16:15.82	3/25
3	Alyssa ABBOTT	SR		Utah	16:31.54	3/25
4	Christine NELSON	FR		Wyoming	16:31.61	3/25
5	Kodi KLEVEN	FR		Utah Valley	16:36.34	4/1
6	Katy ANDREWS	JR		BYU	16:38.12	3/17
7	Cecily LEMMON-LEW	SR		BYU	16:42.45	3/25
8	Diana MEDINA	JR		Southern Utah	16:55.26	3/25

Northeast

1	Lauren PENNEY	SO		Syracuse	16:09.44	3/25
2	Katie HURSEY	JR		Syracuse	16:10.50	3/25
3	Claire RICHARDSON	SR		Harvard	16:22.15	3/31
4	Abbey D'AGOSTINO	FR		Dartmouth	16:23.50	3/25
5	Sarah PAGANO	FR		Syracuse	16:32.24	3/25
6	Jess BARTON	JR		Northeastern	16:35.85	3/25
7	Kailyn KUZMUK	JR		Harvard	16:39.87	3/31
8	Elise DEROO	JR		Colgate	16:43.61	3/25

South

1	Hannah BROOKS	SR		Florida State	16:09.81	4/1
2	Jessica PARRY	FR		Florida State	16:12.70	4/1
3	Brittany SHEFFEY	JR		Tennessee	16:14.89	3/25
4	Astrid LEUTERT	JR		Florida State	16:37.18	4/1
5	Elizabeth ANDERSON	FR		Vanderbilt	16:37.21	3/31
6	Bridget LYONS	SR		Georgia	16:39.47	4/1
7	Haley GREENWELL	SO		Mississippi State	16:40.45	4/1
8	Louise HANNALLAH	JR		Vanderbilt	16:50.35	3/31

South Central

1	Miranda WALKER	SR		Arkansas	16:15.99	3/25
2	Kristen GILLESPIE	JR		Arkansas	16:31.73	3/25
3	Laleh MOJTABAEZAMANI	JR		Texas	16:56.88	3/25
4	Sara SUTHERLAND	FR		Texas	17:02.06	3/25
5	Lauren SMITH	SO		Stephen F. Austin	17:13.28	3/25
6	Megan JENKINS	SR		Stephen F. Austin	17:17.69	3/25
7	Julie AMTHOR	JR		Texas	17:21.49	3/25
8	Kristine TORRES	SR		Texas A&M-Corpus	17:22.25	3/25

Southeast

1	Dena O'BRIEN	FR		College Of Charleston	16:21.35	3/25
2	Kendra SCHAAF	SO		North Carolina	16:25.42	4/1
3	Amanda GOETSCHUIS	JR		Charlotte	16:27.01	3/25
4	Ashley SCHNELL	JR		UNCG	16:35.62	3/25
5	Kathleen LAUTZENHEISER	FR		William and Mary	16:43.58	3/31
6	Andie COZZARELLI	SO		NC State	16:44.38	3/25
7	Jill PRENTICE	FR		Richmond	16:48.32	3/31
8	Alison PARRIS	SR		James Madison	16:48.68	3/25

West

1	Megan GOETHALS	FR		Washington	16:06.64	3/25
2	Amanda MORENO	SR		UC Santa Barbara	16:16.53	3/25
3	Laura CARLYLE	JR		Oregon State	16:19.00	3/25
4	Ariel WRIGHT	SR		Southern California	16:23.66	3/25
5	Sheree SHEA	SO		Loyola Marymount	16:27.46	3/25
6	Elvin KIBET	FR		Arizona	16:33.90	3/25
7	Hayley OVESON	SR		Oregon State	16:34.01	3/25
8	Marit TEGELAAR	SO		Portland	16:49.03	3/25

USTFCCCA Non-Member

Will NOT be ranked, beginning Week 2



USTFCCCA NCAA Division I Regional Index

2011 Outdoor, Week #1

as of 4/5/2011 11:12:24 AM

Women's 10000m Run

Great Lakes

1	Sarah PEASE	SR	Indiana	34:07.35	3/25
2	Annie BEECHAM	SR	Ohio	34:08.23	3/25
3	Caitlin COMFORT	JR	Wisconsin	34:25.82	3/25
4	Erica RIDDERMAN	SO	Indiana	34:48.36	3/25
5	Kari SUMMERS	SR	Ohio	34:53.56	3/25
6	Kaitlyn PATTERSON	SO	Michigan	34:54.73	3/25
7	Emma KERTESZ	SO	Toledo	35:01.72	3/25
8	Lindsey HILTON	FR	Michigan	35:11.58	3/25

Mid-Atlantic

1	Kara MILLHOUSE	JR	Penn State	33:31.93	3/25
2	Sarah CUMMINGS	SR	Princeton	34:44.45	4/1
3	Leslie KOVACH	SO	Penn	35:21.20	3/18
4	Katherine PIERCE	JR	Lehigh	35:42.68	3/25
5	Abby HEWITT	SO	Princeton	36:28.39	4/1
6	Alex BANFICH	JR	Princeton	36:45.91	3/18
7	Ashley HIGGINSON	SR	Princeton	36:45.92	3/18
8	Jessica DICICCO	SR	Saint Joseph's	36:47.19	3/31

Midwest

1	Tonya NERO	SR	Wichita State	33:11.71	3/25
2	Betsy SAINA	SO	Iowa State	33:13.87	3/25
3	Aliphine TULIAMUK	SO	Wichita State	33:27.05	3/25
4	Dani STACK	SO	Iowa State	33:35.52	3/25
5	Lara CROFFORD	JR	Nebraska	34:19.77	3/25
6	Semehar TESFAYE	JR	Iowa State	34:36.65	3/25
7	Tone HJALMARSEN	SR	Oklahoma State	34:38.88	3/25
8	Elizabeth BOYLE	SR	Illinois	34:41.20	3/25

Mountain

1	Morgan HAWS	SO	BYU	33:39.65	3/25
2	Sarah WALDRON	JR	New Mexico	33:51.08	3/25
3	Laura THWEATT	SR	Colorado	34:33.08	3/25
4	Camille LOGAN	SO	Colorado	34:33.24	3/25
5	Kirsty MILNER	SO	New Mexico	34:37.38	3/25
6	Bradi HUTCHISON	JR	Idaho State	35:03.35	3/25
7	Katherine WARD	SR	Air Force	35:29.41	3/25
8	Sarah HEUER	SO	Colorado State	35:30.32	3/25

Northeast

1	Katie MATTHEWS	JR	Boston University	33:16.97	3/25
2	Catherine DESARLE	SR	Syracuse	33:38.94	3/25
3	Natalie BUSBY	JR	Syracuse	34:52.76	3/25
4	Anisa ARSENAULT	FR	Fordham	36:45.62	3/25
5	Emily FUNG	SO	Albany	37:03.74	3/25
6	Bridget END	FR	Dartmouth	37:09.39	4/1
7	Melissa DEL ROSARIO	SO	Albany	37:18.74	3/25
8	Keely MAGUIRE	SO	New Hampshire	37:35.52	3/19

South

1	Liz COSTELLO	SR	Tennessee	33:25.66	3/25
2	Rhiannon JOHNS	JR	UAB	34:14.04	3/25
3	Mackenzie HOWE	SR	Kennesaw State	34:52.16	3/25
4	Shelby KITTRELL	SO	North Florida	35:21.19	3/4
5	Kelsey JOHNSON	JR	Alabama	36:10.82	3/25
6	Stephanie GAMMON	SR	UAB	36:41.55	3/25
7	Stephanie LEDGERWOOD	SO	Southern Miss	37:44.27	3/24
8	Magrina CHEPKOECH	SR	South Alabama	38:21.03	3/23

South Central

1	Katie SHAW	SR	Baylor	35:06.41	3/25
2	Samantha PATTY	JR	Baylor	36:29.05	3/25
3	Sandra VENEGAS	SO	Texas State	38:12.56	3/25
4	Shannon SULLIVAN	FR	Ark.-Little Rock	38:38.85	4/1
5	Hilda GALLOSO	SO	UTPA	38:43.88	3/25
6	Nora-Beth SAUNDERS	SO	Lamar	39:07.78	3/25
7	Monica CARRILLO	SR	Arkansas-Pine Bluff	39:24.56	4/1
8	Karla ATENCIO	SR	Arkansas-Pine Bluff	39:47.56	4/1

Southeast

1	Kimberly RUCK	JR	Clemson	33:16.45	3/25
2	Juliet BOTTORFF	SO	Duke	33:18.45	3/25
3	Dacia BUSHMAN	SR	Liberty	35:15.84	3/25
4	Katie GORMAN	SO	James Madison	35:42.70	3/25
5	Malia CALI	FR	North Carolina	36:16.09	3/25
6	Beth KELLY	JR	Richmond	36:19.18	3/31
7	Kelsey BUDD	SR	William and Mary	36:29.89	3/25
8	Sara LASKER	JR	William and Mary	36:37.27	3/25

West

1	Tara ERDMANN	SR	Loyola Marymount	33:10.15	3/25
2	Zsafia ERDELYI	SR	Southern California	33:26.47	3/25
3	Jennifer BERGMAN	SO	Arizona	33:38.81	3/25
4	Lindsay FLANAGAN	SO	Washington	33:42.50	3/25
5	Bronwyn CROSSMAN	JR	Oregon	33:43.99	3/25
6	Stephanie MARCY	SR	Stanford	33:46.27	3/25
7	Kate NIEHAUS	SR	Stanford	33:48.72	3/25
8	Sarah ANDREWS	FR	Oregon	33:53.44	3/25

USTFCCCA Non-Member

Will NOT be ranked, beginning Week 2



USTFCCCA NCAA Division I Regional Index

2011 Outdoor, Week #1

as of 4/5/2011 11:12:25 AM

Women's 100m Hurdles

Great Lakes

1	Letecia WRIGHT	SR		Ohio State	12.94	4/2
2	Christina MANNING	JR		Ohio State	12.97	4/2
3	Julian PURVIS	JR		Michigan	13.36	3/25
4	Cassandra LLOYD	JR		Wright State	13.37	3/23
5	Alana GRAY	SR		Ohio State	13.83	4/2
6	Nevada SORENSON	SO		Notre Dame	14.00	3/25
7	Leslie ARIRIGUZO	JR		Michigan State	14.01	4/1
8	Egle STASIUNAITE	SR		Wisconsin	14.03	3/17

Mid-Atlantic

1	Chelsea CARRIER	JR		West Virginia	13.27	3/25
2	Shericka WARD	JR		Villanova	13.56	3/31
3	Evonne BRITTON	SO		Penn State	13.86	4/1
4	Ashley ADAMS	SR		Towson	13.92	3/11
5	Chene TOWNSEND	SO		West Virginia	14.02w	3/25
6	Gabrielle PIPER	FR		Penn	14.12	3/18
7	Asha DALEY	JR		St. Peter's	14.44	4/2
8	Ronnah PARHAM	JR		St. Peter's	14.48	4/2
8	Motara OKUSAGA	SR		Towson	14.48	4/2

Midwest

1	Tamika ROBINSON	SR		Illinois	13.32	4/2
2	Meredith HAYES	SR		Southern Illinois	13.68	4/1
2	Olimpia NOWAK	JR		Northern Iowa	13.68w	4/2
4	Karyn LACOUR	SR		Nebraska	13.69w	4/2
5	Megan WHEATLEY	SR		Nebraska	13.82w	4/2
6	Denise BAKER	SR		Kansas State	13.86	3/25
7	Jesica EJESIEME	FR		Oklahoma	13.92	4/2
8	Tanya FRIESEN	SO		Wichita State	13.96w	4/2

Mountain

1	Kelsey LLOYD	SR		Texas Tech	13.25	3/18
2	Katie GRIMES	SO		Texas Tech	13.47w	4/2
3	Jamie SIMANEK	JR		Texas Tech	13.65w	4/2
4	Precious SELMON	SO		New Mexico	13.66	4/1
5	Mindy SAGERS	SR		BYU	13.72	4/2
6	Fatima MAKAKALA	JR		BYU	13.89	3/25
7	Ashlee CANNON	SR		Utah State	13.94	4/1
8	Shaye MAURER	SO		Southern Utah	14.01	3/25

Northeast

1	Jessie GAINES	JR		Long Island	13.64	3/31
2	Jesse LABRECK	JR		Maine	13.83	3/4
3	Christen GRIFFIN	SR		Albany	13.91w	3/19
4	Saleena ABDUR-RASHED	JR		Northeastern	14.03	3/23
5	Jazmin WALLER	JR		Long Island	14.08	3/31
6	Kalyn SHEEHAN	JR		Rhode Island	14.17	3/25
7	Danielle SILAS	JR		Cornell	14.20	3/19
8	Kyra CALDWELL	JR		Columbia	14.30	4/2

South

1	Teona RODGERS	SR		Florida State	13.26	3/23
2	Jackie COWARD	JR		UCF	13.28	3/25
3	Kim LAING	SR		Alabama	13.49	3/24
4	Karessa FARLEY	JR		UCF	13.68	3/25
5	Carla MILLS	SR		Florida International	13.71	3/25
6	Stacey YOUNG	JR		Jacksonville	13.77	3/25
7	Keisha WALLACE	SO		Mississippi State	13.79	3/18
8	Kaylon EPPINGER	JR		Alabama	13.80	3/24

South Central

1	Tiffani MCREYNOLDS	FR		Baylor	12.91w	4/2
2	Natasha RUDDOCK	SR		Texas A&M	13.01	4/2
3	Alysha ADAMS	SR		North Texas	13.08w	4/2
4	Jasmin STOWERS	FR		LSU	13.15	3/25
5	Demeeka JONES	JR		Houston	13.25w	3/19
6	Tenaya JONES	SR		LSU	13.28	3/25
7	Brittany HYTER	JR		Arkansas	13.43	4/2
8	Jasmine ANDERSON	SR		Louisiana-Lafayette	13.47	3/25

Southeast

1	Kierre BECKLES	JR		South Carolina	13.29	3/26
2	Brianna ROLLINS	FR		Clemson	13.40	4/1
3	LaToya JAMES	SR		North Carolina	13.43	3/25
4	Bridgette OWENS	FR		Clemson	13.44	3/18
5	Jasmine EDGERSON	SO		Clemson	13.61	3/18
6	Janica AUSTIN	SR		South Carolina	13.64	3/17
7	Patricia MAMONA	SR		Clemson	13.69	3/18
8	Monique GRACIA	JR		Clemson	13.71	3/18
8	Monique GRACIA	JR		Clemson	13.71	3/18

West

1	Jasmine CHANEY	SR		Arizona State	13.18	3/25
2	LaTisha HOLDEN	SR		Arizona	13.28	4/2
3	Lindsay ROWE	SR		UCLA	13.34	4/2
4	Kori CARTER	FR		Stanford	13.41	3/25
5	Dahlys MARSHALL	JR		Arizona	13.48	4/2
6	Lauren BLACKBURN	FR		Southern California	13.54	4/2
7	Shaquana LOGAN	SO		Washington State	13.68	4/2
8	Lauren WILLIAMS	SR		Cal State Fullerton	13.70	3/26

USTFCCCA Non-Member

Will NOT be ranked, beginning Week 2

**2011 Outdoor, Week #1****Women's 400m Hurdles****Great Lakes**

1	Egle STASIUNAITE	SR		Wisconsin	59.11	4/1
2	Nyjah COUSAR	SO		Ohio State	59.31	4/2
3	Alex WILLIAMS	JR		Michigan	59.81	3/23
4	Jennifer NEVILLE	SR		Michigan	59.90	3/23
5	Iris CAMPBELL	SO		Western Michigan	1:01.29	3/31
6	Asia RAWLS	SO		Eastern Michigan	1:01.39	4/2
7	NaTasha BLAIR	SR		Purdue	1:01.80	4/2
8	Amber SMITH	FR		Michigan	1:01.96	3/19

Mid-Atlantic

1	Evonne BRITTON	SO		Penn State	59.52	4/1
2	Ashley ADAMS	SR		Towson	1:00.05	3/11
3	Megan DUNCAN	SR		Penn State	1:00.92	4/1
4	Kristen MAHON	SR		Villanova	1:00.99	3/31
5	Tracey FAN FAN	SR		Delaware State	1:02.12	4/1
6	Danai LENDOR	JR		Rutgers	1:02.42	3/18
7	Motara OKUSAGA	SR		Towson	1:02.53	4/2
8	Laura WILLIAMS	FR		Monmouth	1:02.60	3/31

Midwest

1	Ryann KRAIS	JR		Kansas State	57.70	3/25
2	Kianna ELAHI	JR		Iowa State	57.71	4/1
3	Leslie FARMER	JR		Missouri	59.87	4/1
4	Sharyn DAHL	JR		Minnesota	1:00.35	4/2
5	Jesica EJESIEME	FR		Oklahoma	1:00.38	4/2
6	Tiffany HENDRICKS	SR		Iowa	1:00.55	4/2
7	Alexa DULING	SO		South Dakota	1:00.58	3/18
8	Ellie GROOTERS	FR		Nebraska	1:00.77	4/2

Mountain

1	Diana LONG	SO		Wyoming	1:00.52	4/2
2	Jndia CLEVELAND	JR		New Mexico State	1:00.60	3/18
3	KYLIE HIRSCHI	FR		Utah State	1:01.28	4/1
4	Kylie FRANSEN	SR		Southern Utah	1:01.80	3/12
5	Joi WINDHAM	SR		Colorado	1:01.89	3/18
6	Allysa HANSEN	FR		BYU	1:01.96	4/2
7	Megan BURR	JR		Utah Valley	1:02.44	4/1
8	Tiera ZAUGG-HANSEN	SR		Utah Valley	1:02.52	3/4

Northeast

1	Molly GLANTZ	JR		Cornell	59.36	3/19
2	Kyra CALDWELL	JR		Columbia	1:01.21	4/2
3	Alexandra TANNER	SR		Dartmouth	1:01.27	4/2
4	Megan KRUMPOCH	FR		Dartmouth	1:01.74	3/25
5	Donna JEANTY	FR		Buffalo	1:01.92	3/18
6	Kalyn SHEEHAN	JR		Rhode Island	1:02.24	3/25
7	Rebecca KELLY	SR		Albany	1:02.28	3/19
8	Susan RODRIGUEZ	SO		Columbia	1:02.93	4/2

South

1	Ellen WORTHAM	JR		Tennessee	56.62	4/2
2	Ti'erra BROWN	SR		Miami (Fla.)	56.91	4/1
3	Sofie PERSSON	SR		Mississippi	58.30	3/18
4	Leslie NJOKU	SR		Georgia Tech	58.39	3/18
5	Thandi STEWART	FR		Miami (Fla.)	58.85	4/1
6	Ugonna NDU	SO		Florida	59.30	4/1
7	LaToya WRIGHT	SR		Florida A&M	59.45	3/23
8	Talaya OWENS	SR		Alabama	59.55	4/1

South Central

1	Cassandra TATE	JR		LSU	57.25	4/2
2	Danielle DOWIE	FR		Texas	57.33	3/19
3	Angele COOPER	JR		Texas	58.08	3/19
4	Andrea SUTHERLAND	SR		Texas A&M	58.72	3/25
5	Zandria DEBOWLES	SR		Tulane	59.12	3/25
6	Christina HOLLAND	SO		Baylor	1:00.31	3/18
7	Judith SCHULTHEIS	SR		Southeastern Louisia	1:00.69	3/9
8	Brittany HYTER	JR		Arkansas	1:01.06	4/2

Southeast

1	Marlena WESH	SO		Clemson	57.87	4/1
2	LaToya JAMES	SR		North Carolina	58.27	3/25
3	Amber ALLEN	FR		South Carolina	59.03	4/1
4	Sonni AUSTIN	SO		Clemson	59.11	4/1
5	Dotrine JACOBS	FR		North Carolina A&T	1:00.03	4/1
6	Janica AUSTIN	SR		South Carolina	1:00.17	3/17
7	Jenea MCCAMMON	SO		North Carolina A&T	1:00.37	4/1
8	Manika GAMBLE	JR		High Point	1:00.38	3/18

West

1	Turquoise THOMPSON	SO		UCLA	56.73	4/2
2	Jasmine CHANEY	SR		Arizona State	57.40	3/25
3	Georganne MOLINE	SO		Arizona	57.41	4/2
4	Dalilah MUHAMMAD	JR		Southern California	58.75	4/2
5	Keia PINNICK	SO		Arizona State	59.43	3/25
6	Kayla SANCHEZ	JR		Arizona State	59.53	3/25
7	Angelica WEAVER	SO		California	59.66	4/1
8	Ariel COLEMAN	JR		Arizona	1:00.01	4/2

USTFCCCA Non-Member

Will NOT be ranked, beginning Week 2

**2011 Outdoor, Week #1****Women's 3000m Steeplechase****Great Lakes**

1	Ashley BEUTLER	SO		Wisconsin	10:37.25	4/1
2	Victoria BRINK	SO		Ohio State	10:38.47	3/26
3	Lindsey FERGUSON	SR		Notre Dame	10:56.20	3/25
4	Madeline RIBBANT	SO		Central Michigan	10:57.40	4/1
5	Amber CUSHNIE	JR		Toledo	10:57.47	3/25
6	Jenna MATTHEWS	SR		Western Michigan	10:59.30	3/24
7	Maggie BINGHAM	JR		Miami (Ohio)	11:02.02	4/1
8	Kyla CHAPMAN	JR		Purdue	11:07.66	4/2

Mid-Atlantic

1	Natalie BOWER	SO		Penn State	10:21.87	3/25
2	Alison SMITH	JR		Villanova	10:24.52	3/31
3	Lindsey GRAYBILL	SO		Penn State	10:44.67	4/1
4	Sarah MORRISON	SR		Villanova	10:47.53	3/31
5	Samantha GALLAGHER	JR		La Salle	10:52.57	3/25
6	Victoria SZCZAWINSKI	FR		Loyola (Md.)	10:57.65	3/31
7	Meaghan GREGORY	FR		Georgetown	11:00.21	3/31
8	Ashlyn SINCLAIR	SR		Maryland	11:03.78	3/31

Midwest

1	Chantelle GROENEWOUD	SR		Illinois	10:18.59	3/25
2	Martina TRESCH	SO		Kansas State	10:31.10	3/17
3	Jessica FURLAN	SO		Nebraska	10:33.25	3/25
4	Amber STACK	SO		Illinois	10:49.90	3/25
5	Danielle BERNDT	JR		Iowa	10:51.21	3/25
6	Rachel YORK	SR		Wichita State	10:51.24	3/25
7	Kristen ZILLMER	FR		Illinois State	10:56.65	3/31
8	Megan HOELSCHER	SR		Southern Illinois	10:57.90	4/1

Mountain

1	Katy ANDREWS	JR		BYU	10:31.26	4/1
2	Nicola HOOD	FR		New Mexico	10:33.57	3/25
3	Kaitlin HANENBURG	FR		Colorado State	10:42.86	3/25
4	Ruth HILTON	SR		Utah State	10:44.66	4/1
5	Nicole PETERS	JR		Colorado State	10:45.13	3/25
6	Kara DEWALT	SR		Montana	10:50.95	4/1
7	Erica RICHARDSON	SR		Idaho State	10:51.94	4/1
8	Steffi MINSON	SR		Southern Utah	10:54.09	3/25

Northeast

1	Heather STEPHENS	JR		Syracuse	10:26.63	4/1
2	Sydney FITZPATRICK	JR		New Hampshire	10:33.32	4/1
3	Cassie WHITE	JR		Syracuse	10:33.95	3/25
4	Rebekah MACKAY	JR		Syracuse	10:42.47	4/1
5	Erin HAYS	SR		Columbia	10:42.75	4/1
6	Julie QUINN	SR		Columbia	10:44.73	4/1
7	Maura CARROLL	SR		Cornell	10:45.37	3/19
8	Genna HARTUNG	SO		Cornell	10:48.84	3/25

South

1	Nicole ROZARIO	JR		USF	10:29.74	4/1
2	Ecaterina GHEORGHIU	JR		North Florida	10:30.38	4/1
3	Leslie BOOZER	SO		Georgia	10:33.51	4/1
4	Kristina VAUGHN	JR		UAB	10:52.23	3/25
5	Allie PRENDERGAST	JR		USF	10:56.45	4/1
6	Savannah KIRK	FR		Georgia	10:59.43	3/18
7	Ashley SHIVER	SO		Georgia	11:02.83	3/26
8	Zuna PORTILLO-RODRIGUEZ	SR		Southern Miss	11:10.52	3/24

South Central

1	Klara BODINSON	SO		SMU	10:16.36	3/25
2	Silje FJORTOFT	SR		SMU	10:20.25	3/25
3	Megan JACKSON	SR		Arkansas	10:29.92	3/25
4	Cali GEORGE	JR		Arkansas	10:31.67	3/25
5	Kristen HANSELKA	JR		Baylor	10:43.51	3/25
6	Kadi WHISNANT	SR		Nicholls State	10:53.89	4/1
7	Grace HEYMSFIELD	FR		Arkansas	10:56.74	3/25
8	Randi WYMER	JR		Stephen F. Austin	11:03.31	4/2

Southeast

1	Alyssa KULIK	JR		Clemson	10:18.18	3/25
2	Nicol TRAYNOR	JR		Richmond	10:32.16	3/31
3	Kristina KRASICH	SR		Duke	10:33.64	3/25
4	Stephanie BUFFO	SR		Clemson	10:39.88	4/1
5	Keara THOMAS	SR		Charlotte	10:41.24	3/25
6	Monica HERNANDEZ	SR		Louisville	10:53.80	3/24
7	Emily TRYON	SO		Elon	11:01.50	3/25
8	Kelly JEMISON	SR		James Madison	11:01.89	3/31

West

1	Claire MICHEL	SR		Oregon	10:11.64	3/25
2	Margaret CALLAHAN	SR		Arizona	10:22.87	3/25
3	Hannah MOEN	JR		Arizona	10:30.57	3/25
4	LeAnne FOGG	SR		Cal Poly	10:31.72	3/25
5	Samantha KEARNEY	JR		UC Davis	10:44.81	3/25
6	Ruby ROBERTS	FR		Washington State	10:48.27	3/25
7	Caroline AUSTIN	SO		Washington State	10:50.51	3/25
8	Andrea JACOBS	SR		UC Santa Barbara	10:51.70	3/26

USTFCCCA Non-Member

Will NOT be ranked, beginning Week 2



USTFCCCA NCAA Division I Regional Index

2011 Outdoor, Week #1

as of 4/5/2011 11:12:28 AM

Women's 4x100m Relay

Great Lakes

1	Manning, McNary, Linton, Sykes	Ohio State	44.70	4/2
2	Gardner, Burse, Portis, Rhodes	Cincinnati	45.48	3/25
3	Shreve, Roberts, Riley, Dunn	Central Michigan	46.09	4/2
4	Busbee, Purvis, Smith, Cole	Michigan	46.70	3/18
5	Hubbard, Duchow, Vazquez, DeCoster	Wisconsin	46.80	3/17
6	Eber, Tabb, Glass, Woodard	Purdue	46.81	3/26
7	Johnson, Baggett, Scannell, Graves	Miami (Ohio)	46.82	3/25
8	Clarke, Bailey, Espinoza, Bailey	Indiana	46.83	3/26

Mid-Atlantic

1	Wattley, Green, Kendrick, Sogbesan	Morgan State	45.97	4/1
2	Rodriguez, Walker, Gillon, Bisiolu	Rutgers	46.55	3/18
3	McDougall, Strother, Brown, Piper	Penn	46.77	4/2
4	Hoyt, James, Lawrence, Woodford	Pittsburgh	46.79	3/17
5	Maybin, Njoku, Carey, Jules	Marshall	47.18	3/18
6	Caruso, Dupiche, Hollis, Cox	Delaware	47.28	4/2
7	Hendrix, Lewis, Paul, Brown	Maryland	47.54	4/1
8	Leigh, Kamara, Smith, Boyd	Coppin State	47.70	4/1

Midwest

1	Wells, McGrone, Simmons, Anderson	Oklahoma	44.37	4/2
2	Bradley, Dixon, Simpson, Morris	Kansas	44.91	4/2
3	Willis, Giles, Okoroji, Brooks	Minnesota	44.99	4/2
4	Robinson, Kelly, Morgan, Smith	Illinois	45.01	3/26
5	Hendricks, Jones, Liverpool, Leacock	Iowa	45.77	4/2
6	Williams, Moore, Hallman, Pruitt	Wichita State	46.23	4/2
7	Llewellyn, Joseph, Grant, Peavy	Missouri State	46.42	4/2
7	Larrier, Kahle, Edwards, Lewis	SE Missouri State	46.42	4/1

Mountain

1	Alexander, Evans, Jackson, Evans	Texas Tech	44.16	4/2
2	Giddings, Hale, Gowar, Makakala	BYU	45.95	4/2
3	Cleveland, Benton, Aldredge, Perkins	New Mexico State	46.32	3/26
4	Maurer, Day, Paicely, Allen	Southern Utah	46.45	3/25
5	Yeboah, Morse-Ballard, Zaugg-Hansen, Nelson	Utah Valley	46.86	3/4
6	Cannon, Haymore, Hawkins, Witworth	Utah State	46.90	4/1
7	Anderson, Holder, McKinnon, Pope	Northern Arizona	46.92	3/18
8	Heaston, Bernabo, Simmons, Walker	Wyoming	46.98	4/1

Northeast

1	Ford, Milledge, Martin, Walton	Boston University	46.11	4/1
2	Airewele, Hewitt, Santos, Silas	Cornell	46.18	3/19
3	Mitchell, Saundres, Waller, Wickham	Long Island	46.48	3/19
4	McClary, Ventura, Fildes, Graham	Buffalo	46.74	3/18
5	Sheehan, Jubrey, Janeczak, Christian	Rhode Island	46.92	3/25
6	Walker, Rogers, Richardson, Griffin	Albany	47.12	4/1
7	McCarthy, Miller, O'Brien, Labreck	Maine	47.37	4/3
8	Okeke, Ofoche, Johnson, Iheukwumere	Columbia	47.43	4/2

South

1	Booker, Scott, Layne, Paul	UCF	43.53	4/1
2	Atkins, Ferguson, Selvon, Smith	Auburn	43.80	4/1
3	McElveen, Kelley, Mills, Dumoy	Florida International	44.83	4/1
4	Fuller, Dukes, Jameson, McClure	Miami (Fla.)	44.95	4/1
5	Harris, Jackson, Jones, Octave	Tennessee	44.97	4/2
6	Baker, Muir, McCaleb, Wallace	Mississippi State	45.03	3/18
7	Bridges, Bozeman, Williams, Baldwin	Mississippi	45.61	3/18
8	Smith, Pemberton, Jeffrey, Rodgers	Florida State	45.62	3/23











USTFCCA NCAA Division I Regional Index

2011 Outdoor, Week #1








as of 4/5/2011 11:12:29 AM

Women's 4x100m Relay










South Central

1	Collier, Tarmoh, Duncan, Beard	 Texas A&M	43.16	4/2
2	Sylvester, Hackett, Duncan, Wilson	 LSU	43.48	4/2
3	Reese, Harris, Floyd, Bolton	 Houston	43.84	3/25
4	McReynolds, Townsend, Bruce, Richardson	 Baylor	44.21	3/25
5	Peart, Jones, Hill, Young	 TCU	44.49	3/25
6	Cooper, Goodman, Udoh, Peter	 Texas	44.73	3/19
7	Flowers, Jones, Williams, Sutej	 Arkansas	44.80	4/2
8	Barnes, Adams, Simmons, Blaylock	 North Texas	44.96	4/2

Southeast

1	Golladay, Kendrick, Owens, Edgersen	 Clemson	44.41	4/1
2	Brookins, Beckles, Glenn, McCorkle	 South Carolina	44.72	4/1
3	Tyson, Alabi, Boone, Nwaneri	 Virginia Tech	44.86	4/1
4	Dallas, McCoy, Shepherd, Blakney	 N.C. Central	45.41	4/1
5	Carrington, Lawson, McCammon, Hunt	 North Carolina A&T	45.47	4/1
6	Smith, Reed, Myers, Cooley	 Western Kentucky	45.52	4/1
7	Minkins, Hawkins, Tucker, Harris	 East Carolina	45.68	4/1
8	Sanford, Johnson, Bell, Claiborne	 Norfolk State	45.69	4/1

West

1	Laarman, Payne, Puterbaugh, Davis	 Southern California	44.18	4/2
2	Purvis, White, Newson, Gardner	 Oregon	44.47	3/25
3	Gooden, Pinnick, Herring, Chaney	 Arizona State	44.76	3/25
4	Levingston, Dixon-Smith, Carter, Hendricks	 Stanford	45.26	3/25
5	Rowe, Nelms, Woodruff, Eaton	 UCLA	45.36	4/2
6	Marshall, Holden, Pridgett, Poston	 Arizona	45.48	4/2
7	Price, Stewart, Dixon, Garrett	 California	45.81	4/1
8	Logan, James, Clem, Fermin	 Washington State	45.87	4/2
8	Hornsby, Young-Toatley, Roach, Ozoh	 San Diego State	45.87	3/17

USTFCCA Non-Member

Will NOT be ranked, beginning Week 2



USTFCCCA NCAA Division I Regional Index

2011 Outdoor, Week #1

as of 4/5/2011 11:12:29 AM

Women's 4x400m Relay

Great Lakes

1	Campbell, Hunault, Arnold, Munwam	Western Michigan	3:40.92	3/24
2	Portis, Arnold, Klump, Rhodes	Cincinnati	3:42.22	3/25
3	Cousar, Dim, James, Hullum	Ohio State	3:46.73	3/26
4	Woodard, Blair, Morrison, Graham	Purdue	3:48.77	3/26
5	Gray, Gwin, Bailey, Clarke	Indiana	3:49.38	3/26
6	Shearer, Williams, Elcock, Rawls	Eastern Michigan	3:50.77	4/2
7	Hutchings, Schoenle, Hutson, Williams	Kent State	3:51.82	3/25
8	Higginbottom, Weatherford, Smith, Michl	Indiana State	3:52.16	3/31

Mid-Atlantic

1	Anyanwu, Iheoma, Greaves, Duncan	Penn State	3:37.57	4/1
2	Ducados, Gallas, Abrams, Anais	UMES	3:44.57	4/1
3	Mahon, Dunbar, Verdier, Lumax	Villanova	3:47.16	3/31
4	Fan Fan, Mayers, Dornevil, Richardson	Delaware State	3:48.31	4/1
5	Sample, Lendor, Leeke, Bisiolu	Rutgers	3:48.49	3/18
6	Barreto, Mitchell, Carrier, Rotilio	West Virginia	3:49.45	3/25
7	Strickland, Strother, Brown, Okoukoni	Penn	3:49.63	3/26
8	DeCruise, Otu, Scott, DeCruise	Mount St. Mary's	3:50.91	3/31

Midwest

1	Boyd, Bates, Kelly, Griffith	Illinois	3:36.33	4/2
2	Bradley, Morris, Wilson, Washington	Kansas	3:37.33	3/19
3	Jones, Hendricks, Praska, Liverpool	Iowa	3:41.39	4/2
4	Wells, Cole, Anderson, Rolle	Oklahoma	3:41.77	4/2
5	Mills-Doyeto, Whitfield, Thomas, Wilkerson	Oral Roberts	3:42.75	4/2
6	Brooks, Giles, Hill, Swenson	Minnesota	3:43.49	4/2
7	Powell, Christensen, Elahi, Jacobson	Iowa State	3:47.17	4/1
8	Goodman, Tingelstad, Schmaltz, Page	North Dakota State	3:47.77	3/18

Mountain

1	Jackson, Alexander, Evans, Evans	Texas Tech	3:38.13	3/18
2	Wollert, Simmons, Heaston, Walker	Wyoming	3:43.65	4/1
3	Maurer, Allen, Frandsen, Day	Southern Utah	3:44.11	3/4
4	Crain, Abinuwa, Menez, Stewart	UTEP	3:46.69	4/2
5	Aldredge, Benton, Cleveland, Clay	New Mexico State	3:47.59	4/1
6	Nelson, Brown, Hansen, Zaugg-Hansen	Utah Valley	3:47.81	3/4
7	Alston, Billings, Williams, Lott	Weber State	3:48.80	3/25
8	Pitts, Perkins, Brazley, Kelchner	New Mexico	3:49.20	4/1

Northeast

1	Airewele, Reimnitz, Glantz, Standridge	Cornell	3:47.93	3/19
2	Hunter, Chavis, Mohamed, Rogers	Albany	3:48.25	4/1
3	Caldwell, Ofoche, Bell, Vogel	Columbia	3:50.37	3/26
4	Emerson, Daley, Groff, Sudlow	Connecticut	3:50.86	4/2
5	Maynard, Howard, Mellor, Milledge	Boston University	3:53.95	4/1
6	Twicken, Murphy, Brooks, Bellin	Harvard	3:54.65	3/31
7	Abdur-Rashed, Cunha, Henry, Hudson	Northeastern	3:55.31	3/23
8	Kelly, Grace, Poggi, Rue	Yale	3:56.96	4/2

South

1	Hollingsworth, Bridges, Hellberg-Jonsen, Persson	Mississippi	3:36.62	3/26
2	Whittaker, Williams, Ndu, Utery	Florida	3:37.56	4/1
3	Atkins, Smith, Ferguson, Selvon	Auburn	3:38.82	4/1
4	Davenport, Singleton, Freeman, Pierre	Jacksonville	3:39.26	4/1
5	Stewart, Jameson, McClure, Brown	Miami (Fla.)	3:40.36	4/1
6	Ruff, Snapp, Octave, Wortham	Tennessee	3:40.66	3/25
7	Bailey, Evans, Frye, Sanders	Jackson State	3:41.30	3/25
8	Baker, Covington, Muir, McCaleb	Mississippi State	3:41.68	3/26



USTFCCA NCAA Division I Regional Index

2011 Outdoor, Week #1



as of 4/5/2011 11:12:29 AM

Women's 4x400m Relay









South Central

1	Sutherland, Mayungbe, Flemings, Collier	 Texas A&M	3:32.48	4/2
2	McDermott, Herbert, Hall, Tate	 LSU	3:33.63	4/2
3	Ogunmokun, Bruce, Townsend, Richardson	 Baylor	3:36.83	3/25
4	Flowers, Hyter, Jones, Williams	 Arkansas	3:37.25	4/2
5	Harris, Wallace, Floyd, Johnson	 Houston	3:37.61	3/19
6	Griffin, Warren, Perkins, Lindsay	 Northwestern State	3:40.71	3/25
7	Smith, Culbertson, Baldwin, Turner	 UT Arlington	3:42.10	4/2
8	Wright, Hanneman, Hayes, Bailey	 Louisiana Tech	3:43.37	4/2

Southeast

1	Wesh, Kendrick, Austin, Rollins	 Clemson	3:35.18	4/1
2	Johnson, James, Russell, Stanley	 North Carolina	3:35.43	4/1
3	Boone, Amegashie, Alabi, Woodford	 Virginia Tech	3:37.57	4/1
4	Hawkins, Harris, Warner, Goggins	 East Carolina	3:38.85	4/1
5	Robinson, Nwokey, Martin, Shorter	 Kentucky	3:40.80	4/1
6	Shepherd, McCoy, Gore, Williams	N.C. Central	3:41.30	4/1
7	Allen, McCorkle, EleyO'Reilly, Bandy	 South Carolina	3:41.62	4/1
8	Fraenk, Vassell, Robinson, Taylor	 Hampton	3:42.83	4/1

West

1	Rodgers, Blevins, Romero, Moline	 Arizona	3:36.67	4/2
2	Eaton, McLaughlin, Rowe, Thompson	 UCLA	3:36.72	3/17
3	Herring, Sanchez, Geren, Pinnick	 Arizona State	3:40.18	3/25
4	Cox, Harrison, Mullany-Banks, Frazier	 Cal State Northridge	3:42.16	4/2
5	Gosberry, Purvis, Okodogbe, Francis	 Oregon	3:42.35	3/25
6	Carter, Levingston, Dixon-Smith, Hendricks	 Stanford	3:42.58	3/25
7	Roach, Zorich, Blok, Williamson	 UNLV	3:42.93	3/26
8	Landen, Babers, Wallace, Eke	 UC Davis	3:45.88	4/2

USTFCCA Non-Member

Will NOT be ranked, beginning Week 2



USTFCCCA NCAA Division I Regional Index

2011 Outdoor, Week #1

as of 4/5/2011 11:12:30 AM

Women's High Jump

Great Lakes

1	Ashley GALBRAITH	JR		Ohio State	1.80m	5-10%	4/2
2	Rebecca BUCHHOLTZ	JR		Michigan State	1.79m	5-10%	4/1
3	Emily BRESLIN	SR		Purdue	1.75m	5-8%	4/2
4	Maddie BUTTINGER	JR		Notre Dame	1.73m	5-8	3/24
5	Emma KIMOTO	SO		Indiana	1.72m	5-7%	3/26
6	Dorcas AKINNIYI	SO		Wisconsin	1.70m	5-7	4/1
6	Jessica SCHERTING	JR		Michigan State	1.70m	5-7	4/1
6	Tatjana JACOBSON	SO		Bowling Green	1.70m	5-7	4/2

Mid-Atlantic

1	Amina SMITH	FR		Maryland	1.78m	5-10	3/25
2	Vanessa JULES	SO		Marshall	1.75m	5-8%	3/23
3	Katelyn WILLIAMS	SR		West Virginia	1.71m	5-7%	3/25
4	Sherie KEY	FR		Dukesne	1.70m	5-7	3/31
4	Kristin SMITH	SO		Navy	1.70m	5-7	3/31
4	Ashley DABNEY	SO		Towson	1.70m	5-7	3/11
7	Kristen JUDGE	JR		Penn	1.68m	5-6	4/2
8	Lucile CANCRE	SO		Maryland	1.65m	5-5	3/26
8	Audrey GARIPEY-BOGUI	SR		Villanova	1.65m	5-5	3/26
8	Kathleen WADE	SR		Princeton	1.65m	5-5	4/2
8	Samantha YEATS	FR		Villanova	1.65m	5-5	3/31
8	Rachel WATKINS	SO		Monmouth	1.65m	5-5	3/31
8	Emily VARGAS	FR		Rutgers	1.65m	5-5	3/31
8	Natasha REDMAN	SR		West Virginia	1.65m	5-5	3/31
8	Sydney CUMMINGS	SO		West Virginia	1.65m	5-5	3/31

Midwest

1	Toni TOLLEFSON	SO		North Dakota State	1.78m	5-10	3/18
2	Chenale SMITH	SO		Oklahoma	1.75m	5-8%	3/26
3	Audrey SVANE	SR		Nebraska	1.72m	5-7%	4/2
3	J'Lynn LEDESMA	SO		Wichita State	1.72m	5-7%	4/2
3	Kendall MCCAUGHERTY	JR		Illinois	1.72m	5-7%	3/26
6	Natalie DEVINE	SR		Minnesota	1.70m	5-7	4/2
6	Kristen RICE	SO		Oklahoma	1.70m	5-7	4/2
8	Megan WHEATLEY	SR		Nebraska	1.69m	5-6%	4/2
8	Jillanna SCANLAN	FR		Nebraska	1.69m	5-6%	4/2

Mountain

1	Ada ROBINSON	JR		BYU	1.80m	5-10%	4/2
2	Langley IVERSON	JR		Utah	1.78m	5-10	3/25
3	La Tijera AVERY	JR		Nevada	1.77m	5-9%	3/12
4	Diana BLAUER	JR		BYU	1.75m	5-8%	4/2
5	CHARI HAWKINS	FR		Utah State	1.72m	5-7%	3/31
6	Sarah VAUGHN	FR		BYU	1.71m	5-7%	4/1
7	Tako NIARE	JR		UTEP	1.70m	5-7	4/2
7	Alison FORRESTER	FR		Colorado State	1.70m	5-7	3/25

Northeast

1	Monique ROBERTS	JR		Columbia	1.75m	5-8%	4/2
2	Kelsey RUBEOR	JR		Syracuse	1.72m	5-7%	3/24
3	Tara RICHMOND	FR		Columbia	1.70m	5-7	4/2
3	Ilva BIKANOVA	FR		Connecticut	1.70m	5-7	3/25
3	Mary HIRST	SO		Harvard	1.70m	5-7	4/2
6	McKenzie MAJCHRZAK	SO		Army	1.68m	5-6	4/2
6	Ailish HANLY	SO		Cornell	1.68m	5-6	3/25
8	Olga PONOMARENKO	JR		Connecticut	1.67m	5-5%	4/2

South

1	Jessica MERRIWEATHER	SR		Mississippi State	1.80m	5-10%	3/18
1	Saniel ATKINSON	SO		Georgia	1.80m	5-10%	4/1
3	Maya PRESSLEY	SO		Auburn	1.77m	5-9%	3/26
4	Nora MEHL	SR		UAB	1.76m	5-9%	3/11
5	Ke'Airra JONES	JR		Southern Miss	1.75m	5-8%	4/1
5	Shaquita YOUNG	SR		Georgia State	1.75m	5-8%	4/2
5	Megan NOVINGER	SR		Miami (Fla.)	1.75m	5-8%	3/18
8	Kirsten BERDING	SO		Memphis	1.74m	5-8%	4/1

South Central

1	Victoria LUCAS	JR		Texas	1.80m	5-10%	3/25
2	Brittani CARTER	SR		LSU	1.77m	5-9%	4/2
3	Dess MEEK	SR		Baylor	1.75m	5-8%	3/18
3	Viktoria LEKS	JR		SMU	1.75m	5-8%	3/18
3	Lisa EGARTER	FR		SMU	1.75m	5-8%	3/18
3	Shanay BRISCOE	FR		Texas	1.75m	5-8%	3/25
3	Chelsea DOCKREY	SR		Nicholls State	1.75m	5-8%	3/18
8	Lynnika PITTS	FR		LSU	1.72m	5-7%	3/25

Southeast

1	Tynita BUTTS	SO		East Carolina	1.80m	5-10%	4/1
1	Patience COLEMAN	SR		North Carolina	1.80m	5-10%	3/25
1	April SINKLER	JR		Clemson	1.80m	5-10%	4/1
4	Jeannelle SCHEPER	FR		South Carolina	1.75m	5-8%	3/17
4	Nikki ROSEBERRY	SR		Radford	1.75m	5-8%	3/11
6	Pearl BICKERSTETH	SO		Virginia	1.73m	5-8	4/1
7	Rachel GEHRET	SR		Louisville	1.70m	5-7	3/24
8	Joshua ROGERS	SR		Murray State	1.69m	5-6%	3/25

West

1	Brigetta BARRETT	SO		Arizona	1.85m	6-%	4/2
1	Holly PARENT	SO		Washington State	1.85m	6-%	4/2
3	Christine RICE	SO		Washington State	1.80m	5-10%	4/2
3	Kristen MEISTER	SR		California	1.80m	5-10%	4/1
5	Naima GOODWIN	SR		Sacramento State	1.79m	5-10%	4/2
6	Desirae GONDER	SR		Cal State Northridge	1.77m	5-9%	3/17
7	Sarah SADDLETON	SO		Hawaii	1.76m	5-9%	3/25
8	Whitney SISLER	JR		Cal Poly	1.75m	5-8%	3/12
8	Samantha HENDERSON	SR		Arizona State	1.75m	5-8%	3/31

USTFCCCA Non-Member

Will NOT be ranked, beginning Week 2



USTFCCA NCAA Division I Regional Index

2011 Outdoor, Week #1

as of 4/5/2011 11:12:32 AM

Women's Pole Vault

Great Lakes

1	MacKenzie FIELDS	SO		Cincinnati	4.10m	13-5½	3/19
1	Vera NEUENSWANDER	SR		Indiana	4.10m	13-5½	3/26
3	Katherine LEE	JR		Akron	4.05m	13-3½	4/1
4	Kelsie AHBE	SO		Indiana	4.00m	13-1½	3/26
5	Ariane BEAUMONT-COURTEAU	FR		Akron	3.97m	13-¾	3/25
6	Nicole HOPE	JR		Indiana State	3.86m	12-8	3/25
6	Richelle KIMBLE	SO		Indiana State	3.86m	12-8	3/25
8	Jessica HEMINGWAY	SR		Eastern Michigan	3.85m	12-7½	4/2
8	Sarah RASNICK	FR		Cincinnati	3.85m	12-7½	4/1
8	Michelle EBY	JR		Cincinnati	3.85m	12-7½	4/1

Mid-Atlantic

1	Jocelyn WITMER	JR		Penn State	3.70m	12-1½	4/1
1	Amanda PALENCHAR	JR		Penn State	3.70m	12-1½	4/1
1	Ashlyn LLERANDI	SR		Villanova	3.70m	12-1½	3/31
4	Tory WORTHEN	SO		Princeton	3.55m	11-7¾	4/2
4	Lauren TAUSCHER	SO		Princeton	3.55m	11-7¾	4/2
6	Brooke HAMSCHER	FR		Penn	3.50m	11-5¾	4/2
6	Courtney MARKOW	FR		Delaware	3.50m	11-5¾	4/2
6	Katlyn SHELAR	FR		West Virginia	3.50m	11-5¾	3/25
6	Victoria TOSO	SR		Pittsburgh	3.50m	11-5¾	3/17

Midwest

1	Natalie WILLER	SR		Nebraska	4.20m	13-9¾	4/2
2	Bethany BUELL	FR		South Dakota	4.02m	13-2¾	3/18
3	Sarah PAPPAS	SR		Oklahoma	4.00m	13-1½	4/2
3	Alexandra ACKER	JR		Oklahoma	4.00m	13-1½	4/2
5	Cami JISKRA	JR		Nebraska	3.95m	12-11½	4/2
6	Rachel BIRTLES	SR		Nebraska	3.90m	12-9½	4/2
7	Jaci PERRYMAN	SR		Kansas	3.85m	12-7¾	4/2
8	Stephanie RICHARTZ	FR		Illinois	3.83m	12-6¾	4/2

Mountain

1	Shade WEYGANDT	SO		Texas Tech	4.25m	13-11¾	3/26
2	Margo TUCKER	FR		New Mexico	3.98m	13-¾	4/1
2	Amber MENKE	SO		New Mexico	3.98m	13-¾	4/1
4	Kelli EHARDT	JR		BYU	3.92m	12-10¾	4/2
5	Jessie GIBBS	SR		Texas Tech	3.86m	12-8	3/26
6	Bizzy MELLADO	SO		Air Force	3.83m	12-6¾	4/1
7	Tawny LAMBUTH	JR		Air Force	3.70m	12-1½	3/19
7	Alicia ECHAVERRIA	SR		Nevada	3.70m	12-1½	3/12

Northeast

1	Jillena DECARTERET	SO		Northeastern	4.06m	13-3¾	3/23
2	Sarah ENGLE	JR		Columbia	3.81m	12-6	4/2
3	Kasandra CLARK	SR		Army	3.75m	12-3½	3/19
4	Samantha BRADY	JR		Cornell	3.70m	12-1½	3/19
4	Sydney LEROY	SO		Harvard	3.70m	12-1½	4/2
4	Adrienn LACHANCE	FR		Harvard	3.70m	12-1½	3/16
7	Hallie HUGGINS	SR		Army	3.68m	12-¾	4/2
8	Jenna MARRIONE	SO		Binghamton	3.55m	11-7¾	4/2
8	Claire DISHONG	SO		Cornell	3.55m	11-7¾	3/19

South

1	Denise VON EYNATTEN	SR		USF	4.27m	14-0	3/18
2	Joanna WRIGHT	SR		Georgia Tech	4.22m	13-10	4/1
3	Stephanie DUFFY	SR		USF	4.12m	13-6¾	3/18
4	Neal TISHER	FR		Mississippi	4.07m	13-4¾	4/1
5	Dana WEBB	SR		USF	3.97m	13-¾	3/18
5	Daisy GLASSER	SR		Florida	3.97m	13-¾	4/1
7	Lauren GIFFIN	JR		Florida State	3.95m	12-11½	3/4
8	Lizbeth MABRY	SR		Florida State	3.81m	12-6	3/18

South Central

1	Rachel LAURENT	JR		LSU	4.33m	14-2¾	3/25
2	Tina SUTEJ	JR		Arkansas	4.30m	14-1¾	4/2
3	Tara DIEBOLD	JR		Arkansas	4.20m	13-9¾	4/2
4	Laura ASIMAKIS	JR		Texas A&M	4.08m	13-4¾	4/2
5	Stephanie FOREMAN	JR		Arkansas State	3.97m	13-¾	4/1
6	Christal BREWSTER	SR		North Texas	3.95m	12-11½	3/18
7	Erica NAEGER	SR		Arkansas State	3.91m	12-10	4/1
8	Karley KING	SO		Houston	3.90m	12-9¾	3/19

Southeast

1	Lauren TERSTAPPEN	FR		Clemson	3.95m	12-11½	3/18
2	Cassandra CRAWFORD	FR		Appalachian State	3.90m	12-9½	3/18
3	Annie POWELL	SR		UNC-Wilmington	3.85m	12-7¾	3/12
3	Andrea SABBATINE	SR		Louisville	3.85m	12-7¾	3/24
3	Mandissa MARSHALL	SO		George Mason	3.85m	12-7¾	3/31
6	Shelby KENNARD	FR		Kentucky	3.81m	12-6	3/18
7	Amy FRYT	SR		Duke	3.80m	12-5¾	3/25
7	Angela RUMMANS	FR		South Carolina	3.80m	12-5¾	3/17

West

1	Katerina STEFANIDI	JR		Stanford	4.42m	14-6	3/25
2	Allison KORESSEL	SO		UCLA	4.10m	13-5¾	4/2
3	Allison STOKKE	SR		California	4.05m	13-3¾	3/25
4	Shaylah SIMPSON	FR		Arizona State	4.02m	13-2¾	3/18
5	Tori ANTHONY	SR		UCLA	4.00m	13-1½	4/2
6	Kelsy HINTZ	SO		San Diego State	3.97m	13-¾	3/17
7	Erica VIOLETT	SR		Sacramento State	3.95m	12-11½	3/26
8	Ellie MCCARDWELL	FR		Stanford	3.90m	12-9¾	3/5
8	Theresa RAUB	SR		California	3.90m	12-9¾	3/5
8	Logan MILLER	SO		Washington	3.90m	12-9¾	3/26



2011 Outdoor, Week #1

Women's Pole Vault

USTFCCCA Non-Member

Will NOT be ranked, beginning Week 2



USTFCCCA NCAA Division I Regional Index

2011 Outdoor, Week #1

as of 4/5/2011 11:12:32 AM

Women's Long Jump

Great Lakes

1	Leah EBER	JR		Purdue	6.04m	19-9%	3/26
2	Ashley HUNAUULT	SR		Western Michigan	5.88m	19-3%	3/31
3	Kelcey MCKINNEY	JR		Ohio State	5.86m	19-2%	4/2
4	Katherine LEE	JR		Akron	5.80m	19-½	3/25
5	Reigna PIERCE	SR		Milwaukee	5.79mw	19-0	3/31
6	Fabrina ESPINOZA	FR		Indiana	5.76m	18-10%	3/26
7	Tofunmi AKEREDOLU	SO		Michigan	5.73m	18-9%	3/18
8	Adenike PEDRO	FR		Ohio State	5.71m	18-9	3/26

Mid-Atlantic

1	Ashley HENDRIX	JR		Maryland	5.85m	19-2%	3/25
2	Kiani PROFIT	SR		Maryland	5.76m	18-10%	3/25
3	Catherine OKOUKONI	JR		Penn	5.65m	18-6%	4/2
4	Dominique BEST	FR		La Salle	5.63m	18-5%	4/2
5	Sierra LARSUEL	SR		Duquesne	5.60m	18-4%	3/31
6	Ashley ADAMS	SR		Towson	5.59m	18-4%	3/26
7	Wunmi FAPOHUNDA	SR		Pittsburgh	5.57m	18-3%	3/17
8	Alexandra DOERSAM	JR		Lehigh	5.55m	18-2%	4/2

Midwest

1	Nina KOKOT	JR		Kansas State	6.19m	20-3%	3/25
2	Whitney CARLSON	SR		North Dakota State	6.13mw	20-1%	3/18
3	Todea-Kay WILLIS	SO		Minnesota	6.12m	20-1	4/2
4	Carisa LEACOCK	FR		Iowa	6.08m	19-11%	4/2
5	Francine SIMPSON	SO		Kansas	6.07m	19-11	3/19
6	Tara KORSHOJ	SO		Nebraska	6.06mw	19-10%	4/2
7	Rose RICHMOND			Kansas	6.02m	19-9	3/19
8	Malaikah LOVE	JR		Southern Illinois	5.89m	19-4	4/1

Mountain

1	Alesha WALKER	SR		New Mexico	6.20mw	20-4%	4/1
2	Amber ANDERSON	SR		Northern Arizona	6.19m	20-3%	4/1
3	Precious SELMON	SO		New Mexico	6.07m	19-11	4/1
4	India CLEVELAND	JR		New Mexico State	6.04m	19-9%	3/26
5	Deanna YOUNG	SR		New Mexico	5.81m	19-¾	4/1
6	Brianna LEROY	JR		Utah	5.73m	18-9%	3/31
7	La Tijera AVERY	JR		Nevada	5.69m	18-8	4/2
8	Deborah AMOAH	SO		Nevada	5.66m	18-7	4/2

Northeast

1	Whitney HOLDER	SO		Connecticut	5.91m	19-4%	3/25
2	Malin OLSSON	FR		Manhattan	5.89m	19-4	3/18
3	Olivia WEEKS	SO		Harvard	5.87m	19-3%	3/16
4	Jesse LABRECK	JR		Maine	5.83m	19-1%	3/11
5	Kelsey RUBEOR	JR		Syracuse	5.80mw	19-½	3/24
6	Jessie GAINES	JR		Long Island	5.78m	18-11%	3/19
7	Uju OFOCHE	SO		Columbia	5.77m	18-11%	4/2
8	Ieva STAPONKUTE	JR		Syracuse	5.75mw	18-10%	3/24

South

1	Sonnisha WILLIAMS	SO		UCF	6.39m	20-11%	3/25
2	Brittany BOZEMAN	SO		Mississippi	6.16m	20-2%	4/1
3	Marissa MCELVEEN	SO		Florida International	6.14m	20-1%	3/25
4	Kiara HENRY	JR		Middle Tennessee	6.12mw	20-1	3/18
5	Rochelle FARQUHARSON	FR		Mississippi State	6.04mw	19-9%	4/1
6	Jacquelyn GILCHRIST	JR		UCF	6.02m	19-9	3/25
7	Julienne MCKEE	FR		Georgia Tech	5.99m	19-8	3/25
7	Kortney THURMAN	SR		Middle Tennessee	5.99mw	19-8	4/1

South Central

1	Chelsea HAYES	SR		Louisiana Tech	6.38m	20-11%	4/2
2	A'Lexus BRANNON	FR		Texas	6.26m	20-6%	3/25
3	Jennifer CLAYTON	FR		LSU	6.22m	20-5	3/25
4	Tiana DAVIS	SR		Louisiana Tech	6.13m	20-1%	4/2
5	Crystal WALKER	SO		Stephen F. Austin	6.10m	20-¾	3/25
6	Whitney GIPSON	JR		TCU	6.05m	19-10%	3/25
7	Jessica EDWARDS	SO		UTSA	5.99m	19-8	3/25
8	Shantel THOMPSON	SR		Arkansas	5.98m	19-7%	4/2

Southeast

1	Charachesicia LOCKHART	JR		Louisville	6.29m	20-7%	3/24
2	Champagne BELL	FR		Norfolk State	6.11mw	20-½	3/18
3	April SINKLER	JR		Clemson	5.99m	19-8	3/18
4	Rachel GEHRET	SR		Louisville	5.96m	19-6%	3/24
5	Patricia MAMONA	SR		Clemson	5.91m	19-4%	3/18
6	Karimah SHEPHERD	SO		NC State	5.90m	19-4%	4/1
7	Shakia FORBES	JR		North Carolina A&T	5.89m	19-4	3/25
8	Veronica DAY	SR		Elon	5.86m	19-2%	3/25

West

1	Alycia HERRING	FR		Arizona State	6.25m	20-6%	3/18
2	Keia PINNICK	SO		Arizona State	6.12m	20-1	3/18
3	Samantha HENDERSON	SR		Arizona State	6.05m	19-10%	3/31
4	Alitta BOYD	SO		Southern California	6.03m	19-9%	3/19
5	Desirae GONDER	SR		Cal State Northridge	5.95mw	19-6%	3/26
6	Deja EDWARDS	JR		UNLV	5.94mw	19-6	3/26
7	Natalia WRIGHT	JR		Sacramento State	5.89m	19-4	3/26
8	Allison REASER	FR		San Diego State	5.84m	19-2	3/17

USTFCCCA Non-Member

Will NOT be ranked, beginning Week 2



USTFCCA NCAA Division I Regional Index

2011 Outdoor, Week #1

as of 4/5/2011 11:12:33 AM

Women's Triple Jump

Great Lakes

1	Kelcey MCKINNEY	JR		Ohio State	12.63m	41-5¼	4/2
2	Jordan HELGREN	JR		Wisconsin	12.32m	40-5	4/1
3	Samia TAYLOR	SO		Milwaukee	12.20m	40-¾	3/31
4	Alyssa DAVIS	SR		Marquette	12.00m	39-4¼	4/1
5	Erika SUCHLA	SO		Milwaukee	11.96m	39-3	3/31
6	Shnell WISHART	FR		Eastern Michigan	11.90m	39-½	3/25
7	Leah EBER	JR		Purdue	11.89m	39-¾	3/26
8	Reigna PIERCE	SR		Milwaukee	11.83m	38-9¼	3/31

Mid-Atlantic

1	Tanaya LLOYD	JR		Penn State	12.37m	40-7	4/1
2	Christina EPPS	SO		Coppin State	12.28m	40-3¼	3/17
3	Samantha FRANCIS	FR		Villanova	12.19m	40-0	3/31
3	Catherine OKOUKONI	JR		Penn	12.19m	40-0	4/2
5	Anita JAMES	SR		Pittsburgh	12.18mw	9-11¼	3/17
6	Jasia RICHARDSON	FR		Marshall	12.08m	39-7¼	3/23
7	Ashley CORUM	FR		Pittsburgh	12.04m	39-6	3/25
7	Imani OLIVER	FR		Princeton	12.04m	39-6	4/2

Midwest

1	Andrea GEUBELLE	SO		Kansas	12.72m	41-8¼	4/2
2	Clarissa ANDREWS	SR		Oklahoma State	12.23mw	40-1¼	3/18
3	Jasmine SIMMONS	SR		Oklahoma	12.19mw	40-0	4/2
4	TiAra WALPOOL	JR		Kansas State	12.18m	39-11¼	3/17
5	Todea-Kay WILLIS	SO		Minnesota	12.01m	39-5	4/2
6	Michelle HIGGINS	SO		SIU Edwardsville	11.92m	39-1¼	3/31
7	Brittney CLOUDY	JR		Saint Louis	11.89m	39-¾	4/1
8	Ahshane JOHNSON	FR		Missouri State	11.88m	38-11¼	4/2

Mountain

1	Deborah AMOAH	SO		Nevada	12.42m	40-9	4/2
2	Elizabeth WILSON	SO		BYU	12.01mw	39-5	3/25
3	Meaghan PEAK	JR		Colorado State	11.71mw	38-5	4/2
4	Emily MOORE	FR		Wyoming	11.63mw	38-2	4/2
5	Liz NICKLES	SO		Northern Colorado	11.53m	37-10	4/2
6	Amber ANDERSON	SR		Northern Arizona	11.43m	37-6	3/18
7	Julia STEWART	FR		Utah State	11.35m	37-3	4/1
7	Horlexus WILLIS	FR		New Mexico State	11.35m	37-3	3/26

Northeast

1	Tiffany DAWSON	SO		Wagner	12.13m	39-9¼	3/25
2	Whitney FORD	SR		Boston University	11.98m	39-3¼	4/1
3	Sandy ANTENOR	SR		Albany	11.89m	39-¾	3/19
4	Danay SPENCER	SR		Long Island	11.87m	38-11¼	3/19
5	Brittany POWER	SO		Connecticut	11.75m	38-6¼	3/25
6	Yushanni DURRANT	SR		Albany	11.69m	38-4¼	4/1
7	Tanya SIMARD	SR		Maine	11.68mw	38-4	3/4
8	Ananda FRASER	SR		Rhode Island	11.66m	38-3¼	3/25

South

1	Ganna DEMYDOVA	JR		Southern Miss	13.02m	42-8¼	4/1
2	Aria GAINES	JR		Mississippi	12.66m	41-6¼	3/26
3	Rochelle FARQUHARSON	FR		Mississippi State	12.64m	41-5¼	3/26
4	Kia WANSLEY	JR		Alabama	12.59m	41-3¼	4/1
5	Ashani ROBERTS	JR		Florida Atlantic	12.49m	40-11¼	3/12
6	Julienne MCKEE	FR		Georgia Tech	12.47mw	40-11	4/1
7	Chloe HETHERTON	FR		Alabama	12.44m	40-9¼	4/1
8	Saniel ATKINSON	SO		Georgia	12.43m	40-9¼	3/26

South Central

1	Melissa OGBOURNE	SR		LSU	13.05mw	42-9¼	3/25
2	Sasha-Kay MATTHIAS	SR		Texas A&M	12.66m	41-6¼	3/17
3	Melissa MAYS	FR		Texas A&M	12.58m	41-3¼	4/2
4	Michelle OGASHI	JR		Southeastern Louisiana	12.50m	41-¼	4/2
5	Jessica UBANYIONWU	JR		Baylor	12.48m	40-11¼	4/2
6	Sarah AGARA	SR		Rice	12.46mw	40-10¼	3/25
7	Crystal WALKER	SO		Stephen F. Austin	12.44m	40-9¼	3/25
8	Eboni JOHNSON	SO		UTSA	12.38mw	40-7¼	4/1

Southeast

1	Patricia MAMONA	SR		Clemson	13.36m	43-10	4/1
2	April SINKLER	JR		Clemson	13.02m	42-8¼	4/1
3	Namatirai Grace MAVUGARA	JR		George Mason	12.50m	41-¼	4/1
4	Jasmine BRUNSON	SO		Clemson	12.34m	40-6	3/18
5	Michelle NEWMAN	JR		North Carolina	12.31m	40-4¼	3/25
6	Veronica DAY	SR		Elon	12.30m	40-4¼	3/25
7	Radiance BASDEN	JR		South Carolina	12.25m	40-2¼	3/17
8	Briauna JONES	FR		Charlotte	12.24mw	40-2	4/1

West

1	Allison WILDER	SR		UC Riverside	13.12m	43-½	3/5
2	Jasmine PICKETT	SR		Cal Poly	12.83m	42-1¼	4/2
3	Natalia WRIGHT	JR		Sacramento State	12.74m	41-9¼	3/26
4	Shanieka THOMAS	FR		San Diego State	12.58m	41-3¼	3/26
5	Lauren MCGLORY	SO		Sacramento State	12.49m	40-11¼	3/26
6	Tracey STEWART	SR		California	12.39m	40-7¼	3/25
7	Madeline LEDUC	SR		UC Irvine	12.35m	40-6¼	3/26
8	Alex EVANS	SO		San Diego State	12.28m	40-3¼	3/26

USTFCCA Non-Member

Will NOT be ranked, beginning Week 2



USTFCCA NCAA Division I Regional Index

2011 Outdoor, Week #1

as of 4/5/2011 11:12:34 AM

Women's Shot Put

Great Lakes

1	Faith SHERRILL	SR		Indiana	16.92m	55-6½	3/26
2	Stacey WANNEMACHER	SR		Purdue	16.13m	52-11	3/26
3	Rudy ATANG	SR		Notre Dame	15.69m	51-5¾	3/25
4	Taylor SMITH	SO		Wisconsin	15.33m	50-3¾	4/1
5	Allison LISKE	JR		Michigan	15.32m	50-3¾	3/19
6	Jasmine BOYER	SO		Wisconsin	15.19m	49-10	3/17
7	Alexandra ROBERTS	JR		Miami (Ohio)	14.92m	48-11½	4/1
8	Joh'vonnie MOSLEY	FR		Kent State	14.86m	48-9	4/1

Mid-Atlantic

1	Vanessa HENRY	JR		UMES	16.15m	53-0	4/1
2	Thanithia BILLINGS	SR		Princeton	14.55m	47-9	4/2
3	Moriah YOUNG	SO		Maryland	14.26m	46-9¾	4/1
3	Ranita MEALER	FR		Morgan State	14.26m	46-9¾	4/1
5	Amanda DELLER	SO		UMBC	14.22m	46-8	3/31
6	Ashley ADAMS	SO		Duquesne	13.70m	44-11½	3/31
7	Natalie CLICKETT	SR		Rutgers	13.66m	44-9¾	3/31
8	Jane SWENSON	JR		Penn State	13.57m	44-6¾	4/1

Midwest

1	Tia BROOKS	SO		Oklahoma	17.31m	56-9¾	4/2
2	Karen SHUMP	SO		Oklahoma	16.80m	55-1½	4/2
3	Jeneva MCCALL	JR		Southern Illinois	16.27m	53-4¾	4/1
4	Gwen BERRY	SR		Southern Illinois	15.94m	52-3¾	4/1
5	Brittany SMITH	SO		Illinois State	15.41m	50-6¾	3/31
6	Amanda LATSCH	SR		Nebraska	15.27m	50-1¾	4/2
7	Annie JACKSON	FR		Nebraska	14.83m	48-8	4/2
8	Jessica MAROSZEK	FR		Kansas	14.80m	48-6¾	4/2

Mountain

1	Ifeatu OKAFOR	SO		Texas Tech	16.40m	53-9¾	3/26
2	Kelly CLOSSE	JR		Texas Tech	15.47m	50-9¾	3/18
3	Jessica BUSH	FR		Northern Arizona	14.90m	48-10¾	3/18
4	Spela HUS	JR		Utah State	14.64m	48-¾	3/18
5	Kayla KOVAR	FR		Southern Utah	14.53m	47-8	3/25
6	Nikkie RUDDER	SO		Utah	14.39m	47-2½	3/25
7	Amanda MURPHY	JR		Montana State	14.24m	46-8¾	4/1
8	Ashley HUTCHINSON	JR		Wyoming	14.11m	46-3¾	4/1

Northeast

1	Rachel ROBERTS	SO		Buffalo	15.36m	50-4¾	4/2
2	Rebecca O'BRIEN	SO		Buffalo	15.19m	49-10	4/2
3	Tynisha MCMILLIAN	SR		Connecticut	14.60m	47-11	4/2
4	Brynn SMITH	SR		Brown	14.49m	47-6¾	4/2
5	Shannon WATT	SO		Harvard	13.86m	45-5¾	3/16
6	Victoria IMBESI	SO		Cornell	13.79m	45-3	3/19
7	Carol CRESS	JR		Sacred Heart	13.52m	44-4¾	3/25
8	Christina ALEXANDER	SR		Dartmouth	13.44m	44-1¾	4/2

South

1	Annie ALEXANDER	JR		Tennessee	17.62m	57-9¾	4/2
2	Hilenn JAMES	FR		Georgia	16.14m	52-11½	4/1
3	Betty WILLIAMS	SR		Mississippi	15.99m	52-5¾	4/1
4	Kamorean HAYES	JR		Florida State	15.58m	51-1½	4/1
5	Fidela JAMES	JR		Florida	15.56m	51-¾	4/1
6	Marina VOJINOVIC	JR		Memphis	15.41m	50-6¾	3/25
7	Wilamena HOPKINS	SO		Alabama	15.34m	50-4	4/1
8	Allyn LAUGHLIN	SR		Florida State	15.21m	49-11	3/23

South Central

1	Skylar WHITE	SO		Baylor	17.16m	56-3¾	3/25
2	Simone DU TOIT	JR		SMU	16.64m	54-7¾	4/2
3	Trecey REW	SR		Northwestern State	15.94m	52-3¾	4/2
4	Kelsey SAMUELS	SO		TCU	15.81m	51-10¾	4/2
5	Amanda VAN DYKE	JR		Texas	15.77m	51-9	3/25
6	Kaitlyn ANDREWS	SR		Stephen F. Austin	15.76m	51-8¾	3/25
7	Lakeitha ELMORE	SR		ULM	15.14m	49-8¾	3/18
8	Stormy HARRISON	SR		TCU	15.13m	49-7¾	4/2

Southeast

1	Michelle ANUMBA	FR		Duke	16.41m	53-10¾	4/1
2	D'Ana MCCARTY	SR		Louisville	16.25m	53-3¾	4/1
3	Samira BURKHARDT	FR		Virginia Tech	16.17m	53-¾	4/1
4	Khadija ABDULLAH	JR		Louisville	16.15m	53-0	4/1
5	Amashi-Ali KENDALL	SO		Louisville	15.67m	51-5	4/1
6	Lawanda HENRY	JR		NC State	15.16m	49-9	4/1
7	Mary ANGELL	SR		Kentucky	14.98m	49-1¾	4/1
8	Maureen LAFFAN	JR		Virginia	14.67m	48-1¾	4/1
8	Stacee ROBERTS	JR		South Carolina	14.67m	48-1¾	4/1

West

1	Julie LABONTE	SO		Arizona	17.65m	57-11	3/18
2	Alyssa HASSLEN	SO		Arizona	17.10m	56-1¾	3/18
3	Baillie GIBSON	FR		Arizona	16.13m	52-11	3/18
4	Whitney ASHLEY	JR		San Diego State	15.39m	50-6	3/17
5	Chid ONYEWUENYI	SR		UC Davis	15.35m	50-4¾	4/2
6	Marissa MINDERLER	SR		Southern California	15.31m	50-2¾	3/12
7	Rosario SANCHEZ	JR		Fresno State	15.28m	50-1¾	3/5
8	Andrea BEHRING	SR		Sacramento State	15.18m	49-9¾	4/2

USTFCCA Non-Member

Will NOT be ranked, beginning Week 2



USTFCCCA NCAA Division I Regional Index

2011 Outdoor, Week #1

as of 4/5/2011 11:12:35 AM

Women's Discus

Great Lakes

1	Beth ROHL	SO		Michigan State	53.24m	174-8	4/1
2	Terri ANDERSON	JR		Purdue	52.92m	173-7	3/26
3	Kelsey HANLEY	SR		Indiana State	52.63m	172-8	3/31
4	Erin PENDLETON	SO		Michigan	51.89m	170-3	3/18
5	Sarah MORRIS	SR		Western Michigan	51.55m	169-1	3/31
6	Taylor SMITH	SO		Wisconsin	50.79m	166-7	3/17
7	Melissa KURZDORFER	FR		Kent State	49.69m	163-0	4/1
8	Allison LISKE	JR		Michigan	49.41m	162-1	3/23

Mid-Atlantic

1	Kristen BATTS	SR		Maryland	48.63m	159-6	3/25
2	Natalie CLICKE	SR		Rutgers	46.54m	152-8	3/18
3	Lauren ALLAM	FR		Navy	46.31m	151-11	3/26
4	Ashley ADAMS	SO		Duquesne	46.29m	151-10	3/31
5	Jane SWENSON	JR		Penn State	43.24m	141-10	4/1
6	Rebecca DUHAMEL	FR		Lehigh	42.25m	138-7	4/2
7	Rebecca MISKO	JR		Bucknell	41.91m	137-6	3/31
8	Kathryn BAGLIO	FR		Lehigh	41.75m	136-11	4/2

Midwest

1	Brittany BORMAN	JR		Oklahoma	55.13m	180-10	4/2
2	Jessica MAROSZEK	FR		Kansas	52.35m	171-9	4/2
3	Samantha MUSIL	SR		Nebraska	52.32m	171-8	4/2
4	Morgan WILKEN	SO		Nebraska	50.88m	166-11	3/25
5	Karen SHUMP	SO		Oklahoma	50.78m	166-7	4/2
6	Kelsey POLJANSEK	SR		Oklahoma	50.63m	166-1	3/26
7	Nicole TZANAKIS	SR		Minnesota	50.52m	165-9	3/18
8	Bailey WAGNER	JR		Oklahoma	50.24m	164-10	3/26

Mountain

1	Ifeatu OKAFOR	SO		Texas Tech	53.05m	174-0	4/2
2	Jessica SHARBONO	FR		Colorado State	51.64m	169-5	4/2
3	Kelly CLOSSE	JR		Texas Tech	49.19m	161-4	3/26
4	Paige BLACKBURN	JR		Air Force	48.86m	160-3	3/25
5	Elizabeth JOHNSON	SO		Colorado State	47.67m	156-4	4/2
6	Shannon PRINCE	SR		Utah State	47.62m	156-3	3/18
7	Kayla KOVAR	FR		Southern Utah	47.29m	155-2	4/1
8	Constance MCALMAN	SR		Nevada	46.95m	154-0	4/2

Northeast

1	Rebecca O'BRIEN	SO		Buffalo	52.82m	173-3	4/2
2	Victoria BUHR	SO		Brown	48.70m	159-9	4/2
3	Catherine COXON	JR		Albany	45.89m	150-6	3/25
4	Shant'e WHITE	JR		Buffalo	45.62m	149-8	3/18
5	Tynisha MCMILLIAN	SR		Connecticut	44.83m	147-1	4/2
6	Shannon WATT	SO		Harvard	44.37m	145-7	3/16
7	Erin MILLER	SO		Buffalo	43.92m	144-1	4/2
8	Lacey CRAKER	SO		Brown	43.71m	143-5	4/2

South

1	Annie ALEXANDER	JR		Tennessee	55.06m	180-7	3/25
2	Betty WILLIAMS	SR		Mississippi	53.92m	176-11	3/26
3	Keely MEDEIROS	JR		Florida	52.82m	173-3	4/1
4	Ashley MILLER	SO		Florida	51.33m	168-5	3/25
5	Christina RAPHAEL	SR		Florida International	47.29m	155-2	3/25
6	Yolanda BERRYHILL	SR		Georgia State	46.78m	153-5	3/25
6	Lauren NOE	JR		USF	46.78m	153-5	3/18
8	Kaitlin DAVIS	SO		Florida	46.74m	153-4	4/1

South Central

1	Simone DU TOIT	JR		SMU	58.81m	192-11	4/2
2	Samia STOKES	JR		LSU	54.05m	177-4	3/18
3	Skylar WHITE	SO		Baylor	53.66m	176-0	4/2
4	Okwukwe OKOLIE	JR		Texas	53.34m	175-0	3/25
5	Trecey REW	SR		Northwestern State	53.24m	174-8	3/25
6	Jiovanna MARTINEZ	SR		Texas State	50.11m	164-5	4/2
7	Ashlee SMITH	SO		McNeese State	49.71m	163-1	3/18
8	Julia AGAWU	SO		Arkansas State	48.89m	160-5	4/1

Southeast

1	Mary ANGELL	SR		Kentucky	51.34m	168-5	4/1
2	D'Ana MCCARTY	SR		Louisville	50.73m	166-5	4/1
3	Aimee KODAT	SR		South Carolina	50.12m	164-5	3/17
4	Brittany HAMPTON	JR		NC State	48.86m	160-3	3/17
5	Khadija ABDULLAH	JR		Louisville	48.11m	157-10	4/1
6	Erin WYKOFF	JR		Virginia	48.07m	157-8	3/25
7	Erica BRAND	FR		Duke	47.18m	154-9	3/18
8	Heather ROUSH	SR		Richmond	45.84m	150-4	3/25

West

1	Anna JELMINI	FR		Arizona State	60.49m	198-5	3/25
2	Baillie GIBSON	FR		Arizona	53.15m	174-4	4/2
3	Alyssa HASSLEN	SO		Arizona	51.22m	168-0	3/18
4	Julie LABONTE	SO		Arizona	50.66m	166-2	3/18
5	Ashley KENNEY	JR		Washington State	50.04m	164-2	4/2
6	Whitney ASHLEY	JR		San Diego State	49.97m	163-11	3/26
7	Taylor FREEMAN	SO		Arizona	49.76m	163-3	4/2
8	TeRina KEENAN	JR		Hawai'i	48.89m	160-5	3/25

USTFCCCA Non-Member

Will NOT be ranked, beginning Week 2



USTFCCCA NCAA Division I Regional Index

2011 Outdoor, Week #1

as of 4/5/2011 11:12:36 AM

Women's Hammer Throw

Great Lakes

1	Felisha JOHNSON	SO		Indiana State	60.43m	198-3	3/31
2	Melissa KURZDORFER	FR		Kent State	59.31m	194-7	4/1
3	Kelsey HANLEY	SR		Indiana State	58.30m	191-3	3/25
4	Alexis THOMAS	SO		Ohio State	57.17m	187-6	4/2
5	Stacey WANNEMACHER	SR		Purdue	56.39m	185-0	4/2
6	Mallory BARNES	SR		Dayton	55.19m	181-1	3/24
7	Mykal IMBROCK	SR		Central Michigan	55.12m	180-10	4/2
8	Maggie MULLEN	JR		Ohio State	55.03m	180-6	3/26

Mid-Atlantic

1	Emma RUGGIERO	SR		Princeton	59.21m	194-3	4/2
2	Kristen BATTIS	SR		Maryland	55.00m	180-5	3/25
3	Symmone FISHER	JR		Monmouth	54.72m	179-6	3/25
4	Amanda PHELPS	JR		Navy	53.93m	176-11	3/26
5	Moriah YOUNG	SO		Maryland	53.35m	175-0	3/25
6	Thanithia BILLINGS	SR		Princeton	53.34m	175-0	4/2
7	Jessie ECHARD	JR		Maryland	52.73m	173-0	3/25
8	Terina MILLER	JR		West Virginia	50.61m	166-0	3/25

Midwest

1	Jeneva MCCALL	JR		Southern Illinois	66.56m	218-4	4/1
2	Gwen BERRY	SR		Southern Illinois	64.50m	211-7	4/1
3	Erin ATKINSON	FR		Southern Illinois	60.25m	197-8	4/1
4	Olga CIURA	SR		Southern Illinois	58.84m	193-0	4/1
5	Samantha MUSIL	SR		Nebraska	57.46m	188-6	4/2
6	Britta CHRISTOFFERSON	SR		Iowa State	55.94m	183-6	3/25
7	Victoria ZIMMERMAN	JR		Nebraska	55.76m	182-11	4/2
8	Melissa FRASER	JR		DePaul	55.60m	182-5	3/25

Mountain

1	Terran ALEXANDER	SR		UTEP	58.00m	190-3	3/26
2	Amanda MURPHY	JR		Montana State	56.50m	185-4	4/1
3	Tipaleli FOTU	SR		BYU	55.95m	183-6	3/25
4	Anneli STAHL	SO		Utah	55.78m	183-0	4/1
5	Constance MCALMAN	SR		Nevada	55.55m	182-3	4/2
6	Kenisha THROUGHSSINGH	JR		Colorado State	54.49m	178-9	4/2
7	Alex FILIAGA	SR		Weber State	53.92m	176-11	3/25
8	Becky REEVES	JR		Utah Valley	52.06m	170-9	4/1

Northeast

1	Althea CHARLES	SR		Northeastern	59.28m	194-6	4/2
2	Crystal BOURQUE	SR		Rhode Island	58.47m	191-10	3/25
3	Shant'e WHITE	JR		Buffalo	58.41m	191-7	3/18
4	Brynn SMITH	SR		Brown	57.09m	187-3	4/2
5	Athalia SMITH	JR		Sacred Heart	55.19m	181-1	3/25
6	Kadine JOHNSON	SR		Albany	54.98m	180-4	3/19
7	Lacey CRAKER	SO		Brown	53.54m	175-8	3/19
8	Erin ROSSI	JR		Cornell	52.31m	171-7	3/19

South

1	Nikola LOMNICKA	JR		Georgia	63.70m	209-0	3/25
2	Juliana SMITH	SR		Mississippi	61.86m	202-11	4/1
3	Alesha ASIJE	SR		Georgia	56.76m	186-2	4/1
3	Angelica HOWARD	JR		Alabama	56.76m	186-2	3/24
5	Lauren NOE	JR		USF	55.58m	182-4	3/18
6	Ronnisha HALL	SR		Jacksonville	54.19m	177-9	3/25
7	Laquoya KELLY	JR		Tennessee	53.71m	176-2	3/25
8	Benia GREGOIRE	SO		Florida International	53.33m	174-11	3/25

South Central

1	Ayla GILL	JR		SMU	61.70m	202-5	3/18
2	Karen HENNING	FR		LSU	55.40m	181-9	4/2
3	Brianna KENNEDY	JR		LSU	54.76m	179-8	3/25
4	Samia STOKES	JR		LSU	53.72m	176-3	4/2
5	DeJon GRIFFIN	SR		Northwestern State	53.35m	175-0	3/12
6	Katie BRAGG	SO		UTSA	52.52m	172-3	3/25
7	Trecey REW	SR		Northwestern State	52.33m	171-8	3/18
8	Tina ROBINSON	SR		Rice	51.69m	169-7	3/25

Southeast

1	Dorotea HABAZIN	SR		Virginia Tech	65.30m	214-3	3/25
2	Laura IGAUNE	SR		Western Kentucky	63.07m	206-11	4/1
3	D'Ana MCCARTY	SR		Louisville	57.59m	188-11	3/24
4	Maegan LEWIS	SR		East Carolina	57.09m	187-3	3/18
5	Lawanda HENRY	JR		NC State	55.01m	180-5	4/1
6	Patrice GATES	FR		Louisville	53.86m	176-8	4/1
6	Meaghan MCGOVERN	JR		Richmond	53.86m	176-8	3/31
8	Monteka FLOWERS	JR		Western Kentucky	53.75m	176-4	4/1

West

1	Amanda BINGSON	JR		UNLV	68.47m	224-7	3/18
2	Marissa MINDERLER	SR		Southern California	62.60m	205-4	3/19
3	Ida STORM	FR		UCLA	62.22m	204-1	4/2
4	Jenny OZORAI	FR		Southern California	62.12m	203-9	4/2
5	Gabby MIDLES	JR		Idaho	59.29m	194-6	4/2
6	Chid ONYEWUENYI	SR		UC Davis	58.96m	193-5	3/12
7	Chelsea CASSULO	JR		UNLV	58.28m	191-2	3/4
8	J'Quyra MONCUR-BLUE	SO		Fresno State	57.36m	188-2	3/19

USTFCCCA Non-Member

Will NOT be ranked, beginning Week 2



USTFCCA NCAA Division I Regional Index

2011 Outdoor, Week #1

as of 4/5/2011 11:12:37 AM

Women's Javelin

Great Lakes

1	Victoria PATERRA	FR		Miami (Ohio)	49.91m	163-9	3/25
2	Maggie MULLEN	JR		Ohio State	46.55m	152-8	4/2
3	Megan RENNHACK	JR		Wisconsin	43.06m	141-3	3/17
4	Elaina MEZZASALMA	FR		Wisconsin	42.50m	139-5	3/17
5	Sara OCZYPOK	SO		Kent State	42.04m	137-11	4/1
6	Jessica FLAX	JR		Wisconsin	39.55m	129-9	3/17
7	Lauren MCCULLOUGH	SO		Ohio	39.39m	129-2	3/17
8	Lauren BENJAMIN	JR		Marquette	38.62m	126-8	3/18

Mid-Atlantic

1	Karlee MCQUILLEN	SR		Penn State	48.78m	160-0	4/1
2	Laura RYCEK	SR		Bucknell	47.20m	154-10	3/26
3	Laura LOHT	FR		Penn State	46.15m	151-5	4/1
4	Rachel KOTULA	FR		Robert Morris	45.77m	150-2	3/18
5	Julia ARDUINI	JR		Villanova	45.44m	149-1	3/26
6	Kaitchen DEARBORN	FR		Penn State	45.38m	148-10	4/1
7	Alexandra HUNSBERGER	FR		Lafayette	43.89m	144-0	3/17
8	Kat FOLGER	JR		Bucknell	43.59m	143-0	3/26

Midwest

1	Melissa FRASER	JR		DePaul	49.57m	162-7	3/25
2	Ali PISTORA	SR		Kansas State	49.44m	162-2	3/25
3	Samantha ESPIRICUETA	SR		SE Missouri State	48.69m	159-9	3/18
4	Heather BERGMANN	SO		Kansas	48.56m	159-4	3/19
5	Alanna KOVACS	JR		DePaul	47.59m	156-1	3/25
6	Leigh PETRANOFF	JR		Illinois State	47.57m	156-1	3/31
7	Chantae MCMILLAN	SR		Nebraska	47.28m	155-1	4/2
8	Roxi GRIZZLE	JR		Nebraska	45.85m	150-5	3/25

Mountain

1	Sabine KOPPLIN	FR		Nevada	51.59m	169-3	4/2
2	Laura MACAULEY	JR		UTEP	48.47m	159-0	3/26
3	Amber FREEMAN	SO		BYU	46.09m	151-2	3/25
4	Marissa HAMMOND	SR		Nevada	44.50m	146-0	4/2
5	Tiffany HELLSTROM	SO		Weber State	44.15m	144-10	4/1
6	Allyson WARDELL	SO		BYU	42.48m	139-4	3/17
7	Aubri SALAZAR	SO		BYU	41.72m	136-10	4/1
8	Sarah NICHOLS	JR		Nevada	41.44m	135-11	3/12

Northeast

1	Hannah MAYER	FR		Harvard	46.88m	153-9	3/16
2	Victoria IMBESI	SO		Cornell	46.80m	153-6	3/19
3	Kathryn WESTON	SR		Buffalo	45.62m	149-8	3/18
4	Niina AL-HASSAN	FR		Brown	44.46m	145-10	4/2
5	Alexandra KROUS	SR		Maine	43.70m	143-4	4/3
6	Jessica FRONK	SR		Harvard	43.67m	143-3	3/16
7	Jessica BOND	JR		Maine	43.33m	142-2	4/3
8	Kelsey RUBEOR	JR		Syracuse	42.79m	140-4	3/24

South

1	Megan AUSTIN	SR		Alabama	48.88m	160-4	3/24
2	Colleen FELIX	JR		Georgia	47.62m	156-3	3/25
3	Casey WAGNER	JR		USF	47.57m	156-1	3/18
4	Chelsea WHALEN	FR		Florida State	45.46m	149-1	3/4
5	Holly KANE	SR		Tennessee	43.62m	143-1	3/25
6	Megan HORNE	FR		Florida International	43.59m	143-0	3/17
7	Suzee MILLS	SO		Kennesaw State	43.00m	141-1	3/18
8	Fawn MILLER	FR		Florida	41.19m	135-1	4/1

South Central

1	Ana RUZEVIC	JR		Tulane	51.37m	168-6	3/9
2	Emalie HUMPHREYS	SR		Texas A&M	48.87m	160-4	3/17
3	Annie SIMONEAUX	FR		LSU	46.10m	151-3	3/25
4	Aly DAILY	JR		Texas A&M	45.39m	148-11	3/25
5	Chelsey STEELE	SO		Southeastern Louisiana	44.70m	146-8	3/18
6	Abbey KARIN	FR		LSU	44.24m	145-1	4/2
7	Aja SCOTT	SO		Nicholls State	44.05m	144-6	3/18
8	Jaimee SPRINGER	FR		Nicholls State	43.88m	143-11	4/1

Southeast

1	Heather ROUSH	SR		Richmond	48.08m	157-9	3/25
2	Andrea HOPKINS	SO		Duke	47.80m	156-10	3/25
3	Amy MATULEWICZ	JR		Duke	47.14m	154-8	4/1
4	Nicole TOZZI	JR		East Carolina	45.45m	149-1	3/18
5	Tara KARIN	JR		Virginia	45.30m	148-7	4/1
6	Shannon SULLIVAN	SO		Duke	44.53m	146-1	4/1
7	Deborah MATTERN	SR		Coastal Carolina	44.23m	145-1	4/1
8	Megan MORTON	FR		Western Carolina	43.09m	141-4	4/1

West

1	Marissa TSCHIDA	SR		Washington State	53.90m	176-10	3/19
2	Courtney KIRKWOOD	JR		Washington State	52.94m	173-8	3/19
3	Tara ROSS	SR		Long Beach State	49.69m	163-0	3/26
4	Eda KARESIN	SR		Stanford	49.44m	162-2	3/5
5	Randi HICKS	SR		Long Beach State	48.75m	159-11	3/26
6	Marissa MINDERLER	SR		Southern California	46.81m	153-7	4/2
7	Emily KERSTING	SO		Sacramento State	46.18m	151-6	4/2
8	Elizabeth MINOOFAR	SR		Stanford	45.01m	147-8	3/5

USTFCCA Non-Member

Will NOT be ranked, beginning Week 2



2011 Outdoor, Week #1

Women's Heptathlon

Great Lakes

1	Jessica FLAX	JR		Wisconsin	5,162	3/17
2	Deanna LATHAM	FR		Wisconsin	4,869	3/17
3	Maddie BUTTINGER	JR		Notre Dame	4,682	3/24
4	Shelby SCHAAL	SO		Milwaukee	4,626	3/31
5	Kaitlyn GOOD	FR		Cincinnati	4,486	4/1
6	Kylie KOPP	SO		Wright State	4,443	4/1
7	Alana GRAY	SR		Ohio State	4,425	3/31
8	Camai BRANDENBERG	JR		Ohio State	4,368	3/31

Mid-Atlantic

1	Brooke ASTOR	FR		Lehigh	4,207	3/24
2	Krysta PORTERLOTT	SR		Navy	3,877	3/26
3	Ashley AITKEN	JR		Navy	3,838	3/26
4	Jessica COOKE	SO		Towson	3,803	4/1
5	Ashley ROBINSON	SR		Navy	3,471	3/26

Midwest

1	Tanya FRIESEN	SO		Wichita State	5,112	3/24
2	Sarah GILBERT	JR		Wichita State	4,622	3/24
3	Witney SORELL	JR		Wichita State	4,621	3/24
4	Jamie PRUTER	SR		Wichita State	4,273	3/24
5	Jessi COLLINS	FR		Saint Louis	3,998	4/1
6	Mallory DUGGER	JR		Saint Louis	3,935	4/1
7	Jordon ANDREASSEN	SO		Iowa State	2,959	3/23

Mountain

1	CHARI HAWKINS	FR		Utah State	4,948	3/31
2	Brianna LEROY	JR		Utah	4,868	3/31
3	Sophia WAGNER	JR		Colorado State	4,464	3/31
4	Holly ODNEAL	SO		Colorado	4,454	3/31
5	Sarah NICHOLS	JR		Nevada	4,309	3/23
6	April PATE	JR		Nevada	4,133	3/23
7	McKinzie ANDERSON	SO		Idaho State	3,218	3/23
8	Genny MAYDEN	FR		Colorado	3,129	3/31

Northeast

1	Kelsey RUBEOR	JR		Syracuse	5,337	3/24
2	Nicole SLIVA	JR		Harvard	4,433	3/16
3	Christine REED	JR		Harvard	4,405	3/16
4	Mary HIRST	SO		Harvard	4,346	3/16
5	Priscilla TROJANO	JR		Dartmouth	4,309	3/17
6	Rachel PALLIN	JR		Dartmouth	3,988	3/17
7	Christina JOHNSON	JR		Army	3,850	3/25
8	Tonya STALLARD	SR		Army	3,825	3/25

South

1	Kaylon EPPINGER	JR		Alabama	5,499	3/24
2	Brittany BOZEMAN	SO		Mississippi	4,846	3/24
3	Fabia MCDONALD	FR		Mississippi	4,803	3/24
4	Lindsay SCHWARTZ	JR		South Alabama	4,778	3/23
5	Tyrisha CHAMBERS	SO		Alabama State	4,546	3/24
6	Naomi MACK	JR		Kennesaw State	4,458	3/24
7	Nicole CUMMINGS	FR		Miami (Fla.)	4,404	3/18
8	Morgan TYLER	SR		Samford	4,381	3/24

South Central

1	Katherine EVANS	SR		Texas State	4,848	3/16
2	Ari INCE	SR		Rice	4,713	3/16
3	Kanasha HICKS	JR		Arkansas State	4,422	3/24
4	Kayla FONTENOT	JR		McNeese State	4,378	3/16
5	Myesha DIXON	SO		Prairie View A&M	4,334	3/17
6	Carly SZABO	FR		Texas State	4,286	3/16
7	Tina VALENZUELA	FR		Texas State	4,246	3/16
8	Brandi HUFF	FR		Texas A&M-Corpus	4,101	4/1

Southeast

1	Krystle MATTHEWS	SR		Liberty	4,605	4/1
2	Isabel BOERSMA	SR		College Of Charlesto	4,423	3/17
3	Amanda DENGER	FR		George Mason	4,338	3/17
4	Kristen HURLEY	FR		Gardner-Webb	4,223	3/24
5	Jennifer MONK	SO		James Madison	4,167	4/1
6	Gwen RICCO	SO		Wake Forest	4,166	4/1
7	Cheslie KRYST	SO		South Carolina	4,096	3/17
8	Nicole LEVERMANN	FR		Citadel	4,013	3/17

West

1	Keia PINNICK	SO		Arizona State	5,455	3/31
2	Samantha HENDERSON	SR		Arizona State	5,424	3/31
3	Desirae GONDER	SR		Cal State Northridge	5,250	3/17
4	Maureen AJOKU	SR		UC Santa Barbara	4,865	3/24
5	Angela JENSEN	SR		Washington State	4,742	3/31
6	Olympia JEWETT	FR		Cal State Northridge	4,369	3/17
7	Ashley HENRY	FR		UNLV	3,535	3/9
8	Jenna HULION	SO		Cal State Northridge	3,491	3/17

USTFCCCA Non-Member

Will NOT be ranked, beginning Week 2



2011 Outdoor, Week #1

Women's Heptathlon