



# USTFCCCA NCAA Division I Regional Index

## 2011 Outdoor, Week #2

as of 4/11/2011 5:55:19 PM

### Men's 100m Dash

#### Great Lakes

1	Kind BUTLER	JR		Indiana	10.47	3/26
2	Shane CRAWFORD	SR		Purdue	10.49	3/26
3	Devin PIPKIN	SR		Indiana	10.62	4/9
4	Tyler SULT	SO		Indiana	10.69w	3/26
5	Ross PARSONS	FR		Central Michigan	10.70w	4/7
5	Nathaniel SCALES	SO		Kent State	10.70	3/25
7	Miklos SZEBENY	SR		Notre Dame	10.75w	4/2
7	Chris KIRTZ	SR		Purdue	10.75	3/26

#### Mid-Atlantic

1	Jerome RUDOLPH	JR		Lafayette	10.58w	4/2
2	Miles DRYDEN	SR		Temple	10.76w	4/6
3	Chadwih BROWN	SR		Mount St. Mary's	10.78	3/18
4	Emmanuel FREELAND	SR		Temple	10.83	3/31
5	Charles GLADMAN	SR		Robert Morris	10.84w	3/18
6	Marques WALLACE	SR		St. Peter's	10.86w	3/18
7	Marcus WALLACE	SO		UMES	10.87	4/1
8	Mason SMITH	FR		Penn	10.89	4/2

#### Midwest

1	Zye BOEY	JR		Eastern Illinois	10.15w	3/31
2	Tre CHAMBERS	FR		Missouri	10.37w	4/8
3	Martynas JURGILAS	JR		Kansas State	10.39	3/25
4	Sean KING	JR		Minnesota	10.47	4/2
5	Andrew RILEY	JR		Illinois	10.52	4/2
6	Stanley AZIE	SR		Illinois	10.53w	4/8
7	Carlos ANDERSON	FR		Northern Iowa	10.54w	4/8
8	Darren PATTERSON	SR		Eastern Illinois	10.58w	3/31

#### Mountain

1	Gil ROBERTS	JR		Texas Tech	10.36	4/2
2	Joe MORRIS	SO		Colorado	10.40	4/8
3	Anthony WRIGHT	SO		UTEP	10.46	4/2
4	Armahd LEWIS	SR		Utah State	10.48w	4/7
5	Silas PIMENTEL	JR		Utah State	10.51w	4/7
6	Suji ADENIYAN	SR		UTEP	10.62	4/2
6	Evan TAYLOR	SO		Northern Colorado	10.62	4/8
8	Taheric BRANTLEY	FR		Texas Tech	10.72w	3/26

#### Northeast

1	Jake RACHIELE	SO		Albany	10.67	3/19
2	Aaron RADDEN	SO		Central Connecticut	10.72	4/7
2	Jesse DRINKS	SO		Connecticut	10.72	4/7
4	Chase AARONSON	JR		Cornell	10.73	3/25
5	Darius VELEZ	JR		Northeastern	10.75	3/12
6	Tristan AKONG	SO		Albany	10.76	3/19
7	Alfred MCDANIEL	SR		Army	10.78	3/19
8	Chris BAIN	FR		Cornell	10.79	3/19

#### South

1	Jeff DEMPS	JR		Florida	10.07	4/1
2	D'Angelo CHERRY	JR		Mississippi State	10.15w	4/6
3	Harry ADAMS	JR		Auburn	10.21	4/1
3	Keenan BROCK	FR		Auburn	10.21	4/1
5	Michael GRANGER	SO		Mississippi	10.22w	4/9
6	Maurice MITCHELL	JR		Florida State	10.28	4/8
7	Dentarius LOCKE	FR		Tennessee	10.29	4/2
8	Jonathan JUIN	SR		Mississippi	10.32w	4/9

#### South Central

1	Gerald PHIRI	SR		Texas A&M	10.06	4/6
2	Woodrow RANDALL	JR		Baylor	10.13w	4/6
3	Prezel HARDY, JR.	FR		Texas A&M	10.21	4/2
3	Marek NIIT	SO		Arkansas	10.21	3/25
5	Gabriel MVUMVURE	SR		LSU	10.23	4/2
6	Rynell PARSON	FR		LSU	10.24w	4/6
6	Cordero GRAY	SR		UT Arlington	10.24	4/6
8	Charles SILMON	SO		TCU	10.25	3/18
8	Horatio WILLIAMS	JR		LSU	10.25	4/2

#### Southeast

1	Reggie DIXON	JR		Hampton	10.33	3/24
1	Keith RICKS	JR		Virginia Tech	10.33	4/1
3	Justin MURDOCK	JR		Clemson	10.35	4/6
4	Sam JORDAN	JR		Charlotte	10.37w	3/17
5	Javon YOUNG	JR		Charleston Southern	10.39	4/1
6	Antonio SALES	SR		South Carolina	10.45	4/8
7	TJ GRAHAM	SO		NC State	10.50	3/25
8	Aaron ANDERSON	SR		Hampton	10.51	3/24
8	Darrell WESH	FR		Virginia Tech	10.51	4/8

#### West

1	James ALAKA	SO		Washington	10.37	3/25
1	Chris MCSWAIN	SO		Arizona	10.37	4/2
3	Aaron BROWN	SO		Southern California	10.38	4/2
4	Randall CARROLL	SO		UCLA	10.43	3/25
5	Elliot TAYLOR	JR		Arizona	10.44	4/2
5	Ryan MILUS	FR		Arizona State	10.44	3/25
7	Brett BLANSHAN	SO		Washington State	10.45	4/2
8	Jordan TAYLOR	FR		CSU Bakersfield	10.50w	3/26

**USTFCCCA Non-Member** Will NOT be ranked, beginning Week 2



# USTFCCCA NCAA Division I Regional Index

## 2011 Outdoor, Week #2

as of 4/11/2011 5:55:20 PM

### Men's 200m Dash

#### Great Lakes

1	Devin PIPKIN	SR	Indiana	21.23	3/26
2	Matthew CAMPBELL	JR	Michigan	21.28w	4/7
3	Kyle JEFFERSON	JR	Wisconsin	21.29	3/17
4	Tyler O'BRIEN	JR	Marquette	21.39	3/18
5	Kind BUTLER	JR	Indiana	21.45	4/9
6	Andrew STULL	JR	Indiana State	21.57w	4/8
7	Princeton BRYSON	JR	Kent State	21.60	3/25
8	Chris KIRTZ	SR	Purdue	21.69w	4/2

#### Mid-Atlantic

1	Brady GEHRET	FR	Penn State	20.93	4/1
2	Emmanuel FREELAND	SR	Temple	21.49	3/31
3	Thomas KEANE-DAWES	SR	UMES	21.52	3/18
4	Calvin DASCENT	JR	Morgan State	21.53	3/18
5	Christopher HARRISON	SR	Howard	21.63	4/2
6	Ryan CARTER	SO	Delaware State	21.64	4/9
7	Marcus WALLACE	SO	UMES	21.65	3/18
7	Tom HOPKINS	FR	Princeton	21.65	3/18

#### Midwest

1	Zye BOEY	JR	Eastern Illinois	20.66	3/31
2	Tre CHAMBERS	FR	Missouri	21.11	4/8
3	Stanley AZIE	SR	Illinois	21.17	4/8
4	Darren PATTERSON	SR	Eastern Illinois	21.25	3/31
5	Brandon DELONEY	JR	Southern Illinois	21.26	4/9
6	Azeez SHOGBUYI	JR	Illinois	21.37	3/26
7	Justin SMITH	JR	Tulsa	21.39w	4/2
8	Cameron BOY	SO	Minnesota	21.49	4/2

#### Mountain

1	Gil ROBERTS	JR	Texas Tech	20.72	4/2
2	Joe MORRIS	SO	Colorado	20.97	3/18
3	Anderson MUTEGI	SR	UTEP	21.18	3/26
4	Armahd LEWIS	SR	Utah State	21.46	4/7
4	Jeff ALLEY	SR	Utah State	21.46	3/18
6	Evan TAYLOR	SO	Northern Colorado	21.50	3/25
7	Silas PIMENTEL	JR	Utah State	21.68	4/7
8	Suji ADENIYAN	SR	UTEP	21.85	3/26

#### Northeast

1	Aaron RADDEN	SO	Central Connecticut	21.21	4/7
2	Bruno HORTELANO-ROIG	SO	Cornell	21.30w	4/9
3	Marty EVANS	SR	Yale	21.37	3/18
4	John SPOONEY	FR	Brown	21.42	4/7
5	Justin MCCOLLIN	FR	Cornell	21.53w	4/9
6	Kinsley OJUKWU	FR	Cornell	21.65w	4/9
7	Brian SMITH	SR	Buffalo	21.72	4/2
8	Matt BIESZARD	JR	Yale	21.77	3/18

#### South

1	Maurice MITCHELL	JR	Florida State	20.36	4/1
2	Brandon BYRAM	SR	Florida State	20.56w	4/1
3	Jonathan JUIN	SR	Mississippi	20.67w	4/9
4	Terrell WILKS	SR	Florida	20.69	4/1
5	Harry ADAMS	JR	Auburn	20.74	3/26
6	Leonardo SEYMORE	SO	Florida	20.81	4/1
6	Dentarius LOCKE	FR	Tennessee	20.81	4/2
8	Tavaris TATE	SO	Mississippi State	20.87	3/26
8	Waymon STOREY	FR	Georgia	20.87	4/8

#### South Central

1	Demetrius PINDER	SR	Texas A&M	20.54	3/17
2	Horatio WILLIAMS	JR	LSU	20.67	4/2
3	Prezel HARDY, JR.	FR	Texas A&M	20.74	4/2
4	Trevante RHODES	JR	Texas	20.77w	3/25
5	Charles SILMON	SO	TCU	20.82	3/18
6	Cordero GRAY	SR	UT Arlington	20.94	3/26
7	Tran HOWELL	SR	Texas A&M	20.97	4/2
8	Tristan WALKER	SR	LSU	21.00	4/2

#### Southeast

1	Keith RICKS	JR	Virginia Tech	20.80	4/1
2	Antonio SALES	SR	South Carolina	20.81	4/8
3	Marquis HOLSTON	SO	Norfolk State	20.93	4/1
4	Ben MAJOR	SO	NC State	21.00	3/17
5	Javon YOUNG	JR	Charleston Southern	21.04w	4/1
6	Aaron ANDERSON	SR	Hampton	21.19w	4/1
7	Chris MAXWELL	SO	South Carolina	21.28	4/8
8	Rachaunn RUFFIN	JR	George Mason	21.30	4/1

#### West

1	Maxwell DYCE	SO	UCLA	20.77w	3/25
2	Bryshon NELLUM	SO	Southern California	20.81	3/5
3	Karlton ROLLE	JR	UCLA	20.97w	3/25
4	Chris MCSWAIN	SO	Arizona	20.99	4/2
5	Brett BLANSHAN	SO	Washington State	21.07	4/2
6	Randall CARROLL	SO	UCLA	21.13w	3/25
7	William HENRY	FR	Arizona State	21.15	3/18
8	James ALAKA	SO	Washington	21.18	4/9

**USTFCCCA Non-Member**

Will NOT be ranked, beginning Week 2



# USTFCCCA NCAA Division I Regional Index

## 2011 Outdoor, Week #2

as of 4/11/2011 5:55:21 PM

### Men's 400m Dash

#### Great Lakes

1	Thomas MURDAUGH	JR		Ohio State	45.81	4/2
2	Nicholas NEUMAN	JR		Michigan	47.43	3/23
3	Marvel BROOKS	SO		Ohio State	47.44	4/2
4	Drew SIMMONS	FR		Wisconsin	47.56	3/17
5	Chris VAUGHN	SO		Indiana	47.65	3/26
6	Patrick FEENEY	FR		Notre Dame	47.88	3/25
7	Brycen SPRATLING	FR		Eastern Michigan	47.89	4/2
8	Eric OLIVER	FR		Michigan	48.04	3/23

#### Mid-Atlantic

1	Brady GEHRET	FR		Penn State	46.88	4/1
1	Calvin DASCENT	JR		Morgan State	46.88	4/9
3	Ryan CARTER	SO		Delaware State	46.93	4/9
4	Russell DINKINS	SO		Princeton	46.95	3/18
5	Mike EDDY	SR		Princeton	47.26	3/18
6	Thomas KEANE-DAWES	SR		UMES	47.43	4/1
7	Christopher HARRISON	SR		Howard	47.54	3/18
8	Tom HOPKINS	FR		Princeton	48.00	4/9

#### Midwest

1	Steven WILLEY	SR		Iowa	46.48	4/7
2	Kyle CLEMONS	SO		Kansas	46.62	4/2
3	Jeffery GIBSON	SO		Oral Roberts	47.18	4/2
4	Keron TOUSSAINT	SR		Kansas	47.22	4/2
5	Luke LEISCHNER	JR		South Dakota State	47.37	4/1
6	Dylan HARTNETT	JR		Wichita State	47.49	4/7
7	Kevin BRADLEY	SO		Minnesota	47.50	4/2
8	Chris BARTON	SR		Iowa	47.63	4/7

#### Mountain

1	LaToy WILLIAMS	SR		Texas Tech	46.78	3/18
2	Bryce BROWN	SR		Texas Tech	47.24	3/26
3	Anderson MUTEGI	SR		UTEP	47.25	4/2
4	Adel AL NASSER	FR		Northern Arizona	47.36	3/18
5	Curtis KOCK	JR		UTEP	47.41	4/2
6	TANNER HUNT	SO		Utah State	48.08	4/7
7	Skylar BURNINGHAM	FR		Utah Valley	48.13	4/1
8	Tyler HOERNER	SR		Northern Colorado	48.19	4/8

#### Northeast

1	Cazal ARNETT	SR		Binghamton	47.63	4/9
2	Tewado LATTY	JR		Boston University	47.77	4/1
3	Michael HUTCHINS	JR		Army	47.85	4/2
4	Marty EVANS	SR		Yale	48.40	3/18
5	David KENNEDY	SR		Rhode Island	48.44	4/7
6	John DINGUS	JR		Harvard	48.51	3/16
7	Anthony DAVIDSON	SO		Rhode Island	48.53	4/7
8	Cody BOYD	JR		Cornell	48.71	4/9

#### South

1	Christian TAYLOR	JR		Florida	45.46	4/1
2	Torrin LAWRENCE	JR		Georgia	45.61	4/8
3	James HARRIS	FR		Mississippi State	46.34	4/1
4	Brandon O'CONNOR	SO		Florida State	46.58	4/1
5	Tavaris TATE	SO		Mississippi State	46.61	3/26
6	Daundre BARNABY	SO		Mississippi State	47.04	3/26
7	Dante' OLIVER	FR		Mississippi	47.16	4/9
8	Antoine GUICE	JR		Jackson State	47.41	3/12

#### South Central

1	Tabarie HENRY	SR		Texas A&M	44.83	4/2
2	Demetrius PINDER	SR		Texas A&M	45.06	4/2
3	Bryan MILLER	SR		Texas A&M	45.49	4/2
4	Caleb WILLIAMS	SO		LSU	45.61	4/2
5	Riker HYLTON	JR		LSU	46.32	4/2
6	Joey ROBERTS	JR		Texas A&M	46.42	4/2
7	Marcus BOYD	SR		Baylor	46.51	3/25
8	Mychal DUNGEY	SR		TCU	46.59	4/2

#### Southeast

1	Charles COX	SR		North Carolina	46.28	3/25
2	Clayton PARROS	SO		North Carolina	46.39	3/25
3	Marquis HOLSTON	SO		Norfolk State	46.63	3/25
4	Nick VAUGHN	JR		George Mason	46.93	4/9
5	Clayton GRAVESANDE	FR		South Carolina	46.99	4/1
6	Benny DAVIS	JR		Western Carolina	47.07	4/9
7	David VERBURG	SO		George Mason	47.17	4/9
8	Aaron TRIBBLE	FR		Western Carolina	47.28	4/9

#### West

1	Mike BERRY	FR		Oregon	45.79	4/9
2	Josh MANCE	FR		Southern California	45.86	4/2
3	Joey HUGHES	JR		Southern California	46.04	4/2
4	William HENRY	FR		Arizona State	46.76	3/25
5	Charles JOCK	JR		UC Irvine	47.07	4/8
6	Remington BLAIR	JR		Fresno State	47.16	4/7
7	Kelsey CAESAR	JR		Arizona State	47.41	3/25
8	Allante BATTLE	JR		Arizona State	47.47	3/18

USTFCCCA Non-Member

Will NOT be ranked, beginning Week 2



# USTFCCCA NCAA Division I Regional Index

## 2011 Outdoor, Week #2

as of 4/11/2011 5:55:22 PM

### Men's 800m Run

#### Great Lakes

1	Willie BROWN	SO		Akron	1:49.65	4/8
2	Jeremy RAE	SO		Notre Dame	1:50.45	4/9
3	Daniel STOCKBERGER	JR		Indiana	1:51.13	4/9
4	Kevin LABUS	SR		Notre Dame	1:51.15	4/9
5	Luke RUCKS	SR		Wisconsin	1:51.16	4/1
6	Jack HOWARD	SR		Notre Dame	1:51.22	3/25
7	Michael RUTHERFORD	JR		Cincinnati	1:51.48	3/25
8	Joe BANYAI	JR		Michigan State	1:51.61	4/7

#### Mid-Atlantic

1	Ryan FOSTER	SR		Penn State	1:47.83	4/1
2	Samuel BORCHERS	SR		Penn State	1:50.00	4/9
3	Lionel WILLIAMS	SR		Penn State	1:50.36	4/9
4	Dontave COWSETTE	JR		Pittsburgh	1:50.49	3/31
5	Billy LEDDER	FR		Georgetown	1:50.80	4/9
6	Russell DINKINS	SO		Princeton	1:50.82	3/25
7	Terence MCPEAK	JR		La Salle	1:51.10	4/8
8	Andre THOMAS	JR		Coppin State	1:51.59	4/1

#### Midwest

1	Erik SOWINSKI	JR		Iowa	1:48.15	4/2
2	Harun ABDA	SO		Minnesota	1:48.54	4/7
3	Adam HAIRSTON	SR		Iowa	1:49.53	4/7
4	Tommy BRINN	SO		Nebraska	1:49.87	4/9
5	Ryan LYNN	SO		Illinois	1:49.95	4/2
6	Eric STROH	SR		North Dakota State	1:49.96	3/18
7	Declan MURRAY	SO		Loyola-Chicago	1:49.98	4/8
8	Sam JAMES	SR		Kansas State	1:50.25	3/17

#### Mountain

1	Miles BATTY	JR		BYU	1:49.32	4/7
2	Justin HEDIN	JR		BYU	1:49.57	4/7
3	Seth BUTLER	FR		Colorado State	1:49.75	4/2
4	Jason HOLT	SR		Utah State	1:50.52	4/1
5	Tyler STANLEY	SR		Air Force	1:50.54	4/7
6	Sam EVANS	SO		New Mexico	1:50.72	4/7
7	James HEINER	SR		BYU	1:51.22	4/7
8	David BISHOP	SR		New Mexico	1:51.25	4/7

#### Northeast

1	Brian HILL	SR		Harvard	1:49.96	3/31
2	Matt STEWART	SR		Columbia	1:50.07	4/9
3	Alexis TORRE-SANTIAGO	SR		Army	1:50.47	3/19
4	Jeff MORIARTY	JR		Columbia	1:50.54	4/9
5	Christopher JONES	JR		Army	1:50.68	4/2
6	Nick WADE	SO		Cornell	1:50.80	3/19
7	Will WEINLANDT	FR		Cornell	1:51.09	4/9
8	John SCHILKOWSKI	FR		Cornell	1:51.19	4/9

#### South

1	Sean OBINWA	SO		Florida	1:48.44	4/1
2	Darrin GIBSON	SO		Florida State	1:49.11	4/8
3	Aaron EVANS	JR		Georgia	1:50.61	4/1
4	Shawn ROBERTS	SO		Georgia Tech	1:51.44	3/25
5	Matt MIZERECK	FR		Florida	1:51.88	3/25
6	Cameron DICKERSON	SO		North Florida	1:51.94	3/18
7	Henry STEVENS-CARTY	FR		Samford	1:52.19	4/8
8	Daniel GRASS UNATTACHED	JR		Georgia	1:52.20	4/8

#### South Central

1	Michael PREBLE	JR		Texas A&M	1:48.12	3/25
2	Joey ROBERTS	JR		Texas A&M	1:48.17	3/25
3	James GILREATH	SR		Baylor	1:48.92	3/25
3	Jack OBRIEN	JR		TCU	1:48.92	3/25
5	Sean ZURKO	SR		TCU	1:49.34	3/25
6	Oscar RAMIREZ	JR		Texas A&M	1:49.62	4/2
7	Doug KELLEY	JR		Houston	1:50.41	3/19
8	Sam MUTSCHLER	JR		Texas A&M	1:50.71	4/2

#### Southeast

1	Sharif WEBB	SR		Kentucky	1:47.19	4/1
2	Felix KITUR	SR		VMI	1:49.16	3/25
3	Tihut DEGFAE	SO		Virginia Tech	1:49.64	4/7
4	Wil ZAHORODNY	JR		UNC-Wilmington	1:50.15	4/1
5	Anthony KOSTELAC	FR		Virginia	1:50.24	4/9
6	Aaron KAUFFMAN	SR		Charlotte	1:50.42	4/8
7	Howard SHEPARD	SO		Louisville	1:50.64	4/9
8	Bob VANDERHAM	JR		UNC-Wilmington	1:50.88	4/9

#### West

1	Charles JOCK	JR		UC Irvine	1:47.18	3/26
2	Ryan MARTIN	JR		UC Santa Barbara	1:47.93	3/26
3	Mason MCHENRY	JR		Arizona State	1:48.44	3/25
4	Boru GUYOTA	FR		Oregon	1:48.65	4/9
5	Elijah GREER	SO		Oregon	1:48.87	4/9
6	Lawi LALANG	FR		Arizona	1:48.88	4/2
7	Joe ABBOTT	JR		Washington State	1:49.16	4/2
8	Nathaniel LITWILLER	SO		Sacramento State	1:49.89	4/7

**USTFCCCA Non-Member**

Will NOT be ranked, beginning Week 2



# USTFCCCA NCAA Division I Regional Index

## 2011 Outdoor, Week #2

as of 4/11/2011 5:55:24 PM

### Men's 1500m Run

#### Great Lakes

1	Jeremy RAE	SO		Notre Dame	3:44.09	3/25
2	Zach MELLON	FR		Wisconsin	3:46.20	4/1
3	Kris GAUSON	SR		Butler	3:46.41	4/8
4	J.P. MALETTE	SO		Notre Dame	3:46.57	3/25
5	Josh MCALARY	SO		Michigan State	3:46.65	4/7
6	Ross CLARKE	FR		Butler	3:46.73	4/8
7	Rob FINNERTY	SO		Wisconsin	3:46.76	4/1
8	Ben HUBERS	JR		Indiana	3:47.15	4/9

#### Mid-Atlantic

1	Ryan FOSTER	SR		Penn State	3:45.56	3/25
2	Andrew SPRINGER	FR		Georgetown	3:46.04	4/9
3	Donn CABRAL	JR		Princeton	3:46.13	4/9
4	Trevor VAN ACKEREN	JR		Princeton	3:46.32	4/9
5	James FINUCANE	JR		Penn	3:47.49	4/9
6	Christian GONZALEZ	SR		Rider	3:47.86	3/31
7	Nick CRITS	SO		La Salle	3:48.59	4/8
8	Jeff BRANNIGAN	SR		American	3:49.04	3/31

#### Midwest

1	Thomas FARRELL	SO		Oklahoma State	3:45.88	4/2
2	Adam PORTER	FR		Kansas State	3:47.71	3/17
3	Don WASINGER	JR		Kansas	3:48.14	4/6
4	Johnathan STUBLASKI	SR		Oklahoma State	3:48.96	4/2
5	Kyle ENGNELL	JR		Illinois	3:49.29	4/2
6	Graham FARNSWORTH	JR		Illinois	3:49.35	4/2
7	Tom MARSHALL	JR		Tulsa	3:50.16	4/2
8	Josh MUNSCH	FR		Kansas	3:51.05	4/2

#### Mountain

1	Justin TYNER	SR		Air Force	3:42.51	4/7
2	Ross MILLINGTON	SO		New Mexico	3:42.90	4/7
3	Rory FRASER	SR		New Mexico	3:44.12	4/7
4	Richard MEDINA	JR		Colorado	3:44.25	4/8
5	Elkana ROTICH	SO		UTEP	3:44.41	3/26
6	Cameron LEVINS	JR		Southern Utah	3:45.38	4/9
7	Travis FULLER	SO		BYU	3:46.43	4/7
8	Joe BOSSHARD	SO		Colorado	3:46.70	4/8

#### Northeast

1	Adam BEHNKE	SO		Columbia	3:46.42	4/9
2	Eric JENKINS	FR		Northeastern	3:47.99	4/8
3	Nick WADE	SO		Cornell	3:49.50	4/9
4	Christopher STOGSDILL	SO		Iona	3:49.78	4/1
5	Adrien DANNEMILLER	SR		Cornell	3:50.08	3/19
6	Nico COMPOSTO	SO		Columbia	3:50.58	4/9
7	Evan WHETSELL	JR		Northeastern	3:51.17	3/12
8	Paul LAGNO	JR		Albany	3:51.35	4/1

#### South

1	Ciaran O'LIONAIRD	SR		Florida State	3:41.02	4/8
2	David FORRESTER	JR		Florida State	3:45.53	4/8
3	Danny NEFF	SO		Georgia	3:45.68	4/1
4	Cameron DICKERSON	SO		North Florida	3:46.35	4/8
5	Alexander SMYTH	SR		Florida State	3:46.73	4/1
6	Michael FOUT	SO		Florida State	3:47.15	4/8
7	Niklas BUHNER	FR		Auburn	3:47.18	4/8
8	Shawn ROBERTS	SO		Georgia Tech	3:47.19	4/1

#### South Central

1	Joe WADE	JR		Lamar	3:48.35	3/25
2	Festus KIGEN	SR		TCU	3:49.06	4/6
3	Logan GONZALES	SR		Texas	3:49.27	3/25
4	Tom WADE	JR		Lamar	3:49.67	3/25
5	Thomas CATTIN-MASSON	SO		Arkansas	3:49.70	3/25
6	Omar DORIA	SR		UTPA	3:49.91	3/25
7	Eric FERNANDEZ	SO		Arkansas	3:50.35	4/6
8	David ROONEY	JR		McNeese State	3:50.53	3/25

#### Southeast

1	Isaac PRESSON	FR		North Carolina	3:42.59	4/1
2	Jordan NEIL	SR		East Carolina	3:43.43	4/1
3	Brett JOHNSON	SO		Virginia	3:44.44	4/9
4	Pat SCHELLBERG	FR		North Carolina	3:46.38	4/1
5	David MOKONE	FR		Western Kentucky	3:46.89	4/1
6	Michael HAMMOND	JR		Virginia Tech	3:46.97	3/31
7	Parker BOUDREAU	JR		George Mason	3:47.02	4/9
8	Ryan MCDERMOTT	SR		Duke	3:47.77	4/1

#### West

1	Lawi LALANG	FR		Arizona	3:44.25	4/7
2	A.J. ACOSTA	SR		Oregon	3:45.20	3/25
3	Blake SHAW	JR		Southern California	3:45.60	3/25
4	Chad HALL	JR		UC Riverside	3:46.26	4/7
5	Scott CRAWFORD	SR		UCLA	3:46.50	3/17
6	Trevor DUNBAR	FR		Portland	3:46.52	3/25
7	Darius TERRY	JR		Arizona State	3:47.25	4/7
8	Steve SODARO	SR		California	3:47.69	3/25

USTFCCCA Non-Member

Will NOT be ranked, beginning Week 2



# USTFCCCA NCAA Division I Regional Index

## 2011 Outdoor, Week #2

as of 4/11/2011 5:55:26 PM

### Men's 5000m Run

#### Great Lakes

1	Ben HUBERS	JR		Indiana	13:48.35	3/25
2	Eric FINAN	JR		Cincinnati	13:54.72	3/25
3	Craig FORYS	JR		Michigan	13:59.53	3/25
4	De'Sean TURNER	JR		Indiana	14:08.16	3/25
5	Tommy KAUFFMANN	SR		Xavier	14:13.02	4/9
6	Ridge ROBINSON	SR		Ohio	14:15.84	4/2
7	Callum HAWKINS	FR		Butler	14:17.57	3/25
8	Morsi RAYYAN	FR		Michigan	14:20.51	3/25

#### Mid-Atlantic

1	Mark AMIRALTY	SR		Princeton	13:45.69	3/25
2	Donn CABRAL	JR		Princeton	13:46.50	3/25
3	Chris BENDTSEN	FR		Princeton	14:04.83	3/25
4	Kyle SOLOFF	SR		Princeton	14:06.89	3/25
5	Jim SPISAK	SO		Duquesne	14:08.64	3/31
6	Keith CAPECCI	SR		Villanova	14:08.77	3/31
7	TC LUMBAR	JR		Georgetown	14:09.59	3/31
8	Alejandro ARROYO YAMIN	FR		Princeton	14:11.17	4/9

#### Midwest

1	David ADAMS	SR		Nebraska	14:07.05	4/9
2	Josh STEIN	JR		Loyola-Chicago	14:17.79	3/25
3	Max STORMS	FR		Missouri	14:19.04	3/25
4	Shane MOSKOWITZ	FR		Oklahoma State	14:27.59	3/25
5	Scott KRAPP	SR		Illinois State	14:40.98	3/31
6	Matthew MROCZYNSKI	JR		Illinois State	14:44.32	3/31
7	David OSBORN	FR		Oklahoma State	14:44.60	3/25
8	Brian HOLDMEYER	JR		Saint Louis	14:48.66	4/1

#### Mountain

1	Cameron LEVINS	JR		Southern Utah	13:49.82	3/11
2	Nathan OGDEN	SR		BYU	14:05.94	3/25
3	Jared WARD	FR		BYU	14:10.06	3/25
4	Greg MILLER	JR		Wyoming	14:12.11	3/25
5	Brock HAGERMAN	SR		New Mexico	14:14.55	3/25
6	Tim FRERIKS	SO		Northern Arizona	14:21.05	3/25
7	Rex SHIELD	SO		BYU	14:24.59	3/25
8	Josh MCCABE	JR		Utah Valley	14:24.71	3/25

#### Northeast

1	Leonard KORIR	SR		Iona	13:52.59	4/8
2	Dan CHENOWETH	SR		Harvard	13:57.61	3/31
3	Craig MURPHY	SO		Iona	14:08.40	3/31
4	Eric JENKINS	FR		Northeastern	14:09.67	3/25
5	Paul SNYDER	SO		Columbia	14:17.14	3/25
6	Robert MOLKE	SO		Syracuse	14:22.25	3/25
7	Nico COMPOSTO	SO		Columbia	14:22.44	3/25
8	Corey ROBINSON	JR		Syracuse	14:22.88	3/25

#### South

1	Michael FOUT	SO		Florida State	13:46.19	3/25
2	David FORRESTER	JR		Florida State	13:47.60	3/25
3	Jakub ZIVEC	FR		Florida State	14:17.97	3/25
4	Wesley RICKMAN	SO		Florida State	14:22.19	3/25
5	Emmanuel KIRWA	JR		Chattanooga	14:23.66	3/25
6	Matthew LEEDER	JR		Florida State	14:24.07	3/25
7	Chris BERRY	JR		Chattanooga	14:28.12	3/25
8	Brett RICHARDSON	JR		Georgia	14:30.97	4/1

#### South Central

1	Patrick KIMELI	SO		Texas A&M-Corpus	14:32.20	3/25
2	Johnny PURVIS	JR		Ark.-Little Rock	14:40.80	3/25
3	Michael TREJO	SR		Rice	14:42.46	3/25
4	Xavier RODRIGUEZ	JR		Stephen F. Austin	14:43.44	3/25
5	Richard CHAUTIN	SO		LSU	14:43.90	3/25
6	Daniel MUTAI	SO		ULM	14:52.15	4/6
7	Patrick STRONG	SR		North Texas	14:52.44	4/6
8	Matt RUSS	SO		North Texas	14:53.36	4/6

#### Southeast

1	Andrew COLLEY	FR		NC State	13:56.02	3/25
2	Soufiane BOUCHIKHI	SO		Eastern Kentucky	13:58.17	3/25
3	Adam HENKEN	JR		NC State	13:58.95	3/25
4	Pat SCHELLBERG	FR		North Carolina	13:59.14	3/25
5	Josh LUND	JR		Duke	14:01.65	4/8
6	Shadrack KIPCHIRCHIR	SO		Western Kentucky	14:04.52	4/1
7	William MULHERIN	JR		Virginia Tech	14:08.59	4/7
8	Isaac PRESSON	FR		North Carolina	14:09.05	3/25

#### West

1	Colton TULLY-DOYLE	SR		Washington	13:47.25	3/25
2	James CAMERON	SO		Washington	13:51.83	3/25
3	Matthew CENTROWITZ	JR		Oregon	13:56.65	4/9
4	Alfred KIPCHUMBA	JR		Portland	13:57.76	3/25
5	Max O'DONOGHUE-MCDONALD	JR		Washington	13:59.82	3/25
6	Danny MERCADO	SR		Oregon	14:03.48	4/9
7	John SULLIVAN	SR		Stanford	14:03.58	3/25
8	Tyler STUTZMAN	FR		Stanford	14:04.80	3/25

USTFCCCA Non-Member

Will NOT be ranked, beginning Week 2



# USTFCCCA NCAA Division I Regional Index

## 2011 Outdoor, Week #2

as of 4/11/2011 5:55:26 PM

### Men's 10000m Run

#### Great Lakes

1	Andrew POORE	JR		Indiana	28:48.02	3/25
2	Tommy KAUFFMANN	SR		Xavier	29:28.12	3/25
3	Eric FINAN	JR		Cincinnati	29:37.29	4/1
4	Zachary MAYHEW	SO		Indiana	29:38.42	3/25
5	Justin ROEDER	SR		Butler	29:52.41	3/25
6	Tom BOARDMAN	SR		Butler	29:52.59	3/25
7	Bobby APRILL	JR		Michigan	29:53.57	3/25
8	Dan JACKSON	SR		Notre Dame	30:01.83	3/25

#### Mid-Atlantic

1	Brian LEUNG	JR		Princeton	29:09.94	3/25
2	Joe BEVERIDGE	FR		La Salle	30:23.91	4/1
3	Kevin MCDONNELL	JR		Saint Joseph's	30:26.96	3/31
4	Charlie MURPHY	SR		Bucknell	30:49.37	3/31
5	Vincent COLLINS	SR		Saint Joseph's	30:56.82	3/31
6	Sean DONOHUE	SO		Rider	30:59.17	3/31
7	Thomas THOMAS	JR		Temple	31:20.43	3/31
8	Thomas PANNULLA	JR		La Salle	31:24.40	4/1

#### Midwest

1	Colby LOWE	JR		Oklahoma State	28:45.91	3/25
2	Michael KRSNAK	JR		South Dakota State	29:40.87	3/25
3	Ryan PRENTICE	JR		Oklahoma State	29:54.89	3/25
4	Ben MURPHY-BAUM	SR		Iowa State	29:56.51	3/25
5	Clayton CARPER	SR		Iowa State	30:08.92	3/25
6	Charlie PAUL	SO		Iowa State	30:29.57	3/25
7	Brian DENK	JR		Illinois Chicago	30:48.77	3/25
8	Sam KEHOE	JR		Illinois Chicago	31:17.48	4/8

#### Mountain

1	Ahmed OSMAN	JR		Northern Arizona	28:57.67	3/25
2	Joe BOSSHARD	SO		Colorado	29:10.85	3/25
3	Andy WACKER	JR		Colorado	29:10.89	3/25
4	Richard MEDINA	JR		Colorado	29:14.91	3/25
5	Matt TEBO	SR		Colorado	29:30.09	3/25
6	Jeremy DRENCKHAHN	SO		Air Force	29:30.90	3/25
7	Isaiah BRAGG	FR		Air Force	31:07.73	3/25
8	Cameron FULLERTON	JR		Colorado State	33:21.17	3/25

#### Northeast

1	Nate EDELMAN	SR		Cornell	29:20.31	3/25
2	Tito MEDRANO	SO		Syracuse	29:22.48	3/25
3	Brendan MARTIN	JR		Columbia	29:44.55	3/25
4	Jay KOLOSEUS	SR		Syracuse	29:58.37	3/25
5	Mike MURPHY	SO		Columbia	30:01.18	3/25
6	Sean KEEFE	SO		Syracuse	30:06.94	3/25
7	Jon GAULT	SO		Dartmouth	30:11.99	4/1
8	Tom POLAND	JR		Columbia	30:12.46	3/25

#### South

1	Ciaran O'LIONAIRD	SR		Florida State	28:32.30	3/25
2	Michael SPOONER	SR		Tennessee	29:45.61	3/25
3	Chris BODARY	SO		Tennessee	30:00.33	3/25
4	Jaakko NIEMINEN	JR		Kennesaw State	30:13.79	3/25
5	Enock KIRUI	SO		Troy	30:27.97	3/23
6	Nabil HAMID	SO		Kennesaw State	30:32.01	3/25
7	Seth PROCTOR	JR		Florida State	30:43.59	3/25
8	Shuaib WINTERS	JR		Florida A&M	30:50.93	3/23

#### South Central

1	Eric FERNANDEZ	SO		Arkansas	28:48.44	3/25
2	Layne NIXON	JR		Arkansas	31:13.51	3/25
3	Charlie COX	SR		Ark.-Little Rock	31:17.26	3/18
4	Brian GIKEN	SO		Ark.-Little Rock	31:43.06	3/18
5	Markus PEARSON	SO		Ark.-Little Rock	31:43.12	3/18
6	Ivan GARCIA	JR		UTSA	32:04.61	3/25
7	Henry ROP	SR		Southeastern Louisiana	32:19.03	3/18
8	Jesus ORDAZ	SO		Texas State	32:27.03	3/25

#### Southeast

1	Sam CHELANGA	SR		Liberty	28:15.64	3/25
2	Neal DARMODY	JR		High Point	29:54.25	3/25
3	Kyle KLING	JR		Coastal Carolina	30:10.71	3/25
4	Ryan HOPKINS	JR		Davidson	30:14.87	3/25
5	Christopher FOLEY	FR		Virginia	30:25.14	3/31
6	Will RABY	SO		Appalachian State	30:29.38	3/25
7	Phillip BLANKENSHIP	FR		George Mason	30:51.61	3/31
8	Andrew PITTS	FR		George Mason	30:53.37	3/31

#### West

1	Elliott HEATH	SR		Stanford	28:47.69	3/25
2	Jake RILEY	SR		Stanford	28:54.69	3/25
3	Chris DERRICK	JR		Stanford	28:54.76	3/25
4	Danny MERCADO	SR		Oregon	29:12.00	3/25
5	Parker STINSON	FR		Oregon	29:14.35	3/25
6	Ben ENGELHARDT	SR		Arizona State	29:33.64	3/25
7	Paul ZWAMA	JR		Fresno State	29:41.92	3/25
8	Kevin HAVEL	JR		Stanford	29:43.97	3/25

USTFCCCA Non-Member

Will NOT be ranked, beginning Week 2



# USTFCCCA NCAA Division I Regional Index

## 2011 Outdoor, Week #2

as of 4/11/2011 5:55:27 PM

### Men's 110m Hurdles

#### Great Lakes

1	Terence SOMERVILLE	JR		Cincinnati	13.93	4/8
2	Tyshaun PEOPLES	JR		Akron	14.03w	4/6
3	Demoye BOGLE	FR		Ohio State	14.11	4/2
4	Barron WITHERSPOON	SO		Ohio State	14.15	4/2
5	Nicholas MCCAMPBELL	SR		Michigan	14.17	4/7
6	Durell BUSBY	FR		Milwaukee	14.22w	4/8
6	Vanier JOSEPH	SO		Eastern Michigan	14.22	4/8
8	Derek DROUIN	JR		Indiana	14.31	3/26

#### Mid-Atlantic

1	Ackees SMITH	SR		UMES	14.09	4/1
2	Tashaun HILL	SO		Pittsburgh	14.50	3/25
3	Biyerem OKENGWU	JR		Georgetown	14.54	4/1
4	Jermol DIX	SR		UMES	14.55	3/18
5	Rob ARENT	JR		Bucknell	14.58	3/31
6	Mitch SIMMONDS	SO		Navy	14.59w	4/8
7	David HIGHTOWER	SO		Rider	14.63	4/9
8	Adam THAYER	SR		Princeton	14.70	4/2
8	Thomas FITZSIMONS	JR		Mount St. Mary's	14.70	4/6

#### Midwest

1	Andrew RILEY	JR		Illinois	13.61	4/2
2	William LINDSEY	FR		SIU Edwardsville	13.93	4/9
3	Eric LUND	SR		Nebraska	13.96w	4/2
4	Mantas SILKAUSKAS	JR		Kansas State	13.97w	4/6
5	Todd MCKOWN	JR		Wichita State	13.99	4/7
6	Lawson MONTGOMERY	JR		Wichita State	14.12w	4/2
7	Moritz CLEVE	SR		Kansas State	14.24	3/25
7	Jordan MULLEN	SO		Iowa	14.24	4/7

#### Mountain

1	Omo OSAGHAE	SR		Texas Tech	13.22w	4/6
2	Shane BRATHWAITE	JR		Texas Tech	13.62	4/2
3	Brandon TUCKER	JR		Texas Tech	13.68	3/18
4	Jamele MASON	JR		Texas Tech	13.69	4/2
5	Bryce BROWN	SR		Texas Tech	14.33	3/18
6	Trevor BROWN	FR		Colorado State	14.40	3/18
7	Ryan MCDOWELL	SO		Texas Tech	14.41	4/2
8	Jonevan DISIMONE	SR		Weber State	14.54	3/4

#### Northeast

1	Domonick SYLVE	SR		Army	13.84w	3/19
2	Dan HAGBERG	JR		Cornell	14.51w	4/9
3	Andrew OMOREGIE	SR		Buffalo	14.56	3/18
4	Jamal NORWARD	SR		Buffalo	14.63	3/18
5	James REED	SO		Maine	14.65	3/11
6	Nick HUBER	JR		Cornell	14.66	4/9
7	Tyler COTTO	SR		UMass	14.67w	4/9
7	Wayne SEATON	SO		Rhode Island	14.67	4/2

#### South

1	Tremaine GRANT	SO		Florida State	13.94	4/8
2	Robert JACKSON	JR		Memphis	14.02	3/25
3	David ARISTIL	JR		USF	14.08	3/11
4	Kendall PARKS	JR		Kennesaw State	14.10	3/25
5	Devon HILL	JR		Miami (Fla.)	14.12	4/1
6	Kemar CLARKE	JR		Bethune-Cookman	14.16	4/9
7	Eric CRAY	SR		Bethune-Cookman	14.22	3/4
8	Eddie LOVETT	FR		Florida	14.26	4/1

#### South Central

1	Barrett NUGENT	JR		LSU	13.19w	4/6
2	Keiron STEWART	SO		Texas	13.43w	4/6
3	Nick MCCLOUD	JR		Stephen F. Austin	13.61w	4/6
4	Keyunta HAYES	FR		UTSA	13.88	4/1
5	Wayne DAVIS II	FR		Texas A&M	13.89	3/25
6	Jordan PITTS	SR		TCU	13.99	3/18
7	Jake WOHLFORD	FR		Texas	14.03	3/25
8	Billy Ray WALKER	SR		Louisiana Tech	14.11	4/2

#### Southeast

1	Spencer ADAMS	SO		Clemson	13.62w	4/6
2	Adams ABDULRAZAAQ	SR		Virginia	13.89	4/8
3	Aramis MASSENBURG	JR		Norfolk State	14.12	3/18
4	Marcus POPE	JR		Western Kentucky	14.14	4/9
5	Lavell HANDY	JR		George Mason	14.17	3/17
6	Keary SIMMS	SR		Winthrop	14.18	3/24
7	Adoniss JONES	SR		Campbell	14.19	3/4
8	Keith NKRUMAH	SO		Norfolk State	14.21	3/18

#### West

1	Oscar SPURLOCK	SR		Southern California	13.39w	4/6
2	Brendan AMES	SR		Southern California	13.42w	4/6
3	Ray STEWART	JR		California	13.66	3/25
4	Ronald BROOKINS	SR		Sacramento State	13.77	3/26
5	Jeshua ANDERSON	SR		Washington State	13.86	4/2
6	David KLECH	SR		Oregon	13.97	4/9
7	Eric HERSEY	JR		Oregon	14.17	4/9
8	Nimrod PIGGEE	SR		Long Beach State	14.20	4/8

**USTFCCCA Non-Member**

Will NOT be ranked, beginning Week 2



# USTFCCCA NCAA Division I Regional Index

## 2011 Outdoor, Week #2

as of 4/11/2011 5:55:28 PM

### Men's 400m Hurdles

#### Great Lakes

1	Marcus BROOKS	SO		Ohio State	51.59	4/2
2	Ali ARASTU	FR		Michigan	51.73	4/7
3	Patrick PLANK	JR		Wisconsin	52.23	3/17
4	KC LACROSS	SR		Akron	52.25	4/6
5	Max TUTTLE	FR		Indiana State	52.97	4/8
6	Demoye BOGLE	FR		Ohio State	53.47	4/2
7	Parker SCOTT	FR		Central Michigan	53.55	3/25
7	Maurice LYKE	FR		Indiana State	53.55	3/31

#### Mid-Atlantic

1	Leslie MURRAY	JR		Delaware State	50.62	4/1
2	Jibri VICTORIAN	SO		Coppin State	51.66	4/9
3	Toby ULM	JR		Georgetown	51.78	4/1
4	Andre WALSH	SO		UMES	51.84	4/1
5	Trey CHARLES	JR		Morgan State	52.15	4/9
6	Nicoy HINES	SO		Villanova	52.36	3/31
7	Tim CAREY	SO		Penn	52.44	4/2
8	Jermaine LOWERY	JR		Pittsburgh	52.57	3/31

#### Midwest

1	Eric BAILEY	SR		Oklahoma	50.87	4/7
2	Eric LUND	SR		Nebraska	50.92	4/9
3	Adam DAILEY	SR		Nebraska	50.97	4/9
4	Cody WISSLEAD	SR		Illinois	51.23	4/8
5	Ethan HOLMES	SO		Iowa	51.54	4/7
6	D'Juan RICHARDSON	JR		Iowa	51.67	4/7
7	Jeffery GIBSON	SO		Oral Roberts	51.91	4/6
8	Jon DEGRAVE	JR		Drake	52.09	4/8

#### Mountain

1	Jamele MASON	JR		Texas Tech	49.41	4/2
2	Bryce BROWN	SR		Texas Tech	49.50	4/2
3	Shane BRATHWAITE	JR		Texas Tech	52.27	4/2
4	Adel AL NASSER	FR		Northern Arizona	52.41	4/1
5	Brandon TUCKER	JR		Texas Tech	52.87	4/6
6	Mark CARLSON	FR		BYU	52.99	4/2
7	Sean ADAMS	SO		BYU	53.01	3/17
8	Yusuf MUHAMMAD	FR		New Mexico	53.27	4/7

#### Northeast

1	Alie BEAUVAIS	SR		Albany	51.54	4/6
2	Brian FREITAS	JR		Cornell	52.32	3/19
3	Jonathan HALL	SR		Northeastern	52.60	4/8
4	Cody LOVE	FR		Columbia	53.05	4/9
5	William COLE	SO		Buffalo	53.34	3/18
6	Stephen VITALE	FR		Boston University	53.63	4/1
7	Taylor KENSY	JR		Army	53.67	4/2
8	Sean COLLINS	FR		Northeastern	53.80	4/8

#### South

1	Lee MOORE	SR		Mississippi	49.86	4/9
2	Carson BLANKS	JR		Mississippi	50.70	4/1
3	Emanuel MAYERS	SR		Mississippi State	51.21	4/6
4	Lino REYES	SR		Alcorn State	51.65	3/24
5	Phillip ADAMS	JR		Georgia	51.75	4/1
6	Tremaine GRANT	SO		Florida State	51.90	4/1
7	Richard LOWE	SR		Memphis	52.02	4/9
8	Terry BENSON	JR		Tennessee	52.14	4/2

#### South Central

1	Gabriel EL HANBLI	FR		Baylor	50.83	3/18
2	Keyunta HAYES	FR		UTSA	51.91	4/6
3	Jason PEREZ	SR		Houston	52.05	3/25
4	Steven WHITE	SO		North Texas	52.12	4/6
4	Keiron STEWART	SO		Texas	52.12	3/25
6	Jay NEWMAN	SR		Sam Houston State	52.18	3/25
7	Darryl WYRICK	SO		UTSA	52.46	4/6
8	Seth MABRY	JR		Texas A&M	52.58	4/2

#### Southeast

1	Reynaldo RADLIN	SO		North Carolina	52.02	3/18
2	Jermal MCCLENDON	FR		Charleston Southern	52.10	4/8
3	Cordell LIVINGSTON	SO		Western Carolina	52.17	4/1
4	Keith HAYES	JR		Kentucky	52.41	4/1
5	Keith NKURUMAH	SO		Norfolk State	52.61	4/1
6	Taylor COURTNEY	SO		Liberty	52.67	3/17
7	Brett OLINGER	SR		Radford	52.72	4/8
8	Roy SMITH	FR		North Carolina	52.83	4/8

#### West

1	Jeshua ANDERSON	SR		Washington State	49.33	4/2
2	Reggie WYATT	SO		Southern California	50.03	4/6
3	Thomas PHILLIPS	SR		UC Davis	50.52	3/26
4	Sam JETER	SR		Long Beach State	51.23	3/26
4	J HOPKINS	JR		Washington State	51.23	4/2
6	Alex WILRIGHT	SR		UC Davis	51.54	4/7
7	Christopher LAWSON	JR		Long Beach State	51.70	3/26
8	Brian LAW	JR		UCLA	51.95	3/25

**USTFCCCA Non-Member**

Will NOT be ranked, beginning Week 2



# USTFCCA NCAA Division I Regional Index

## 2011 Outdoor, Week #2

as of 4/11/2011 5:55:28 PM

### Men's 3000m Steeplechase

#### Great Lakes

1	De'Sean TURNER	JR	Indiana	8:58.07	4/9
2	Andrew POORE	JR	Indiana	8:58.63	4/9
3	Joe MCCOY	SR	Akron	9:00.22	4/8
4	Kiplangat TISIA	JR	Kent State	9:07.60	3/25
5	Ryan GAMBOA	SR	Notre Dame	9:08.67	4/9
6	Spencer BEATTY	SR	Michigan State	9:08.78	4/7
7	Aaron SIMONEAU	JR	Michigan State	9:09.25	4/7
8	Joe MILLER	JR	Notre Dame	9:09.64	4/9

#### Mid-Atlantic

1	Donn CABRAL	JR	Princeton	8:54.55	4/1
2	Travis MAHONEY	JR	Temple	9:00.68	3/31
3	Trevor VAN ACKEREN	JR	Princeton	9:01.47	4/1
4	Dean BLACK	SO	Navy	9:04.17	4/8
5	Evans KOSGEI	JR	Lehigh	9:05.77	4/1
6	Mike SOROKO	JR	Rider	9:09.00	3/31
7	Robert ALVARADO	SR	Navy	9:09.53	4/8
8	Mustapha HABBANI	JR	UMES	9:12.30	4/1

#### Midwest

1	Chris DESILVA	JR	Illinois	8:57.51	4/2
2	Taylor MONAGHAN	SO	Oklahoma State	9:02.51	3/25
3	Marius SAVA	SR	Wichita State	9:08.77	3/25
4	Matthew GRAHAM	JR	DePaul	9:09.36	4/7
5	Greg VOLLMER	JR	South Dakota State	9:10.53	4/1
6	Robert SORRELL	SR	Oklahoma	9:11.11	3/25
7	Jarren HENG	FR	Nebraska	9:14.02	4/9
8	Jeffrey METTLER	FR	South Dakota	9:14.41	4/9

#### Mountain

1	Brett HALES	SR	Weber State	8:49.52	3/25
2	Alex WILLIS	SR	New Mexico	8:59.85	3/25
3	Jake KEYSER	SR	Colorado State	9:00.07	3/25
4	Jacob COSBY	SO	BYU	9:01.22	3/25
5	Garrett ZANS	FR	Wyoming	9:01.37	4/1
6	Ryan DAVIS	SR	Idaho State	9:05.08	3/25
7	Daniel HOWELL	SR	Utah State	9:05.70	4/1
8	Lynn REYNOLDS	JR	Montana	9:06.06	4/7

#### Northeast

1	Nathan RICHARDS	JR	Yale	9:04.76	4/1
2	Scott JOHNSON	JR	Connecticut	9:09.45	4/2
3	Sean DUNCAN	SR	UMass	9:12.08	4/1
4	Barrett LEHARDY	JR	Army	9:13.46	4/8
5	Arquimedes DELACRUZ	SO	Marist	9:17.36	4/1
6	Ethan CLARY	SO	Albany	9:18.63	3/25
7	Matt BOGDAN	SR	Yale	9:22.05	4/1
8	Adam QUINN	SR	Binghamton	9:22.24	4/1

#### South

1	Matt CLEAVER	JR	Georgia	8:45.76	4/1
2	Martin KIRUI	SR	Mississippi	9:01.08	4/1
3	Blaise CARIE	SR	Samford	9:03.90	4/1
4	Joe FULTON	SR	Georgia Tech	9:12.27	4/1
5	Michael SPOONER	SR	Tennessee	9:15.65	4/2
6	Niklas BUHNER	FR	Auburn	9:17.71	4/1
7	Daniel TOBIN	FR	Tennessee	9:22.70	4/2
8	Benjamin RONOHO	SR	East Tennessee Stat	9:24.84	3/17

#### South Central

1	Wesley RUTTOH	JR	Houston	9:03.11	4/6
2	Rick ELLIOTT	JR	Arkansas	9:06.08	4/6
3	Arisel PEREZ	SR	Texas A&M-Corpus	9:10.13	4/6
4	Stephen CURRY	SO	Texas A&M	9:10.56	4/2
5	Austin ROTH	FR	Texas	9:13.32	4/6
6	Dylan WILLIAMS	FR	Texas A&M	9:16.27	4/2
7	Daniel MUTAI	SO	ULM	9:19.23	4/2
8	Tom WADE	JR	Lamar	9:24.05	3/12

#### Southeast

1	Matt HUGHES	SR	Louisville	8:52.98	4/9
2	Ryan MCDERMOTT	SR	Duke	8:55.89	4/8
3	Andrew BENFORD	SR	Richmond	8:56.87	3/25
4	Brian HIMELRIGHT	SO	NC State	8:59.11	4/8
5	Mattias WOLTER	FR	Louisville	8:59.55	4/9
6	Jacob SMITH	SO	High Point	9:00.56	3/25
7	Luis ORTA	JR	Kentucky	9:01.54	4/1
8	Marcus DILLON	SR	Wake Forest	9:02.12	4/8

#### West

1	Steve FINLEY	SR	Oregon	8:52.04	4/9
2	Brian MACARTHUR	SR	Arizona	8:59.12	3/25
3	Jared BASSETT	SO	Portland	9:00.36	3/25
4	James CAMERON	SO	Washington	9:02.83	4/9
5	David MCDONALD	SO	UCLA	9:07.78	4/2
6	Michael MILLER	SO	Washington	9:09.07	4/9
7	Benjamin JOHNSON	JR	Stanford	9:10.75	4/9
8	Will MARQUARDT	JR	San Francisco	9:13.95	3/25

USTFCCA Non-Member

Will NOT be ranked, beginning Week 2



# USTFCCCA NCAA Division I Regional Index

## 2011 Outdoor, Week #2

as of 4/11/2011 5:55:31 PM

### Men's 4x100m Relay

#### Great Lakes

1	Sult, Butler, Vaughn, Pipkin	Indiana	39.84	3/26
2	Kirtz, Hembrough, Virgil, Crawford	Purdue	40.71	3/26
3	Scott, Allen, Saunders, Spratling	Eastern Michigan	41.11	4/2
4	Peddlar, Campbell, Taylor, Neuman	Michigan	41.16	4/7
5	Ferguson, Peoples, Fahie, Watson	Akron	41.50	3/25
6	McLean, Bryson, Higgins, Scales	Kent State	41.51	4/8
7	Buchanon, Szebeny, Feeney, Hitchler	Notre Dame	41.79	4/2
8	Smith, Piraino, Roberts, Stull	Indiana State	41.88	3/31

#### Mid-Atlantic

1	Smith, Powell, Nubret, Wallace	UMES	41.04	4/1
2	Carter, Murray, Hurley, Brown	Delaware State	41.25	4/9
3	DiPietro, DeRosa, Hepp, Rudolph	Lafayette	41.29	4/10
4	Dryden, Pensyl, McGee, Freeland	Temple	41.47	3/31
5	Hill, Foley, Donnelly, Smith	Penn	41.60	4/2
6	Currie, Charles, Whyte, Dascent	Morgan State	41.78	3/18
7	Okengwu, Hunter, Suber, Tobias	Georgetown	41.82	4/1
8	Riley, Hicks, Woods, Bell	Bucknell	42.05	3/31

#### Midwest

1	Mincy, Sayon, Chaney, Austin	Iowa	39.86	4/7
2	Riley, Shogbuyi, Zinzer, Azie	Illinois	40.19	4/2
3	Coniglio, Silkauskas, Marshall, Jurgilas	Kansas State	40.45	3/25
3	Bailey, Salaam, Pierson, Henry	Oklahoma	40.45	4/8
5	Scott, Bounds, Hughes, Chambers	Missouri	40.85	4/8
6	Patterson, Boey, Boarman, Johnson	Eastern Illinois	41.01	4/9
7	Todhunter, King, Boy, Fagbemi	Minnesota	41.06	4/7
7	Kramer, Anderson, Johnson, Herring	Northern Iowa	41.06	4/8

#### Mountain

1	Adeniyani, Mutege, Dillihunt, Wright	UTEP	40.64	4/2
2	Gunderson, Michel, Douglass, Harris	Wyoming	40.98	4/8
3	Pimentel, Lewis, Alley, Hunt	Utah State	41.13	4/1
4	Heck, Bell, Hughes, Di Sabella	Northern Arizona	41.49	4/1
5	Ghormley, Magnusson, Harper, Powell	BYU	41.82	3/17
6	Fox, Joseph, Murphy, Dias	Colorado State	41.91	4/2
7	Kidd, Short, Valdez, Taylor	Northern Colorado	42.10	4/2
8	Trujillo, Montoya, Walker, Thomas	New Mexico	42.17	4/7

#### Northeast

1	Bain, Adarquah-Yiadan, Aaronson, Hortelano-Roig	Cornell	40.70	4/9
2	Williams Jr., Morris, Rachiele, Akong	Albany	40.91	4/1
3	Boyd, Richards, Barnes, Egadu	Long Island	41.25	4/6
4	Latty, Senick, Edwards, Page	Boston University	41.37	4/1
5	Drinks, Cummings, Faverey, Smith	Connecticut	41.52	4/7
6	Sylve, McDaniel, Michels, Hutchins	Army	41.83	3/19
7	Haupt, Ross, Askew, Arnett	Binghamton	41.93	4/2
8	Bell, Alexis, Archie, Davis	Buffalo	42.06	3/18
8	Hopper, Lindblom, Boyd-Carter, Radden	Central Connecticut	42.06	4/7

#### South

1	Ambler, Makusha, Mitchell, Byram	Florida State	38.87	4/1
2	Lovett, Seymore, Wilks, Demps	Florida	38.91	4/1
3	May, Cherry, Hendricks, Tate	Mississippi State	39.59	4/6
4	Serrette, Juin, Lee, Granger	Mississippi	40.16	4/9
5	Fly, Adams, Porter, Brock	Auburn	40.17	4/1
6	Juin, Locke, Nelvis, Grace	Tennessee	40.21	4/2
7	Lawrence, Adams, Maynard, Storey	Georgia	40.31	4/8
8	Freeman, McLeod, McGhee, Arukwe	Troy	40.36	3/11



# USTFCCA NCAA Division I Regional Index

## 2011 Outdoor, Week #2

as of 4/11/2011 5:55:32 PM

### Men's 4x100m Relay

#### South Central

1	Howell, Phiri, Bryan, Hardy, Jr.	Texas A&M	38.71	4/6
2	Nugent, Williams, Talley, Mvumvure	LSU	38.78	4/6
3	Boyd, Prevost, Randall, Hewitt	Baylor	39.21	4/6
4	Williams, Rhodes, Goodwin, Monroe	Texas	39.29	4/6
5	Stoneham, Barnes, Dungey, Silmon	TCU	39.38	4/6
6	Cross, Braddy, Butler, Niit	Arkansas	39.57	4/2
7	Pettis, Gray, Vaughan, Mungwari	UT Arlington	39.98	3/25
8	Richardson, Stewart, Goree, Hadnot	Louisiana Tech	40.21	4/2

#### Southeast

1	Gravesande, Sales, Royster, Maxwell	South Carolina	40.09	4/1
2	Williams, Hancock, Elliott, Womack	North Carolina A&T	40.10	4/1
3	Moore, Thomas, Lockard, Powell	Appalachian State	40.14	4/9
4	Vaughn, Ruffin, Baker-Johnson, Vaughn	George Mason	40.21	4/1
5	Jameson, Lawson, Edlich, Steed	Coastal Carolina	40.27	4/8
6	Duncan, Hairston, Davis, Livingston	Western Carolina	40.36	4/9
7	Wilson, Ricks, Wesh, Amegashie	Virginia Tech	40.58	4/1
8	Fraser, Murdock, Jackson, Adams	Clemson	40.62	4/6

#### West

1	Frasier, Rolle, Dyce, Carroll	UCLA	39.78	3/25
2	Milus, Henry, Caesar, Battle	Arizona State	40.18	3/18
3	McNeal, Alaka, Dunn, Hamilton	Washington	40.24	4/9
4	Blanshan, Washington, Dawson, Johnson	Washington State	40.62	4/2
5	Jordan, Miller, Borthwick, Houston	Cal Poly	40.66	3/12
6	Egbe, Brown, Abram, Hughes	Southern California	40.85	4/2
7	Warren, Berry, Harper, Butcher	Oregon	41.04	3/19
8	Horsley, Reid, Rucker, Woodham	Cal State Northridge	41.06	3/26

**USTFCCA Non-Member** Will NOT be ranked, beginning Week 2



# USTFCCCA NCAA Division I Regional Index

## 2011 Outdoor, Week #2

as of 4/11/2011 5:55:32 PM

### Men's 4x400m Relay

#### Great Lakes

1	Murdaugh, Roberts, Smith, Brooks	Ohio State	3:07.73	3/26
2	Campbell, Arastu, Taylor, Sneller	Michigan	3:11.79	4/7
3	Moffett, Walker, Greening, Bailey	Kent State	3:13.72	3/25
4	Hindes, Pipkin, Sult, Vaughn	Indiana	3:14.81	4/9
5	Mitchell, Van Cura, Hicks, Norman	Cincinnati	3:15.58	3/19
6	Dougherty, Brown, Buchanon, Feeney	Notre Dame	3:15.93	4/9
7	Jackson, Johnson, Tuttle, Martin	Indiana State	3:17.10	4/8
8	Raffin, Lefler, Smalley, Hanna	Detroit	3:17.85	3/31

#### Mid-Atlantic

1	Nadolsky, Williams, Loxsom, Gehret	Penn State	3:07.19	4/1
2	Brown, Carter, Murray, Devore	Delaware State	3:07.41	4/1
3	Dascent, Charles, Higgs, Whyte	Morgan State	3:08.97	4/1
4	Victorian, Lawrence, Bennett, Spence	Coppin State	3:11.21	4/1
5	Hines, Ellison, Kearney, Bowers	Villanova	3:12.27	3/31
6	Murray, O'Toole, Steele, Lowery	Pittsburgh	3:14.11	3/17
7	Donnelly, Keels, Carey, Rosenthal	Penn	3:15.11	3/18
8	Smith, Arcarola, Barbalinardo, Sabre	Saint Joseph's	3:15.64	3/31

#### Midwest

1	Roberts, Williams, Chafausipo, Gibson	Oral Roberts	3:07.71	4/2
2	Bradley, Holton, Fagbemi, Abda	Minnesota	3:10.05	4/7
3	Willey, Holmes, Sowinski, Barton	Iowa	3:10.17	4/2
4	Ukaoma, Lund, Brinn, Pauly	Nebraska	3:12.48	4/9
5	Davis, Hughes, Fogarty, Bounds	Missouri	3:12.81	4/1
6	Marx, Clemons, Manley, Toussaint	Kansas	3:12.93	3/19
7	Duchscherer, Jackson, Stroh, Smart	North Dakota State	3:13.43	4/8
8	Daniel, Zebe, Wisslead, Jones	Illinois	3:13.63	4/8

#### Mountain

1	Roberts, Mason, Brathwaite, Brown	Texas Tech	3:05.08	4/6
2	Adeniyani, Mutegei, Garcia, Kock	UTEP	3:08.69	4/2
3	Carter, Hart, Lindahl, McAllister	BYU	3:10.88	4/7
4	Engel, Delgado, Smith, Severino	Air Force	3:13.84	4/7
5	Bell, Heck, Hughes, Johnson	Northern Arizona	3:14.23	4/1
6	Trujillo, Montoya, Campbell, Lewis	New Mexico	3:14.96	4/1
7	Harper, Larson, Schneider, Short	Northern Colorado	3:17.84	4/2
8	Monson, Fox, Butler, Joseph	Colorado State	3:18.36	4/2

#### Northeast

1	Vitale, Latty, Page, Senick	Boston University	3:12.12	4/1
2	Rowell, Santana, Abara, Beauvais	Albany	3:13.43	3/19
3	Thomas, Hortelano-Roig, Freitas, Boyd	Cornell	3:14.06	4/9
4	Richards, Egadu, Barnes, Boyd	Long Island	3:15.25	3/31
5	Hutchins, Kensy, Smith, Jones	Army	3:16.64	4/8
6	Eicher, Ross, Schnabl, Arnett	Binghamton	3:17.28	4/9
7	Spooney, Bevil, Elder, Brown	Brown	3:17.94	4/7
7	Edmonds, Whyte, Holst, Rutt	Connecticut	3:17.94	4/7

#### South

1	Harris, Wilder, Barnaby, Tate	Mississippi State	3:04.13	4/6
2	Oliver, Blanks, Bush, Moore	Mississippi	3:06.77	4/9
3	Adams, Lawrence, Storey, Mills	Georgia	3:08.27	4/8
4	Grant, O'Connor, Gibson, Mitchell	Florida State	3:09.82	4/8
5	Senegal, Walton, Lowe, Guice	Jackson State	3:10.13	4/6
6	Carter, Bacchus, Palmer, Akwu	Middle Tennessee	3:11.25	4/1
7	Nelvis, Tucker, Dailey, Benson	Tennessee	3:11.49	3/25
8	Porter, Adams, Green, Danville	Auburn	3:12.86	4/1



# USTFCCCA NCAA Division I Regional Index

## 2011 Outdoor, Week #2

as of 4/11/2011 5:55:32 PM

### Men's 4x400m Relay

#### South Central

1	Miller, Henry, Preble, Pinder	Texas A&M	3:00.45	4/6
2	Hewitt, Prevost, Gilreath, Boyd	Baylor	3:01.77	4/6
3	Simmons, Alleyne-Forte, Hylton, Williams	LSU	3:02.23	4/6
4	Murphy, Thomas, Stewart, Fortson	Texas	3:08.04	4/6
5	Flowers, Pyron, Greig, Collins	North Texas	3:09.17	4/6
6	Collins, Pitts, Zurko, Love	TCU	3:09.19	3/18
7	Hawkins, Stafford, Sammons, Brown	Stephen F. Austin	3:09.78	3/25
8	Batts, Walker, Charles, Green	Northwestern State	3:09.82	4/2

#### Southeast

1	Verburg, Bullard, Vaughn, Empty	George Mason	3:06.47	4/1
2	Gravesande, Carter, Sales, Anderson	South Carolina	3:07.53	4/1
3	Murdock, Moss, Jackson, Rispress	Clemson	3:08.33	4/1
4	Radlin, Parros, Hardesty, Cox	North Carolina	3:08.52	4/1
5	Moon, Holston, Nkrumah, Brown	Norfolk State	3:10.06	4/1
6	Tribble, Hairston, Tucker, Davis	Western Carolina	3:10.89	4/1
7	Kushimo, Miller, Hayes, Webb	Kentucky	3:11.50	4/1
8	Briscoe, Sykes, Campbell, Richardson	East Carolina	3:11.73	4/1

#### West

1	Hughes, Mance, Walker, Wyatt	Southern California	3:02.87	4/6
2	Dawson, Abbott, Sealby, Anderson	Washington State	3:10.07	4/2
3	Kline, Battle, McHenry, Henry	Arizona State	3:10.09	4/7
4	Berry, Thompson, Harper, Klech	Oregon	3:10.48	3/25
5	Go, Martin, Pinon, Scott	UC Santa Barbara	3:12.36	3/12
6	Alaka, Rucker, Dunn, McNeal	Washington	3:12.89	3/25
7	Law, Rolle, Dyce, Klarer	UCLA	3:13.16	4/2
8	Adams, Ferrera, Guenther, Rideaux	UC Riverside	3:13.46	3/12

**USTFCCCA Non-Member** Will NOT be ranked, beginning Week 2



# USTFCCA NCAA Division I Regional Index

## 2011 Outdoor, Week #2

as of 4/11/2011 5:55:33 PM

### Men's High Jump

#### Great Lakes

1	Derek DROUIN	JR		Indiana	2.23m	7-3%	3/26
2	Major CLAY	JR		Indiana State	2.16m	7-1	4/8
3	Cliff MILLER	JR		Michigan State	2.10m	6-10%	4/1
3	Kurt SCHNEIDER	SO		Michigan State	2.10m	6-10%	4/1
3	Kevin JACKSON	JR		Michigan State	2.10m	6-10%	4/7
3	Geoff DAVIS	SO		Purdue	2.10m	6-10%	4/7
3	Michael MCCALL	SR		Akron	2.10m	6-10%	4/1
8	Darius KING	FR		Indiana	2.08m	6-9%	3/26

#### Mid-Atlantic

1	Dwight BARBIASZ	JR		Maryland	2.23m	7-3%	4/1
1	Maalik REYNOLDS	FR		Penn	2.23m	7-3%	4/2
3	Jon HILL	SO		Maryland	2.15m	7-½	4/1
4	Brandon BASKERVILLE			Coppin State	2.10m	6-10%	4/1
4	Adam BERGO	JR		Rutgers	2.10m	6-10%	4/7
6	Jon HENDERSHOT	FR		Penn State	2.05m	6-8%	4/1
6	Bryson HARTZLER	SR		Penn State	2.05m	6-8%	4/1
8	Sean REILLY	SO		Penn State	2.04m	6-8%	4/9
8	Patrick CIEZ	FR		Lehigh	2.04m	6-8%	4/2

#### Midwest

1	Erik KYNARD	SO		Kansas State	2.28m	7-5%	4/6
2	Paul HAMILTON	SR		Nebraska	2.15m	7-½	4/2
3	Brandon SHEPPARD	SR		Nebraska	2.11m	6-11	4/2
4	Ben JASINSKI	SR		South Dakota State	2.10m	6-10%	3/25
4	Graham VALDES	SR		Iowa	2.10m	6-10%	4/7
4	Brandon CHILDS	SO		Wichita State	2.10m	6-10%	4/7
7	Taylor BUCK	FR		Oklahoma State	2.06m	6-9	4/2
8	Kendrick BRANCH	JR		Southern Illinois	2.05m	6-8%	4/1
8	Travis LEUER	JR		Northern Iowa	2.05m	6-8%	4/8
8	Jared VLASTUIN	JR		South Dakota State	2.05m	6-8%	3/25
8	Derek ALDERKS	JR		Iowa State	2.05m	6-8%	4/1
8	Jeffery HERRON	JR		Iowa	2.05m	6-8%	4/7
8	Patric JACKSON	SR		Wichita State	2.05m	6-8%	4/7
8	Thomas LARSON	FR		Northern Iowa	2.05m	6-8%	4/8
8	Matt CLAUER	JR		Minnesota	2.05m	6-8%	4/2

#### Mountain

1	Clint SILCOCK	SR		Utah State	2.15m	7-½	4/7
2	Tyler SKINNER	SO		Wyoming	2.14m	7-¼	4/2
3	Trevor HEINER	SR		BYU	2.10m	6-10%	4/7
4	Daney NELSON	JR		Southern Utah	2.08m	6-9%	4/9
5	Nick TAM	FR		Texas Tech	2.05m	6-8%	4/2
6	Eric FOLLET	JR		Utah State	2.04m	6-8%	4/1
7	Zach WOOD	SO		Air Force	2.03m	6-8	3/19
7	Dakota JOHN	FR		BYU	2.03m	6-8	4/2

#### Northeast

1	David FAJOYOMI	FR		St. Francis (N.Y.)	2.15m	7-½	4/1
2	Chris ARLINGHAUS	JR		Cornell	2.09m	6-10%	4/9
3	Thomas WAGNER	JR		Army	2.05m	6-8%	3/19
3	Noel JAMES	SO		Connecticut	2.05m	6-8%	4/2
5	Dan SCOTT	FR		Cornell	2.03m	6-8	3/19
6	Nick HUBER	JR		Cornell	2.02m	6-7%	4/9
6	Peter BLIGH	SR		Buffalo	2.02m	6-7%	4/2
8	Eugene KENNEDY	SR		Buffalo	2.00m	6-6%	3/18

#### South

1	James HARRIS	FR		Mississippi State	2.23m	7-3%	3/26
2	Ricky ROBERTSON	SO		Mississippi	2.20m	7-2½	4/1
3	DJ SMITH	FR		Auburn	2.18m	7-1%	3/26
4	Marcus NORWOOD	JR		Southern Miss	2.15m	7-½	4/1
4	Marcus JACKSON	FR		Mississippi State	2.15m	7-½	3/18
6	Josh BUTLER	SR		Middle Tennessee	2.14m	7-¼	4/9
7	Graylin WARD	FR		Georgia	2.11m	6-11	4/8
8	Kenneth HOSKINS	JR		Jackson State	2.08m	6-9%	3/25

#### South Central

1	Keith BENFORD	SO		UTSA	2.18m	7-1%	3/25
2	Raymond HIGGS	FR		Arkansas	2.15m	7-½	4/6
2	Jamal WILSON	SR		Texas	2.15m	7-½	3/25
2	Tyler LEE	FR		Texas A&M	2.15m	7-½	3/25
5	Kerry THOMPSON	FR		UTSA	2.13m	6-11%	4/1
5	James ANDERSON	SR		Central Arkansas	2.13m	6-11%	4/1
5	Cameron ALEXANDER	SO		Texas A&M	2.13m	6-11%	4/2
8	Louis HEGEMAN	FR		Sam Houston State	2.11m	6-11	3/19
8	Noah KITTELSON	FR		Arkansas	2.11m	6-11	4/2
8	Jermaine JAMISON	SR		North Texas	2.11m	6-11	3/26

#### Southeast

1	Donte NALL	SR		North Carolina	2.15m	7-½	3/25
2	Tanner ANDERSON	FR		Duke	2.12m	6-11½	4/1
3	David WILKINS	SO		South Carolina	2.11m	6-11	4/8
3	Darius PURCELL	JR		Appalachian State	2.11m	6-11	3/18
5	Dylan MOORE	SO		North Carolina	2.10m	6-10%	4/1
5	Greg NELSON	SR		Virginia	2.10m	6-10%	3/25
7	Jacques WATSON	SR		Coastal Carolina	2.08m	6-9%	3/5
7	Perrish GOGGINS	JR		USC Upstate	2.08m	6-9%	4/9

#### West

1	Edgar RIVERA-MORALES	SO		Arizona	2.23m	7-3%	4/2
2	Nick ROSS	SO		Arizona	2.20m	7-2½	4/2
3	Emilio HERNANDEZ	SR		Sacramento State	2.15m	7-½	3/26
3	Bryan MCBRIDE	FR		Arizona State	2.15m	7-½	4/7
5	Justin FRICK	SR		Oregon	2.14m	7-¼	4/9
6	Taylor HOBSON	JR		UCLA	2.11m	6-11	4/7
7	Thomas JOHNSON	JR		Cal State Northridge	2.10m	6-10%	3/12
7	Brian CARMICHAEL	JR		California	2.10m	6-10%	4/6

USTFCCA Non-Member

Will NOT be ranked, beginning Week 2



# USTFCCA NCAA Division I Regional Index

## 2011 Outdoor, Week #2

as of 4/11/2011 5:55:36 PM

### Men's Pole Vault

#### Great Lakes

1	Mickey DEFILIPPO	JR		Wisconsin	5.20m	17-¾	4/8
1	Kevin SCHIPPER	JR		Notre Dame	5.20m	17-¾	3/25
1	Michael UHLE	SR		Akron	5.20m	17-¾	4/6
4	Codi MATTIX	SO		Michigan State	5.13m	16-10	4/1
5	Joe WESLEY	SO		Akron	5.07m	16-7½	3/25
5	Japheth CATO	FR		Wisconsin	5.07m	16-7½	4/1
7	Chris THOMAN	SR		Purdue	5.05m	16-6¾	4/2
7	Kenny OWENS	SR		Akron	5.05m	16-6¾	4/1

#### Mid-Atlantic

1	David SLOVENSKI	JR		Princeton	5.30m	17-4½	3/18
2	Cameron WALKER-SHEPHARD	FR		Fairleigh Dickinson	4.90m	16-¾	3/18
3	Chris WYCKOFF	SO		Rutgers	4.83m	15-10	4/7
4	Paul NEIDHARDT	JR		Navy	4.80m	15-9	4/8
4	Jason PELLETIER	JR		Penn State	4.80m	15-9	4/1
6	Derek HYNES	JR		Princeton	4.75m	15-7	3/18
7	Chris SPATARO	SR		Robert Morris	4.70m	15-5	4/1
7	Shane ORDWAY	JR		Delaware	4.70m	15-5	4/2

#### Midwest

1	Jack WHITT	SO		Oral Roberts	5.60m	18-4½	4/6
2	Jordan SCOTT	SR		Kansas	5.50m	18-½	4/6
3	Michael VIKEN	FR		Eastern Illinois	5.38m	17-7¾	4/9
4	Brian HANCOCK	SR		Missouri	5.36m	17-7	4/8
5	Ben PETERSON	SR		Minnesota	5.26m	17-3	4/2
6	Dustin GEHRKE	SO		Oral Roberts	5.25m	17-2¾	4/2
7	Matthew BANE	FR		Illinois	5.09m	16-8¾	4/2
8	Sam KRANZ	SR		Northern Iowa	5.05m	16-6¾	4/2
8	Nate POLACEK	JR		Nebraska	5.05m	16-6¾	4/2
8	Erik SUTTERFIELD	SO		Nebraska	5.05m	16-6¾	4/2

#### Mountain

1	Victor WEIRICH	SO		BYU	5.35m	17-6½	4/6
1	Chris LITTLE	SR		BYU	5.35m	17-6½	4/6
1	Kyal MEYERS	FR		Texas Tech	5.35m	17-6½	4/6
4	Tanner EMRICH	SR		BYU	5.20m	17-¾	4/6
5	Cale SIMMONS	SO		Air Force	5.10m	16-8¾	3/19
6	Logan PFLIBSEN	FR		New Mexico	5.05m	16-6¾	4/6
7	Tyler BROWN	FR		BYU	5.02m	16-5½	4/2
8	Michael ARNOLD	JR		Idaho State	5.00m	16-4¾	4/1

#### Northeast

1	Luke SCHOEN	SR		Albany	5.07m	16-7½	4/1
2	Brian MCGOVERN	SO		Manhattan	5.02m	16-5½	3/18
3	Nico WEILER	JR		Harvard	4.85m	15-11	3/16
4	Fedor GARIN	SO		Harvard	4.80m	15-9	4/2
4	Justin HARRIS	SO		Army	4.80m	15-9	4/8
6	Nick HUBER	JR		Cornell	4.70m	15-5	4/9
7	Peter ROACH	FR		Cornell	4.65m	15-3	3/19
8	Matt ALEXANDER	JR		Connecticut	4.64m	15-2¾	4/7
8	James STRAWDERMAN	FR		Rhode Island	4.64m	15-2¾	4/7

#### South

1	John SMITH	JR		Georgia	5.25m	17-2¾	4/8
2	Michael SEAMAN	JR		Samford	5.20m	17-¾	4/1
2	Andrew LAHAYE	SO		Florida State	5.20m	17-¾	3/4
2	Joe BERRY	JR		Tennessee	5.20m	17-¾	4/2
5	Eric FORAN	SR		Florida	5.17m	16-11½	4/1
6	Karlis PUJATS	JR		Memphis	5.06m	16-7¾	4/1
7	Patrick WELLS	SR		Samford	5.05m	16-6¾	4/8
7	Owen WAGONER	FR		Samford	5.05m	16-6¾	4/1
7	Aaron UNTERBERGER	SO		Georgia Tech	5.05m	16-6¾	4/8

#### South Central

1	Marcus MCGEHEE	SR		LSU	5.35m	17-6½	4/6
2	Alex BENTLEY	SR		Houston	5.25m	17-2¾	4/1
3	Jordan WEHR	SR		North Texas	5.20m	17-¾	4/6
3	Kenny GREAVES	JR		Texas	5.20m	17-¾	4/6
3	Kovey SIMMONS	SR		Southeastern Louisiana	5.20m	17-¾	4/6
6	Thomas REINECKE	SO		LSU	5.09m	16-8¾	4/2
7	Kyle ROSE	SR		LSU	5.07m	16-7½	3/25
7	Joseph CARAWAY	SO		LSU	5.07m	16-7½	3/25

#### Southeast

1	Kolby SHEPHERD	JR		Liberty	5.35m	17-6½	4/6
2	Hunter HALL	JR		Virginia Tech	5.27m	17-3½	4/1
3	Jared JODON	SR		Virginia Tech	5.17m	16-11½	4/1
3	Parker SMITH	JR		North Carolina	5.17m	16-11½	4/1
5	Matt SHULER	SR		South Carolina	5.07m	16-7¾	4/1
5	Joe DAVIS	JR		Virginia Tech	5.07m	16-7¾	4/1
7	Kyle GANN	SR		Louisville	5.00m	16-4¾	4/9
7	Michael KOPANSKI	FR		Clemson	5.00m	16-4¾	3/18

#### West

1	Scott ROTH	SR		Washington	5.50m	18-½	4/9
2	Greg WOEPSE	SR		UCLA	5.30m	17-4½	4/2
3	Casey DICESARE	JR		UCLA	5.25m	17-2¾	3/25
4	Ethan OSTROM	SO		UC Davis	5.20m	17-¾	3/12
5	John PRADER	SO		Cal Poly	5.11m	16-9¾	3/12
6	Michael MORRISON	SR		California	5.10m	16-8¾	4/6
6	Corey PHALLEN	SR		Arizona State	5.10m	16-8¾	3/25
6	Corey DYSICK	JR		Stanford	5.10m	16-8¾	4/9

USTFCCA Non-Member

Will NOT be ranked, beginning Week 2



# USTFCCCA NCAA Division I Regional Index

## 2011 Outdoor, Week #2

as of 4/11/2011 5:55:37 PM

### Men's Long Jump

#### Great Lakes

1	Collister FAHIE	SR		Akron	7.91m	25-11½	4/6
1	Mike HARTFIELD	JR		Ohio State	7.91m	25-11½	4/2
3	Korbin SMITH	SO		Ohio State	7.65mw	25-1¼	4/2
4	Chris KIRTZ	SR		Purdue	7.52m	24-8¼	4/7
5	Derek BLEVINS	SO		Ohio State	7.48mw	24-6¼	4/2
6	Daryl BAPTISTE	SO		Akron	7.41mw	24-3¼	4/6
7	Jarrett MICKENS	SR		Valparaiso	7.37m	24-2¼	4/8
7	Stephen MACDONALD	JR		Ohio State	7.37m	24-2¼	4/2

#### Mid-Atlantic

1	Damon MCLEAN	FR		Princeton	7.28m	23-10¼	3/18
2	Corey CRAWFORD	FR		Rutgers	7.13m	23-4¼	4/9
3	Jason KELSEY	SR		Monmouth	7.12m	23-4¼	4/7
4	Jarenn STEWART	JR		Maryland	7.09m	23-3¼	3/25
5	Miles SNELGROVE	SO		Navy	7.05mw	23-1¼	4/8
6	Dwayne POWELL	JR		UMES	7.00m	22-11¼	4/9
6	Stephen TUTUNJIAN	JR		Lehigh	7.00m	22-11¼	4/2
8	Tom HOPKINS	FR		Princeton	6.99m	22-11¼	4/9

#### Midwest

1	Clive CHAFAUSIPO	JR		Oral Roberts	7.83m	25-8¼	4/2
2	Nicholas GORDON	SR		Nebraska	7.58m	24-10¼	4/9
3	Chris PHIPPS	JR		Nebraska	7.57m	24-10	4/9
4	Bobby CARTER	SO		Nebraska	7.52mw	24-8¼	4/2
5	Jared VLASTUIN	JR		South Dakota State	7.42m	24-4¼	3/25
6	Addison DEMER	JR		Minnesota	7.38m	24-2¼	4/2
7	Jeffery HERRON	JR		Iowa	7.30m	23-11¼	4/2
7	Oladipo FAGBEMI	SO		Minnesota	7.30mw	23-11¼	4/7

#### Mountain

1	Andre GAINES	FR		Northern Arizona	7.32m	24-¼	3/18
1	Lenyn LEONCE	SO		Wyoming	7.32m	24-¼	4/8
3	Cylor MORGAN	JR		Weber State	7.21m	23-8	3/25
4	Aaron POWELL	SR		BYU	7.12mw	23-4¼	3/25
5	Richard YORK	SO		New Mexico	7.10mw	23-3¼	4/6
6	Damian SZADE	SR		Utah State	7.09mw	23-3¼	4/7
7	Drew TINGEY	FR		BYU	7.06m	23-2	3/17
8	Stephen MICHEL	SO		Wyoming	7.05m	23-1¼	3/25

#### Northeast

1	Steven BELL	FR		Cornell	7.49m	24-7	4/9
2	Hercules STANCLIL	FR		Cornell	7.32m	24-¼	4/9
3	Kaylin MIRANDA	SO		Northeastern	7.26m	23-10	3/23
4	Alfred MCDANIEL	SR		Army	7.25m	23-9¼	3/25
5	Andrew STAPLES	JR		Northeastern	7.21m	23-8	3/23
6	Chase AARONSON	JR		Cornell	7.20m	23-7¼	4/9
7	Enbani MOORE	SR		Cornell	7.16m	23-6	4/9
8	Chris VENEY	JR		Binghamton	7.15mw	23-5¼	4/9

#### South

1	Ngonidzashe MAKUSHA	JR		Florida State	8.40mw	27-6¼	4/6
2	Caleb LEE	JR		Mississippi	7.73mw	25-4¼	4/9
3	Kamal FULLER	FR		Alabama	7.64m	25-¾	4/6
4	Ricky ROBERTSON	SO		Mississippi	7.58m	24-10¼	4/9
5	Royce DATES	FR		Tennessee State	7.53m	24-8¼	4/9
6	Desmond BROWN	JR		Tennessee	7.49m	24-7	4/2
7	Leon HUNT	SR		Florida A&M	7.48m	24-6¼	3/23
8	Neamen WISE	SO		USF	7.46mw	24-5¼	4/1

#### South Central

1	Melvin ECHARD	SR		Texas A&M	8.09m	26-6¼	4/6
2	Marquise GOODWIN	SO		Texas	8.07mw	26-5¼	4/6
3	Raymond HIGGS	FR		Arkansas	7.91m	25-11¼	4/6
4	Tyron STEWART	SR		Texas A&M	7.84m	25-8¼	4/6
5	Zedric THOMAS	SR		LSU	7.76m	25-5¼	3/25
6	Damar FORBES	SO		LSU	7.75mw	25-5¼	4/6
7	Terrance WILLIAMS	FR		North Texas	7.61m	24-11¼	4/6
8	Kyron BLAISE	JR		LSU	7.60m	24-11¼	4/2

#### Southeast

1	Keenan HALL	SR		Kentucky	7.58m	24-10¼	4/9
2	Diego LAWERENCE	SO		Campbell	7.55m	24-9¼	3/26
3	Wesley SMITH	JR		Louisville	7.50m	24-7¼	4/9
4	Rashad CANNON	JR		Norfolk State	7.49m	24-7	3/25
5	Darris SHELTON	SO		Norfolk State	7.48m	24-6¼	3/25
6	Lavon ALLEN	JR		Charleston Southern	7.45m	24-5¼	4/1
7	Toms ANDERSONS	SR		Western Kentucky	7.44mw	24-5	4/9
7	Justin PREVETTE	SR		UNC-Wilmington	7.44m	24-5	3/12

#### West

1	Eetu VIITALA	JR		Boise State	7.62m	25-0	4/1
2	David KLECH	SR		Oregon	7.48m	24-6¼	4/9
2	Vernell WARREN	SR		Oregon	7.48m	24-6¼	4/9
4	Emilio HERNANDEZ	SR		Sacramento State	7.45mw	24-5¼	4/2
5	Justin SUTTER	SO		Arizona	7.44m	24-5	4/2
6	Michael MORRISON	SR		California	7.41mw	24-3¼	4/6
7	Taylor HOBSON	JR		UCLA	7.40mw	24-3¼	3/17
8	Manny NEIZER	JR		Long Beach State	7.38mw	24-2¼	3/26
8	Nick ROSS	SO		Arizona	7.38m	24-2¼	4/2

USTFCCCA Non-Member

Will NOT be ranked, beginning Week 2



# USTFCCCA NCAA Division I Regional Index

## 2011 Outdoor, Week #2

as of 4/11/2011 5:55:38 PM

### Men's Triple Jump

#### Great Lakes

1	Mike HARTFIELD	JR		Ohio State	15.63m	51-3½	4/2
2	Olumide OLAMIGOKE	JR		Indiana	15.41m	50-6¾	3/26
3	Logan RENWICK	FR		Notre Dame	15.09m	49-6¼	4/2
4	Derek BLEVINS	SO		Ohio State	14.96m	49-1	3/26
5	Ernest ROLLINS	JR		Indiana State	14.71m	48-3¼	3/31
6	Rob FALCHI	JR		Kent State	14.55m	47-9	3/25
7	Erik BRAUN	SO		Michigan	14.52m	47-7¾	4/7
8	Cedric HUDSON	JR		Indiana	14.50m	47-7	3/26

#### Mid-Atlantic

1	Hanif JOHNSON	JR		Penn State	15.76m	51-8½	4/1
2	Adam BERGO	JR		Rutgers	15.02m	49-3¾	3/18
3	Robert SAINVIL	SR		Villanova	14.98m	49-1¼	3/31
4	Denvil RUAN	JR		UMES	14.63m	48-0	3/18
5	Kevin BOSTICK	JR		Rutgers	14.62m	47-11¼	4/9
6	Stephen TUTUNJIAN	JR		Lehigh	14.49m	47-6¾	4/10
7	Richard SOMIARI	FR		Lehigh	14.39m	47-2½	4/2
8	VJ DEFREITAS	SO		Duquesne	14.35m	47-1	4/8

#### Midwest

1	Fredrick BROWN	SR		Oral Roberts	15.59mw	51-1¼	4/6
2	Chris PHIPPS	JR		Nebraska	15.39m	50-6	4/9
3	Ben JASINSKI	SR		South Dakota State	15.16m	49-9	3/25
4	Tyler KNIGHT	JR		Illinois State	15.09mw	49-6¼	4/8
5	James MCLACHLAN	FR		Loyola-Chicago	15.08mw	49-5¾	4/8
6	Oladipo FAGBEMI	SO		Minnesota	15.07m	49-5½	4/2
7	Addison DEMER	JR		Minnesota	14.96mw	49-1	4/2
8	Maxim BAKANA	JR		Southern Illinois	14.95m	49-¾	4/1
8	DC OKONTA	JR		UMKC	14.95m	49-¾	4/2

#### Mountain

1	Warrick CAMPBELL	FR		New Mexico	15.54mw	51-0	4/1
2	Kyle MILLS	JR		BYU	15.09mw	49-6¼	4/2
3	David BROWN	FR		New Mexico	14.66m	48-1¼	4/1
4	Andres ESTRADA	FR		UTEP	14.50m	47-7	3/26
5	Jaymes TALKINGTON	SO		Wyoming	14.42mw	47-3¾	4/2
6	Alex ANDERSON	FR		Southern Utah	14.40m	47-3	3/4
7	Ryan WASILAWSKI	SO		Colorado State	14.38mw	47-2¼	3/25
8	Stephen MICHEL	SO		Wyoming	14.29m	46-10¾	4/1

#### Northeast

1	Thomas WAGNER	JR		Army	14.92m	48-11½	4/8
2	Dan SCOTT	FR		Cornell	14.80m	48-6¾	4/9
3	Steven BELL	FR		Cornell	14.58m	47-10	4/9
4	Julian REMOUNS	SR		Cornell	14.56m	47-9¾	4/9
5	Tyrone FAVEREY	SR		Connecticut	14.32m	46-11¼	4/7
6	Frederick BEEBE	JR		Army	14.31m	46-11½	3/19
7	Tejorn DAVIS	SO		Northeastern	14.02m	46-0	4/2
7	Brian RACCA	JR		Northeastern	14.02m	46-0	3/23
7	Max HODDWELLS	Se		New Hampshire	14.02m	46-0	4/9

#### South

1	Aaron LAGARDE	JR		Georgia	16.04m	52-7½	4/8
2	Morris KERSH	SO		Mississippi	15.74m	51-7¾	4/9
3	Kentrell SANDERS	FR		Mississippi	15.54m	51-0	3/26
4	Asaph LEVY	SR		Georgia	15.43m	50-7½	4/8
5	Jerome LESLIE	SR		Memphis	15.36m	50-4¾	4/1
6	Shane LEWIS	SO		USF	15.29m	50-2	4/1
7	Jason HARPER	FR		Mississippi State	15.09m	49-6¼	3/18
8	Terrell IRONS	JR		Troy	15.04m	49-4¾	3/23

#### South Central

1	Julian REID	SR		Texas A&M	16.68mw	54-8¾	4/6
2	Kyron BLAISE	JR		LSU	16.24m	53-3¾	4/6
3	Jamal WILSON	SR		Texas	16.23m	53-3	4/6
4	Zedric THOMAS	SR		LSU	16.16m	53-¼	4/6
5	Chris CARTER	SR		Houston	16.11m	52-10¼	4/6
6	Mark JACKSON	FR		Texas	16.00m	52-6	3/25
7	Cameron PARKER	JR		TCU	15.78m	51-9¼	4/6
8	Donavan LORING	SR		Central Arkansas	15.76m	51-8½	4/9

#### Southeast

1	Hasheem HALIM	JR		Virginia Tech	16.22m	53-2¼	4/8
2	Lincoln CARR	SO		South Carolina	15.66m	51-4¾	4/8
3	Austin DAVIS	SR		North Carolina	15.61m	51-2¾	4/1
4	Lavell HANDY	JR		George Mason	15.50m	50-10¼	4/1
5	Steve CROUSE	JR		Kentucky	15.30m	50-2½	4/9
6	Keenan HALL	SR		Kentucky	15.23m	49-11¼	4/9
7	Kwame BOATWRIGHT	JR		NC State	15.22m	49-11¼	4/8
8	Darris SHELTON	SO		Norfolk State	15.20m	49-10¼	4/1

#### West

1	Jonathan CLARK	SR		UCLA	16.17m	53-¾	4/7
2	Hammed SULEMAN	SO		California	15.48m	50-9¾	3/25
3	Chris BENARD	JR		Arizona State	15.31m	50-2¾	3/25
4	Tyler PINKNEY	SO		Oregon	15.30m	50-2½	4/9
5	Brian SCHAUDT	JR		Oregon	15.28m	50-1¼	4/9
6	Kasen COVINGTON	FR		Washington	15.18m	49-9¾	4/9
7	Antonio BURNETT	JR		Southern California	15.16m	49-9	4/2
8	Emilio HERNANDEZ	SR		Sacramento State	15.02m	49-3¾	3/26

USTFCCCA Non-Member

Will NOT be ranked, beginning Week 2



# USTFCCCA NCAA Division I Regional Index

## 2011 Outdoor, Week #2

as of 4/11/2011 5:55:39 PM

### Men's Shot Put

#### Great Lakes

1	Cody RIFFLE	FR		Michigan	18.40m	60-4½	4/7
2	Matt DECHANT	JR		Ohio State	18.09m	59-4¼	4/2
3	Denes VERES	SR		Notre Dame	17.50m	57-5	3/25
3	Bill HARDCASTLE	SR		Purdue	17.50m	57-5	3/26
5	Zack HILL	FR		Michigan State	17.26m	56-7½	4/1
6	Andrew MEYER	JR		Eastern Michigan	16.88m	55-4¾	4/2
7	Tyler BRANCH	JR		Ohio State	16.74m	54-11¼	4/2
8	Alex ROSE	SO		Central Michigan	16.67m	54-8¾	3/19

#### Mid-Atlantic

1	Joe KOVACS	JR		Penn State	18.38m	60-3¾	4/1
2	Blake EATON	SR		Penn State	18.08m	59-4	4/1
3	Marcus BROWN	JR		UMES	16.78m	55-¾	4/1
4	Garrett LARKIN	SR		Pittsburgh	16.65m	54-7½	3/25
5	Dan KWIATKOWSKI	SO		Pittsburgh	16.51m	54-2	4/8
6	John VIOTTO	SR		Delaware	16.39m	53-9¼	4/9
7	Jorge MERINO	SO		Rider	16.20m	53-1¼	4/9
8	Nabil MUBARAK	SO		Penn State	16.17m	53-¾	4/1

#### Midwest

1	Luke PINKELMAN	SR		Nebraska	19.08m	62-7¼	4/2
2	Tim NEDOW	JR		DePaul	18.14m	59-6¼	3/25
3	Brooks MOSIER	SO		Missouri	17.67m	57-11¼	4/1
4	Aaron STUDDT	SR		Minnesota	17.49m	57-4¾	4/2
5	Conrad AARON	SO		Oklahoma	17.45m	57-3	4/2
6	Trey DAVIS	JR		Minnesota	17.39m	57-¾	4/2
7	Ryan ASTA	JR		DePaul	17.27m	56-8	3/17
8	Josh UCHTMAN	JR		SE Missouri State	17.20m	56-5¼	4/1

#### Mountain

1	Leif ARRHENIUS	SR		BYU	18.33m	60-1¼	4/6
2	Tyson WILLIAMS	SR		Colorado State	18.00m	59-¾	4/7
3	Joe CANAVAN	JR		Utah State	17.59m	57-8½	3/18
4	Colby BARBER	JR		BYU	17.18m	56-4¼	4/7
5	Trevor GILREATH	FR		Montana State	16.45m	53-11¼	4/1
6	Ian LETTOW	SR		Colorado State	16.42m	53-10½	4/7
7	Hector PEREZ	SR		Southern Utah	16.30m	53-5¾	4/9
8	Robert DRYE	JR		Air Force	16.29m	53-5½	3/19

#### Northeast

1	Robert GOLABEK	SR		Buffalo	19.09m	62-7¼	4/6
2	Mike ALLEMAN	SO		Connecticut	17.23m	56-6¼	4/2
3	Dustin BRODE	FR		Harvard	16.68m	54-8¾	3/16
4	Bob BELDEN	JR		Cornell	16.59m	54-5¼	3/19
5	Patrick JABLONSKI	SR		Northeastern	16.18m	53-1	4/8
6	David IRVING	SR		Dartmouth	16.02m	52-6¾	4/9
7	Daniel SMITH	SO		Brown	15.95m	52-4	4/7
8	Jacob KEELING	SR		Rhode Island	15.89m	52-1¼	4/7

#### South

1	Michael PUTMAN	JR		Florida State	18.65m	61-2¼	4/1
2	Ed WESELA	JR		Mississippi State	17.67m	57-11¼	4/6
2	Teonor DAVILMAR	SO		Georgia	17.67m	57-11¼	4/8
4	Robert COLLINGWOOD	SO		Southern Miss	17.50m	57-5	3/12
5	Caleb WHITENER	FR		Georgia	17.01m	55-9¼	4/8
6	Marcus POPENFOOSE	FR		Auburn	16.64m	54-7¼	4/8
7	Petr NOVOTNY	SO		Georgia	16.62m	54-6¾	4/8
8	Joshua MCNAIR	SR		Kennesaw State	16.55m	54-3¾	3/25

#### South Central

1	Hayden BAILLIO	SO		Texas	18.38m	60-3¾	3/25
2	Jon ARTHUR	JR		Stephen F. Austin	18.36m	60-3	4/6
3	Jacob THORMAEHLEN	JR		Texas	18.31m	60-1	3/25
4	Casey KEETER	SR		UT Arlington	18.12m	59-5½	3/26
5	Larry JONES	SR		Louisiana Tech	17.86m	58-7¼	4/2
6	Brandon DRENON	SR		Texas	17.71m	58-1¼	3/25
7	Jacob DOMINGUE	SR		Louisiana-Lafayette	17.46m	57-3¼	4/2
8	Albert FORNETTE	SO		Louisiana-Lafayette	17.44m	57-2¾	4/2

#### Southeast

1	Jake DEATON	JR		Charlotte	18.23m	59-9¼	4/1
2	Michael BARBAS	JR		Duke	17.86m	58-7¼	4/1
3	Weston BANKS	SR		Louisville	17.75m	58-3	4/9
4	Ryan SMITH	JR		Liberty	17.66m	57-11¼	4/1
5	Mike SCHALLMO	SR		Duke	17.56m	57-7¼	4/8
6	Chris DILORENZO	SO		North Carolina	17.40m	57-1	4/8
7	Alex PADGETT	SR		Clemson	17.37m	57-0	4/1
8	Dennis ALIOTTA	JR		East Carolina	17.18m	56-4¼	4/1

#### West

1	Jordan CLARKE	SO		Arizona State	18.81m	61-8½	4/7
2	Bozidar ANTUNOVIC	FR		Arizona	18.78m	61-7½	4/6
3	Robert GIRE	SR		Arizona	18.61m	61-¾	4/2
4	Geoffrey TABOR	SO		Stanford	17.64m	57-10½	4/9
5	Patrick KOWALSKY	SR		California	17.53m	57-6¼	3/25
6	Cesar PUGA	SR		Long Beach State	17.30m	56-9¼	4/8
7	Joe BARTLETT	JR		Washington State	17.24m	56-6¾	3/19
8	Eugenio MANNUCCI	SR		Idaho	17.17m	56-4	4/9
8	Korion MORRIS	SR		Arizona	17.17m	56-4	3/18

USTFCCCA Non-Member

Will NOT be ranked, beginning Week 2



# USTFCCCA NCAA Division I Regional Index

## 2011 Outdoor, Week #2

as of 4/11/2011 5:55:40 PM

### Men's Discus

#### Great Lakes

1	Alex ROSE	SO		Central Michigan	58.70m	192-7	4/9
2	Danny BLOCK	FR		Wisconsin	57.30m	188-0	4/6
3	Nicholas BANKE	SO		Akron	52.63m	172-8	3/25
4	Lonnie PUGH	SO		Michigan State	52.23m	171-4	4/1
4	Max MAYS	JR		Ohio State	52.23m	171-4	3/26
6	Cody RIFFLE	FR		Michigan	52.00m	170-7	3/23
7	Bill HARDCASTLE	SR		Purdue	51.27m	168-2	4/7
8	Scott ERICKSON	FR		Milwaukee	51.18m	167-11	3/31

#### Mid-Atlantic

1	James PLUMMER	SO		Rutgers	59.36m	194-9	4/7
2	Will BARR	FR		Penn State	54.55m	178-11	4/1
3	Joe KOVACS	JR		Penn State	53.48m	175-5	4/1
4	Zachary DUNCAVAGE	FR		Navy	52.32m	171-8	3/19
5	George ABYAD	SR		Princeton	50.74m	166-5	4/2
6	Emmanuel STEWART	FR		Morgan State	50.44m	165-6	3/18
7	Blake EATON	SR		Penn State	50.00m	164-0	4/1
8	Marcus BROWN	JR		UMES	49.48m	162-4	3/18

#### Midwest

1	Mason FINLEY	SO		Kansas	60.36m	198-0	4/2
2	Tyler HITCHLER	JR		Nebraska	58.43m	191-8	4/9
3	Jake DEITERS	SR		Southern Illinois	57.59m	188-11	4/1
4	Chad WRIGHT	FR		Nebraska	57.18m	187-7	4/2
5	Luke BRYANT	JR		Oklahoma	57.05m	187-2	4/7
6	Brian BISHOP	SR		Kansas	56.55m	185-6	4/6
7	Tim NEDOW	JR		DePaul	55.46m	181-11	3/17
8	KP SINGH	SR		Oklahoma	54.99m	180-5	4/7

#### Mountain

1	Julian WRUCK	SO		Texas Tech	61.88m	203-0	4/2
2	Leif ARRHENIUS	SR		BYU	60.75m	199-3	4/6
3	Andres ROSSINI	SR		Northern Arizona	56.49m	185-4	3/18
4	Cameron CARTER	SR		Colorado State	55.70m	182-9	4/2
5	Dane CHOBANIAN	SO		Colorado	53.41m	175-2	4/8
6	James COLE	JR		Air Force	52.06m	170-9	3/25
7	Zachary STETLER	FR		BYU	51.48m	168-10	4/6
8	Tyson WILLIAMS	SR		Colorado State	51.15m	167-9	4/2

#### Northeast

1	Matthew GAC	SR		Buffalo	53.92m	176-11	4/2
2	Michael LEVINE	SO		Yale	52.02m	170-8	4/7
3	Evan PALMER	FR		Buffalo	51.20m	167-11	3/18
4	Colin QUIRKE	JR		Manhattan	50.75m	166-6	3/18
5	Bob BELDEN	JR		Cornell	50.67m	166-3	3/19
6	David IRVING	SR		Dartmouth	50.32m	165-1	4/2
7	Roman EWALD	JR		Manhattan	49.42m	162-1	4/9
8	Patrick JABLONSKI	SR		Northeastern	48.74m	159-11	3/23

#### South

1	Michael PUTMAN	JR		Florida State	57.96m	190-2	3/18
2	Stephen SAENZ	FR		Auburn	55.92m	183-5	3/26
3	Justin WELCH	FR		Georgia	55.68m	182-8	3/25
4	Jared THOMAS	JR		USF	54.57m	179-0	4/6
5	Savvas ARESTIS	SO		Memphis	54.46m	178-8	3/18
6	Joey TORRES	JR		South Alabama	53.73m	176-3	4/8
7	Marcus POPENFOOSE	FR		Auburn	53.07m	174-1	3/26
8	Petr NOVOTNY	SO		Georgia	52.14m	171-0	4/8

#### South Central

1	Larry JONES	SR		Louisiana Tech	56.65m	185-10	4/2
2	Clint HARRIS	FR		Stephen F. Austin	56.30m	184-8	4/6
3	Brandon DRENON	SR		Texas	56.16m	184-3	3/25
4	Richard GARRETT	SO		UTSA	54.29m	178-1	4/6
5	Sean TABOR	SO		TCU	53.44m	175-4	4/2
6	Hayden BAILLIO	SO		Texas	51.91m	170-3	4/6
7	Casey KEETER	SR		UT Arlington	51.26m	168-2	3/18
8	Arthur THOMAS	SR		Arkansas-Pine Bluff	51.12m	167-8	4/1

#### Southeast

1	Colin BOEVERS	SR		Kentucky	57.26m	187-10	4/1
2	Jake DEATON	JR		Charlotte	55.31m	181-5	4/9
3	Mike SCHALLMO	SR		Duke	55.26m	181-3	4/8
4	Josh GREENWALD	SR		Louisville	53.82m	176-7	4/1
5	Elliott GALEONE	SR		Liberty	53.20m	174-6	4/6
6	Nealie WHITT	JR		N.C. Central	52.70m	172-11	4/8
7	Austin GAMBLE	SO		Duke	52.10m	170-11	4/8
8	Emory PARSONS	JR		North Carolina	52.03m	170-8	4/1

#### West

1	Bo TAYLOR	SR		UCLA	56.44m	185-2	3/12
2	Geoffrey TABOR	SO		Stanford	55.52m	182-2	4/9
3	Cesar PUGA	SR		Long Beach State	54.74m	179-7	3/26
4	Jordan CLARKE	SO		Arizona State	54.52m	178-10	3/25
5	Tom NAGENGAST	JR		UCLA	54.48m	178-9	3/25
6	Robert GIRE	SR		Arizona	54.30m	178-1	4/2
7	Korion MORRIS	SR		Arizona	54.29m	178-1	4/2
8	Joe BARTLETT	JR		Washington State	53.07m	174-1	4/2

USTFCCCA Non-Member

Will NOT be ranked, beginning Week 2



# USTFCCCA NCAA Division I Regional Index

## 2011 Outdoor, Week #2

as of 4/11/2011 5:55:41 PM

### Men's Hammer Throw

#### Great Lakes

1	Matt PFLEGER	SR	Kent State	63.15m	207-2	4/8
2	Anthony AGRUSA	SR	Michigan State	62.25m	204-2	4/7
3	Max MAYS	JR	Ohio State	61.85m	202-11	4/2
4	Ryan MCCULLOUGH	JR	Central Michigan	60.62m	198-10	4/2
5	Eric HUBBARD	JR	Akron	59.79m	196-2	3/25
6	Brad WENTZEL	JR	Michigan State	59.08m	193-10	4/7
7	Lonnie PUGH	SO	Michigan State	58.20m	190-11	4/7
8	Nicholas BANKE	SO	Akron	58.05m	190-5	4/6

#### Mid-Atlantic

1	Craig PEARCE	SR	Princeton	63.97m	209-10	4/2
2	Robert KEOGH	SR	Temple	63.50m	208-4	4/6
3	Joe KOVACS	JR	Penn State	58.00m	190-3	4/1
4	Jim SCHWENDTNER	JR	Delaware	57.61m	189-0	3/17
5	Leonard JOSEPH	SO	Bucknell	57.43m	188-5	3/31
6	Patrick NORWOOD	SR	Navy	56.52m	185-5	4/2
7	Nicholas PORTER	SR	Navy	55.65m	182-7	3/26
8	Connor WHITESEL	SR	Delaware	55.54m	182-2	4/9

#### Midwest

1	KP SINGH	SR	Oklahoma	66.70m	218-10	4/2
2	Tanner HURT	JR	Northern Iowa	65.89m	216-2	4/8
3	J.C. LAMBERT	JR	Southern Illinois	64.86m	212-9	3/25
4	Micah HEGERLE	SO	Minnesota	64.85m	212-9	3/18
5	Chris HOLLY	SR	Missouri	62.07m	203-7	4/8
6	Quentin MEGE	SO	Minnesota	62.01m	203-5	4/7
7	Brandon COLBERT	SR	SE Missouri State	61.92m	203-1	4/1
8	Tomaz BOGOVIC	JR	Kansas State	61.22m	200-10	3/25

#### Mountain

1	Dimitrios FYLLADITAKIS	SR	UTEP	67.97m	223-0	3/26
2	Oliver WHALEY	SR	BYU	62.21m	204-1	3/17
3	Robert DRYE	JR	Air Force	61.85m	202-11	3/19
4	Pascal TANG	JR	Northern Arizona	61.70m	202-5	4/7
5	David PHILLIPS	SO	Montana State	60.27m	197-9	4/1
6	Jacob NICOL	SR	Northern Arizona	58.50m	191-11	4/7
7	Zach PARRY	JR	Weber State	58.18m	190-10	3/25
8	Joe RICCIO	JR	Wyoming	58.08m	190-6	4/8

#### Northeast

1	Wilfredo DEJESUS ELIAS	SR	Albany	60.85m	199-7	4/6
2	David IRVING	SR	Dartmouth	60.59m	198-9	4/2
3	Paul DETURK	SR	New Hampshire	59.65m	195-8	4/9
4	Eric CLAYMAN	SR	Harvard	58.95m	193-5	4/9
5	Evan PALMER	FR	Buffalo	58.15m	190-9	4/9
6	Matthew GAC	SR	Buffalo	57.70m	189-3	3/18
7	William JANES	SO	Rhode Island	56.93m	186-9	4/2
8	Joshua FABOYEDE	SO	Connecticut	56.82m	186-5	4/7

#### South

1	Justin WELCH	FR	Georgia	67.78m	222-4	3/25
2	Jeremy POSTIN	SO	Florida	65.09m	213-6	4/1
3	Joe FRYE	SR	Belmont	59.98m	196-9	4/9
4	Kyle KIRBY	SR	Samford	59.74m	196-0	3/18
5	Suyi GEORGEWILL	SO	Southern Miss	57.69m	189-3	4/1
6	Joey TORRES	JR	South Alabama	56.18m	184-4	4/8
7	Stephen SAENZ	FR	Auburn	55.67m	182-7	4/1
8	Joshua MCNAIR	SR	Kennesaw State	55.61m	182-5	3/25

#### South Central

1	Chris CRALLE	SR	Sam Houston State	68.27m	223-11	3/19
2	Walter HENNING	SR	LSU	66.08m	216-9	4/2
3	Michael LAURO	JR	LSU	64.17m	210-6	4/6
4	Ross ROUBION	SR	LSU	61.04m	200-3	3/18
5	Phil STEINERT	SO	UTSA	59.81m	196-2	4/6
6	Casey STRONG	SO	Texas A&M	59.01m	193-7	4/2
7	Jacob THORMAEHLEN	JR	Texas	57.16m	187-6	3/25
8	Jon ARTHUR	JR	Stephen F. Austin	56.19m	184-4	4/2

#### Southeast

1	Marcel LOMNICKY	SR	Virginia Tech	73.37m	240-8	4/1
2	Dennis ALIOTTA	JR	East Carolina	61.18m	200-8	4/1
3	Denis MAHMIC	SO	Virginia Tech	61.15m	200-7	4/1
4	Christoph HUTSCHALIK	SR	Gardner-Webb	61.08m	200-4	3/17
5	Michael ZAJAC	SR	South Carolina	60.79m	199-5	3/26
6	Vincenzo CHIARIELLO	JR	Virginia	60.64m	198-11	4/1
7	Malcolm STYERS	SR	Appalachian State	59.06m	193-9	3/25
8	Alex PADGETT	SR	Clemson	58.94m	193-4	3/17

#### West

1	Trey HENDERSON	SR	Southern California	69.45m	227-10	4/2
2	Colin DUNBAR	SR	Long Beach State	66.65m	218-8	4/8
3	Jordan STRAY	SR	Oregon	65.28m	214-2	4/9
4	Alex NELSON	JR	Boise State	63.60m	208-8	4/7
5	Alec FALDERMEYER	FR	UCLA	63.20m	207-4	4/2
6	Tyler JOHNSON	JR	Arizona	60.62m	198-10	4/6
7	Trevor KRAYCHIR	JR	Boise State	60.58m	198-9	4/7
8	Caleb STUART	SO	UC Riverside	60.57m	198-8	3/19

USTFCCCA Non-Member

Will NOT be ranked, beginning Week 2



# USTFCCCA NCAA Division I Regional Index

## 2011 Outdoor, Week #2

as of 4/11/2011 5:55:44 PM

### Men's Javelin

#### Great Lakes

1	Rob DEHN	SR		Wisconsin	67.77m	222-4	3/17
2	Tyler SWEET	SR		Akron	65.39m	214-6	3/25
3	William LAURICELLA	FR		Ohio State	62.89m	206-4	4/2
4	Derek STEINBACH	JR		Wisconsin	61.00m	200-1	4/8
5	Chris ANDERSON	SR		Purdue	60.25m	197-8	3/26
6	John BROCKMAN	JR		Miami (Ohio)	60.22m	197-7	3/25
7	Nick ERDESKY	SR		Akron	59.51m	195-3	4/6
8	Bryan BUNNELL	SR		Ohio State	58.00m	190-3	4/2

#### Mid-Atlantic

1	Vincent DUVERNOIS	SO		Monmouth	69.43m	227-9	4/7
2	Ted HEITZMAN	JR		Bucknell	67.63m	221-10	3/26
3	Jackson CORCORAN	FR		Robert Morris	66.23m	217-3	4/1
4	Miles SNELGROVE	SO		Navy	66.18m	217-1	4/2
5	Chris CARPER	FR		Robert Morris	65.67m	215-5	4/1
6	Jeremy PENNINO	SR		Rutgers	62.67m	205-7	3/18
7	Emmanuel STEWART	FR		Morgan State	62.23m	204-2	3/18
8	Karl INGRAM	FR		Penn	61.96m	203-3	3/18

#### Midwest

1	Tim GLOVER	SO		Illinois State	75.90m	249-0	3/31
2	Matt BYERS	SO		Iowa	74.89m	245-8	4/2
3	Johannes SWANEPOEL	FR		Kansas	72.64m	238-4	4/6
4	Adam WOLKINS	SR		Nebraska	71.07m	233-2	4/9
5	Brett TRUDO	JR		Wichita State	66.42m	217-11	4/2
6	Cory BOULANGER	JR		Kansas State	66.41m	217-10	4/8
7	Lars RISE	SR		Missouri	65.17m	213-9	4/8
8	Austin BRAMAN	JR		Nebraska	64.14m	210-5	4/9

#### Mountain

1	Sean RICHARDSON	SR		BYU	70.38m	230-11	4/1
2	Brian OWENS	SO		Colorado	67.37m	221-0	4/8
3	Justin GRAFF	SO		Montana	67.07m	220-0	4/7
4	Richard OLSSON	SO		UTEP	65.98m	216-5	4/6
5	Michael LAURITZEN	FR		Air Force	65.04m	213-4	3/19
6	Chris RENO	JR		BYU	64.95m	213-1	4/6
7	Timothy URISTA	FR		Air Force	64.94m	213-0	3/19
8	Jason FLEMMER	SR		Montana	64.27m	210-10	4/7

#### Northeast

1	cody UNGER	SO		Connecticut	69.40m	227-8	3/11
2	Nick KEELING	FR		Brown	67.66m	221-11	4/2
3	Nick FARNSWORTH	JR		Harvard	64.65m	212-1	3/16
4	Jacob KEELING	SR		Rhode Island	63.93m	209-9	4/7
5	Dan OSTROVSKY	SR		Dartmouth	63.51m	208-4	3/17
6	Jim BUDZINSKI	FR		Dartmouth	63.37m	207-11	3/17
7	Ed STROSNICK	SR		Connecticut	61.68m	202-4	3/11
8	Justin SIEKIERSKI	SO		Connecticut	61.57m	202-0	4/2

#### South

1	Martins PILDAVS	JR		Troy	73.32m	240-6	3/11
2	Brian MOORE	JR		Georgia	73.31m	240-6	4/8
3	Kyle SMITH	JR		Southern Miss	72.57m	238-1	4/1
4	Stipe ZUNIC	SO		Florida	70.74m	232-1	4/1
5	Glen ODOM	JR		South Alabama	65.90m	216-2	3/18
6	Zane BREAKIRON	SO		Florida	63.02m	206-9	4/1
7	Tyler KENNEDY	SR		Auburn	62.97m	206-7	4/1
8	Ben DAVIES	SO		Georgia	62.53m	205-2	4/1

#### South Central

1	Sam HUMPHREYS	SO		Texas A&M	76.73m	251-9	4/6
2	Nick LYONS	SR		Baylor	75.63m	248-1	4/6
3	Richard MCKAY	JR		ULM	73.68m	241-8	3/18
4	Sam VIDRINE	JR		McNeese State	70.87m	232-6	4/6
5	Kyle KENT	SR		ULM	68.58m	225-0	4/6
6	Ivan STORIC	SO		UT Arlington	68.07m	223-4	3/18
7	Aaron MOORE	JR		LSU	65.98m	216-5	4/6
8	Adam WOLFE	SR		Stephen F. Austin	65.93m	216-3	3/19

#### Southeast

1	Ignacio GUERRA	JR		Western Kentucky	78.69m	258-2	4/1
2	Andy FAHRINGER	JR		Virginia	73.02m	239-7	3/25
3	Ben LINCOLN	SO		Wake Forest	70.38m	230-11	4/1
4	Jason FLANAGAN	JR		Coastal Carolina	70.09m	229-11	4/8
5	Brandon HEROUX	JR		William and Mary	69.17m	226-11	3/25
6	Elliott GALEONE	SR		Liberty	69.11m	226-9	3/11
7	John AUSTIN	SR		Duke	68.69m	225-4	4/8
8	Simon HAAKE	SR		UNC Asheville	68.15m	223-7	4/8

#### West

1	Kyle NIELSEN	SR		Washington	71.27m	233-10	4/9
2	Cooper THOMPSON	JR		Southern California	70.57m	231-6	3/19
3	Alex WOLFF	SR		Oregon	70.50m	231-3	4/9
4	Sean MACKELVIE	JR		Portland State	67.47m	221-4	4/7
5	Joe ZIMMERMAN	SO		Washington	65.93m	216-3	4/9
6	James BROOKMAN	SO		Washington	65.77m	215-9	4/9
7	Aaron METTLER	SR		Eastern Washington	64.71m	212-3	4/9
8	Marc PECK	JR		Arizona State	64.46m	211-5	3/18

USTFCCCA Non-Member

Will NOT be ranked, beginning Week 2



# USTFCCCA NCAA Division I Regional Index

## 2011 Outdoor, Week #2

as of 4/11/2011 5:55:45 PM

### Men's Decathlon

#### Great Lakes

1	Heath NICKLES	SO		Ohio State	7,078	3/31
2	Justin SCHNEIDER	SR		Notre Dame	6,909	3/24
3	Derek STEINBACH	JR		Wisconsin	6,801	3/17
4	Kurt REICHENBACH	SO		Michigan	6,774	4/7
5	Frank SHOTWELL	SR		Michigan	6,738	4/7
6	Dave GRZESIAK	JR		Wisconsin	6,342	3/17
7	Dean ODEGARD	SO		Notre Dame	6,332	3/24
8	Joe STRIZICH	JR		Michigan	6,312	4/7

#### Mid-Atlantic

1	Thomas FITZSIMONS	JR		Mount St. Mary's	7,607	4/6
2	Anya UZOH	JR		Penn State	6,508	4/1
3	Kyle FORREST	JR		Lehigh	6,221	3/24
4	Ryan PAQUIN	FR		Lehigh	6,103	3/24
5	Alexander MAURER	JR		Lehigh	6,014	3/24

#### Midwest

1	Austin BAHNER	FR		Wichita State	7,018	4/7
2	Ted RUD	SR		North Dakota State	6,998	4/6
3	Jordan ZERR	SR		Wichita State	6,960	3/24
4	Tobias BOESE	FR		Wichita State	6,645	4/7
5	Aaron YOUNG	JR		Wichita State	6,481	3/24
6	Justin HICKEY	SO		Wichita State	6,423	3/24
7	Jamal CURRICA	JR		Iowa State	3,022	3/23

#### Mountain

1	Richard YORK	SO		New Mexico	7,389	4/6
2	Alex VON HAGEN	JR		Colorado	6,724	3/31
3	Josh MCMILLIN	SO		Colorado State	6,638	3/31
4	Chris HICKS	SR		Montana	6,499	4/7
5	Joshua WEIRICH	FR		BYU	6,324	3/17
6	Eddie TAYLOR	JR		Colorado	6,258	3/31
7	Harley GOEDHART	JR		Idaho State	6,229	4/7
8	Garret WOOD	SO		Idaho State	5,799	4/7

#### Northeast

1	Nick HUBER	JR		Cornell	7,593	4/9
2	Josh CUSICK	JR		Cornell	6,681	4/9
3	Jesse CHAPMAN	SO		Connecticut	6,541	4/7
4	Vince FORMICA	JR		Cornell	6,440	4/9
5	Chris LEMIEUX	JR		Vermont	6,372	3/25
6	Evan WEINSTOCK	FR		Brown	6,317	4/7
7	Richard HAIGH	SR		Boston University	6,179	4/6
8	Daniel GALANTO	SR		Sacred Heart	6,111	3/25

#### South

1	Michael HUGHES	SR		Alabama	7,032	4/6
2	Brandon BASSETT	SO		Samford	6,679	3/24
3	Connor SMITH	FR		South Alabama	6,213	3/23
4	Grant BULLINGTON	SR		Troy	6,162	3/23
5	Ashton KRAUSE	SO		South Alabama	6,144	3/23
6	Brian GRAHAM	JR		Kennesaw State	6,072	3/24
7	Dillon SEIGENTHALER	SO		Lipscomb	5,929	3/17
8	Nathan STEPHENS	JR		Alabama A&M	5,791	3/17

#### South Central

1	Romain MARTIN	FR		UT Arlington	7,867	4/6
2	Matthew JOHNSON	JR		Sam Houston State	7,686	4/6
3	Isaac MURPHY	SO		Texas	7,681	4/6
4	Wesley BRAY	SR		Houston	7,571	4/6
5	Kenny GREAVES	JR		Texas	7,454	4/6
6	Chris JONES	SR		Stephen F. Austin	7,380	4/6
7	William MARKERT	FR		Texas A&M	7,032	4/6
8	Jake WOHLFORD	FR		Texas	6,850	4/6

#### Southeast

1	Geren WOODBRIDGE	SR		Liberty	6,955	4/6
2	Antonio WOOD	SO		VMI	6,357	3/25
3	David WELLINGTON	JR		George Mason	6,122	3/17
4	Drew EDWARDS	SR		Liberty	5,881	4/1
5	Gustavo OSORIO	SO		George Mason	5,877	3/17
6	Harrison ALLEN	FR		Liberty	5,820	4/1
7	Sam LUSTY	FR		Western Carolina	5,798	3/17
8	Scott MCCULLOUGH	JR		Wake Forest	5,781	4/1

#### West

1	Michael MORRISON	SR		California	7,921	4/6
2	Sam SCHUR	JR		Sacramento State	7,292	4/7
3	Dominic GIOVANNONI	SO		UCLA	7,192	4/7
4	Derek MASTERSON	JR		UC Santa Barbara	7,159	3/24
5	Jamie SANDYS	JR		Arizona State	7,061	3/31
6	Trent PEREZ	JR		UCLA	6,992	4/7
7	Kevin GODFREY	JR		Oregon	6,808	4/2
8	Jeremy MARCINKO	SO		Arizona State	6,746	3/31

**USTFCCCA Non-Member**

Will NOT be ranked, beginning Week 2



# USTFCCCA NCAA Division I Regional Index

## 2011 Outdoor, Week #2

as of 4/11/2011 5:55:46 PM

### Men's Decathlon

#### Great Lakes

1	Chesna SYKES	FR		Ohio State	11.60	4/2
2	Madison MCNARY	JR		Ohio State	11.65	4/2
2	Natasha BURSE	SR		Cincinnati	11.65	4/1
4	Aireonna BAILEY	SO		Indiana	11.80	4/9
5	Jordan DUNN	SR		Central Michigan	11.86	4/7
6	Cassandra LLOYD	JR		Wright State	11.87w	3/23
7	Brittnee SHREVE	SR		Central Michigan	11.88	4/7
8	Diona GRAVES	SO		Miami (Ohio)	11.93	3/25

#### Mid-Atlantic

1	Ashley WOODFORD	SO		Pittsburgh	11.69	3/17
1	Cambrya JONES	JR		Pittsburgh	11.69	3/17
3	Shavon GREAVES	SR		Penn State	11.81	4/1
4	DeAnna BROWN	JR		Maryland	11.82w	4/1
5	Laneshia PUGH	SR		Pittsburgh	11.88w	3/17
6	Ashley DECRUISE	SR		Mount St. Mary's	11.91	3/18
7	Teyanna GREEN	FR		Morgan State	11.94	4/1
8	D'Ambour LEWIS	JR		Maryland	11.96w	4/1
8	Victoria CARUSO	SO		Delaware	11.96	4/2

#### Midwest

1	Shawna ANDERSON	JR		Oklahoma	11.49	3/26
2	Candyce MCGRONE	JR		Oklahoma	11.50	4/8
3	Audacia MOORE	JR		Wichita State	11.64	4/7
4	Chimerem OKOROJI	JR		Minnesota	11.69	4/2
4	Denesha MORRIS	SO		Kansas	11.69	4/2
6	Sherine WELLS	JR		Oklahoma	11.75	3/26
7	Erin JONES	FR		Iowa	11.81	4/2
8	Rasheta BUTLER	SR		Northern Illinois	11.83	4/8

#### Mountain

1	Endurance ABINUWA	JR		UTEP	11.29	4/6
2	Terra EVANS	JR		Texas Tech	11.31	4/6
3	Erica ALEXANDER	JR		Texas Tech	11.37w	4/2
4	Tara THOMAS	JR		Texas Tech	11.53w	4/2
5	Porshe GIDDINGS	SR		BYU	11.77	4/2
6	Alesha WALKER	SR		New Mexico	11.84w	4/1
7	Kayla FISHER-TAYLOR	FR		New Mexico	12.00w	4/1
8	Angelica EARLS	JR		Nevada	12.03	4/7

#### Northeast

1	Trisha-Ann HAWTHORNE	SR		Connecticut	11.31	4/7
2	Shelby WALTON	JR		Boston University	11.68w	4/6
3	Cearha MILLER	SO		Maine	11.79w	3/4
4	Melissa HEWITT	JR		Cornell	11.82	3/19
5	Jillian O'BRIEN	JR		Maine	11.95w	3/11
6	Kristen BROWN	SO		Connecticut	12.02	4/7
7	Jesse LABRECK	JR		Maine	12.05w	3/11
8	Jamiee MCCLARY	SO		Buffalo	12.07	3/18

#### South

1	Chastity RIGGIEN	SR		Southern Miss	11.13w	4/6
2	Marecia PEMBERTON	SO		Florida State	11.34	4/8
3	Georgina NEMBARD	SR		Georgia	11.43	4/8
4	Laveeta OLIVER	SO		Jacksonville State	11.52	4/9
5	LaShandra KERSHAW	SR		Memphis	11.55w	4/9
6	Richesa MCCALEB	SR		Mississippi State	11.56w	4/6
7	Nivea SMITH	JR		Auburn	11.57	4/8
8	Jasmine WILLIAMS	SO		Mississippi	11.63w	4/9

#### South Central

1	Jeneba TARMOH	JR		Texas A&M	10.94w	4/6
2	Semoy HACKETT	JR		LSU	10.98w	4/6
3	Dominique DUNCAN	JR		Texas A&M	11.05w	4/6
4	Kimberlyn DUNCAN	SO		LSU	11.07w	4/6
5	Tiffany TOWNSEND	SR		Baylor	11.09w	4/6
6	Jessica YOUNG	SR		TCU	11.12w	4/6
7	Chelsea HAYES	SR		Louisiana Tech	11.30	4/6
7	Grecia BOLTON	JR		Houston	11.30w	4/6

#### Southeast

1	Shayla MAHAN	SR		South Carolina	11.20	3/26
2	Stormy KENDRICK	SO		Clemson	11.23w	4/6
3	LaKya BROOKINS	SR		South Carolina	11.34	4/8
4	Gabrielle GLENN	SR		South Carolina	11.45	3/26
5	Natalie PEARSON	SR		UNC Asheville	11.59	3/17
6	Jasmine EDGERSON	SO		Clemson	11.60w	4/6
7	Ogechi NWANERI	JR		Virginia Tech	11.66	3/25
8	Ashley MCCOY	SO		N.C. Central	11.67	3/18

#### West

1	Jessica DAVIS	FR		Southern California	11.21	4/6
2	Loudia LAARMAN	FR		Southern California	11.47w	4/6
3	Dominique LAUDERDALE	SR		Washington	11.54w	3/25
4	Aareon PAYNE	JR		Southern California	11.59w	4/6
5	English GARDNER	FR		Oregon	11.62	4/9
6	Geronne BLACK	SO		Portland State	11.65w	3/25
7	Melanise CHAPMAN	SO		UC Davis	11.67	4/7
7	Karene KING	SR		Portland State	11.67	4/7

**USTFCCCA Non-Member**

Will NOT be ranked, beginning Week 2



# USTFCCCA NCAA Division I Regional Index

## 2011 Outdoor, Week #2

as of 4/11/2011 5:55:46 PM

### Women's 200m Dash

#### Great Lakes

1	Madison MCNARY	JR		Ohio State	23.66	4/2
2	Aireonna BAILEY	SO		Indiana	23.87	3/26
3	Iris CAMPBELL	SO		Western Michigan	24.15	3/24
4	Natasha BURSE	SR		Cincinnati	24.19	4/8
5	Shaniqua MCGINNIS	JR		Ohio State	24.43	4/2
6	Shanay PORTIS	SO		Cincinnati	24.45	3/25
7	Chanel FRANKLIN	SO		Marquette	24.53w	3/18
8	Diona GRAVES	SO		Miami (Ohio)	24.54	4/8

#### Mid-Atlantic

1	Chelsea CARRIER	JR		West Virginia	23.64w	4/6
2	Shavon GREAVES	SR		Penn State	23.71	4/1
3	Amanda KIMBERS	SO		Georgetown	23.95	4/1
4	Victoria CARUSO	SO		Delaware	24.25	4/9
5	Shericka WARD	JR		Villanova	24.30	3/31
6	April ROTILIO	SR		West Virginia	24.38	3/25
7	Ashley DECRUISE	SR		Mount St. Mary's	24.45	3/18
8	Tylia GILLON	FR		Rutgers	24.67w	3/18

#### Midwest

1	Mara WEEKES	FR		Nebraska	23.77w	4/2
2	Audacia MOORE	JR		Wichita State	23.88w	4/2
3	Jerika LEWIS	SO		SE Missouri State	23.92w	4/8
4	Nyoka GILES	SO		Minnesota	23.93	4/2
5	Melissa BATES	SR		Illinois	24.06	3/26
6	Kayla SMITH	SO		Illinois	24.13	3/26
7	Cheria MORGAN	SR		Illinois	24.14	3/26
8	Jennifer MACE	SR		Tulsa	24.16w	4/2

#### Mountain

1	Candace JACKSON	SO		Texas Tech	22.96	4/2
2	Terra EVANS	JR		Texas Tech	23.09	4/2
3	Endurance ABINUWA	JR		UTEP	23.14	4/2
4	Taylor EVANS	JR		Texas Tech	23.37w	3/26
5	Erica ALEXANDER	JR		Texas Tech	23.88	3/18
6	Porshe GIDDINGS	SR		BYU	24.23	4/2
7	Leah BENTON	SR		New Mexico State	24.41	3/18
8	Alishia PERKINS	FR		New Mexico State	24.42	3/26

#### Northeast

1	Trisha-Ann HAWTHORNE	SR		Connecticut	23.59	4/7
2	Sharay HALE	JR		Columbia	24.01	4/7
3	Cearha MILLER	SO		Maine	24.06	3/11
4	Jessie GAINES	JR		Long Island	24.38	3/19
5	Melissa HEWITT	JR		Cornell	24.43	4/9
6	Marvellous IHEUKWUMERE	FR		Columbia	24.60	4/2
7	Jamiee MCCLARY	SO		Buffalo	24.61	3/18
8	Molly ELLIS	JR		St. John's (N.Y.)	24.77	3/18
8	Cara ROSTANT	SO		Manhattan	24.77	3/18

#### South

1	Sheniqua FERGUSON	SR		Auburn	22.92	4/8
2	Aurieyall SCOTT	FR		UCF	22.98	4/1
3	Joanna ATKINS	SR		Auburn	23.28	4/8
4	Kai SELVON	SO		Auburn	23.38	3/26
5	Georgina NEMBHARD	SR		Georgia	23.48	4/8
6	Teona RODGERS	SR		Florida State	23.49	3/18
7	Richesa MCCALED	SR		Mississippi State	23.56	3/26
8	Marecia PEMBERTON	SO		Florida State	23.67	4/8

#### South Central

1	Kimberlyn DUNCAN	SO		LSU	22.76	4/2
2	Christy UDOH	FR		Texas	23.18	3/25
3	Allison PETER	FR		Texas	23.22	3/19
4	Dominique DUNCAN	JR		Texas A&M	23.23	4/2
5	Stacey-Ann SMITH	JR		Texas	23.27	3/19
6	Chantel MALONE	SR		Texas	23.37	3/25
7	Jessica BEARD	SR		Texas A&M	23.40	3/25
8	Diamond RICHARDSON	JR		Baylor	23.52	3/18

#### Southeast

1	Shayla MAHAN	SR		South Carolina	23.67	4/8
2	Jazmyn SHORTER	SR		Kentucky	23.70	3/18
3	Antquinita REED	FR		Western Kentucky	23.72w	4/9
4	Kelsey MCCORKLE	JR		South Carolina	23.73	4/8
5	Ashley MCCOY	SO		N.C. Central	23.77	4/1
6	Quina FORTUNE	SR		VCU	23.79	4/1
6	Gabrielle GLENN	SR		South Carolina	23.79	3/17
8	Natalie PEARSON	SR		UNC Asheville	23.85w	3/17

#### West

1	Aareon PAYNE	JR		Southern California	23.09	4/2
2	Ciara SHORT	SR		Cal State Fullerton	23.52w	3/26
3	Jessica DAVIS	FR		Southern California	23.58	3/19
4	Lawreta OZOH	SO		San Diego State	23.74	3/17
4	Jenna PUTERBAUGH	FR		Southern California	23.74	4/2
6	Shataya HENDRICKS	JR		Stanford	23.99w	3/25
7	Brittni DIXON-SMITH	SR		Stanford	24.05w	3/25
8	English GARDNER	FR		Oregon	24.06	4/9

USTFCCCA Non-Member

Will NOT be ranked, beginning Week 2



# USTFCCCA NCAA Division I Regional Index

## 2011 Outdoor, Week #2

as of 4/11/2011 5:55:47 PM

### Women's 400m Dash

#### Great Lakes

1	Shaniqua MCGINNIS	JR		Ohio State	54.17	4/2
2	Aricka RHODES	JR		Cincinnati	54.18	4/8
3	Iris CAMPBELL	SO		Western Michigan	54.32	4/8
4	Alisha COLE	SR		Michigan	55.08	3/23
5	Shantavia WILLIAMS	JR		Eastern Michigan	55.31	4/8
6	Alysson BODENBACH	SO		Michigan State	55.36	4/1
7	Andrea ARNOLD	FR		Western Michigan	55.38	3/24
8	Michelle BROWN	FR		Notre Dame	55.51	4/2

#### Mid-Atlantic

1	April ROTILIO	SR		West Virginia	53.76	3/25
2	Ijeoma IHEOMA	JR		Penn State	54.53	4/1
3	Christie VERDIER	JR		Villanova	54.64	4/9
3	Victoria CARUSO	SO		Delaware	54.64	3/25
5	Doris ANYANWU	JR		Penn State	54.94	4/1
6	Tanisha KENDRICK	SR		Morgan State	54.96	4/1
7	Cynthia ANAIS	JR		UMES	55.66	3/18
7	Kristen MAHON	SR		Villanova	55.66	4/9

#### Midwest

1	Alena BROOKS	SO		Minnesota	53.55	4/2
2	Ashley LIVERPOOL	FR		Iowa	53.87	4/2
3	Bethany PRASKA	SR		Iowa	54.15	4/2
4	Ashley KELLY	JR		Illinois	54.33	4/2
5	Sade SEALY	SO		Illinois State	54.52	4/8
6	Ryisha BOYD	JR		Illinois	54.68	4/2
7	Audacia MOORE	JR		Wichita State	54.73	4/2
8	Taylor WASHINGTON	SO		Kansas	55.01	4/2

#### Mountain

1	Endurance ABINUWA	JR		UTEP	52.77	4/2
2	Taylor EVANS	JR		Texas Tech	54.51	3/18
3	Afiya WALKER	SR		Wyoming	54.77	4/1
4	Candace JACKSON	SO		Texas Tech	54.80	3/26
5	LaSasha ALDREDGE	SO		New Mexico State	55.08	4/8
6	Katelyn HEINER	SR		Utah State	55.15	4/7
7	Aubrie HAYMORE	SO		Utah State	55.42	4/7
8	Zandrea NELSON	JR		Utah Valley	55.56	4/1

#### Northeast

1	Sharay HALE	JR		Columbia	53.35	4/7
2	Cara ROSTANT	SO		Manhattan	55.22	4/2
3	Kelsey REIMNITZ	JR		Cornell	55.29	4/9
4	Christina TWICKEN	FR		Harvard	55.47	3/16
5	Meisha BROOKS	FR		Harvard	55.57	3/16
6	Celina EMERSON	FR		Connecticut	55.87	4/7
7	Heidy PALACIOS	JR		Manhattan	56.13	3/18
8	Molly ELLIS	JR		St. John's (N.Y.)	56.28	4/9

#### South

1	Kristin BRIDGES	JR		Mississippi	53.86	4/9
2	Aurieyall SCOTT	FR		UCF	53.96	3/25
3	Raina SANDERS	JR		Jackson State	54.03	3/18
4	Brianna FRAZIER	FR		North Florida	54.08	3/4
5	Ebony EUTSEY	FR		Florida	54.13	4/1
6	Champelle BROWN	SR		UCF	54.26	3/25
7	Odeika BENT	SR		Georgia	54.30	4/8
8	Cache ARMBRISTER	SR		Auburn	54.41	4/1
8	Amara JONES	SR		Savannah State	54.41	4/1

#### South Central

1	Jessica BEARD	SR		Texas A&M	51.55	4/2
2	Shelise WILLIAMS	SR		Arkansas	52.20	4/2
3	Jessica YOUNG	SR		TCU	52.27	3/25
4	Ibukun MAYUNGBE	FR		Texas A&M	53.06	4/2
5	Briana NELSON	FR		Texas	53.12	3/25
6	Regina GEORGE	SO		Arkansas	53.46	3/25
7	Diamond RICHARDSON	JR		Baylor	53.51	3/25
8	Andrea SUTHERLAND	SR		Texas A&M	53.67	4/2

#### Southeast

1	Jenna MARTIN	SR		Kentucky	52.94	4/9
2	Aiesha GOGGINS	FR		East Carolina	53.47	4/1
3	Zoey RUSSELL	JR		North Carolina	54.63	3/25
4	Amy SALEK	JR		Elon	54.68	4/8
5	Sanura ELEYO'REILLY	FR		South Carolina	54.76	3/26
6	Christine JOHNSON	SR		North Carolina	54.77	4/1
7	Tiffany HARRIS	SO		East Carolina	54.82	4/9
8	Felisha GARREN	JR		Western Carolina	54.88	4/1

#### West

1	Amber PURVIS	JR		Oregon	52.80	4/9
2	Ciara SHORT	SR		Cal State Fullerton	52.90	3/19
3	Turquoise THOMPSON	SO		UCLA	53.13	3/17
4	Joy EATON	SR		UCLA	53.58	4/2
5	Ashlea MCLAUGHLIN	SR		UCLA	54.11	3/25
6	Georganne MOLINE	SO		Arizona	54.18	3/18
7	Phyllis FRANCIS	FR		Oregon	54.28	3/25
8	Ugo EKE	SR		UC Davis	54.34	4/7

USTFCCCA Non-Member

Will NOT be ranked, beginning Week 2



# USTFCCA NCAA Division I Regional Index

## 2011 Outdoor, Week #2

as of 4/11/2011 5:55:48 PM

### Women's 800m Run

#### Great Lakes

1	Jillian SMITH	FR		Michigan	2:06.87	4/7
2	Rebecca ADDISON	SO		Michigan	2:07.13	4/7
3	Rebecca TRACY	SO		Notre Dame	2:09.32	3/25
4	Kathy KLUMP	JR		Cincinnati	2:09.89	3/25
5	Jordan GRAY	SO		Indiana	2:10.17	4/9
6	Lauren QUAINANCE	SR		Eastern Michigan	2:11.07	4/2
7	Katie LENAHAN	SR		Miami (Ohio)	2:11.46	4/1
8	Abby HIGGINS	SR		Notre Dame	2:11.49	3/25

#### Mid-Atlantic

1	Renee TOMLIN	SR		Georgetown	2:06.72	4/9
2	Chelsea COX	FR		Georgetown	2:07.63	4/9
3	Emily INFELD	SO		Georgetown	2:08.48	3/31
4	Maura RYAN	SR		Penn State	2:08.52	4/9
5	Jess PALACIO	JR		Navy	2:09.10	3/31
6	Rachel SCHNEIDER	SO		Georgetown	2:09.16	3/31
7	Cynthia ANAIS	JR		UMES	2:09.24	4/1
8	Emilie DUCADOS	SO		UMES	2:09.28	4/1

#### Midwest

1	Christine SCHMALTZ	SR		North Dakota State	2:05.81	4/8
2	Bethany PRASKA	SR		Iowa	2:07.03	4/7
3	Mary Cate QUIETT	SR		DePaul	2:07.70	4/7
4	Emma ERICKSON	JR		South Dakota	2:07.75	3/25
5	Sara STOAKES	SO		Kansas State	2:07.85	3/17
5	Nikki SWENSON	SR		Minnesota	2:07.85	4/2
7	Alena BROOKS	SO		Minnesota	2:08.18	4/7
8	Holli HOSCH	SR		Northern Iowa	2:08.51	4/8

#### Mountain

1	Katie PALMER	SR		BYU	2:05.11	3/25
2	Caroline JEPLETING	JR		Texas Tech	2:05.67	4/2
3	Lacey BLEAZARD	JR		BYU	2:05.82	4/7
4	Lucy YATES	JR		Utah	2:06.71	3/25
5	Jessica PIXLER	SR		Colorado	2:07.42	4/8
6	Sarah EDWARDS	JR		BYU	2:07.93	4/7
7	Amanda MERGAERT	SO		Utah	2:08.06	3/25
8	Samantha DIAZ	SO		Nevada	2:08.07	4/7

#### Northeast

1	Caroline KING	JR		Boston College	2:05.43	4/9
2	Caitlin BAILEY	SR		Boston College	2:07.00	4/9
3	Kim STANDRIDGE	SR		Cornell	2:07.78	3/25
4	Janel PARKER	JR		Cornell	2:08.78	3/25
5	Leah ANDRIANOS	SR		Connecticut	2:09.28	4/7
6	Alyssa O'CONNOR	SO		Cornell	2:10.19	3/25
7	Annalies GAMBLE	SO		Yale	2:10.45	4/9
8	Lauren LLOYD	FR		Cornell	2:10.64	3/19

#### South

1	Cory MCGEE	FR		Florida	2:07.45	4/1
2	Rita JORGENSEN	SR		Vanderbilt	2:08.75	3/25
3	Bienna FREEMAN	SO		Jacksonville	2:09.05	4/1
4	Brittany SHEFFEY	JR		Tennessee	2:09.09	4/2
5	Stella CHRISTOFOROU	FR		Georgia	2:09.28	4/8
6	Kianna RUFF	FR		Tennessee	2:09.75	3/25
7	Megan MALASARTE	FR		Georgia	2:10.36	4/8
8	Skylar WALLEN	FR		Mississippi State	2:10.45	4/1

#### South Central

1	Brittany HALL	SR		LSU	2:04.88	4/2
2	Charlene LIPSEY	SO		LSU	2:05.05	4/2
3	Marielle HALL	FR		Texas	2:07.25	3/25
4	Brittany OGUNMOKUN	SO		Baylor	2:08.22	3/25
5	Aliese HYDE	FR		Texas A&M	2:08.48	4/2
6	Erica PARKER	SR		Texas A&M	2:08.62	3/25
7	Mary ALENBRATT	SO		SMU	2:09.03	3/25
8	Samantha LEARCH	JR		Arkansas	2:09.24	3/25
8	Lovisa LINDH	FR		SMU	2:09.24	3/25

#### Southeast

1	Kate VAN BUSKIRK	SR		Duke	2:06.42	4/8
2	Cydney ROSS	SO		Duke	2:06.52	4/8
3	Ashley VERPLANK	JR		North Carolina	2:08.17	4/1
4	Tasha STANLEY	JR		North Carolina	2:08.84	4/1
5	Esther VERMEER	JR		Duke	2:09.36	4/8
6	Tiayonna BLACKMON	JR		NC State	2:09.69	4/8
7	Katie APIBUNYOPAS	SR		Duke	2:10.02	4/8
8	Frances DOWD	SO		Virginia Tech	2:10.19	4/7

#### West

1	Lea WALLACE	SR		Sacramento State	2:02.95	4/7
2	Laura ROESLER	FR		Oregon	2:06.66	4/9
3	Anne KESSELRING	SO		Oregon	2:06.67	4/9
4	Anna LAYMAN	SR		Washington State	2:06.95	4/2
5	Ashlea MCLAUGHLIN	SR		UCLA	2:08.84	3/17
6	Justine DIAZ	JR		UC Santa Barbara	2:08.89	3/19
7	Joy O'HARE	SO		Stanford	2:08.95	4/9
8	Phyllis FRANCIS	FR		Oregon	2:08.98	4/9

**USTFCCA Non-Member**

Will NOT be ranked, beginning Week 2



# USTFCCCA NCAA Division I Regional Index

## 2011 Outdoor, Week #2

as of 4/11/2011 5:55:50 PM

### Women's 1500m Run

#### Great Lakes

1	Emily MACLEOD	SR		Michigan State	4:21.30	4/7
2	Rebecca TRACY	SO		Notre Dame	4:22.78	3/25
3	Maureen BULGRIN	SR		Dayton	4:25.96	4/8
4	Kelly CURRAN	FR		Notre Dame	4:27.26	4/9
5	Rachel PATTERSON	JR		Miami (Ohio)	4:27.56	4/8
6	Liz COOREY	SR		Dayton	4:28.13	4/8
7	Ashley CATTRAN	SR		Dayton	4:29.08	4/8
8	Chelsea BLANCHARD	JR		Indiana	4:29.65	4/9

#### Mid-Atlantic

1	Keri BLAND	SR		West Virginia	4:22.76	3/25
2	Alexis MIKALIAN	SO		Princeton	4:23.39	4/9
2	Bogdana MIMIC	JR		Villanova	4:23.39	4/9
4	Lauren BORDUIN	JR		Georgetown	4:23.75	4/9
5	Erin KOCH	SR		American	4:24.04	3/31
6	Kelly MCELROY	SR		Villanova	4:24.13	4/9
7	Ariann NEUTTS	SO		Villanova	4:24.22	4/9
8	Greta FELDMAN	SO		Princeton	4:24.24	4/9

#### Midwest

1	Stephanie MORGAN	SO		Illinois	4:21.79	3/25
2	Tonya NERO	SR		Wichita State	4:22.74	4/7
3	Elizabeth YETZER	SR		Minnesota	4:22.75	3/18
4	Paula WHITING	SR		Tulsa	4:23.05	4/2
5	Lucy KENNEDY	JR		Iowa State	4:24.88	4/7
6	Boglarka BOZZAY	JR		Kansas State	4:25.55	3/25
7	Ashley MILLER	JR		Nebraska	4:26.05	4/9
8	Missa VARPNESS	FR		Minnesota	4:26.95	3/18

#### Mountain

1	Camille LOGAN	SO		Colorado	4:19.62	4/8
2	Katie PALMER	SR		BYU	4:20.82	3/25
3	Kari HARDT	JR		BYU	4:22.17	4/7
4	Jessica PIXLER	SR		Colorado	4:23.12	3/18
5	Shalaya KIPP	SO		Colorado	4:23.20	4/8
6	Heather HAUG	JR		Montana State	4:23.50	4/1
7	Katrina DRENNEN	JR		Montana	4:24.31	4/1
8	Stacy SLIGHT	JR		BYU	4:24.88	3/25

#### Northeast

1	Caroline KING	JR		Boston College	4:17.48	3/25
2	Jillian KING	SO		Boston College	4:22.46	4/9
3	Kate GRACE	SR		Yale	4:23.21	4/9
4	Jackie DROUIN	JR		Columbia	4:24.09	4/9
5	Caitlin BAILEY	SR		Boston College	4:24.57	3/25
6	Heidi GREGSON	JR		Iona	4:24.66	3/31
7	Alyssa O'CONNOR	SO		Cornell	4:25.83	3/19
8	Brigitte MANIA	SO		Connecticut	4:26.12	4/7

#### South

1	Jessica PARRY	FR		Florida State	4:19.80	4/8
2	Brittany SHEFFEY	JR		Tennessee	4:22.16	4/2
3	Chanelle PRICE	JR		Tennessee	4:22.87	4/2
4	Violah LAGAT	JR		Florida State	4:23.92	4/8
5	Rita JORGENSEN	SR		Vanderbilt	4:26.63	3/31
6	Genevieve LACAZE	JR		Florida	4:26.68	4/1
6	Holly KNIGHT	JR		Auburn	4:26.68	4/1
8	Ashley SHIVER	SO		Georgia	4:27.07	4/1

#### South Central

1	Mary ALENBRATT	SO		SMU	4:23.60	3/25
2	Leigh Ann GANZAR	SR		Baylor	4:30.11	3/25
3	Paige JOHNSTON	FR		Arkansas	4:30.20	4/2
4	Jillian ROSEN	JR		Arkansas	4:30.89	3/25
5	Cate WESTENHOVER	JR		Baylor	4:30.96	4/2
6	Natosha ROGERS	SO		Texas A&M	4:31.32	4/2
7	Laura CARLETON	SO		LSU	4:32.36	3/25
8	Marielle HALL	FR		Texas	4:32.71	4/6

#### Southeast

1	Morgane GAY	JR		Virginia	4:21.75	4/9
2	Stephanie GARCIA	SR		Virginia	4:22.64	3/31
3	Cally MACUMBER	SO		Kentucky	4:24.32	4/1
4	Juliet BOTTORFF	SO		Duke	4:25.72	4/8
5	Lillian GREIBESLAND	FR		NC State	4:26.91	3/25
6	Esther VERMEER	JR		Duke	4:26.93	3/31
7	Lauren LEMIEUX	JR		Virginia Tech	4:27.31	4/7
8	Erin MERCER	FR		NC State	4:27.36	3/31

#### West

1	Anne KESSELRING	SO		Oregon	4:18.53	3/25
2	Jordan HASAY	SO		Oregon	4:18.61	4/9
3	Katie FLOOD	FR		Washington	4:18.80	4/9
4	Becca FRIDAY	SO		Oregon	4:20.58	4/9
5	Elizabeth APGAR	SO		Arizona	4:24.48	3/25
6	Tara ERDMANN	SR		Loyola Marymount	4:24.98	4/7
7	Sophie CURL	FR		San Francisco	4:26.31	4/7
8	Alyssa ALLISON	SO		Arizona State	4:26.37	4/7

USTFCCCA Non-Member

Will NOT be ranked, beginning Week 2



# USTFCCCA NCAA Division I Regional Index

## 2011 Outdoor, Week #2

as of 4/11/2011 5:55:53 PM

### Women's 5000m Run

#### Great Lakes

1	Chelsea BLANCHARD	JR		Indiana	16:11.84	3/25
2	Danielle TAURO	SR		Michigan	16:32.27	4/7
3	Marbeth SHIELL	SR		Butler	16:34.16	3/25
4	Kaitlyn PATTERSON	SO		Michigan	16:46.24	4/7
5	Kelsey MCHUGH	SR		Ohio State	16:46.83	4/8
6	Danielle DAKROUB	SR		Central Michigan	16:54.39	3/25
7	Taylor POGUE	FR		Michigan	16:55.10	4/7
8	Kelsey DUERKSEN	SO		Indiana	16:55.62	3/25

#### Mid-Atlantic

1	Emily JONES	SO		Georgetown	16:17.91	3/31
2	Caitlin LANE	JR		Penn State	16:18.14	3/25
3	Amanda MARINO	SR		Villanova	16:22.13	3/31
4	Meghan MCGLINCHEY	SO		La Salle	16:42.03	3/25
5	Brooklyne RIDDER	SO		Penn State	16:45.08	3/25
6	Summer COOK	SO		Villanova	16:46.42	3/31
7	Stephanie BEARISH	JR		La Salle	16:56.07	3/25
8	Callie HOGAN	SR		Villanova	16:57.45	3/31

#### Midwest

1	Betsy FLOOD	JR		Iowa	16:16.41	3/25
2	Martina BARINOVA	FR		Nebraska	16:27.94	3/25
3	Brooke EILERS	JR		Iowa	16:29.47	3/25
4	McKenzie MELANDER	JR		Iowa	16:30.63	3/25
5	Lara CROFFORD	JR		Nebraska	16:33.53	4/9
6	Bailey BELVIS	SO		Missouri	16:37.89	3/25
7	Martina TRESCH	SO		Kansas State	16:47.62	3/25
8	Stephanie PRICE	SO		Minnesota	16:50.09	3/18

#### Mountain

1	Jessica PIXLER	SR		Colorado	15:25.58	3/25
2	Kari HARDT	JR		BYU	16:15.82	3/25
3	Alyssa ABBOTT	SR		Utah	16:31.54	3/25
4	Christine NELSON	FR		Wyoming	16:31.61	3/25
5	Katrina DRENNEN	JR		Montana	16:33.13	4/7
6	Risper KIMAIYO	JR		UTEP	16:36.20	4/6
7	Kodi KLEVEN	FR		Utah Valley	16:36.34	4/1
8	Katy ANDREWS	JR		BYU	16:38.12	3/17

#### Northeast

1	Lauren PENNEY	SO		Syracuse	16:09.44	3/25
2	Katie HURSEY	JR		Syracuse	16:10.50	3/25
3	Claire RICHARDSON	SR		Harvard	16:22.15	3/31
4	Abbey D'AGOSTINO	FR		Dartmouth	16:23.50	3/25
5	Sarah PAGANO	FR		Syracuse	16:32.24	3/25
6	Jess BARTON	JR		Northeastern	16:35.85	3/25
7	Kailyn KUZMUK	JR		Harvard	16:39.87	3/31
8	Elise DEROO	JR		Colgate	16:43.61	3/25

#### South

1	Hannah BROOKS	SR		Florida State	16:09.81	4/1
2	Jessica PARRY	FR		Florida State	16:12.70	4/1
3	Brittany SHEFFEY	JR		Tennessee	16:14.89	3/25
4	Astrid LEUTERT	JR		Florida State	16:37.18	4/1
5	Elizabeth ANDERSON	FR		Vanderbilt	16:37.21	3/31
6	Bridget LYONS	SR		Georgia	16:39.47	4/1
7	Haley GREENWELL	SO		Mississippi State	16:40.45	4/1
8	Louise HANNALLAH	JR		Vanderbilt	16:50.35	3/31

#### South Central

1	Miranda WALKER	SR		Arkansas	16:15.99	3/25
2	Kristen GILLESPIE	JR		Arkansas	16:31.73	3/25
3	Laleh MOJTABAEZAMANI	JR		Texas	16:56.88	3/25
4	Sara SUTHERLAND	FR		Texas	17:02.06	3/25
5	Betzy JIMENEZ	SR		Texas	17:13.20	4/6
6	Lauren SMITH	SO		Stephen F. Austin	17:13.28	3/25
7	Megan JENKINS	SR		Stephen F. Austin	17:17.69	3/25
8	Julie AMTHOR	JR		Texas	17:21.49	3/25

#### Southeast

1	Dena O'BRIEN	FR		College Of Charlesto	16:21.35	3/25
2	Kendra SCHAAF	SO		North Carolina	16:25.42	4/1
3	Amanda GOETSCHUIS	JR		Charlotte	16:27.01	3/25
4	Ashley SCHNELL	JR		UNCG	16:35.62	3/25
5	Anna CORRIGAN	JR		Virginia	16:41.38	4/9
6	Kathleen LAUTZENHEISER	FR		William and Mary	16:43.58	3/31
7	Alison PARRIS	SR		James Madison	16:43.94	4/9
8	Andie COZZARELLI	SO		NC State	16:44.38	3/25

#### West

1	Megan GOETHALS	FR		Washington	16:06.64	3/25
2	Amanda MORENO	SR		UC Santa Barbara	16:16.53	3/25
3	Laura CARLYLE	JR		Oregon State	16:19.00	3/25
4	Ariel WRIGHT	SR		Southern California	16:23.66	3/25
5	Sheree SHEA	SO		Loyola Marymount	16:27.46	3/25
6	Bronwyn CROSSMAN	JR		Oregon	16:31.42	4/9
7	Elvin KIBET	FR		Arizona	16:33.90	3/25
8	Hayley OVESON	SR		Oregon State	16:34.01	3/25

USTFCCCA Non-Member

Will NOT be ranked, beginning Week 2



# USTFCCCA NCAA Division I Regional Index

## 2011 Outdoor, Week #2

as of 4/11/2011 5:55:54 PM

### Women's 10000m Run

#### Great Lakes

1	Sarah PEASE	SR	Indiana	34:07.35	3/25
2	Annie BEECHAM	SR	Ohio	34:08.23	3/25
3	Caitlin COMFORT	JR	Wisconsin	34:25.82	3/25
4	Erica RIDDERMAN	SO	Indiana	34:48.36	3/25
5	Kari SUMMERS	SR	Ohio	34:53.56	3/25
6	Kaitlyn PATTERSON	SO	Michigan	34:54.73	3/25
7	Emma KERTESZ	SO	Toledo	35:01.72	3/25
8	Lindsey HILTON	FR	Michigan	35:11.58	3/25

#### Mid-Atlantic

1	Kara MILLHOUSE	JR	Penn State	33:31.93	3/25
2	Sarah CUMMINGS	SR	Princeton	34:44.45	4/1
3	Leslie KOVACH	SO	Penn	35:21.20	3/18
4	Katherine PIERCE	JR	Lehigh	35:42.68	3/25
5	Abby HEWITT	SO	Princeton	36:28.39	4/1
6	Alex BANFICH	JR	Princeton	36:45.91	3/18
7	Ashley HIGGINSON	SR	Princeton	36:45.92	3/18
8	Jessica DICICCO	SR	Saint Joseph's	36:47.19	3/31

#### Midwest

1	Tonya NERO	SR	Wichita State	33:11.71	3/25
2	Betsy SAINA	SO	Iowa State	33:13.87	3/25
3	Aliphine TULIAMUK	SO	Wichita State	33:27.05	3/25
4	Dani STACK	SO	Iowa State	33:35.52	3/25
5	Lara CROFFORD	JR	Nebraska	34:19.77	3/25
6	Semehar TESFAYE	JR	Iowa State	34:36.65	3/25
7	Tone HJALMARSEN	SR	Oklahoma State	34:38.88	3/25
8	Elizabeth BOYLE	SR	Illinois	34:41.20	3/25

#### Mountain

1	Morgan HAWS	SO	BYU	33:39.65	3/25
2	Sarah WALDRON	JR	New Mexico	33:51.08	3/25
3	Laura THWEATT	SR	Colorado	34:33.08	3/25
4	Camille LOGAN	SO	Colorado	34:33.24	3/25
5	Kirsty MILNER	SO	New Mexico	34:37.38	3/25
6	Bradi HUTCHISON	JR	Idaho State	35:03.35	3/25
7	Katherine WARD	SR	Air Force	35:29.41	3/25
8	Sarah HEUER	SO	Colorado State	35:30.32	3/25

#### Northeast

1	Katie MATTHEWS	JR	Boston University	33:16.97	3/25
2	Catherine DESARLE	SR	Syracuse	33:38.94	3/25
3	Natalie BUSBY	JR	Syracuse	34:52.76	3/25
4	Anisa ARSENAULT	FR	Fordham	36:45.62	3/25
5	Emily FUNG	SO	Albany	37:03.74	3/25
6	Bridget END	FR	Dartmouth	37:09.39	4/1
7	Melissa DEL ROSARIO	SO	Albany	37:18.74	3/25
8	Addie DIFRANCESCO	SO	Marist	37:21.68	4/9

#### South

1	Liz COSTELLO	SR	Tennessee	33:25.66	3/25
2	Rhiannon JOHNS	JR	UAB	34:14.04	3/25
3	Mackenzie HOWE	SR	Kennesaw State	34:52.16	3/25
4	Shelby KITTRELL	SO	North Florida	35:21.19	3/4
5	Kelsey JOHNSON	JR	Alabama	36:10.82	3/25
6	Stephanie GAMMON	SR	UAB	36:41.55	3/25
7	Stephanie LEDGERWOOD	SO	Southern Miss	37:44.27	3/24
8	Magrina CHEPKOECH	SR	South Alabama	38:21.03	3/23

#### South Central

1	Katie SHAW	SR	Baylor	35:06.41	3/25
2	Samantha PATTY	JR	Baylor	36:29.05	3/25
3	Sandra VENEGAS	SO	Texas State	38:12.56	3/25
4	Shannon SULLIVAN	FR	Ark.-Little Rock	38:38.85	4/1
5	Hilda GALLOSO	SO	UTPA	38:43.88	3/25
6	Nora-Beth SAUNDERS	SO	Lamar	39:07.78	3/25
7	Monica CARRILLO	SR	Arkansas-Pine Bluff	39:24.56	4/1
8	Karla ATENCIO	SR	Arkansas-Pine Bluff	39:47.56	4/1

#### Southeast

1	Kimberly RUCK	JR	Clemson	33:16.45	3/25
2	Juliet BOTTORFF	SO	Duke	33:18.45	3/25
3	Dacia BUSHMAN	SR	Liberty	35:15.84	3/25
4	Katie GORMAN	SO	James Madison	35:42.70	3/25
5	Malia CALI	FR	North Carolina	36:16.09	3/25
6	Beth KELLY	JR	Richmond	36:19.18	3/31
7	Kelsey BUDD	SR	William and Mary	36:29.89	3/25
8	Carter NORBO	SO	North Carolina	36:37.09	4/8

#### West

1	Tara ERDMANN	SR	Loyola Marymount	33:10.15	3/25
2	Zsafia ERDELYI	SR	Southern California	33:26.47	3/25
3	Jennifer BERGMAN	SO	Arizona	33:38.81	3/25
4	Lindsay FLANAGAN	SO	Washington	33:42.50	3/25
5	Bronwyn CROSSMAN	JR	Oregon	33:43.99	3/25
6	Stephanie MARCY	SR	Stanford	33:46.27	3/25
7	Kate NIEHAUS	SR	Stanford	33:48.72	3/25
8	Sarah ANDREWS	FR	Oregon	33:53.44	3/25

USTFCCCA Non-Member

Will NOT be ranked, beginning Week 2



# USTFCCA NCAA Division I Regional Index

## 2011 Outdoor, Week #2

as of 4/11/2011 5:55:55 PM

### Women's 100m Hurdles

#### Great Lakes

1	Letecia WRIGHT	SR		Ohio State	12.94	4/2
2	Christina MANNING	JR		Ohio State	12.97	4/2
3	Julian PURVIS	JR		Michigan	13.36	3/25
4	Cassandra LLOYD	JR		Wright State	13.37	3/23
5	Leslie ARIRIGUZO	JR		Michigan State	13.78	4/8
6	Alana GRAY	SR		Ohio State	13.83	4/2
7	Nevada SORENSON	SO		Notre Dame	13.89w	4/9
8	Portia BAILEY	FR		Indiana	13.95w	4/9

#### Mid-Atlantic

1	Chelsea CARRIER	JR		West Virginia	13.27	3/25
2	Shericka WARD	JR		Villanova	13.56	3/31
3	Chene TOWNSEND	SO		West Virginia	13.72w	4/6
4	Evonne BRITTON	SO		Penn State	13.86	4/1
5	Ashley ADAMS	SR		Towson	13.92	3/11
6	Gabrielle PIPER	FR		Penn	14.12	3/18
7	Asha DALEY	JR		St. Peter's	14.44	4/2
8	Ronnah PARHAM	JR		St. Peter's	14.48	4/2
8	Motara OKUSAGA	SR		Towson	14.48	4/2

#### Midwest

1	Tamika ROBINSON	SR		Illinois	13.32	4/2
2	Meredith HAYES	SR		Southern Illinois	13.55	4/9
3	Ryann KRAIS	JR		Kansas State	13.67w	4/6
4	Olimpia NOWAK	JR		Northern Iowa	13.68w	4/2
5	Karyn LACOUR	SR		Nebraska	13.69w	4/2
6	Denise BAKER	SR		Kansas State	13.80	4/6
7	Megan WHEATLEY	SR		Nebraska	13.82w	4/2
8	Jesica EJESIEME	FR		Oklahoma	13.92	4/2

#### Mountain

1	Kelsey LLOYD	SR		Texas Tech	13.16w	4/6
2	Katie GRIMES	SO		Texas Tech	13.47w	4/2
3	Jamie SIMANEK	JR		Texas Tech	13.65w	4/2
4	Precious SELMON	SO		New Mexico	13.66	4/1
5	Mindy SAGERS	SR		BYU	13.72	4/2
6	Fatima MAKAKALA	JR		BYU	13.89	3/25
7	Ashlee CANNON	SR		Utah State	13.94	4/1
8	Shaye MAURER	SO		Southern Utah	14.01	3/25

#### Northeast

1	Nikko BRADY	SO		Boston University	13.59w	4/6
2	Jessie GAINES	JR		Long Island	13.64	3/31
3	Jesse LABRECK	JR		Maine	13.83	3/4
4	Christen GRIFFIN	SR		Albany	13.91w	3/19
5	Saleena ABDUR-RASHED	JR		Northeastern	14.03	3/23
6	Jazmin WALLER	JR		Long Island	14.08	3/31
7	Madalayne SMITH	FR		Connecticut	14.12	4/7
8	Danielle SILAS	JR		Cornell	14.14	4/9

#### South

1	Teona RODGERS	SR		Florida State	13.25	4/8
2	Jackie COWARD	JR		UCF	13.28	3/25
3	Kimberley LAING	SR		Alabama	13.30	4/8
4	Kim LAING	SR		Alabama	13.49	3/24
5	Kaylon EPPINGER	JR		Alabama	13.58	4/8
6	Melanie AKWULE	JR		Georgia Tech	13.66	4/8
7	Karessa FARLEY	JR		UCF	13.68	3/25
8	Carla MILLS	SR		Florida International	13.71	3/25

#### South Central

1	Tiffani MCREYNOLDS	FR		Baylor	12.74w	4/6
2	Jasmin STOWERS	FR		LSU	12.86w	4/6
3	Natasha RUDDOCK	SR		Texas A&M	13.01	4/2
4	Alysha ADAMS	SR		North Texas	13.08w	4/2
5	Tenaya JONES	SR		LSU	13.11w	4/6
6	Demeeke JONES	JR		Houston	13.25w	3/19
7	Brittany HYTER	JR		Arkansas	13.43	4/2
8	Jasmine ANDERSON	SR		Louisiana-Lafayette	13.47	3/25

#### Southeast

1	Brianna ROLLINS	FR		Clemson	12.96w	4/6
2	Bridgette OWENS	FR		Clemson	13.05w	4/6
3	Kierre BECKLES	JR		South Carolina	13.29	3/26
4	Michaylin GOLLADAY	SR		Clemson	13.33	4/6
5	LaToya JAMES	SR		North Carolina	13.43	3/25
6	Jasmine EDGERSON	SO		Clemson	13.61	3/18
7	Janica AUSTIN	SR		South Carolina	13.64	3/17
8	Janice JACKSON	FR		Clemson	13.68w	4/6

#### West

1	Nia ALI	SR		Southern California	12.74w	4/6
2	Jasmine CHANEY	SR		Arizona State	13.18	3/25
3	Lauren BLACKBURN	FR		Southern California	13.23w	4/6
4	LaTisha HOLDEN	SR		Arizona	13.28	4/2
5	Lindsay ROWE	SR		UCLA	13.34	4/2
6	Kori CARTER	FR		Stanford	13.38	4/9
7	Dahlys MARSHALL	JR		Arizona	13.48	4/2
8	Katie NELMS	FR		Stanford	13.67	4/9
8	Alicia TRUESDALE	JR		Sacramento State	13.67	4/7

USTFCCA Non-Member

Will NOT be ranked, beginning Week 2



# USTFCCCA NCAA Division I Regional Index

## 2011 Outdoor, Week #2

as of 4/11/2011 5:55:56 PM

### Women's 400m Hurdles

#### Great Lakes

1	Egle STASIUNAITE	SR		Wisconsin	59.11	4/1
2	Nyjah COUSAR	SO		Ohio State	59.31	4/2
3	Alex WILLIAMS	JR		Michigan	59.81	3/23
4	Jennifer NEVILLE	SR		Michigan	59.90	3/23
5	Ann-Marie CLARKE	JR		Indiana	1:00.18	4/9
6	Jaelynn PRYOR	SO		Michigan State	1:00.69	4/7
7	Asia RAWLS	SO		Eastern Michigan	1:00.86	4/8
8	Iris CAMPBELL	SO		Western Michigan	1:01.29	3/31

#### Mid-Atlantic

1	Evonne BRITTON	SO		Penn State	59.52	4/1
2	Ashley ADAMS	SR		Towson	1:00.05	3/11
3	Megan DUNCAN	SR		Penn State	1:00.92	4/1
4	Kristen MAHON	SR		Villanova	1:00.99	3/31
5	Tracey FAN FAN	SR		Delaware State	1:02.12	4/1
6	Danai LENDOR	JR		Rutgers	1:02.42	3/18
7	Motara OKUSAGA	SR		Towson	1:02.53	4/2
8	Laura WILLIAMS	FR		Monmouth	1:02.60	3/31

#### Midwest

1	Kianna ELAHI	JR		Iowa State	57.07	4/7
2	Ryann KRAIS	JR		Kansas State	57.70	3/25
3	Sharyn DAHL	JR		Minnesota	59.20	4/7
4	Tiffany HENDRICKS	SR		Iowa	59.65	4/7
5	Leslie FARMER	JR		Missouri	59.67	4/8
6	Tredene GANT	SR		Southern Illinois	1:00.23	4/9
7	Jesica EJESIEME	FR		Oklahoma	1:00.38	4/2
8	Alexa DULING	SO		South Dakota	1:00.52	4/9

#### Mountain

1	Alyssa CHRISTENSEN	SR		BYU	59.61	4/7
2	Diana LONG	SO		Wyoming	1:00.52	4/2
3	India CLEVELAND	JR		New Mexico State	1:00.60	3/18
4	KYLIE HIRSCHI	FR		Utah State	1:01.25	4/7
5	Kourtney DANREUTHER	FR		Montana	1:01.35	4/7
6	Kylie FRANSDEN	SR		Southern Utah	1:01.80	3/12
7	Allysa HANSEN	FR		BYU	1:01.87	4/8
8	Joi WINDHAM	SR		Colorado	1:01.89	3/18

#### Northeast

1	Molly GLANTZ	JR		Cornell	58.96	4/9
2	Kalyn SHEEHAN	JR		Rhode Island	1:00.37	4/7
3	Donna JEANTY	FR		Buffalo	1:01.11	4/6
4	Kyra CALDWELL	JR		Columbia	1:01.21	4/2
5	Alexandra TANNER	SR		Dartmouth	1:01.27	4/2
6	Megan KRUMPOCH	FR		Dartmouth	1:01.74	3/25
7	Rebecca KELLY	SR		Albany	1:02.02	4/6
8	Susan RODRIGUEZ	SO		Columbia	1:02.93	4/2

#### South

1	Ellen WORTHAM	JR		Tennessee	56.62	4/2
2	Ti'erra BROWN	SR		Miami (Fla.)	56.91	4/1
3	Sofie PERSSON	SR		Mississippi	58.01	4/9
4	Leslie NJOKU	SR		Georgia Tech	58.39	3/18
5	Thandi STEWART	FR		Miami (Fla.)	58.85	4/1
6	Ugonna NDU	SO		Florida	59.30	4/1
7	Talaya OWENS	SR		Alabama	59.34	4/8
8	LaToya WRIGHT	SR		Florida A&M	59.45	3/23

#### South Central

1	Angele COOPER	JR		Texas	57.03	4/6
2	Cassandra TATE	JR		LSU	57.25	4/2
3	Danielle DOWIE	FR		Texas	57.33	3/19
4	Andrea SUTHERLAND	SR		Texas A&M	57.65	4/6
5	Christina HOLLAND	SO		Baylor	58.46	4/6
6	Zandria DEBOWLES	SR		Tulane	59.12	3/25
7	Brittany HYTER	JR		Arkansas	59.21	4/6
8	Katie MILLER	JR		Texas State	1:00.29	4/6

#### Southeast

1	Marlena WESH	SO		Clemson	57.49	4/6
2	LaToya JAMES	SR		North Carolina	58.27	3/25
3	Amber ALLEN	FR		South Carolina	59.03	4/1
4	Sonni AUSTIN	SO		Clemson	59.11	4/1
5	Manika GAMBLE	JR		High Point	59.71	4/9
6	Dotrine JACOBS	FR		North Carolina A&T	1:00.03	4/1
7	Chelsea BROWN	JR		Louisville	1:00.14	4/9
8	Janica AUSTIN	SR		South Carolina	1:00.17	3/17

#### West

1	Jasmine CHANEY	SR		Arizona State	56.61	4/7
2	Turquoise THOMPSON	SO		UCLA	56.73	4/2
3	Georganne MOLINE	SO		Arizona	57.41	4/2
4	Kori CARTER	FR		Stanford	58.62	4/9
5	Dalilah MUHAMMAD	JR		Southern California	58.74	4/6
6	Kayla SANCHEZ	JR		Arizona State	59.22	4/7
7	Liga VELVERE	SO		Idaho	59.30	4/9
8	Keia PINNICK	SO		Arizona State	59.43	3/25

**USTFCCCA Non-Member**

Will NOT be ranked, beginning Week 2



# USTFCCCA NCAA Division I Regional Index

## 2011 Outdoor, Week #2

as of 4/11/2011 5:55:58 PM

### Women's 3000m Steeplechase

#### Great Lakes

1	Sarah PEASE	SR	Indiana	10:29.28	4/9
2	Breanne EHRMAN	JR	Indiana	10:30.54	4/9
3	Cassandra SCHENCK	JR	Akron	10:31.69	4/8
4	Ashley BEUTLER	SO	Wisconsin	10:37.25	4/1
5	Victoria BRINK	SO	Ohio State	10:38.47	3/26
6	Tiffany EVANS	JR	Michigan State	10:43.84	4/7
7	Alexa ARAGON	FR	Notre Dame	10:46.94	4/9
8	Lindsey FERGUSON	SR	Notre Dame	10:48.92	4/9

#### Mid-Atlantic

1	Natalie BOWER	SO	Penn State	10:21.87	3/25
2	Alison SMITH	JR	Villanova	10:24.52	3/31
3	Melissa NEWBERY	SO	Princeton	10:40.48	4/9
4	Lindsey GRAYBILL	SO	Penn State	10:44.67	4/1
5	Emily GIANNOTTI	FR	Penn State	10:47.18	4/9
6	Sarah MORRISON	SR	Villanova	10:47.53	3/31
7	Samantha GALLAGHER	JR	La Salle	10:52.57	3/25
8	Victoria SZCZAWINSKI	FR	Loyola (Md.)	10:57.65	3/31

#### Midwest

1	Martina BARINOVA	FR	Nebraska	10:12.45	4/9
2	Chantelle GROENEWOUD	SR	Illinois	10:18.59	3/25
3	Jessica FURLAN	SO	Nebraska	10:22.29	4/9
4	Martina TRESCH	SO	Kansas State	10:31.10	3/17
5	Amber STACK	SO	Illinois	10:49.90	3/25
6	Danielle BERNDT	JR	Iowa	10:51.21	3/25
7	Rachel YORK	SR	Wichita State	10:51.24	3/25
8	Hannah ROEDER	SR	Iowa	10:54.06	4/7

#### Mountain

1	Kara DEWALT	SR	Montana	10:26.25	4/7
2	Katy ANDREWS	JR	BYU	10:31.26	4/1
3	Nicola HOOD	FR	New Mexico	10:33.57	3/25
4	Kaitlin HANENBURG	FR	Colorado State	10:42.86	3/25
5	Ruth HILTON	SR	Utah State	10:44.66	4/1
6	Nicole PETERS	JR	Colorado State	10:45.13	3/25
7	Erica RICHARDSON	SR	Idaho State	10:51.94	4/1
8	Alex DARLING	JR	New Mexico	10:52.49	4/7

#### Northeast

1	Heather STEPHENS	JR	Syracuse	10:26.63	4/1
2	Katie HURSEY	JR	Syracuse	10:27.15	4/9
3	Meghan CUNNINGHAM	JR	Connecticut	10:29.42	4/7
4	Cassie WHITE	JR	Syracuse	10:32.03	4/9
5	Sydney FITZPATRICK	JR	New Hampshire	10:33.32	4/1
6	Natalie BUSBY	JR	Syracuse	10:34.99	4/9
7	Hannah DAVIDSON	JR	Providence	10:38.11	4/9
8	Rebekah MACKAY	JR	Syracuse	10:42.47	4/1

#### South

1	Nicole ROZARIO	JR	USF	10:29.74	4/1
2	Ecaterina GHEORGHIU	JR	North Florida	10:30.38	4/1
3	Leslie BOOZER	SO	Georgia	10:33.51	4/1
4	Taylor ADAMS	SR	Georgia	10:41.84	4/8
5	Kristina VAUGHN	JR	UAB	10:52.23	3/25
6	Zuna PORTILLO-RODRIGUEZ	SR	Southern Miss	10:54.89	4/6
7	Allie PRENDERGAST	JR	USF	10:56.45	4/1
8	Savannah KIRK	FR	Georgia	10:59.43	3/18

#### South Central

1	Klara BODINSON	SO	SMU	10:16.36	3/25
2	Silje FJORTOFT	SR	SMU	10:20.25	3/25
3	Megan JACKSON	SR	Arkansas	10:29.92	3/25
4	Cali GEORGE	JR	Arkansas	10:31.67	3/25
5	Kristen HANSELKA	JR	Baylor	10:43.51	3/25
6	Kadi WHISNANT	SR	Nicholls State	10:53.89	4/1
7	Grace HEYMSFIELD	FR	Arkansas	10:56.74	3/25
8	Caitlin ARUMBULA	SR	Texas A&M-Corpus	11:03.22	4/6

#### Southeast

1	Stephanie GARCIA	SR	Virginia	9:56.96	4/9
2	Alyssa KULIK	JR	Clemson	10:18.18	3/25
3	Samantha DOW	SO	Virginia Tech	10:21.83	4/7
4	Erin MERCER	FR	NC State	10:23.21	4/8
5	Mary Carleton JOHNSTON	JR	Duke	10:26.12	4/8
6	Emily SCHWITZER	SR	Duke	10:26.15	4/8
7	Nicol TRAYNOR	JR	Richmond	10:32.16	3/31
8	Kristina KRASICH	SR	Duke	10:33.64	3/25

#### West

1	Claire MICHEL	SR	Oregon	10:11.64	3/25
2	Melanie THOMPSON	FR	Oregon	10:12.09	4/9
3	Margaret CALLAHAN	SR	Arizona	10:22.87	3/25
4	Kauren TARVER	JR	Arizona State	10:28.40	4/7
5	Hannah MOEN	JR	Arizona	10:30.57	3/25
6	Caitlin FITZGERALD	SR	UC Davis	10:31.72	4/7
6	LeAnne FOGG	SR	Cal Poly	10:31.72	3/25
8	Andrea JACOBS	SR	UC Santa Barbara	10:44.65	4/8

USTFCCCA Non-Member

Will NOT be ranked, beginning Week 2



# USTFCCCA NCAA Division I Regional Index

## 2011 Outdoor, Week #2

as of 4/11/2011 5:56:00 PM

### Women's 4x100m Relay

#### Great Lakes

1	Manning, McNary, Linton, Sykes	Ohio State	44.70	4/2
2	Gardner, Burse, Portis, Rhodes	Cincinnati	45.48	3/25
3	Dunn, Riley, Roberts, Shreve	Central Michigan	45.64	4/7
4	Bailey, Bailey, Clarke, Espinoza	Indiana	46.18	4/9
5	Purvis, Cahill, Smith, Cole	Michigan	46.54	4/7
6	Abraham, Wartley, White, Marigna	Eastern Michigan	46.62	4/8
7	Arnold, Hunault, Campbell, Okolo	Western Michigan	46.63	4/8
8	Hubbard, Duchow, Vazquez, DeCoster	Wisconsin	46.80	3/17

#### Mid-Atlantic

1	Woodford, Mills, Pugh, Jones	Pittsburgh	45.12	4/9
2	Wattley, Green, Kendrick, Sogbesan	Morgan State	45.97	4/1
3	Rodriguez, Walker, Gillon, Bisiolu	Rutgers	46.55	3/18
4	McDougall, Strother, Brown, Piper	Penn	46.77	4/2
5	Maybin, Njoku, Carey, Jules	Marshall	47.18	3/18
6	Caruso, Dupiche, Hollis, Cox	Delaware	47.28	4/2
7	Hendrix, Lewis, Paul, Brown	Maryland	47.36	4/9
8	Slotnick, Smith, Doersam, Knapp	Lehigh	47.64	4/10

#### Midwest

1	Wells, McGrone, Simmons, Anderson	Oklahoma	44.37	4/2
2	Bradley, Dixon, Simpson, Morris	Kansas	44.91	4/2
3	Willis, Giles, Okoroji, Brooks	Minnesota	44.99	4/2
4	Robinson, Kelly, Morgan, Smith	Illinois	45.01	3/26
5	Hendricks, Jones, Liverpool, Leacock	Iowa	45.77	4/2
6	Williams, Moore, Hallman, Pruitt	Wichita State	45.96	4/7
7	Llewellyn, Joseph, Grant, Peavy	Missouri State	46.42	4/2
7	Larrier, Kahle, Edwards, Lewis	SE Missouri State	46.42	4/1

#### Mountain

1	Alexander, Evans, Jackson, Evans	Texas Tech	44.16	4/2
2	Giddings, Hale, Gowar, Makakala	BYU	45.60	4/7
3	Cleveland, Benton, Aldredge, Perkins	New Mexico State	46.32	3/26
4	Maurer, Day, Paicely, Allen	Southern Utah	46.45	3/25
5	Yeboah, Morse-Ballard, Zaugg-Hansen, Nelson	Utah Valley	46.86	3/4
6	Cannon, Haymore, Hawkins, Witworth	Utah State	46.90	4/1
7	Anderson, Holder, McKinnon, Pope	Northern Arizona	46.92	3/18
8	Heaston, Bernabo, Simmons, Walker	Wyoming	46.98	4/1

#### Northeast

1	Ford, Milledge, Martin, Walton	Boston University	46.11	4/1
2	Airewele, Hewitt, Santos, Silas	Cornell	46.18	3/19
3	Mitchell, Saundres, Waller, Wickham	Long Island	46.48	3/19
4	McClary, Ventura, Fildes, Graham	Buffalo	46.74	3/18
5	Sheehan, Jubrey, Janeczak, Christian	Rhode Island	46.92	3/25
6	Walker, Rogers, Richardson, Griffin	Albany	47.12	4/1
7	Brown, Emerson, Smith, Hawthorne	Connecticut	47.14	4/7
8	McCarthy, Miller, O'Brien, Labreck	Maine	47.37	4/3

#### South

1	Booker, Scott, Layne, Paul	UCF	43.53	4/1
2	Atkins, Ferguson, Selvon, Smith	Auburn	43.80	4/1
3	McElveen, Kelley, Mills, Dumoy	Florida International	44.83	4/1
4	Fuller, Dukes, Jameson, McClure	Miami (Fla.)	44.95	4/1
5	Harris, Jackson, Jones, Octave	Tennessee	44.97	4/2
6	Baker, Muir, McCaleb, Wallace	Mississippi State	45.03	3/18
7	Bent, Nembhard, Spates, Ballard	Georgia	45.11	4/8
8	Bridges, Bozeman, Williams, Baldwin	Mississippi	45.23	4/9



# USTFCCA NCAA Division I Regional Index

## 2011 Outdoor, Week #2

as of 4/11/2011 5:56:01 PM

### Women's 4x100m Relay

#### South Central

1	Collier, Tarmoh, Duncan, Beard	 Texas A&M	42.87	4/6
2	Sylvester, Hackett, Duncan, Wilson	 LSU	43.44	4/6
3	Malone, Goodman, Udoh, Peter	 Texas	43.78	4/6
4	Reese, Harris, Floyd, Bolton	 Houston	43.81	4/6
5	McReynolds, Townsend, Bruce, Richardson	 Baylor	44.21	3/25
6	Peart, Jones, Hill, Young	 TCU	44.49	3/25
7	Flowers, Jones, Williams, Sutej	 Arkansas	44.80	4/2
8	Hayes, Lewis-Baker, Hanneman, Francis	 Louisiana Tech	44.87	4/6

#### Southeast

1	Brookins, McCorkle, Mahan, Glenn	 South Carolina	44.18	4/8
2	Golladay, Kendrick, Morris, Edgeron	 Clemson	44.30	4/6
3	Tyson, Alabi, Boone, Nwaneri	 Virginia Tech	44.86	4/1
4	Brown, Gehret, Harris, Richardson	 Louisville	45.41	4/9
4	Dallas, McCoy, Shepherd, Blakney	<i>N.C. Central</i>	45.41	4/1
6	Carrington, Lawson, McCammon, Hunt	 North Carolina A&T	45.47	4/1
7	Smith, Reed, Myers, Cooley	 Western Kentucky	45.52	4/1
8	Minkins, Hawkins, Tucker, Harris	 East Carolina	45.68	4/1
8	Dukes, Alston, Parker, Campbell	 Appalachian State	45.68	4/9

#### West

1	Laarman, Payne, Puterbaugh, Davis	 Southern California	44.08	4/6
2	Purvis, White, Newson, Gardner	 Oregon	44.47	3/25
3	Gooden, Pinnick, Herring, Chaney	 Arizona State	44.76	3/25
4	Black, Vinson, Rhodes, King	 Portland State	45.24	4/7
5	Levingston, Dixon-Smith, Carter, Hendricks	 Stanford	45.26	3/25
6	Rowe, Nelms, Woodruff, Eaton	 UCLA	45.36	4/2
7	Marshall, Holden, Pridgett, Poston	 Arizona	45.48	4/2
7	Young-Toatley, Ozoh, Hornsby, Roach	 San Diego State	45.48	4/7

USTFCCA Non-Member

Will NOT be ranked, beginning Week 2



# USTFCCCA NCAA Division I Regional Index

## 2011 Outdoor, Week #2

as of 4/11/2011 5:56:01 PM

### Women's 4x400m Relay

#### Great Lakes

1	Campbell, Hunault, Arnold, Munwam	Western Michigan	3:40.92	3/24
2	Portis, Arnold, Klump, Rhodes	Cincinnati	3:42.22	3/25
3	Bailey, Clarke, Christopher, Gray	Indiana	3:43.26	4/9
4	Williams, Neville, Addison, Cole	Michigan	3:45.49	4/7
5	Woodard, Blair, Morrison, Graham	Purdue	3:45.67	4/7
6	Cousar, Dim, James, Hullum	Ohio State	3:46.73	3/26
7	Higginbottom, Weatherford, Michl, Smith	Indiana State	3:47.89	4/8
8	Shearer, Williams, Elcock, Rawls	Eastern Michigan	3:50.77	4/2

#### Mid-Atlantic

1	Anyanwu, Iheoma, Greaves, Duncan	Penn State	3:37.57	4/1
2	Ducados, Gallas, Abrams, Anais	UMES	3:44.57	4/1
3	Mahon, Dunbar, Verdier, Lumax	Villanova	3:47.16	3/31
4	Glenn, Wenthen, Cherok, Abraham	Duquesne	3:47.85	4/8
5	Fan Fan, Mayers, Dornevil, Richardson	Delaware State	3:48.31	4/1
6	DeCruise, Otu, Scott, DeCruise	Mount St. Mary's	3:48.32	4/9
7	Bennett, Roberts, Gocht, Stephens	Temple	3:48.37	4/6
8	Sample, Lendor, Leeke, Bisiolu	Rutgers	3:48.49	3/18

#### Midwest

1	Boyd, Bates, Kelly, Griffith	Illinois	3:36.33	4/2
2	Bradley, Morris, Wilson, Washington	Kansas	3:37.33	3/19
3	Jones, Hendricks, Praska, Liverpool	Iowa	3:41.39	4/2
4	Wells, Cole, Anderson, Rolle	Oklahoma	3:41.77	4/2
5	Mills-Doyeto, Whitfield, Thomas, Wilkerson	Oral Roberts	3:42.75	4/2
6	Vierregger, Grooters, Dougherty, Butler	Nebraska	3:43.20	4/9
7	Brooks, Giles, Hill, Swenson	Minnesota	3:43.49	4/2
8	Page, Goodman, Tingelstad, Schmaltz	North Dakota State	3:43.98	4/8

#### Mountain

1	Jackson, Alexander, Evans, Evans	Texas Tech	3:38.13	3/18
2	Wollert, Simmons, Heaston, Walker	Wyoming	3:43.65	4/1
3	Giddings, Edwards, Bleazard, Palmer	BYU	3:43.73	4/7
4	Maurer, Allen, Frandsen, Day	Southern Utah	3:44.11	3/4
5	Smith, Pettigru, Hearn, Earls	Nevada	3:45.65	4/7
6	Crain, Abinuwa, Menez, Stewart	UTEP	3:46.69	4/2
7	Aldredge, Benton, Cleveland, Clay	New Mexico State	3:47.59	4/1
8	Haymore, Heiner, West, Bosworth	Utah State	3:47.80	4/7

#### Northeast

1	Caldwell, Bell, Vogel, Hale	Columbia	3:42.00	4/7
2	Mania, Cunningham, Andrianos, Wilson	Connecticut	3:44.12	4/7
3	McClary, Jeanty, Graham, Henry	Buffalo	3:45.21	4/6
4	Airewele, Reimnitz, Glantz, Standridge	Cornell	3:47.93	3/19
5	Hunter, Chavis, Mohamed, Rogers	Albany	3:48.25	4/1
6	Ellis, Cousins, Wynter, Thompson	St. John's (N.Y.)	3:51.47	4/9
7	Rue, Gamble, Kelly, Grace	Yale	3:52.17	4/9
8	Sheehan, Singleton, Madsen, Brillante	Rhode Island	3:52.24	4/7

#### South

1	Hollingsworth, Bridges, Hellberg-Jonsen, Persson	Mississippi	3:36.62	3/26
2	Whittaker, Williams, Ndu, Usery	Florida	3:37.56	4/1
3	Atkins, Smith, Ferguson, Selvon	Auburn	3:38.82	4/1
4	Davenport, Singleton, Freeman, Pierre	Jacksonville	3:39.26	4/1
5	Stewart, Jameson, McClure, Brown	Miami (Fla.)	3:40.36	4/1
6	Ruff, Snapp, Octave, Wortham	Tennessee	3:40.66	3/25
7	Bailey, Evans, Frye, Sanders	Jackson State	3:41.30	3/25
8	Baker, Covington, Muir, McCaleb	Mississippi State	3:41.68	3/26





# USTFCCCA NCAA Division I Regional Index

## 2011 Outdoor, Week #2








as of 4/11/2011 5:56:02 PM

### Women's 4x400m Relay

#### South Central

1	Tarmoh, Mayungbe, Sutherland, Beard	 Texas A&M	3:27.33	4/6
2	George, Williams, Flowers, Jones	 Arkansas	3:31.34	4/6
3	Smith, Chambers, Nelson, Cooper	 Texas	3:31.69	4/6
4	McDermott, Herbert, Hall, Tate	 LSU	3:33.63	4/2
5	Charles, Juarez, Thomas, Young	 TCU	3:34.87	4/6
6	Ogunmokun, Townsend, Bruce, Richardson	 Baylor	3:35.65	4/6
7	Harris, Wallace, Floyd, Johnson	 Houston	3:37.61	3/19
8	Griffin, Warren, Perkins, Lindsay	 Northwestern State	3:40.71	3/25

#### Southeast

1	Wesh, Kendrick, Austin, Rollins	 Clemson	3:35.18	4/1
2	Johnson, James, Russell, Stanley	 North Carolina	3:35.43	4/1
3	Boone, Amegashie, Alabi, Woodford	 Virginia Tech	3:37.57	4/1
4	Hawkins, Harris, Warner, Goggins	 East Carolina	3:38.85	4/1
5	Robinson, Nwokey, Martin, Shorter	 Kentucky	3:40.80	4/1
6	Shepherd, McCoy, Gore, Williams	N.C. Central	3:41.30	4/1
7	Allen, McCorkle, EleyO'Reilly, Bandy	 South Carolina	3:41.62	4/1
8	Fraenk, Vassell, Robinson, Taylor	 Hampton	3:42.83	4/1

#### West

1	Rodgers, Romero, Blevins, Moline	 Arizona	3:35.78	4/6
2	Eaton, McLaughlin, Rowe, Thompson	 UCLA	3:36.72	3/17
3	Gosberry, Purvis, Francis, Roesler	 Oregon	3:36.87	4/9
4	Herring, Sanchez, Geren, Pinnick	 Arizona State	3:40.18	3/25
5	Cox, Harrison, Mullany-Banks, Frazier	 Cal State Northridge	3:42.16	4/2
6	O'Hare, Levingston, Hendricks, Schueler	 Stanford	3:42.57	4/9
7	Roach, Zorich, Blok, Williamson	 UNLV	3:42.93	3/26
8	Hilliard, Thompson, DeLaRosa, Jackson	 Fresno State	3:44.30	4/7

USTFCCCA Non-Member

Will NOT be ranked, beginning Week 2



# USTFCCA NCAA Division I Regional Index

## 2011 Outdoor, Week #2

as of 4/11/2011 5:56:02 PM

### Women's High Jump

#### Great Lakes

1	Ashley GALBRAITH	JR		Ohio State	1.80m	5-10%	4/2
2	Rebecca BUCHHOLTZ	JR		Michigan State	1.79m	5-10%	4/1
3	Lauren YOUNG	SR		Michigan	1.75m	5-8%	4/7
3	Emily BRESLIN	SR		Purdue	1.75m	5-8%	4/7
5	Emma KIMOTO	SO		Indiana	1.73m	5-8	4/9
5	Maddie BUTTINGER	JR		Notre Dame	1.73m	5-8	3/24
7	Jessica SCHERTING	JR		Michigan State	1.70m	5-7	4/7
7	Dorcas AKINNIYI	SO		Wisconsin	1.70m	5-7	4/1
7	Tatjana JACOBSON	SO		Bowling Green	1.70m	5-7	4/2

#### Mid-Atlantic

1	Amina SMITH	FR		Maryland	1.78m	5-10	3/25
2	Vanessa JULES	SO		Marshall	1.75m	5-8%	3/23
3	Chelsea CARRIER	JR		West Virginia	1.73m	5-8	4/6
4	Katelyn WILLIAMS	SR		West Virginia	1.71m	5-7%	3/25
5	Erika MORGAN	SO		Penn State	1.70m	5-7	4/9
5	Kristin SMITH	SO		Navy	1.70m	5-7	3/31
5	Ashley DABNEY	SO		Towson	1.70m	5-7	3/11
5	Sherie KEY	FR		Duquesne	1.70m	5-7	3/31

#### Midwest

1	Toni TOLLEFSON	SO		North Dakota State	1.78m	5-10	3/18
2	Chenale SMITH	SO		Oklahoma	1.75m	5-8%	3/26
3	Kendall MCCAUGHERTY	JR		Illinois	1.72m	5-7%	3/26
3	J'Lynn LEDESMA	SO		Wichita State	1.72m	5-7%	4/2
3	Camille HAYES	FR		Missouri	1.72m	5-7%	4/8
3	Audrey SVANE	SR		Nebraska	1.72m	5-7%	4/2
7	Ryann KRAIS	JR		Kansas State	1.70m	5-7	4/6
7	Kristen RICE	SO		Oklahoma	1.70m	5-7	4/2
7	Jordon ANDREASSEN	SO		Iowa State	1.70m	5-7	4/8
7	Natalie DEVINE	SR		Minnesota	1.70m	5-7	4/7

#### Mountain

1	La Tijera AVERY	JR		Nevada	1.85m	6-%	4/7
2	Ada ROBINSON	JR		BYU	1.80m	5-10%	4/2
3	Langley IVERSON	JR		Utah	1.78m	5-10	3/25
4	Nicole WILLIAMS	JR		Nevada	1.75m	5-8%	4/7
4	Diana BLAUER	JR		BYU	1.75m	5-8%	4/7
6	CHARI HAWKINS	FR		Utah State	1.72m	5-7%	3/31
7	Sarah VAUGHN	FR		BYU	1.71m	5-7%	4/1
8	Alison FORRESTER	FR		Colorado State	1.70m	5-7	3/25
8	Tako NIARE	JR		UTEP	1.70m	5-7	4/2

#### Northeast

1	Monique ROBERTS	JR		Columbia	1.75m	5-8%	4/2
1	Ilva BIKANOVA	FR		Connecticut	1.75m	5-8%	4/7
3	Allison BARWISE	SO		Boston University	1.73m	5-8	4/6
4	Kelsey RUBEOR	JR		Syracuse	1.72m	5-7%	3/24
5	Tara RICHMOND	FR		Columbia	1.70m	5-7	4/7
5	Megan TICE	SR		Manhattan	1.70m	5-7	4/9
5	Mary HIRST	SO		Harvard	1.70m	5-7	4/2
8	Ailish HANLY	SO		Cornell	1.68m	5-6	3/25
8	McKenzie MAJCHRZAK	SO		Army	1.68m	5-6	4/2

#### South

1	Saniel ATKINSON	SO		Georgia	1.83m	6-0	4/8
1	Maya PRESSLEY	SO		Auburn	1.83m	6-0	4/8
1	Ke'Airra JONES	JR		Southern Miss	1.83m	6-0	4/6
4	Jessica MERRIWEATHER	SR		Mississippi State	1.80m	5-10%	3/18
5	Nora MEHL	SR		UAB	1.76m	5-9%	3/11
6	Megan NOVINGER	SR		Miami (Fla.)	1.75m	5-8%	3/18
6	Shaquita YOUNG	SR		Georgia State	1.75m	5-8%	4/2
8	Kirsten BERDING	SO		Memphis	1.74m	5-8%	4/1

#### South Central

1	Shanay BRISCOE	FR		Texas	1.86m	6-1%	4/6
2	Victoria LUCAS	JR		Texas	1.80m	5-10%	3/25
3	Brittani CARTER	SR		LSU	1.77m	5-9%	4/2
4	Lisa EGARTER	FR		SMU	1.76m	5-9%	4/6
5	Chelsea DOCKREY	SR		Nicholls State	1.75m	5-8%	3/18
5	Dess MEEK	SR		Baylor	1.75m	5-8%	3/18
5	Viktoria LEKS	JR		SMU	1.75m	5-8%	3/18
5	Beverly OWOYELE	JR		Texas	1.75m	5-8%	4/6

#### Southeast

1	Tynita BUTTS	SO		East Carolina	1.80m	5-10%	4/1
1	April SINKLER	JR		Clemson	1.80m	5-10%	4/1
1	Patience COLEMAN	SR		North Carolina	1.80m	5-10%	3/25
4	Pearl BICKERSTETH	SO		Virginia	1.75m	5-8%	4/8
4	Jeannelle SCHEPER	FR		South Carolina	1.75m	5-8%	4/8
4	Nikki ROSEBERRY	SR		Radford	1.75m	5-8%	3/11
4	Rebecca HAZELTINE	SR		Appalachian State	1.75m	5-8%	4/9
8	Rachel GEHRET	SR		Louisville	1.73m	5-8	4/9
8	Megan SCHUBERT	JR		Louisville	1.73m	5-8	4/9

#### West

1	Brigetta BARRETT	SO		Arizona	1.86m	6-1%	4/6
2	Holly PARENT	SO		Washington State	1.85m	6-%	4/2
3	Kristen MEISTER	SR		California	1.80m	5-10%	4/1
3	Christine RICE	SO		Washington State	1.80m	5-10%	4/2
5	Naima GOODWIN	SR		Sacramento State	1.79m	5-10%	4/2
6	Desirae GONDER	SR		Cal State Northridge	1.77m	5-9%	3/17
7	Sarah SADDLETON	SO		Hawai'i	1.76m	5-9%	3/25
8	Samantha HENDERSON	SR		Arizona State	1.75m	5-8%	3/31
8	Whitney SISLER	JR		Cal Poly	1.75m	5-8%	3/12



# 2011 Outdoor, Week #2

## Women's High Jump

USTFCCCA Non-Member

Will NOT be ranked, beginning Week 2



# USTFCCA NCAA Division I Regional Index

## 2011 Outdoor, Week #2

as of 4/11/2011 5:56:04 PM

### Women's Pole Vault

#### Great Lakes

1	Vera NEUENSWANDER	SR		Indiana	4.25m	13-11½	4/9
2	Kelsie AHBE	SO		Indiana	4.15m	13-7¼	4/9
3	MacKenzie FIELDS	SO		Cincinnati	4.10m	13-5¼	3/19
4	Katherine LEE	JR		Akron	4.05m	13-3¼	4/1
5	Erin HAVENER	SR		Milwaukee	4.00m	13-1½	4/8
5	Michelle EBY	JR		Cincinnati	4.00m	13-1½	4/8
7	Ariane BEAUMONT-COURTEAU	FR		Akron	3.97m	13-¾	3/25
8	Nicole HOPE	JR		Indiana State	3.90m	12-9½	4/8
8	Kiley TOBEL	FR		Michigan	3.90m	12-9½	4/7

#### Mid-Atlantic

1	Tory WORTHEN	SO		Princeton	3.95m	12-11½	4/9
2	Jocelyn WITMER	JR		Penn State	3.75m	12-3¼	4/9
3	Ashlyn LLERANDI	SR		Villanova	3.70m	12-1½	3/31
3	Amanda PALENCHAR	JR		Penn State	3.70m	12-1½	4/1
5	Samantha ANDERSON	FR		Princeton	3.65m	11-11¼	4/9
5	Lauren TAUSCHER	SO		Princeton	3.65m	11-11¼	4/9
7	Allison VANEK	FR		Mount St. Mary's	3.51m	11-6¼	4/9
8	Katlyn SHELAR	FR		West Virginia	3.50m	11-5¼	3/25
8	Davielle BROWN	SO		Penn	3.50m	11-5¼	4/9
8	Brooke HAMSCHER	FR		Penn	3.50m	11-5¼	4/2
8	Victoria TOSO	SR		Pittsburgh	3.50m	11-5¼	3/17
8	Courtney MARKOW	FR		Delaware	3.50m	11-5¼	4/2

#### Midwest

1	Samantha SONNENBERG	SR		Minnesota	4.20m	13-9¼	4/9
1	Natalie WILLER	SR		Nebraska	4.20m	13-9¼	4/2
3	Jaci PERRYMAN	SR		Kansas	4.10m	13-5¼	4/6
4	Demi PAYNE	FR		Kansas	4.06m	13-3¼	4/6
5	Bethany BUELL	FR		South Dakota	4.02m	13-2¼	3/18
6	Sarah PAPPAS	SR		Oklahoma	4.01m	13-1¼	4/7
7	Leslie BROST	JR		North Dakota State	4.00m	13-1½	4/6
7	Alexandra ACKER	JR		Oklahoma	4.00m	13-1½	4/2

#### Mountain

1	Shade WEYGANDT	SO		Texas Tech	4.45m	14-7¼	4/6
2	Margo TUCKER	FR		New Mexico	4.06m	13-3¼	4/6
3	Amber MENKE	SO		New Mexico	3.98m	13-¾	4/1
4	Kelli EHARDT	JR		BYU	3.92m	12-10¼	4/2
5	Jessie GIBBS	SR		Texas Tech	3.86m	12-8	3/26
6	Bizzy MELLADO	SO		Air Force	3.83m	12-6¼	4/1
7	Tawny LAMBUTH	JR		Air Force	3.81m	12-6	4/7
8	Alicia ECHAVERRIA	SR		Nevada	3.75m	12-3¼	4/7

#### Northeast

1	Jillena DECARTERET	SO		Northeastern	4.06m	13-3¼	3/23
2	Sarah ENGLE	JR		Columbia	3.81m	12-6	4/2
3	Kasandra CLARK	SR		Army	3.75m	12-3¼	3/19
4	Adrienn LACHANCE	FR		Harvard	3.70m	12-1½	3/16
4	Samantha BRADY	JR		Cornell	3.70m	12-1½	3/19
4	Sydney LEROY	SO		Harvard	3.70m	12-1½	4/2
7	Hallie HUGGINS	SR		Army	3.68m	12-¾	4/2
8	Rita CIAMBRA	SR		New Hampshire	3.57m	11-8½	4/9

#### South

1	Joanna WRIGHT	SR		Georgia Tech	4.31m	14-1¼	4/8
2	Denise VON EYNATTEN	SR		USF	4.30m	14-1¼	4/6
3	Neal TISHER	FR		Mississippi	4.20m	13-9¼	4/9
4	Stephanie DUFFY	SR		USF	4.12m	13-6¼	3/18
5	Daisy GLASSER	SR		Florida	3.97m	13-¾	4/1
5	Dana WEBB	SR		USF	3.97m	13-¾	3/18
7	Lizbeth MABRY	SR		Florida State	3.96m	12-11¼	4/6
8	Lauren GIFFIN	JR		Florida State	3.95m	12-11¼	3/4

#### South Central

1	Tina SUTEJ	JR		Arkansas	4.50m	14-9	4/6
2	Rachel LAURENT	JR		LSU	4.35m	14-3¼	4/6
3	Tara DIEBOLD	JR		Arkansas	4.20m	13-9¼	4/2
4	Laura ASIMAKIS	JR		Texas A&M	4.08m	13-4¼	4/2
5	Natasha MASTERSON	SO		Texas	4.00m	13-1½	4/6
5	Ari INCE	SR		Rice	4.00m	13-1½	4/6
7	Stephanie FOREMAN	JR		Arkansas State	3.97m	13-¾	4/1
8	Karley KING	SO		Houston	3.96m	12-11¼	4/6
8	Jessica DOYLE	JR		Texas	3.96m	12-11¼	4/6

#### Southeast

1	Sandi MORRIS	FR		North Carolina	4.30m	14-1¼	4/8
2	Lauren TERSTAPPEN	FR		Clemson	3.95m	12-11½	3/18
3	Cassandra CRAWFORD	FR		Appalachian State	3.90m	12-9¼	3/18
3	Mandissa MARSHALL	SO		George Mason	3.90m	12-9¼	4/9
5	Christy GASPARINO	FR		Clemson	3.85m	12-7¼	4/8
5	Andrea SABBATINE	SR		Louisville	3.85m	12-7¼	3/24
5	Angela RUMMANS	FR		South Carolina	3.85m	12-7¼	4/8
5	Annie POWELL	SR		UNC-Wilmington	3.85m	12-7¼	3/12

#### West

1	Katerina STEFANIDI	JR		Stanford	4.42m	14-6	3/25
2	Tori ANTHONY	SR		UCLA	4.15m	13-7¼	4/7
3	Allison STOKKE	SR		California	4.10m	13-5¼	4/6
3	Allison KORESSEL	SO		UCLA	4.10m	13-5¼	4/2
5	Shaylah SIMPSON	FR		Arizona State	4.02m	13-2¼	3/18
6	Kelsy HINTZ	SO		San Diego State	3.97m	13-¾	3/17
7	Ericka VIOLETT	SR		Sacramento State	3.95m	12-11¼	3/26
7	Ellie MCCARDWELL	FR		Stanford	3.95m	12-11¼	4/9
7	Jordan ROSKELLEY	SR		Oregon	3.95m	12-11¼	4/9

USTFCCA Non-Member

Will NOT be ranked, beginning Week 2



# USTFCCCA NCAA Division I Regional Index

## 2011 Outdoor, Week #2

as of 4/11/2011 5:56:05 PM

### Women's Long Jump

#### Great Lakes

1	Leah EBER	JR		Purdue	6.30m	20-8	4/7
2	Ashley STACEY	FR		Michigan State	6.09m	19-11½	4/7
3	Ashley HUNAULT	SR		Western Michigan	5.95mw	19-6½	4/8
4	Reigna PIERCE	SR		Milwaukee	5.90m	19-4½	4/8
5	Kelcey MCKINNEY	JR		Ohio State	5.86m	19-2½	4/2
6	Shanaye CARR	SR		Central Michigan	5.81m	19-¾	4/7
7	Katherine LEE	JR		Akron	5.80m	19-½	3/25
8	Nikki NUNN	FR		Purdue	5.76m	18-10¾	4/7
8	Fabrina ESPINOZA	FR		Indiana	5.76m	18-10¾	3/26
8	Brittany CHEESE	SO		Akron	5.76m	18-10¾	4/6

#### Mid-Atlantic

1	Chelsea CARRIER	JR		West Virginia	6.22m	20-5	4/6
2	Ashley HENDRIX	JR		Maryland	5.85m	19-2½	3/25
3	Kiani PROFIT	SR		Maryland	5.76m	18-10¾	3/25
4	Catherine OKOUKONI	JR		Penn	5.65m	18-6½	4/2
5	Dominique BEST	FR		La Salle	5.63m	18-5¾	4/2
6	Sierra LARSUEL	SR		Duquesne	5.60m	18-4½	3/31
7	Ashley ADAMS	SR		Towson	5.59m	18-4¾	3/26
8	Wunmi FAPOHUNDA	SR		Pittsburgh	5.57m	18-3¾	3/17

#### Midwest

1	Francine SIMPSON	SO		Kansas	6.42mw	21-¾	4/6
2	Nina KOKOT	JR		Kansas State	6.30m	20-8	4/6
3	Jasmine SIMMONS	SR		Oklahoma	6.21m	20-4½	4/8
4	Whitney CARLSON	SR		North Dakota State	6.13mw	20-1½	3/18
4	Andrea GEUBELLE	SO		Kansas	6.13mw	20-1½	4/6
6	Todea-Kay WILLIS	SO		Minnesota	6.12m	20-1	4/2
7	La'Taish BROWN	SR		Wichita State	6.09mw	19-11¾	4/7
8	Carisa LEACOCK	FR		Iowa	6.08m	19-11¾	4/2

#### Mountain

1	Alesha WALKER	SR		New Mexico	6.20mw	20-4¾	4/1
2	Amber ANDERSON	SR		Northern Arizona	6.19m	20-3¾	4/1
3	Precious SELMON	SO		New Mexico	6.07m	19-11	4/1
4	India CLEVELAND	JR		New Mexico State	6.04m	19-9¾	3/26
5	Deborah AMOAH	SO		Nevada	5.92m	19-5¾	4/7
6	La Tijera AVERY	JR		Nevada	5.89m	19-4	4/7
7	Deanna YOUNG	SR		New Mexico	5.81m	19-¾	4/1
8	Brianna LEROY	JR		Utah	5.73m	18-9¾	3/31

#### Northeast

1	Whitney HOLDER	SO		Connecticut	6.26m	20-6½	4/7
2	Uju OFOCHE	SO		Columbia	6.08m	19-11½	4/7
3	Kristen BROWN	SO		Connecticut	6.03m	19-9½	4/7
4	Dora VEGVARI	SO		Columbia	5.97m	19-7	4/7
5	Malin OLSSON	FR		Manhattan	5.89m	19-4	3/18
6	Olivia WEEKS	SO		Harvard	5.87m	19-3¾	3/16
7	Patricia MCNISH	SO		Albany	5.84m	19-2	4/9
8	Jesse LABRECK	JR		Maine	5.83m	19-1½	3/11

#### South

1	Sonnisha WILLIAMS	SO		UCF	6.39m	20-11¾	3/25
2	Kortney THURMAN	SR		Middle Tennessee	6.38m	20-11¾	4/9
3	Amy HARRIS	JR		Florida State	6.32mw	20-9	4/6
4	Martinique GUICE	SR		Tennessee State	6.25mw	20-6¾	4/9
5	Kiara HENRY	JR		Middle Tennessee	6.22m	20-5	4/9
6	Brittany BOZEMAN	SO		Mississippi	6.16m	20-2½	4/1
7	Marissa MCELVEEN	SO		Florida International	6.14m	20-1¾	3/25
8	Julienne MCKEE	FR		Georgia Tech	6.05m	19-10¾	4/8

#### South Central

1	Chantel MALONE	SR		Texas	6.40m	21-0	4/6
2	Chelsea HAYES	SR		Louisiana Tech	6.38m	20-11¾	4/2
3	A'Lexus BRANNON	FR		Texas	6.27mw	20-7	4/6
4	Jennifer CLAYTON	FR		LSU	6.22m	20-5	3/25
5	Tiana DAVIS	SR		Louisiana Tech	6.13m	20-1½	4/2
6	Crystal WALKER	SO		Stephen F. Austin	6.10m	20-¾	3/25
7	Sasha-Kay MATTHIAS	SR		Texas A&M	6.08mw	19-11¾	4/6
8	Lisa STEINKAMP	FR		Texas A&M	6.06mw	19-10¾	4/6

#### Southeast

1	Charachesicia LOCKHART	JR		Louisville	6.29m	20-7¾	3/24
2	April SINKLER	JR		Clemson	6.20mw	20-4¾	4/6
3	Champagne BELL	FR		Norfolk State	6.11mw	20-½	3/18
4	Rachel GEHRET	SR		Louisville	5.96m	19-6¾	3/24
5	Patricia MAMONA	SR		Clemson	5.95m	19-6¾	4/6
6	Liane WEBER	SR		Clemson	5.90m	19-4¾	4/8
6	Karimah SHEPHERD	SO		NC State	5.90m	19-4¾	4/1
8	Shakia FORBES	JR		North Carolina A&T	5.89m	19-4	3/25

#### West

1	Christabel NETTEY	SO		Arizona State	6.38m	20-11¾	4/7
2	Alycia HERRING	FR		Arizona State	6.25m	20-6¾	3/18
3	Jamesha YOUNGBLOOD	SR		Oregon	6.16m	20-2½	4/9
4	Keia PINNICK	SO		Arizona State	6.12m	20-1	3/18
5	Samantha HENDERSON	SR		Arizona State	6.05m	19-10¾	3/31
5	Brittni DIXON-SMITH	SR		Stanford	6.05m	19-10¾	4/9
7	Alitta BOYD	SO		Southern California	6.03m	19-9¾	3/19
8	Natalia WRIGHT	JR		Sacramento State	5.96m	19-6¾	4/7

USTFCCCA Non-Member

Will NOT be ranked, beginning Week 2



# USTFCCCA NCAA Division I Regional Index

## 2011 Outdoor, Week #2

as of 4/11/2011 5:56:07 PM

### Women's Triple Jump

#### Great Lakes

1	Kelcey MCKINNEY	JR		Ohio State	12.63m	41-5½	4/2
2	Samia TAYLOR	SO		Milwaukee	12.52m	41-1	4/8
3	Shnell WISHART	FR		Eastern Michigan	12.32m	40-5	4/8
3	Jordan HELGREN	JR		Wisconsin	12.32m	40-5	4/1
5	Ashley HUNAUT	SR		Western Michigan	12.26m	40-2¾	4/8
6	Heather PARRISH	SR		Wright State	12.20m	40-½	4/8
7	Reigna PIERCE	SR		Milwaukee	12.08m	39-7¾	4/8
8	Alyssa DAVIS	SR		Marquette	12.00m	39-4½	4/1

#### Mid-Atlantic

1	Christina EPPS	SO		Coppin State	12.41m	40-8¾	4/9
2	Tanaya LLOYD	JR		Penn State	12.37m	40-7	4/1
3	Catherine OKOUKONI	JR		Penn	12.19m	40-0	4/2
3	Samantha FRANCIS	FR		Villanova	12.19m	40-0	3/31
5	Anita JAMES	SR		Pittsburgh	12.18mw	9-11½	3/17
6	Nohjay NIMPSON	SR		Saint Joseph's	12.09m	39-8	4/9
7	Jasia RICHARDSON	FR		Marshall	12.08m	39-7¾	3/23
8	Ashley CORUM	FR		Pittsburgh	12.04m	39-6	3/25
8	Imani OLIVER	FR		Princeton	12.04m	39-6	4/2

#### Midwest

1	Andrea GEUBELLE	SO		Kansas	12.93mw	42-5¼	4/6
2	TiAra WALPOOL	JR		Kansas State	12.83mw	42-1¼	4/6
3	Kimsue GRANT	SO		Missouri State	12.65m	41-6	4/8
4	Brittney CLOUDY	JR		Saint Louis	12.61m	41-4¾	4/9
5	Clarissa ANDREWS	SR		Oklahoma State	12.59mw	41-3¾	4/6
6	Tara KORSHOJ	SO		Nebraska	12.40m	40-8¾	4/9
7	Jasmine SIMMONS	SR		Oklahoma	12.25m	40-2¼	4/7
8	Mara GRIVA	FR		Nebraska	12.21m	40-¾	4/9

#### Mountain

1	Deanna YOUNG	SR		New Mexico	13.00mw	42-8	4/1
2	Deborah AMOAH	SO		Nevada	12.42m	40-9	4/2
3	Amber ANDERSON	SR		Northern Arizona	12.31mw	40-4¾	4/1
4	Elizabeth WILSON	SO		BYU	12.01mw	39-5	3/25
5	Kassie GURNELL	FR		Air Force	11.92m	39-1¼	4/1
6	Meaghann PEAK	JR		Colorado State	11.71mw	38-5	4/2
7	Emily MOORE	FR		Wyoming	11.63mw	38-2	4/2
8	Liz NICKLES	SO		Northern Colorado	11.53m	37-10	4/2

#### Northeast

1	Rachel BIBLO	SR		Brown	12.71m	41-8½	4/7
2	Gabriela BAITER	SR		Brown	12.48m	40-11½	4/7
3	Jessie GAINES	JR		Long Island	12.44m	40-9¾	4/9
4	Queen OKEKE	SO		Columbia	12.31m	40-4¾	4/7
5	Danay SPENCER	SR		Long Island	12.24m	40-2	4/9
6	Jesse LABRECK	JR		Maine	12.20m	40-½	4/9
7	Tiffany DAWSON	SO		Wagner	12.13m	39-9¾	3/25
8	Ieva STAPONKUTE	JR		Syracuse	12.12m	39-9¾	4/7

#### South

1	Kim WILLIAMS	SR		Florida State	14.25mw	46-9	4/6
2	Colleen FELIX	JR		Georgia	13.58m	44-6¾	4/8
3	Ganna DEMYDOVA	JR		Southern Miss	13.49mw	44-3¾	4/6
4	Maria AUGUTIS	SO		Georgia	12.92m	42-4¾	4/8
5	Michelle JENIJE	JR		Florida State	12.86mw	42-2¼	4/6
6	Saniel ATKINSON	SO		Georgia	12.84mw	42-1¼	4/8
7	LaTroya DARRELL	SR		Georgia	12.83m	42-1¼	4/8
8	Rochelle FARQUHARSON	FR		Mississippi State	12.72mw	41-8¾	4/6

#### South Central

1	Jessica UBANYIONWU	JR		Baylor	13.07mw	2-10¾	4/6
2	Melissa OGBOURNE	SR		LSU	13.05mw	42-9¾	3/25
3	Jasmine MANUEL	JR		Louisiana-Lafayette	12.77mw	1-10¾	4/6
4	Sasha-Kay MATTHIAS	SR		Texas A&M	12.66m	41-6¾	3/17
5	Sarah AGARA	SR		Rice	12.59mw	41-3¾	4/6
6	Melissa MAYS	FR		Texas A&M	12.58m	41-3¾	4/2
7	Tiffany PETERS	SR		Texas A&M	12.51m	41-½	4/6
8	Michelle OGASHI	JR		Southeastern Louisiana	12.50m	41-¾	4/2

#### Southeast

1	Patricia MAMONA	SR		Clemson	13.82mw	45-4¾	4/6
2	April SINKLER	JR		Clemson	13.08m	42-11	4/6
3	Radiance BASDEN	JR		South Carolina	12.74m	41-9¾	4/8
4	Namatirai Grace MAVUGARA	JR		George Mason	12.50m	41-¾	4/1
5	Jasmine BRUNSON	SO		Clemson	12.40m	40-8¾	4/6
6	Whitney ROSE	SO		Virginia	12.38m	40-7½	4/8
7	Erin BROOKS	JR		Wake Forest	12.37m	40-7	4/8
8	Michelle NEWMAN	JR		North Carolina	12.31m	40-4¾	3/25

#### West

1	Tracey STEWART	SR		California	13.25mw	43-5¾	4/6
2	Allison WILDER	SR		UC Riverside	13.12m	43-½	3/5
3	Alitta BOYD	SO		Southern California	13.07m	42-10¾	4/6
4	Jasmine PICKETT	SR		Cal Poly	12.83m	42-1¼	4/2
5	Natalia WRIGHT	JR		Sacramento State	12.74m	41-9¾	3/26
6	Madara APINE	JR		Hawai'i	12.71m	41-8½	4/7
7	Whitney LIEHR	SR		Stanford	12.65m	41-6	4/9
8	Shanieka THOMAS	FR		San Diego State	12.58m	41-3¾	3/26

USTFCCCA Non-Member

Will NOT be ranked, beginning Week 2



# USTFCCCA NCAA Division I Regional Index

## 2011 Outdoor, Week #2

as of 4/11/2011 5:56:07 PM

### Women's Shot Put

#### Great Lakes

1	Faith SHERRILL	SR		Indiana	17.49m	57-4%	4/9
2	Stacey WANNEMACHER	SR		Purdue	16.13m	52-11	3/26
3	Rudy ATANG	SR		Notre Dame	15.69m	51-5%	3/25
4	Taylor SMITH	SO		Wisconsin	15.33m	50-3%	4/1
5	Allison LISKE	JR		Michigan	15.32m	50-3%	3/19
6	Alexandra ROBERTS	JR		Miami (Ohio)	15.20m	49-10%	4/8
7	Jasmine BOYER	SO		Wisconsin	15.19m	49-10	3/17
8	Joh'vonnie MOSLEY	FR		Kent State	15.14m	49-8%	4/8

#### Mid-Atlantic

1	Vanessa HENRY	JR		UMES	16.15m	53-0	4/1
2	Thanithia BILLINGS	SR		Princeton	15.22m	49-11%	4/9
3	Ranita MEALER	FR		Morgan State	14.26m	46-9%	4/1
3	Moriah YOUNG	SO		Maryland	14.26m	46-9%	4/1
5	Amanda DELLER	SO		UMBC	14.22m	46-8	3/31
6	Natalie CLICKETT	SR		Rutgers	14.10m	46-3%	4/9
7	Jane SWENSON	JR		Penn State	14.03m	46-½	4/9
8	Ashley ADAMS	SO		Duquesne	13.98m	45-10%	4/8

#### Midwest

1	Karen SHUMP	SO		Oklahoma	17.36m	46-11%	4/7
1	Tia BROOKS	SO		Oklahoma	17.36m	46-11%	4/7
3	Jeneva MCCALL	JR		Southern Illinois	16.33m	53-7	4/9
4	Gwen BERRY	SR		Southern Illinois	15.94m	52-3%	4/1
5	Brittany SMITH	SO		Illinois State	15.41m	50-6%	3/31
6	Amanda LATSCH	SR		Nebraska	15.27m	50-1%	4/2
7	Victoria ZIEGLER	JR		Illinois State	14.94m	49-¼	4/8
8	Annie JACKSON	FR		Nebraska	14.83m	48-8	4/2

#### Mountain

1	Ifeatu OKAFOR	SO		Texas Tech	16.40m	53-9%	3/26
2	Kelly CLOSSE	JR		Texas Tech	15.77m	51-9	4/6
3	Jessica BUSH	FR		Northern Arizona	14.90m	48-10%	3/18
4	Kayla KOVAR	FR		Southern Utah	14.68m	48-2	4/9
5	Spela HUS	JR		Utah State	14.64m	48-½	3/18
6	Nikkie RUDDER	SO		Utah	14.39m	47-2½	3/25
7	Amanda MURPHY	JR		Montana State	14.24m	46-8%	4/1
8	Ashley HUTCHINSON	JR		Wyoming	14.11m	46-3%	4/1

#### Northeast

1	Rebecca O'BRIEN	SO		Buffalo	16.38m	53-9	4/6
2	Rachel ROBERTS	SO		Buffalo	15.36m	50-4%	4/2
3	Tynisha MCMILLIAN	SR		Connecticut	14.60m	47-11	4/2
4	Brynn SMITH	SR		Brown	14.49m	47-6%	4/2
5	Althea CHARLES	SR		Northeastern	14.27m	46-10	4/8
6	Shannon WATT	SO		Harvard	13.86m	45-5%	3/16
7	Carol CRESS	JR		Sacred Heart	13.85m	45-5%	4/9
8	Victoria IMBESI	SO		Cornell	13.79m	45-3	3/19

#### South

1	Annie ALEXANDER	JR		Tennessee	17.62m	57-9%	4/2
2	Hilenn JAMES	FR		Georgia	16.14m	52-11½	4/1
3	Betty WILLIAMS	SR		Mississippi	15.99m	52-5%	4/1
4	Wilamena HOPKINS	SO		Alabama	15.88m	52-1%	4/8
5	Kamorean HAYES	JR		Florida State	15.58m	51-1%	4/1
6	Fidela JAMES	JR		Florida	15.56m	51-¾	4/1
7	Marina VOJINOVIC	JR		Memphis	15.41m	50-6%	3/25
8	Allyn LAUGHLIN	SR		Florida State	15.39m	50-6	4/8

#### South Central

1	Skylar WHITE	SO		Baylor	17.16m	56-3%	3/25
2	Simone DU TOIT	JR		SMU	16.64m	54-7%	4/2
3	Helen UBABUIKE	SO		Texas	16.12m	52-10%	4/6
4	Trecey REW	SR		Northwestern State	15.94m	52-3%	4/2
5	Kelsey SAMUELS	SO		TCU	15.81m	51-10%	4/2
6	Amanda VAN DYKE	JR		Texas	15.77m	51-9	3/25
7	Kaitlyn ANDREWS	SR		Stephen F. Austin	15.76m	51-8%	3/25
8	Lakeitha ELMORE	SR		ULM	15.33m	50-3%	4/6

#### Southeast

1	Michelle ANUMBA	FR		Duke	16.41m	53-10%	4/1
2	D'Ana MCCARTY	SR		Louisville	16.25m	53-3%	4/1
3	Khadija ABDULLAH	JR		Louisville	16.23m	53-3	4/9
4	Samira BURKHARDT	FR		Virginia Tech	16.17m	53-¾	4/1
5	Amashi-Ali KENDALL	SO		Louisville	15.67m	51-5	4/1
6	Chinwe OKORO	SR		Louisville	15.65m	51-4%	4/9
7	Lawanda HENRY	JR		NC State	15.16m	49-9	4/1
8	Emily VANNOY	SO		Virginia	15.02m	49-3%	4/8

#### West

1	Julie LABONTE	SO		Arizona	17.71m	58-1%	4/6
2	Alyssa HASSLEN	SO		Arizona	17.10m	56-1%	3/18
3	Anna JELMINI	FR		Arizona State	17.00m	55-9%	4/7
4	Baillie GIBSON	FR		Arizona	16.92m	55-6%	4/6
5	Whitney ASHLEY	JR		San Diego State	15.39m	50-6	3/17
6	Chid ONYEWUENYI	SR		UC Davis	15.35m	50-4%	4/2
7	Marissa MINDERLER	SR		Southern California	15.31m	50-2%	3/12
8	Rosario SANCHEZ	JR		Fresno State	15.28m	50-1%	3/5

USTFCCCA Non-Member

Will NOT be ranked, beginning Week 2



# USTFCCCA NCAA Division I Regional Index

## 2011 Outdoor, Week #2

as of 4/11/2011 5:56:08 PM

### Women's Discus

#### Great Lakes

1	Beth ROHL	SO		Michigan State	53.24m	174-8	4/1
2	Terri ANDERSON	JR		Purdue	52.92m	173-7	3/26
3	Kelsey HANLEY	SR		Indiana State	52.63m	172-8	3/31
4	Erin PENDLETON	SO		Michigan	51.89m	170-3	3/18
5	Sarah MORRIS	SR		Western Michigan	51.55m	169-1	3/31
6	Taylor SMITH	SO		Wisconsin	50.79m	166-7	3/17
7	Ashley LAWRENCE	SR		Michigan State	50.37m	165-3	4/7
8	Melissa KURZDORFER	FR		Kent State	49.69m	163-0	4/1

#### Mid-Atlantic

1	Kristen BATTS	SR		Maryland	48.63m	159-6	3/25
2	Natalie CLICKE	SR		Rutgers	46.54m	152-8	3/18
3	Lauren ALLAM	FR		Navy	46.31m	151-11	3/26
4	Ashley ADAMS	SO		Duquesne	46.29m	151-10	3/31
5	Taylor MCNALLY	FR		Penn State	45.27m	148-6	4/9
6	Jane SWENSON	JR		Penn State	44.61m	146-4	4/9
7	Gwen STECKEL	SO		Lafayette	42.98m	141-0	4/10
8	Vanessa HENRY	JR		UMES	42.78m	140-4	4/9

#### Midwest

1	Brittany BORMAN	JR		Oklahoma	56.44m	185-2	4/8
2	Nicole TZANAKIS	SR		Minnesota	54.88m	180-0	4/8
3	Jessica MAROSZEK	FR		Kansas	54.05m	177-4	4/6
4	Jeneva MCCALL	JR		Southern Illinois	53.73m	176-3	4/9
5	Karen SHUMP	SO		Oklahoma	52.84m	173-4	4/8
6	Samantha MUSIL	SR		Nebraska	52.32m	171-8	4/2
7	Morgan WILKEN	SO		Nebraska	50.88m	166-11	3/25
8	Majesty TUTSON	SO		Iowa	50.87m	166-10	4/7

#### Mountain

1	Ifeatu OKAFOR	SO		Texas Tech	53.05m	174-0	4/2
2	Jessica SHARBONO	FR		Colorado State	52.51m	172-3	4/8
3	Kelly CLOSSE	JR		Texas Tech	52.14m	171-0	4/6
4	Paige BLACKBURN	JR		Air Force	49.43m	162-2	4/7
5	Constance MCALMAN	SR		Nevada	49.19m	161-4	4/7
6	Elizabeth JOHNSON	SO		Colorado State	47.67m	156-4	4/2
7	Shannon PRINCE	SR		Utah State	47.62m	156-3	3/18
8	Kayla KOVAR	FR		Southern Utah	47.29m	155-2	4/1

#### Northeast

1	Rebecca O'BRIEN	SO		Buffalo	52.82m	173-3	4/2
2	Victoria BUHR	SO		Brown	48.70m	159-9	4/2
3	Tynisha MCMILLIAN	SR		Connecticut	46.67m	153-1	4/7
4	Catherine COXON	JR		Albany	45.89m	150-6	3/25
5	Shant'e WHITE	JR		Buffalo	45.62m	149-8	3/18
6	Cassie SCHWEIGHOFER	SR		Cornell	44.42m	145-9	4/9
7	Shannon WATT	SO		Harvard	44.41m	145-8	4/9
8	Erin MILLER	SO		Buffalo	43.92m	144-1	4/2

#### South

1	Annie ALEXANDER	JR		Tennessee	55.06m	180-7	3/25
2	Betty WILLIAMS	SR		Mississippi	53.92m	176-11	3/26
3	Keely MEDEIROS	JR		Florida	52.82m	173-3	4/1
4	Ashley MILLER	SO		Florida	51.33m	168-5	3/25
5	Rachel TRAVIS	SR		Georgia	48.32m	158-6	4/8
6	Christina RAPHAEL	SR		Florida International	47.29m	155-2	3/25
7	Yolanda BERRYHILL	SR		Georgia State	46.78m	153-5	3/25
7	Lauren NOE	JR		USF	46.78m	153-5	3/18

#### South Central

1	Simone DU TOIT	JR		SMU	58.81m	192-11	4/2
2	Samia STOKES	JR		LSU	54.05m	177-4	3/18
3	Skylar WHITE	SO		Baylor	53.66m	176-0	4/2
4	Okwukwe OKOLIE	JR		Texas	53.34m	175-0	3/25
5	Trecey REW	SR		Northwestern State	53.24m	174-8	3/25
6	Jiovanna MARTINEZ	SR		Texas State	50.11m	164-5	4/2
7	Ashlee SMITH	SO		McNeese State	49.71m	163-1	3/18
8	Julia AGAWU	SO		Arkansas State	48.89m	160-5	4/1

#### Southeast

1	Mary ANGELL	SR		Kentucky	51.34m	168-5	4/1
2	D'Ana MCCARTY	SR		Louisville	50.73m	166-5	4/1
3	Aimee KODAT	SR		South Carolina	50.12m	164-5	3/17
4	Brittany HAMPTON	JR		NC State	49.95m	163-10	4/8
5	Erin WYKOFF	JR		Virginia	49.79m	163-4	4/8
6	Laura IGAUNE	SR		Western Kentucky	49.58m	162-8	4/9
7	Khadija ABDULLAH	JR		Louisville	49.15m	161-3	4/9
8	Chinwe OKORO	SR		Louisville	48.17m	158-0	4/9

#### West

1	Anna JELMINI	FR		Arizona State	60.49m	198-5	3/25
2	Baillie GIBSON	FR		Arizona	53.38m	175-1	4/6
3	Alyssa HASSLEN	SO		Arizona	51.22m	168-0	3/18
4	Julie LABONTE	SO		Arizona	50.66m	166-2	3/18
5	Taylor FREEMAN	SO		Arizona	50.54m	165-9	4/6
6	Cj NAVARRO	JR		Arizona State	50.45m	165-6	4/7
7	Ashley KENNEY	JR		Washington State	50.04m	164-2	4/2
8	Whitney ASHLEY	JR		San Diego State	49.97m	163-11	3/26

USTFCCCA Non-Member

Will NOT be ranked, beginning Week 2



# USTFCCCA NCAA Division I Regional Index

## 2011 Outdoor, Week #2

as of 4/11/2011 5:56:11 PM

### Women's Hammer Throw

#### Great Lakes

1	Felisha JOHNSON	SO		Indiana State	61.14m	200-7	4/8
2	Beth ROHL	SO		Michigan State	59.94m	196-8	4/7
3	Melissa KURZDORFER	FR		Kent State	59.31m	194-7	4/1
4	Kelsey HANLEY	SR		Indiana State	58.86m	193-1	4/8
5	Mallory BARNES	SR		Dayton	58.42m	191-8	4/8
6	Valerie WERT	SR		Akron	57.50m	188-7	4/6
7	Alexis THOMAS	SO		Ohio State	57.17m	187-6	4/2
8	Stacey WANNEMACHER	SR		Purdue	56.47m	185-3	4/7

#### Mid-Atlantic

1	Emma RUGGIERO	SR		Princeton	59.21m	194-3	4/2
2	Kristen BATTIS	SR		Maryland	55.00m	180-5	3/25
3	Symmone FISHER	JR		Monmouth	54.72m	179-6	3/25
4	Amanda PHELPS	JR		Navy	53.96m	177-0	4/8
5	Moriah YOUNG	SO		Maryland	53.35m	175-0	3/25
6	Thanithia BILLINGS	SR		Princeton	53.34m	175-0	4/2
7	Emily SETTLE	SR		Lehigh	53.12m	174-3	4/10
8	Jessie ECHARD	JR		Maryland	52.73m	173-0	3/25

#### Midwest

1	Jeneva MCCALL	JR		Southern Illinois	66.56m	218-4	4/1
2	Gwen BERRY	SR		Southern Illinois	64.73m	212-4	4/9
3	Erin ATKINSON	FR		Southern Illinois	60.46m	198-4	4/9
4	Britta CHRISTOFFERSON	SR		Iowa State	59.65m	195-8	4/7
5	Olga CIURA	SR		Southern Illinois	59.63m	195-7	4/9
6	Samantha MUSIL	SR		Nebraska	57.72m	189-4	4/9
7	Brooke GARNER	SO		South Dakota State	57.27m	187-10	4/9
8	Melissa FRASER	JR		DePaul	56.82m	186-5	4/7

#### Mountain

1	Terran ALEXANDER	SR		UTEP	60.88m	199-9	4/6
2	Constance MCALMAN	SR		Nevada	56.86m	186-6	4/7
3	Amanda MURPHY	JR		Montana State	56.50m	185-4	4/1
4	Cassandra WOODALL	JR		BYU	56.15m	184-2	4/7
5	Tipaleli FOTU	SR		BYU	55.98m	183-8	4/7
6	Anneli STAHL	SO		Utah	55.78m	183-0	4/1
7	Kenisha THROUGHSSINGH	JR		Colorado State	55.16m	180-11	4/7
8	Ashley HUTCHINSON	JR		Wyoming	54.48m	178-9	4/8

#### Northeast

1	Althea CHARLES	SR		Northeastern	59.28m	194-6	4/2
2	Crystal BOURQUE	SR		Rhode Island	58.47m	191-10	3/25
3	Shant'e WHITE	JR		Buffalo	58.41m	191-7	3/18
4	Brynn SMITH	SR		Brown	57.09m	187-3	4/2
5	Athalia SMITH	JR		Sacred Heart	55.19m	181-1	3/25
6	Kadine JOHNSON	SR		Albany	54.98m	180-4	3/19
7	Lacey CRAKER	SO		Brown	54.80m	179-9	4/7
8	Erin ROSSI	JR		Cornell	52.31m	171-7	3/19

#### South

1	Nikola LOMNICKA	JR		Georgia	63.70m	209-0	3/25
2	Juliana SMITH	SR		Mississippi	61.86m	202-11	4/1
3	Angelica HOWARD	JR		Alabama	56.76m	186-2	3/24
3	Alesha ASIJE	SR		Georgia	56.76m	186-2	4/1
5	Latifah JOHNSON	JR		South Alabama	56.19m	184-4	4/8
6	Lauren NOE	JR		USF	55.58m	182-4	3/18
7	Ronnisha HALL	SR		Jacksonville	54.19m	177-9	3/25
8	Laquoya KELLY	JR		Tennessee	53.71m	176-2	3/25

#### South Central

1	Ayla GILL	JR		SMU	61.70m	202-5	3/18
2	Brieanna KENNEDY	JR		LSU	56.18m	184-4	4/6
3	Karen HENNING	FR		LSU	55.82m	183-1	4/6
4	Katie BRAGG	SO		UTSA	54.28m	178-1	4/6
5	Samia STOKES	JR		LSU	53.72m	176-3	4/2
6	DeJon GRIFFIN	SR		Northwestern State	53.35m	175-0	3/12
7	Trecey REW	SR		Northwestern State	52.33m	171-8	3/18
8	Tina ROBINSON	SR		Rice	51.69m	169-7	3/25

#### Southeast

1	Dorotea HABAZIN	SR		Virginia Tech	65.30m	214-3	3/25
2	Laura IGAUNE	SR		Western Kentucky	63.07m	206-11	4/1
3	D'Ana MCCARTY	SR		Louisville	58.10m	190-7	4/9
4	Monteka FLOWERS	JR		Western Kentucky	57.12m	187-5	4/9
5	Maegan LEWIS	SR		East Carolina	57.09m	187-3	3/18
6	Lawanda HENRY	JR		NC State	55.01m	180-5	4/1
7	Zakiyyah STEWART	SR		Western Carolina	54.46m	178-8	4/9
8	Meaghan MCGOVERN	JR		Richmond	53.86m	176-8	3/31
8	Patrice GATES	FR		Louisville	53.86m	176-8	4/1

#### West

1	Amanda BINGSON	JR		UNLV	68.47m	224-7	3/18
2	Marissa MINDERLER	SR		Southern California	62.60m	205-4	3/19
3	Ida STORM	FR		UCLA	62.22m	204-1	4/2
4	Jenny OZORAI	FR		Southern California	62.12m	203-9	4/2
5	Chelsea CASSULO	JR		UNLV	61.50m	201-9	4/9
6	Gabby MIDLES	JR		Idaho	59.29m	194-6	4/2
7	Chid ONYEWUENYI	SR		UC Davis	58.96m	193-5	3/12
8	J'Quyra MONCUR-BLUE	SO		Fresno State	58.61m	192-3	4/7

USTFCCCA Non-Member

Will NOT be ranked, beginning Week 2



# USTFCCA NCAA Division I Regional Index

## 2011 Outdoor, Week #2

as of 4/11/2011 5:56:12 PM

### Women's Javelin

#### Great Lakes

1	Victoria PATERRA	FR		Miami (Ohio)	49.91m	163-9	3/25
2	Megan RENNHACK	JR		Wisconsin	47.13m	154-7	4/8
3	Maggie MULLEN	JR		Ohio State	46.55m	152-8	4/2
4	Sara OCZYPOK	SO		Kent State	42.88m	140-8	4/8
5	Elaina MEZZASALMA	FR		Wisconsin	42.50m	139-5	3/17
6	Jessica FLAX	JR		Wisconsin	39.55m	129-9	3/17
7	Lauren MCCULLOUGH	SO		Ohio	39.39m	129-2	3/17
8	Amanda CHAMBLEE	FR		Notre Dame	38.89m	127-7	4/9

#### Mid-Atlantic

1	Karlee MCQUILLEN	SR		Penn State	48.78m	160-0	4/1
2	Laura RYCEK	SR		Bucknell	47.20m	154-10	3/26
3	Laura LOHT	FR		Penn State	46.15m	151-5	4/1
4	Rachel KOTULA	FR		Robert Morris	45.77m	150-2	3/18
5	Julia ARDUINI	JR		Villanova	45.44m	149-1	3/26
6	Kaitchen DEARBORN	FR		Penn State	45.38m	148-10	4/1
7	Alexandra HUNSBERGER	FR		Lafayette	43.89m	144-0	3/17
8	Mary WILKS	SR		Monmouth	43.69m	143-4	4/7

#### Midwest

1	Brittany BORMAN	JR		Oklahoma	51.81m	169-11	4/7
2	Ali PISTORA	SR		Kansas State	50.81m	166-8	4/8
3	Melissa FRASER	JR		DePaul	49.57m	162-7	3/25
4	Samantha ESPIRICUETA	SR		SE Missouri State	48.69m	159-9	3/18
5	Heather BERGMANN	SO		Kansas	48.56m	159-4	3/19
6	Chantae MCMILLAN	SR		Nebraska	47.81m	156-10	4/9
7	Alanna KOVACS	JR		DePaul	47.59m	156-1	3/25
8	Leigh PETRANOFF	JR		Illinois State	47.57m	156-1	3/31

#### Mountain

1	Sabine KOPPLIN	FR		Nevada	51.59m	169-3	4/2
2	Laura MACAULEY	JR		UTEP	48.47m	159-0	3/26
3	Amber FREEMAN	SO		BYU	46.09m	151-2	3/25
4	Marissa HAMMOND	SR		Nevada	45.63m	149-8	4/7
5	Tiffany HELLSTROM	SO		Weber State	44.15m	144-10	4/1
6	Allyson WARDELL	SO		BYU	42.48m	139-4	3/17
7	Aubri SALAZAR	SO		BYU	41.72m	136-10	4/1
8	Sarah NICHOLS	JR		Nevada	41.44m	135-11	3/12

#### Northeast

1	Hannah MAYER	FR		Harvard	46.88m	153-9	3/16
2	Victoria IMBESI	SO		Cornell	46.80m	153-6	3/19
3	Kathryn WESTON	SR		Buffalo	45.62m	149-8	3/18
4	Jessica BOND	JR		Maine	45.17m	148-2	4/9
5	Nika OUELLETTE	FR		Vermont	45.00m	147-7	4/9
6	Niina AL-HASSAN	FR		Brown	44.46m	145-10	4/2
7	Emma CROWCROFT	SO		Connecticut	43.77m	143-7	4/7
8	Alexandra KROUS	SR		Maine	43.70m	143-4	4/3

#### South

1	Megan AUSTIN	SR		Alabama	48.88m	160-4	3/24
2	Colleen FELIX	JR		Georgia	47.62m	156-3	3/25
3	Casey WAGNER	JR		USF	47.57m	156-1	3/18
4	Chelsea WHALEN	FR		Florida State	45.46m	149-1	3/4
5	Holly KANE	SR		Tennessee	43.62m	143-1	3/25
6	Megan HORNE	FR		Florida International	43.59m	143-0	3/17
7	Suzee MILLS	SO		Kennesaw State	43.00m	141-1	3/18
8	Sarah CANTER	JR		USF	42.47m	139-4	4/6

#### South Central

1	Ana RUZEVIC	JR		Tulane	51.37m	168-6	3/9
2	Emalie HUMPHREYS	SR		Texas A&M	49.15m	161-3	4/6
3	Annie SIMONEAUX	FR		LSU	46.10m	151-3	3/25
4	Aly DAILY	JR		Texas A&M	45.39m	148-11	3/25
5	Bonnie RICHARDSON	SO		Texas A&M	44.92m	147-4	4/6
6	Chelsey STEELE	SO		Southeastern Louisiana	44.70m	146-8	3/18
7	Abbey KARIN	FR		LSU	44.24m	145-1	4/2
8	Aja SCOTT	SO		Nicholls State	44.05m	144-6	3/18

#### Southeast

1	Heather ROUSH	SR		Richmond	48.08m	157-9	3/25
2	Andrea HOPKINS	SO		Duke	47.80m	156-10	3/25
3	Amy MATULEWICZ	JR		Duke	47.14m	154-8	4/1
4	Deborah MATTERN	SR		Coastal Carolina	46.03m	151-0	4/8
5	Nicole TOZZI	JR		East Carolina	45.45m	149-1	3/18
6	Tara KARIN	JR		Virginia	45.30m	148-7	4/1
7	Jenna WARGO	FR		Louisville	44.61m	146-4	4/9
8	Shannon SULLIVAN	SO		Duke	44.53m	146-1	4/1

#### West

1	Marissa TSCHIDA	SR		Washington State	53.90m	176-10	3/19
2	Amanda PETERSON	SO		Washington	53.09m	174-2	4/9
3	Courtney KIRKWOOD	JR		Washington State	52.94m	173-8	3/19
4	Tara ROSS	SR		Long Beach State	49.69m	163-0	3/26
5	Eda KARE SIN	SR		Stanford	49.44m	162-2	3/5
6	Randi HICKS	SR		Long Beach State	48.75m	159-11	3/26
7	Marissa MINDERLER	SR		Southern California	46.81m	153-7	4/2
8	Emily KERSTING	SO		Sacramento State	46.18m	151-6	4/2

USTFCCA Non-Member

Will NOT be ranked, beginning Week 2



# USTFCCCA NCAA Division I Regional Index

## 2011 Outdoor, Week #2

as of 4/11/2011 5:56:13 PM

### Women's Heptathlon

#### Great Lakes

1	Jessica FLAX	JR		Wisconsin	5,162	3/17
2	Deanna LATHAM	FR		Wisconsin	4,869	3/17
3	Brittany CHEESE	SO		Akron	4,817	4/6
4	Maddie BUTTINGER	JR		Notre Dame	4,682	3/24
5	Shelby SCHAAL	SO		Milwaukee	4,626	3/31
6	Kaitlyn GOOD	FR		Cincinnati	4,486	4/1
7	Kylie KOPP	SO		Wright State	4,443	4/1
8	Alana GRAY	SR		Ohio State	4,425	3/31

#### Mid-Atlantic

1	Chelsea CARRIER	JR		West Virginia	5,927	4/6
2	Katelyn WILLIAMS	SR		West Virginia	4,699	4/6
3	Lindsey WALSH	JR		Monmouth	4,622	4/7
4	Brooke ASTOR	FR		Lehigh	4,207	3/24
5	Krysta PORTERLOTT	SR		Navy	3,877	3/26
6	Ashley AITKEN	JR		Navy	3,838	3/26
7	Jessica COOKE	SO		Towson	3,803	4/1
8	Ashley ROBINSON	SR		Navy	3,471	3/26

#### Midwest

1	Ryann KRAIS	JR		Kansas State	5,848	4/6
2	Tanya FRIESEN	SO		Wichita State	5,112	3/24
3	Whitney CARLSON	SR		North Dakota State	5,072	4/6
4	Rebecca NEVILLE	SO		Kansas	5,000	4/6
5	Sarah GILBERT	JR		Wichita State	4,622	3/24
6	Witney SORELL	JR		Wichita State	4,621	3/24
7	Jamie PRUTER	SR		Wichita State	4,273	3/24
8	Jessi COLLINS	FR		Saint Louis	3,998	4/1

#### Mountain

1	Lindsey HALL	SO		Montana	5,169	4/7
2	CHARI HAWKINS	FR		Utah State	4,948	3/31
3	Brianna LEROY	JR		Utah	4,868	3/31
4	Marine MENEZ	JR		UTEP	4,834	4/6
5	Tiera ZAUGG-HANSEN	SR		Utah Valley	4,623	4/7
6	Sasha BUYLOVA	SR		Idaho State	4,509	4/7
7	Sophia WAGNER	JR		Colorado State	4,464	3/31
8	Holly ODNEAL	SO		Colorado	4,454	3/31

#### Northeast

1	Kelsey RUBEOR	JR		Syracuse	5,337	3/24
2	Allison BARWISE	SO		Boston University	4,778	4/6
3	Nicole SLIVA	JR		Harvard	4,433	3/16
4	Christine REED	JR		Harvard	4,405	3/16
5	Mary HIRST	SO		Harvard	4,346	3/16
6	Priscilla TROJANO	JR		Dartmouth	4,309	3/17
7	Karen SCHILLINGER	JR		Cornell	4,297	4/9
8	Rachel PALLIN	JR		Dartmouth	3,988	3/17

#### South

1	Kaylon EPPINGER	JR		Alabama	5,499	3/24
2	Brittany HARRELL	FR		Florida	5,141	4/6
3	Brittany BOZEMAN	SO		Mississippi	4,846	3/24
4	Fabia MCDONALD	FR		Mississippi	4,803	3/24
5	Lindsay SCHWARTZ	JR		South Alabama	4,778	3/23
6	Tyrisha CHAMBERS	SO		Alabama State	4,546	3/24
7	Naomi MACK	JR		Kennesaw State	4,458	3/24
8	Nicole CUMMINGS	FR		Miami (Fla.)	4,404	3/18

#### South Central

1	Daphne FITZPATRICK	SR		Texas A&M	5,638	4/6
2	Makeba ALCIDE	SO		Arkansas	5,543	4/6
3	Lisa EGARTER	FR		SMU	5,116	4/6
4	Leah ORLEY	SO		Arkansas	5,032	4/6
5	Megan FRAUSTO	SO		Houston	5,004	4/6
6	Katherine EVANS	SR		Texas State	4,969	4/6
7	Ari INCE	SR		Rice	4,713	3/16
8	Jessica SHADLEY	FR		Baylor	4,507	4/6

#### Southeast

1	Christina MITCHELL	SO		Liberty	4,968	4/6
2	Krystle MATTHEWS	SR		Liberty	4,605	4/1
3	Patria NORMAN	JR		Charleston Southern	4,490	4/6
4	Isabel BOERSMA	SR		College Of Charlesto	4,423	3/17
5	Amanda DENGGER	FR		George Mason	4,338	3/17
6	Kristen HURLEY	FR		Gardner-Webb	4,223	3/24
7	Jennifer MONK	SO		James Madison	4,167	4/1
8	Gwen RICCO	SO		Wake Forest	4,166	4/1

#### West

1	Keia PINNICK	SO		Arizona State	5,455	3/31
2	Samantha HENDERSON	SR		Arizona State	5,424	3/31
3	Sherrina LOFTON	SR		Cal State Northridge	5,366	4/6
4	Allison REASER	FR		San Diego State	5,361	4/7
5	Desirae GONDER	SR		Cal State Northridge	5,294	4/6
6	Tatum SOUZA	FR		UCLA	4,927	4/7
7	Maureen AJOKU	SR		UC Santa Barbara	4,865	3/24
8	Mariah ROGERS	FR		Sacramento State	4,781	4/7

USTFCCCA Non-Member

Will NOT be ranked, beginning Week 2



# 2011 Outdoor, Week #2

## Women's Heptathlon