



2011 Outdoor Track & Field, Week #4

Only those who score >0.01 pts are shown
D denotes multiple-event rule in affect

MEN

1 **Texas A&M** ▲ 1
Big 12 Conference

Event	Scrd As	Athlete	Yr	Scored Mark	Date	Pl. Pts.	Bonus	TOTAL	
Scored bests come from CURRENT season									
▶ 100m	4	Gerald PHIRI	SR	10.06	4/6/11	24	1.88	25.88	
▶ 100m	6	Prezel HARDY, JR.	FR	10.13	4/23/11	20	1.25	21.25	
▶ 200m	6	Demetrius PINDER	SR	20.54	3/17/11	D 20	1.46	3.46	
▶ 200m	18	Prezel HARDY, JR.	FR	20.74	4/2/11	4	0.47	4.47	
▶ 200m	25	Gerald PHIRI	SR	20.78	4/16/11	0.95	0.35	1.30	
▶ 200m	27	Tabarie HENRY	SR	20.79w	4/16/11	0.85	0.34	1.19	
▶ 200m	51	Tran HOWELL	SR	20.97	4/2/11	0.02	0.02	0.02	
▶ 400m	1	Tabarie HENRY	SR	44.83	4/2/11	30	2.98	32.98	
▶ 400m	2	Demetrius PINDER	SR	45.06	4/2/11	28	2.45	30.45	
▶ 400m	7	Bryan MILLER	SR	45.49	4/2/11	18	1.47	19.47	
▶ 400m	27	Michael PREBLE	JR	46.41	4/16/11	0.85	0.29	1.14	
▶ 400m	28	Joey ROBERTS	JR	46.42	4/2/11	0.8	0.28	1.08	
▶ 800m	9	Michael PREBLE	JR	1:48.12	3/25/11	14	0.93	14.93	
▶ 800m	12	Joey ROBERTS	JR	1:48.17	3/25/11	9	0.89	9.89	
▶ 800m	28	Oscar RAMIREZ	JR	1:49.27	4/16/11	0.8	0.27	1.07	
▶ H110	15	Wayne DAVIS II	FR	13.71	4/23/11	6	0.70	6.70	
▶ 4x100	1	Howell, Phiri, Bryan, Hardy, Jr.		38.71	4/6/11	30	3.18	33.18	
▶ 4x400	1	Miller, Henry, Preble, Pinder		3:00.45	4/6/11	30	3.92	33.92	
▶ HJ	17	Cameron ALEXANDER	SO	2.15m	7-½	4/16/11	4.5	0.28	4.78
▶ HJ	17	Tyler LEE	FR	2.15m	7-½	3/25/11	4.5	0.28	4.78
▶ LJ	2	Melvin ECHARD	SR	8.09mw	26-6¼	4/6/11	28	2.87	30.87
▶ LJ	5	Tyron STEWART	SR	7.94m	26-¾	4/23/11	22	1.66	23.66
▶ TJ	2	Julian REID	SR	16.68mw	54-8¾	4/6/11	28	4.04	32.04
▶ DISC	48	Ben SKRLA		53.48m	175-5	4/23/11	0.05	0.00	0.05
▶ HT	46	Casey STRONG	SO	60.58m	198-9	4/16/11	0.1	0.00	0.10
▶ JAV	3	Sam HUMPHREYS	SO	76.73m	251-9	4/6/11	26	2.90	28.90
Team Total								367.57	

2 **LSU** ▲ 3
Southeastern Conference

Event	Scrd As	Athlete	Yr	Scored Mark	Date	Pl. Pts.	Bonus	TOTAL	
Scored bests come from CURRENT season									
▶ 100m	16	Gabriel MVUMVURE	SR	10.23	4/2/11	5	0.66	5.66	
▶ 100m	17	Rynell PARSON	FR	10.24w	4/6/11	4.5	0.60	5.10	
▶ 100m	19	Horatio WILLIAMS	JR	10.25	4/2/11	3.5	0.54	4.04	
▶ 200m	5	Riker HYLTON	JR	20.53w	4/23/11	22	1.51	23.51	
▶ 200m	11	Gabriel MVUMVURE	SR	20.67	4/16/11	10	0.76	10.76	
▶ 200m	11	Horatio WILLIAMS	JR	20.67	4/2/11	10	0.76	10.76	
▶ 200m	30	Tristan WALKER	SR	20.81	4/16/11	0.7	0.30	1.00	
▶ 400m	8	Caleb WILLIAMS	SO	45.61	4/2/11	16	1.22	17.22	
▶ 400m	17	Riker HYLTON	JR	45.93	4/16/11	D 4.5	0.75	2.75	
▶ 400m	30	Ade ALLEYNE-FORTE	JR	46.53	4/23/11	0.7	0.20	0.90	
▶ 400m	46	Robert SIMMONS	JR	46.86	4/23/11	0.1	0.00	0.10	
▶ H110	1	Barrett NUGENT	JR	13.19w	4/6/11	30	3.58	33.58	
▶ 4x100	2	Nugent, Williams, Talley, Mvumvure		38.78	4/6/11	28	2.99	30.99	
▶ 4x400	3	Simmons, Alleyne-Forte, Hylton, Williams		3:02.23	4/6/11	26	2.93	28.93	
▶ PV	5	Marcus MCGEHEE	SR	5.38m	17-7¼	4/23/11	22	1.25	23.25
▶ LJ	6	Damar FORBES	SO	7.93mw	26-¾	4/23/11	20	1.60	21.60
▶ LJ	13	Zedric THOMAS	SR	7.76m	25-5¼	3/25/11	8	0.75	8.75
▶ LJ	23	Kyron BLAISE	JR	7.60m	24-11¼	4/2/11	1.5	0.24	1.74
▶ TJ	1	Zedric THOMAS	SR	17.05mw	55-11¼	4/23/11	30	5.73	35.73
▶ TJ	3	Kyron BLAISE	JR	16.24mw	53-3¼	4/6/11	26	2.03	28.03
▶ HT	8	Michael LAURO	JR	66.71m	218-10	4/23/11	16	1.18	17.18
▶ HT	11	Walter HENNING	SR	66.08m	216-9	4/2/11	10	0.91	10.91
▶ HT	43	Ross ROUBION	SR	61.04m	200-3	3/18/11	0.175	0.00	0.17
▶ JAV	47	Aaron MOORE	JR	65.98m	216-5	4/6/11	0.075	0.00	0.08
Team Total								322.75	

"Scrd As", short for "Scored As", Standing used for place points portion of performance's score combining preseason data (when applied) to current season data

Numbers in BLACK are both the performance's actual NCAA rank AND "scored as" rank Numbers in RED indicate actual NCAA rank does not exist or is worse than "scored as" rank Numbers in BLUE indicate actual NCAA rank is better than "scored as" rank

USTFCCCA Non-Member

Non-Member Schools Will NOT be ranked, beginning Week 2



2011 Outdoor Track & Field, Week #4

Only those who score >0.01 pts are shown
D denotes multiple-event rule in affect

MEN

3		Florida State	▲ 1						
Atlantic Coast Conference									
Event	Scrd As	Athlete	Yr	Scored Mark	Date	Pl. Pts.	Bonus	TOTAL	
Scored bests come from CURRENT season									
▶ 100m	2	Ngonidzashe MAKUSHA	JR	9.97	4/21/11	28	2.70	30.70	
▶ 100m	3	Maurice MITCHELL	JR	10.03	4/21/11	26	2.15	28.15	
▶ 100m	20	Kemar HYMAN	JR	10.27	4/21/11	3	0.47	3.47	
▶ 100m	46	David AMBLER	SO	10.41	4/21/11	0.1	0.07	0.17	
▶ 200m	1	Maurice MITCHELL	JR	20.19	4/21/11	30	3.40	33.40	
▶ 200m	8	Brandon BYRAM	SR	20.56w	4/1/11	16	1.35	17.35	
▶ 200m	25	Charles CLARK	SR	20.78	4/21/11	0.95	0.35	1.30	
▶ 200m	41	Brandon O'CONNOR	SO	20.91	4/21/11	0.225	0.12	0.35	
▶ 400m	15	Brandon O'CONNOR	SO	45.89	4/21/11	6	0.81	6.81	
▶ 800m	25	Darrin GIBSON	SO	1:49.11	4/8/11	0.95	0.32	1.27	
▶ 1500m	5	Ciaran O'LIONAIRD	SR	3:40.69	4/21/11	D 22	1.53	3.53	
▶ 1500m	54	David FORRESTER	JR	3:45.53	4/8/11		0.02	0.02	
▶ 5000m	12	Michael FOUT	SO	13:46.19	3/25/11	9	1.02	10.02	
▶ 5000m	15	David FORRESTER	JR	13:47.60	3/25/11	6	0.85	6.85	
▶ 5000m	19	Ciaran O'LIONAIRD	SR	13:52.11	4/21/11	D 3.5	0.48	2.48	
▶ 10k	2	Ciaran O'LIONAIRD	SR	28:32.30	3/25/11	28	2.40	30.40	
▶ H110	29	Tremaine GRANT	SO	13.94	4/8/11	0.75	0.14	0.89	
▶ H400	42	Tremaine GRANT	SO	51.90	4/1/11	0.2	0.13	0.33	
▶ 4x100	3	Ambler, Makusha, Mitchell, Byram		38.87	4/1/11	26	2.76	28.76	
▶ 4x400	26	Grant, Byram, Clark, Chibudu		3:08.85	4/21/11	0.9	0.30	1.20	
▶ PV	27	Andrew LAHAYE	SO	5.20m	17-¾	3/4/11	0.85	0.01	0.86
▶ LJ	1	Ngonidzashe MAKUSHA	JR	8.40mw	27-6¾	4/6/11	30	5.75	35.75
▶ LJ	35	Paul MADZIVIRE	FR	7.51m	24-7¾	4/21/11	0.45	0.00	0.45
▶ SP	10	Michael PUTMAN	JR	18.65m	61-2¾	4/1/11	12	1.13	13.13
▶ DISC	9	Michael PUTMAN	JR	57.96m	190-2	3/18/11	14	1.03	15.03
Team Total								272.66	

4		Florida	▼ 3						
Southeastern Conference									
Event	Scrd As	Athlete	Yr	Scored Mark	Date	Pl. Pts.	Bonus	TOTAL	
Scored bests come from CURRENT season									
▶ 100m	1	Jeff DEMPS	JR	9.96w	4/16/11	30	2.79	32.79	
▶ 100m	10	Terrell WILKS	SR	10.19w	4/16/11	12	0.89	12.89	
▶ 100m	52	Leonardo SEYMORE	SO	10.43	4/1/11		0.01	0.01	
▶ 200m	4	Terrell WILKS	SR	20.51	4/16/11	24	1.62	25.62	
▶ 200m	15	Leonardo SEYMORE	SO	20.72w	4/16/11	6	0.55	6.55	
▶ 200m	21	Christian TAYLOR	JR	20.76	4/16/11	D 2.5	0.40	2.40	
▶ 400m	5	Christian TAYLOR	JR	45.46	4/1/11	22	1.54	23.54	
▶ 800m	5	Sean OBINWA	SO	1:47.73	4/16/11	22	1.18	23.18	
▶ 1500m	4	Dumisane HLASELO	JR	3:40.66	4/16/11	24	1.55	25.55	
▶ H110	18	Eddie LOVETT	FR	13.81w	4/16/11	4	0.41	4.41	
▶ H110	43	Jarius COOPER	SR	14.07w	4/16/11	0.175	0.00	0.17	
▶ 4x100	4	Lovett, Seymore, Wilks, Demps		38.91	4/1/11	24	2.65	26.65	
▶ 4x400	7	Taylor, Wilks, Heriot, Obinwa		3:06.43	4/16/11	18	1.06	19.06	
▶ HJ	9	Frankie HAMMOND	JR	2.20m	7-2½	4/16/11	14	1.10	15.10
▶ PV	41	Eric FORAN	SR	5.17m	16-11½	4/1/11	0.225	0.00	0.22
▶ LJ	29	Gray HORN	JR	7.54mw	24-9	4/13/11	0.75	0.05	0.80
▶ HT	14	Jeremy POSTIN	SO	65.09m	213-6	4/1/11	7	0.68	7.68
▶ JAV	13	Stipe ZUNIC	SO	72.85m	239-0	4/16/11	8	0.81	8.81
▶ DEC	4	Gray HORN	JR	7,791		4/13/11	24	2.24	26.24
Team Total								261.69	

"Scrd As", short for "Scored As", Standing used for place points portion of performance's score combining preseason data (when applied) to current season data

Numbers in BLACK are both the performance's actual NCAA rank AND "scored as" rank Numbers in RED indicate actual NCAA rank does not exist or is worse than "scored as" rank Numbers in BLUE indicate actual NCAA rank is better than "scored as" rank

USTFCCCA Non-Member

Non-Member Schools Will NOT be ranked, beginning Week 2



2011 Outdoor Track & Field, Week #4

Only those who score >0.01 pts are shown
D denotes multiple-event rule in affect

MEN

5		Texas Tech		▼	2							
		Big 12 Conference										
Event	Scrd As	Athlete	Yr	Scored Mark	Date	Pl. Pts.	Bonus	TOTAL				
Scored bests come from CURRENT season												
▶ 100m	33	Gil ROBERTS	JR	10.36w	4/2/11	0.55	0.21	0.76				
▶ 200m	15	Gil ROBERTS	JR	20.72	4/2/11	D 6	0.55	2.55				
▶ 400m	4	Gil ROBERTS	JR	45.29	4/14/11	24	1.92	25.92				
▶ 400m	41	LaToy WILLIAMS	SR	46.78	3/18/11	0.225	0.02	0.25				
▶ H110	2	Omo OSAGHAE	SR	13.22w	4/22/11	28	3.38	31.38				
▶ H110	10	Shane BRATHWAITE	JR	13.62w	4/2/11	12	1.09	13.09				
▶ H110	10	Brandon TUCKER	JR	13.62w	4/22/11	12	1.09	13.09				
▶ H110	14	Jamele MASON	JR	13.69w	4/2/11	7	0.79	7.79				
▶ H400	1	Bryce BROWN	SR	49.25	4/14/11	30	2.90	32.90				
▶ H400	3	Jamele MASON	JR	49.41	4/2/11	26	2.64	28.64				
▶ 4x400	6	Williams, Brathwaite, Roberts, Mason		3:04.66	4/14/11	20	1.70	21.70				
▶ PV	10	Kyal MEYERS	FR	5.35m	17-6½	4/6/11	12	0.94	12.94			
▶ LJ	3	Bryce LAMB	SO	8.08m	26-6½	4/14/11	26	2.78	28.78			
▶ DISC	1	Julian WRUCK	SO	61.88m	203-0	4/2/11	30	4.89	34.89			
Team Total								254.67				

6		Texas		▲	5							
		Big 12 Conference										
Event	Scrd As	Athlete	Yr	Scored Mark	Date	Pl. Pts.	Bonus	TOTAL				
Scored bests come from CURRENT season												
▶ 100m	24	Trevante RHODES	JR	10.33	3/25/11	1	0.30	1.30				
▶ 100m	50	Marquise GOODWIN	SO	10.42	4/23/11	0.01	0.04	0.05				
▶ 100m	52	Alex WILLIAMS	JR	10.43	3/25/11		0.01	0.01				
▶ 200m	22	Trevante RHODES	JR	20.77w	3/25/11	2	0.37	2.37				
▶ 400m	35	Danzell FORTSON	SR	46.64	4/23/11	0.45	0.12	0.57				
▶ 400m	44	Andre THOMAS	SR	46.84	3/25/11	0.15	0.00	0.15				
▶ 1500m	42	Patrick MCGREGOR	SO	3:44.83	4/14/11	0.2	0.12	0.32				
▶ 5000m	32	Ryan DOHNER	FR	13:56.94	4/14/11	0.6	0.26	0.86				
▶ H110	6	Keiron STEWART	SO	13.43w	4/6/11	20	1.99	21.99				
▶ H110	38	Jake WOHLFORD	FR	14.03	3/25/11	0.3	0.00	0.30				
▶ H400	27	Keiron STEWART	SO	51.67	4/23/11	0.85	0.25	1.10				
▶ 4x100	6	Williams, Rhodes, Goodwin, Monroe		39.29	4/6/11	20	1.69	21.69				
▶ 4x400	18	Murphy, Thomas, Stewart, Fortson		3:08.04	4/6/11	4	0.49	4.49				
▶ HJ	17	Jamal WILSON	SR	2.15m	7-½	4/23/11	4.5	0.28	4.78			
▶ PV	27	Kenny GREAVES	JR	5.20m	17-¾	4/6/11	0.85	0.01	0.86			
▶ LJ	4	Marquise GOODWIN	SO	8.07mw	26-5½	4/6/11	24	2.69	26.69			
▶ LJ	20	Mark JACKSON	FR	7.62mw	25-0	4/23/11	3	0.31	3.31			
▶ TJ	4	Jamal WILSON	SR	16.23m	53-3	4/6/11	24	1.98	25.98			
▶ TJ	10	Mark JACKSON	FR	16.00m	52-6	3/25/11	12	1.05	13.05			
▶ SP	5	Hayden BAILLIO	SO	19.03m	62-5½	4/14/11	22	2.08	24.08			
▶ SP	15	Jacob THORMAEHLEN	JR	18.31m	60-1	3/25/11	6	0.69	6.69			
▶ SP	32	Brandon DRENON	SR	17.71m	58-1½	3/25/11	0.6	0.03	0.63			
▶ DISC	24	Brandon DRENON	SR	56.16m	184-3	3/25/11	1	0.23	1.23			
▶ DEC	11	Isaac MURPHY	SO	7,681		4/6/11	10	1.30	11.30			
▶ DEC	20	Kenny GREAVES	JR	7,454		4/6/11	3	0.38	3.38			
Team Total								177.19				

"Scrd As", short for "Scored As", Standing used for place points portion of performance's score combining preseason data (when applied) to current season data

Numbers in BLACK are both the performance's actual NCAA rank AND "scored as" rank Numbers in RED indicate actual NCAA rank does not exist or is worse than "scored as" rank Numbers in BLUE indicate actual NCAA rank is better than "scored as" rank

USTFCCCA Non-Member

Non-Member Schools Will NOT be ranked, beginning Week 2



2011 Outdoor Track & Field, Week #4

Only those who score >0.01 pts are shown
D denotes multiple-event rule in affect

MEN

7

Virginia Tech

Atlantic Coast Conference

▲ 7

Event	Scrd As	Athlete	Yr	Scored Mark	Date	Pl. Pts.	Bonus	TOTAL
Scored bests come from CURRENT season								
▶ 100m	24	Keith RICKS	JR	10.33	4/1/11	1	0.30	1.30
▶ 200m	28	Keith RICKS	JR	20.80	4/1/11	0.8	0.32	1.12
▶ 800m	38	Tihut DEGFAE	SO	1:49.64	4/7/11	0.3	0.15	0.45
▶ 1500m	27	Michael HAMMOND	JR	3:43.62	4/21/11	0.85	0.31	1.16
▶ 5000m	25	William MULHERIN	JR	13:55.25	4/21/11	0.95	0.33	1.28
▶ H110	48	Ebenezer AMEGASHIE	SR	14.13	4/21/11	0.05	0.00	0.05
▶ Steeple	7	Jason CUSACK	JR	8:47.29	4/21/11	18	1.42	19.42
▶ PV	4	Hunter HALL	JR	5.40m 17-8½	4/13/11	24	1.46	25.46
▶ PV	20	Jared JODON	SR	5.25m 17-2¾	4/21/11	3	0.28	3.28
▶ PV	42	Joe DAVIS	JR	5.15m 16-10¾	4/21/11	0.2	0.00	0.20
▶ LJ	37	Jeff ARTIS-GRAY	SO	7.50m 24-7¾	4/21/11	0.35	0.00	0.35
▶ TJ	5	Hasheem HALIM	JR	16.22m 53-2¾	4/8/11	22	1.94	23.94
▶ TJ	9	David WILSON	SO	16.02m 52-6¾	4/21/11	14	1.11	15.11
▶ HT	1	Marcel LOMNICKY	SR	75.84m 248-10	4/21/11	30	6.52	36.52
▶ HT	2	Alexander ZIEGLER	JR	71.99m 236-2	4/21/11	28	4.10	32.10
▶ HT	19	Denis MAHMIC	SO	63.51m 208-4	4/21/11	3.5	0.33	3.83
▶ JAV	12	Matthias TREFF	SO	73.01m 239-6	4/21/11	9	0.87	9.87
Team Total								175.44

8

Southern California

Pacific-10 Conference

▼ 2

Event	Scrd As	Athlete	Yr	Scored Mark	Date	Pl. Pts.	Bonus	TOTAL
Scored bests come from CURRENT season								
▶ 100m	39	Aaron BROWN	SO	10.38	4/2/11	0.275	0.16	0.43
▶ 200m	30	Bryshon NELLUM	SO	20.81	3/5/11	0.7	0.30	1.00
▶ 400m	5	Joey HUGHES	JR	45.46	4/14/11	22	1.54	23.54
▶ 400m	12	Josh MANCE	FR	45.74	4/14/11	9	1.03	10.03
▶ 400m	39	Bryshon NELLUM	SO	46.74	4/16/11	0.275	0.05	0.32
▶ 800m	51	Blake SHAW	JR	1:49.92	4/16/11		0.06	0.06
▶ 1500m	22	Blake SHAW	JR	3:43.08	4/14/11	2	0.44	2.44
▶ H110	3	Oscar SPURLOCK	SR	13.33	4/14/11	26	2.64	28.64
▶ H110	4	Brendan AMES	SR	13.42w	4/6/11	24	2.05	26.05
▶ H400	6	Reggie WYATT	SO	50.00	4/14/11	20	1.71	21.71
▶ 4x400	4	Hughes, Mance, Walker, Wyatt		3:02.87	4/6/11	24	2.57	26.57
▶ HJ	35	Tyler RUIZ	SO	2.13m 6-11¾	4/22/11	0.45	0.02	0.47
▶ HT	3	Trey HENDERSON	SR	69.45m 227-10	4/2/11	26	2.50	28.50
▶ JAV	21	Cooper THOMPSON	JR	70.57m 231-6	3/19/11	2.5	0.23	2.73
Team Total								172.49

"Scrd As", short for "Scored As", Standing used for place points portion of performance's score combining preseason data (when applied) to current season data

Numbers in BLACK are both the performance's actual NCAA rank AND "scored as" rank Numbers in RED indicate actual NCAA rank does not exist or is worse than "scored as" rank Numbers in BLUE indicate actual NCAA rank is better than "scored as" rank

USTFCCCA Non-Member

Non-Member Schools Will NOT be ranked, beginning Week 2



2011 Outdoor Track & Field, Week #4

Only those who score >0.01 pts are shown
D denotes multiple-event rule in affect

MEN

9 **Arizona** ▲ 7
Pacific-10 Conference

Event	Scrd As	Athlete	Yr	Scored Mark	Date	Pl. Pts.	Bonus	TOTAL
Scored bests come from CURRENT season								
▶ 100m	35	Chris MCSWAIN	SO	10.37w	4/2/11	0.45	0.18	0.63
▶ 800m	19	Lawi LALANG	FR	1:48.88	4/2/11	D 3.5	0.44	2.44
▶ 1500m	9	Abdi HASSAN	JR	3:41.57	4/14/11	14	1.11	15.11
▶ 1500m	32	Lawi LALANG	FR	3:44.25	4/7/11	0.6	0.21	0.81
▶ 5000m	1	Stephen SAMBU	JR	13:34.19	4/14/11	30	2.51	32.51
▶ 5000m	2	Lawi LALANG	FR	13:34.62	4/14/11	28	2.46	30.46
▶ 5000m	37	Mohamud IGE	SR	13:58.61	4/14/11	0.35	0.19	0.54
▶ Steeple	43	Brian MACARTHUR	SR	8:59.12	3/25/11	0.175	0.04	0.21
▶ HJ	1	Edgar RIVERA-MORALES	SO	2.28m 7-5½	4/14/11	30	4.10	34.10
▶ HJ	9	Nick ROSS	SO	2.20m 7-2½	4/2/11	14	1.10	15.10
▶ SP	8	Bozidar ANTUNOVIC	FR	18.78m 61-7½	4/6/11	16	1.41	17.41
▶ SP	9	Robert GIRE	SR	18.73m 61-5½	4/14/11	14	1.30	15.30
▶ SP	28	Korion MORRIS	SR	17.77m 58-3¾	4/14/11	0.8	0.10	0.90
▶ DISC	38	Robert GIRE	SR	54.30m 178-1	4/2/11	0.3	0.00	0.30
▶ DISC	39	Korion MORRIS	SR	54.29m 178-1	4/2/11	0.275	0.00	0.28
▶ HT	24	Tyler JOHNSON	JR	62.63m 205-5	4/16/11	1	0.14	1.14
Team Total						167.24		

10 **Baylor** ▲ 11
Big 12 Conference

Event	Scrd As	Athlete	Yr	Scored Mark	Date	Pl. Pts.	Bonus	TOTAL
Scored bests come from CURRENT season								
▶ 100m	6	Woodrow RANDALL	JR	10.13w	4/6/11	20	1.25	21.25
▶ 200m	14	Whitney PREVOST	JR	20.70	4/23/11	7	0.62	7.62
▶ 200m	28	Woodrow RANDALL	JR	20.80	4/23/11	0.8	0.32	1.12
▶ 400m	11	Marcus BOYD	SR	45.65	4/23/11	10	1.16	11.16
▶ 400m	21	Zwede HEWITT	JR	46.27	4/23/11	2.5	0.39	2.89
▶ 800m	14	James GILREATH	SR	1:48.54	4/23/11	7	0.66	7.66
▶ H400	11	Gabriel EL HANBLI	FR	50.83	3/18/11	10	0.81	10.81
▶ H400	32	Chance CASEY	SO	51.78	4/23/11	0.6	0.20	0.80
▶ 4x100	5	Boyd, Prevost, Randall, Hewitt		39.21	4/6/11	22	1.87	23.87
▶ 4x400	2	Hewitt, Prevost, Gilreath, Boyd		3:01.77	4/6/11	28	3.18	31.18
▶ JAV	2	Nick LYONS	SR	78.39m 257-2	4/23/11	28	4.11	32.11
Team Total						150.47		

11 **Georgia** ▲ 8
Southeastern Conference

Event	Scrd As	Athlete	Yr	Scored Mark	Date	Pl. Pts.	Bonus	TOTAL
Scored bests come from CURRENT season								
▶ 200m	7	Torrin LAWRENCE	JR	20.55	4/15/11	18	1.41	19.41
▶ 200m	36	Waymon STOREY	FR	20.87	4/8/11	0.4	0.19	0.59
▶ 400m	8	Torrin LAWRENCE	JR	45.61	4/8/11	D 16	1.22	3.22
▶ H400	31	Phillip ADAMS	JR	51.75	4/1/11	0.65	0.21	0.86
▶ Steeple	5	Matt CLEAVER	JR	8:45.76	4/1/11	22	1.76	23.76
▶ 4x100	32	Lawrence, Adams, Maynard, Storey		40.31	4/8/11	0.6	0.25	0.85
▶ 4x400	21	Adams, Lawrence, Storey, Mills		3:08.27	4/8/11	2.5	0.41	2.91
▶ HJ	42	Graylin WARD	FR	2.11m 6-11	4/8/11	0.2	0.00	0.20
▶ PV	20	John SMITH	JR	5.25m 17-2¾	4/8/11	3	0.28	3.28
▶ TJ	8	Aaron LAGARDE	JR	16.04m 52-7½	4/8/11	16	1.17	17.17
▶ TJ	36	Asaph LEVY	SR	15.43m 50-7½	4/8/11	0.4	0.00	0.40
▶ SP	26	Teonor DAVILMAR	SO	17.82m 58-5¾	4/23/11	0.9	0.15	1.05
▶ SP	31	Caleb WHITENER	FR	17.74m 58-2¾	4/23/11	0.65	0.06	0.71
▶ DISC	28	Justin WELCH	FR	55.68m 182-8	3/25/11	0.8	0.03	0.83
▶ HT	6	Justin WELCH	FR	67.78m 222-4	3/25/11	20	1.64	21.64
▶ JAV	7	Brian MOORE	JR	73.75m 241-11	4/23/11	18	1.23	19.23
▶ DEC	26	Ben DAVIES	SO	7,385	4/13/11	0.9	0.16	1.06
▶ DEC	31	Tommy BARRINEAU	JR	7,363	4/13/11	0.65	0.08	0.73
Scored bests come from PRE-SEASON DATA								
▶ DEC	3	Michael AYERS	JR	7,794	6/11/09	26	2.27	28.27
Team Total						146.19		

"Scrd As", short for "Scored As", Standing used for place points portion of performance's score combining preseason data (when applied) to current season data
Numbers in BLACK are both the performance's actual NCAA rank AND "scored as" rank Numbers in RED indicate actual NCAA rank does not exist or is worse than "scored as" rank Numbers in BLUE indicate actual NCAA rank is better than "scored as" rank



2011 Outdoor Track & Field, Week #4

Only those who score >0.01 pts are shown
D denotes multiple-event rule in affect

MEN

12 **Nebraska** ▼ **2**
Big 12 Conference

Event	Scrd As	Athlete	Yr	Scored Mark	Date	Pl. Pts.	Bonus	TOTAL
Scored bests come from CURRENT season								
▶ 800m	49	Tommy BRINN	SO	1:49.87	4/9/11	0.025	0.08	0.10
▶ H110	32	Eric LUND	SR	13.96w	4/2/11	0.6	0.10	0.70
▶ H400	12	Eric LUND	SR	50.92	4/9/11	9	0.71	9.71
▶ H400	13	Adam DAILEY	SR	50.97	4/9/11	8	0.66	8.66
▶ Steeple	50	David ADAMS	SR	9:00.23	4/16/11	0.01	0.00	0.01
▶ HJ	9	Paul HAMILTON	SR	2.20m 7-2½	4/20/11	14	1.10	15.10
▶ HJ	42	Brandon SHEPPARD	SR	2.11m 6-11	4/2/11	0.2	0.00	0.20
▶ PV	26	Nate POLACEK	JR	5.22m 17-1½	4/16/11	0.9	0.12	1.02
▶ LJ	15	Nicholas GORDON	SR	7.68m 25-2½	4/20/11	6	0.50	6.50
▶ LJ	27	Chris PHIPPS	JR	7.57m 24-10	4/9/11	0.85	0.15	1.00
▶ LJ	31	Bobby CARTER	SO	7.52mw 24-8¾	4/2/11	0.65	0.00	0.65
▶ TJ	12	Chris PHIPPS	JR	15.92mw 52-2¾	4/20/11	9	0.80	9.80
▶ SP	4	Luke PINKELMAN	SR	19.08m 62-7¾	4/2/11	24	2.24	26.24
▶ SP	49	Tyler HITCHLER	JR	17.42m 57-2	4/20/11	0.025	0.00	0.03
▶ DISC	7	Tyler HITCHLER	JR	58.43m 191-8	4/9/11	18	1.40	19.40
▶ DISC	10	Chad WRIGHT	FR	57.88m 189-10	4/16/11	12	0.96	12.96
▶ DISC	37	Luke PINKELMAN	SR	54.34m 178-3	4/2/11	0.35	0.00	0.35
▶ JAV	18	Adam WOLKINS	SR	71.07m 233-2	4/9/11	4	0.35	4.35
▶ JAV	49	Austin BRAMAN	JR	65.83m 215-11	4/20/11	0.025	0.00	0.03
Scored bests come from PRE-SEASON DATA								
▶ DEC	9	Bjorn BARREFORS	SO	7,689	6/11/09	14	1.35	15.35
Team Total								132.15

13 **BYU** ▼ **4**
Mountain West Conference

Event	Scrd As	Athlete	Yr	Scored Mark	Date	Pl. Pts.	Bonus	TOTAL
Scored bests come from CURRENT season								
▶ 800m	17	Justin HEDIN	JR	1:48.85	4/21/11	4.5	0.46	4.96
▶ 800m	29	Miles BATTY	JR	1:49.32	4/7/11	0.75	0.25	1.00
▶ 1500m	1	Miles BATTY	JR	3:36.25	4/14/11	30	3.70	33.70
▶ 10k	24	Jared WARD	FR	29:25.00	4/14/11	1	0.33	1.33
▶ 10k	32	Nathan OGDEN	SR	29:30.67	4/14/11	0.6	0.22	0.82
▶ 10k	34	Brandon HEBBERT	SR	29:32.56	4/14/11	0.5	0.19	0.69
▶ 10k	43	Rex SHIELD	SO	29:40.78	4/14/11	0.175	0.04	0.21
▶ Steeple	39	Josh ADAMS	JR	8:58.62	4/21/11	0.275	0.08	0.35
▶ PV	10	Chris LITTLE	SR	5.35m 17-6½	4/6/11	12	0.94	12.94
▶ PV	10	Victor WEIRICH	SO	5.35m 17-6½	4/6/11	12	0.94	12.94
▶ PV	27	Tanner EMRICH	SR	5.20m 17-¾	4/6/11	0.85	0.01	0.86
▶ SP	11	Leif ARRHENIUS	SR	18.55m 60-10½	4/21/11	10	0.96	10.96
▶ DISC	2	Leif ARRHENIUS	SR	61.16m 200-8	4/16/11	28	4.05	32.05
▶ HT	13	Oliver WHALEY	SR	65.16m 213-9	4/21/11	8	0.70	8.70
▶ JAV	24	Sean RICHARDSON	SR	70.38m 230-11	4/1/11	1	0.18	1.18
▶ DEC	33	Phillip BETTIS	SR	7,315	4/21/11	0.55	0.00	0.55
Team Total								123.24

14 **Mississippi** ▲ **8**
Southeastern Conference

Event	Scrd As	Athlete	Yr	Scored Mark	Date	Pl. Pts.	Bonus	TOTAL
Scored bests come from CURRENT season								
▶ 100m	15	Michael GRANGER	SO	10.22w	4/9/11	6	0.72	6.72
▶ 100m	22	Jonathan JUIN	SR	10.29	4/23/11	2	0.42	2.42
▶ 200m	11	Jonathan JUIN	SR	20.67w	4/9/11	10	0.76	10.76
▶ H400	5	Lee MOORE	SR	49.82	4/23/11	22	1.95	23.95
▶ H400	7	Carson BLANKS	JR	50.50	4/15/11	18	1.16	19.16
▶ H400	40	Ras-Len BULLY	SO	51.88	4/23/11	0.25	0.15	0.40
▶ 4x100	14	Granger, Bully, Lee, Juin		39.88	4/23/11	7	0.68	7.68
▶ 4x400	9	Oliver, Blanks, Bush, Moore		3:06.77	4/9/11	14	0.94	14.94
▶ HJ	9	Ricky ROBERTSON	SO	2.20m 7-2½	4/1/11	14	1.10	15.10
▶ LJ	12	Caleb LEE	JR	7.77mw 25-6	4/15/11	9	0.79	9.79
▶ LJ	25	Ricky ROBERTSON	SO	7.58m 24-10½	4/9/11	0.95	0.18	1.13
▶ TJ	18	Morris KERSH	SO	15.74m 51-7¾	4/9/11	4	0.46	4.46
▶ TJ	27	Kentrell SANDERS	FR	15.54m 51-0	3/26/11	0.85	0.15	1.00
Team Total								117.50

"Scrd As", short for "Scored As", Standing used for place points portion of performance's score combining preseason data (when applied) to current season data
Numbers in BLACK are both the performance's actual NCAA rank AND "scored as" rank Numbers in RED indicate actual NCAA rank does not exist or is worse than "scored as" rank Numbers in BLUE indicate actual NCAA rank is better than "scored as" rank



2011 Outdoor Track & Field, Week #4

Only those who score >0.01 pts are shown
D denotes multiple-event rule in affect

MEN

15

Arkansas

Southeastern Conference

▼ 3

Event	Scrd As	Athlete	Yr	Scored Mark	Date	Pl. Pts.	Bonus	TOTAL
Scored bests come from CURRENT season								
▶ 100m	12	Marek NIIT	SO	10.21	3/25/11	9	0.77	9.77
▶ 100m	31	LaShawn BUTLER	SR	10.35	3/25/11	0.65	0.24	0.89
▶ 200m	30	LaShawn BUTLER	SR	20.81w	4/14/11	0.7	0.30	1.00
▶ 400m	36	Marek NIIT	SO	46.67	4/22/11	0.4	0.10	0.50
▶ 800m	35	Leoman MOMOH	SO	1:49.55	4/22/11	0.45	0.18	0.63
▶ 1500m	2	Duncan PHILLIPS	JR	3:39.87	4/14/11	28	1.93	29.93
▶ 1500m	18	Dorian ULREY	SR	3:42.76	4/22/11	4	0.55	4.55
▶ 1500m	49	Thomas CATTIN-MASSON	SO	3:45.11	4/14/11	0.025	0.08	0.11
▶ 5000m	22	Eric FERNANDEZ	SO	13:54.33	4/14/11	D	0.37	2.37
▶ 10k	9	Eric FERNANDEZ	SO	28:48.44	3/25/11	14	1.47	15.47
▶ 4x100	8	Cross, Braddy, Butler, Niit		39.57	4/2/11	16	1.21	17.21
▶ HJ	17	Raymond HIGGS	FR	2.15m	7-½ 4/6/11	4.5	0.28	4.78
▶ HJ	27	Noah KITTELSON	FR	2.14m	7-½ 4/22/11	0.85	0.15	1.00
▶ HJ	27	Brede ELLINGSSEN	SO	2.14m	7-½ 4/22/11	0.85	0.15	1.00
▶ LJ	7	Raymond HIGGS	FR	7.91mw	25-11½ 4/6/11	18	1.47	19.47
▶ LJ	27	Tarik BATCHELOR	JR	7.57mw	24-10 3/25/11	0.85	0.15	1.00
▶ DEC	16	Kevin LAZAS	FR	7,542	4/22/11	5	0.67	5.67
Team Total								115.36

17

Penn State

Big Ten Conference

▲ 11

Event	Scrd As	Athlete	Yr	Scored Mark	Date	Pl. Pts.	Bonus	TOTAL
Scored bests come from CURRENT season								
▶ 200m	44	Brady GEHRET	FR	20.93	4/1/11	0.15	0.09	0.24
▶ 400m	37	Brady GEHRET	FR	46.69	4/15/11	0.35	0.09	0.44
▶ 800m	3	Casimir LOXSOM	SO	1:46.45	4/23/11	26	2.37	28.37
▶ 800m	7	Ryan FOSTER	SR	1:47.83	4/1/11	18	1.11	19.11
▶ 800m	56	Samuel BORCHERS	SR	1:50.00	4/9/11		0.04	0.04
▶ 1500m	57	Ryan FOSTER	SR	3:45.56	3/25/11		0.01	0.01
▶ 4x400	12	Nadolsky, Williams, Loxsom, Gehret		3:07.19	4/1/11	9	0.79	9.79
▶ TJ	16	Hanif JOHNSON	JR	15.76m	51-8½ 4/1/11	5	0.49	5.49
▶ SP	6	Joe KOVACS	JR	18.91m	62-½ 4/15/11	20	1.70	21.70
▶ SP	12	Blake EATON	SR	18.44m	60-6 4/15/11	9	0.83	9.83
▶ DISC	15	Blake EATON	SR	56.78m	186-3 4/23/11	6	0.48	6.48
▶ DISC	25	Joe KOVACS	JR	56.08m	184-0 4/23/11	0.95	0.19	1.14
▶ DISC	35	Will BARR	FR	54.55m	178-11 4/1/11	0.45	0.00	0.45
▶ HT	37	Joe KOVACS	JR	61.50m	201-9 4/15/11	0.35	0.00	0.35
Team Total								103.45

16

Kansas

Big 12 Conference

▲ 2

Event	Scrd As	Athlete	Yr	Scored Mark	Date	Pl. Pts.	Bonus	TOTAL
Scored bests come from CURRENT season								
▶ 400m	34	Kyle CLEMONS	SO	46.62	4/2/11	0.5	0.14	0.64
▶ 1500m	43	Don WASINGER	JR	3:44.89	4/20/11	0.175	0.12	0.29
▶ PV	3	Jordan SCOTT	SR	5.50m	18-½ 4/6/11	26	2.80	28.80
▶ PV	42	Alex BISHOP	FR	5.15m	16-10% 4/20/11	0.2	0.00	0.20
▶ TJ	49	Darryl TROTTER	JR	15.29m	50-2 4/20/11	0.025	0.00	0.03
▶ SP	1	Mason FINLEY	SO	19.84m	65-1¼ 4/20/11	30	4.65	34.65
▶ DISC	4	Mason FINLEY	SO	60.36m	198-0 4/2/11	24	3.12	27.12
▶ DISC	19	Brian BISHOP	SR	56.55m	185-6 4/6/11	3.5	0.38	3.88
▶ JAV	9	Johannes SWANEPOEL	FR	73.60m	241-5 4/20/11	14	1.16	15.16
Team Total								110.76

"Scrd As", short for "Scored As", Standing used for place points portion of performance's score combining preseason data (when applied) to current season data
 Numbers in BLACK are both the performance's actual NCAA rank AND "scored as" rank Numbers in RED indicate actual NCAA rank does not exist or is worse than "scored as" rank Numbers in BLUE indicate actual NCAA rank is better than "scored as" rank

USTFCCCA Non-Member

Non-Member Schools Will NOT be ranked, beginning Week 2



2011 Outdoor Track & Field, Week #4

Only those who score >0.01 pts are shown
D denotes multiple-event rule in affect

MEN

18

Mississippi State

Southeastern Conference

▼ 11

Event	Scrd As	Athlete	Yr	Scored Mark	Date	Pl. Pts.	Bonus	TOTAL	
Scored bests come from CURRENT season									
▶ 100m	8	D'Angelo CHERY	JR	10.15w	4/6/11	16	1.13	17.13	
▶ 100m	44	Garren HENDRICKS	SO	10.40	4/15/11	0.15	0.10	0.25	
▶ 200m	36	Tavaris TATE	SO	20.87	3/26/11	0.4	0.19	0.59	
▶ 200m	41	Garren HENDRICKS	SO	20.91	4/23/11	0.225	0.12	0.35	
▶ 200m	48	James HARRIS	FR	20.95	3/26/11	0.05	0.05	0.10	
▶ 400m	20	Tavaris TATE	SO	46.26	4/15/11	3	0.40	3.40	
▶ 400m	24	James HARRIS	FR	46.34	4/1/11	1	0.34	1.34	
▶ 400m	32	Daundre BARNABY	SO	46.60	4/15/11	0.6	0.15	0.75	
▶ H400	18	Emanuel MAYERS	SR	51.21	4/6/11	4	0.50	4.50	
▶ 4x100	9	May, Cherry, Hendricks, Tate		39.59	4/6/11	14	1.17	15.17	
▶ 4x400	5	Harris, Wilder, Barnaby, Tate		3:04.13	4/6/11	22	1.89	23.89	
▶ HJ	3	James HARRIS	FR	2.23m	7-3¼	3/26/11	26	2.16	28.16
▶ HJ	17	Marcus JACKSON	FR	2.15m	7-½	3/18/11	4.5	0.28	4.78
▶ SP	34	Ed WESELA	JR	17.67m	57-11¼	4/6/11	0.5	0.00	0.50
Team Total								100.92	

20

Oregon

Pacific-10 Conference

▼ 7

Event	Scrd As	Athlete	Yr	Scored Mark	Date	Pl. Pts.	Bonus	TOTAL	
Scored bests come from CURRENT season									
▶ 400m	13	Mike BERRY	FR	45.79	4/9/11	8	0.95	8.95	
▶ 800m	6	Boru GUYOTA	FR	1:47.75	4/22/11	20	1.17	21.17	
▶ 800m	18	Elijah GREER	SO	1:48.87	4/9/11	4	0.44	4.44	
▶ 1500m	14	Matthew CENTROWITZ	JR	3:42.49	4/22/11	7	0.68	7.68	
▶ 1500m	50	A.J. ACOSTA	SR	3:45.20	3/25/11	0.01	0.07	0.08	
▶ 5000m	29	Matthew CENTROWITZ	JR	13:56.65	4/9/11	0.75	0.27	1.02	
▶ 10k	16	Danny MERCADO	SR	29:12.00	3/25/11	5	0.57	5.57	
▶ 10k	18	Parker STINSON	FR	29:14.35	3/25/11	4	0.53	4.53	
▶ H110	19	David KLECH	SR	13.82	4/13/11	3.5	0.39	3.89	
▶ H110	40	Eric HERSEY	JR	14.04w	4/22/11	0.25	0.00	0.25	
▶ Steeple	17	Steve FINLEY	SR	8:52.04	4/9/11	4.5	0.67	5.17	
▶ 4x400	30	Hersey, Harper, Greer, Berry		3:09.70	4/17/11	0.7	0.15	0.85	
▶ HJ	27	Justin FRICK	SR	2.14m	7-¼	4/9/11	0.85	0.15	1.00
▶ HJ	40	Danny MARCONI	JR	2.12m	6-11¼	4/17/11	0.25	0.00	0.25
▶ LJ	46	Vernell WARREN	SR	7.48m	24-6¼	4/9/11	0.1	0.00	0.10
▶ LJ	46	David KLECH	SR	7.48m	24-6¼	4/9/11	0.1	0.00	0.10
▶ TJ	14	Brian SCHAUDT	JR	15.77mw	51-9	4/22/11	7	0.51	7.51
▶ TJ	47	Tyler PINKNEY	SO	15.30mw	50-2¼	4/9/11	0.075	0.00	0.08
▶ HT	12	Jordan STRAY	SR	65.28m	214-2	4/9/11	9	0.73	9.73
▶ JAV	22	Alex WOLFF	SR	70.50m	231-3	4/9/11	2	0.21	2.21
▶ DEC	17	David KLECH	SR	7,533		4/13/11	4.5	0.64	5.14
Team Total								89.71	

19

Auburn

Southeastern Conference

▼ 2

Event	Scrd As	Athlete	Yr	Scored Mark	Date	Pl. Pts.	Bonus	TOTAL	
Scored bests come from CURRENT season									
▶ 100m	12	Keenan BROCK	FR	10.21	4/1/11	9	0.77	9.77	
▶ 100m	12	Harry ADAMS	JR	10.21	4/1/11	9	0.77	9.77	
▶ 200m	18	Harry ADAMS	JR	20.74	3/26/11	4	0.47	4.47	
▶ 200m	22	Keenan BROCK	FR	20.77	4/15/11	2	0.37	2.37	
▶ 5000m	4	Ben CHERUIYOT	JR	13:41.80	4/15/11	24	1.56	25.56	
▶ 4x100	16	Fly, Adams, Porter, Brock		40.02	4/15/11	5	0.49	5.49	
▶ HJ	13	DJ SMITH	FR	2.18m	7-1¼	3/26/11	8	0.68	8.68
▶ SP	2	Stephen SAENZ	FR	19.38m	63-7	4/15/11	28	3.19	31.19
▶ SP	37	Marcus POPENFOOSE	FR	17.64m	57-10½	4/15/11	0.35	0.00	0.35
▶ DISC	26	Stephen SAENZ	FR	55.92m	183-5	3/26/11	0.9	0.13	1.03
Team Total								98.70	



2011 Outdoor Track & Field, Week #4

Only those who score >0.01 pts are shown
D denotes multiple-event rule in affect

MEN

21  **Oklahoma** ▼ 1
Big 12 Conference

Event	Scrd As	Athlete	Yr	Scored Mark	Date	Pl. Pts.	Bonus	TOTAL
Scored bests come from CURRENT season								
▶ 100m	24	Mookie SALAAM	JR	10.33	4/16/11	1	0.30	1.30
▶ 200m	2	Mookie SALAAM	JR	20.27	4/16/11	28	2.95	30.95
▶ 800m	44	Scott COOPER	SR	1:49.77	4/22/11	0.15	0.11	0.26
▶ 1500m	24	Jacob BOONE	SR	3:43.38	4/22/11	1	0.35	1.35
▶ 1500m	47	George ALEX	JR	3:45.02	4/22/11	0.075	0.10	0.17
▶ H110	23	Malcolm ANDERSON	SR	13.87w	4/23/11	1.5	0.29	1.79
▶ H400	10	Eric BAILEY	SR	50.68	4/23/11	12	0.97	12.97
▶ 4x100	22	Anderson, Salaam, Pierson, Henry		40.19	4/23/11	2	0.35	2.35
▶ 4x400	38	Bailey, Henry, Jones, Anderson		3:10.48	4/23/11	0.3	0.01	0.31
▶ SP	46	Conrad AARON	SO	17.45m 57-3	4/2/11	0.1	0.00	0.10
▶ DISC	8	Luke BRYANT	JR	58.35m 191-5	4/16/11	16	1.33	17.33
▶ DISC	18	KP SINGH	SR	56.61m 185-8	4/16/11	4	0.41	4.41
▶ HT	9	KP SINGH	SR	66.70m 218-10	4/2/11	14	1.18	15.18
Team Total								88.47

22  **Wisconsin** ▲ 36
Big Ten Conference

Event	Scrd As	Athlete	Yr	Scored Mark	Date	Pl. Pts.	Bonus	TOTAL
Scored bests come from CURRENT season								
▶ 200m	49	Kyle JEFFERSON	JR	20.96w	4/16/11	0.025	0.03	0.06
▶ 800m	20	Zach MELLON	FR	1:48.91	4/14/11	3	0.42	3.42
▶ 800m	27	Zach BETH	SR	1:49.13	4/14/11	0.85	0.31	1.16
▶ 1500m	19	Rob FINNERTY	SO	3:42.79	4/14/11	3.5	0.54	4.04
▶ 1500m	23	Luke RUCKS	SR	3:43.27	4/14/11	1.5	0.38	1.88
▶ 1500m	37	Reed CONNOR	FR	3:44.52	4/14/11	0.35	0.17	0.52
▶ 5000m	9	Mohammed AHMED	SO	13:44.98	4/14/11	14	1.17	15.17
▶ 10k	5	Elliot KRAUSE	SO	28:43.34	4/14/11	22	1.76	23.76
▶ Steeple	10	Drew SHIELDS	SO	8:49.12	4/14/11	12	1.09	13.09
▶ Steeple	28	Alexander BRILL	FR	8:55.47	4/14/11	0.8	0.30	1.10
▶ PV	27	Mickey DEFILIPPO	JR	5.20m 17-¾	4/8/11	0.85	0.01	0.86
▶ PV	48	Japheth CATO	FR	5.10m 16-8¾	4/14/11	0.05	0.00	0.05
▶ SP	48	Danny BLOCK	FR	17.43m 57-2¾	4/22/11	0.05	0.00	0.05
▶ DISC	6	Danny BLOCK	FR	58.65m 192-5	4/22/11	20	1.57	21.57
▶ JAV	37	Rob DEHN	SR	67.77m 222-4	3/17/11	0.35	0.00	0.35
▶ DEC	34	Derek STEINBACH	JR	7,310	4/22/11	0.5	0.00	0.50
Scored bests come from PRE-SEASON DATA								
▶ DEC	30	Dave GRZESIAK	JR	7,364	5/14/10	0.7	0.09	0.79
Team Total								88.37

"Scrd As", short for "Scored As", Standing used for place points portion of performance's score combining preseason data (when applied) to current season data

Numbers in BLACK are both the performance's actual NCAA rank AND "scored as" rank Numbers in RED indicate actual NCAA rank does not exist or is worse than "scored as" rank Numbers in BLUE indicate actual NCAA rank is better than "scored as" rank

USTFCCCA Non-Member

Non-Member Schools Will NOT be ranked, beginning Week 2



2011 Outdoor Track & Field, Week #4

Only those who score >0.01 pts are shown
D denotes multiple-event rule in affect

MEN

23 **Stanford** ▼ **15**
Pacific-10 Conference

Event	Scrd As	Athlete	Yr	Scored Mark	Date	Pl. Pts.	Bonus	TOTAL
Scored bests come from CURRENT season								
▶ 1500m	26	Elliott HEATH	SR	3:43.58	4/16/11	0.9	0.32	1.22
▶ 1500m	31	Andrew BERBERICK	SO	3:44.13	4/16/11	0.65	0.23	0.88
▶ 10k	7	Elliott HEATH	SR	28:47.69	3/25/11	18	1.52	19.52
▶ 10k	10	Jake RILEY	SR	28:54.69	3/25/11	12	1.12	13.12
▶ 10k	11	Chris DERRICK	JR	28:54.76	3/25/11	10	1.11	11.11
▶ 10k	49	Kevin HAVEL	JR	29:43.97	3/25/11	0.025	0.00	0.03
▶ H400	4	Amaechi MORTON	JR	49.69	4/23/11	24	2.17	26.17
▶ Steeple	34	Benjamin JOHNSON	JR	8:57.94	4/16/11	0.5	0.12	0.62
▶ HJ	35	Jules SHARPE	SO	2.13m 6-11½	4/16/11	0.45	0.02	0.47
▶ PV	27	Corey DYSICK	JR	5.20m 17-¾	4/16/11	0.85	0.01	0.86
▶ SP	37	Geoffrey TABOR	SO	17.64m 57-10½	4/9/11	0.35	0.00	0.35
▶ DISC	12	Geoffrey TABOR	SO	57.53m 188-9	4/16/11	9	0.78	9.78
Team Total								84.13

25 **Arizona State** ▲ **11**
Pacific-10 Conference

Event	Scrd As	Athlete	Yr	Scored Mark	Date	Pl. Pts.	Bonus	TOTAL
Scored bests come from CURRENT season								
▶ 100m	5	Ryan MILUS	FR	10.07w	4/22/11	22	1.79	23.79
▶ 100m	41	Daniel AUBERRY	JR	10.39w	4/22/11	0.225	0.13	0.35
▶ 200m	41	Ryan MILUS	FR	20.91	4/22/11	0.225	0.12	0.35
▶ 400m	40	William HENRY	FR	46.76	3/25/11	0.25	0.03	0.28
▶ 800m	13	Mason MCHENRY	JR	1:48.44	3/25/11	8	0.72	8.72
▶ 5000m	21	Nick HAPPE	FR	13:54.15	4/14/11	2.5	0.37	2.87
▶ 5000m	33	Darius TERRY	JR	13:57.27	4/14/11	0.55	0.25	0.80
▶ 10k	35	Ben ENGELHARDT	SR	29:33.64	3/25/11	0.45	0.17	0.62
▶ 10k	50	Daniel LOVELL	JR	29:44.47	3/25/11	0.01	0.00	0.01
▶ 4x100	21	Milus, Henry, Caesar, Battle		40.18	3/18/11	2.5	0.36	2.86
▶ 4x400	36	Kline, Battle, McHenry, Henry		3:10.09	4/7/11	0.4	0.08	0.48
▶ HJ	15	Bryan MCBRIDE	FR	2.16m 7-1	4/22/11	6	0.42	6.42
▶ PV	48	Corey PHALLEN	SR	5.10m 16-8¾	3/25/11	0.05	0.00	0.05
▶ TJ	21	Chris BENARD	JR	15.65m 51-4¾	4/14/11	2.5	0.32	2.82
▶ SP	7	Jordan CLARKE	SO	18.81m 61-8¾	4/7/11	18	1.47	19.47
▶ DISC	17	Jordan CLARKE	SO	56.66m 185-10	4/22/11	4.5	0.43	4.93
▶ HT	29	Jordan CLARKE	SO	62.00m 203-5	4/22/11	0.75	0.00	0.75
▶ DEC	48	Jamie SANDYS	JR	7,061	3/31/11	0.05	0.00	0.05
Team Total								75.61

24 **TCU** ▲ **13**
Mountain West Conference

Event	Scrd As	Athlete	Yr	Scored Mark	Date	Pl. Pts.	Bonus	TOTAL
Scored bests come from CURRENT season								
▶ 100m	10	Charles SILMON	SO	10.19w	4/16/11	12	0.89	12.89
▶ 200m	9	Charles SILMON	SO	20.60	4/16/11	14	1.13	15.13
▶ 200m	39	Mychal DUNGEY	SR	20.89	4/16/11	0.275	0.16	0.43
▶ 400m	10	Mychal DUNGEY	SR	45.64	4/23/11	12	1.18	13.18
▶ 800m	16	Jack OBRIEN	JR	1:48.56	4/16/11	5	0.64	5.64
▶ 800m	30	Sean ZURKO	SR	1:49.34	3/25/11	0.7	0.25	0.95
▶ H110	34	Jordan PITTS	SR	13.99	3/18/11	0.5	0.04	0.54
▶ 4x100	7	Stoneham, Barnes, Dungey, Silmon		39.38	4/6/11	18	1.53	19.53
▶ 4x400	29	Collins, Pitts, Zurko, Love		3:09.19	3/18/11	0.75	0.24	0.99
▶ TJ	13	Cameron PARKER	JR	15.78mw 51-9¾	4/6/11	8	0.52	8.52
▶ DISC	49	Sean TABOR	SO	53.44m 175-4	4/2/11	0.025	0.00	0.03
Team Total								77.84

"Scrd As", short for "Scored As", Standing used for place points portion of performance's score combining preseason data (when applied) to current season data

Numbers in BLACK are both the performance's actual NCAA rank AND "scored as" rank Numbers in RED indicate actual NCAA rank does not exist or is worse than "scored as" rank Numbers in BLUE indicate actual NCAA rank is better than "scored as" rank

USTFCCCA Non-Member

Non-Member Schools Will NOT be ranked, beginning Week 2



2011 Outdoor Track & Field, Week #4

Only those who score >0.01 pts are shown
D denotes multiple-event rule in affect

MEN

26

New Mexico

Mountain West Conference

▲ 8

Event	Scrd As	Athlete	Yr	Scored Mark	Date	Pl. Pts.	Bonus	TOTAL
Scored bests come from CURRENT season								
▶ 1500m	8	David BISHOP	SR	3:41.12	4/14/11	16	1.33	17.33
▶ 1500m	21	Ross MILLINGTON	SO	3:42.90	4/7/11	D	2.5	2.50
▶ 1500m	30	Rory FRASER	SR	3:44.12	4/7/11	0.7	0.23	0.93
▶ 5000m	3	Rory FRASER	SR	13:39.37	4/14/11	26	1.86	27.86
▶ 5000m	6	Ross MILLINGTON	SO	13:44.10	4/14/11	20	1.28	21.28
▶ 5000m	36	Keith GERRARD	SR	13:58.33	4/14/11	0.4	0.20	0.60
▶ 5000m	44	Nicholas KIPRUTO	JR	13:59.63	4/14/11	0.15	0.15	0.30
▶ Steeple	46	Alex WILLIS	SR	8:59.85	3/25/11	0.1	0.00	0.10
▶ HJ	35	Django LOVETT	FR	2.13m	6-11½ 4/15/11	0.45	0.02	0.47
▶ LJ	31	Kendall SPENCER	FR	7.52m	24-8¾ 4/15/11	0.65	0.00	0.65
▶ TJ	27	Warrick CAMPBELL	FR	15.54mw	51-0 4/1/11	0.85	0.15	1.00
▶ DEC	25	Richard YORK	SO	7,389	4/6/11	0.95	0.17	1.12
Team Total								74.14

28

Alabama

Southeastern Conference

▼ 3

Event	Scrd As	Athlete	Yr	Scored Mark	Date	Pl. Pts.	Bonus	TOTAL	
Scored bests come from CURRENT season									
▶ 200m	3	Kirani JAMES	SO	20.48	4/15/11	D	26	1.79	3.79
▶ 400m	3	Kirani JAMES	SO	45.12	4/23/11	26	2.31	28.31	
▶ 800m	2	Fred SAMOEI	SR	1:45.52	4/14/11	28	3.31	31.31	
▶ 1500m	29	Julius BOR	SR	3:43.90	4/14/11	0.75	0.27	1.02	
▶ 5000m	27	Emmanuel BOR	SR	13:55.99	4/14/11	0.85	0.30	1.15	
▶ H110	40	Kamal FULLER	FR	14.04w	4/23/11	0.25	0.00	0.25	
▶ 4x400	24	Extol, James, Onyeukwu, Lynch		3:08.65	4/23/11	1	0.33	1.33	
▶ LJ	19	Kamal FULLER	FR	7.64mw	25-¾ 4/6/11	3.5	0.37	3.87	
Team Total								71.02	

27

North Carolina

Atlantic Coast Conference

▲ 44

Event	Scrd As	Athlete	Yr	Scored Mark	Date	Pl. Pts.	Bonus	TOTAL
Scored bests come from CURRENT season								
▶ 400m	19	Clayton PARROS	SO	46.17	4/21/11	3.5	0.47	3.97
▶ 400m	22	Charles COX	SR	46.28	3/25/11	2	0.38	2.38
▶ 1500m	17	Isaac PRESSON	FR	3:42.59	4/1/11	4.5	0.63	5.13
▶ 5000m	41	Pat SCHELLBERG	FR	13:59.14	3/25/11	0.225	0.17	0.40
▶ H400	41	Reynaldo RADLIN	SO	51.89	4/21/11	0.225	0.14	0.36
▶ Steeple	37	Alex DEIR	FR	8:58.32	4/16/11	0.35	0.10	0.45
▶ 4x400	23	Radlin, Parros, Hardesty, Cox		3:08.52	4/1/11	1.5	0.35	1.85
▶ HJ	7	Donte NALL	SR	2.21m	7-3 4/16/11	18	1.39	19.39
▶ PV	15	Parker SMITH	JR	5.30m	17-4¾ 4/16/11	6	0.55	6.55
▶ TJ	14	Austin DAVIS	SR	15.77m	51-9 4/21/11	7	0.51	7.51
▶ SP	41	Chris DILORENZO	SO	17.51m	57-5½ 4/21/11	0.225	0.00	0.22
▶ DEC	5	Mateo SOSSAH	SR	7,773	4/21/11	22	2.07	24.07
Team Total								72.28

29

Iowa

Big Ten Conference

▲ 19

Event	Scrd As	Athlete	Yr	Scored Mark	Date	Pl. Pts.	Bonus	TOTAL
Scored bests come from CURRENT season								
▶ 200m	36	Justin AUSTIN	SO	20.87	4/23/11	0.4	0.19	0.59
▶ 400m	29	Steven WILLEY	SR	46.48	4/7/11	0.75	0.24	0.99
▶ 800m	11	Erik SOWINSKI	JR	1:48.15	4/2/11	10	0.91	10.91
▶ 800m	33	Adam HAIRSTON	SR	1:49.53	4/7/11	0.55	0.19	0.74
▶ 1500m	55	Jeff THODE	SO	3:45.54	4/7/11		0.01	0.01
▶ H110	17	Jordan MULLEN	SO	13.79	4/15/11	4.5	0.46	4.96
▶ H110	36	Ethan HOLMES	SO	14.02	4/15/11	0.4	0.00	0.40
▶ H400	14	Ethan HOLMES	SO	51.05	4/23/11	7	0.58	7.58
▶ H400	15	D'Juan RICHARDSON	JR	51.12	4/15/11	6	0.54	6.54
▶ 4x100	13	Mincy, Sayon, Chaney, Austin		39.86	4/7/11	8	0.72	8.72
▶ 4x400	20	Willey, Richardson, Holmes, Sowinski		3:08.10	4/15/11	3	0.47	3.47
▶ TJ	19	Troy DORIS	JR	15.67m	51-5 4/23/11	3.5	0.35	3.85
▶ JAV	6	Matt BYERS	SO	74.89m	245-8 4/2/11	20	1.80	21.80
Team Total								70.57

"Scrd As", short for "Scored As", Standing used for place points portion of performance's score combining preseason data (when applied) to current season data
 Numbers in BLACK are both the performance's actual NCAA rank AND "scored as" rank Numbers in RED indicate actual NCAA rank does not exist or is worse than "scored as" rank Numbers in BLUE indicate actual NCAA rank is better than "scored as" rank



2011 Outdoor Track & Field, Week #4

Only those who score >0.01 pts are shown
D denotes multiple-event rule in affect

MEN

30

Washington

Pacific-10 Conference

▲ 1

Event	Scrd As	Athlete	Yr	Scored Mark	Date	Pl. Pts.	Bonus	TOTAL	
Scored bests come from CURRENT season									
▶ 100m	28	James ALAKA	SO	10.34	4/14/11	0.8	0.27	1.07	
▶ 400m	46	Maurice MCNEAL	FR	46.86	4/14/11	0.1	0.00	0.10	
▶ 800m	57	Ryan STYRK	SR	1:50.04	4/22/11		0.03	0.03	
▶ 1500m	44	James CAMERON	SO	3:44.90	4/14/11	0.15	0.11	0.26	
▶ 5000m	14	Colton TULLY-DOYLE	SR	13:47.25	3/25/11	7	0.89	7.89	
▶ 5000m	18	James CAMERON	JR	13:51.83	3/25/11	4	0.50	4.50	
▶ 5000m	45	Max O'DONOGHUE-MCDONALD	JR	13:59.82	3/25/11	0.125	0.15	0.27	
▶ 4x100	27	McNeal, Alaka, Dunn, Hamilton		40.24	4/9/11	0.85	0.31	1.16	
▶ PV	1	Scott ROTH	SR	5.72m	18-9¼	4/14/11	30	6.24	36.24
▶ TJ	27	Kasen COVINGTON	FR	15.54mw	51-0	4/22/11	0.85	0.15	1.00
▶ DISC	45	Conner LARNED	JR	53.78m	176-5	4/16/11	0.125	0.00	0.13
▶ HT	39	Angus TAYLOR	JR	61.32m	201-2	4/14/11	0.275	0.00	0.28
▶ JAV	16	Kyle NIELSEN	SR	71.49m	234-6	4/14/11	5	0.46	5.46
▶ JAV	20	Joe ZIMMERMAN	SO	70.58m	231-6	4/22/11	3	0.23	3.23
▶ JAV	50	James BROOKMAN	SO	65.77m	215-9	4/9/11	0.01	0.00	0.01
Scored bests come from PRE-SEASON DATA									
▶ DEC	18	Jeremy TAIWO	JR	7,521	5/15/10	4	0.60	4.60	
Team Total								66.22	

31

Minnesota

Big Ten Conference

▼ 16

Event	Scrd As	Athlete	Yr	Scored Mark	Date	Pl. Pts.	Bonus	TOTAL	
Scored bests come from CURRENT season									
▶ 800m	14	Harun ABDA	SO	1:48.54	4/7/11	7	0.66	7.66	
▶ 800m	20	David PACHUTA	JR	1:48.91	4/23/11	3	0.42	3.42	
▶ 800m	40	Travis BURKSTRAND	SO	1:49.70	4/14/11	0.25	0.13	0.38	
▶ 800m	44	Nick HUTTON	SO	1:49.77	4/14/11	0.15	0.11	0.26	
▶ 800m	48	Max HANSON	SR	1:49.84	4/14/11	0.05	0.09	0.14	
▶ 5000m	10	Hassan MEAD	JR	13:45.68	4/14/11	12	1.08	13.08	
▶ 10k	17	Mike TORCHIA	SR	29:13.20	4/14/11	4.5	0.55	5.05	
▶ 10k	23	Pieter GAGNON	SO	29:24.11	4/14/11	1.5	0.34	1.84	
▶ 4x400	34	Bradley, Holton, Fagbemi, Abda		3:10.05	4/7/11	0.5	0.09	0.59	
▶ PV	5	Ben PETERSON	SR	5.38m	17-7¼	4/23/11	22	1.25	23.25
▶ PV	27	Brock SPANDL	SR	5.20m	17-¾	4/13/11	0.85	0.01	0.86
▶ SP	44	Aaron STUDDT	SR	17.49m	57-4¼	4/2/11	0.15	0.00	0.15
▶ SP	50	Trey DAVIS	JR	17.39m	57-¾	4/2/11	0.01	0.00	0.01
▶ HT	16	Micah HEGERLE	SO	64.85m	212-9	3/18/11	5	0.63	5.63
▶ HT	28	Quentin MEGE	SO	62.01m	203-5	4/7/11	0.8	0.00	0.80
▶ DEC	28	Brock SPANDL	SR	7,384	4/13/11	0.8	0.15	0.95	
▶ DEC	37	Jack SZMANDA	SO	7,286	4/13/11	0.35	0.00	0.35	
Scored bests come from PRE-SEASON DATA									
▶ DEC	43	Joey SCHWECHE	SR	7,169	4/21/10	0.175	0.00	0.17	
Team Total								64.60	

32

California

Pacific-10 Conference

▼ 2

Event	Scrd As	Athlete	Yr	Scored Mark	Date	Pl. Pts.	Bonus	TOTAL	
Scored bests come from CURRENT season									
▶ 1500m	13	Michael COE	SR	3:42.29	4/23/11	8	0.77	8.77	
▶ H110	7	Ray STEWART	JR	13.55	4/23/11	18	1.39	19.39	
▶ H400	53	Monte CORLEY	FR	52.12	4/6/11		0.02	0.02	
▶ Steeple	27	Steve SODARO	SR	8:55.27	4/16/11	0.85	0.31	1.16	
▶ PV	48	Connor LANDRY	JR	5.10m	16-8¼	4/23/11	0.05	0.00	0.05
▶ PV	48	Michael MORRISON	SR	5.10m	16-8¼	4/6/11	0.05	0.00	0.05
▶ LJ	37	Chase WHEELER	FR	7.50mw	24-7¼	4/16/11	0.35	0.00	0.35
▶ TJ	33	Hammed SULEMAN	SO	15.48m	50-9¼	3/25/11	0.55	0.06	0.61
▶ SP	32	Patrick KOWALSKY	SR	17.71m	58-1¼	4/16/11	0.6	0.03	0.63
▶ DEC	1	Michael MORRISON	SR	7,921	4/6/11	30	3.49	33.49	
Team Total								64.52	

"Scrd As", short for "Scored As", Standing used for place points portion of performance's score combining preseason data (when applied) to current season data

Numbers in BLACK are both the performance's actual NCAA rank AND "scored as" rank Numbers in RED indicate actual NCAA rank does not exist or is worse than "scored as" rank Numbers in BLUE indicate actual NCAA rank is better than "scored as" rank

USTFCCCA Non-Member

Non-Member Schools Will NOT be ranked, beginning Week 2



2011 Outdoor Track & Field, Week #4

Only those who score >0.01 pts are shown
D denotes multiple-event rule in affect

MEN

33 **UCLA** ▼ 9
Pacific-10 Conference

Event	Scrd As	Athlete	Yr	Scored Mark	Date	Pl. Pts.	Bonus	TOTAL	
Scored bests come from CURRENT season									
▶ 100m	52	Randall CARROLL	SO	10.43	3/25/11		0.01	0.01	
▶ 200m	22	Maxwell DYCE	SO	20.77w	3/25/11	2	0.37	2.37	
▶ 200m	51	Karlon ROLLE	JR	20.97w	3/25/11		0.02	0.02	
▶ H400	45	Brian LAW	JR	51.95	3/25/11	0.125	0.11	0.23	
▶ 4x100	11	Frasier, Rolle, Dyce, Carroll		39.78	3/25/11	10	0.85	10.85	
▶ HJ	42	Taylor HOBSON	JR	2.11m	6-11	4/7/11	0.2	0.00	0.20
▶ PV	10	Greg WOEPSE	SR	5.35m	17-6½	4/17/11	12	0.94	12.94
▶ PV	20	Casey DICESARE	JR	5.25m	17-2¾	3/25/11	3	0.28	3.28
▶ PV	48	Michael WOEPSE	FR	5.10m	16-8¾	4/22/11	0.05	0.00	0.05
▶ TJ	6	Jonathan CLARK	SR	16.17m	53-¾	4/7/11	20	1.71	21.71
▶ DISC	14	Bo TAYLOR	SR	56.88m	186-7	4/22/11	7	0.52	7.52
▶ DISC	36	Tom NAGENGAST	JR	54.48m	178-9	3/25/11	0.4	0.00	0.40
▶ HT	21	Alec FALDERMEYER	FR	63.20m	207-4	4/2/11	2.5	0.27	2.77
▶ DEC	42	Dominic GIOVANNONI	SO	7,192	4/7/11	0.2	0.00	0.20	
Team Total								62.55	

35 **Kansas State** ▼ 9
Big 12 Conference

Event	Scrd As	Athlete	Yr	Scored Mark	Date	Pl. Pts.	Bonus	TOTAL	
Scored bests come from CURRENT season									
▶ 100m	41	Martynas JURGILAS	JR	10.39	3/25/11	0.225	0.13	0.35	
▶ 200m	39	Martynas JURGILAS	JR	20.89	4/13/11	0.275	0.16	0.43	
▶ H110	23	Jeffrey JULMIS	SR	13.87	4/13/11	1.5	0.29	1.79	
▶ H110	29	Mantas SILKAUSKAS	JR	13.94	4/13/11	0.75	0.14	0.89	
▶ 4x100	36	Coniglio, Silkauskas, Marshall, Jurgilas		40.45	3/25/11	0.4	0.14	0.54	
▶ HJ	1	Erik KYNARD	SO	2.28m	7-5¾	4/6/11	30	4.10	34.10
▶ HT	40	Tomaz BOGOVIC	JR	61.22m	200-10	3/25/11	0.25	0.00	0.25
▶ JAV	44	Cory BOULANGER	JR	66.41m	217-10	4/8/11	0.15	0.00	0.15
Scored bests come from PRE-SEASON DATA									
▶ DEC	7	Mantas SILKAUSKAS	JR	7,706	5/16/09	18	1.46	19.46	
▶ DEC	22	Moritz CLEVE	SR	7,429	4/1/10	2	0.30	2.30	
Team Total								60.27	

34 **Ohio State** ▲ 6
Big Ten Conference

Event	Scrd As	Athlete	Yr	Scored Mark	Date	Pl. Pts.	Bonus	TOTAL	
Scored bests come from CURRENT season									
▶ 400m	14	Thomas MURDAUGH	JR	45.81	4/2/11	7	0.92	7.92	
▶ 1500m	39	Cory LESLIE	JR	3:44.60	4/23/11	0.275	0.16	0.44	
▶ H110	47	Demoye BOGLE	FR	14.11w	4/2/11	0.075	0.00	0.08	
▶ H400	23	Marcus BROOKS	SO	51.59	4/2/11	1.5	0.30	1.80	
▶ Steeple	14	Cory LESLIE	JR	8:51.06	4/23/11	7	0.81	7.81	
▶ 4x400	10	Brooks, Roberts, Smith, Murdaugh		3:07.13	4/23/11	12	0.81	12.81	
▶ LJ	7	Mike HARTFIELD	JR	7.91m	25-11½	4/2/11	18	1.47	19.47
▶ LJ	18	Korbin SMITH	SO	7.65mw	25-1¼	4/2/11	4	0.40	4.40
▶ LJ	46	Derek BLEVINS	SO	7.48mw	24-6¾	4/2/11	0.1	0.00	0.10
▶ TJ	22	Mike HARTFIELD	JR	15.63m	51-3¾	4/2/11	2	0.29	2.29
▶ SP	20	Matt DECHANT	JR	18.09m	59-4¾	4/2/11	3	0.45	3.45
▶ HT	31	Max MAYS	JR	61.85m	202-11	4/2/11	0.65	0.00	0.65
▶ DEC	47	Heath NICKLES	SO	7,078	3/31/11	0.075	0.00	0.08	
Team Total								61.30	

36 **Colorado** ▲ 46
Big 12 Conference

Event	Scrd As	Athlete	Yr	Scored Mark	Date	Pl. Pts.	Bonus	TOTAL	
Scored bests come from CURRENT season									
▶ 100m	44	Joe MORRIS	SO	10.40	4/8/11	0.15	0.10	0.25	
▶ 200m	51	Joe MORRIS	SO	20.97	3/18/11		0.02	0.02	
▶ 800m	51	Steve KASICA	JR	1:49.92	4/14/11		0.06	0.06	
▶ 1500m	32	Richard MEDINA	JR	3:44.25	4/8/11	0.6	0.21	0.81	
▶ 5000m	5	Matt TEBO	SR	13:44.03	4/14/11	22	1.28	23.28	
▶ 5000m	8	Richard MEDINA	JR	13:44.34	4/14/11	16	1.25	17.25	
▶ 10k	14	Joe BOSSHARD	SO	29:10.85	3/25/11	7	0.59	7.59	
▶ 10k	15	Andy WACKER	JR	29:10.89	3/25/11	6	0.59	6.59	
▶ 10k	19	Richard MEDINA	JR	29:14.91	3/25/11	D 3.5	0.51	2.51	
▶ 10k	31	Matt TEBO	SR	29:30.09	3/25/11	0.65	0.23	0.88	
▶ DISC	50	Dane CHOBANIAN	SO	53.41m	175-2	4/8/11	0.01	0.00	0.01
▶ JAV	40	Brian OWENS	SO	67.37m	221-0	4/8/11	0.25	0.00	0.25
Team Total								59.51	

"Scrd As", short for "Scored As", Standing used for place points portion of performance's score combining preseason data (when applied) to current season data
Numbers in BLACK are both the performance's actual NCAA rank AND "scored as" rank Numbers in RED indicate actual NCAA rank does not exist or is worse than "scored as" rank Numbers in BLUE indicate actual NCAA rank is better than "scored as" rank



2011 Outdoor Track & Field, Week #4

Only those who score >0.01 pts are shown
D denotes multiple-event rule in affect

MEN

37

Oral Roberts

The Summit League

▲ 7

Event	Scrd As	Athlete	Yr	Scored Mark	Date	Pl. Pts.	Bonus	TOTAL	
Scored bests come from CURRENT season									
▶ H400	44	Jeffery GIBSON	SO	51.91	4/6/11	0.15	0.13	0.28	
▶ 4x400	16	Roberts, Williams, Chafausipo, Gibson		3:07.71	4/2/11	5	0.61	5.61	
▶ PV	2	Jack WHITT	SO	5.60m	18-4½	4/6/11	28	4.36	32.36
▶ PV	20	Dustin GEHRKE	SO	5.25m	17-2¾	4/2/11	3	0.28	3.28
▶ LJ	10	Clive CHAFAUSIPO	JR	7.83m	25-8¾	4/2/11	12	0.98	12.98
▶ TJ	25	Fredrick BROWN	SR	15.59mw	51-1¾	4/6/11	0.95	0.23	1.18
Team Total								55.68	

40

Houston

Conference USA

▲ 20

Event	Scrd As	Athlete	Yr	Scored Mark	Date	Pl. Pts.	Bonus	TOTAL	
Scored bests come from CURRENT season									
▶ 400m	15	Errol NOLAN	SO	45.89	4/14/11	6	0.81	6.81	
▶ 400m	23	Kelvin FURLOUGH	JR	46.29	4/14/11	1.5	0.38	1.88	
▶ H400	50	Jason PEREZ	SR	52.05	3/25/11	0.01	0.06	0.07	
▶ Steeple	16	Wesley RUTTOH	JR	8:51.99	4/14/11	5	0.68	5.68	
▶ 4x400	19	Furlough, Irabor, Hughey, Nolan		3:08.09	4/14/11	3.5	0.47	3.97	
▶ PV	19	Alex BENTLEY	SR	5.26m	17-3	4/23/11	3.5	0.33	3.83
▶ TJ	7	Chris CARTER	SR	16.11mw	52-10¾	4/6/11	18	1.44	19.44
▶ TJ	31	Lamar DELANEY	SR	15.50m	50-10¾	3/19/11	0.65	0.09	0.74
▶ DEC	14	Wesley BRAY	SR	7,571	4/6/11	7	0.77	7.77	
Team Total								50.18	

38

Eastern Illinois

Ohio Valley Conference

▲ 9

Event	Scrd As	Athlete	Yr	Scored Mark	Date	Pl. Pts.	Bonus	TOTAL	
Scored bests come from CURRENT season									
▶ 100m	8	Zye BOEY	JR	10.15w	3/31/11	16	1.13	17.13	
▶ 200m	10	Zye BOEY	JR	20.66	3/31/11	12	0.81	12.81	
▶ H400	53	Patrick TORTORICI	SR	52.12	3/31/11		0.02	0.02	
▶ PV	5	Michael VIKEN	FR	5.38m	17-7¾	4/9/11	22	1.25	23.25
▶ DISC	47	Tyler ARNHOLT	SR	53.69m	176-1	3/31/11	0.075	0.00	0.08
Team Total								53.29	

41

UT Arlington

Southland Conference

▼ 2

Event	Scrd As	Athlete	Yr	Scored Mark	Date	Pl. Pts.	Bonus	TOTAL	
Scored bests come from CURRENT season									
▶ 100m	17	Cordero GRAY	SR	10.24	4/6/11	4.5	0.60	5.10	
▶ 200m	47	Cordero GRAY	SR	20.94w	3/26/11	0.075	0.07	0.14	
▶ 4x100	15	Pettis, Gray, Vaughan, Mungwari		39.98	3/25/11	6	0.53	6.53	
▶ LJ	23	Lionel MUNGWARI	SO	7.60mw	24-11¾	4/23/11	1.5	0.24	1.74
▶ SP	19	Casey KEETER	SR	18.12m	59-5½	3/26/11	3.5	0.48	3.98
▶ JAV	35	Ivan STORIC	SO	68.07m	223-4	3/18/11	0.45	0.00	0.45
▶ DEC	2	Romain MARTIN	SO	7,867	4/6/11	28	2.97	30.97	
Team Total								48.92	

39

Liberty

Big South Conference

▼ 6

Event	Scrd As	Athlete	Yr	Scored Mark	Date	Pl. Pts.	Bonus	TOTAL	
Scored bests come from CURRENT season									
▶ 10k	1	Sam CHELANGA	SR	28:15.64	3/25/11	30	3.38	33.38	
▶ Steeple	20	Evans KIGEN	SR	8:53.32	4/21/11	3	0.49	3.49	
▶ PV	10	Kolby SHEPHERD	JR	5.35m	17-6½	4/6/11	12	0.94	12.94
▶ SP	36	Ryan SMITH	JR	17.66m	57-11¾	4/1/11	0.4	0.00	0.40
▶ JAV	30	Elliott GALEONE	SR	69.93m	229-5	4/21/11	0.7	0.06	0.76
Scored bests come from PRE-SEASON DATA									
▶ DEC	45	Geren WOODBRIDGE	SR	7,112	4/2/10	0.125	0.00	0.13	
Team Total								51.09	

"Scrd As", short for "Scored As", Standing used for place points portion of performance's score combining preseason data (when applied) to current season data
 Numbers in BLACK are both the performance's actual NCAA rank AND "scored as" rank Numbers in RED indicate actual NCAA rank does not exist or is worse than "scored as" rank Numbers in BLUE indicate actual NCAA rank is better than "scored as" rank



2011 Outdoor Track & Field, Week #4

Only those who score >0.01 pts are shown
D denotes multiple-event rule in affect

MEN

42

Princeton
Ivy League

▼ **15**

Event	Scrd As	Athlete	Yr	Scored Mark	Date	Pl. Pts.	Bonus	TOTAL
Scored bests come from CURRENT season								
▶ 1500m	46	Mark AMIRAUT	SR	3:45.00	4/22/11	0.1	0.10	0.20
▶ 5000m	11	Mark AMIRAUT	SR	13:45.69	3/25/11	10	1.08	11.08
▶ 5000m	13	Donn CABRAL	JR	13:46.50	3/25/11	8	0.98	8.98
▶ 10k	13	Brian LEUNG	JR	29:09.94	3/25/11	8	0.61	8.61
▶ Steeple	26	Donn CABRAL	JR	8:54.55	4/1/11	0.9	0.36	1.26
▶ 4x400	15	Eddy, Dinkins, Hopkins, Hollimon		3:07.57	4/16/11	6	0.66	6.66
▶ PV	15	David SLOVENSKI	JR	5.30m 17-4½	3/18/11	6	0.55	6.55
▶ TJ	40	Damon MCLEAN	FR	15.40m 50-6¼	4/16/11	0.25	0.00	0.25
▶ HT	17	Craig PEARCE	SR	63.97m 209-10	4/2/11	4.5	0.44	4.94
Team Total								48.52

43

Clemson
Atlantic Coast Conference

▲ **22**

Event	Scrd As	Athlete	Yr	Scored Mark	Date	Pl. Pts.	Bonus	TOTAL
Scored bests come from CURRENT season								
▶ 100m	31	Justin MURDOCK	JR	10.35	4/6/11	0.65	0.24	0.89
▶ 800m	34	Chris SLATE	JR	1:49.54	4/21/11	0.5	0.18	0.68
▶ H110	10	Spencer ADAMS	SO	13.62w	4/6/11	12	1.09	13.09
▶ 4x100	35	Fraser, Murdock, Craig, Jackson		40.42	4/21/11	0.45	0.16	0.61
▶ 4x400	11	Murdock, Jackson, Rispres, Moss		3:07.17	4/21/11	10	0.80	10.80
▶ SP	21	Alex PADGETT	SR	18.00m 59-¾	4/21/11	2.5	0.35	2.85
▶ DEC	7	Miller MOSS	SR	7,706	4/21/11	18	1.46	19.46
Team Total								48.38

44

Indiana
Big Ten Conference

▲ **26**

Event	Scrd As	Athlete	Yr	Scored Mark	Date	Pl. Pts.	Bonus	TOTAL
Scored bests come from CURRENT season								
▶ 400m	25	Kind BUTLER	JR	46.37	4/16/11	0.95	0.32	1.27
▶ 5000m	16	Ben HUBERS	JR	13:48.35	3/25/11	5	0.78	5.78
▶ 5000m	46	Andrew POORE	JR	13:59.84	4/22/11	0.1	0.14	0.24
▶ 10k	8	Andrew POORE	JR	28:48.02	3/25/11	16	1.50	17.50
▶ 10k	40	Zachary MAYHEW	SO	29:38.42	3/25/11	0.25	0.08	0.33
▶ Steeple	12	De'Sean TURNER	JR	8:50.35	4/16/11	9	0.91	9.91
▶ Steeple	25	Andy WEATHERFORD	JR	8:54.45	4/16/11	0.95	0.37	1.32
▶ Steeple	40	Andrew POORE	JR	8:58.63	4/9/11	0.25	0.07	0.32
▶ 4x100	12	Sult, Butler, Vaughn, Pipkin		39.84	3/26/11	9	0.75	9.75
▶ TJ	39	Olumide OLAMIGOKE	JR	15.41m 50-6¾	3/26/11	0.275	0.00	0.28
Team Total								46.71

45

Southern Illinois
Missouri Valley Conference

▲ **9**

Event	Scrd As	Athlete	Yr	Scored Mark	Date	Pl. Pts.	Bonus	TOTAL
Scored bests come from CURRENT season								
▶ 10k	4	Jeff SCHIRMER	SR	28:42.71	4/14/11	24	1.80	25.80
▶ 10k	21	Daniel DUNBAR	JR	29:21.83	4/14/11	2.5	0.39	2.89
▶ DISC	11	Jake DEITERS	SR	57.59m 188-11	4/1/11	10	0.80	10.80
▶ HT	15	J.C. LAMBERT	JR	64.86m 212-9	3/25/11	6	0.63	6.63
Team Total								46.12

"Scrd As", short for "Scored As", Standing used for place points portion of performance's score combining preseason data (when applied) to current season data

Numbers in BLACK are both the performance's actual NCAA rank AND "scored as" rank Numbers in RED indicate actual NCAA rank does not exist or is worse than "scored as" rank Numbers in BLUE indicate actual NCAA rank is better than "scored as" rank

USTFCCCA Non-Member

Non-Member Schools Will NOT be ranked, beginning Week 2



2011 Outdoor Track & Field, Week #4

Only those who score >0.01 pts are shown
D denotes multiple-event rule in affect

MEN

46

Washington State

Pacific-10 Conference

▼ 4

Event	Scrd As	Athlete	Yr	Scored Mark	Date	Pl. Pts.	Bonus	TOTAL
Scored bests come from CURRENT season								
▶ 800m	23	Joe ABBOTT	JR	1:48.95	4/14/11	1.5	0.39	1.89
▶ H110	22	Jeshua ANDERSON	SR	13.86w	4/2/11	2	0.31	2.31
▶ H400	2	Jeshua ANDERSON	SR	49.33	4/2/11	28	2.77	30.77
▶ H400	19	J HOPKINS	JR	51.23	4/2/11	3.5	0.49	3.99
▶ H400	27	Dana WELLS	SO	51.67	4/14/11	0.85	0.25	1.10
▶ H400	57	Rashaun JOHNSON	FR	52.15	4/23/11		0.01	0.01
▶ Steeple	45	Andrew GONZALES	FR	8:59.46	4/14/11	0.125	0.02	0.14
▶ 4x400	17	Dawson, Washington, Sealby, Anderson		3:07.87	4/14/11	4.5	0.55	5.05
Team Total								45.26

48

Illinois

Big Ten Conference

▲ 4

Event	Scrd As	Athlete	Yr	Scored Mark	Date	Pl. Pts.	Bonus	TOTAL
Scored bests come from CURRENT season								
▶ 800m	53	Ryan LYNN	SO	1:49.95	4/2/11		0.05	0.05
▶ H110	8	Andrew RILEY	JR	13.61	4/2/11	16	1.13	17.13
▶ H400	17	Cody WISSLEAD	SR	51.19	4/13/11	4.5	0.51	5.01
▶ Steeple	8	Kyle ENGNELL	JR	8:48.45	4/14/11	16	1.19	17.19
▶ Steeple	33	Chris DESILVA	JR	8:57.51	4/2/11	0.55	0.15	0.70
▶ 4x100	22	Riley, Shogbuyi, Zinzer, Azie		40.19	4/2/11	2	0.35	2.35
Team Total								42.43

47

Akron

Mid-American Conference

▲ 12

Event	Scrd As	Athlete	Yr	Scored Mark	Date	Pl. Pts.	Bonus	TOTAL
Scored bests come from CURRENT season								
▶ 800m	10	Willie BROWN	SO	1:48.13	4/23/11	12	0.92	12.92
▶ H110	32	Tyshaun PEOPLES	JR	13.96w	4/23/11	0.6	0.10	0.70
▶ H400	45	KC LACROSS	SR	51.95	4/23/11	0.125	0.11	0.23
▶ Steeple	49	Joe MCCOY	SR	9:00.22	4/8/11	0.025	0.00	0.03
▶ PV	27	Michael UHLE	SR	5.20m 17-¾	4/6/11	0.85	0.01	0.86
▶ LJ	7	Collister FAHIE	SR	7.91m 25-11½	4/6/11	18	1.47	19.47
▶ LJ	16	Tyshaun PEOPLES	JR	7.67mw 25-2	4/23/11	5	0.47	5.47
Scored bests come from PRE-SEASON DATA								
▶ DEC	21	Bjorn JOHANSSON	JR	7,432	4/14/10	2.5	0.31	2.81
Team Total								42.50

49

Sam Houston State

Southland Conference

▼ 4

Event	Scrd As	Athlete	Yr	Scored Mark	Date	Pl. Pts.	Bonus	TOTAL
Scored bests come from CURRENT season								
▶ 400m	44	Darryl HAYES	JR	46.84	3/25/11	0.15	0.00	0.15
▶ H110	49	Scottie JONES	JR	14.14	4/23/11	0.025	0.00	0.03
▶ 4x400	37	Martinez, Helaire, Jones, Hayes		3:10.17	3/25/11	0.35	0.07	0.42
▶ HJ	42	Louis HEDGEMAN	FR	2.11m 6-11	3/19/11	0.2	0.00	0.20
▶ LJ	31	Artis EDWARDS	JR	7.52mw 24-8¾	4/23/11	0.65	0.00	0.65
▶ LJ	42	Henry JORDAN III	JR	7.49m 24-7	4/15/11	0.2	0.00	0.20
▶ TJ	40	Artis EDWARDS	JR	15.40m 50-6¾	4/15/11	0.25	0.00	0.25
▶ TJ	42	Karique STEPHEN	SO	15.38mw 50-5¾	4/15/11	0.2	0.00	0.20
▶ HT	4	Chris CRALLE	SR	68.27m 223-11	3/19/11	24	1.85	25.85
▶ DEC	10	Matthew JOHNSON	JR	7,686	4/6/11	12	1.33	13.33
Team Total								41.27

"Scrd As", short for "Scored As", Standing used for place points portion of performance's score combining preseason data (when applied) to current season data

Numbers in BLACK are both the performance's actual NCAA rank AND "scored as" rank Numbers in RED indicate actual NCAA rank does not exist or is worse than "scored as" rank Numbers in BLUE indicate actual NCAA rank is better than "scored as" rank

USTFCCCA Non-Member

Non-Member Schools Will NOT be ranked, beginning Week 2



2011 Outdoor Track & Field, Week #4

Only those who score >0.01 pts are shown
D denotes multiple-event rule in affect

MEN

50

Virginia

Atlantic Coast Conference

▼18

Event	Scrd As	Athlete	Yr	Scored Mark	Date	Pl. Pts.	Bonus	TOTAL	
Scored bests come from CURRENT season									
▶ 800m	24	Anthony KOSTELAC	FR	1:49.02	4/21/11	1	0.35	1.35	
▶ 800m	32	Lance ROLLER	JR	1:49.44	4/21/11	0.6	0.21	0.81	
▶ 800m	37	Robby ANDREWS	SO	1:49.59	4/9/11	0.35	0.17	0.52	
▶ 1500m	6	Robby ANDREWS	SO	3:40.77	4/21/11	20	1.49	21.49	
▶ 1500m	36	Brett JOHNSON	SO	3:44.44	4/9/11	0.4	0.19	0.59	
▶ H110	19	Adams ABDULRAZAAQ	SR	13.82	4/21/11	3.5	0.39	3.89	
▶ Steeple	30	Andrew MEARNS	SR	8:56.41	4/21/11	0.7	0.23	0.93	
▶ HT	45	Vincenzo CHIARIELLO	JR	60.64m	198-11	4/1/11	0.125	0.00	0.13
▶ JAV	11	Andy FAHRINGER	JR	73.02m	239-7	3/25/11	10	0.87	10.87
Team Total								40.58	

53

Duke

Atlantic Coast Conference

▲50

Event	Scrd As	Athlete	Yr	Scored Mark	Date	Pl. Pts.	Bonus	TOTAL	
Scored bests come from CURRENT season									
▶ 5000m	38	Josh LUND	JR	13:58.87	4/21/11	0.3	0.18	0.48	
▶ Steeple	4	Ryan MCDERMOTT	SR	8:45.42	4/21/11	24	1.83	25.83	
▶ HJ	40	Tanner ANDERSON	FR	2.12m	6-11½	4/1/11	0.25	0.00	0.25
▶ SP	24	Michael BARBAS	JR	17.86m	58-7½	4/1/11	1	0.20	1.20
▶ SP	29	Mike SCHALLMO	SR	17.76m	58-3½	4/21/11	0.75	0.09	0.84
▶ DISC	30	Mike SCHALLMO	SR	55.27m	181-4	4/21/11	0.7	0.00	0.70
▶ JAV	23	John AUSTIN	SR	70.44m	231-1	4/21/11	1.5	0.19	1.69
▶ DEC	15	Curtis BEACH	FR	7,543	4/21/11	6	0.68	6.68	
Team Total								37.67	

51

Missouri

Big 12 Conference

▼16

Event	Scrd As	Athlete	Yr	Scored Mark	Date	Pl. Pts.	Bonus	TOTAL	
Scored bests come from CURRENT season									
▶ 100m	35	Tre CHAMBERS	FR	10.37w	4/8/11	0.45	0.18	0.63	
▶ H400	42	Chris DAVIS	SR	51.90	4/23/11	0.2	0.13	0.33	
▶ PV	9	Brian HANCOCK	SR	5.36m	17-7	4/8/11	14	1.04	15.04
▶ SP	34	Brooks MOSIER	SO	17.67m	57-11½	4/1/11	0.5	0.00	0.50
▶ HT	26	Chris HOLLY	SR	62.07m	203-7	4/8/11	0.9	0.01	0.91
▶ DEC	6	Lars RISE	SR	7,770	4/13/11	20	2.04	22.04	
Team Total								39.47	

54

Kentucky

Southeastern Conference

▲12

Event	Scrd As	Athlete	Yr	Scored Mark	Date	Pl. Pts.	Bonus	TOTAL	
Scored bests come from CURRENT season									
▶ 800m	4	Sharif WEBB	SR	1:47.19	4/1/11	24	1.64	25.64	
▶ LJ	25	Keenan HALL	SR	7.58m	24-10½	4/9/11	0.95	0.18	1.13
▶ TJ	26	Keenan HALL	SR	15.56m	51-¾	4/13/11	0.9	0.18	1.08
▶ TJ	47	Steve CROUSE	JR	15.30m	50-2½	4/9/11	0.075	0.00	0.08
▶ DISC	13	Colin BOEVERS	SR	57.26m	187-10	4/1/11	8	0.67	8.67
Team Total								36.60	

52

UTEP

Conference USA

▼14

Event	Scrd As	Athlete	Yr	Scored Mark	Date	Pl. Pts.	Bonus	TOTAL	
Scored bests come from CURRENT season									
▶ 1500m	35	Elkana ROTICH	SO	3:44.36	4/15/11	0.45	0.20	0.65	
▶ 1500m	52	Justice CHIRCHIR	JR	3:45.35	4/15/11		0.04	0.04	
▶ 4x100	10	Adeniyani, Mutegi, Dillihunt, Wright		39.76	4/15/11	12	0.89	12.89	
▶ 4x400	25	Adeniyani, Mutegi, Garcia, Kock		3:08.69	4/2/11	0.95	0.32	1.27	
▶ HT	5	Dimitrios FYLLADITAKIS	SR	67.97m	223-0	3/26/11	22	1.72	23.72
▶ JAV	32	Richard OLSSON	SO	69.26m	227-2	4/15/11	0.6	0.00	0.60
Team Total								39.17	

55

Western Kentucky

Sun Belt Conference

▼9

Event	Scrd As	Athlete	Yr	Scored Mark	Date	Pl. Pts.	Bonus	TOTAL	
Scored bests come from CURRENT season									
▶ 1500m	48	David MOKONE	FR	3:45.03	4/14/11	0.05	0.09	0.14	
▶ 10k	37	Shadrack KIPCHIRCHIR	SO	29:35.73	4/14/11	0.35	0.13	0.48	
▶ H110	49	Marcus POPE	JR	14.14w	4/9/11	0.025	0.00	0.03	
▶ JAV	1	Ignacio GUERRA	JR	78.69m	258-2	4/1/11	30	4.33	34.33
Team Total								34.98	


"Scrd As", short for "Scored As", Standing used for place points portion of performance's score combining preseason data (when applied) to current season data
 Numbers in BLACK are both the performance's actual NCAA rank AND "scored as" rank Numbers in RED indicate actual NCAA rank does not exist or is worse than "scored as" rank Numbers in BLUE indicate actual NCAA rank is better than "scored as" rank




2011 Outdoor Track & Field, Week #4

Only those who score >0.01 pts are shown
D denotes multiple-event rule in affect


MEN

56  **Cornell** ▲40
Ivy League


Event	Scrd As	Athlete	Yr	Scored Mark	Date	Pl. Pts.	Bonus	TOTAL
Scored bests come from CURRENT season								
▶ 10k	20	Nate EDELMAN	SR	29:20.31	3/25/11	3	0.41	3.41
▶ Steeple	6	Adrien DANNEMILLER	SR	8:46.66	4/22/11	20	1.56	21.56
▶ LJ	42	Steven BELL	FR	7.49m	24-7	4/9/11	0.2	0.20
▶ TJ	42	Gary JONES	SR	15.38m	50-5½	4/23/11	0.2	0.20
▶ DEC	13	Nick HUBER	JR	7,593	4/9/11	8	0.84	8.84
Team Total								34.22

57  **Temple** ▲71
Atlantic 10 Conference


Event	Scrd As	Athlete	Yr	Scored Mark	Date	Pl. Pts.	Bonus	TOTAL
Scored bests come from CURRENT season								
▶ Steeple	2	Travis MAHONEY	JR	8:41.66	4/22/11	28	2.67	30.67
▶ HT	20	Robert KEOGH	SR	63.50m	208-4	4/6/11	3	3.33
Team Total								34.00

58  **Iowa State** ▲4
Big 12 Conference


Event	Scrd As	Athlete	Yr	Scored Mark	Date	Pl. Pts.	Bonus	TOTAL
Scored bests come from CURRENT season								
▶ Steeple	1	Hillary BOR	SR	8:40.83	4/14/11	30	2.85	32.85
▶ TJ	33	Akeem HOLMES	JR	15.48m	50-9½	4/16/11	0.55	0.61
▶ DISC	41	Robbie UTTERBACK	SR	54.19m	177-9	4/23/11	0.225	0.22
Team Total								33.68

59  **UC Irvine** ▼3
Big West Conference


Event	Scrd As	Athlete	Yr	Scored Mark	Date	Pl. Pts.	Bonus	TOTAL
Scored bests come from CURRENT season								
▶ 800m	1	Charles JOCK	JR	1:45.19	4/14/11	30	3.64	33.64
Team Total								33.64

60  **Air Force** ▲8
Mountain West Conference

Event	Scrd As	Athlete	Yr	Scored Mark	Date	Pl. Pts.	Bonus	TOTAL	
Scored bests come from CURRENT season									
▶ 1500m	15	Justin TYNER	SR	3:42.51	4/7/11	6	0.67	6.67	
▶ 5000m	39	Justin TYNER	SR	13:58.90	4/14/11	0.275	0.18	0.46	
▶ 5000m	43	Jeremy DRENCKHAHN	SO	13:59.57	4/14/11	0.175	0.16	0.33	
▶ 10k	33	Jeremy DRENCKHAHN	SO	29:30.90	3/25/11	0.55	0.22	0.77	
▶ PV	5	Cale SIMMONS	SO	5.38m	17-7½	4/22/11	22	1.25	23.25
▶ HT	31	Robert DRYE	JR	61.85m	202-11	3/19/11	0.65	0.00	0.65
▶ DEC	26	Noah PALICIA	SR	7,385	4/13/11	0.9	0.16	1.06	
Team Total								33.18	

61  **Maryland** ▲15
Atlantic Coast Conference

Event	Scrd As	Athlete	Yr	Scored Mark	Date	Pl. Pts.	Bonus	TOTAL	
Scored bests come from CURRENT season									
▶ HJ	3	Dwight BARBIASZ	JR	2.23m	7-3¼	4/1/11	26	2.16	28.16
▶ HJ	17	Jon HILL	SO	2.15m	7-½	4/1/11	4.5	0.28	4.78
Team Total								32.95	

62  **Oklahoma State** ▼33
Big 12 Conference

Event	Scrd As	Athlete	Yr	Scored Mark	Date	Pl. Pts.	Bonus	TOTAL
Scored bests come from CURRENT season								
▶ 1500m	12	Thomas FARRELL	SO	3:42.23	4/22/11	9	0.80	9.80
▶ 1500m	38	Raul BOTEZAN	SO	3:44.57	4/14/11	0.3	0.16	0.46
▶ 1500m	40	German FERNANDEZ	SO	3:44.68	4/22/11	0.25	0.15	0.40
▶ 10k	6	Colby LOWE	JR	28:45.91	3/25/11	20	1.62	21.62
Team Total								32.28

"Scrd As", short for "Scored As", Standing used for place points portion of performance's score combining preseason data (when applied) to current season data

Numbers in BLACK are both the performance's actual NCAA rank AND "scored as" rank Numbers in RED indicate actual NCAA rank does not exist or is worse than "scored as" rank Numbers in BLUE indicate actual NCAA rank is better than "scored as" rank

USTFCCCA Non-Member


Non-Member Schools Will NOT be ranked, beginning Week 2




2011 Outdoor Track & Field, Week #4

Only those who score >0.01 pts are shown
D denotes multiple-event rule in affect


MEN

63  **Sacramento State** ▲ 6
Big Sky Conference


Event	Scrd As	Athlete	Yr	Scored Mark	Date	Pl. Pts.	Bonus	TOTAL
Scored bests come from CURRENT season								
▶ 800m	50	Nathaniel LITWILLER	SO	1:49.89	4/7/11	0.01	0.07	0.08
▶ H110	4	Ronald BROOKINS	SR	13.42	4/14/11	24	2.05	26.05
▶ HJ	17	Emilio HERNANDEZ	SR	2.15m 7-½	3/26/11	4.5	0.28	4.78
▶ LJ	37	Ronald BROOKINS	SR	7.50m 24-7¼	4/14/11	0.35	0.00	0.35
▶ DEC	35	Sam SCHUR	JR	7,292	4/7/11	0.45	0.00	0.45
Team Total								31.72

64  **Stephen F. Austin** ▲ 17
Southland Conference


Event	Scrd As	Athlete	Yr	Scored Mark	Date	Pl. Pts.	Bonus	TOTAL
Scored bests come from CURRENT season								
▶ H110	8	Nick MCCLLOUD	JR	13.61w	4/6/11	16	1.13	17.13
▶ 4x100	29	Rosborough, McCloud, Thomas, Williams		40.30	4/2/11	0.75	0.26	1.01
▶ 4x400	32	Hawkins, Stafford, Sammons, Brown		3:09.78	3/25/11	0.6	0.13	0.73
▶ LJ	37	Jamal PEDEN	FR	7.50m 24-7¼	4/23/11	0.35	0.00	0.35
▶ SP	14	Jon ARTHUR	JR	18.36m 60-3	4/6/11	7	0.75	7.75
▶ DISC	22	Clint HARRIS	FR	56.30m 184-8	4/6/11	2	0.28	2.28
▶ JAV	26	Adam WOLFE	SR	70.35m 230-9	4/23/11	0.9	0.17	1.07
▶ DEC	29	Chris JONES	SR	7,380	4/6/11	0.75	0.14	0.89
Team Total								31.21

65  **Long Beach State** ▼ 10
Big West Conference


Event	Scrd As	Athlete	Yr	Scored Mark	Date	Pl. Pts.	Bonus	TOTAL
Scored bests come from CURRENT season								
▶ H400	19	Sam JETER	SR	51.23	3/26/11	3.5	0.49	3.99
▶ H400	29	Christopher LAWSON	JR	51.70	3/26/11	0.75	0.24	0.99
▶ PV	18	Tyler WALLACE	JR	5.28m 17-3¼	4/16/11	4	0.44	4.44
▶ DISC	20	Cesar PUGA	SR	56.50m 185-4	4/16/11	3	0.36	3.36
▶ DISC	42	Colin DUNBAR	SR	54.09m 177-5	4/16/11	0.2	0.00	0.20
▶ HT	10	Colin DUNBAR	SR	66.65m 218-8	4/8/11	12	1.16	13.16
▶ DEC	19	Nicholas ARMSTRONG	SR	7,478	4/13/11	3.5	0.46	3.96
Team Total								30.10

66  **Portland** ▲ 8
West Coast Conference


Event	Scrd As	Athlete	Yr	Scored Mark	Date	Pl. Pts.	Bonus	TOTAL
Scored bests come from CURRENT season								
▶ 5000m	29	Trevor DUNBAR	FR	13:56.65	4/14/11	0.75	0.27	1.02
▶ 5000m	35	Alfred KIPCHUMBA	JR	13:57.76	3/25/11	0.45	0.23	0.68
▶ 10k	3	Alfred KIPCHUMBA	JR	28:38.34	4/14/11	26	2.05	28.05
Team Total								29.75

67  **Purdue** ▲ 26
Big Ten Conference

Event	Scrd As	Athlete	Yr	Scored Mark	Date	Pl. Pts.	Bonus	TOTAL
Scored bests come from CURRENT season								
▶ 100m	35	Shane CRAWFORD	SR	10.37	4/23/11	0.45	0.18	0.63
▶ 800m	39	Jacob PALMER	SR	1:49.67	4/23/11	0.275	0.14	0.42
▶ HJ	7	Geoff DAVIS	SO	2.21m 7-3	4/23/11	18	1.39	19.39
▶ PV	20	Chris THOMAN	SR	5.25m 17-2¼	4/15/11	3	0.28	3.28
▶ PV	42	Zack SAUNDERS	SO	5.15m 16-10¼	4/15/11	0.2	0.00	0.20
▶ LJ	31	Chris KIRTZ	SR	7.52m 24-8¼	4/7/11	0.65	0.00	0.65
▶ SP	17	Bill HARDCASTLE	SR	18.14m 59-6¼	4/15/11	4.5	0.50	5.00
Team Total								29.57

68  **Rutgers** ▼ 18
BIG EAST Conference

Event	Scrd As	Athlete	Yr	Scored Mark	Date	Pl. Pts.	Bonus	TOTAL
Scored bests come from CURRENT season								
▶ HJ	42	Adam BERGO	JR	2.11m 6-11	4/23/11	0.2	0.00	0.20
▶ DISC	3	James PLUMMER	SO	60.43m 198-3	4/23/11	26	3.20	29.20
Team Total								29.40

69  **Buffalo** ▲ 8
Mid-American Conference

Event	Scrd As	Athlete	Yr	Scored Mark	Date	Pl. Pts.	Bonus	TOTAL
Scored bests come from CURRENT season								
▶ SP	3	Robert GOLABEK	SR	19.09m 62-7¼	4/6/11	26	2.27	28.27
▶ DISC	43	Matthew GAC	SR	53.92m 176-11	4/2/11	0.175	0.00	0.17
Team Total								28.44


"Scrd As", short for "Scored As", Standing used for place points portion of performance's score combining preseason data (when applied) to current season data
Numbers in BLACK are both the performance's actual NCAA rank AND "scored as" rank Numbers in RED indicate actual NCAA rank does not exist or is worse than "scored as" rank Numbers in BLUE indicate actual NCAA rank is better than "scored as" rank




2011 Outdoor Track & Field, Week #4

Only those who score >0.01 pts are shown
D denotes multiple-event rule in affect


MEN

70  **Weber State** ▲22
Big Sky Conference


Event	Scrd As	Athlete	Yr	Scored Mark	Date	Pl. Pts.	Bonus	TOTAL
Scored bests come from CURRENT season								
▶ Steeple	3	Brett HALES	SR	8:42.93	4/14/11	26	2.38	28.38
Team Total								28.38

71  **Penn** ▲ 4
Ivy League


Event	Scrd As	Athlete	Yr	Scored Mark	Date	Pl. Pts.	Bonus	TOTAL	
Scored bests come from CURRENT season									
▶ HJ	3	Maalik REYNOLDS	FR	2.23m	7-3/4	4/2/11	26	2.16	28.16
Team Total								28.16	

72  **Butler** ▲23
Horizon League


Event	Scrd As	Athlete	Yr	Scored Mark	Date	Pl. Pts.	Bonus	TOTAL
Scored bests come from CURRENT season								
▶ 1500m	3	Kris GAUSON	SR	3:40.59	4/14/11	26	1.58	27.58
Team Total								27.58

73  **Brown** unch
Ivy League


Event	Scrd As	Athlete	Yr	Scored Mark	Date	Pl. Pts.	Bonus	TOTAL	
Scored bests come from CURRENT season									
▶ JAV	4	Craig KINSLEY	SR	76.33m	250-5	4/16/11	24	2.60	26.60
▶ JAV	38	Nick KEELING	FR	67.66m	221-11	4/2/11	0.3	0.00	0.30
Team Total								26.90	

74  **Northern Arizona** ▼31
Big Sky Conference


Event	Scrd As	Athlete	Yr	Scored Mark	Date	Pl. Pts.	Bonus	TOTAL	
Scored bests come from CURRENT season									
▶ 1500m	11	Diego ESTRADA	JR	3:41.80	4/14/11	10	1.00	11.00	
▶ 10k	12	Ahmed OSMAN	JR	28:57.67	3/25/11	9	0.99	9.99	
▶ 10k	38	Tim FRERIKS	SO	29:35.80	4/14/11	0.3	0.13	0.43	
▶ DISC	21	Andres ROSSINI	SR	56.49m	185-4	3/18/11	2.5	0.36	2.86
▶ HT	34	Pascal TANG	JR	61.70m	202-5	4/7/11	0.5	0.00	0.50
Team Total								24.78	

75  **Illinois State** ▲ 3
Missouri Valley Conference

Event	Scrd As	Athlete	Yr	Scored Mark	Date	Pl. Pts.	Bonus	TOTAL	
Scored bests come from CURRENT season									
▶ JAV	5	Tim GLOVER	SO	75.90m	249-0	3/31/11	22	2.30	24.30
Team Total								24.30	

76  **Central Michigan** ▲ 8
Mid-American Conference

Event	Scrd As	Athlete	Yr	Scored Mark	Date	Pl. Pts.	Bonus	TOTAL	
Scored bests come from CURRENT season									
▶ DISC	5	Alex ROSE	SO	58.70m	192-7	4/9/11	22	1.61	23.61
▶ HT	35	Ryan MCCULLOUGH	JR	61.69m	202-4	4/16/11	0.45	0.00	0.45
Team Total								24.06	

77  **Delaware State** ▲21
Mid-Eastern Athletic Conference

Event	Scrd As	Athlete	Yr	Scored Mark	Date	Pl. Pts.	Bonus	TOTAL
Scored bests come from CURRENT season								
▶ 400m	49	Ryan CARTER	SO	46.93	4/9/11	0.025	0.00	0.03
▶ H400	9	Leslie MURRAY	JR	50.62	4/1/11	14	1.03	15.03
▶ 4x400	13	Brown, Carter, Murray, Devore		3:07.41	4/1/11	8	0.71	8.71
Team Total								23.77

"Scrd As", short for "Scored As", Standing used for place points portion of performance's score combining preseason data (when applied) to current season data
Numbers in BLACK are both the performance's actual NCAA rank AND "scored as" rank Numbers in RED indicate actual NCAA rank does not exist or is worse than "scored as" rank Numbers in BLUE indicate actual NCAA rank is better than "scored as" rank



2011 Outdoor Track & Field, Week #4

Only those who score >0.01 pts are shown
D denotes multiple-event rule in affect

MEN

78 **UTSA** ▼14
Southland Conference

Event	Scrd As	Athlete	Yr	Scored Mark	Date	Pl. Pts.	Bonus	TOTAL	
Scored bests come from CURRENT season									
▶ 100m	46	Kemar MARSDEN	JR	10.41	4/1/11	0.1	0.07	0.17	
▶ H110	25	Keyunta HAYES	FR	13.88	4/1/11	0.95	0.27	1.22	
▶ H400	36	Darryl WYRICK	SO	51.82	4/14/11	0.4	0.18	0.58	
▶ H400	38	Keyunta HAYES	FR	51.86	4/14/11	0.3	0.16	0.46	
▶ HJ	13	Keith BENFORD	SO	2.18m	7-1¾	3/25/11	8	0.68	8.68
▶ HJ	35	Kerry THOMPSON	FR	2.13m	6-11¾	4/1/11	0.45	0.02	0.47
▶ TJ	11	Devon BOND	SR	15.96m	52-4¾	4/14/11	10	0.93	10.93
▶ DISC	39	Richard GARRETT	SO	54.29m	178-1	4/6/11	0.275	0.00	0.28
Team Total						22.77			

79 **South Carolina** ▼56
Southeastern Conference

Event	Scrd As	Athlete	Yr	Scored Mark	Date	Pl. Pts.	Bonus	TOTAL	
Scored bests come from CURRENT season									
▶ 200m	17	Antonio SALES	SR	20.73	4/15/11	4.5	0.51	5.01	
▶ 400m	32	Clayton GRAVESANDE	FR	46.60	4/15/11	0.6	0.15	0.75	
▶ 4x100	17	Gravesande, Sales, Royster, Maxwell		40.09	4/1/11	4.5	0.43	4.93	
▶ 4x400	14	Gravesande, Carter, Sales, Anderson		3:07.53	4/1/11	7	0.67	7.67	
▶ HJ	42	David WILKINS	SO	2.11m	6-11	4/8/11	0.2	0.00	0.20
▶ TJ	20	Lincoln CARR	SO	15.66m	51-4¾	4/8/11	3	0.34	3.34
▶ HT	44	Michael ZAJAC	SR	60.79m	199-5	3/26/11	0.15	0.00	0.15
Scored bests come from PRE-SEASON DATA									
▶ DEC	49	Scott PIERCE	SR	7,056	5/13/10	0.025	0.00	0.03	
Team Total						22.08			

80 **Indiana State** ▲19
Missouri Valley Conference

Event	Scrd As	Athlete	Yr	Scored Mark	Date	Pl. Pts.	Bonus	TOTAL	
Scored bests come from CURRENT season									
▶ Steeple	44	Michael DISHER	SR	8:59.21	4/16/11	0.15	0.03	0.18	
▶ HJ	6	Major CLAY	JR	2.22m	7-3¾	4/23/11	20	1.78	21.78
Team Total						21.96			

81 **Notre Dame** ▲6
BIG EAST Conference

Event	Scrd As	Athlete	Yr	Scored Mark	Date	Pl. Pts.	Bonus	TOTAL	
Scored bests come from CURRENT season									
▶ 800m	46	Jack HOWARD	SR	1:49.82	4/14/11	0.1	0.09	0.19	
▶ 1500m	7	Jeremy RAE	SO	3:41.11	4/14/11	18	1.33	19.33	
▶ 1500m	51	J.P. MALETTE	SO	3:45.26	4/14/11		0.06	0.06	
▶ 1500m	56	Johnathan SHAWEL	JR	3:45.55	4/14/11		0.01	0.01	
▶ 10k	29	Dan JACKSON	SR	29:28.61	4/14/11	0.75	0.26	1.01	
▶ PV	27	Kevin SCHIPPER	JR	5.20m	17-¾	3/25/11	0.85	0.01	0.86
▶ SP	42	Denes VERES	SR	17.50m	57-5	3/25/11	0.2	0.00	0.20
Scored bests come from PRE-SEASON DATA									
▶ DEC	46	Justin SCHNEIDER	SR	7,102	4/30/10	0.1	0.00	0.10	
Team Total						21.77			

82 **Tulsa** ▲62
Conference USA

Event	Scrd As	Athlete	Yr	Scored Mark	Date	Pl. Pts.	Bonus	TOTAL
Scored bests come from CURRENT season								
▶ 800m	54	Chris O'HARE	SO	1:49.98	4/16/11		0.04	0.04
▶ 1500m	16	Chris O'HARE	SO	3:42.54	4/22/11	5	0.65	5.65
▶ 1500m	20	Justin DUNCAN	SR	3:42.80	4/22/11	3	0.53	3.53
▶ 10k	26	Lewis TIMMINS	SR	29:26.64	4/14/11	0.9	0.30	1.20
▶ Steeple	11	Carl STONES	JR	8:50.12	4/14/11	10	0.95	10.95
Team Total						21.37		

83 **UC Davis** ▲19
Big West Conference

Event	Scrd As	Athlete	Yr	Scored Mark	Date	Pl. Pts.	Bonus	TOTAL	
Scored bests come from CURRENT season									
▶ 1500m	41	Jonathan SEES	SR	3:44.69	4/23/11	0.225	0.15	0.37	
▶ H400	8	Thomas PHILLIPS	SR	50.52	3/26/11	16	1.14	17.14	
▶ H400	21	Alex WILRIGHT	SR	51.54	4/7/11	2.5	0.32	2.82	
▶ PV	27	Ethan OSTROM	SO	5.20m	17-¾	3/12/11	0.85	0.01	0.86
Team Total						21.20			

"Scrd As", short for "Scored As", Standing used for place points portion of performance's score combining preseason data (when applied) to current season data

Numbers in BLACK are both the performance's actual NCAA rank AND "scored as" rank Numbers in RED indicate actual NCAA rank does not exist or is worse than "scored as" rank Numbers in BLUE indicate actual NCAA rank is better than "scored as" rank

USTFCCCA Non-Member

Non-Member Schools Will NOT be ranked, beginning Week 2



2011 Outdoor Track & Field, Week #4

Only those who score >0.01 pts are shown
D denotes multiple-event rule in affect

MEN

84

SIU Edwardsville

Ohio Valley Conference

▲ 24

Event	Scrd As	Athlete	Yr	Scored Mark	Date	Pl. Pts.	Bonus	TOTAL	
Scored bests come from CURRENT season									
▶ H110	28	William LINDSEY	FR	13.93w	4/9/11	0.8	0.16	0.96	
▶ H400	38	William LINDSEY	FR	51.86	4/23/11	0.3	0.16	0.46	
▶ HT	7	Ben BISHOP	SR	67.47m	221-4	4/23/11	18	1.51	19.51
Team Total								20.93	

85

George Mason

Colonial Athletic Association

▲ 31

Event	Scrd As	Athlete	Yr	Scored Mark	Date	Pl. Pts.	Bonus	TOTAL	
Scored bests come from CURRENT season									
▶ 400m	49	Nick VAUGHN	JR	46.93	4/9/11	0.025	0.00	0.03	
▶ 4x100	24	Vaughn, Ruffin, Baker-Johnson, Vaughn		40.21	4/1/11	1	0.33	1.33	
▶ 4x400	8	Verburg, Bullard, Vaughn, Empty		3:06.47	4/1/11	16	1.05	17.05	
▶ LJ	35	Lavell HANDY	JR	7.51m	24-7%	4/9/11	0.45	0.00	0.45
▶ LJ	46	Dwight WEBLEY	JR	7.48m	24-6½	4/9/11	0.1	0.00	0.10
▶ TJ	31	Lavell HANDY	JR	15.50m	50-10%	4/1/11	0.65	0.09	0.74
Team Total								19.69	

86

Southern Utah

The Summit League

▲ 27

Event	Scrd As	Athlete	Yr	Scored Mark	Date	Pl. Pts.	Bonus	TOTAL
Scored bests come from CURRENT season								
▶ 1500m	53	Cameron LEVINS	JR	3:45.38	4/9/11		0.04	0.04
▶ 5000m	7	Cameron LEVINS	JR	13:44.23	4/14/11	18	1.26	19.26
Team Total								19.30

87

Boise State

Western Athletic Conference

▲ 2

Event	Scrd As	Athlete	Yr	Scored Mark	Date	Pl. Pts.	Bonus	TOTAL	
Scored bests come from CURRENT season									
▶ Steeple	13	Sawyer BOSCH	JR	8:50.72	4/14/11	8	0.86	8.86	
▶ LJ	20	Eetu VIITALA	JR	7.62m	25-0	4/1/11	3	0.31	3.31
▶ HT	18	Alex NELSON	JR	63.60m	208-8	4/7/11	4	0.35	4.35
▶ HT	33	Trevor KRAYCHIR	JR	61.76m	202-7	4/16/11	0.55	0.00	0.55
▶ JAV	36	Pontus THOMEE	SR	68.03m	223-2	4/22/11	0.4	0.00	0.40
Scored bests come from PRE-SEASON DATA									
▶ DEC	24	Kurt FELIX	SR	7,412	5/12/10	1	0.24	1.24	
Team Total								18.71	

88

ULM

Sun Belt Conference

▼ 31

Event	Scrd As	Athlete	Yr	Scored Mark	Date	Pl. Pts.	Bonus	TOTAL	
Scored bests come from CURRENT season									
▶ JAV	8	Richard MCKAY	JR	73.68m	241-8	3/18/11	16	1.20	17.20
▶ JAV	29	Kyle KENT	SR	69.95m	229-6	4/16/11	0.75	0.07	0.82
Team Total								18.02	

89

Southern Miss

Conference USA

▲ 30

Event	Scrd As	Athlete	Yr	Scored Mark	Date	Pl. Pts.	Bonus	TOTAL	
Scored bests come from CURRENT season									
▶ HJ	17	Marcus NORWOOD	JR	2.15m	7-½	4/1/11	4.5	0.28	4.78
▶ LJ	17	Ramon CROCKETT	SR	7.66mw	25-1½	4/23/11	4.5	0.43	4.93
▶ SP	42	Robert COLLINGWOOD	SO	17.50m	57-5	4/23/11	0.2	0.00	0.20
▶ HT	48	Suyi GEORGEWILL	SO	60.36m	198-0	4/23/11	0.05	0.00	0.05
▶ JAV	14	Kyle SMITH	JR	72.57m	238-1	4/1/11	7	0.74	7.74
Team Total								17.70	

"Scrd As", short for "Scored As", Standing used for place points portion of performance's score combining preseason data (when applied) to current season data

Numbers in BLACK are both the performance's actual NCAA rank AND "scored as" rank Numbers in RED indicate actual NCAA rank does not exist or is worse than "scored as" rank Numbers in BLUE indicate actual NCAA rank is better than "scored as" rank

USTFCCCA Non-Member

Non-Member Schools Will NOT be ranked, beginning Week 2



2011 Outdoor Track & Field, Week #4

Only those who score >0.01 pts are shown
D denotes multiple-event rule in affect

MEN

90 **UC Santa Barbara** ▲ 1
Big West Conference

Event	Scrd As	Athlete	Yr	Scored Mark	Date	Pl. Pts.	Bonus	TOTAL
Scored bests come from CURRENT season								
▶ 800m	8	Ryan MARTIN	JR	1:47.93	3/26/11	16	1.05	17.05
▶ DEC	44	Derek MASTERSON	JR	7,159	3/24/11	0.15	0.00	0.15
Team Total								17.20

91 **Tennessee** ▼ 24
Southeastern Conference

Event	Scrd As	Athlete	Yr	Scored Mark	Date	Pl. Pts.	Bonus	TOTAL	
Scored bests come from CURRENT season									
▶ 100m	22	Dentarius LOCKE	FR	10.29	4/2/11	2	0.42	2.42	
▶ 200m	30	Dentarius LOCKE	FR	20.81	4/2/11	0.7	0.30	1.00	
▶ H400	56	Terry BENSON	JR	52.14	4/2/11		0.01	0.01	
▶ 4x100	24	Juin, Locke, Nelvis, Grace		40.21	4/2/11	1	0.33	1.33	
▶ PV	27	Joe BERRY	JR	5.20m	17-¾	4/2/11	0.85	0.01	0.86
▶ LJ	11	Justin HUNTER	FR	7.81mw	25-7½	4/22/11	10	0.91	10.91
▶ LJ	42	Desmond BROWN	JR	7.49m	24-7	4/2/11	0.2	0.00	0.20
Team Total								16.74	

92 **Lamar** ▼ 29
Southland Conference

Event	Scrd As	Athlete	Yr	Scored Mark	Date	Pl. Pts.	Bonus	TOTAL
Scored bests come from CURRENT season								
▶ Steeple	9	Tom WADE	JR	8:48.60	4/14/11	14	1.17	15.17
▶ Steeple	29	Joe WADE	JR	8:55.74	4/14/11	0.75	0.28	1.03
Team Total								16.20

93 **Troy** ▲ 17
Sun Belt Conference

Event	Scrd As	Athlete	Yr	Scored Mark	Date	Pl. Pts.	Bonus	TOTAL	
Scored bests come from CURRENT season									
▶ 100m	39	Neko FREEMAN	SO	10.38	3/17/11	0.275	0.16	0.43	
▶ 200m	44	Stanley ARUKWE	SR	20.93w	4/23/11	0.15	0.09	0.24	
▶ 4x100	33	Freeman, McLeod, McGhee, Arukwe		40.36	3/11/11	0.55	0.21	0.76	
▶ JAV	10	Martins PILDAVS	JR	73.32m	240-6	3/11/11	12	1.02	13.02
Team Total								14.45	

94 **Charlotte** ▼ 9
Atlantic 10 Conference

Event	Scrd As	Athlete	Yr	Scored Mark	Date	Pl. Pts.	Bonus	TOTAL	
Scored bests come from CURRENT season									
▶ 100m	33	Sam JORDAN	JR	10.36	4/23/11	0.55	0.21	0.76	
▶ 200m	20	Darius LAW	SR	20.75w	4/23/11	D	3	0.44	2.44
▶ 400m	18	Darius LAW	SR	46.00	4/15/11	4	0.64	4.64	
▶ SP	16	Jake DEATON	JR	18.23m	59-9¾	4/1/11	5	0.60	5.60
▶ DISC	27	Jake DEATON	JR	55.73m	182-10	4/23/11	0.85	0.05	0.90
Team Total								14.35	

95 **Providence** ▼ 5
BIG EAST Conference

Event	Scrd As	Athlete	Yr	Scored Mark	Date	Pl. Pts.	Bonus	TOTAL
Scored bests come from CURRENT season								
▶ 1500m	10	Julian MATTHEWS	JR	3:41.72	4/14/11	12	1.04	13.04
Team Total								13.04

"Scrd As", short for "Scored As", Standing used for place points portion of performance's score combining preseason data (when applied) to current season data

Numbers in BLACK are both the performance's actual NCAA rank AND "scored as" rank Numbers in RED indicate actual NCAA rank does not exist or is worse than "scored as" rank Numbers in BLUE indicate actual NCAA rank is better than "scored as" rank

USTFCCCA Non-Member


Non-Member Schools Will NOT be ranked, beginning Week 2




2011 Outdoor Track & Field, Week #4

Only those who score >0.01 pts are shown
D denotes multiple-event rule in affect


MEN

96  **Louisville** ▼45
BIG EAST Conference


Event	Scrd As	Athlete	Yr	Scored Mark	Date	Pl. Pts.	Bonus	TOTAL	
Scored bests come from CURRENT season									
▶ Steeple	15	Mattias WOLTER	FR	8:51.92	4/14/11	6	0.69	6.69	
▶ Steeple	19	Matt HUGHES	SR	8:52.98	4/9/11	3.5	0.53	4.03	
▶ LJ	37	Wesley SMITH	JR	7.50m	24-7½	4/9/11	0.35	0.00	0.35
▶ SP	30	Weston BANKS	SR	17.75m	58-3	4/9/11	0.7	0.08	0.78
▶ DISC	44	Josh GREENWALD	SR	53.82m	176-7	4/1/11	0.15	0.00	0.15
Team Total								12.00	

99  **Mount St. Mary's** ▲ 2
Northeast Conference


Event	Scrd As	Athlete	Yr	Scored Mark	Date	Pl. Pts.	Bonus	TOTAL
Scored bests come from CURRENT season								
▶ DEC	12	Thomas FITZSIMONS	JR	7,607	4/6/11	9	0.89	9.89
Team Total								9.89

97  **Michigan** ▲ 3
Big Ten Conference


Event	Scrd As	Athlete	Yr	Scored Mark	Date	Pl. Pts.	Bonus	TOTAL	
Scored bests come from CURRENT season									
▶ 5000m	42	Craig FORYS	JR	13:59.53	3/25/11	0.2	0.16	0.36	
▶ H400	30	Ali ARASTU	FR	51.73	4/7/11	0.7	0.22	0.92	
▶ PV	27	Austin DEWILDT	SO	5.20m	17-¾	4/17/11	0.85	0.01	0.86
▶ SP	13	Cody RIFFLE	FR	18.40m	60-4½	4/7/11	8	0.79	8.79
▶ DISC	31	Cody RIFFLE	FR	54.71m	179-6	4/17/11	0.65	0.00	0.65
Team Total								11.58	

100  **Louisiana Tech** ▲ 5
Western Athletic Conference


Event	Scrd As	Athlete	Yr	Scored Mark	Date	Pl. Pts.	Bonus	TOTAL	
Scored bests come from CURRENT season									
▶ 100m	28	Dennis RICHARDSON	FR	10.34	4/2/11	0.8	0.27	1.07	
▶ H110	42	Billy Ray WALKER	SR	14.06w	4/23/11	0.2	0.00	0.20	
▶ 4x100	24	Richardson, Stewart, Goree, Hadnot		40.21	4/2/11	1	0.33	1.33	
▶ SP	24	Larry JONES	SR	17.86m	58-7½	4/2/11	1	0.20	1.20
▶ DISC	16	Larry JONES	SR	56.69m	186-0	4/16/11	5	0.44	5.44
Team Total								9.24	

98  **Utah State** ▼45
Western Athletic Conference

Event	Scrd As	Athlete	Yr	Scored Mark	Date	Pl. Pts.	Bonus	TOTAL	
Scored bests come from CURRENT season									
▶ 100m	46	Armahd LEWIS	SR	10.41	4/23/11	0.1	0.07	0.17	
▶ 800m	30	Jason HOLT	SR	1:49.34	4/16/11	0.7	0.25	0.95	
▶ Steeple	21	Daniel HOWELL	SR	8:53.81	4/14/11	2.5	0.42	2.92	
▶ HJ	17	Clint SILCOCK	SR	2.15m	7-¾	4/23/11	4.5	0.28	4.78
▶ SP	23	Joe CANAVAN	JR	17.93m	58-10	4/16/11	1.5	0.27	1.77
Team Total								10.59	

101  **Miami (Fla.)** ▲ 6
Atlantic Coast Conference

Event	Scrd As	Athlete	Yr	Scored Mark	Date	Pl. Pts.	Bonus	TOTAL
Scored bests come from CURRENT season								
▶ H110	13	Devon HILL	JR	13.66	4/21/11	8	0.92	8.92
Team Total								8.92

102  **Campbell** ▲33
Atlantic Sun Conference

Event	Scrd As	Athlete	Yr	Scored Mark	Date	Pl. Pts.	Bonus	TOTAL	
Scored bests come from CURRENT season									
▶ H110	29	Adoniss JONES	SR	13.94w	4/15/11	0.75	0.14	0.89	
▶ LJ	14	Diego LAWERENCE	SO	7.69m	25-2¾	4/15/11	7	0.53	7.53
Team Total								8.42	


"Scrd As", short for "Scored As", Standing used for place points portion of performance's score combining preseason data (when applied) to current season data
Numbers in BLACK are both the performance's actual NCAA rank AND "scored as" rank Numbers in RED indicate actual NCAA rank does not exist or is worse than "scored as" rank Numbers in BLUE indicate actual NCAA rank is better than "scored as" rank




2011 Outdoor Track & Field, Week #4

Only those who score >0.01 pts are shown
D denotes multiple-event rule in affect


MEN

103  **Appalachian State** ▲57
Southern Conference


Event	Scrd As	Athlete	Yr	Scored Mark	Date	Pl. Pts.	Bonus	TOTAL
Scored bests come from CURRENT season								
▶ 100m	28	Dennis MOORE	JR	10.34w	4/22/11	0.8	0.27	1.07
▶ 200m	30	Dennis MOORE	JR	20.81w	4/22/11	0.7	0.30	1.00
▶ Steeple	31	Sean SODERMAN	JR	8:56.82	4/22/11	0.65	0.20	0.85
▶ 4x100	19	Moore, Thomas, Lockard, Powell		40.14	4/9/11	3.5	0.39	3.89
▶ HJ	42	Darius PURCELL	JR	2.11m	6-11 3/18/11	0.2	0.00	0.20
Team Total								7.02

104  **Cincinnati** ▲32
BIG EAST Conference


Event	Scrd As	Athlete	Yr	Scored Mark	Date	Pl. Pts.	Bonus	TOTAL
Scored bests come from CURRENT season								
▶ 5000m	17	Eric FINAN	JR	13:49.80	4/22/11	4.5	0.67	5.17
▶ 10k	39	Eric FINAN	JR	29:37.29	4/1/11	0.275	0.10	0.38
▶ H110	26	Terence SOMERVILLE	JR	13.90	4/15/11	0.9	0.23	1.13
▶ PV	48	Josh DANGEL	FR	5.10m	16-8% 4/22/11	0.05	0.00	0.05
Team Total								6.72

105  **Bucknell** ▲18
Patriot League


Event	Scrd As	Athlete	Yr	Scored Mark	Date	Pl. Pts.	Bonus	TOTAL
Scored bests come from CURRENT season								
▶ JAV	15	Ted HEITZMAN	JR	72.45m	237-8 4/15/11	6	0.71	6.71
Team Total								6.71

106  **South Dakota State** ▲21
The Summit League


Event	Scrd As	Athlete	Yr	Scored Mark	Date	Pl. Pts.	Bonus	TOTAL
Scored bests come from CURRENT season								
▶ 10k	44	Michael KRSNAK	JR	29:40.87	3/25/11	0.15	0.04	0.19
▶ HJ	15	Ben JASINSKI	SR	2.16m	7-1 4/16/11	6	0.42	6.42
Team Total								6.60

107  **Idaho State** ▲41
Big Sky Conference


Event	Scrd As	Athlete	Yr	Scored Mark	Date	Pl. Pts.	Bonus	TOTAL
Scored bests come from CURRENT season								
▶ PV	15	Michael ARNOLD	JR	5.30m	17-4% 4/23/11	6	0.55	6.55
Team Total								6.55

108  **USF** ▼59
BIG EAST Conference

Event	Scrd As	Athlete	Yr	Scored Mark	Date	Pl. Pts.	Bonus	TOTAL
Scored bests come from CURRENT season								
▶ H110	44	David ARISTIL	JR	14.08	3/11/11	0.15	0.00	0.15
▶ H400	16	David ARISTIL	JR	51.13	4/13/11	5	0.54	5.54
▶ TJ	49	Shane LEWIS	SO	15.29m	50-2 4/1/11	0.025	0.00	0.03
▶ DISC	34	Jared THOMAS	JR	54.57m	179-0 4/6/11	0.5	0.00	0.50
Team Total								6.21

109  **Central Arkansas** ▲32
Southland Conference

Event	Scrd As	Athlete	Yr	Scored Mark	Date	Pl. Pts.	Bonus	TOTAL
Scored bests come from CURRENT season								
▶ HJ	35	James ANDERSON	SR	2.13m	6-11% 4/1/11	0.45	0.02	0.47
▶ TJ	16	Donavan LORING	SR	15.76m	51-8% 4/9/11	5	0.49	5.49
Team Total								5.96

110  **DePaul** ▲11
BIG EAST Conference

Event	Scrd As	Athlete	Yr	Scored Mark	Date	Pl. Pts.	Bonus	TOTAL
Scored bests come from CURRENT season								
▶ Steeple	48	Matthew GRAHAM	JR	9:00.20	4/23/11	0.05	0.00	0.05
▶ SP	17	Tim NEDOW	JR	18.14m	59-6% 3/25/11	4.5	0.50	5.00
▶ DISC	29	Tim NEDOW	JR	55.46m	181-11 3/17/11	0.75	0.00	0.75
Team Total								5.80


"Scrd As", short for "Scored As", Standing used for place points portion of performance's score combining preseason data (when applied) to current season data
Numbers in BLACK are both the performance's actual NCAA rank AND "scored as" rank Numbers in RED indicate actual NCAA rank does not exist or is worse than "scored as" rank Numbers in BLUE indicate actual NCAA rank is better than "scored as" rank




2011 Outdoor Track & Field, Week #4

Only those who score >0.01 pts are shown
D denotes multiple-event rule in affect


MEN

111  **Kennesaw State** ▲ 9
Atlantic Sun Conference


Event	Scrd As	Athlete	Yr	Scored Mark	Date	Pl. Pts.	Bonus	TOTAL
Scored bests come from CURRENT season								
H110	16	Kendall PARKS	JR	13.76w	4/15/11	5	0.52	5.52
H400	49	Joshua JAMES	SR	52.00	4/15/11	0.025	0.08	0.11
Team Total								5.63

112  **Colorado State** ▲ 17
Mountain West Conference


Event	Scrd As	Athlete	Yr	Scored Mark	Date	Pl. Pts.	Bonus	TOTAL
Scored bests come from CURRENT season								
800m	43	Seth BUTLER	FR	1:49.75	4/2/11	0.175	0.12	0.29
Steeple	47	Jake KEYSER	SR	9:00.07	3/25/11	0.075	0.00	0.08
SP	21	Tyson WILLIAMS	SR	18.00m 59-¾	4/7/11	2.5	0.35	2.85
DISC	22	Cameron CARTER	SR	56.30m 184-8	4/16/11	2	0.28	2.28
Team Total								5.50

113  **Connecticut** ▼ 33
BIG EAST Conference


Event	Scrd As	Athlete	Yr	Scored Mark	Date	Pl. Pts.	Bonus	TOTAL
Scored bests come from CURRENT season								
HJ	42	Noel JAMES	SO	2.11m 6-11	4/16/11	0.2	0.00	0.20
JAV	17	cody UNGER	SO	71.23m 233-8	4/16/11	4.5	0.40	4.90
Team Total								5.10

114  **Northwestern State** ▼ 73
Southland Conference


Event	Scrd As	Athlete	Yr	Scored Mark	Date	Pl. Pts.	Bonus	TOTAL
Scored bests come from CURRENT season								
400m	30	Charles GREEN	SR	46.53	4/23/11	0.7	0.20	0.90
4x100	20	Hatton, Smith, Green, Walker		40.15	4/23/11	3	0.38	3.38
4x400	33	Batts, Walker, Charles, Green		3:09.82	4/2/11	0.55	0.13	0.68
TJ	46	Reginald DOUGLAS	SO	15.31mw 50-2¾	4/23/11	0.1	0.00	0.10
Team Total								5.06

115  **Rider** ▲ 46
Metro Atlantic Athletic Conference


Event	Scrd As	Athlete	Yr	Scored Mark	Date	Pl. Pts.	Bonus	TOTAL
Scored bests come from CURRENT season								
Steeple	18	Mike SOROKO	JR	8:52.22	4/22/11	4	0.64	4.64
Team Total								4.64

116  **North Texas** ▲ 34
Sun Belt Conference

Event	Scrd As	Athlete	Yr	Scored Mark	Date	Pl. Pts.	Bonus	TOTAL
Scored bests come from CURRENT season								
H400	53	Steven WHITE	SO	52.12	4/6/11		0.02	0.02
4x400	28	Flowers, Pyron, Greig, Collins		3:09.17	4/6/11	0.8	0.24	1.04
HJ	42	Jermaine JAMISON	SR	2.11m 6-11	3/26/11	0.2	0.00	0.20
PV	27	Jordan WEHR	SR	5.20m 17-¾	4/6/11	0.85	0.01	0.86
U	22	Terrance WILLIAMS	FR	7.61mw 24-11¾	4/6/11	2	0.27	2.27
Team Total								4.40

117  **McNeese State** ▲ 26
Southland Conference

Event	Scrd As	Athlete	Yr	Scored Mark	Date	Pl. Pts.	Bonus	TOTAL
Scored bests come from CURRENT season								
JAV	19	Sam VIDRINE	JR	70.87m 232-6	4/6/11	3.5	0.30	3.80
Team Total								3.80

118  **East Carolina** ▲ 20
Conference USA

Event	Scrd As	Athlete	Yr	Scored Mark	Date	Pl. Pts.	Bonus	TOTAL
Scored bests come from CURRENT season								
1500m	25	Jordan NEIL	SR	3:43.43	4/1/11	0.95	0.34	1.29
H400	24	Mario BRISCOE	SR	51.64	4/16/11	1	0.27	1.27
4x100	29	Lawrence, Lewis, Briscoe, Gyasi		40.30	4/23/11	0.75	0.26	1.01
HT	41	Dennis ALIOTTA	JR	61.18m 200-8	4/1/11	0.225	0.00	0.22
Team Total								3.80

"Scrd As", short for "Scored As", Standing used for place points portion of performance's score combining preseason data (when applied) to current season data

Numbers in BLACK are both the performance's actual NCAA rank AND "scored as" rank Numbers in RED indicate actual NCAA rank does not exist or is worse than "scored as" rank Numbers in BLUE indicate actual NCAA rank is better than "scored as" rank

USTFCCCA Non-Member


Non-Member Schools Will NOT be ranked, beginning Week 2




2011 Outdoor Track & Field, Week #4

Only those who score >0.01 pts are shown
D denotes multiple-event rule in affect


MEN

119  **Syracuse** ▲ 7
BIG EAST Conference


Event	Scrd As	Athlete	Yr	Scored Mark	Date	Pl. Pts.	Bonus	TOTAL
Scored bests come from CURRENT season								
▶ 10k	22	Tito MEDRANO	SO	29:22.48	3/25/11	2	0.37	2.37
▶ Steeple	24	Pat DUPONT	SO	8:54.29	4/22/11	1	0.38	1.38
Team Total								3.76

123  **Texas State** ▲ 46
Southland Conference


Event	Scrd As	Athlete	Yr	Scored Mark	Date	Pl. Pts.	Bonus	TOTAL
Scored bests come from CURRENT season								
▶ PV	20	Logan CUNNINGHAM	SO	5.25m	17-2% 4/23/11	3	0.28	3.28
Team Total								3.28

120  **NC State** ▼ 23
Atlantic Coast Conference


Event	Scrd As	Athlete	Yr	Scored Mark	Date	Pl. Pts.	Bonus	TOTAL
Scored bests come from CURRENT season								
▶ 100m	35	TJ GRAHAM	SO	10.37	4/21/11	0.45	0.18	0.63
▶ 1500m	34	Ryan HILL	SO	3:44.32	4/16/11	0.5	0.20	0.70
▶ 5000m	28	Andrew COLLEY	FR	13:56.02	3/25/11	0.8	0.30	1.10
▶ 5000m	40	Adam HENKEN	JR	13:58.95	3/25/11	0.25	0.18	0.43
▶ 10k	41	Ryan HILL	SO	29:39.56	4/21/11	0.225	0.06	0.28
▶ 10k	45	Adam HENKEN	JR	29:41.63	4/21/11	0.125	0.02	0.15
▶ Steeple	42	Brian HIMELRIGHT	SO	8:59.11	4/8/11	0.2	0.04	0.24
Team Total								3.54

124  **Albany** ▼ 20
America East Conference


Event	Scrd As	Athlete	Yr	Scored Mark	Date	Pl. Pts.	Bonus	TOTAL
Scored bests come from CURRENT season								
▶ H400	21	Alie BEAUVAIS	SR	51.54	4/6/11	2.5	0.32	2.82
▶ HT	36	Wilfredo DEJESUS ELIAS	SR	61.56m	201-11 4/23/11	0.4	0.00	0.40
Team Total								3.22

125  **Kent State** ▼ 3
Mid-American Conference


Event	Scrd As	Athlete	Yr	Scored Mark	Date	Pl. Pts.	Bonus	TOTAL
Scored bests come from CURRENT season								
▶ 4x400	31	Bryson, Moffett, Walker, Bailey		3:09.71	4/23/11	0.65	0.15	0.80
▶ HT	22	Matt PFLEGER	SR	63.15m	207-2 4/8/11	2	0.25	2.25
Team Total								3.05

121  **Iona** ▲ 35
Metro Atlantic Athletic Conference

Event	Scrd As	Athlete	Yr	Scored Mark	Date	Pl. Pts.	Bonus	TOTAL
Scored bests come from CURRENT season								
▶ 5000m	20	Leonard KORIR	SR	13:52.59	4/8/11	3	0.44	3.44
Team Total								3.44

126  **Coastal Carolina** ▼ 54
Big South Conference

Event	Scrd As	Athlete	Yr	Scored Mark	Date	Pl. Pts.	Bonus	TOTAL
Scored bests come from CURRENT season								
▶ 4x100	28	Jameson, Lawson, Edlich, Steed		40.27	4/8/11	0.8	0.28	1.08
▶ HJ	27	Jacques WATSON	SR	2.14m	7-¼ 4/21/11	0.85	0.15	1.00
▶ JAV	28	Jason FLANAGAN	JR	70.09m	229-11 4/8/11	0.8	0.11	0.91
Team Total								2.99

122  **VMI** ▼ 5
Big South Conference

Event	Scrd As	Athlete	Yr	Scored Mark	Date	Pl. Pts.	Bonus	TOTAL
Scored bests come from CURRENT season								
▶ 800m	20	Felix KITUR	SR	1:48.91	4/21/11	3	0.42	3.42
Team Total								3.42

"Scrd As", short for "Scored As", Standing used for place points portion of performance's score combining preseason data (when applied) to current season data

Numbers in BLACK are both the performance's actual NCAA rank AND "scored as" rank Numbers in RED indicate actual NCAA rank does not exist or is worse than "scored as" rank Numbers in BLUE indicate actual NCAA rank is better than "scored as" rank

USTFCCCA Non-Member


Non-Member Schools Will NOT be ranked, beginning Week 2




2011 Outdoor Track & Field, Week #4

Only those who score >0.01 pts are shown
D denotes multiple-event rule in affect


MEN

127  **Yale** ▲37
Ivy League


Event	Scrd As	Athlete	Yr	Scored Mark	Date	Pl. Pts.	Bonus	TOTAL
Scored bests come from CURRENT season								
▶ Steeple	22	Nathan RICHARDS	JR	8:54.15	4/22/11	2	0.39	2.39
▶ Steeple	36	Matt BOGDAN	SR	8:58.09	4/22/11	0.4	0.11	0.51
Team Total								2.91

128  **Army** ▼13
Patriot League


Event	Scrd As	Athlete	Yr	Scored Mark	Date	Pl. Pts.	Bonus	TOTAL
Scored bests come from CURRENT season								
▶ H110	21	Domonick SYLVE	SR	13.84w	3/19/11	2.5	0.35	2.85
Team Total								2.85

129  **Prairie View A&M** ▲26
Southwestern Athletic Conference


Event	Scrd As	Athlete	Yr	Scored Mark	Date	Pl. Pts.	Bonus	TOTAL
Scored bests come from CURRENT season								
▶ H110	49	William DONELSON	SR	14.14	4/23/11	0.025	0.00	0.03
▶ HJ	27	Pierre SHEPHERD	FR	2.14m 7-¾	4/23/11	0.85	0.15	1.00
▶ TJ	23	Preston WOODARD	FR	15.61mw 51-2¾	4/6/11	1.5	0.26	1.76
Team Total								2.79

130  **Wichita State** ▲ 4
Missouri Valley Conference

Event	Scrd As	Athlete	Yr	Scored Mark	Date	Pl. Pts.	Bonus	TOTAL
Scored bests come from CURRENT season								
▶ H110	34	Todd MCKOWN	JR	13.99	4/13/11	0.5	0.04	0.54
▶ H110	44	Lawson MONTGOMERY	JR	14.08	4/20/11	0.15	0.00	0.15
▶ HJ	27	Brandon CHILDS	SO	2.14m 7-¾	4/13/11	0.85	0.15	1.00
▶ TJ	45	Josh CRAWFORD	SR	15.33m 50-3¾	4/20/11	0.125	0.00	0.13
▶ JAV	43	Brett TRUDO	JR	66.42m 217-11	4/2/11	0.175	0.00	0.17
▶ DEC	32	Krzysztof SLUPKOWSKI	SR	7,350	4/13/11	0.6	0.04	0.64
Team Total								2.63

131  **Norfolk State** ▲22
Mid-Eastern Athletic Conference

Event	Scrd As	Athlete	Yr	Scored Mark	Date	Pl. Pts.	Bonus	TOTAL
Scored bests come from CURRENT season								
▶ 200m	44	Marquis HOLSTON	SO	20.93	4/1/11	0.15	0.09	0.24
▶ 400m	26	Marquis HOLSTON	SO	46.40	4/22/11	0.9	0.30	1.20
▶ H110	38	Aramis MASSENBURG	JR	14.03	4/13/11	0.3	0.00	0.30
▶ 4x400	35	Moon, Holston, Nkrumah, Brown		3:10.06	4/1/11	0.45	0.09	0.54
▶ LJ	42	Rashad CANNON	JR	7.49m 24-7	3/25/11	0.2	0.00	0.20
▶ LJ	46	Darris SHELTON	SO	7.48m 24-6¾	3/25/11	0.1	0.00	0.10
Team Total								2.57

132  **Michigan State** ▼71
Big Ten Conference

Event	Scrd As	Athlete	Yr	Scored Mark	Date	Pl. Pts.	Bonus	TOTAL
Scored bests come from CURRENT season								
▶ 10k	42	Patrick GROSSKOPF	SR	29:40.03	4/14/11	0.2	0.05	0.25
▶ PV	46	Codi MATTIX	SO	5.13m 16-10	4/1/11	0.1	0.00	0.10
▶ SP	37	Zack HILL	FR	17.64m 57-10½	4/16/11	0.35	0.00	0.35
▶ DISC	32	Lonnie PUGH	SO	54.65m 179-3	4/16/11	0.6	0.00	0.60
▶ HT	25	Anthony AGRUSA	SR	62.25m 204-2	4/7/11	0.95	0.05	1.00
Team Total								2.31

133  **Wake Forest** ▼54
Atlantic Coast Conference

Event	Scrd As	Athlete	Yr	Scored Mark	Date	Pl. Pts.	Bonus	TOTAL
Scored bests come from CURRENT season								
▶ Steeple	35	Marcus DILLON	SR	8:58.02	4/21/11	0.45	0.12	0.57
▶ Steeple	38	Paul LOESER	JR	8:58.53	4/21/11	0.3	0.08	0.38
▶ JAV	24	Ben LINCOLN	SO	70.38m 230-11	4/1/11	1	0.18	1.18
Team Total								2.13


"Scrd As", short for "Scored As", Standing used for place points portion of performance's score combining preseason data (when applied) to current season data
Numbers in BLACK are both the performance's actual NCAA rank AND "scored as" rank Numbers in RED indicate actual NCAA rank does not exist or is worse than "scored as" rank Numbers in BLUE indicate actual NCAA rank is better than "scored as" rank




2011 Outdoor Track & Field, Week #4

Only those who score >0.01 pts are shown
D denotes multiple-event rule in affect


MEN

134  **Wyoming** ▼40
Mountain West Conference


Event	Scrd As	Athlete	Yr	Scored Mark	Date	Pl. Pts.	Bonus	TOTAL
Scored bests come from CURRENT season								
▶ 10k	27	Greg MILLER	JR	29:27.76	4/14/11	0.85	0.28	1.13
▶ HJ	27	Tyler SKINNER	SO	2.14m 7-¾	4/2/11	0.85	0.15	1.00
Team Total								2.13

135  **Rice** ▼17
Conference USA


Event	Scrd As	Athlete	Yr	Scored Mark	Date	Pl. Pts.	Bonus	TOTAL
Scored bests come from CURRENT season								
▶ TJ	37	Ugo NDUAGUBA	SR	15.42mw 50-7¼	4/15/11	0.35	0.00	0.35
Scored bests come from PRE-SEASON DATA								
▶ DEC	23	Philip ADAM	SR	7,415	6/12/10	1.5	0.25	1.75
Team Total								2.10

136  **Morgan State** ▼27
Mid-Eastern Athletic Conference


Event	Scrd As	Athlete	Yr	Scored Mark	Date	Pl. Pts.	Bonus	TOTAL
Scored bests come from CURRENT season								
▶ 400m	43	Calvin DASCENT	JR	46.81	4/22/11	0.175	0.00	0.17
▶ H400	32	Trey CHARLES	JR	51.78	4/22/11	0.6	0.20	0.80
▶ 4x400	27	Dascent, Charles, Higgs, Whyte		3:08.97	4/1/11	0.85	0.27	1.12
Team Total								2.10

137  **Memphis** ▼25
Conference USA


Event	Scrd As	Athlete	Yr	Scored Mark	Date	Pl. Pts.	Bonus	TOTAL
Scored bests come from CURRENT season								
▶ H110	36	Robert JACKSON	JR	14.02w	4/23/11	0.4	0.00	0.40
▶ H400	32	Richard LOWE	SR	51.78	4/23/11	0.6	0.20	0.80
▶ TJ	44	Jerome LESLIE	SR	15.36m 50-4¾	4/1/11	0.15	0.00	0.15
▶ DISC	33	Savvas ARESTIS	SO	54.64m 179-3	4/15/11	0.55	0.00	0.55
Team Total								1.90

138  **High Point** ▲38
Big South Conference

Event	Scrd As	Athlete	Yr	Scored Mark	Date	Pl. Pts.	Bonus	TOTAL
Scored bests come from CURRENT season								
▶ Steeple	23	Jacob SMITH	SO	8:54.24	4/21/11	1.5	0.39	1.89
Team Total								1.89

139  **Eastern Kentucky** ▲37
Ohio Valley Conference

Event	Scrd As	Athlete	Yr	Scored Mark	Date	Pl. Pts.	Bonus	TOTAL
Scored bests come from CURRENT season								
▶ 5000m	23	Soufiane BOUCHIKHI	SO	13:54.37	4/22/11	1.5	0.36	1.86
Team Total								1.86

140  **Southeastern Louisiana** ▼9
Southland Conference

Event	Scrd As	Athlete	Yr	Scored Mark	Date	Pl. Pts.	Bonus	TOTAL
Scored bests come from CURRENT season								
▶ PV	27	Kovey SIMMONS	SR	5.20m 17-¾	4/6/11	0.85	0.01	0.86
▶ TJ	30	Michael RHEAMS	SR	15.53m 50-11½	4/2/11	0.7	0.13	0.83
Team Total								1.70

141  **Villanova** ▼53
BIG EAST Conference

Event	Scrd As	Athlete	Yr	Scored Mark	Date	Pl. Pts.	Bonus	TOTAL
Scored bests come from CURRENT season								
▶ 1500m	45	Matthew GIBNEY	SR	3:44.95	4/22/11	0.125	0.11	0.23
▶ 5000m	24	Mathew MILDENHALL	SO	13:55.04	4/14/11	1	0.34	1.34
▶ 5000m	50	Brian LONG	SR	14:03.02	4/14/11	0.01	0.02	0.03
Team Total								1.60


"Scrd As", short for "Scored As", Standing used for place points portion of performance's score combining preseason data (when applied) to current season data
Numbers in BLACK are both the performance's actual NCAA rank AND "scored as" rank Numbers in RED indicate actual NCAA rank does not exist or is worse than "scored as" rank Numbers in BLUE indicate actual NCAA rank is better than "scored as" rank




2011 Outdoor Track & Field, Week #4

Only those who score >0.01 pts are shown
D denotes multiple-event rule in affect


MEN

142  **Portland State** ▲32
Big Sky Conference


Event	Scrd As	Athlete	Yr	Scored Mark	Date	Pl. Pts.	Bonus	TOTAL
Scored bests come from CURRENT season								
▶ 800m	25	Tony CRISOFULLI	JR	1:49.11	4/22/11	0.95	0.32	1.27
▶ JAV	39	Sean MACKELVIE	JR	67.47m	221-4 4/7/11	0.275	0.00	0.28
Team Total								1.55

146  **Alcorn State** ▲30
Southwestern Athletic Conference


Event	Scrd As	Athlete	Yr	Scored Mark	Date	Pl. Pts.	Bonus	TOTAL
Scored bests come from CURRENT season								
▶ H400	25	Lino REYES	SR	51.65	3/24/11	0.95	0.26	1.21
Team Total								1.21

143  **Charleston Southern** ▼57
Big South Conference


Event	Scrd As	Athlete	Yr	Scored Mark	Date	Pl. Pts.	Bonus	TOTAL
Scored bests come from CURRENT season								
▶ 100m	41	Javon YOUNG	JR	10.39w	4/1/11	0.225	0.13	0.35
▶ 200m	49	Javon YOUNG	JR	20.96	4/21/11	0.025	0.03	0.06
▶ H400	52	Jermal MCCLENDON	FR	52.10	4/8/11		0.03	0.03
▶ 4x100	29	Johnson, Young, Allen, Spreads		40.30	4/21/11	0.75	0.26	1.01
Team Total								1.45

147  **Coppin State** ▼1
Mid-Eastern Athletic Conference


Event	Scrd As	Athlete	Yr	Scored Mark	Date	Pl. Pts.	Bonus	TOTAL
Scored bests come from CURRENT season								
▶ H400	26	Jibri VICTORIAN	SO	51.66	4/9/11	0.9	0.26	1.16
Team Total								1.16

148  **Samford** unch
Southern Conference


Event	Scrd As	Athlete	Yr	Scored Mark	Date	Pl. Pts.	Bonus	TOTAL
Scored bests come from CURRENT season								
▶ Steeple	41	Blaise CARIE	SR	8:59.08	4/22/11	0.225	0.04	0.27
▶ PV	27	Michael SEAMAN	JR	5.20m	17-¾ 4/1/11	0.85	0.01	0.86
▶ DEC	50	Brandon BASSETT	SO	7,040	4/22/11	0.01	0.00	0.01
Team Total								1.14

144  **Harvard** ▲32
Ivy League

Event	Scrd As	Athlete	Yr	Scored Mark	Date	Pl. Pts.	Bonus	TOTAL
Scored bests come from CURRENT season								
▶ 800m	36	Brian HILL	SR	1:49.57	4/22/11	0.4	0.17	0.57
▶ 5000m	34	Dan CHENOWETH	SR	13:57.61	3/31/11	0.5	0.23	0.73
Team Total								1.31

149  **Middle Tennessee** ▼16
Sun Belt Conference

Event	Scrd As	Athlete	Yr	Scored Mark	Date	Pl. Pts.	Bonus	TOTAL
Scored bests come from CURRENT season								
▶ H400	48	Roscoe PAYNE	JR	51.99	4/22/11	0.05	0.09	0.14
▶ HJ	27	Josh BUTLER	SR	2.14m	7-¾ 4/9/11	0.85	0.15	1.00
Team Total								1.14

145  **Dartmouth** ▲31
Ivy League

Event	Scrd As	Athlete	Yr	Scored Mark	Date	Pl. Pts.	Bonus	TOTAL
Scored bests come from CURRENT season								
▶ 10k	36	Ethan SHAW	JR	29:35.17	4/14/11	0.4	0.14	0.54
▶ HT	30	David IRVING	SR	61.98m	203-4 4/23/11	0.7	0.00	0.70
Team Total								1.24

"Scrd As", short for "Scored As", Standing used for place points portion of performance's score combining preseason data (when applied) to current season data

Numbers in BLACK are both the performance's actual NCAA rank AND "scored as" rank Numbers in RED indicate actual NCAA rank does not exist or is worse than "scored as" rank Numbers in BLUE indicate actual NCAA rank is better than "scored as" rank


USTFCCCA Non-Member Non-Member Schools Will NOT be ranked, beginning Week 2




2011 Outdoor Track & Field, Week #4

Only those who score >0.01 pts are shown
D denotes multiple-event rule in affect


MEN

150  **Montana State** ▲23
 Big Sky Conference


Event	Scrd As	Athlete	Yr	Scored Mark	Date	Pl. Pts.	Bonus	TOTAL	
Scored bests come from CURRENT season									
▶ 1500m	28	Patrick CASEY	SO	3:43.69	4/14/11	0.8	0.30	1.10	
▶ HT	49	David PHILLIPS	SO	60.27m	197-9	4/1/11	0.025	0.00	0.03
Team Total								1.13	

151  **Navy** ▲25
 Patriot League


Event	Scrd As	Athlete	Yr	Scored Mark	Date	Pl. Pts.	Bonus	TOTAL	
Scored bests come from CURRENT season									
▶ 5000m	31	Andrew HANKO	SR	13:56.93	4/15/11	0.65	0.26	0.91	
▶ 5000m	49	Cody ROME	JR	14:01.81	4/22/11	0.025	0.07	0.09	
▶ JAV	46	Miles SNELGROVE	SO	66.18m	217-1	4/2/11	0.1	0.00	0.10
Team Total								1.10	

152  **East Tennessee State** ▲11
 Atlantic Sun Conference


Event	Scrd As	Athlete	Yr	Scored Mark	Date	Pl. Pts.	Bonus	TOTAL
Scored bests come from CURRENT season								
▶ 100m	50	Ifrish ALBERG	SO	10.42w	4/15/11	0.01	0.04	0.05
▶ H110	27	Michael JAMES	SR	13.92w	4/15/11	0.85	0.19	1.04
Team Total								1.09

153  **Xavier** ▲23
 Atlantic 10 Conference


Event	Scrd As	Athlete	Yr	Scored Mark	Date	Pl. Pts.	Bonus	TOTAL
Scored bests come from CURRENT season								
▶ 10k	28	Tommy KAUFFMANN	SR	29:28.12	3/25/11	0.8	0.27	1.07
Team Total								1.07

154  **North Dakota State** ▼12
 The Summit League


Event	Scrd As	Athlete	Yr	Scored Mark	Date	Pl. Pts.	Bonus	TOTAL
Scored bests come from CURRENT season								
▶ 800m	42	Eric STROH	SR	1:49.71	4/16/11	0.2	0.13	0.33
Scored bests come from PRE-SEASON DATA								
▶ DEC	36	Weston LEUTZ	JR	7,290	4/14/10	0.4	0.00	0.40
▶ DEC	38	Ted RUD	SR	7,261	3/25/10	0.3	0.00	0.30
Team Total								1.03

155  **Monmouth** ▼10
 Northeast Conference

Event	Scrd As	Athlete	Yr	Scored Mark	Date	Pl. Pts.	Bonus	TOTAL	
Scored bests come from CURRENT season									
▶ JAV	27	Vincent DUVERNOIS	SO	70.31m	230-8	4/16/11	0.85	0.16	1.01
Team Total								1.01	

156  **Georgetown** ▼42
 BIG EAST Conference

Event	Scrd As	Athlete	Yr	Scored Mark	Date	Pl. Pts.	Bonus	TOTAL
Scored bests come from CURRENT season								
▶ 5000m	48	Andrew SPRINGER	FR	14:01.53	4/14/11	0.05	0.08	0.13
▶ 10k	48	TC LUMBAR	JR	29:43.07	4/14/11	0.05	0.00	0.05
▶ H400	32	Toby ULM	JR	51.78	4/1/11	0.6	0.20	0.80
Team Total								0.97

157  **Idaho** ▼18
 Western Athletic Conference

Event	Scrd As	Athlete	Yr	Scored Mark	Date	Pl. Pts.	Bonus	TOTAL	
Scored bests come from CURRENT season									
▶ SP	27	Eugenio MANNUCCI	SR	17.79m	58-4½	4/16/11	0.85	0.12	0.97
Team Total								0.97	


"Scrd As", short for "Scored As", Standing used for place points portion of performance's score combining preseason data (when applied) to current season data
 Numbers in BLACK are both the performance's actual NCAA rank AND "scored as" rank Numbers in RED indicate actual NCAA rank does not exist or is worse than "scored as" rank Numbers in BLUE indicate actual NCAA rank is better than "scored as" rank




2011 Outdoor Track & Field, Week #4

Only those who score >0.01 pts are shown
D denotes multiple-event rule in affect


MEN

158  **Marquette** ▲ 4
 BIG EAST Conference


Event	Scrd As	Athlete	Yr	Scored Mark	Date	Pl. Pts.	Bonus	TOTAL
Scored bests come from CURRENT season								
▶ 10k	30	Nick SZCZECH	JR	29:29.91	4/14/11	0.7	0.24	0.94
Team Total								0.94

159  **New Hampshire** ▼ 27
 America East Conference


Event	Scrd As	Athlete	Yr	Scored Mark	Date	Pl. Pts.	Bonus	TOTAL	
Scored bests come from CURRENT season									
▶ HT	27	Paul DETURK	SR	62.03m	203-6	4/23/11	0.85	0.01	0.86
Team Total								0.86	

160  **South Alabama** ▼ 13
 Sun Belt Conference


Event	Scrd As	Athlete	Yr	Scored Mark	Date	Pl. Pts.	Bonus	TOTAL	
Scored bests come from CURRENT season									
▶ 200m	35	Anton GRAPHENREED	JR	20.86w	4/23/11	0.45	0.21	0.66	
▶ DISC	46	Joey TORRES	JR	53.73m	176-3	4/8/11	0.1	0.00	0.10
▶ JAV	48	Glen ODOM	JR	65.90m	216-2	3/18/11	0.05	0.00	0.05
Team Total								0.81	

161  **Western Carolina** ▲ 15
 Southern Conference


Event	Scrd As	Athlete	Yr	Scored Mark	Date	Pl. Pts.	Bonus	TOTAL
Scored bests come from CURRENT season								
▶ 4x100	33	Duncan, Hairston, Davis, Livingston		40.36	4/9/11	0.55	0.21	0.76
Team Total								0.76

162  **William and Mary** ▼ 79
 Colonial Athletic Association


Event	Scrd As	Athlete	Yr	Scored Mark	Date	Pl. Pts.	Bonus	TOTAL	
Scored bests come from CURRENT season									
▶ JAV	31	Brandon HEROUX	JR	69.86m	229-2	4/14/11	0.65	0.05	0.70
Team Total								0.70	

163  **UMES** ▼ 38
 Mid-Eastern Athletic Conference


Event	Scrd As	Athlete	Yr	Scored Mark	Date	Pl. Pts.	Bonus	TOTAL
Scored bests come from CURRENT season								
▶ H110	46	Ackee SMITH	SR	14.09w	4/1/11	0.1	0.00	0.10
▶ H400	37	Andre WALSH	SO	51.84	4/1/11	0.35	0.17	0.52
Team Total								0.62

164  **UNC Asheville** ▲ 3
 Big South Conference

Event	Scrd As	Athlete	Yr	Scored Mark	Date	Pl. Pts.	Bonus	TOTAL	
Scored bests come from CURRENT season									
▶ JAV	34	Simon HAAKE	SR	68.15m	223-7	4/8/11	0.5	0.00	0.50
Team Total								0.50	

165  **Eastern Michigan** ▲ 3
 Mid-American Conference

Event	Scrd As	Athlete	Yr	Scored Mark	Date	Pl. Pts.	Bonus	TOTAL	
Scored bests come from CURRENT season									
▶ TJ	35	Donald SCOTT	FR	15.45m	50-8 1/2	4/22/11	0.45	0.01	0.46
Team Total								0.46	

166  **Cal Poly** ▼ 7
 Big West Conference

Event	Scrd As	Athlete	Yr	Scored Mark	Date	Pl. Pts.	Bonus	TOTAL	
Scored bests come from CURRENT season									
▶ 10k	47	Ryan COSENS	JR	29:42.33	4/14/11	0.075	0.01	0.08	
▶ PV	47	John PRADER	SO	5.11m	16-9 1/2	3/12/11	0.075	0.00	0.08
▶ PV	48	Kyle INKS	JR	5.10m	16-8 1/2	4/22/11	0.05	0.00	0.05
▶ DEC	41	Corbin DUER	SR	7,225	4/13/11	0.225	0.00	0.22	
Team Total								0.43	


"Scrd As", short for "Scored As", Standing used for place points portion of performance's score combining preseason data (when applied) to current season data
 Numbers in BLACK are both the performance's actual NCAA rank AND "scored as" rank Numbers in RED indicate actual NCAA rank does not exist or is worse than "scored as" rank Numbers in BLUE indicate actual NCAA rank is better than "scored as" rank




2011 Outdoor Track & Field, Week #4

Only those who score >0.01 pts are shown
D denotes multiple-event rule in affect


MEN

167  **Montana** ▲ 9
Big Sky Conference


Event	Scrd As	Athlete	Yr	Scored Mark	Date	Pl. Pts.	Bonus	TOTAL	
Scored bests come from CURRENT season									
JAV	41	Justin GRAFF	SO	67.07m	220-0	4/7/11	0.225	0.00	0.22
JAV	42	Jason FLEMMER	SR	67.06m	220-0	4/23/11	0.2	0.00	0.20
Team Total								0.42	

167  **UC Riverside** ▲ 9
Big West Conference


Event	Scrd As	Athlete	Yr	Scored Mark	Date	Pl. Pts.	Bonus	TOTAL	
Scored bests come from CURRENT season									
TJ	37	Ryan SWAFFORD	SO	15.42m	50-7½	4/22/11	0.35	0.00	0.35
HT	47	Caleb STUART	SO	60.57m	198-8	3/19/11	0.075	0.00	0.08
Team Total								0.42	

169  **Columbia** ▼ 32
Ivy League


Event	Scrd As	Athlete	Yr	Scored Mark	Date	Pl. Pts.	Bonus	TOTAL	
Scored bests come from CURRENT season									
800m	40	Matt STEWART	SR	1:49.70		4/22/11	0.25	0.13	0.38
Team Total								0.38	

170  **Detroit** ▲ 6
Horizon League


Event	Scrd As	Athlete	Yr	Scored Mark	Date	Pl. Pts.	Bonus	TOTAL	
Scored bests come from CURRENT season									
400m	38	Lesley HANNA	SR	46.72		4/14/11	0.3	0.06	0.36
Team Total								0.36	

171  **Northern Iowa** ▼ 41
Missouri Valley Conference


Event	Scrd As	Athlete	Yr	Scored Mark	Date	Pl. Pts.	Bonus	TOTAL	
Scored bests come from CURRENT season									
PV	48	Daniel GOORIS	JR	5.10m	16-8½	4/6/11	0.05	0.00	0.05
HT	50	Tanner HURT	JR	60.26m	197-8	4/15/11	0.01	0.00	0.01
Scored bests come from PRE-SEASON DATA									
DEC	40	Daniel GOORIS	JR	7,229		4/21/10	0.25	0.00	0.25
Team Total								0.31	

172  **Belmont** ▲ 4
Atlantic Sun Conference

Event	Scrd As	Athlete	Yr	Scored Mark	Date	Pl. Pts.	Bonus	TOTAL	
Scored bests come from CURRENT season									
HT	38	Joe FRYE	SR	61.45m	201-7	4/22/11	0.3	0.00	0.30
Team Total								0.30	

173  **UMBC** ▼ 16
America East Conference

Event	Scrd As	Athlete	Yr	Scored Mark	Date	Pl. Pts.	Bonus	TOTAL	
Scored bests come from PRE-SEASON DATA									
DEC	39	Keith ONTO	SR	7,239		5/1/10	0.275	0.00	0.28
Team Total								0.28	

174  **Pittsburgh** ▼ 23
BIG EAST Conference

Event	Scrd As	Athlete	Yr	Scored Mark	Date	Pl. Pts.	Bonus	TOTAL	
Scored bests come from CURRENT season									
H400	45	Jermaine LOWERY	JR	51.95		4/13/11	0.125	0.11	0.23
Team Total								0.23	


"Scrd As", short for "Scored As", Standing used for place points portion of performance's score combining preseason data (when applied) to current season data
Numbers in BLACK are both the performance's actual NCAA rank AND "scored as" rank Numbers in RED indicate actual NCAA rank does not exist or is worse than "scored as" rank Numbers in BLUE indicate actual NCAA rank is better than "scored as" rank




2011 Outdoor Track & Field, Week #4

Only those who score >0.01 pts are shown
D denotes multiple-event rule in affect


MEN

175  **Gardner-Webb** ▼ 5
Big South Conference


Event	Scrd As	Athlete	Yr	Scored Mark	Date	Pl. Pts.	Bonus	TOTAL
Scored bests come from CURRENT season								
▶ HT	42	Christoph HUTSCHALIK	SR	61.08m 200-4	3/17/11	0.2	0.00	0.20
Team Total								0.20

180  **Florida A&M** ▼ 4
Mid-Eastern Athletic Conference


Event	Scrd As	Athlete	Yr	Scored Mark	Date	Pl. Pts.	Bonus	TOTAL
Scored bests come from CURRENT season								
▶ LJ	46	Leon HUNT	SR	7.48m 24-6½	3/23/11	0.1	0.00	0.10
Team Total								0.10

175  **Milwaukee** ▲ 1
Horizon League

Event	Scrd As	Athlete	Yr	Scored Mark	Date	Pl. Pts.	Bonus	TOTAL
Scored bests come from CURRENT season								
▶ PV	42	Ben CROGAN	JR	5.15m 16-10½	4/15/11	0.2	0.00	0.20
Team Total								0.20

181  **Citadel** ▼ 4
Southern Conference


Event	Scrd As	Athlete	Yr	Scored Mark	Date	Pl. Pts.	Bonus	TOTAL
Scored bests come from CURRENT season								
▶ 400m	48	Brunson MILLER	SO	46.90	4/22/11	0.05	0.00	0.05
Team Total								0.05

177  **Binghamton** ▼25
America East Conference


Event	Scrd As	Athlete	Yr	Scored Mark	Date	Pl. Pts.	Bonus	TOTAL
Scored bests come from CURRENT season								
▶ 800m	47	Erik VAN INGEN	JR	1:49.83	4/22/11	0.075	0.09	0.17
Team Total								0.17

182  **Loyola-Chicago** ▼ 6
Horizon League


Event	Scrd As	Athlete	Yr	Scored Mark	Date	Pl. Pts.	Bonus	TOTAL
Scored bests come from CURRENT season								
▶ 800m	54	Declan MURRAY	SO	1:49.98	4/8/11	0.04	0.00	0.04
Team Total								0.04

178  **Robert Morris** ▼ 2
Northeast Conference

Event	Scrd As	Athlete	Yr	Scored Mark	Date	Pl. Pts.	Bonus	TOTAL
Scored bests come from CURRENT season								
▶ JAV	45	Jackson CORCORAN	FR	66.23m 217-3	4/1/11	0.125	0.00	0.13
Team Total								0.13

183  **Drake** ▼29
Missouri Valley Conference

Event	Scrd As	Athlete	Yr	Scored Mark	Date	Pl. Pts.	Bonus	TOTAL
Scored bests come from CURRENT season								
▶ H400	51	Jon DEGRAVE	JR	52.09	4/8/11	0.04	0.00	0.04
Team Total								0.04

179  **Fresno State** ▼ 3
Western Athletic Conference

Event	Scrd As	Athlete	Yr	Scored Mark	Date	Pl. Pts.	Bonus	TOTAL
Scored bests come from CURRENT season								
▶ 10k	46	Paul ZWAMA	JR	29:41.92	3/25/11	0.1	0.02	0.12
Team Total								0.12

"Scrd As", short for "Scored As", Standing used for place points portion of performance's score combining preseason data (when applied) to current season data
 Numbers in BLACK are both the performance's actual NCAA rank AND "scored as" rank Numbers in RED indicate actual NCAA rank does not exist or is worse than "scored as" rank Numbers in BLUE indicate actual NCAA rank is better than "scored as" rank
USTFCCCA Non-Member Non-Member Schools Will NOT be ranked, beginning Week 2



2011 Outdoor Track & Field, Week #4

Only those who score >0.01 pts are shown
D denotes multiple-event rule in affect

WOMEN

1		LSU		Southeastern Conference		▲ 1		
Event	Scrd As	Athlete	Yr	Scored Mark	Date	Pl. Pts.	Bonus	TOTAL
Scored bests come from CURRENT season								
▶ 100m	2	Semoy HACKETT	JR	10.98w	4/6/11	28	2.93	30.93
▶ 100m	4	Kimberlyn DUNCAN	SO	11.07w	4/6/11	24	2.05	26.05
▶ 100m	17	Kenyanna WILSON	SR	11.26w	4/23/11	4.5	0.61	5.11
▶ 100m	28	Toshika SYLVESTER	FR	11.39w	4/23/11	0.8	0.20	1.00
▶ 200m	1	Kimberlyn DUNCAN	SO	22.18w	4/23/11	30	5.18	35.18
▶ 200m	5	Semoy HACKETT	JR	22.92	4/16/11	22	1.55	23.55
▶ 200m	34	Rebecca ALEXANDER	JR	23.41w	4/23/11	0.5	0.14	0.64
▶ 400m	33	Latoya MCDERMOTT	SO	53.75	4/23/11	0.55	0.21	0.76
▶ 400m	41	Jonique DAY	JR	53.91	4/2/11	0.225	0.11	0.33
▶ 400m	51	Siedda HERBERT	SO	54.03	4/23/11		0.04	0.04
▶ 800m	6	Brittany HALL	SR	2:04.88	4/2/11	20	1.28	21.28
▶ 800m	9	Charlene LIPSEY	SO	2:05.05	4/2/11	14	1.14	15.14
▶ H100	3	Jasmin STOWERS	FR	12.86w	4/6/11	26	2.50	28.50
▶ H100	11	Tenaya JONES	SR	13.05w	4/23/11	10	1.04	11.04
▶ H400	2	Cassandra TATE	JR	56.31	4/23/11	28	2.70	30.70
▶ 4x100	2	Wilson, Hackett, Alexander, Duncan		43.31	4/23/11	28	2.86	30.86
▶ 4x400	7	McDermott, Herbert, Hall, Tate		3:33.63	4/2/11	18	1.55	19.55
▶ HJ	18	Brittani CARTER	SR	1.79m	5-10½	4	0.48	4.48
▶ PV	4	Rachel LAURENT	JR	4.35m	14-3¼	24	2.36	26.36
▶ LJ	23	Jennifer CLAYTON	FR	6.25mw	20-6¼	1.5	0.31	1.81
▶ LJ	30	Melissa OGBOURNE	SR	6.23mw	20-5¼	0.7	0.21	0.91
▶ TJ	11	Melissa OGBOURNE	SR	13.05mw	42-9¾	10	0.71	10.71
▶ TJ	16	Lynnika PITTS	FR	12.90mw	42-4	5	0.41	5.41
▶ DISC	13	Samia STOKES	JR	54.05m	177-4	8	0.80	8.80
▶ JAV	41	Annie SIMONEAUX	FR	46.10m	151-3	0.225	0.00	0.22
Team Total								339.35

2		Texas A&M		Big 12 Conference		▼ 1		
Event	Scrd As	Athlete	Yr	Scored Mark	Date	Pl. Pts.	Bonus	TOTAL
Scored bests come from CURRENT season								
▶ 100m	1	Jeneba TARMOH	JR	10.94w	4/6/11	30	3.33	33.33
▶ 100m	3	Dominique DUNCAN	JR	11.05w	4/6/11	26	2.25	28.25
▶ 100m	14	Ashley COLLIER	FR	11.22w	4/16/11	7	0.80	7.80
▶ 100m	40	Jessica BEARD	SR	11.49w	4/16/11	0.25	0.00	0.25
▶ 200m	2	Dominique DUNCAN	JR	22.79w	4/16/11	28	2.17	30.17
▶ 200m	12	Jeneba TARMOH	JR	23.09	4/23/11	9	0.80	9.80
▶ 200m	31	Ashley COLLIER	FR	23.40	4/23/11	0.65	0.16	0.81
▶ 200m	31	Jessica BEARD	SR	23.40	3/25/11	0.65	0.16	0.81
▶ 400m	1	Jessica BEARD	SR	51.55	4/2/11	30	3.47	33.47
▶ 400m	12	Ibukun MAYUNGBE	FR	53.06	4/2/11	9	0.76	9.76
▶ 400m	27	Andrea SUTHERLAND	SR	53.67	4/2/11	0.85	0.25	1.10
▶ 10k	22	Katherine DEVLIN	SO	33:56.98	4/14/11	2	0.45	2.45
▶ H100	6	Natasha RUDDOCK	SR	12.96w	4/23/11	20	1.64	21.64
▶ H400	14	Andrea SUTHERLAND	SR	57.65	4/6/11	7	0.72	7.72
▶ 4x100	1	Collier, Tarmoh, Duncan, Beard		42.87	4/6/11	30	3.89	33.89
▶ 4x400	1	Tarmoh, Mayungbe, Sutherland, Beard		3:27.33	4/6/11	30	4.48	34.48
▶ PV	14	Laura ASIMAKIS	JR	4.19m	13-9	7	0.64	7.64
▶ LJ	47	Sasha-Kay MATTHIAS	SR	6.09mw	19-11¾	0.075	0.00	0.08
▶ TJ	33	Sasha-Kay MATTHIAS	SR	12.66mw	41-6¾	0.55	0.00	0.55
▶ TJ	45	Melissa MAYS	FR	12.58m	41-3¼	0.125	0.00	0.13
▶ TJ	48	Tiffany PETERS	SR	12.51mw	41-½	0.05	0.00	0.05
▶ JAV	11	Emalie HUMPHREYS	SR	51.18m	167-11	10	1.22	11.22
▶ JAV	17	Laura ASIMAKIS	JR	49.34m	161-10	4.5	0.62	5.12
▶ HEPT	8	Daphne FITZPATRICK	SR	5,638	4/6/11	16	1.21	17.21
Team Total								297.72

"Scrd As", short for "Scored As", Standing used for place points portion of performance's score combining preseason data (when applied) to current season data
 Numbers in BLACK are both the performance's actual NCAA rank AND "scored as" rank Numbers in RED indicate actual NCAA rank does not exist or is worse than "scored as" rank Numbers in BLUE indicate actual NCAA rank is better than "scored as" rank



2011 Outdoor Track & Field, Week #4

Only those who score >0.01 pts are shown
D denotes multiple-event rule in affect

WOMEN

3		Oregon		Pacific-10 Conference	unch					
		Event	Scrd As			Athlete	Yr	Scored Mark	Date	Pl. Pts.
Scored bests come from CURRENT season										
▶	100m	19	English GARDNER	FR	11.30	4/14/11	3.5	0.48	3.98	
▶	100m	30	Amber PURVIS	JR	11.42	4/14/11	0.7	0.11	0.81	
▶	200m	15	Amber PURVIS	JR	23.13	4/22/11	D 6	0.67	2.67	
▶	200m	19	English GARDNER	FR	23.22	4/22/11	3.5	0.44	3.94	
▶	200m	43	Mandy WHITE	SR	23.59	4/14/11	0.175	0.00	0.17	
▶	400m	9	Amber PURVIS	JR	52.80	4/9/11	14	1.08	15.08	
▶	400m	55	Chizoba OKODOGBE	FR	54.04	4/22/11		0.03	0.03	
▶	800m	1	Anne KESSELRING	SO	2:02.44	4/22/11	30	3.37	33.37	
▶	800m	9	Laura ROESLER	FR	2:05.05	4/14/11	14	1.14	15.14	
▶	1500m	7	Anne KESSELRING	SO	4:16.55	4/14/11	D 18	1.27	3.27	
▶	1500m	13	Jordan HASAY	SO	4:18.61	4/9/11	D 8	0.69	2.69	
▶	1500m	25	Becca FRIDAY	SO	4:20.58	4/9/11	0.95	0.33	1.28	
▶	5000m	2	Jordan HASAY	SO	15:37.29	4/14/11	28	3.24	31.24	
▶	10k	17	Bronwyn CROSSMAN	JR	33:43.99	3/25/11	4.5	0.73	5.23	
▶	10k	21	Sarah ANDREWS	FR	33:53.44	3/25/11	2.5	0.52	3.02	
▶	Steeple	4	Claire MICHEL	SR	10:11.64	3/25/11	24	1.55	25.55	
▶	Steeple	6	Melanie THOMPSON	FR	10:12.09	4/9/11	20	1.47	21.47	
▶	4x100	7	White, Purvis, Newson, Gardner		43.82	4/22/11	18	1.69	19.69	
▶	4x400	4	Okodogbe, Purvis, Francis, Roesler		3:32.63	4/14/11	24	2.00	26.00	
▶	PV	38	Jordan ROSKELLEY	SR	4.01m	13-1%	4/22/11	0.3	0.00	0.30
▶	LJ	2	Jamesha YOUNGBLOOD	SR	6.45m	21-2	4/14/11	28	2.32	30.32
▶	DISC	36	Laura BOBEK	FR	51.07m	167-6	4/22/11	0.4	0.00	0.40
Scored bests come from PRE-SEASON DATA										
▶	HEPT	1	Brianne THEISEN	SR	6,094	6/12/10	30	4.67	34.67	
Team Total									280.32	

4		Clemson		Atlantic Coast Conference	▲ 1					
		Event	Scrd As			Athlete	Yr	Scored Mark	Date	Pl. Pts.
Scored bests come from CURRENT season										
▶	100m	16	Stormy KENDRICK	SO	11.23w	4/6/11	5	0.74	5.74	
▶	100m	25	Jasmine EDGERSON	SO	11.36w	4/21/11	0.95	0.29	1.24	
▶	200m	12	Stormy KENDRICK	SO	23.09	4/21/11	9	0.80	9.80	
▶	200m	23	Marlena WESH	SO	23.26	4/21/11	1.5	0.38	1.88	
▶	400m	4	Marlena WESH	SO	52.28	4/21/11	24	2.06	26.06	
▶	10k	4	Kimberly RUCK	JR	33:16.45	3/25/11	24	2.05	26.05	
▶	H100	6	Brianna ROLLINS	FR	12.96w	4/6/11	20	1.64	21.64	
▶	H100	11	Bridgette OWENS	FR	13.05w	4/6/11	10	1.04	11.04	
▶	H100	14	Michaylin GOLLADAY	SR	13.15	4/21/11	7	0.65	7.65	
▶	H100	48	Patricia MAMONA	SR	13.60	4/21/11	0.05	0.00	0.05	
▶	H100	50	Jasmine EDGERSON	SO	13.61	3/18/11	0.01	0.00	0.01	
▶	H400	13	Marlena WESH	SO	57.49	4/6/11	D 8	0.88	2.88	
▶	H400	29	Sonni AUSTIN	SO	58.77	4/21/11	0.75	0.11	0.86	
▶	Steeple	2	Alyssa KULIK	JR	10:05.51	4/21/11	28	2.66	30.66	
▶	4x100	13	Golladay, Kendrick, Morris, Edgerson		44.27	4/21/11	8	0.90	8.90	
▶	4x400	10	Wesh, Kendrick, Austin, Rollins		3:35.18	4/1/11	12	1.05	13.05	
▶	HJ	9	April SINKLER	JR	1.82m	5-11%	4/21/11	14	1.13	15.13
▶	PV	29	Lauren TERSTAPPEN	FR	4.06m	13-3%	4/21/11	0.75	0.00	0.75
▶	LJ	34	April SINKLER	JR	6.20mw	20-4%	4/6/11	0.5	0.06	0.56
▶	LJ	47	Jasmine BRUNSON	SO	6.09m	19-11%	4/21/11	0.075	0.00	0.08
▶	TJ	2	Patricia MAMONA	SR	13.82mw	45-4%	4/6/11	28	4.21	32.21
▶	TJ	9	April SINKLER	JR	13.08m	42-11	4/6/11	14	0.82	14.82
▶	JAV	34	Liane WEBER	SR	46.82m	153-7	4/21/11	0.5	0.00	0.50
▶	HEPT	30	Patricia MAMONA	SR	5,293	4/21/11	0.7	0.00	0.70	
Scored bests come from PRE-SEASON DATA										
▶	HEPT	2	Liane WEBER	SR	5,928	4/15/10	28	3.17	31.17	
▶	HEPT	48	Karine FARIAS	SO	5,085	5/11/10	0.05	0.00	0.05	
Team Total									263.46	

"Scrd As", short for "Scored As", Standing used for place points portion of performance's score combining preseason data (when applied) to current season data

Numbers in BLACK are both the performance's actual NCAA rank AND "scored as" rank Numbers in RED indicate actual NCAA rank does not exist or is worse than "scored as" rank Numbers in BLUE indicate actual NCAA rank is better than "scored as" rank

USTFCCCA Non-Member

Non-Member Schools Will NOT be ranked, beginning Week 2



2011 Outdoor Track & Field, Week #4

Only those who score >0.01 pts are shown
D denotes multiple-event rule in affect

WOMEN

5 **Southern California** ▼ **1**
 Pacific-10 Conference

Event	Scrd As	Athlete	Yr	Scored Mark	Date	Pl. Pts.	Bonus	TOTAL
Scored bests come from CURRENT season								
▶ 100m	13	Jessica DAVIS	FR	11.21w	4/6/11	8	0.87	8.87
▶ 100m	36	Loudia LAARMAN	FR	11.47w	4/6/11	0.4	0.00	0.40
▶ 200m	3	Aareon PAYNE	JR	22.83	4/14/11	26	1.98	27.98
▶ 200m	9	Jessica DAVIS	FR	22.98	4/14/11	14	1.27	15.27
▶ 5000m	11	Zsofia ERDELYI	SR	16:00.11	4/14/11	D 10	0.92	2.92
▶ 10k	8	Zsofia ERDELYI	SR	33:26.47	3/25/11	16	1.50	17.50
▶ H100	1	Nia ALI	SR	12.74w	4/6/11	30	3.55	33.55
▶ H100	19	Lauren BLACKBURN	FR	13.23w	4/6/11	3.5	0.42	3.92
▶ H400	10	Dalilah MUHAMMAD	JR	57.21	4/14/11	12	1.19	13.19
▶ 4x100	8	Laarman, Payne, Puterbaugh, Davis		43.95	4/14/11	16	1.39	17.39
▶ TJ	10	Alitta BOYD	SO	13.07mw 42-10%	4/6/11	12	0.78	12.78
▶ HT	6	Jenny OZORAI	FR	63.71m 209-0	4/14/11	20	1.59	21.59
▶ HT	10	Marissa MINDERLER	SR	62.60m 205-4	3/19/11	12	1.07	13.07
▶ JAV	35	Marissa MINDERLER	SR	46.81m 153-7	4/2/11	0.45	0.00	0.45
Scored bests come from PRE-SEASON DATA								
▶ HEPT	5	Nia ALI	SR	5,828	6/12/09	22	2.39	24.39
▶ HEPT	16	Shana WOODS	SR	5,490	5/10/09	5	0.58	5.58
Team Total								218.85

6 **Oklahoma** **unch**
 Big 12 Conference

Event	Scrd As	Athlete	Yr	Scored Mark	Date	Pl. Pts.	Bonus	TOTAL
Scored bests come from CURRENT season								
▶ 100m	14	Candyce MCGRONE	JR	11.22w	4/23/11	7	0.80	7.80
▶ 100m	21	Shawna ANDERSON	JR	11.31w	4/23/11	2.5	0.45	2.95
▶ 100m	43	Sherine WELLS	JR	11.50	4/23/11	0.175	0.00	0.17
▶ 200m	4	Candyce MCGRONE	JR	22.86w	4/16/11	24	1.84	25.84
▶ Steeple	49	Briana MARTIN	JR	10:33.83	4/22/11	0.025	0.00	0.03
▶ 4x100	9	Wells, Anderson, Simmons, McGrone		44.09	4/23/11	14	1.17	15.17
▶ 4x400	24	Cole, McGrone, Rolle, Wells		3:38.73	4/16/11	1	0.32	1.32
▶ HJ	38	Chenale SMITH	SO	1.75m 5-8¾	3/26/11	0.3	0.00	0.30
▶ PV	17	Alexandra ACKER	JR	4.15m 13-7¾	4/16/11	4.5	0.41	4.91
▶ PV	38	Sarah PAPPAS	SR	4.01m 13-1¾	4/7/11	0.3	0.00	0.30
▶ LJ	4	Ti'Anca MOCK	SR	6.43mw 21-1¼	4/23/11	24	2.02	26.02
▶ LJ	12	Jasmine SIMMONS	SR	6.37mw 20-10%	4/23/11	9	1.17	10.17
▶ TJ	41	Jasmine SIMMONS	SR	12.59m 41-3¾	4/16/11	0.225	0.00	0.22
▶ SP	3	Tia BROOKS	SO	17.60m 57-9	4/23/11	26	3.05	29.05
▶ SP	5	Karen SHUMP	SO	17.36m 56-11½	4/7/11	22	2.26	24.26
▶ DISC	3	Brittany BORMAN	JR	56.44m 185-2	4/8/11	26	2.60	28.60
▶ DISC	21	Karen SHUMP	SO	52.84m 173-4	4/8/11	2.5	0.30	2.80
▶ DISC	39	Kelsey POLJANSEK	SR	50.63m 166-1	3/26/11	0.275	0.00	0.28
▶ DISC	44	Bailey WAGNER	JR	50.24m 164-10	3/26/11	0.15	0.00	0.15
▶ JAV	5	Brittany BORMAN	JR	52.29m 171-6	4/23/11	22	1.88	23.88
Team Total								204.21

"Scrd As", short for "Scored As", Standing used for place points portion of performance's score combining preseason data (when applied) to current season data

Numbers in BLACK are both the performance's actual NCAA rank AND "scored as" rank Numbers in RED indicate actual NCAA rank does not exist or is worse than "scored as" rank Numbers in BLUE indicate actual NCAA rank is better than "scored as" rank

USTFCCCA Non-Member

Non-Member Schools Will NOT be ranked, beginning Week 2



2011 Outdoor Track & Field, Week #4

Only those who score >0.01 pts are shown
D denotes multiple-event rule in affect

WOMEN

7 **Arizona** ▲ **1**
 Pacific-10 Conference

Event	Scrd As	Athlete	Yr	Scored Mark	Date	Pl. Pts.	Bonus	TOTAL	
Scored bests come from CURRENT season									
▶ 400m	28	Shapri ROMERO	FR	53.69	4/14/11	0.8	0.24	1.04	
▶ 400m	29	Georganne MOLINE	SO	53.70	4/14/11	0.75	0.24	0.99	
▶ 800m	3	Christina RODGERS	SR	2:03.93	4/14/11	26	2.09	28.09	
▶ 5000m	14	Jennifer BERGMAN	SO	16:04.72	4/14/11	D	7	0.60	2.60
▶ 5000m	50	Hannah MOEN	JR	16:23.50	4/14/11	0.01	0.00	0.01	
▶ 10k	12	Jennifer BERGMAN	SO	33:38.81	3/25/11	9	0.92	9.92	
▶ H100	21	LaTisha HOLDEN	SR	13.24	4/14/11	2.5	0.39	2.89	
▶ H100	31	Dahlys MARSHALL	JR	13.40	4/14/11	0.65	0.00	0.65	
▶ H400	12	Georganne MOLINE	SO	57.41	4/2/11	9	0.97	9.97	
▶ Steeple	24	Margaret CALLAHAN	SR	10:22.87	3/25/11	1	0.36	1.36	
▶ Steeple	39	Hannah MOEN	JR	10:30.57	3/25/11	0.275	0.00	0.28	
▶ 4x100	32	Marshall, Holden, Pridgett, Poston		45.11	4/14/11	0.6	0.18	0.78	
▶ 4x400	12	Rodgers, Romero, Blevins, Moline		3:35.78	4/6/11	9	0.87	9.87	
▶ HJ	1	Brigetta BARRETT	SO	1.90m	6-2¼	4/14/11	30	4.97	34.97
▶ SP	1	Julie LABONTE	SO	17.83m	58-6	4/22/11	30	3.87	33.87
▶ SP	8	Alyssa HASSLEN	SO	17.10m	56-1¼	3/18/11	16	1.63	17.63
▶ SP	9	Baillie GIBSON	FR	17.07m	56-0	4/14/11	14	1.56	15.56
▶ SP	40	Omotayo TALABI	SO	15.60m	51-2¼	4/22/11	0.25	0.00	0.25
▶ DISC	9	Baillie GIBSON	FR	54.22m	177-10	4/22/11	14	0.91	14.91
▶ DISC	29	Taylor FREEMAN	SO	52.19m	171-2	4/22/11	0.75	0.07	0.82
▶ DISC	33	Alyssa HASSLEN	SO	51.47m	168-10	4/22/11	0.55	0.00	0.55
▶ DISC	38	Julie LABONTE	SO	50.66m	166-2	3/18/11	0.3	0.00	0.30
Team Total								187.32	

8 **Texas** ▼ **1**
 Big 12 Conference

Event	Scrd As	Athlete	Yr	Scored Mark	Date	Pl. Pts.	Bonus	TOTAL	
Scored bests come from CURRENT season									
▶ 100m	30	Chalonda GOODMAN	SO	11.42w	4/6/11	0.7	0.11	0.81	
▶ 100m	35	Allison PETER	FR	11.46w	4/6/11	0.45	0.00	0.45	
▶ 200m	17	Christy UDOH	FR	23.18	3/25/11	4.5	0.52	5.02	
▶ 200m	19	Allison PETER	FR	23.22	3/19/11	3.5	0.44	3.94	
▶ 200m	24	Stacey-Ann SMITH	JR	23.27	3/19/11	1	0.36	1.36	
▶ 200m	27	Chantel MALONE	SR	23.37	3/25/11	0.85	0.21	1.06	
▶ 200m	49	Chalonda GOODMAN	SO	23.63	4/23/11	0.025	0.00	0.03	
▶ 400m	16	Briana NELSON	FR	53.12	3/25/11	5	0.68	5.68	
▶ 400m	20	Chantel MALONE	SR	53.42	4/23/11	3	0.41	3.41	
▶ 400m	34	Kendra CHAMBERS	SO	53.77	3/25/11	0.5	0.19	0.69	
▶ 400m	41	Angele COOPER	JR	53.91	4/23/11	0.225	0.11	0.33	
▶ 400m	49	Danielle DOWIE	FR	54.01	4/23/11	0.025	0.05	0.07	
▶ 800m	37	Marielle HALL	FR	2:07.25	3/25/11	0.35	0.16	0.51	
▶ H400	7	Angele COOPER	JR	57.03	4/6/11	18	1.48	19.48	
▶ H400	11	Danielle DOWIE	FR	57.33	3/19/11	10	1.06	11.06	
▶ 4x100	4	Malone, Goodman, Udoh, Peter		43.78	4/6/11	24	1.78	25.78	
▶ 4x400	3	Smith, Chambers, Nelson, Cooper		3:31.69	4/6/11	26	2.43	28.43	
▶ HJ	2	Shanay BRISCOE	FR	1.86m	6-1¼	4/6/11	28	2.96	30.96
▶ HJ	11	Victoria LUCAS	JR	1.80m	5-10¾	4/23/11	10	0.65	10.65
▶ HJ	38	Alicia PETERSON	SO	1.75m	5-8¾	4/23/11	0.3	0.00	0.30
▶ HJ	38	Beverly OWOYELE	JR	1.75m	5-8¾	4/23/11	0.3	0.00	0.30
▶ PV	44	Natasha MASTERSON	SO	4.00m	13-1¼	4/6/11	0.15	0.00	0.15
▶ LJ	6	Chantel MALONE	SR	6.40mw	21-0	4/6/11	20	1.58	21.58
▶ LJ	20	A'Lexus BRANNON	FR	6.27mw	20-7	4/6/11	3	0.41	3.41
▶ SP	24	Helen UBABUIKE	SO	16.12m	52-10¾	4/6/11	1	0.20	1.20
▶ SP	33	Amanda VAN DYKE	JR	15.77m	51-9	3/25/11	0.55	0.00	0.55
▶ DISC	18	Okwukwe OKOLIE	JR	53.34m	175-0	3/25/11	4	0.47	4.47
Team Total								181.67	

"Scrd As", short for "Scored As", Standing used for place points portion of performance's score combining preseason data (when applied) to current season data
 Numbers in BLACK are both the performance's actual NCAA rank AND "scored as" rank Numbers in RED indicate actual NCAA rank does not exist or is worse than "scored as" rank Numbers in BLUE indicate actual NCAA rank is better than "scored as" rank



2011 Outdoor Track & Field, Week #4

Only those who score >0.01 pts are shown
D denotes multiple-event rule in affect

WOMEN

9  **Texas Tech** ▲ **6**
 Big 12 Conference

Event	Scrd As	Athlete	Yr	Scored Mark	Date	Pl. Pts.	Bonus	TOTAL	
Scored bests come from CURRENT season									
▶ 100m	21	Terra EVANS	JR	11.31w	4/6/11	2.5	0.45	2.95	
▶ 100m	26	Erica ALEXANDER	JR	11.37w	4/2/11	0.9	0.26	1.16	
▶ 100m	47	Tara THOMAS	JR	11.53w	4/2/11	0.075	0.00	0.08	
▶ 200m	8	Candace JACKSON	SO	22.96w	4/2/11	D 16	1.36	3.36	
▶ 200m	12	Terra EVANS	JR	23.09w	4/2/11	9	0.80	9.80	
▶ 200m	27	Taylor EVANS	JR	23.37w	3/26/11	0.85	0.21	1.06	
▶ 400m	7	Candace JACKSON	SO	52.71	4/22/11	18	1.25	19.25	
▶ 400m	12	Taylor EVANS	JR	53.06	4/14/11	9	0.76	9.76	
▶ 800m	15	Caroline JEPLETING	JR	2:05.67	4/2/11	6	0.75	6.75	
▶ 1500m	18	Caroline JEPLETING	JR	4:19.77	4/14/11	D 4	0.45	2.45	
▶ H100	15	Kelsey LLOYD	SR	13.16w	4/6/11	6	0.62	6.62	
▶ H100	22	Katie GRIMES	SO	13.25	4/22/11	2	0.37	2.37	
▶ 4x100	11	Alexander, Evans, Jackson, Evans		44.16	4/2/11	10	1.06	11.06	
▶ 4x400	6	Graham, Evans, Jackson, Lloyd		3:33.36	4/14/11	20	1.67	21.67	
▶ PV	2	Shade WEYGANDT	SO	4.45m	14-7¼	4/6/11	28	3.89	31.89
▶ SP	10	Ifeatu OKAFOR	SO	16.89m	55-5	4/22/11	12	1.17	13.17
▶ SP	12	Kelly CLOSSE	JR	16.60m	54-5½	4/14/11	9	0.80	9.80
▶ DISC	15	Ifeatu OKAFOR	SO	53.77m	176-5	4/22/11	6	0.62	6.62
▶ DISC	26	Kelly CLOSSE	JR	52.45m	172-1	4/22/11	0.9	0.16	1.06
Team Total								160.85	

10  **Arizona State** unch
 Pacific-10 Conference

Event	Scrd As	Athlete	Yr	Scored Mark	Date	Pl. Pts.	Bonus	TOTAL	
Scored bests come from CURRENT season									
▶ 100m	43	Kayla SANCHEZ	JR	11.50w	4/22/11	0.175	0.00	0.17	
▶ H100	16	Jasmine CHANEY	SR	13.18	3/25/11	5	0.56	5.56	
▶ H400	3	Jasmine CHANEY	SR	56.61	4/7/11	26	2.19	28.19	
▶ H400	17	Kayla SANCHEZ	JR	57.76	4/14/11	4.5	0.66	5.16	
▶ H400	20	Keia PINNICK	SO	57.97	4/14/11	3	0.55	3.55	
▶ Steeple	35	Kauren TARVER	JR	10:28.40	4/7/11	0.45	0.04	0.49	
▶ 4x100	16	Gooden, Sanchez, Herring, Chaney		44.53	4/14/11	5	0.61	5.61	
▶ 4x400	5	Herring, Sanchez, Pinnick, Chaney		3:33.22	4/14/11	22	1.73	23.73	
▶ HJ	38	Samantha HENDERSON	SR	1.75m	5-8¾	3/31/11	0.3	0.00	0.30
▶ PV	37	Shaylah SIMPSON	FR	4.02m	13-2¼	3/18/11	0.35	0.00	0.35
▶ LJ	8	Christabel NETTEY	SO	6.38m	20-11¼	4/7/11	16	1.29	17.29
▶ LJ	23	Alycia HERRING	FR	6.25m	20-6¾	3/18/11	1.5	0.31	1.81
▶ LJ	44	Keia PINNICK	SO	6.12m	20-1	3/18/11	0.15	0.00	0.15
▶ LJ	47	Samantha HENDERSON	SR	6.09mw	19-11¼	4/22/11	0.075	0.00	0.08
▶ SP	6	Anna JELMINI	FR	17.24m	56-6¾	4/14/11	20	1.97	21.97
▶ DISC	1	Anna JELMINI	FR	60.54m	198-7	4/22/11	30	6.70	36.70
▶ DISC	40	Cj NAVARRO	JR	50.45m	165-6	4/7/11	0.25	0.00	0.25
▶ HT	36	Cj NAVARRO	JR	58.09m	190-7	4/22/11	0.4	0.00	0.40
▶ HEPT	19	Keia PINNICK	SO	5,455		3/31/11	3.5	0.47	3.97
▶ HEPT	20	Samantha HENDERSON	SR	5,424		3/31/11	3	0.37	3.37
Team Total								159.10	

"Scrd As", short for "Scored As", Standing used for place points portion of performance's score combining preseason data (when applied) to current season data
 Numbers in BLACK are both the performance's actual NCAA rank AND "scored as" rank Numbers in RED indicate actual NCAA rank does not exist or is worse than "scored as" rank Numbers in BLUE indicate actual NCAA rank is better than "scored as" rank
USTFCCCA Non-Member Non-Member Schools Will NOT be ranked, beginning Week 2



2011 Outdoor Track & Field, Week #4

Only those who score >0.01 pts are shown
D denotes multiple-event rule in affect

WOMEN

11  **Arkansas** ▼ 2
Southeastern Conference

Event	Scrd As	Athlete	Yr	Scored Mark	Date	Pl. Pts.	Bonus	TOTAL	
Scored bests come from CURRENT season									
▶ 200m	26	Regina GEORGE	SO	23.29w	4/16/11	0.9	0.33	1.23	
▶ 400m	2	Shelise WILLIAMS	SR	52.12	4/14/11	28	2.36	30.36	
▶ 400m	8	Regina GEORGE	SO	52.73	4/16/11	16	1.21	17.21	
▶ 400m	56	Whitney JONES	JR	54.07	4/2/11	0.01	0.00	0.01	
▶ 1500m	10	Stephanie BROWN	SO	4:17.21	4/14/11	12	1.08	13.08	
▶ 1500m	42	Kristen GILLESPIE	JR	4:22.52	4/14/11	0.2	0.07	0.27	
▶ 1500m	50	Jillian ROSEN	JR	4:23.11	4/14/11	0.01	0.00	0.01	
▶ 5000m	35	Miranda WALKER	SR	16:15.99	3/25/11	0.45	0.16	0.61	
▶ 10k	41	Miranda WALKER	SR	34:35.31	4/14/11	0.225	0.00	0.22	
▶ H100	35	Brittany HYTER	JR	13.43	4/2/11	0.45	0.00	0.45	
▶ H100	42	Ivanique KEMP	FR	13.54	4/2/11	0.2	0.00	0.20	
▶ H400	36	Brittany HYTER	JR	59.21	4/6/11	0.4	0.00	0.40	
▶ Steeple	26	Megan JACKSON	SR	10:23.49	4/14/11	0.9	0.33	1.23	
▶ Steeple	33	Cali GEORGE	JR	10:27.05	4/14/11	0.55	0.12	0.67	
▶ 4x100	20	Flowers, Jones, Williams, Sutej		44.80	4/2/11	3	0.41	3.41	
▶ 4x400	2	George, Williams, Flowers, Jones		3:31.34	4/6/11	28	2.59	30.59	
▶ PV	1	Tina SUTEJ	JR	4.50m	14-9	4/6/11	30	4.72	34.72
▶ PV	10	Tara DIEBOLD	JR	4.20m	13-9½	4/2/11	12	0.70	12.70
▶ HEPT	11	Makeba ALCIDE	SO	5,543	4/6/11	10	0.74	10.74	
▶ HEPT	47	Leah ORLEY	SO	5,090	4/22/11	0.075	0.00	0.08	
Team Total						158.20			

12  **Baylor** ▲ 2
Big 12 Conference

Event	Scrd As	Athlete	Yr	Scored Mark	Date	Pl. Pts.	Bonus	TOTAL	
Scored bests come from CURRENT season									
▶ 100m	5	Tiffany TOWNSEND	SR	11.09w	4/6/11	22	1.86	23.86	
▶ 100m	26	Tiffani MCREYNOLDS	FR	11.37w	4/23/11	0.9	0.26	1.16	
▶ 200m	21	Tiffany TOWNSEND	SR	23.25	4/23/11	2.5	0.39	2.89	
▶ 200m	37	Diamond RICHARDSON	JR	23.52	3/18/11	0.35	0.00	0.35	
▶ 400m	19	Diamond RICHARDSON	JR	53.37	4/23/11	3.5	0.44	3.94	
▶ H100	1	Tiffani MCREYNOLDS	FR	12.74w	4/6/11	30	3.55	33.55	
▶ H400	21	Christina HOLLAND	SO	57.98	4/23/11	2.5	0.54	3.04	
▶ 4x100	10	McReynolds, Townsend, Bruce, Richardson		44.12	4/23/11	12	1.12	13.12	
▶ 4x400	11	Ogunmokun, Townsend, Bruce, Richardson		3:35.65	4/6/11	10	0.91	10.91	
▶ HJ	38	Dess MEEK	SR	1.75m	5-8¾	4/23/11	0.3	0.00	0.30
▶ TJ	7	Jessica UBANYIONWU	JR	13.17m	43-2½	4/23/11	18	1.15	19.15
▶ SP	7	Skylar WHITE	SO	17.16m	56-3¾	3/25/11	18	1.78	19.78
▶ DISC	7	Skylar WHITE	SO	54.34m	178-3	4/23/11	18	0.99	18.99
Team Total						151.04			

13  **Auburn** ▼ 2
Southeastern Conference

Event	Scrd As	Athlete	Yr	Scored Mark	Date	Pl. Pts.	Bonus	TOTAL	
Scored bests come from CURRENT season									
▶ 100m	9	Sheniqua FERGUSON	SR	11.17	4/15/11	14	1.12	15.12	
▶ 100m	36	Joanna ATKINS	SR	11.47	4/23/11	0.4	0.00	0.40	
▶ 200m	5	Sheniqua FERGUSON	SR	22.92	4/8/11	22	1.55	23.55	
▶ 200m	5	Nivea SMITH	JR	22.92w	4/23/11	22	1.55	23.55	
▶ 200m	25	Joanna ATKINS	SR	23.28	4/8/11	0.95	0.34	1.29	
▶ 200m	29	Kai SELVON	SO	23.38	3/26/11	0.75	0.19	0.94	
▶ 400m	6	Joanna ATKINS	SR	52.61	4/15/11	20	1.43	21.43	
▶ 400m	37	Cache ARMBRISTER	SR	53.84	4/23/11	0.35	0.15	0.50	
▶ 5000m	15	Holly KNIGHT	JR	16:06.25	4/15/11	6	0.50	6.50	
▶ 4x100	5	Atkins, Ferguson, Selvon, Smith		43.80	4/1/11	22	1.73	23.73	
▶ 4x400	13	Atkins, Armbrister, Williams, Smith		3:36.02	4/15/11	8	0.80	8.80	
▶ HJ	5	Maya PRESSLEY	SO	1.83m	6-0	4/8/11	22	1.47	23.47
Team Total						149.30			

"Scrd As", short for "Scored As", Standing used for place points portion of performance's score combining preseason data (when applied) to current season data

Numbers in BLACK are both the performance's actual NCAA rank AND "scored as" rank Numbers in RED indicate actual NCAA rank does not exist or is worse than "scored as" rank Numbers in BLUE indicate actual NCAA rank is better than "scored as" rank

USTFCCCA Non-Member

Non-Member Schools Will NOT be ranked, beginning Week 2



2011 Outdoor Track & Field, Week #4

Only those who score >0.01 pts are shown
D denotes multiple-event rule in affect

WOMEN

14

North Carolina

Atlantic Coast Conference

▲ 17

Event	Scrd As	Athlete	Yr	Scored Mark	Date	Pl. Pts.	Bonus	TOTAL
Scored bests come from CURRENT season								
▶ 400m	43	Zoey RUSSELL	JR	53.93	4/21/11	0.175	0.10	0.27
▶ 400m	51	Elizabeth MOTT	JR	54.03	4/21/11		0.04	0.04
▶ 800m	8	Ashley VERPLANK	JR	2:04.99	4/21/11	16	1.19	17.19
▶ 800m	16	Tasha STANLEY	JR	2:05.74	4/21/11	5	0.72	5.72
▶ 800m	19	Dominique JACKSON	SR	2:06.01	4/21/11	3.5	0.57	4.07
▶ 1500m	20	Ashley VERPLANK	JR	4:20.16	4/21/11	3	0.39	2.39
▶ 10k	44	Kendra SCHAAF	SO	34:38.06	4/21/11	0.15	0.00	0.15
▶ H100	19	LaToya JAMES	SR	13.23	4/21/11	3.5	0.42	3.92
▶ H400	1	LaToya JAMES	SR	55.83	4/21/11	30	3.53	33.53
▶ 4x400	8	Johnson, James, Stanley, Russell		3:34.42	4/21/11	16	1.28	17.28
▶ HJ	11	Patience COLEMAN	SR	1.80m	5-10% 4/16/11	10	0.65	10.65
▶ HJ	38	Ariel ROBERTS	SO	1.75m	5-8% 4/16/11	0.3	0.00	0.30
▶ PV	6	Sandi MORRIS	FR	4.30m	14-1% 4/8/11	20	1.79	21.79
▶ TJ	27	Tristine JOHNSON	FR	12.74m	41-9% 4/21/11	0.85	0.11	0.96
▶ HEPT	34	Gabrielle GIOIA	SR	5,243	4/21/11	0.5	0.00	0.50
▶ HEPT	50	Ariel ROBERTS	SO	5,075	4/21/11	0.01	0.00	0.01
Team Total								118.76

16

Tennessee

Southeastern Conference

▼ 3

Event	Scrd As	Athlete	Yr	Scored Mark	Date	Pl. Pts.	Bonus	TOTAL
Scored bests come from CURRENT season								
▶ 800m	30	Chanelle PRICE	JR	2:06.90	4/13/11	0.7	0.25	0.95
▶ 1500m	39	Brittany SHEFFEY	JR	4:22.16	4/2/11	0.275	0.12	0.40
▶ 1500m	47	Chanelle PRICE	JR	4:22.87	4/2/11	0.075	0.03	0.10
▶ 5000m	26	Liz COSTELLO	SR	16:12.30	4/13/11	0.9	0.29	1.19
▶ 5000m	32	Brittany SHEFFEY	JR	16:14.89	3/25/11	0.6	0.20	0.80
▶ 10k	7	Liz COSTELLO	SR	33:25.66	3/25/11	18	1.54	19.54
▶ H400	4	Ellen WORTHAM	JR	56.62	4/2/11	24	2.17	26.17
▶ 4x100	18	Harris, Wortham, Octave, Jackson		44.73	4/22/11	4	0.46	4.46
▶ 4x400	33	Ruff, Snapp, Octave, Wortham		3:40.66	3/25/11	0.55	0.04	0.59
▶ SP	2	Annie ALEXANDER	JR	17.62m	57-9% 4/2/11	28	3.12	31.12
▶ DISC	4	Annie ALEXANDER	JR	55.06m	180-7 3/25/11	24	1.48	25.48
Team Total								110.80

15

SMU

Conference USA

▲ 3

Event	Scrd As	Athlete	Yr	Scored Mark	Date	Pl. Pts.	Bonus	TOTAL
Scored bests come from CURRENT season								
▶ Steeple	3	Klara BODINSON	SO	10:06.63	4/14/11	26	2.45	28.45
▶ Steeple	19	Silje FJORTOFT	SR	10:20.25	3/25/11	3.5	0.52	4.02
▶ HJ	3	Lisa EGARTER	FR	1.85m	6-¾ 4/15/11	26	2.45	28.45
▶ HJ	38	Viktoria LEKS	JR	1.75m	5-8% 3/18/11	0.3	0.00	0.30
▶ SP	11	Simone DU TOIT	JR	16.64m	54-7¼ 4/2/11	10	0.85	10.85
▶ DISC	2	Simone DU TOIT	JR	58.81m	192-11 4/2/11	28	4.97	32.97
▶ HT	13	Ayla GILL	JR	61.70m	202-5 3/18/11	8	0.72	8.72
▶ HEPT	43	Lisa EGARTER	FR	5,116	4/6/11	0.175	0.00	0.17
Team Total								113.94

17

UCF

Conference USA

▲ 10

Event	Scrd As	Athlete	Yr	Scored Mark	Date	Pl. Pts.	Bonus	TOTAL
Scored bests come from CURRENT season								
▶ 100m	9	Aurieyall SCOTT	FR	11.17w	4/16/11	14	1.12	15.12
▶ 100m	29	Sheila PAUL	JR	11.41w	4/16/11	0.75	0.14	0.89
▶ 100m	39	Lynne LAYNE	SR	11.48w	4/16/11	0.275	0.00	0.28
▶ 200m	9	Aurieyall SCOTT	FR	22.98	4/1/11	14	1.27	15.27
▶ 200m	35	Lynne LAYNE	SR	23.46w	4/16/11	0.45	0.07	0.52
▶ 200m	41	Dominique BOOKER	FR	23.56w	4/16/11	0.225	0.00	0.22
▶ 200m	49	Sheila PAUL	JR	23.63w	4/16/11	0.025	0.00	0.03
▶ 400m	44	Aurieyall SCOTT	FR	53.96	3/25/11	0.15	0.08	0.23
▶ H100	6	Jackie COWARD	JR	12.96	4/16/11	20	1.64	21.64
▶ H100	32	Mica WIMBERLY	SR	13.41	4/16/11	0.6	0.00	0.60
▶ H100	38	Karessa FARLEY	JR	13.47	4/16/11	0.3	0.00	0.30
▶ H400	19	Jackie COWARD	JR	57.78	4/16/11	3.5	0.65	4.15
▶ 4x100	3	Booker, Scott, Layne, Paul		43.53	4/1/11	26	2.35	28.35
▶ LJ	7	Sonnisha WILLIAMS	SO	6.39m	20-11% 3/25/11	18	1.44	19.44
Team Total								107.02

"Scrd As", short for "Scored As", Standing used for place points portion of performance's score combining preseason data (when applied) to current season data
 Numbers in BLACK are both the performance's actual NCAA rank AND "scored as" rank Numbers in RED indicate actual NCAA rank does not exist or is worse than "scored as" rank Numbers in BLUE indicate actual NCAA rank is better than "scored as" rank



2011 Outdoor Track & Field, Week #4

Only those who score >0.01 pts are shown
D denotes multiple-event rule in affect

WOMEN

18

Nebraska

Big 12 Conference

▲ 23

Event	Scrd As	Athlete	Yr	Scored Mark	Date	Pl. Pts.	Bonus	TOTAL
Scored bests come from CURRENT season								
▶ 10k	32	Lara CROFFORD	JR	34:19.77	3/25/11	0.6	0.05	0.65
▶ Steeple	7	Martina BARINOVA	FR	10:12.45	4/9/11	18	1.40	19.40
▶ Steeple	23	Jessica FURLAN	SO	10:22.29	4/9/11	1.5	0.40	1.90
▶ PV	10	Natalie WILLER	SR	4.20m	13-9½	4/2/11	12	12.70
▶ PV	25	Cami JISKRA	JR	4.10m	13-5½	4/20/11	0.95	1.07
▶ PV	44	Breanna BUSSEL	JR	4.00m	13-1½	4/20/11	0.15	0.15
▶ LJ	1	Mara GRIVA	FR	6.58mw	21-7½	4/20/11	30	34.22
▶ LJ	15	Chantae MCMILLAN	SR	6.30m	20-8	4/13/11	6	6.56
▶ TJ	25	Tara KORSHOJ	SO	12.77m	41-10%	4/16/11	0.95	1.11
▶ SP	50	Amanda LATSCH	SR	15.32m	50-3¼	4/20/11	0.01	0.01
▶ DISC	24	Morgan WILKEN	SO	52.51m	172-3	4/16/11	1	1.18
▶ DISC	27	Samantha MUSIL	SR	52.32m	171-8	4/2/11	0.85	0.97
▶ DISC	49	Amanda LATSCH	SR	50.00m	164-0	4/16/11	0.025	0.03
▶ HT	37	Samantha MUSIL	SR	58.01m	190-4	4/16/11	0.35	0.35
▶ JAV	24	Chantae MCMILLAN	SR	47.81m	156-10	4/9/11	1	1.15
▶ JAV	43	Roxi GRIZZLE	JR	45.85m	150-5	3/25/11	0.175	0.17
▶ HEPT	6	Chantae MCMILLAN	SR	5,822	4/13/11	20	2.35	22.35
Scored bests come from PRE-SEASON DATA								
▶ HEPT	21	Megan WHEATLEY	SR	5,420	6/12/10	2.5	0.36	2.86
Team Total								106.83

19

Georgia

Southeastern Conference

▲ 1

Event	Scrd As	Athlete	Yr	Scored Mark	Date	Pl. Pts.	Bonus	TOTAL
Scored bests come from CURRENT season								
▶ 100m	33	Georgina NEMBHARD	SR	11.43	4/8/11	0.55	0.08	0.63
▶ 200m	31	Georgina NEMBHARD	SR	23.40	4/15/11	0.65	0.16	0.81
▶ 800m	32	Megan MALASARTE	FR	2:07.10	4/15/11	0.6	0.20	0.80
▶ 5000m	49	Bridget LYONS	SR	16:23.32	4/15/11	0.025	0.00	0.03
▶ Steeple	31	Taylor ADAMS	SR	10:25.94	4/23/11	0.65	0.19	0.84
▶ Steeple	46	Leslie BOOZER	SO	10:33.51	4/1/11	0.1	0.00	0.10
▶ 4x100	32	Bent, Nembhard, Spates, Ballard		45.11	4/8/11	0.6	0.18	0.78
▶ HJ	5	Saniel ATKINSON	SO	1.83m	6-0	4/8/11	22	23.47
▶ TJ	3	Colleen FELIX	JR	13.58mw	44-6%	4/8/11	26	28.90
▶ TJ	14	Maria AUGUTIS	SO	12.92m	42-4%	4/8/11	7	7.44
▶ TJ	20	Saniel ATKINSON	SO	12.84mw	42-1½	4/8/11	3	3.30
▶ TJ	21	LaTroya DARRELL	SR	12.83m	42-1¼	4/8/11	2.5	2.78
▶ SP	23	Hilenn JAMES	FR	16.14m	52-11½	4/1/11	1.5	1.73
▶ HT	5	Nikola LOMNICKA	JR	64.70m	212-3	4/23/11	22	24.06
▶ HT	42	Alesha ASIJE	SR	57.43m	188-5	4/23/11	0.2	0.20
▶ JAV	27	Colleen FELIX	JR	47.62m	156-3	3/25/11	0.85	0.94
Scored bests come from PRE-SEASON DATA								
▶ HEPT	17	Lucie ONDRASCHKOVA	SO	5,467	5/13/10	4.5	0.50	5.00
▶ HEPT	37	Colleen FELIX	JR	5,178	5/22/09	0.35	0.00	0.35
Team Total								102.14

20

Southern Illinois

Missouri Valley Conference

▲ 2

Event	Scrd As	Athlete	Yr	Scored Mark	Date	Pl. Pts.	Bonus	TOTAL
Scored bests come from CURRENT season								
▶ H100	44	Meredith HAYES	SR	13.55	4/9/11	0.15	0.00	0.15
▶ SP	13	Jeneva MCCALL	JR	16.59m	54-5¼	4/22/11	8	8.79
▶ SP	19	Gwen BERRY	SR	16.21m	53-2¼	4/22/11	3.5	3.81
▶ DISC	6	Jeneva MCCALL	JR	54.63m	179-2	4/22/11	20	21.19
▶ HT	3	Jeneva MCCALL	JR	68.07m	223-4	4/22/11	26	29.77
▶ HT	4	Gwen BERRY	SR	66.78m	219-1	4/22/11	24	27.03
▶ HT	16	Erin ATKINSON	FR	60.46m	198-4	4/9/11	5	5.42
▶ HT	18	Olga CIURA	SR	60.21m	197-6	4/22/11	4	4.36
▶ HT	39	Kim FORTNEY	SO	57.62m	189-0	4/15/11	0.275	0.28
▶ HEPT	46	Malaikah LOVE	JR	5,098	4/22/11	0.1	0.00	0.10
Team Total								100.91

"Scrd As", short for "Scored As", Standing used for place points portion of performance's score combining preseason data (when applied) to current season data

Numbers in BLACK are both the performance's actual NCAA rank AND "scored as" rank Numbers in RED indicate actual NCAA rank does not exist or is worse than "scored as" rank Numbers in BLUE indicate actual NCAA rank is better than "scored as" rank

USTFCCCA Non-Member

Non-Member Schools Will NOT be ranked, beginning Week 2



2011 Outdoor Track & Field, Week #4

Only those who score >0.01 pts are shown
D denotes multiple-event rule in affect

WOMEN

21 **Washington State** ▼ 2
Pacific-10 Conference

Event	Scrd As	Athlete	Yr	Scored Mark	Date	Pl. Pts.	Bonus	TOTAL
Scored bests come from CURRENT season								
▶ 800m	20	Anna LAYMAN	SR	2:06.12	4/14/11	3	0.50	3.50
▶ HJ	3	Holly PARENT	SO	1.85m 6-¾	4/2/11	26	2.45	28.45
▶ HJ	11	Christine RICE	SO	1.80m 5-10¾	4/2/11	10	0.65	10.65
▶ DISC	48	Ashley KENNEY	JR	50.04m 164-2	4/2/11	0.05	0.00	0.05
▶ JAV	2	Marissa TSCHIDA	SR	53.90m 176-10	3/19/11	28	3.21	31.21
▶ JAV	4	Courtney KIRKWOOD	JR	52.94m 173-8	3/19/11	24	2.37	26.37
Team Total								100.23

22 **BYU** ▲ 2
Mountain West Conference

Event	Scrd As	Athlete	Yr	Scored Mark	Date	Pl. Pts.	Bonus	TOTAL
Scored bests come from CURRENT season								
▶ 800m	4	Katie PALMER	SR	2:04.47	4/14/11	24	1.63	25.63
▶ 800m	5	Lacey BLEAZARD	JR	2:04.78	4/14/11	22	1.36	23.36
▶ 800m	50	Sarah EDWARDS	JR	2:07.93	4/7/11	0.01	0.00	0.01
▶ 1500m	27	Katie PALMER	SR	4:20.82	3/25/11	0.85	0.30	1.15
▶ 1500m	40	Kari HARDT	JR	4:22.17	4/7/11	0.25	0.12	0.37
▶ 5000m	34	Kari HARDT	JR	16:15.82	3/25/11	0.5	0.16	0.66
▶ 10k	14	Morgan HAWS	SO	33:39.65	3/25/11	7	0.89	7.89
▶ 10k	30	Cecily LEMMON-LEW	SR	34:14.00	4/14/11	0.7	0.15	0.85
▶ H400	43	Alyssa CHRISTENSEN	SR	59.61	4/7/11	0.175	0.00	0.17
▶ Steeple	5	Katy ANDREWS	JR	10:12.04	4/14/11	22	1.48	23.48
▶ HJ	11	Ada ROBINSON	JR	1.80m 5-10¾	4/2/11	10	0.65	10.65
▶ HJ	38	Diana BLAUER	JR	1.75m 5-8¾	4/7/11	0.3	0.00	0.30
▶ JAV	38	Amber FREEMAN	SO	46.28m 151-10	4/21/11	0.3	0.00	0.30
Team Total								94.83

23 **Colorado** ▼ 7
Big 12 Conference

Event	Scrd As	Athlete	Yr	Scored Mark	Date	Pl. Pts.	Bonus	TOTAL
Scored bests come from CURRENT season								
▶ 800m	40	Jessica PIXLER	SR	2:07.42	4/8/11	0.25	0.11	0.36
▶ 1500m	4	Emma COBURN	JR	4:14.34	4/14/11	24	2.08	26.08
▶ 1500m	17	Camille LOGAN	SO	4:19.62	4/8/11	4.5	0.47	4.97
▶ 5000m	1	Jessica PIXLER	SR	15:25.58	3/25/11	30	4.55	34.55
▶ 5000m	9	Laura THWEATT	SR	15:57.24	4/14/11	14	1.12	15.12
▶ 5000m	13	Shalaya KIPP	SO	16:01.26	4/14/11	8	0.84	8.84
▶ 5000m	24	Katie CUMMING	JR	16:10.85	4/14/11	1	0.34	1.34
▶ 5000m	33	Camille LOGAN	SO	16:15.19	4/14/11	0.55	0.19	0.74
▶ 10k	39	Laura THWEATT	SR	34:33.08	3/25/11	0.275	0.00	0.28
▶ 10k	40	Camille LOGAN	SO	34:33.24	3/25/11	0.25	0.00	0.25
Team Total								92.51

24 **TCU** ▼ 1
Mountain West Conference

Event	Scrd As	Athlete	Yr	Scored Mark	Date	Pl. Pts.	Bonus	TOTAL
Scored bests come from CURRENT season								
▶ 100m	7	Jessica YOUNG	SR	11.12w	4/6/11	18	1.57	19.57
▶ 200m	11	Jessica YOUNG	SR	23.05	4/23/11 D	10	0.94	2.94
▶ 400m	3	Jessica YOUNG	SR	52.27	3/25/11	26	2.08	28.08
▶ 400m	45	Kristal JUAREZ	SR	53.97	4/16/11	0.125	0.07	0.20
▶ 4x100	14	Jones, Young, Hill, Gipson		44.43	4/23/11	7	0.68	7.68
▶ 4x400	9	Thomas, Charles, Peart, Juarez		3:34.44	4/16/11	14	1.27	15.27
▶ LJ	8	Whitney GIPSON	JR	6.38m 20-11¾	4/16/11	16	1.29	17.29
▶ SP	32	Kelsey SAMUELS	SO	15.81m 51-10¾	4/2/11	0.6	0.00	0.60
Team Total								91.63

"Scrd As", short for "Scored As", Standing used for place points portion of performance's score combining preseason data (when applied) to current season data
 Numbers in BLACK are both the performance's actual NCAA rank AND "scored as" rank Numbers in RED indicate actual NCAA rank does not exist or is worse than "scored as" rank Numbers in BLUE indicate actual NCAA rank is better than "scored as" rank
USTFCCCA Non-Member Non-Member Schools Will NOT be ranked, beginning Week 2



2011 Outdoor Track & Field, Week #4

Only those who score >0.01 pts are shown
D denotes multiple-event rule in affect

WOMEN

25

Kansas State

Big 12 Conference

▲ 8

Event	Scrd As	Athlete	Yr	Scored Mark	Date	Pl. Pts.	Bonus	TOTAL
Scored bests come from CURRENT season								
▶ 800m	38	Boglarka BOZZAY	JR	2:07.35	4/13/11	0.3	0.13	0.43
▶ 800m	47	Sara STOAKES	SO	2:07.85	3/17/11	0.075	0.00	0.08
▶ H400	8	Ryann KRAIS	JR	57.04	4/20/11	16	1.46	17.46
▶ Steeple	10	Martina TRESCH	SO	10:14.96	4/14/11	12	1.08	13.08
▶ LJ	15	Nina KOKOT	JR	6.30m 20-8	4/6/11	6	0.56	6.56
▶ TJ	21	TiAra WALPOOL	JR	12.83mw 42-1¼	4/6/11	2.5	0.28	2.78
▶ JAV	6	Ali PISTORA	SR	52.10m 170-11	4/20/11	20	1.77	21.77
▶ HEPT	4	Ryann KRAIS	JR	5,848	4/6/11	24	2.51	26.51
Team Total							88.66	

26

Florida State

Atlantic Coast Conference

▼ 14

Event	Scrd As	Athlete	Yr	Scored Mark	Date	Pl. Pts.	Bonus	TOTAL
Scored bests come from CURRENT season								
▶ 100m	24	Marecia PEMBERTON	SO	11.34	4/8/11	1	0.35	1.35
▶ 200m	36	Teona RODGERS	SR	23.49w	3/18/11	0.4	0.02	0.42
▶ 400m	23	Britany ST. LOUIS	SR	53.49	4/21/11	1.5	0.36	1.86
▶ 800m	31	Violah LAGAT	JR	2:06.99	4/15/11	0.65	0.23	0.88
▶ 1500m	12	Amanda WINSLOW	SO	4:18.12	4/21/11	9	0.83	9.83
▶ 1500m	19	Jessica PARRY	FR	4:19.80	4/8/11	3.5	0.44	3.94
▶ 1500m	30	Violah LAGAT	JR	4:21.53	4/21/11	0.7	0.21	0.91
▶ 5000m	21	Hannah BROOKS	SR	16:09.81	4/1/11	2.5	0.37	2.87
▶ 5000m	27	Jessica PARRY	FR	16:12.70	4/1/11	0.85	0.27	1.12
▶ H100	22	Teona RODGERS	SR	13.25	4/8/11	2	0.37	2.37
▶ Steeple	28	Astrid LEUTERT	JR	10:23.95	4/21/11	0.8	0.30	1.10
▶ PV	29	Lizbeth MABRY	SR	4.06m 13-3¼	4/21/11	0.75	0.00	0.75
▶ LJ	13	Amy HARRIS	JR	6.32mw 20-9	4/6/11	8	0.68	8.68
▶ LJ	23	Kim WILLIAMS	SR	6.25m 20-6¼	4/21/11	1.5	0.31	1.81
▶ TJ	1	Kim WILLIAMS	SR	14.25mw 46-9	4/6/11	30	6.55	36.55
▶ TJ	12	Michelle JENIJE	JR	13.04m 42-9¼	4/21/11	9	0.67	9.67
▶ SP	38	Allyn LAUGHLIN	SR	15.63m 51-3¼	4/21/11	0.3	0.00	0.30
▶ SP	41	Kamorean HAYES	JR	15.58m 51-1½	4/1/11	0.225	0.00	0.22
▶ JAV	49	Chelsea WHALEN	FR	45.46m 149-1	3/4/11	0.025	0.00	0.03
Team Total							84.67	

27

Stanford

Pacific-10 Conference

▼ 10

Event	Scrd As	Athlete	Yr	Scored Mark	Date	Pl. Pts.	Bonus	TOTAL
Scored bests come from CURRENT season								
▶ 100m	40	Shataya HENDRICKS	JR	11.49	4/16/11	0.25	0.00	0.25
▶ 200m	42	Carissa LEVINGSTON	SO	23.58	4/16/11	0.2	0.00	0.20
▶ 1500m	34	Madeline DUHON	SR	4:21.61	4/16/11	0.5	0.19	0.69
▶ 10k	18	Stephanie MARCY	SR	33:46.27	3/25/11	4	0.65	4.65
▶ 10k	19	Kate NIEHAUS	SR	33:48.72	3/25/11	3.5	0.60	4.10
▶ H100	30	Kori CARTER	FR	13.38	4/9/11	0.7	0.01	0.71
▶ H400	28	Kori CARTER	FR	58.62	4/9/11	0.8	0.19	0.99
▶ 4x100	30	Hendricks, Levingston, Dixon-Smith, Gradiska		45.06	4/16/11	0.7	0.22	0.92
▶ HJ	32	Adrienne JOHNSON	FR	1.76m 5-9¼	4/16/11	0.6	0.00	0.60
▶ PV	3	Katerina STEFANIDI	JR	4.42m 14-6	3/25/11	26	3.39	29.39
▶ PV	15	Ellie MCCARDWELL	FR	4.16m 13-7¼	4/23/11	6	0.47	6.47
▶ LJ	27	Whitney LIEHR	SR	6.24m 20-5¼	4/16/11	0.85	0.26	1.11
▶ LJ	40	Britni DIXON-SMITH	SR	6.15m 20-2¼	4/16/11	0.25	0.00	0.25
▶ TJ	6	Whitney LIEHR	SR	13.32m 43-8¼	4/16/11	20	1.70	21.70
▶ JAV	15	Eda KARESIN	SR	49.44m 162-2	3/5/11	6	0.65	6.65
▶ JAV	28	Elizabeth MINOOFAR	SR	47.58m 156-1	4/16/11	0.8	0.08	0.88
Scored bests come from PRE-SEASON DATA								
▶ HEPT	18	Whitney LIEHR	SR	5,459	5/10/09	4	0.48	4.48
Team Total							84.04	

28

Southern Miss

Conference USA

▲ 1

Event	Scrd As	Athlete	Yr	Scored Mark	Date	Pl. Pts.	Bonus	TOTAL
Scored bests come from CURRENT season								
▶ 100m	8	Chastity RIGGIEN	SR	11.13w	4/6/11	16	1.48	17.48
▶ 4x100	21	Rayfield, Riggien, Omotayo, Bowie		44.83	4/23/11	2.5	0.39	2.89
▶ HJ	5	Ke'Airra JONES	JR	1.83m 6-0	4/6/11	22	1.47	23.47
▶ LJ	13	Tori BOWIE	JR	6.32mw 20-9	4/23/11	8	0.68	8.68
▶ TJ	4	Ganna DEMYDOVA	JR	13.49mw 44-3¼	4/6/11	24	2.41	26.41
Team Total							78.92	

"Scrd As", short for "Scored As", Standing used for place points portion of performance's score combining preseason data (when applied) to current season data

Numbers in BLACK are both the performance's actual NCAA rank AND "scored as" rank Numbers in RED indicate actual NCAA rank does not exist or is worse than "scored as" rank Numbers in BLUE indicate actual NCAA rank is better than "scored as" rank

USTFCCCA Non-Member

Non-Member Schools Will NOT be ranked, beginning Week 2



2011 Outdoor Track & Field, Week #4

Only those who score >0.01 pts are shown
D denotes multiple-event rule in affect

WOMEN

29

Georgetown
BIG EAST Conference

▲ 5

Event	Scrd As	Athlete	Yr	Scored Mark	Date	Pl. Pts.	Bonus	TOTAL
Scored bests come from CURRENT season								
▶ 800m	11	Chelsea COX	FR	2:05.17	4/14/11	10	1.04	11.04
▶ 800m	27	Renee TOMLIN	SR	2:06.72	4/9/11	0.85	0.30	1.15
▶ 1500m	2	Emily INFELD	SO	4:12.04	4/14/11	28	3.06	31.06
▶ 1500m	3	Renee TOMLIN	SR	4:13.15	4/14/11	26	2.58	28.58
▶ 1500m	16	Rachel SCHNEIDER	SO	4:19.50	4/14/11	5	0.48	5.48
▶ 1500m	31	Lauren BORDUIN	JR	4:21.59	4/14/11	0.65	0.20	0.85
▶ 5000m	39	Emily JONES	SO	16:17.91	3/31/11	0.275	0.09	0.37
▶ 10k	37	Emily JONES	SO	34:27.05	4/14/11	0.35	0.00	0.35
Team Total								78.88

30

Indiana
Big Ten Conference

▼ 4

Event	Scrd As	Athlete	Yr	Scored Mark	Date	Pl. Pts.	Bonus	TOTAL
Scored bests come from CURRENT season								
▶ 5000m	25	Chelsea BLANCHARD	JR	16:11.84	3/25/11	0.95	0.30	1.25
▶ 10k	27	Sarah PEASE	SR	34:07.35	3/25/11	0.85	0.27	1.12
▶ Steeple	8	Sarah PEASE	SR	10:13.08	4/16/11	16	1.31	17.31
▶ Steeple	18	Breanne EHRMAN	JR	10:19.10	4/22/11	4	0.60	4.60
▶ 4x400	32	Christopher, Bailey, Gray, Clarke		3:40.49	4/22/11	0.6	0.06	0.66
▶ HJ	38	Emma KIMOTO	SO	1.75m 5-8"	4/16/11	0.3	0.00	0.30
▶ PV	8	Vera NEUENSWANDER	SR	4.25m 13-11"	4/9/11	16	1.22	17.22
▶ PV	17	Kelsie AHBE	SO	4.15m 13-7"	4/9/11	4.5	0.41	4.91
▶ SP	4	Faith SHERRILL	SR	17.49m 57-4"	4/9/11	24	2.66	26.66
▶ SP	24	Monique RIDDICK	JR	16.12m 52-10"	4/22/11	1	0.20	1.20
Team Total								75.23

31

Kansas
Big 12 Conference

▼ 6

Event	Scrd As	Athlete	Yr	Scored Mark	Date	Pl. Pts.	Bonus	TOTAL
Scored bests come from CURRENT season								
▶ 400m	25	Diamond DIXON	FR	53.62	4/20/11	0.95	0.29	1.24
▶ 4x100	24	Bradley, Dixon, Simpson, Morris		44.91	4/2/11	1	0.33	1.33
▶ 4x400	18	Bradley, Morris, Wilson, Washington		3:37.33	3/19/11	4	0.53	4.53
▶ PV	25	Jaci PERRYMAN	SR	4.10m 13-5"	4/20/11	0.95	0.12	1.07
▶ PV	29	Demi PAYNE	FR	4.06m 13-3"	4/6/11	0.75	0.00	0.75
▶ LJ	5	Francine SIMPSON	SO	6.42mw 21-¾"	4/6/11	22	1.88	23.88
▶ LJ	15	Andrea GEUBELLE	SO	6.30m 20-8"	4/20/11	6	0.56	6.56
▶ TJ	13	Andrea GEUBELLE	SO	12.93mw 42-5"	4/6/11	8	0.46	8.46
▶ DISC	11	Jessica MAROSZEK	FR	54.21m 177-10"	4/20/11	10	0.91	10.91
▶ JAV	9	Heather BERGMANN	SO	51.38m 168-7"	4/20/11	14	1.34	15.34
Team Total								74.05

32

Minnesota
Big Ten Conference

▲ 26

Event	Scrd As	Athlete	Yr	Scored Mark	Date	Pl. Pts.	Bonus	TOTAL
Scored bests come from CURRENT season								
▶ 400m	24	Alena BROOKS	SO	53.55	4/2/11	1	0.33	1.33
▶ 800m	47	Nikki SWENSON	SR	2:07.85	4/2/11	0.075	0.00	0.08
▶ 1500m	23	Elizabeth YETZER	SR	4:20.39	4/14/11	1.5	0.36	1.86
▶ 10k	24	Stephanie PRICE	SO	34:02.15	4/14/11	1	0.36	1.36
▶ H400	35	Sharyn DAHL	JR	59.20	4/7/11	0.45	0.00	0.45
▶ 4x100	27	Willis, Giles, Okoroji, Brooks		44.99	4/2/11	0.85	0.27	1.12
▶ 4x400	28	Dahl, Giles, Brooks, Stalpes		3:39.68	4/23/11	0.8	0.18	0.98
▶ PV	10	Samantha SONNENBERG	SR	4.20m 13-9"	4/9/11	12	0.70	12.70
▶ LJ	3	Todea-Kay WILLIS	SO	6.44mw 21-1½"	4/23/11	26	2.17	28.17
▶ DISC	5	Nicole TZANAKIS	SR	54.88m 180-0"	4/8/11	22	1.36	23.36
Team Total								71.40

"Scrd As", short for "Scored As", Standing used for place points portion of performance's score combining preseason data (when applied) to current season data

Numbers in BLACK are both the performance's actual NCAA rank AND "scored as" rank Numbers in RED indicate actual NCAA rank does not exist or is worse than "scored as" rank Numbers in BLUE indicate actual NCAA rank is better than "scored as" rank

USTFCCCA Non-Member

Non-Member Schools Will NOT be ranked, beginning Week 2



2011 Outdoor Track & Field, Week #4

Only those who score >0.01 pts are shown
D denotes multiple-event rule in affect

WOMEN

33 **Iowa State** ▲ 5
 Big 12 Conference

Event	Scrd As	Athlete	Yr	Scored Mark	Date	Pl. Pts.	Bonus	TOTAL
Scored bests come from CURRENT season								
▶ 5000m	7	Dani STACK	SO	15:55.69	4/14/11	18	1.26	19.26
▶ 5000m	37	Lucy KENNEDY	JR	16:16.49	4/14/11	0.35	0.14	0.49
▶ 10k	3	Betsy SAINA	SO	33:13.87	3/25/11	26	2.19	28.19
▶ 10k	11	Dani STACK	SO	33:35.52	3/25/11	D 10	1.04	3.04
▶ 10k	42	Semehar TEFAYE	JR	34:36.65	3/25/11	0.2	0.00	0.20
▶ H400	9	Kianna ELAHI	JR	57.07	4/7/11	14	1.41	15.41
▶ HT	21	Britta CHRISTOFFERSON	SR	59.65m	195-8 4/7/11	2.5	0.23	2.73
Team Total								69.32

34 **Villanova** ▲ 2
 BIG EAST Conference

Event	Scrd As	Athlete	Yr	Scored Mark	Date	Pl. Pts.	Bonus	TOTAL
Scored bests come from CURRENT season								
▶ 400m	29	Christie VERDIER	JR	53.70	4/16/11	0.75	0.24	0.99
▶ 1500m	1	Sheila REID	JR	4:11.85	4/14/11	30	3.14	33.14
▶ 5000m	4	Bogdana MIMIC	SO	15:48.49	4/14/11	24	2.03	26.03
▶ 5000m	18	Alison SMITH	JR	16:08.07	4/14/11	4	0.43	4.43
▶ 5000m	46	Amanda MARINO	SR	16:22.13	3/31/11	0.1	0.00	0.10
▶ H100	32	Shericka WARD	JR	13.41	4/16/11	0.6	0.00	0.60
▶ Steeple	30	Alison SMITH	JR	10:24.52	3/31/11	0.7	0.27	0.97
▶ PV	38	Ashlyn LLERANDI	SR	4.01m	13-1½ 4/21/11	0.3	0.00	0.30
Team Total								66.55

35 **Ohio State** ▲ 12
 Big Ten Conference

Event	Scrd As	Athlete	Yr	Scored Mark	Date	Pl. Pts.	Bonus	TOTAL
Scored bests come from CURRENT season								
▶ H100	4	Letecia WRIGHT	SR	12.94w	4/2/11	24	1.81	25.81
▶ H100	9	Christina MANNING	JR	12.97w	4/2/11	14	1.55	15.55
▶ H400	40	Nyah COUSAR	SO	59.31	4/2/11	0.25	0.00	0.25
▶ Steeple	34	Victoria BRINK	SO	10:27.45	4/14/11	0.5	0.10	0.60
▶ 4x100	15	Wright, Mcnary, Manning, Sykes		44.52	4/23/11	6	0.62	6.62
▶ HJ	11	Ashley GALBRAITH	JR	1.80m	5-10% 4/2/11	10	0.65	10.65
▶ TJ	37	Kelcey MCKINNEY	JR	12.63m	41-5¼ 4/2/11	0.35	0.00	0.35
▶ HT	33	Alexis THOMAS	SO	58.55m	192-1 4/23/11	0.55	0.00	0.55
▶ JAV	26	Maggie MULLEN	JR	47.77m	156-8 4/15/11	0.9	0.14	1.04
Team Total								61.41

36 **UCLA** ▲ 4
 Pacific-10 Conference

Event	Scrd As	Athlete	Yr	Scored Mark	Date	Pl. Pts.	Bonus	TOTAL
Scored bests come from CURRENT season								
▶ 400m	17	Turquoise THOMPSON	SO	53.13	3/17/11	D 4.5	0.67	2.67
▶ 400m	21	Joy EATON	SR	53.46	4/14/11	2.5	0.38	2.88
▶ 400m	38	Ashlea MCLAUGHLIN	SR	53.86	4/14/11	0.3	0.14	0.44
▶ H100	27	Lindsay ROWE	SR	13.34	4/2/11	0.85	0.12	0.97
▶ H400	5	Turquoise THOMPSON	SO	56.73	4/2/11	22	1.98	23.98
▶ 4x400	17	Eaton, McLaughlin, Rowe, Thompson		3:36.72	3/17/11	4.5	0.62	5.12
▶ PV	17	Allison KORESSEL	SO	4.15m	13-7¼ 4/22/11	4.5	0.41	4.91
▶ PV	17	Tori ANTHONY	SR	4.15m	13-7¼ 4/7/11	4.5	0.41	4.91
▶ HT	9	Ida STORM	FR	62.62m	205-5 4/14/11	14	1.08	15.08
Team Total								60.96

"Scrd As", short for "Scored As", Standing used for place points portion of performance's score combining preseason data (when applied) to current season data

Numbers in BLACK are both the performance's actual NCAA rank AND "scored as" rank Numbers in RED indicate actual NCAA rank does not exist or is worse than "scored as" rank Numbers in BLUE indicate actual NCAA rank is better than "scored as" rank

USTFCCCA Non-Member

Non-Member Schools Will NOT be ranked, beginning Week 2



2011 Outdoor Track & Field, Week #4

Only those who score >0.01 pts are shown
D denotes multiple-event rule in affect

WOMEN

37

Duke

Atlantic Coast Conference

▲ 23

Event	Scrd As	Athlete	Yr	Scored Mark	Date	Pl. Pts.	Bonus	TOTAL
Scored bests come from CURRENT season								
▶ 800m	21	Kate VAN BUSKIRK	SR	2:06.42	4/8/11	D 2.5	0.39	2.39
▶ 800m	22	Cydney ROSS	SO	2:06.52	4/8/11	2	0.36	2.36
▶ 800m	24	Devotia MOORE	SR	2:06.55	4/21/11	1	0.35	1.35
▶ 1500m	8	Kate VAN BUSKIRK	SR	4:16.68	4/21/11	16	1.23	17.23
▶ 5000m	48	Juliet BOTTORFF	SO	16:22.57	4/21/11	0.05	0.00	0.05
▶ 10k	6	Juliet BOTTORFF	SO	33:18.45	3/25/11	20	1.94	21.94
▶ 10k	33	Carly SEYMOUR	JR	34:19.95	4/21/11	0.55	0.05	0.60
▶ Steeple	20	Emily SCHWITZER	SR	10:21.73	4/21/11	3	0.43	3.43
▶ Steeple	25	Mary Carleton JOHNSTON	JR	10:23.13	4/21/11	0.95	0.35	1.30
▶ Steeple	48	Kristina KRASICH	SR	10:33.64	3/25/11	0.05	0.00	0.05
▶ SP	15	Michelle ANUMBA	FR	16.41m	53-10% 4/1/11	6	0.56	6.56
▶ JAV	25	Andrea HOPKINS	SO	47.80m	156-10 3/25/11	0.95	0.14	1.09
▶ JAV	31	Amy MATULEWICZ	JR	47.14m	154-8 4/1/11	0.65	0.00	0.65
Team Total								59.00

39

Wichita State

Missouri Valley Conference

▲ 5

Event	Scrd As	Athlete	Yr	Scored Mark	Date	Pl. Pts.	Bonus	TOTAL
Scored bests come from CURRENT season								
▶ 1500m	45	Tonya NERO	SR	4:22.74	4/7/11	0.125	0.04	0.17
▶ 5000m	8	Aliphine TULIAMUK	SO	15:56.45	4/14/11	16	1.18	17.18
▶ 5000m	42	Tonya NERO	SR	16:19.17	4/13/11	0.2	0.05	0.25
▶ 10k	2	Tonya NERO	SR	33:11.71	3/25/11	28	2.31	30.31
▶ 10k	9	Aliphine TULIAMUK	SO	33:27.05	3/25/11	D 14	1.47	3.47
▶ LJ	47	La'Taish BROWN	SR	6.09mw	19-11% 4/7/11	0.075	0.00	0.08
▶ HEPT	26	Tanya FRIESEN	SO	5,343	4/13/11	0.9	0.11	1.01
Team Total								52.46

38

Miami (Fla.)

Atlantic Coast Conference

▼ 17

Event	Scrd As	Athlete	Yr	Scored Mark	Date	Pl. Pts.	Bonus	TOTAL
Scored bests come from CURRENT season								
▶ H100	4	Ti'erra BROWN	SR	12.94	4/21/11	24	1.81	25.81
▶ H100	34	Takecia JAMESON	SR	13.42	4/21/11	0.5	0.00	0.50
▶ H400	6	Ti'erra BROWN	SR	56.91	4/1/11	20	1.68	21.68
▶ H400	16	Thandi STEWART	FR	57.71	4/21/11	5	0.69	5.69
▶ H400	22	Takecia JAMESON	SR	58.18	4/21/11	2	0.43	2.43
▶ 4x100	25	Fuller, Dukes, Jameson, McClure		44.95	4/16/11	0.95	0.30	1.25
▶ 4x400	31	Stewart, Jameson, McClure, Brown		3:40.36	4/1/11	0.65	0.08	0.73
▶ HJ	38	Megan NOVINGER	SR	1.75m	5-8% 3/18/11	0.3	0.00	0.30
▶ SP	38	Kyla BUCKLEY	FR	15.63m	51-3% 4/21/11	0.3	0.00	0.30
Team Total								58.69

41

South Carolina

Southeastern Conference

▲ 1

Event	Scrd As	Athlete	Yr	Scored Mark	Date	Pl. Pts.	Bonus	TOTAL
Scored bests come from CURRENT season								
▶ 100m	6	LaKya BROOKINS	SR	11.10	4/15/11	20	1.76	21.76
▶ 100m	12	Shayla MAHAN	SR	11.20	3/26/11	9	0.93	9.93
▶ 100m	34	Gabrielle GLENN	SR	11.45	3/26/11	0.5	0.01	0.51
▶ 200m	45	Kelsey MCCORKLE	JR	23.60	4/15/11	0.125	0.00	0.13
▶ H100	18	Kierre BECKLES	JR	13.21	4/15/11	4	0.48	4.48
▶ H400	32	Amber ALLEN	FR	59.03	4/1/11	0.6	0.00	0.60
▶ 4x100	12	Brookins, McCorkle, Mahan, Glenn		44.18	4/8/11	9	1.03	10.03
▶ 4x400	27	Bandy, McCorkle, EleyO'Reilly, Allen		3:39.45	4/15/11	0.85	0.21	1.06
▶ HJ	38	Jeannelle SCHEPER	FR	1.75m	5-8% 4/8/11	0.3	0.00	0.30
▶ TJ	27	Radiance BASDEN	JR	12.74m	41-9% 4/8/11	0.85	0.11	0.96
▶ DISC	46	Aimee KODAT	SR	50.12m	164-5 3/17/11	0.1	0.00	0.10
Team Total								49.86

"Scrd As", short for "Scored As", Standing used for place points portion of performance's score combining preseason data (when applied) to current season data
 Numbers in BLACK are both the performance's actual NCAA rank AND "scored as" rank Numbers in RED indicate actual NCAA rank does not exist or is worse than "scored as" rank Numbers in BLUE indicate actual NCAA rank is better than "scored as" rank



2011 Outdoor Track & Field, Week #4

Only those who score >0.01 pts are shown
D denotes multiple-event rule in affect

WOMEN

42

Syracuse

BIG EAST Conference

▲ 57

Event	Scrd As	Athlete	Yr	Scored Mark	Date	Pl. Pts.	Bonus	TOTAL
Scored bests come from CURRENT season								
▶ 1500m	37	Lauren PENNEY	SO	4:21.91	4/22/11	0.35	0.15	0.50
▶ 5000m	20	Lauren PENNEY	SO	16:09.44	3/25/11	3	0.38	3.38
▶ 5000m	23	Katie HURSEY	JR	16:10.50	3/25/11	1.5	0.35	1.85
▶ 10k	13	Catherine DESARLE	SR	33:38.94	3/25/11	8	0.91	8.91
▶ Steeple	9	Katie HURSEY	JR	10:13.39	4/22/11	14	1.27	15.27
▶ Steeple	11	Natalie BUSBY	JR	10:16.30	4/22/11	10	0.93	10.93
▶ Steeple	16	Heather STEPHENS	JR	10:18.90	4/22/11	5	0.62	5.62
▶ Steeple	29	Cassie WHITE	JR	10:24.05	4/22/11	0.75	0.30	1.05
▶ TJ	24	Ieva STAPONKUTE	JR	12.81m 42-½	4/23/11	1	0.24	1.24
▶ HEPT	28	Kelsey RUBEOR	JR	5,337	3/24/11	0.8	0.09	0.89
Team Total								49.65

43

California

Pacific-10 Conference

▼ 11

Event	Scrd As	Athlete	Yr	Scored Mark	Date	Pl. Pts.	Bonus	TOTAL
Scored bests come from CURRENT season								
▶ 400m	40	Alima KAMARA	SO	53.88	4/16/11	0.25	0.13	0.38
▶ 1500m	33	Sofia OBERG	SO	4:21.60	4/16/11	0.55	0.20	0.75
▶ H400	49	Angelica WEAVER	SO	59.66	4/1/11	0.025	0.00	0.03
▶ Steeple	44	Rowena TAM	SR	10:32.79	4/16/11	0.15	0.00	0.15
▶ 4x100	19	Price, Stewart, Dixon, Garrett		44.75	4/16/11	3.5	0.45	3.95
▶ HJ	10	Kristen MEISTER	SR	1.81m 5-11¼	4/16/11	12	0.82	12.82
▶ HJ	23	Kristin RIMBACH	SO	1.78m 5-10	4/23/11	1.5	0.31	1.81
▶ HJ	32	Gianna FERNANDEZ	SO	1.76m 5-9¼	4/16/11	0.6	0.00	0.60
▶ PV	25	Allison STOKKE	SR	4.10m 13-5¼	4/6/11	0.95	0.12	1.07
▶ LJ	21	Tracey STEWART	SR	6.26m 20-6½	4/16/11	2.5	0.36	2.86
▶ TJ	5	Tracey STEWART	SR	13.35m 43-9¼	4/16/11	22	1.81	23.81
▶ HT	41	Linda OSESO	JR	57.44m 188-5	4/16/11	0.225	0.00	0.22
▶ JAV	48	Dana HOOLKO	JR	45.57m 149-6	4/23/11	0.05	0.00	0.05
Team Total								48.49

44

Mississippi

Southeastern Conference

▼ 1

Event	Scrd As	Athlete	Yr	Scored Mark	Date	Pl. Pts.	Bonus	TOTAL
Scored bests come from CURRENT season								
▶ 400m	18	Kristin BRIDGES	JR	53.22	4/23/11	4	0.56	4.56
▶ H400	18	Sofie PERSSON	SR	57.77	4/23/11	4	0.66	4.66
▶ 4x100	31	Bridges, Gaines, Williams, Baldwin		45.07	4/23/11	0.65	0.21	0.86
▶ 4x400	16	Hollingsworth, Bridges, Hellberg-Jonsen, Persson		3:36.62	3/26/11	5	0.63	5.63
▶ PV	10	Neal TISHER	FR	4.20m 13-9¼	4/9/11	12	0.70	12.70
▶ LJ	38	Brittany BOZEMAN	SO	6.16m 20-2½	4/1/11	0.3	0.00	0.30
▶ TJ	33	Aria GAINES	JR	12.66m 41-6¼	3/26/11	0.55	0.00	0.55
▶ SP	26	Betty WILLIAMS	SR	15.99m 52-5¼	4/1/11	0.9	0.04	0.94
▶ DISC	14	Betty WILLIAMS	SR	53.92m 176-11	3/26/11	7	0.71	7.71
▶ HT	12	Juliana SMITH	SR	61.86m 202-11	4/1/11	9	0.76	9.76
▶ HEPT	31	Brittany BOZEMAN	SO	5,290	4/23/11	0.65	0.00	0.65
Team Total								48.31

45

Penn State

Big Ten Conference

▼ 17

Event	Scrd As	Athlete	Yr	Scored Mark	Date	Pl. Pts.	Bonus	TOTAL
Scored bests come from CURRENT season								
▶ 400m	48	Ijeoma IHEOMA	JR	54.00	4/23/11	0.05	0.05	0.10
▶ 1500m	49	Caitlin LANE	JR	4:23.07	4/14/11	0.025	0.00	0.03
▶ 5000m	40	Caitlin LANE	JR	16:18.14	3/25/11	0.25	0.09	0.34
▶ 10k	10	Kara MILLHOUSE	JR	33:31.93	3/25/11	12	1.20	13.20
▶ H100	42	Evonne BRITTON	SO	13.54w	4/23/11	0.2	0.00	0.20
▶ H400	15	Evonne BRITTON	SO	57.69	4/23/11	6	0.70	6.70
▶ H400	23	Megan DUNCAN	SR	58.21	4/23/11	1.5	0.41	1.91
▶ Steeple	22	Natalie BOWER	SO	10:21.87	3/25/11	2	0.42	2.42
▶ 4x400	21	Anyanwu, Iheoma, Greaves, Duncan		3:37.57	4/1/11	2.5	0.49	2.99
▶ JAV	7	Karlee MCQUILLEN	SR	51.63m 169-4	4/23/11	18	1.49	19.49
▶ JAV	40	Laura LOHT	FR	46.15m 151-5	4/1/11	0.25	0.00	0.25
Team Total								47.63

"Scrd As", short for "Scored As", Standing used for place points portion of performance's score combining preseason data (when applied) to current season data
 Numbers in BLACK are both the performance's actual NCAA rank AND "scored as" rank Numbers in RED indicate actual NCAA rank does not exist or is worse than "scored as" rank Numbers in BLUE indicate actual NCAA rank is better than "scored as" rank



2011 Outdoor Track & Field, Week #4

Only those who score >0.01 pts are shown
D denotes multiple-event rule in affect

WOMEN

46

Washington

Pacific-10 Conference

▼ 16

Event	Scrd As	Athlete	Yr	Scored Mark	Date	Pl. Pts.	Bonus	TOTAL
Scored bests come from CURRENT season								
▶ 1500m	14	Katie FLOOD	FR	4:18.80	4/9/11	7	0.64	7.64
▶ 1500m	44	Justine JOHNSON	SO	4:22.57	4/14/11	0.15	0.07	0.22
▶ 5000m	17	Megan GOETHALS	FR	16:06.64	3/25/11	4.5	0.48	4.98
▶ 10k	16	Lindsay FLANAGAN	SO	33:42.50	3/25/11	5	0.79	5.79
▶ TJ	45	Shaniae LAKES	SO	12.58m 41-3¼	4/22/11	0.125	0.00	0.13
▶ JAV	3	Amanda PETERSON	SO	53.09m 174-2	4/9/11	26	2.50	28.50
Team Total								47.25

49

Virginia

Atlantic Coast Conference

▲ 1

Event	Scrd As	Athlete	Yr	Scored Mark	Date	Pl. Pts.	Bonus	TOTAL
Scored bests come from CURRENT season								
▶ 1500m	15	Morgane GAY	JR	4:18.94	4/21/11	6	0.60	6.60
▶ 1500m	28	Stephanie GARCIA	SR	4:20.99	4/21/11	0.8	0.28	1.08
▶ H400	25	Ayla SMITH	SR	58.59	4/21/11	0.95	0.21	1.16
▶ H400	43	Kristina CHAPMAN	SR	59.61	4/21/11	0.175	0.00	0.17
▶ Steeple	1	Stephanie GARCIA	SR	9:55.10	4/21/11	30	4.59	34.59
▶ HJ	38	Pearl BICKERSTETH	SO	1.75m 5-8¾	4/8/11	0.3	0.00	0.30
▶ DISC	50	Erin WYKOFF	JR	49.79m 163-4	4/8/11	0.01	0.00	0.01
Team Total								43.92

47

West Virginia

BIG EAST Conference

▼ 12

Event	Scrd As	Athlete	Yr	Scored Mark	Date	Pl. Pts.	Bonus	TOTAL
Scored bests come from CURRENT season								
▶ 400m	31	April ROTILIO	SR	53.73	4/16/11	0.65	0.22	0.87
▶ 1500m	46	Keri BLAND	SR	4:22.76	3/25/11	0.1	0.04	0.14
▶ H100	9	Chelsea CARRIER	JR	12.97w	4/23/11	14	1.55	15.55
▶ HJ	38	Sydney CUMMINGS	SO	1.75m 5-8¾	4/16/11	0.3	0.00	0.30
▶ HJ	38	Katelyn WILLIAMS	SR	1.75m 5-8¾	4/16/11	0.3	0.00	0.30
▶ LJ	31	Chelsea CARRIER	JR	6.22m 20-5	4/6/11	0.65	0.16	0.81
▶ HEPT	3	Chelsea CARRIER	JR	5,927	4/6/11	26	3.16	29.16
Team Total								47.14

50

Florida

Southeastern Conference

▲ 14

Event	Scrd As	Athlete	Yr	Scored Mark	Date	Pl. Pts.	Bonus	TOTAL
Scored bests come from CURRENT season								
▶ 100m	30	Darshay DAVIS	FR	11.42w	4/16/11	0.7	0.11	0.81
▶ 800m	41	Cory MCGEE	FR	2:07.45	4/1/11	0.225	0.10	0.33
▶ 1500m	6	Cory MCGEE	FR	4:16.39	4/16/11	20	1.31	21.31
▶ H400	39	Ugonna NDU	SO	59.30	4/1/11	0.275	0.00	0.28
▶ 4x400	20	Whittaker, Williams, Ndu, Usery		3:37.56	4/1/11	3	0.49	3.49
▶ SP	28	Keely MEDEIROS	JR	15.92m 52-2¼	4/16/11	0.8	0.00	0.80
▶ SP	42	Fidela JAMES	JR	15.56m 51-¾	4/1/11	0.2	0.00	0.20
▶ DISC	9	Keely MEDEIROS	JR	54.22m 177-10	4/16/11	14	0.91	14.91
▶ DISC	34	Ashley MILLER	SO	51.33m 168-5	3/25/11	0.5	0.00	0.50
▶ JAV	37	Fawn MILLER	FR	46.60m 152-10	4/16/11	0.35	0.00	0.35
▶ HEPT	40	Brittany HARRELL	FR	5,141	4/6/11	0.25	0.00	0.25
Team Total								43.22

48

Virginia Tech

Atlantic Coast Conference

▼ 11

Event	Scrd As	Athlete	Yr	Scored Mark	Date	Pl. Pts.	Bonus	TOTAL
Scored bests come from CURRENT season								
▶ Steeple	21	Samantha DOW	SO	10:21.83	4/7/11	2.5	0.42	2.92
▶ 4x100	17	Scott, Alabi, Tyson, Nwaneri		44.68	4/21/11	4.5	0.50	5.00
▶ 4x400	21	Boone, Amegashie, Alabi, Woodford		3:37.57	4/1/11	2.5	0.49	2.99
▶ SP	21	Samira BURKHARDT	FR	16.17m 53-¾	4/1/11	2.5	0.26	2.76
▶ HT	2	Dorotea HABAZIN	SR	68.36m 224-3	4/21/11	28	3.97	31.97
Team Total								45.65


"Scrd As", short for "Scored As", Standing used for place points portion of performance's score combining preseason data (when applied) to current season data
 Numbers in BLACK are both the performance's actual NCAA rank AND "scored as" rank Numbers in RED indicate actual NCAA rank does not exist or is worse than "scored as" rank Numbers in BLUE indicate actual NCAA rank is better than "scored as" rank
USTFCCCA Non-Member Non-Member Schools Will NOT be ranked, beginning Week 2




2011 Outdoor Track & Field, Week #4

Only those who score >0.01 pts are shown
D denotes multiple-event rule in affect


WOMEN

51  **Sacramento State** ▲ 2
Big Sky Conference


Event	Scrd As	Athlete	Yr	Scored Mark	Date	Pl. Pts.	Bonus	TOTAL
Scored bests come from CURRENT season								
▶ 800m	2	Lea WALLACE	SR	2:02.95	4/7/11	28	2.93	30.93
▶ HJ	18	Naima GOODWIN	SR	1.79m 5-10½	4/2/11	4	0.48	4.48
▶ TJ	16	Moirra ROBINSON	JR	12.90m 42-4	4/14/11	5	0.41	5.41
▶ TJ	27	Natalia WRIGHT	JR	12.74m 41-9¾	3/26/11	0.85	0.11	0.96
▶ JAV	39	Emily KERSTING	SO	46.18m 151-6	4/2/11	0.275	0.00	0.28
Team Total								42.05

54  **UTEP** ▲ 8
Conference USA


Event	Scrd As	Athlete	Yr	Scored Mark	Date	Pl. Pts.	Bonus	TOTAL
Scored bests come from CURRENT season								
▶ 100m	18	Endurance ABINUWA	JR	11.29w	4/6/11	4	0.51	4.51
▶ 200m	16	Endurance ABINUWA	JR	23.14w	4/2/11	D 5	0.64	2.64
▶ 400m	5	Endurance ABINUWA	JR	52.39	4/22/11	22	1.85	23.85
▶ HT	15	Terran ALEXANDER	SR	60.88m 199-9	4/6/11	6	0.52	6.52
▶ JAV	22	Laura MACAULEY	JR	48.47m 159-0	3/26/11	2	0.35	2.35
Team Total								39.88

52  **DePaul** ▼ 4
BIG EAST Conference


Event	Scrd As	Athlete	Yr	Scored Mark	Date	Pl. Pts.	Bonus	TOTAL
Scored bests come from CURRENT season								
▶ 800m	43	Mary Cate QUIETT	SR	2:07.70	4/7/11	0.175	0.03	0.21
▶ HT	49	Melissa FRASER	JR	56.82m 186-5	4/7/11	0.025	0.00	0.03
▶ JAV	1	Alanna KOVACS	JR	54.88m 180-0	4/16/11	30	4.06	34.06
▶ JAV	14	Melissa FRASER	JR	49.57m 162-7	3/25/11	7	0.69	7.69
Team Total								41.99

55  **Michigan** ▼ 4
Big Ten Conference

Event	Scrd As	Athlete	Yr	Scored Mark	Date	Pl. Pts.	Bonus	TOTAL
Scored bests come from CURRENT season								
▶ 800m	29	Jillian SMITH	FR	2:06.87	4/7/11	0.75	0.26	1.01
▶ 800m	33	Rebecca ADDISON	SO	2:07.13	4/7/11	0.55	0.19	0.74
▶ 1500m	5	Jillian SMITH	FR	4:14.65	4/16/11	22	1.94	23.94
▶ H100	28	Julian PURVIS	JR	13.36	3/25/11	0.8	0.06	0.86
▶ HJ	38	Lauren YOUNG	SR	1.75m 5-8¾	4/7/11	0.3	0.00	0.30
▶ PV	44	Kiley TOBEL	FR	4.00m 13-1½	4/22/11	0.15	0.00	0.15
▶ SP	50	Allison LISKE	JR	15.32m 50-3¾	3/19/11	0.01	0.00	0.01
▶ DISC	11	Erin PENDLETON	SO	54.21m 177-10	4/23/11	10	0.91	10.91
▶ DISC	50	Allison LISKE	JR	49.79m 163-4	4/16/11	0.01	0.00	0.01
Team Total								37.94

53  **New Mexico** ▼ 14
Mountain West Conference

Event	Scrd As	Athlete	Yr	Scored Mark	Date	Pl. Pts.	Bonus	TOTAL
Scored bests come from CURRENT season								
▶ 5000m	5	Natalie GRAY	JR	15:52.73	4/14/11	22	1.57	23.57
▶ 10k	15	Ruth SENIOR	SR	33:42.10	4/14/11	6	0.80	6.80
▶ 10k	20	Sarah WALDRON	JR	33:51.08	3/25/11	3	0.56	3.56
▶ 10k	43	Kirsty MILNER	SO	34:37.38	3/25/11	0.175	0.00	0.17
▶ Steeple	47	Nicola HOOD	FR	10:33.57	3/25/11	0.075	0.00	0.08
▶ PV	29	Margo TUCKER	FR	4.06m 13-3¾	4/6/11	0.75	0.00	0.75
▶ LJ	34	Alesha WALKER	SR	6.20mw 20-4¾	4/1/11	0.5	0.06	0.56
▶ TJ	15	Deanna YOUNG	SR	12.91m 42-4¾	4/6/11	6	0.43	6.43
Team Total								41.92

56  **Loyola Marymount** unch
West Coast Conference

Event	Scrd As	Athlete	Yr	Scored Mark	Date	Pl. Pts.	Bonus	TOTAL
Scored bests come from CURRENT season								
▶ 5000m	6	Tara ERDMANN	SR	15:54.31	4/14/11	D 20	1.41	3.41
▶ 10k	1	Tara ERDMANN	SR	33:10.15	3/25/11	30	2.39	32.39
▶ 10k	25	Sheree SHEA	SO	34:02.85	4/14/11	0.95	0.35	1.30
Team Total								37.10


"Scrd As", short for "Scored As", Standing used for place points portion of performance's score combining preseason data (when applied) to current season data
 Numbers in BLACK are both the performance's actual NCAA rank AND "scored as" rank Numbers in RED indicate actual NCAA rank does not exist or is worse than "scored as" rank Numbers in BLUE indicate actual NCAA rank is better than "scored as" rank
USTFCCCA Non-Member Non-Member Schools Will NOT be ranked, beginning Week 2




2011 Outdoor Track & Field, Week #4

Only those who score >0.01 pts are shown
D denotes multiple-event rule in affect


WOMEN

57  **Cal Poly** ▲37
 Big West Conference


Event	Scrd As	Athlete	Yr	Scored Mark	Date	Pl. Pts.	Bonus	TOTAL	
Scored bests come from CURRENT season									
▶ Steeple	13	LeAnne FOGG	SR	10:17.24	4/14/11	8	0.81	8.81	
▶ HJ	5	Whitney SISLER	JR	1.83m	6-0	4/22/11	22	1.47	23.47
▶ TJ	21	Jasmine PICKETT	SR	12.83m	42-1½	4/2/11	2.5	0.28	2.78
Team Total								35.06	

58  **Louisville** ▲13
 BIG EAST Conference


Event	Scrd As	Athlete	Yr	Scored Mark	Date	Pl. Pts.	Bonus	TOTAL	
Scored bests come from CURRENT season									
▶ Steeple	43	Monica HERNANDEZ	SR	10:32.32	4/14/11	0.175	0.00	0.17	
▶ HJ	23	Rachel GEHRET	SR	1.78m	5-10	4/13/11	1.5	0.31	1.81
▶ LJ	19	Charachescia LOCKHART	JR	6.29mw	20-7¼	3/24/11	3.5	0.51	4.01
▶ LJ	37	Rachel GEHRET	SR	6.18m	20-3½	4/22/11	0.35	0.00	0.35
▶ SP	15	Khadija ABDULLAH	JR	16.41m	53-10¼	4/13/11	6	0.56	6.56
▶ SP	18	D'Ana MCCARTY	SR	16.25m	53-3¾	4/1/11	4	0.36	4.36
▶ SP	27	Chinwe OKORO	SR	15.93m	52-3¼	4/22/11	0.85	0.00	0.85
▶ SP	36	Amashi-Ali KENDALL	SO	15.67m	51-5	4/1/11	0.4	0.00	0.40
▶ DISC	17	D'Ana MCCARTY	SR	53.44m	175-4	4/13/11	4.5	0.50	5.00
▶ DISC	42	Chinwe OKORO	SR	50.31m	165-0	4/22/11	0.2	0.00	0.20
▶ HT	11	D'Ana MCCARTY	SR	62.16m	203-11	4/13/11	10	0.87	10.87
Team Total								34.59	

59  **Michigan State** ▲9
 Big Ten Conference


Event	Scrd As	Athlete	Yr	Scored Mark	Date	Pl. Pts.	Bonus	TOTAL	
Scored bests come from CURRENT season									
▶ 1500m	29	Emily MACLEOD	SR	4:21.30	4/7/11	0.75	0.24	0.99	
▶ 5000m	16	Emily MACLEOD	SR	16:06.62	4/16/11	5	0.48	5.48	
▶ HJ	18	Rebecca BUCHHOLTZ	JR	1.79m	5-10½	4/1/11	4	0.48	4.48
▶ LJ	27	Ashley STACEY	FR	6.24m	20-5¼	4/16/11	0.85	0.26	1.11
▶ DISC	7	Beth ROHL	SO	54.34m	178-3	4/16/11	18	0.99	18.99
▶ DISC	41	Ashley LAWRENCE	SR	50.37m	165-3	4/7/11	0.225	0.00	0.22
▶ HT	20	Beth ROHL	SO	59.94m	196-8	4/7/11	3	0.30	3.30
Team Total								34.58	

60  **Houston** ▲5
 Conference USA

Event	Scrd As	Athlete	Yr	Scored Mark	Date	Pl. Pts.	Bonus	TOTAL
Scored bests come from CURRENT season								
▶ 100m	19	Grecia BOLTON	JR	11.30w	4/6/11	3.5	0.48	3.98
▶ 100m	45	Whitney HARRIS	JR	11.52	4/14/11	0.125	0.00	0.13
▶ 200m	39	Whitney HARRIS	JR	23.53	4/14/11	0.275	0.00	0.28
▶ 200m	48	Grecia BOLTON	JR	23.61	4/14/11	0.05	0.00	0.05
▶ H100	22	Demeeka JONES	JR	13.25w	3/19/11	2	0.37	2.37
▶ 4x100	6	Reese, Harris, Floyd, Bolton		43.81	4/14/11	20	1.71	21.71
▶ 4x400	19	Wallace, Harris, Johnson, Floyd		3:37.37	4/23/11	3.5	0.52	4.02
Team Total								32.52

61  **Louisiana Tech** ▲8
 Western Athletic Conference

Event	Scrd As	Athlete	Yr	Scored Mark	Date	Pl. Pts.	Bonus	TOTAL	
Scored bests come from CURRENT season									
▶ 100m	11	Chelsea HAYES	SR	11.18w	4/23/11	10	1.06	11.06	
▶ H100	39	Kim FRANCIS	FR	13.51	3/25/11	0.275	0.00	0.28	
▶ 4x100	23	Hayes, Lewis-Baker, Hanneman, Francis		44.87	4/6/11	1.5	0.36	1.86	
▶ LJ	8	Chelsea HAYES	SR	6.38m	20-11¼	4/2/11	16	1.29	17.29
▶ LJ	33	Tiana DAVIS	SR	6.21mw	20-4¼	4/23/11	0.55	0.11	0.66
Team Total								31.14	

62  **Georgia Tech** ▲1
 Atlantic Coast Conference

Event	Scrd As	Athlete	Yr	Scored Mark	Date	Pl. Pts.	Bonus	TOTAL	
Scored bests come from CURRENT season									
▶ H400	24	Leslie NJOKU	SR	58.39	3/18/11	1	0.32	1.32	
▶ PV	5	Joanna WRIGHT	SR	4.31m	14-1¼	4/8/11	22	1.90	23.90
▶ TJ	19	Julienne MCKEE	FR	12.89m	42-3¾	4/21/11	3.5	0.39	3.89
▶ HEPT	41	Kayla MCKEIRNAN	SR	5,133	4/21/11	0.225	0.00	0.22	
Team Total								29.33	

"Scrd As", short for "Scored As", Standing used for place points portion of performance's score combining preseason data (when applied) to current season data

Numbers in BLACK are both the performance's actual NCAA rank AND "scored as" rank Numbers in RED indicate actual NCAA rank does not exist or is worse than "scored as" rank Numbers in BLUE indicate actual NCAA rank is better than "scored as" rank

USTFCCCA Non-Member

Non-Member Schools Will NOT be ranked, beginning Week 2



2011 Outdoor Track & Field, Week #4

Only those who score >0.01 pts are shown
D denotes multiple-event rule in affect

WOMEN

63 **Tulsa** ▲ 3
Conference USA

Event	Scrd As	Athlete	Yr	Scored Mark	Date	Pl. Pts.	Bonus	TOTAL
Scored bests come from CURRENT season								
▶ 1500m	48	Paula WHITING	SR	4:23.05	4/2/11	0.05	0.00	0.05
▶ 5000m	3	Paula WHITING	SR	15:46.91	4/14/11	26	2.20	28.20
▶ HEPT	39	Brianna STEEL	SR	5,158	4/22/11	0.275	0.00	0.28
Team Total								28.52

64 **Boston University** ▲ 8
America East Conference

Event	Scrd As	Athlete	Yr	Scored Mark	Date	Pl. Pts.	Bonus	TOTAL	
Scored bests come from CURRENT season									
▶ 5000m	12	Katie MATTHEWS	JR	16:01.16	4/22/11	D 9	0.85	2.85	
▶ 10k	5	Katie MATTHEWS	JR	33:16.97	3/25/11	22	2.02	24.02	
▶ H100	47	Nikko BRADY	SO	13.59w	4/6/11	0.075	0.00	0.08	
▶ HJ	38	Allison BARWISE	SO	1.75m	5-8%	4/16/11	0.3	0.00	0.30
Scored bests come from PRE-SEASON DATA									
▶ HEPT	45	Allison BARWISE	SO	5,104	5/1/10	0.125	0.00	0.13	
Team Total								27.36	

65 **Kentucky** ▲ 9
Southeastern Conference

Event	Scrd As	Athlete	Yr	Scored Mark	Date	Pl. Pts.	Bonus	TOTAL	
Scored bests come from CURRENT season									
▶ 400m	11	Jenna MARTIN	SR	52.94	4/9/11	10	0.90	10.90	
▶ DISC	16	Mary ANGELL	SR	53.57m	175-9	4/13/11	5	0.55	5.55
Scored bests come from PRE-SEASON DATA									
▶ HEPT	11	Precious NWOKEY	JR	5,543	5/13/10	10	0.74	10.74	
Team Total								27.20	

66 **UC Santa Barbara** ▲ 22
Big West Conference

Event	Scrd As	Athlete	Yr	Scored Mark	Date	Pl. Pts.	Bonus	TOTAL	
Scored bests come from CURRENT season									
▶ 5000m	10	Amanda MORENO	SR	15:58.02	4/14/11	12	1.07	13.07	
▶ SP	43	Jean LIGHTFOOT	SR	15.54m	51-0	4/15/11	0.175	0.00	0.17
Scored bests come from PRE-SEASON DATA									
▶ HEPT	10	Barbara NWABA	SR	5,552	5/7/10	12	0.77	12.77	
Team Total								26.01	

67 **Boston College** ▼ 12
Atlantic Coast Conference

Event	Scrd As	Athlete	Yr	Scored Mark	Date	Pl. Pts.	Bonus	TOTAL
Scored bests come from CURRENT season								
▶ 800m	6	Caroline KING	JR	2:04.88	4/21/11	20	1.28	21.28
▶ 800m	25	Caitlin BAILEY	SR	2:06.63	4/21/11	0.95	0.33	1.28
▶ 1500m	11	Caroline KING	JR	4:17.48	3/25/11	D 10	1.01	3.01
▶ 1500m	41	Jillian KING	SO	4:22.46	4/9/11	0.225	0.08	0.31
Team Total								25.87

68 **USF** ▲ 13
BIG EAST Conference

Event	Scrd As	Athlete	Yr	Scored Mark	Date	Pl. Pts.	Bonus	TOTAL	
Scored bests come from CURRENT season									
▶ Steeple	37	Nicole ROZARIO	JR	10:29.74	4/1/11	0.35	0.00	0.35	
▶ PV	6	Denise VON EYNATTEN	SR	4.30m	14-1½	4/6/11	20	1.79	21.79
▶ PV	23	Stephanie DUFFY	SR	4.12m	13-6%	3/18/11	1.5	0.24	1.74
▶ JAV	29	Casey WAGNER	JR	47.57m	156-1	3/18/11	0.75	0.07	0.82
Team Total								24.70	

69 **UC Riverside** ▲ 24
Big West Conference

Event	Scrd As	Athlete	Yr	Scored Mark	Date	Pl. Pts.	Bonus	TOTAL	
Scored bests come from CURRENT season									
▶ TJ	7	Allison WILDER	SR	13.17m	43-2½	4/14/11	18	1.15	19.15
▶ HT	29	Brittani DANIELS	SR	58.99m	193-6	4/22/11	0.75	0.07	0.82
▶ JAV	18	Ashley GATEWOOD	JR	49.16m	161-3	4/16/11	4	0.56	4.56
Team Total								24.54	

"Scrd As", short for "Scored As", Standing used for place points portion of performance's score combining preseason data (when applied) to current season data

Numbers in BLACK are both the performance's actual NCAA rank AND "scored as" rank Numbers in RED indicate actual NCAA rank does not exist or is worse than "scored as" rank Numbers in BLUE indicate actual NCAA rank is better than "scored as" rank

USTFCCCA Non-Member

Non-Member Schools Will NOT be ranked, beginning Week 2



2011 Outdoor Track & Field, Week #4

Only those who score >0.01 pts are shown
D denotes multiple-event rule in affect

WOMEN

70

Nevada

Western Athletic Conference

▲ 19

Event	Scrd As	Athlete	Yr	Scored Mark	Date	Pl. Pts.	Bonus	TOTAL
Scored bests come from CURRENT season								
▶ HJ	18	La Tijera AVERY	JR	1.79m 5-10½	4/7/11	4	0.48	4.48
▶ HJ	38	Cortney BEASLEY	SR	1.75m 5-8¾	4/14/11	0.3	0.00	0.30
▶ HJ	38	Nicole WILLIAMS	JR	1.75m 5-8¾	4/7/11	0.3	0.00	0.30
▶ HT	28	Constance MCALMAN	SR	59.06m 193-9	4/14/11	0.8	0.09	0.89
▶ JAV	8	Sabine KOPPLIN	FR	51.59m 169-3	4/2/11	16	1.46	17.46
▶ JAV	45	Marissa HAMMOND	SR	45.63m 149-8	4/7/11	0.125	0.00	0.13
Team Total								23.55

73

Western Kentucky

Sun Belt Conference

▲ 2

Event	Scrd As	Athlete	Yr	Scored Mark	Date	Pl. Pts.	Bonus	TOTAL
Scored bests come from CURRENT season								
▶ DISC	35	Laura IGAUNE	SR	51.17m 167-10	4/13/11	0.45	0.00	0.45
▶ HT	7	Laura IGAUNE	SR	63.56m 208-6	4/22/11	18	1.52	19.52
▶ HT	46	Monteka FLOWERS	JR	57.12m 187-5	4/9/11	0.1	0.00	0.10
Team Total								20.07

71

Maryland

Atlantic Coast Conference

▼ 12

Event	Scrd As	Athlete	Yr	Scored Mark	Date	Pl. Pts.	Bonus	TOTAL
Scored bests come from CURRENT season								
▶ HJ	23	Amina SMITH	FR	1.78m 5-10	3/25/11	1.5	0.31	1.81
Scored bests come from PRE-SEASON DATA								
▶ HEPT	7	Kiani PROFIT	SR	5,686	4/15/10	18	1.51	19.51
Team Total								21.32

74

Wisconsin

Big Ten Conference

▲ 6

Event	Scrd As	Athlete	Yr	Scored Mark	Date	Pl. Pts.	Bonus	TOTAL
Scored bests come from CURRENT season								
▶ 10k	35	Caitlin COMFORT	JR	34:25.82	3/25/11	0.45	0.00	0.45
▶ H400	30	Egle STAIUNAITE	SR	58.94	4/16/11	0.7	0.02	0.72
▶ SP	36	Taylor SMITH	SO	15.67m 51-5	4/22/11	0.4	0.00	0.40
▶ DISC	30	Taylor SMITH	SO	52.18m 171-2	4/22/11	0.7	0.07	0.77
▶ JAV	32	Megan RENNHACK	JR	47.13m 154-7	4/8/11	0.6	0.00	0.60
▶ HEPT	25	Jessica FLAX	JR	5,353	4/13/11	0.95	0.14	1.09
▶ HEPT	36	Deanna LATHAM	FR	5,220	4/13/11	0.4	0.00	0.40
Scored bests come from PRE-SEASON DATA								
▶ HEPT	9	Dorcas AKINNIYI	SO	5,584	5/14/10	14	0.88	14.88
Team Total								19.31

72

Mississippi State

Southeastern Conference

▲ 23

Event	Scrd As	Athlete	Yr	Scored Mark	Date	Pl. Pts.	Bonus	TOTAL
Scored bests come from CURRENT season								
▶ 200m	17	Richesa MCCALED	SR	23.18w	4/23/11	4.5	0.52	5.02
▶ 400m	32	Taneisha BAKER	SR	53.74	4/23/11	0.6	0.21	0.81
▶ 10k	26	Haley GREENWELL	SO	34:04.18	4/14/11	0.9	0.33	1.23
▶ H100	45	Keisha WALLACE	SO	13.58w	4/15/11	0.125	0.00	0.13
▶ H100	48	Talisha LEE	SR	13.60w	4/15/11	0.05	0.00	0.05
▶ 4x100	29	Baker, Muir, McCaleb, Wallace		45.03	3/18/11	0.75	0.24	0.99
▶ HJ	11	Jessica MERRIWEATHER	SR	1.80m 5-10¾	3/18/11	10	0.65	10.65
▶ LJ	27	Rochelle FARQUHARSON	FR	6.24mw 20-5¾	4/23/11	0.85	0.26	1.11
▶ TJ	30	Rochelle FARQUHARSON	FR	12.72mw 41-8¾	4/6/11	0.7	0.07	0.77
Team Total								20.75

75

Middle Tennessee

Sun Belt Conference

▲ 12

Event	Scrd As	Athlete	Yr	Scored Mark	Date	Pl. Pts.	Bonus	TOTAL
Scored bests come from CURRENT season								
▶ 800m	46	Amber JACKSON	SO	2:07.80	4/22/11	0.1	0.01	0.11
▶ HJ	32	Ann DUDLEY	SO	1.76m 5-9¾	4/22/11	0.6	0.00	0.60
▶ LJ	8	Kortney THURMAN	SR	6.38mw 20-11¾	4/9/11	16	1.29	17.29
▶ LJ	31	Kiara HENRY	JR	6.22m 20-5	4/9/11	0.65	0.16	0.81
▶ TJ	49	France MAKABU	FR	12.50mw 41-¾	4/22/11	0.025	0.00	0.03
Team Total								18.83

"Scrd As", short for "Scored As", Standing used for place points portion of performance's score combining preseason data (when applied) to current season data
 Numbers in BLACK are both the performance's actual NCAA rank AND "scored as" rank Numbers in RED indicate actual NCAA rank does not exist or is worse than "scored as" rank Numbers in BLUE indicate actual NCAA rank is better than "scored as" rank



2011 Outdoor Track & Field, Week #4

Only those who score >0.01 pts are shown
D denotes multiple-event rule in affect

WOMEN

76

Illinois

Big Ten Conference

▲ 6

Event	Scrd As	Athlete	Yr	Scored Mark	Date	Pl. Pts.	Bonus	TOTAL
Scored bests come from CURRENT season								
▶ 400m	56	Ashley KELLY	JR	54.07	4/22/11		0.01	0.01
▶ 1500m	36	Stephanie MORGAN	SO	4:21.79	3/25/11	0.4	0.17	0.57
▶ 10k	46	Elizabeth BOYLE	SR	34:41.20	3/25/11	0.1	0.00	0.10
▶ H100	26	Tamika ROBINSON	SR	13.32w	4/2/11	0.9	0.17	1.07
▶ Steeple	14	Chantelle GROENEWOUD	SR	10:18.59	3/25/11	7	0.66	7.66
▶ 4x100	28	Robinson, Kelly, Morgan, Smith		45.01	3/26/11	0.8	0.26	1.06
▶ 4x400	14	Boyd, Bates, Kelly, Griffith		3:36.33	4/2/11	7	0.71	7.71
▶ HJ	38	Kendall MCCAUGHERTY	JR	1.75m	5-8" 4/13/11	0.3	0.00	0.30
▶ PV	38	Stephanie RICHARTZ	FR	4.01m	13-1" 4/22/11	0.3	0.00	0.30
▶ HEPT	49	Kelly WASHINGTON	SR	5,076	4/22/11	0.025	0.00	0.03
Team Total								18.80

77

Purdue

Big Ten Conference

▲ 15

Event	Scrd As	Athlete	Yr	Scored Mark	Date	Pl. Pts.	Bonus	TOTAL
Scored bests come from CURRENT season								
▶ HJ	18	Emily BRESLIN	SR	1.79m	5-10" 4/23/11	4	0.48	4.48
▶ LJ	15	Leah EBER	JR	6.30mw	20-8 4/7/11	6	0.56	6.56
▶ SP	19	Stacey WANNEMACHER	SR	16.21m	53-2" 4/23/11	3.5	0.31	3.81
▶ SP	47	Dani BUNCH	FR	15.37m	50-5" 4/23/11	0.075	0.00	0.08
▶ DISC	20	Terri ANDERSON	JR	52.92m	173-7 3/26/11	3	0.32	3.32
▶ HT	45	Stacey WANNEMACHER	SR	57.25m	187-10 4/15/11	0.125	0.00	0.13
Team Total								18.37

78

Iowa

Big Ten Conference

▲ 29

Event	Scrd As	Athlete	Yr	Scored Mark	Date	Pl. Pts.	Bonus	TOTAL
Scored bests come from CURRENT season								
▶ 400m	39	Ashley LIVERPOOL	FR	53.87	4/2/11	0.275	0.13	0.41
▶ 400m	49	Bethany PRASKA	SR	54.01	4/23/11	0.025	0.05	0.07
▶ 800m	12	Bethany PRASKA	SR	2:05.46	4/15/11	9	0.87	9.87
▶ 5000m	36	Betsy FLOOD	JR	16:16.41	3/25/11	0.4	0.14	0.54
▶ H400	48	Tiffany HENDRICKS	SR	59.65	4/7/11	0.05	0.00	0.05
▶ 4x400	15	Praska, Hendricks, Liverpool, Erickson		3:36.52	4/15/11	6	0.65	6.65
▶ DISC	37	Majesty TUTSON	SO	50.87m	166-10 4/7/11	0.35	0.00	0.35
Team Total								17.95

79

Eastern Michigan

Mid-American Conference

▲ 22

Event	Scrd As	Athlete	Yr	Scored Mark	Date	Pl. Pts.	Bonus	TOTAL
Scored bests come from CURRENT season								
▶ PV	8	Jessica HEMINGWAY	SR	4.25m	13-11" 4/14/11	16	1.22	17.22
Team Total								17.22

80

Long Beach State

Big West Conference

▼ 4

Event	Scrd As	Athlete	Yr	Scored Mark	Date	Pl. Pts.	Bonus	TOTAL
Scored bests come from CURRENT season								
▶ HJ	38	Katrina GRAVES-JOHNSON	JR	1.75m	5-8" 4/16/11	0.3	0.00	0.30
▶ JAV	13	Tara ROSS	SR	49.88m	163-7 4/14/11	8	0.79	8.79
▶ JAV	15	Randi HICKS	SR	49.44m	162-2 4/22/11	6	0.65	6.65
Team Total								15.74

81

Stony Brook

America East Conference

▼ 11

Event	Scrd As	Athlete	Yr	Scored Mark	Date	Pl. Pts.	Bonus	TOTAL
Scored bests come from CURRENT season								
▶ 1500m	9	Lucy VAN DALEN	JR	4:17.12	4/16/11	14	1.11	15.11
Team Total								15.11


"Scrd As", short for "Scored As", Standing used for place points portion of performance's score combining preseason data (when applied) to current season data
 Numbers in BLACK are both the performance's actual NCAA rank AND "scored as" rank Numbers in RED indicate actual NCAA rank does not exist or is worse than "scored as" rank Numbers in BLUE indicate actual NCAA rank is better than "scored as" rank




2011 Outdoor Track & Field, Week #4

Only those who score >0.01 pts are shown
D denotes multiple-event rule in affect


WOMEN

82  **Tulane** ▲ 18
Conference USA


Event	Scrd As	Athlete	Yr	Scored Mark	Date	Pl. Pts.	Bonus	TOTAL
Scored bests come from CURRENT season								
▶ 100m	36	Tiffany GEORGE	FR	11.47w	4/23/11	0.4	0.00	0.40
▶ 100m	40	Kasey RODGERS	JR	11.49w	3/25/11	0.25	0.00	0.25
▶ H400	34	Zandria DEBOWLES	SR	59.12	3/25/11	0.5	0.00	0.50
▶ JAV	10	Ana RUZEVIC	JR	51.37m 168-6	3/9/11	12	1.33	13.33
Team Total								14.48

85  **Cal State Fullerton** ▼ 8
Big West Conference


Event	Scrd As	Athlete	Yr	Scored Mark	Date	Pl. Pts.	Bonus	TOTAL
Scored bests come from CURRENT season								
▶ 200m	37	Ciara SHORT	SR	23.52w	3/26/11	0.35	0.00	0.35
▶ 400m	10	Ciara SHORT	SR	52.90	3/19/11	12	0.95	12.95
▶ H100	35	Lauren WILLIAMS	SR	13.43	4/23/11	0.45	0.00	0.45
Team Total								13.75

83  **East Carolina** ▲ 14
Conference USA


Event	Scrd As	Athlete	Yr	Scored Mark	Date	Pl. Pts.	Bonus	TOTAL
Scored bests come from CURRENT season								
▶ 400m	22	Aiesha GOGGINS	FR	53.47	4/1/11	2	0.38	2.38
▶ 4x400	25	Hawkins, Harris, Warner, Goggins		3:38.85	4/1/11	0.95	0.30	1.25
▶ HJ	11	Tynita BUTTS	SO	1.80m 5-10%	4/1/11	10	0.65	10.65
▶ HT	47	Maegan LEWIS	SR	57.09m 187-3	3/18/11	0.075	0.00	0.08
▶ JAV	50	Nicole TOZZI	JR	45.45m 149-1	3/18/11	0.01	0.00	0.01
Team Total								14.36

86  **San Diego State** ▼ 25
Mountain West Conference

Event	Scrd As	Athlete	Yr	Scored Mark	Date	Pl. Pts.	Bonus	TOTAL
Scored bests come from CURRENT season								
▶ H400	42	Allison REASER	FR	59.46	4/22/11	0.2	0.00	0.20
▶ PV	17	Kelsy HINTZ	SO	4.15m 13-7%	4/22/11	4.5	0.41	4.91
▶ TJ	16	Shanieka THOMAS	FR	12.90m 42-4	4/14/11	5	0.41	5.41
▶ SP	31	Whitney ASHLEY	JR	15.82m 51-11	4/14/11	0.65	0.00	0.65
▶ DISC	28	Whitney ASHLEY	JR	52.24m 171-4	4/14/11	0.8	0.09	0.89
▶ HEPT	24	Allison REASER	FR	5,361	4/7/11	1	0.17	1.17
Team Total								13.22

84  **Alabama** ▼ 39
Southeastern Conference

Event	Scrd As	Athlete	Yr	Scored Mark	Date	Pl. Pts.	Bonus	TOTAL
Scored bests come from CURRENT season								
▶ H100	25	Kimberley LAING	SR	13.30	4/8/11	0.95	0.23	1.18
▶ H100	45	Kaylon EPPINGER	JR	13.58	4/8/11	0.125	0.00	0.13
▶ H400	25	Talaya OWENS	SR	58.59	4/23/11	0.95	0.21	1.16
▶ TJ	41	Kia WANSLEY	JR	12.59m 41-3%	4/1/11	0.225	0.00	0.22
▶ SP	29	Wilamena HOPKINS	SO	15.88m 52-1%	4/8/11	0.75	0.00	0.75
▶ HT	50	Angelica HOWARD	JR	56.76m 186-2	3/24/11	0.01	0.00	0.01
▶ JAV	19	Meghan AUSTIN		48.88m 160-4	3/24/11	3.5	0.48	3.98
▶ HEPT	15	Kaylon EPPINGER	JR	5,499	3/24/11	6	0.61	6.61
Team Total								14.03

87  **Cal State Northridge** ▲ 3
Big West Conference

Event	Scrd As	Athlete	Yr	Scored Mark	Date	Pl. Pts.	Bonus	TOTAL
Scored bests come from CURRENT season								
▶ 4x400	21	Lofton, Watkins, Gonder, Harrison		3:37.57	4/14/11	2.5	0.49	2.99
▶ HJ	30	Desirae GONDER	SR	1.77m 5-9%	3/17/11	0.7	0.13	0.83
▶ HEPT	23	Sherrina LOFTON	SR	5,366	4/6/11	1.5	0.19	1.69
Scored bests come from PRE-SEASON DATA								
▶ HEPT	14	Desirae GONDER	SR	5,512	5/7/10	7	0.65	7.65
Team Total								13.16


"Scrd As", short for "Scored As", Standing used for place points portion of performance's score combining preseason data (when applied) to current season data
Numbers in BLACK are both the performance's actual NCAA rank AND "scored as" rank Numbers in RED indicate actual NCAA rank does not exist or is worse than "scored as" rank Numbers in BLUE indicate actual NCAA rank is better than "scored as" rank




2011 Outdoor Track & Field, Week #4

Only those who score >0.01 pts are shown
D denotes multiple-event rule in affect


WOMEN

88  **Northwestern State** ▼21
Southland Conference


Event	Scrd As	Athlete	Yr	Scored Mark	Date	Pl. Pts.	Bonus	TOTAL	
Scored bests come from CURRENT season									
▶ 4x400	34	Griffin, Warren, Perkins, Lindsey		3:40.71	3/25/11	0.5	0.03	0.53	
▶ SP	14	Trecey REW	SR	16.49m	54-1¼	4/23/11	7	0.67	7.67
▶ DISC	19	Trecey REW	SR	53.24m	174-8	3/25/11	3.5	0.43	3.93
Team Total								12.13	

91  **Miami (Ohio)** ▲21
Mid-American Conference


Event	Scrd As	Athlete	Yr	Scored Mark	Date	Pl. Pts.	Bonus	TOTAL	
Scored bests come from CURRENT season									
▶ 5000m	29	Rachel PATTERSON	JR	16:14.45	4/14/11	0.75	0.21	0.96	
▶ JAV	12	Victoria PATERRA	FR	49.91m	163-9	3/25/11	9	0.80	9.80
Team Total								10.76	

89  **Illinois State** ▲21
Missouri Valley Conference


Event	Scrd As	Athlete	Yr	Scored Mark	Date	Pl. Pts.	Bonus	TOTAL	
Scored bests come from CURRENT season									
▶ 400m	51	Sade SEALY	SO	54.03	4/16/11		0.04	0.04	
▶ 10k	34	Samantha BLUSKE	SO	34:25.55	4/14/11	0.5	0.00	0.50	
▶ Steeple	27	Aisha PRAUGHT	JR	10:23.56	4/14/11	0.85	0.32	1.17	
▶ HJ	30	Amanda ALBRECHT	SR	1.77m	5-9¼	4/22/11	0.7	0.13	0.83
▶ SP	45	Brittany SMITH	SO	15.41m	50-6¼	3/31/11	0.125	0.00	0.13
▶ DISC	45	Brittany SMITH	SO	50.20m	164-8	3/31/11	0.125	0.00	0.13
▶ HT	17	Brittany SMITH	SO	60.44m	198-3	4/14/11	4.5	0.42	4.92
▶ JAV	19	Leigh PETRANOFF	JR	48.88m	160-4	4/16/11	3.5	0.48	3.98
Team Total								11.69	

92  **Indiana State** ▼1
Missouri Valley Conference

Event	Scrd As	Athlete	Yr	Scored Mark	Date	Pl. Pts.	Bonus	TOTAL	
Scored bests come from CURRENT season									
▶ PV	44	Nicole HOPE	JR	4.00m	13-1¼	4/16/11	0.15	0.00	0.15
▶ DISC	23	Kelsey HANLEY	SR	52.63m	172-8	3/31/11	1.5	0.22	1.72
▶ HT	14	Felisha JOHNSON	SO	61.14m	200-7	4/8/11	7	0.59	7.59
▶ HT	31	Kelsey HANLEY	SR	58.86m	193-1	4/8/11	0.65	0.04	0.69
Team Total								10.15	

90  **Kent State** ▲8
Mid-American Conference

Event	Scrd As	Athlete	Yr	Scored Mark	Date	Pl. Pts.	Bonus	TOTAL	
Scored bests come from CURRENT season									
▶ PV	38	Kim PRESTON	JR	4.01m	13-1¼	4/22/11	0.3	0.00	0.30
▶ HT	22	Melissa KURZDORFER	FR	59.57m	195-5	4/23/11	2	0.21	2.21
Scored bests come from PRE-SEASON DATA									
▶ HEPT	13	Diana DUMITRESCU	JR	5,518	4/21/10	8	0.67	8.67	
Team Total								11.18	

93  **North Texas** ▲15
Sun Belt Conference

Event	Scrd As	Athlete	Yr	Scored Mark	Date	Pl. Pts.	Bonus	TOTAL
Scored bests come from CURRENT season								
▶ H100	13	Alysha ADAMS	SR	13.08w	4/2/11	8	0.87	8.87
▶ 4x100	26	Barnes, Adams, Simmons, Blaylock		44.96	4/2/11	0.9	0.29	1.19
Team Total								10.07

"Scrd As", short for "Scored As", Standing used for place points portion of performance's score combining preseason data (when applied) to current season data
Numbers in BLACK are both the performance's actual NCAA rank AND "scored as" rank Numbers in RED indicate actual NCAA rank does not exist or is worse than "scored as" rank Numbers in BLUE indicate actual NCAA rank is better than "scored as" rank



2011 Outdoor Track & Field, Week #4

Only those who score >0.01 pts are shown
D denotes multiple-event rule in affect

WOMEN

94

North Dakota State

The Summit League

▼48

Event	Scrd As	Athlete	Yr	Scored Mark	Date	Pl. Pts.	Bonus	TOTAL
Scored bests come from CURRENT season								
▶ 800m	17	Christine SCHMALTZ	SR	2:05.81	4/8/11	4.5	0.68	5.18
▶ H400	45	Whitney CARLSON	SR	59.62	4/16/11	0.125	0.00	0.13
▶ 4x400	30	Carlson, Goodman, Page, Schmaltz		3:40.22	4/14/11	0.7	0.10	0.80
▶ HJ	23	Toni TOLLEFSON	SO	1.78m 5-10	3/18/11	1.5	0.31	1.81
▶ PV	28	Leslie BROST	JR	4.09m 13-5	4/16/11	0.8	0.06	0.86
▶ LJ	43	Whitney CARLSON	SR	6.13mw 20-1½	3/18/11	0.175	0.00	0.17
Scored bests come from PRE-SEASON DATA								
▶ HEPT	26	Whitney CARLSON	SR	5,343	4/14/10	0.9	0.11	1.01
Team Total								9.96

97

Connecticut

BIG EAST Conference

▼13

Event	Scrd As	Athlete	Yr	Scored Mark	Date	Pl. Pts.	Bonus	TOTAL
Scored bests come from CURRENT season								
▶ 100m	21	Trisha-Ann HAWTHORNE	SR	11.31	4/7/11	2.5	0.45	2.95
▶ 200m	43	Trisha-Ann HAWTHORNE	SR	23.59	4/7/11	0.175	0.00	0.17
▶ 800m	28	Heather WILSON	JR	2:06.76	4/14/11	0.8	0.29	1.09
▶ 800m	34	Brigitte MANIA	SO	2:07.15	4/14/11	0.5	0.18	0.68
▶ 10k	36	Lauren SARA	FR	34:26.01	4/14/11	0.4	0.00	0.40
▶ Steeple	36	Meghan CUNNINGHAM	JR	10:29.42	4/7/11	0.4	0.00	0.40
▶ HJ	38	Ilva BIKANOVA	FR	1.75m 5-8¾	4/7/11	0.3	0.00	0.30
▶ LJ	21	Whitney HOLDER	SO	6.26mw 20-6¾	4/7/11	2.5	0.36	2.86
Team Total								8.86

95

Idaho State

Big Sky Conference

▲35

Event	Scrd As	Athlete	Yr	Scored Mark	Date	Pl. Pts.	Bonus	TOTAL
Scored bests come from CURRENT season								
▶ Steeple	12	Erica RICHARDSON	SR	10:16.91	4/14/11	9	0.85	9.85
Team Total								9.85

98

NC State

Atlantic Coast Conference

▲5

Event	Scrd As	Athlete	Yr	Scored Mark	Date	Pl. Pts.	Bonus	TOTAL
Scored bests come from CURRENT season								
▶ 10k	29	Andie COZZARELLI	SO	34:13.32	4/21/11	0.75	0.16	0.91
▶ Steeple	15	Erin MERCER	FR	10:18.86	4/21/11	6	0.62	6.62
▶ DISC	31	Brittany HAMPTON	JR	51.93m 170-4	4/16/11	0.65	0.00	0.65
Team Total								8.19

96

Yale

Ivy League

▼17

Event	Scrd As	Athlete	Yr	Scored Mark	Date	Pl. Pts.	Bonus	TOTAL
Scored bests come from CURRENT season								
▶ 800m	13	Kate GRACE	SR	2:05.48	4/22/11	8	0.86	8.86
Team Total								8.86

99

Buffalo

Mid-American Conference

▼16

Event	Scrd As	Athlete	Yr	Scored Mark	Date	Pl. Pts.	Bonus	TOTAL
Scored bests come from CURRENT season								
▶ H400	50	Donna JEANTY	FR	59.70	4/23/11	0.01	0.00	0.01
▶ SP	17	Rebecca O'BRIEN	SO	16.38m 53-9	4/6/11	4.5	0.53	5.03
▶ SP	48	Rachel ROBERTS	SO	15.36m 50-4¾	4/2/11	0.05	0.00	0.05
▶ DISC	22	Rebecca O'BRIEN	SO	52.82m 173-3	4/2/11	2	0.29	2.29
▶ HT	35	Shant'e WHITE	JR	58.41m 191-7	3/18/11	0.45	0.00	0.45
▶ JAV	46	Kathryn WESTON	SR	45.62m 149-8	3/18/11	0.1	0.00	0.10
Team Total								7.93

"Scrd As", short for "Scored As", Standing used for place points portion of performance's score combining preseason data (when applied) to current season data

Numbers in BLACK are both the performance's actual NCAA rank AND "scored as" rank Numbers in RED indicate actual NCAA rank does not exist or is worse than "scored as" rank Numbers in BLUE indicate actual NCAA rank is better than "scored as" rank

USTFCCCA Non-Member


Non-Member Schools Will NOT be ranked, beginning Week 2




2011 Outdoor Track & Field, Week #4

Only those who score >0.01 pts are shown
D denotes multiple-event rule in affect


WOMEN

100  **Vanderbilt** ▲75
 Southeastern Conference


Event	Scrd As	Athlete	Yr	Scored Mark	Date	Pl. Pts.	Bonus	TOTAL
Scored bests come from CURRENT season								
▶ 800m	14	Rita JORGENSEN	SR	2:05.54	4/22/11	7	0.83	7.83
Team Total								7.83

101  **Wyoming** ▲30
 Mountain West Conference


Event	Scrd As	Athlete	Yr	Scored Mark	Date	Pl. Pts.	Bonus	TOTAL
Scored bests come from CURRENT season								
▶ 400m	14	Afiya WALKER	SR	53.08	4/14/11	7	0.73	7.73
Team Total								7.73

102  **Columbia** ▼24
 Ivy League


Event	Scrd As	Athlete	Yr	Scored Mark	Date	Pl. Pts.	Bonus	TOTAL	
Scored bests come from CURRENT season									
▶ 400m	15	Sharay HALE	JR	53.10	4/23/11	6	0.71	6.71	
▶ HJ	38	Monique ROBERTS	JR	1.75m	5-8"	4/2/11	0.3	0.00	0.30
▶ LJ	38	Uju OFOCHE	SO	6.16mw	20-2"	4/15/11	0.3	0.00	0.30
Team Total								7.31	

103  **Cincinnati** ▲22
 BIG EAST Conference

Event	Scrd As	Athlete	Yr	Scored Mark	Date	Pl. Pts.	Bonus	TOTAL	
Scored bests come from CURRENT season									
▶ PV	15	Mackenzie FIELDS	SO	4.16m	13-7"	4/22/11	6	0.47	6.47
▶ PV	29	Michelle EBY	JR	4.06m	13-3"	4/15/11	0.75	0.00	0.75
Team Total								7.22	

104  **Oklahoma State** ▼47
 Big 12 Conference

Event	Scrd As	Athlete	Yr	Scored Mark	Date	Pl. Pts.	Bonus	TOTAL	
Scored bests come from CURRENT season									
▶ 800m	18	Natalja PILIUSINA	FR	2:05.84	4/22/11	4	0.66	4.66	
▶ 1500m	26	Natalja PILIUSINA	FR	4:20.63	4/14/11	0.9	0.33	1.23	
▶ 10k	45	Tone HJALMARSEN	SR	34:38.88	3/25/11	0.125	0.00	0.13	
▶ TJ	41	Clarissa ANDREWS	SR	12.59mw	41-3"	4/6/11	0.225	0.00	0.22
Team Total								6.24	

105  **Jacksonville** ▲11
 Atlantic Sun Conference

Event	Scrd As	Athlete	Yr	Scored Mark	Date	Pl. Pts.	Bonus	TOTAL
Scored bests come from CURRENT season								
▶ 200m	21	Unique SINGLETON	SR	23.25w	4/15/11	2.5	0.39	2.89
▶ 400m	36	Danielle DAVENPORT	SR	53.82	4/15/11	0.4	0.16	0.56
▶ 400m	46	Unique SINGLETON	SR	53.98	4/15/11	0.1	0.07	0.17
▶ 800m	49	Bienna FREEMAN	SO	2:07.87	4/15/11	0.025	0.00	0.03
▶ H100	41	Stacey YOUNG	JR	13.53	4/15/11	0.225	0.00	0.22
▶ 4x400	26	Davenport, Singleton, Freeman, Pierre		3:39.26	4/1/11	0.9	0.24	1.14
Scored bests come from PRE-SEASON DATA								
▶ HEPT	29	Charlene CHARLES	SO	5,325	3/25/10	0.75	0.06	0.81
Team Total								5.82

106  **Akron** ▼2
 Mid-American Conference

Event	Scrd As	Athlete	Yr	Scored Mark	Date	Pl. Pts.	Bonus	TOTAL	
Scored bests come from CURRENT season									
▶ Steeple	40	Cassandra SCHENCK	JR	10:31.69	4/8/11	0.25	0.00	0.25	
▶ PV	17	Katherine LEE	JR	4.15m	13-7"	4/22/11	4.5	0.41	4.91
▶ HT	40	Valerie WERT	SR	57.50m	188-7	4/6/11	0.25	0.00	0.25
Team Total								5.41	

"Scrd As", short for "Scored As", Standing used for place points portion of performance's score combining preseason data (when applied) to current season data
 Numbers in BLACK are both the performance's actual NCAA rank AND "scored as" rank Numbers in RED indicate actual NCAA rank does not exist or is worse than "scored as" rank Numbers in BLUE indicate actual NCAA rank is better than "scored as" rank



2011 Outdoor Track & Field, Week #4

Only those who score >0.01 pts are shown
D denotes multiple-event rule in affect

WOMEN

107  **Charlotte** ▼ **21**
 Atlantic 10 Conference

Event	Scrd As	Athlete	Yr	Scored Mark	Date	Pl. Pts.	Bonus	TOTAL
Scored bests come from CURRENT season								
▶ Steeple	17	Keara THOMAS	SR	10:18.97	4/14/11	4.5	0.61	5.11
Team Total								5.11

108  **Brown** ▲ **6**
 Ivy League

Event	Scrd As	Athlete	Yr	Scored Mark	Date	Pl. Pts.	Bonus	TOTAL	
Scored bests come from CURRENT season									
▶ TJ	31	Rachel BIBLO	SR	12.71m	41-8%	4/7/11	0.65	0.05	0.70
▶ HT	18	Brynn SMITH	SR	60.21m	197-6	4/23/11	4	0.36	4.36
Team Total								5.07	

109  **Utah** ▲ **18**
 Mountain West Conference

Event	Scrd As	Athlete	Yr	Scored Mark	Date	Pl. Pts.	Bonus	TOTAL	
Scored bests come from CURRENT season									
▶ 800m	26	Lucy YATES	JR	2:06.71	3/25/11	0.9	0.31	1.21	
▶ 800m	39	Amanda MERGAERT	SO	2:07.38	4/23/11	0.275	0.12	0.40	
▶ 5000m	38	Alyssa ABBOTT	SR	16:17.86	4/14/11	0.3	0.10	0.40	
▶ HJ	23	Langley IVERSON	JR	1.78m	5-10	3/25/11	1.5	0.31	1.81
▶ HJ	38	Brianna LEROY	JR	1.75m	5-8%	4/14/11	0.3	0.00	0.30
Team Total								4.10	

110  **Idaho** ▲ **13**
 Western Athletic Conference

Event	Scrd As	Athlete	Yr	Scored Mark	Date	Pl. Pts.	Bonus	TOTAL	
Scored bests come from CURRENT season									
▶ 800m	23	Lauren SCHAFFER	JR	2:06.53	4/16/11	1.5	0.35	1.85	
▶ H400	27	Liga VELVERE	SO	58.61	4/14/11	0.85	0.20	1.05	
▶ HT	24	Gabby MIDLES	JR	59.29m	194-6	4/2/11	1	0.14	1.14
Team Total								4.05	

111  **Notre Dame** ▼ **9**
 BIG EAST Conference

Event	Scrd As	Athlete	Yr	Scored Mark	Date	Pl. Pts.	Bonus	TOTAL	
Scored bests come from CURRENT season									
▶ 800m	35	Rebecca TRACY	SO	2:07.21	4/16/11	0.45	0.17	0.62	
▶ 1500m	22	Rebecca TRACY	SO	4:20.38	4/14/11	2	0.36	2.36	
▶ SP	35	Rudy ATANG	SR	15.69m	51-5%	3/25/11	0.45	0.00	0.45
Scored bests come from PRE-SEASON DATA									
▶ HEPT	32	Maddie BUTTINGER	JR	5,278	4/30/10	0.6	0.00	0.60	
Team Total								4.03	

112  **Princeton** ▼ **60**
 Ivy League

Event	Scrd As	Athlete	Yr	Scored Mark	Date	Pl. Pts.	Bonus	TOTAL	
Scored bests come from CURRENT season									
▶ 1500m	38	Greta FELDMAN	SO	4:22.08	4/22/11	0.3	0.13	0.43	
▶ 5000m	30	Alex BANFICH	JR	16:14.75	4/14/11	0.7	0.20	0.90	
▶ 5000m	31	Sarah CUMMINGS	SR	16:14.84	4/14/11	0.65	0.20	0.85	
▶ 10k	50	Sarah CUMMINGS	SR	34:44.45	4/1/11	0.01	0.00	0.01	
▶ PV	38	Tory WORTHEN	SO	4.01m	13-1%	4/23/11	0.3	0.00	0.30
▶ HT	27	Emma RUGGIERO	SR	59.21m	194-3	4/2/11	0.85	0.12	0.97
Team Total								3.46	

113  **Hawai'i** ▼ **8**
 Western Athletic Conference

Event	Scrd As	Athlete	Yr	Scored Mark	Date	Pl. Pts.	Bonus	TOTAL	
Scored bests come from CURRENT season									
▶ HJ	23	Samantha BALENTINE	SO	1.78m	5-10	4/16/11	1.5	0.31	1.81
▶ HJ	32	Sarah SADDLETON	SO	1.76m	5-9%	3/25/11	0.6	0.00	0.60
▶ TJ	31	Madara APINE	JR	12.71m	41-8%	4/7/11	0.65	0.05	0.70
Team Total								3.11	

114  **Fordham**
 Atlantic 10 Conference

Event	Scrd As	Athlete	Yr	Scored Mark	Date	Pl. Pts.	Bonus	TOTAL
Scored bests come from CURRENT season								
▶ 1500m	21	Kerri GALLAGHER	SR	4:20.25	4/22/11	2.5	0.38	2.88
Team Total								2.88


"Scrd As", short for "Scored As", Standing used for place points portion of performance's score combining preseason data (when applied) to current season data
 Numbers in BLACK are both the performance's actual NCAA rank AND "scored as" rank Numbers in RED indicate actual NCAA rank does not exist or is worse than "scored as" rank Numbers in BLUE indicate actual NCAA rank is better than "scored as" rank
USTFCCCA Non-Member Non-Member Schools Will NOT be ranked, beginning Week 2




2011 Outdoor Track & Field, Week #4

Only those who score >0.01 pts are shown
D denotes multiple-event rule in affect


WOMEN

115  **UAB** ▲ 19
Conference USA


Event	Scrd As	Athlete	Yr	Scored Mark	Date	Pl. Pts.	Bonus	TOTAL
Scored bests come from CURRENT season								
▶ 5000m	28	Rhiannon JOHNS	JR	16:13.32	4/14/11	0.8	0.25	1.05
▶ 10k	31	Rhiannon JOHNS	JR	34:14.04	3/25/11	0.65	0.15	0.80
▶ HJ	32	Nora MEHL	SR	1.76m	5-9" 4/22/11	0.6	0.00	0.60
Team Total								2.45

116  **Northern Iowa** ▼ 5
Missouri Valley Conference


Event	Scrd As	Athlete	Yr	Scored Mark	Date	Pl. Pts.	Bonus	TOTAL
Scored bests come from PRE-SEASON DATA								
▶ HEPT	22	Olimpia NOWAK	JR	5,415	6/12/10	2	0.34	2.34
Team Total								2.34

117  **UMES** ▼ 8
Mid-Eastern Athletic Conference


Event	Scrd As	Athlete	Yr	Scored Mark	Date	Pl. Pts.	Bonus	TOTAL
Scored bests come from CURRENT season								
▶ SP	22	Vanessa HENRY	JR	16.15m	53-0 4/1/11	2	0.24	2.24
Team Total								2.24

118  **Arkansas State** ▲ 1
Sun Belt Conference


Event	Scrd As	Athlete	Yr	Scored Mark	Date	Pl. Pts.	Bonus	TOTAL
Scored bests come from CURRENT season								
▶ H100	39	Sharika NELVIS	FR	13.51	4/9/11	0.275	0.00	0.28
▶ PV	23	Stephanie FOREMAN	JR	4.12m	13-6" 4/23/11	1.5	0.24	1.74
▶ PV	44	Erica NAEGER	SR	4.00m	13-1" 4/13/11	0.15	0.00	0.15
Team Total								2.16

119  **Weber State** ▲ 20
Big Sky Conference


Event	Scrd As	Athlete	Yr	Scored Mark	Date	Pl. Pts.	Bonus	TOTAL
Scored bests come from CURRENT season								
▶ 10k	23	Sarah CALLISTER	SO	33:59.82	4/14/11	1.5	0.40	1.90
Team Total								1.90

120  **Northeastern** ▲ 12
Colonial Athletic Association


Event	Scrd As	Athlete	Yr	Scored Mark	Date	Pl. Pts.	Bonus	TOTAL
Scored bests come from CURRENT season								
▶ PV	29	Jillena DECARTERET	SO	4.06m	13-3" 3/23/11	0.75	0.00	0.75
▶ HT	25	Althea CHARLES	SR	59.28m	194-6 4/2/11	0.95	0.14	1.09
Team Total								1.84

121  **Tennessee State** ▲ 27
Ohio Valley Conference

Event	Scrd As	Athlete	Yr	Scored Mark	Date	Pl. Pts.	Bonus	TOTAL
Scored bests come from CURRENT season								
▶ LJ	23	Martinique GUICE	SR	6.25mw	20-6" 4/9/11	1.5	0.31	1.81
Team Total								1.81

122  **Appalachian State** ▲ 20
Southern Conference

Event	Scrd As	Athlete	Yr	Scored Mark	Date	Pl. Pts.	Bonus	TOTAL
Scored bests come from CURRENT season								
▶ HJ	23	Rebecca HAZELTINE	SR	1.78m	5-10 4/17/11	1.5	0.31	1.81
Team Total								1.81

123  **UC Davis** ▲ 1
Big West Conference

Event	Scrd As	Athlete	Yr	Scored Mark	Date	Pl. Pts.	Bonus	TOTAL
Scored bests come from CURRENT season								
▶ Steeple	41	Caitlin FITZGERALD	SR	10:31.72	4/7/11	0.225	0.00	0.22
▶ SP	29	Chid ONYEWUENYI	SR	15.88m	52-1" 4/23/11	0.75	0.00	0.75
▶ HT	30	Chid ONYEWUENYI	SR	58.96m	193-5 3/12/11	0.7	0.06	0.76
Team Total								1.74

"Scrd As", short for "Scored As", Standing used for place points portion of performance's score combining preseason data (when applied) to current season data

Numbers in BLACK are both the performance's actual NCAA rank AND "scored as" rank Numbers in RED indicate actual NCAA rank does not exist or is worse than "scored as" rank Numbers in BLUE indicate actual NCAA rank is better than "scored as" rank


USTFCCCA Non-Member Non-Member Schools Will NOT be ranked, beginning Week 2




2011 Outdoor Track & Field, Week #4

Only those who score >0.01 pts are shown
D denotes multiple-event rule in affect


WOMEN

124  **Montana State** ▼39
Big Sky Conference


Event	Scrd As	Athlete	Yr	Scored Mark	Date	Pl. Pts.	Bonus	TOTAL	
Scored bests come from CURRENT season									
▶ HT	23	Amanda MURPHY	JR	59.47m	195-1	4/14/11	1.5	0.19	1.69
Team Total								1.69	

125  **San Francisco** ▼19
West Coast Conference


Event	Scrd As	Athlete	Yr	Scored Mark	Date	Pl. Pts.	Bonus	TOTAL
Scored bests come from CURRENT season								
▶ 1500m	24	Eva KRCHOVA	SO	4:20.43	4/23/11	1	0.36	1.36
▶ 10k	38	Jana STOLTING	FR	34:29.08	4/14/11	0.3	0.00	0.30
Team Total								1.66

126  **Western Michigan** ▼11
Mid-American Conference


Event	Scrd As	Athlete	Yr	Scored Mark	Date	Pl. Pts.	Bonus	TOTAL	
Scored bests come from CURRENT season									
▶ 4x400	29	Arnold, Munwam, Campbell, Calhoun		3:39.92	4/14/11	0.75	0.15	0.90	
▶ DISC	32	Sarah MORRIS	SR	51.55m	169-1	3/31/11	0.6	0.00	0.60
Team Total								1.50	

127  **Montana** ▼6
Big Sky Conference


Event	Scrd As	Athlete	Yr	Scored Mark	Date	Pl. Pts.	Bonus	TOTAL
Scored bests come from CURRENT season								
▶ Steeple	32	Kara DEWALT	SR	10:26.25	4/7/11	0.6	0.17	0.77
Scored bests come from PRE-SEASON DATA								
▶ HEPT	33	Lindsey HALL	SO	5,255	5/12/10	0.55	0.00	0.55
Team Total								1.32

128  **Cornell** ▼15
Ivy League


Event	Scrd As	Athlete	Yr	Scored Mark	Date	Pl. Pts.	Bonus	TOTAL	
Scored bests come from CURRENT season									
▶ 800m	45	Kim STANDRIDGE	SR	2:07.78	3/25/11	0.125	0.01	0.14	
▶ H400	31	Molly GLANTZ	JR	58.96	4/9/11	0.65	0.01	0.66	
▶ JAV	36	Victoria IMBESI	SO	46.80m	153-6	3/19/11	0.4	0.00	0.40
Team Total								1.20	

129  **Colorado State** ▲9
Mountain West Conference

Event	Scrd As	Athlete	Yr	Scored Mark	Date	Pl. Pts.	Bonus	TOTAL	
Scored bests come from CURRENT season									
▶ DISC	24	Jessica SHARBONO	FR	52.51m	172-3	4/8/11	1	0.18	1.18
Team Total								1.18	

130  **Savannah State** ▼12
Independent (DI)

Event	Scrd As	Athlete	Yr	Scored Mark	Date	Pl. Pts.	Bonus	TOTAL
Scored bests come from CURRENT season								
▶ 400m	26	Amara JONES	SR	53.64	4/23/11	0.9	0.27	1.17
Team Total								1.17

131  **Texas State** ▲26
Southland Conference

Event	Scrd As	Athlete	Yr	Scored Mark	Date	Pl. Pts.	Bonus	TOTAL	
Scored bests come from CURRENT season									
▶ HJ	32	Katherine EVANS	SR	1.76m	5-9½	4/15/11	0.6	0.00	0.60
▶ HJ	38	Lisa BINGHAM	SO	1.75m	5-8¾	4/23/11	0.3	0.00	0.30
▶ PV	44	Elena HORN	JR	4.00m	13-1½	4/15/11	0.15	0.00	0.15
▶ DISC	47	Jiovanna MARTINEZ	SR	50.11m	164-5	4/2/11	0.075	0.00	0.08
Team Total								1.13	


"Scrd As", short for "Scored As", Standing used for place points portion of performance's score combining preseason data (when applied) to current season data
Numbers in BLACK are both the performance's actual NCAA rank AND "scored as" rank Numbers in RED indicate actual NCAA rank does not exist or is worse than "scored as" rank Numbers in BLUE indicate actual NCAA rank is better than "scored as" rank




2011 Outdoor Track & Field, Week #4

Only those who score >0.01 pts are shown
D denotes multiple-event rule in affect


WOMEN

132  **Rice** ▲ 14
Conference USA


Event	Scrd As	Athlete	Yr	Scored Mark	Date	Pl. Pts.	Bonus	TOTAL
Scored bests come from CURRENT season								
▶ PV	29	Ari INCE	SR	4.06m 13-3¾	4/15/11	0.75	0.00	0.75
▶ TJ	41	Sarah AGARA	SR	12.59mw 41-3¾	4/6/11	0.225	0.00	0.22
▶ JAV	46	Ari INCE	SR	45.62m 149-8	4/15/11	0.1	0.00	0.10
Team Total								1.07

133  **Ohio** ▲ 29
Mid-American Conference


Event	Scrd As	Athlete	Yr	Scored Mark	Date	Pl. Pts.	Bonus	TOTAL
Scored bests come from CURRENT season								
▶ 10k	28	Annie BEECHAM	SR	34:08.23	3/25/11	0.8	0.25	1.05
Team Total								1.05

134  **Dayton** ▲ 7
Atlantic 10 Conference


Event	Scrd As	Athlete	Yr	Scored Mark	Date	Pl. Pts.	Bonus	TOTAL
Scored bests come from CURRENT season								
▶ HT	26	Mallory BARNES	SR	59.27m 194-5	4/15/11	0.9	0.14	1.04
Team Total								1.04

135  **VCU** ▲ 19
Colonial Athletic Association


Event	Scrd As	Athlete	Yr	Scored Mark	Date	Pl. Pts.	Bonus	TOTAL
Scored bests come from CURRENT season								
▶ 100m	47	Dionna HAYES	SO	11.53w	4/22/11	0.075	0.00	0.08
▶ 200m	29	Quina FORTUNE	SR	23.38w	4/22/11	0.75	0.19	0.94
Team Total								1.02

136  **North Florida** ▲ 39
Atlantic Sun Conference


Event	Scrd As	Athlete	Yr	Scored Mark	Date	Pl. Pts.	Bonus	TOTAL
Scored bests come from CURRENT season								
▶ 400m	35	Brianna FRAZIER	FR	53.78	4/15/11	0.45	0.19	0.64
▶ Steeple	38	Ecaterna GHEORGHU	JR	10:30.38	4/1/11	0.3	0.00	0.30
Team Total								0.94

137  **Iona** ▼ 1
Metro Atlantic Athletic Conference


Event	Scrd As	Athlete	Yr	Scored Mark	Date	Pl. Pts.	Bonus	TOTAL
Scored bests come from CURRENT season								
▶ 1500m	31	Heidi GREGSON	JR	4:21.59	4/14/11	0.65	0.20	0.85
Team Total								0.85

138  **Wright State** ▲ 7
Horizon League

Event	Scrd As	Athlete	Yr	Scored Mark	Date	Pl. Pts.	Bonus	TOTAL
Scored bests come from CURRENT season								
▶ H100	29	Cassandra LLOYD	JR	13.37	3/23/11	0.75	0.04	0.79
Team Total								0.79

139  **Bucknell** ▲ 19
Patriot League

Event	Scrd As	Athlete	Yr	Scored Mark	Date	Pl. Pts.	Bonus	TOTAL
Scored bests come from CURRENT season								
▶ JAV	30	Laura RYCEK	SR	47.20m 154-10	3/26/11	0.7	0.00	0.70
Team Total								0.70

140  **Butler** ▲ 35
Horizon League

Event	Scrd As	Athlete	Yr	Scored Mark	Date	Pl. Pts.	Bonus	TOTAL
Scored bests come from CURRENT season								
▶ 1500m	35	Kirsty LEGG	SO	4:21.69	4/14/11	0.45	0.18	0.63
Team Total								0.63

"Scrd As", short for "Scored As", Standing used for place points portion of performance's score combining preseason data (when applied) to current season data

Numbers in BLACK are both the performance's actual NCAA rank AND "scored as" rank Numbers in RED indicate actual NCAA rank does not exist or is worse than "scored as" rank Numbers in BLUE indicate actual NCAA rank is better than "scored as" rank

USTFCCCA Non-Member


Non-Member Schools Will NOT be ranked, beginning Week 2




2011 Outdoor Track & Field, Week #4

Only those who score >0.01 pts are shown
D denotes multiple-event rule in affect


WOMEN

141  **Harvard** ▲25
Ivy League


Event	Scrd As	Athlete	Yr	Scored Mark	Date	Pl. Pts.	Bonus	TOTAL	
Scored bests come from CURRENT season									
▶ 5000m	47	Claire RICHARDSON	SR	16:22.15	3/31/11	0.075	0.00	0.08	
▶ JAV	33	Hannah MAYER	FR	46.88m	153-9	3/16/11	0.55	0.00	0.55
Team Total								0.63	

145  **Maine** ▲30
America East Conference


Event	Scrd As	Athlete	Yr	Scored Mark	Date	Pl. Pts.	Bonus	TOTAL	
Scored bests come from CURRENT season									
▶ H100	37	Jesse LABRECK	JR	13.46w	4/23/11	0.35	0.00	0.35	
▶ LJ	41	Jesse LABRECK	JR	6.14mw	20-1½	4/23/11	0.225	0.00	0.22
Team Total								0.57	

142  **Fresno State** ▼16
Western Athletic Conference


Event	Scrd As	Athlete	Yr	Scored Mark	Date	Pl. Pts.	Bonus	TOTAL	
Scored bests come from CURRENT season									
▶ HT	32	J'Quyra MONCUR-BLUE	SO	58.75m	192-9	4/14/11	0.6	0.01	0.61
Team Total								0.61	

146  **South Dakota** ▲6
Great West Conference


Event	Scrd As	Athlete	Yr	Scored Mark	Date	Pl. Pts.	Bonus	TOTAL	
Scored bests come from CURRENT season									
▶ 800m	44	Emma ERICKSON	JR	2:07.75	3/25/11	0.15	0.02	0.17	
▶ PV	36	Bethany BUELL	FR	4.05m	13-3½	4/14/11	0.4	0.00	0.40
Team Total								0.57	

143  **Dartmouth** ▲31
Ivy League


Event	Scrd As	Athlete	Yr	Scored Mark	Date	Pl. Pts.	Bonus	TOTAL
Scored bests come from CURRENT season								
▶ 5000m	50	Abbey D'AGOSTINO	FR	16:23.50	3/25/11	0.01	0.00	0.01
▶ H400	32	Alexandra TANNER	SR	59.03	4/23/11	0.6	0.00	0.60
Team Total								0.61

147  **Navy** ▲57
Patriot League

Event	Scrd As	Athlete	Yr	Scored Mark	Date	Pl. Pts.	Bonus	TOTAL
Scored bests come from CURRENT season								
▶ 800m	36	Jess PALACIO	JR	2:07.22	4/22/11	0.4	0.17	0.57
Team Total								0.57

144  **Stephen F. Austin** ▲7
Southland Conference

Event	Scrd As	Athlete	Yr	Scored Mark	Date	Pl. Pts.	Bonus	TOTAL	
Scored bests come from CURRENT season									
▶ LJ	46	Crystal WALKER	SO	6.10m	20-¾	3/25/11	0.1	0.00	0.10
▶ SP	34	Kaitlyn ANDREWS	SR	15.76m	51-8½	3/25/11	0.5	0.00	0.50
Team Total								0.60	

148  **Jacksonville State** ▲27
Ohio Valley Conference

Event	Scrd As	Athlete	Yr	Scored Mark	Date	Pl. Pts.	Bonus	TOTAL
Scored bests come from CURRENT season								
▶ 100m	45	Laveeta OLIVER	SO	11.52	4/9/11	0.125	0.00	0.13
▶ 200m	45	Laveeta OLIVER	SO	23.60w	4/23/11	0.125	0.00	0.13
▶ H400	38	Natasha STURKIE	JR	59.28	4/23/11	0.3	0.00	0.30
Team Total								0.55


"Scrd As", short for "Scored As", Standing used for place points portion of performance's score combining preseason data (when applied) to current season data
Numbers in BLACK are both the performance's actual NCAA rank AND "scored as" rank Numbers in RED indicate actual NCAA rank does not exist or is worse than "scored as" rank Numbers in BLUE indicate actual NCAA rank is better than "scored as" rank




2011 Outdoor Track & Field, Week #4

Only those who score >0.01 pts are shown
D denotes multiple-event rule in affect


WOMEN

149  **Rhode Island** ▼ **53**
 Atlantic 10 Conference


Event	Scrd As	Athlete	Yr	Scored Mark	Date	Pl. Pts.	Bonus	TOTAL	
Scored bests come from CURRENT season									
▶ HT	34	Crystal BOURQUE	SR	58.47m	191-10	3/25/11	0.5	0.00	0.50
Team Total								0.50	

154  **Northern Arizona** ▲ **13**
 Big Sky Conference


Event	Scrd As	Athlete	Yr	Scored Mark	Date	Pl. Pts.	Bonus	TOTAL	
Scored bests come from CURRENT season									
▶ LJ	36	Amber ANDERSON	SR	6.19m	20-3%	4/1/11	0.4	0.01	0.41
Team Total								0.41	

150  **Eastern Washington** ▲ **2**
 Big Sky Conference


Event	Scrd As	Athlete	Yr	Scored Mark	Date	Pl. Pts.	Bonus	TOTAL	
Scored bests come from CURRENT season									
▶ HJ	38	Taymussa MILLER	SO	1.75m	5-8%	4/16/11	0.3	0.00	0.30
▶ SP	44	Erica CHANEY	SR	15.42m	50-7%	4/14/11	0.15	0.00	0.15
Team Total								0.45	

155  **Elon** Southern Conference


Event	Scrd As	Athlete	Yr	Scored Mark	Date	Pl. Pts.	Bonus	TOTAL	
Scored bests come from CURRENT season									
▶ TJ	36	Veronica DAY	SR	12.64mw	41-5%	4/22/11	0.4	0.00	0.40
Team Total								0.40	

151  **Missouri State** ▲ **21**
 Missouri Valley Conference


Event	Scrd As	Athlete	Yr	Scored Mark	Date	Pl. Pts.	Bonus	TOTAL	
Scored bests come from CURRENT season									
▶ TJ	35	Kimsue GRANT	SO	12.65m	41-6	4/8/11	0.45	0.00	0.45
Team Total								0.45	

155  **Memphis** ▼ **6**
 Conference USA


Event	Scrd As	Athlete	Yr	Scored Mark	Date	Pl. Pts.	Bonus	TOTAL	
Scored bests come from CURRENT season									
▶ 200m	39	LaShandra KERSHAW	SR	23.53w		4/23/11	0.275	0.00	0.28
▶ SP	45	Marina VOJINOVIC	JR	15.41m	50-6%	3/25/11	0.125	0.00	0.13
Team Total								0.40	

151  **Portland State** ▼ **7**
 Big Sky Conference


Event	Scrd As	Athlete	Yr	Scored Mark	Date	Pl. Pts.	Bonus	TOTAL	
Scored bests come from CURRENT season									
▶ HEPT	35	Joenisha VINSON	JR	5,227		4/13/11	0.45	0.00	0.45
Team Total								0.45	

157  **Eastern Kentucky** ▲ **18**
 Ohio Valley Conference

Event	Scrd As	Athlete	Yr	Scored Mark	Date	Pl. Pts.	Bonus	TOTAL	
Scored bests come from CURRENT season									
▶ 800m	41	Picoty LEITICH	JR	2:07.45		4/22/11	0.225	0.10	0.33
Team Total								0.33	

153  **Florida A&M** ▲ **22**
 Mid-Eastern Athletic Conference

Event	Scrd As	Athlete	Yr	Scored Mark	Date	Pl. Pts.	Bonus	TOTAL	
Scored bests come from CURRENT season									
▶ 100m	47	Nakia LINSON	FR	11.53w		4/23/11	0.075	0.00	0.08
▶ H400	37	LaToya WRIGHT	SR	59.24		4/23/11	0.35	0.00	0.35
Team Total								0.42	

158  **Bowling Green** ▲ **9**
 Mid-American Conference

Event	Scrd As	Athlete	Yr	Scored Mark	Date	Pl. Pts.	Bonus	TOTAL	
Scored bests come from CURRENT season									
▶ HT	38	Jessie ROWLAND	SO	57.69m	189-3	4/15/11	0.3	0.00	0.30
Team Total								0.30	


"Scrd As", short for "Scored As", Standing used for place points portion of performance's score combining preseason data (when applied) to current season data
 Numbers in BLACK are both the performance's actual NCAA rank AND "scored as" rank Numbers in RED indicate actual NCAA rank does not exist or is worse than "scored as" rank Numbers in BLUE indicate actual NCAA rank is better than "scored as" rank




2011 Outdoor Track & Field, Week #4

Only those who score >0.01 pts are shown
D denotes multiple-event rule in affect


WOMEN

158  **Georgia State** ▲ 6
Colonial Athletic Association


Event	Scrd As	Athlete	Yr	Scored Mark	Date	Pl. Pts.	Bonus	TOTAL
Scored bests come from CURRENT season								
HJ	38	Shaquita YOUNG	SR	1.75m 5-8½	4/2/11	0.3	0.00	0.30
Team Total								0.30

158  **Saint Louis** ▲ 2
Atlantic 10 Conference


Event	Scrd As	Athlete	Yr	Scored Mark	Date	Pl. Pts.	Bonus	TOTAL
Scored bests come from CURRENT season								
TJ	38	Brittney CLOUDY	JR	12.61mw 41-4½	4/9/11	0.3	0.00	0.30
Team Total								0.30

158  **High Point** ▼ 25
Big South Conference


Event	Scrd As	Athlete	Yr	Scored Mark	Date	Pl. Pts.	Bonus	TOTAL
Scored bests come from CURRENT season								
HJ	38	Christina FENSKE	JR	1.75m 5-8½	4/21/11	0.3	0.00	0.30
Team Total								0.30

158  **UT Arlington** ▲ 17
Southland Conference


Event	Scrd As	Athlete	Yr	Scored Mark	Date	Pl. Pts.	Bonus	TOTAL
Scored bests come from CURRENT season								
HJ	38	Marniqua THOMPSON	FR	1.75m 5-8½	4/23/11	0.3	0.00	0.30
Team Total								0.30

158  **Marshall** ▲ 17
Conference USA


Event	Scrd As	Athlete	Yr	Scored Mark	Date	Pl. Pts.	Bonus	TOTAL
Scored bests come from CURRENT season								
HJ	38	Vanessa JULES	SO	1.75m 5-8½	3/23/11	0.3	0.00	0.30
Team Total								0.30

158  **Utah State** ▼ 21
Western Athletic Conference


Event	Scrd As	Athlete	Yr	Scored Mark	Date	Pl. Pts.	Bonus	TOTAL
Scored bests come from CURRENT season								
HEPT	38	CHARI HAWKINS	FR	5,159	4/21/11	0.3	0.00	0.30
Team Total								0.30

158  **Nicholls State** ▲ 17
Southland Conference


Event	Scrd As	Athlete	Yr	Scored Mark	Date	Pl. Pts.	Bonus	TOTAL
Scored bests come from CURRENT season								
HJ	38	Chelsea DOCKREY	SR	1.75m 5-8½	3/18/11	0.3	0.00	0.30
Team Total								0.30

167  **Oregon State** ▲ 8
Pacific-10 Conference

Event	Scrd As	Athlete	Yr	Scored Mark	Date	Pl. Pts.	Bonus	TOTAL
Scored bests come from CURRENT season								
5000m	41	Laura CARLYLE	JR	16:19.00	3/25/11	0.225	0.06	0.28
Team Total								0.28

158  **Radford** unch
Big South Conference

Event	Scrd As	Athlete	Yr	Scored Mark	Date	Pl. Pts.	Bonus	TOTAL
Scored bests come from CURRENT season								
HJ	38	Nikki ROSEBERRY	SR	1.75m 5-8½	3/11/11	0.3	0.00	0.30
Team Total								0.30

168  **Liberty** ▲ 7
Big South Conference

Event	Scrd As	Athlete	Yr	Scored Mark	Date	Pl. Pts.	Bonus	TOTAL
Scored bests come from CURRENT season								
TJ	39	Mia AGHAJI	JR	12.60m 41-4½	4/21/11	0.275	0.00	0.28
Team Total								0.28


"Scrd As", short for "Scored As", Standing used for place points portion of performance's score combining preseason data (when applied) to current season data
Numbers in BLACK are both the performance's actual NCAA rank AND "scored as" rank Numbers in RED indicate actual NCAA rank does not exist or is worse than "scored as" rank Numbers in BLUE indicate actual NCAA rank is better than "scored as" rank




2011 Outdoor Track & Field, Week #4

Only those who score >0.01 pts are shown
D denotes multiple-event rule in affect


WOMEN

168  **Texas A&M-Corpus Chr** ▼33
Southland Conference


Event	Scrd As	Athlete	Yr	Scored Mark	Date	Pl. Pts.	Bonus	TOTAL
Scored bests come from CURRENT season								
TJ	39	Ernestine CRAY	FR	12.60m 41-4%	4/15/11	0.275	0.00	0.28
Team Total								0.28

173  **Coastal Carolina** ▲ 2
Big South Conference


Event	Scrd As	Athlete	Yr	Scored Mark	Date	Pl. Pts.	Bonus	TOTAL
Scored bests come from CURRENT season								
JAV	42	Deborah MATTERN	SR	46.03m 151-0	4/8/11	0.2	0.00	0.20
Team Total								0.20

170  **American** ▲ 5
Patriot League


Event	Scrd As	Athlete	Yr	Scored Mark	Date	Pl. Pts.	Bonus	TOTAL
Scored bests come from CURRENT season								
1500m	43	Erin KOCH	SR	4:22.56	4/14/11	0.175	0.07	0.24
Team Total								0.24

175  **Air Force**unch
Mountain West Conference


Event	Scrd As	Athlete	Yr	Scored Mark	Date	Pl. Pts.	Bonus	TOTAL
Scored bests come from CURRENT season								
DISC	43	Paige BLACKBURN	JR	50.30m 165-0	4/14/11	0.175	0.00	0.17
Team Total								0.17

171  **Milwaukee** ▼ 4
Horizon League


Event	Scrd As	Athlete	Yr	Scored Mark	Date	Pl. Pts.	Bonus	TOTAL
Scored bests come from CURRENT season								
PV	44	Erin HAVENER	SR	4.00m 13-1½	4/8/11	0.15	0.00	0.15
TJ	47	Samia TAYLOR	SO	12.52mw 41-1	4/8/11	0.075	0.00	0.08
Team Total								0.23

175  **Providence** ▼102
BIG EAST Conference


Event	Scrd As	Athlete	Yr	Scored Mark	Date	Pl. Pts.	Bonus	TOTAL
Scored bests come from CURRENT season								
5000m	43	Hannah DAVIDSON	JR	16:20.67	4/14/11	0.175	0.00	0.17
Team Total								0.17

172  **Missouri** ▼12
Big 12 Conference


Event	Scrd As	Athlete	Yr	Scored Mark	Date	Pl. Pts.	Bonus	TOTAL
Scored bests come from CURRENT season								
H400	41	Leslie FARMER	JR	59.44	4/23/11	0.225	0.00	0.22
Team Total								0.22

175  **South Alabama** ▼ 3
Sun Belt Conference

Event	Scrd As	Athlete	Yr	Scored Mark	Date	Pl. Pts.	Bonus	TOTAL
Scored bests come from CURRENT season								
HT	43	Latifah JOHNSON	JR	57.36m 188-2	4/15/11	0.175	0.00	0.17
Team Total								0.17

173  **Ball State** ▼23
Mid-American Conference

Event	Scrd As	Athlete	Yr	Scored Mark	Date	Pl. Pts.	Bonus	TOTAL
Scored bests come from PRE-SEASON DATA								
HEPT	42	Thekla LORENZ	SR	5,125	5/13/10	0.2	0.00	0.20
Team Total								0.20

178  **College Of Charleston** ▼ 3
Southern Conference

Event	Scrd As	Athlete	Yr	Scored Mark	Date	Pl. Pts.	Bonus	TOTAL
Scored bests come from CURRENT season								
5000m	44	Dena O'BRIEN	FR	16:21.35	3/25/11	0.15	0.00	0.15
Team Total								0.15


"Scrd As", short for "Scored As", Standing used for place points portion of performance's score combining preseason data (when applied) to current season data
Numbers in BLACK are both the performance's actual NCAA rank AND "scored as" rank Numbers in RED indicate actual NCAA rank does not exist or is worse than "scored as" rank Numbers in BLUE indicate actual NCAA rank is better than "scored as" rank




2011 Outdoor Track & Field, Week #4

Only those who score >0.01 pts are shown
D denotes multiple-event rule in affect


WOMEN

178  **Robert Morris** ▼ **3**
Northeast Conference


Event	Scrd As	Athlete	Yr	Scored Mark	Date	Pl. Pts.	Bonus	TOTAL
Scored bests come from CURRENT season								
▶ JAV	44	Rachel KOTULA	FR	45.77m 150-2	3/18/11	0.15	0.00	0.15
Team Total								0.15

184  **New Hampshire** ▼ **64**
America East Conference


Event	Scrd As	Athlete	Yr	Scored Mark	Date	Pl. Pts.	Bonus	TOTAL
Scored bests come from CURRENT season								
▶ Steeple	45	Sydney FITZPATRICK	JR	10:33.32	4/1/11	0.125	0.00	0.13
Team Total								0.13

178  **South Dakota State** ▼ **3**
The Summit League


Event	Scrd As	Athlete	Yr	Scored Mark	Date	Pl. Pts.	Bonus	TOTAL
Scored bests come from CURRENT season								
▶ HT	44	Brooke GARNER	SO	57.27m 187-10	4/9/11	0.15	0.00	0.15
Team Total								0.15

184  **Norfolk State** ▼ **9**
Mid-Eastern Athletic Conference


Event	Scrd As	Athlete	Yr	Scored Mark	Date	Pl. Pts.	Bonus	TOTAL
Scored bests come from CURRENT season								
▶ LJ	45	Champagne BELL	FR	6.11mw 20-½	3/18/11	0.125	0.00	0.13
Team Total								0.13

178  **Southern Utah** ▼ **26**
The Summit League


Event	Scrd As	Athlete	Yr	Scored Mark	Date	Pl. Pts.	Bonus	TOTAL
Scored bests come from CURRENT season								
▶ HEPT	44	Shaye MAURER	SO	5,111	4/13/11	0.15	0.00	0.15
Team Total								0.15

184  **Pittsburgh** ▼ **67**
BIG EAST Conference


Event	Scrd As	Athlete	Yr	Scored Mark	Date	Pl. Pts.	Bonus	TOTAL
Scored bests come from CURRENT season								
▶ 200m	45	Cambrya JONES	JR	23.60	4/9/11	0.125	0.00	0.13
Team Total								0.13

182  **Western Carolina**
Southern Conference


Event	Scrd As	Athlete	Yr	Scored Mark	Date	Pl. Pts.	Bonus	TOTAL
Scored bests come from CURRENT season								
▶ 400m	47	Felisha GARREN	JR	53.99	4/22/11	0.075	0.06	0.14
Team Total								0.14

184  **William and Mary** ▼ **56**
Colonial Athletic Association

Event	Scrd As	Athlete	Yr	Scored Mark	Date	Pl. Pts.	Bonus	TOTAL
Scored bests come from CURRENT season								
▶ 5000m	45	Elaina BALOURIS	FR	16:22.05	4/14/11	0.125	0.00	0.13
Team Total								0.13

183  **New Mexico State** ▼ **8**
Western Athletic Conference

Event	Scrd As	Athlete	Yr	Scored Mark	Date	Pl. Pts.	Bonus	TOTAL
Scored bests come from CURRENT season								
▶ 10k	47	Camille SCHULTZ	JR	34:42.06	4/14/11	0.075	0.00	0.08
▶ 10k	48	Courtney SCHULTZ	JR	34:42.21	4/14/11	0.05	0.00	0.05
Team Total								0.13

188  **Florida Atlantic** ▼ **13**
Sun Belt Conference

Event	Scrd As	Athlete	Yr	Scored Mark	Date	Pl. Pts.	Bonus	TOTAL
Scored bests come from CURRENT season								
▶ H400	46	Danielle AROMASHODU	FR	59.63	4/16/11	0.1	0.00	0.10
Team Total								0.10


"Scrd As", short for "Scored As", Standing used for place points portion of performance's score combining preseason data (when applied) to current season data
Numbers in BLACK are both the performance's actual NCAA rank AND "scored as" rank Numbers in RED indicate actual NCAA rank does not exist or is worse than "scored as" rank Numbers in BLUE indicate actual NCAA rank is better than "scored as" rank




2011 Outdoor Track & Field, Week #4

Only those who score >0.01 pts are shown
D denotes multiple-event rule in affect


WOMEN

189  **N.C. Central** ▼14
Mid-Eastern Athletic Conference


Event	Scrd As	Athlete	Yr	Scored Mark	Date	Pl. Pts.	Bonus	TOTAL
Scored bests come from CURRENT season								
▶ 100m	47	Ashley MCCOY	SO	11.53	4/15/11	0.075	0.00	0.08
Team Total								0.08

191  **Vermont** ▼16
America East Conference


Event	Scrd As	Athlete	Yr	Scored Mark	Date	Pl. Pts.	Bonus	TOTAL
Scored bests come from CURRENT season								
▶ 10k	49	Morgan POWERS	JR	34:43.23	4/14/11	0.025	0.00	0.03
Team Total								0.03

190  **Central Michigan** ▼15
Mid-American Conference


Event	Scrd As	Athlete	Yr	Scored Mark	Date	Pl. Pts.	Bonus	TOTAL	
Scored bests come from CURRENT season									
▶ HT	48	Mykal IMBROCK	SR	57.01m	187-0	4/16/11	0.05	0.00	0.05
Team Total								0.05	

191  **George Mason** ▼69
Colonial Athletic Association

Event	Scrd As	Athlete	Yr	Scored Mark	Date	Pl. Pts.	Bonus	TOTAL	
Scored bests come from CURRENT season									
▶ TJ	49	Namatirai Grace MAVUGARA	JR	12.50m	41-¾	4/1/11	0.025	0.00	0.03
Team Total								0.03	

191  **Southeastern Louisian** ▼24
Southland Conference

Event	Scrd As	Athlete	Yr	Scored Mark	Date	Pl. Pts.	Bonus	TOTAL	
Scored bests come from CURRENT season									
▶ TJ	49	Michelle OGASHI	JR	12.50m	41-¾	4/2/11	0.025	0.00	0.03
Team Total								0.03	

191  **ULM** ▼16
Sun Belt Conference

Event	Scrd As	Athlete	Yr	Scored Mark	Date	Pl. Pts.	Bonus	TOTAL	
Scored bests come from CURRENT season									
▶ SP	49	Lakeitha ELMORE	SR	15.33m	50-3¾	4/6/11	0.025	0.00	0.03
Team Total								0.03	

"Scrd As", short for "Scored As", Standing used for place points portion of performance's score combining preseason data (when applied) to current season data
 Numbers in BLACK are both the performance's actual NCAA rank AND "scored as" rank Numbers in RED indicate actual NCAA rank does not exist or is worse than "scored as" rank Numbers in BLUE indicate actual NCAA rank is better than "scored as" rank
USTFCCCA Non-Member Non-Member Schools Will NOT be ranked, beginning Week 2