



USTFCCCA NCAA Division I National Team Computer Rankings

























as of 5/3/2011 11:09:04 AM

2011 Outdoor Track & Field, Week #5

Only those who score >0.01 pts are shown
D denotes multiple-event rule in affect

MEN

I		ATM		Texas A&M			unch		
Big 12 Conference									
Event	Scrd As	Athlete	Yr	Scored Mark		Date	Pl. Pts.	Bonus	TOTAL
Scored bests come from CURRENT season									
► 100m	4	Gerald PHIRI	SR	10.06		4/6/11	24	2.06	26.06
► 100m	6	Prezel HARDY, JR.	FR	10.13		4/23/11	20	1.33	21.33
► 200m	6	Demetrius PINDER	SR	20.54		3/17/11	D 20	1.39	3.39
► 200m	19	Prezel HARDY, JR.	FR	20.74		4/2/11	3.5	0.45	3.95
► 200m	26	Gerald PHIRI	SR	20.78		4/16/11	0.9	0.34	1.24
► 200m	28	Tabarie HENRY	SR	20.79w		4/16/11	0.8	0.32	1.12
► 200m	56	Tran HOWELL	SR	20.97		4/2/11		0.02	0.02
► 400m	1	Tabarie HENRY	SR	44.83		4/2/11	30	2.97	32.97
► 400m	2	Demetrius PINDER	SR	45.06		4/2/11	28	2.43	30.43
► 400m	7	Bryan MILLER	SR	45.49		4/2/11	18	1.44	19.44
► 400m	29	Michael PREBLE	JR	46.41		4/16/11	0.75	0.25	1.00
► 400m	30	Joey ROBERTS	JR	46.42		4/2/11	0.7	0.25	0.95
► 800m	9	Michael PREBLE	JR	1:48.12		3/25/11	14	0.85	14.85
► 800m	12	Joey ROBERTS	JR	1:48.17		3/25/11	9	0.82	9.82
► 800m	32	Oscar RAMIREZ	JR	1:49.27		4/16/11	0.6	0.22	0.82
► H110	16	Wayne DAVIS II	FR	13.71		4/23/11	5	0.61	5.61
► 4x100	1	Howell, Phiri, Bryan, Hardy, Jr.		38.71		4/6/11	30	3.12	33.12
► 4x400	1	Miller, Henry, Preble, Pinder		3:00.45		4/6/11	30	3.73	33.73
► HJ	21	Tyler LEE	FR	2.15m	7-½	3/25/11	2.5	0.27	2.77
► HJ	21	Cameron ALEXANDER	SO	2.15m	7-½	4/16/11	2.5	0.27	2.77
► LJ	2	Melvin ECHARD	SR	8.09mw	26-6½	4/6/11	28	2.66	30.66
► LJ	6	Tyron STEWART	SR	7.94m	26-¾	4/23/11	20	1.47	21.47
► LJ	33	Julian REID	SR	7.57m	24-10	4/28/11	0.55	0.02	0.57
► TJ	2	Julian REID	SR	16.68mw	54-8¾	4/6/11	28	3.70	31.70
► HT	48	Casey STRONG	SO	60.58m	198-9	4/16/11	0.05	0.00	0.05
► JAV	3	Sam HUMPHREYS	SO	76.73m	251-9	4/6/11	26	2.76	28.76
Team Total								358.58	

2			LSU		Southeastern Conference		unch		
Event	Scrd As	Athlete	Yr	Scored Mark	Date	Pl. Pts.	Bonus	TOTAL	
Scored bests come from CURRENT season									
▶ 100m	17	Gabriel MVUMVURE	SR	10.23	4/2/11	4.5	0.63	 5.13	
▶ 100m	19	Rynell PARSON	FR	10.24w	4/6/11	3.5	0.56	 4.06	
▶ 100m	21	Horatio WILLIAMS	JR	10.25	4/2/11	2.5	0.50	 3.00	
▶ 200m	5	Riker HYLTON	JR	20.53w	4/23/11	22	1.44	 23.44	
▶ 200m	11	Gabriel MVUMVURE	SR	20.67	4/16/11	10	0.72	 10.72	
▶ 200m	11	Horatio WILLIAMS	JR	20.67	4/2/11	10	0.72	 10.72	
▶ 200m	31	Tristan WALKER	SR	20.81	4/16/11	0.65	0.29	 0.94	
▶ 400m	8	Caleb WILLIAMS	SO	45.61	4/2/11	16	1.20	 17.20	
▶ 400m	17	Riker HYLTON	JR	45.93	4/16/11	D 4.5	0.72	 2.72	
▶ 400m	33	Ade ALLEYNE-FORTE	JR	46.53	4/23/11	0.55	0.17	 0.72	
▶ H110	1	Barrett NUGENT	JR	13.19w	4/6/11	30	3.54	 33.54	
▶ 4x100	2	Talley, Williams, Walker, Mvumvure		38.77	4/28/11	28	2.95	 30.95	
▶ 4x400	3	Simmons, Alleyne-Forte, Hylton, Williams		3:02.23	4/6/11	26	2.77	 28.77	
▶ PV	5	Marcus MCGEHEE	SR	5.38m	17-7¾	4/23/11	22	1.25	 23.25
▶ LJ	7	Damar FORBES	SO	7.93mw	26-¾	4/23/11	18	1.41	 19.41
▶ LJ	16	Zedric THOMAS	SR	7.76m	25-5½	3/25/11	5	0.61	 5.61
▶ LJ	28	Kyron BLAISE	JR	7.60m	24-11¼	4/2/11	0.8	0.11	 0.91
▶ TJ	1	Zedric THOMAS	SR	17.05mw	55-11¼	4/23/11	30	5.45	 35.45
▶ TJ	4	Kyron BLAISE	JR	16.24mw	53-3¾	4/6/11	24	1.70	 25.70
▶ HT	9	Michael LAURO	JR	66.71m	218-10	4/23/11	14	1.09	 15.09
▶ HT	13	Walter HENNING	SR	66.08m	216-9	4/2/11	8	0.84	 8.84
▶ HT	43	Ross ROUBION	SR	61.04m	200-3	3/18/11	0.175	0.00	 0.17
▶ JAV	32	Aaron MOORE	JR	69.67m	228-7	4/28/11	0.6	0.00	 0.60
Team Total								306.94	

"Scrd As", short for "Scored As", Standing used for place points portion of performance's score combining preseason data (when applied) to current season data

Numbers in BLACK are both the performance's actual NCAA rank AND "scored as" rank Numbers in RED indicate actual NCAA rank does not exist or is worse than "scored as" rank Numbers in BLUE indicate actual NCAA rank is better than "scored as" rank

USTFCCCA Non-Member

Non-Member Schools Will NOT be ranked, beginning Week 2



2011 Outdoor Track & Field, Week #5

Only those who score >0.01 pts are shown
D denotes multiple-event rule in affect

MEN

3



Florida

Southeastern Conference

▲ 1

Event	Scrd As	Athlete	Yr	Scored Mark	Date	Pl. Pts.	Bonus	TOTAL	
Scored bests come from CURRENT season									
▶ 100m	1	Jeff DEMPS	JR	9.96w	4/16/11	30	3.12	33.12	
▶ 100m	10	Terrell WILKS	SR	10.19w	4/16/11	12	0.91	12.91	
▶ 200m	4	Terrell WILKS	SR	20.51	4/16/11	24	1.55	25.55	
▶ 200m	16	Leonardo SEYMORE	SO	20.72w	4/16/11	5	0.52	5.52	
▶ 200m	22	Christian TAYLOR	JR	20.76	4/16/11	D	2	0.38	2.38
▶ 400m	5	Christian TAYLOR	JR	45.46	4/1/11	22	1.51	23.51	
▶ 800m	5	Sean OBINWA	SO	1:47.73	4/16/11	22	1.09	23.09	
▶ 1500m	4	Dumisane HLAELO	JR	3:40.66	4/16/11	24	1.50	25.50	
▶ H110	19	Eddie LOVETT	FR	13.79	4/28/11	3.5	0.43	3.93	
▶ H110	48	Jarius COOPER	SR	14.07w	4/16/11	0.05	0.00	0.05	
▶ 4x100	4	Lovett, Seymore, Wilks, Demps		38.91	4/1/11	24	2.55	26.55	
▶ 4x400	8	Taylor, Wilks, Heriot, Obinwa		3:06.43	4/16/11	16	0.98	16.98	
▶ HJ	12	Frankie HAMMOND	JR	2.20m 7-2½	4/16/11	9	0.91	9.91	
▶ PV	43	Eric FORAN	SR	5.17m 16-11½	4/1/11	0.175	0.00	0.17	
▶ LJ	35	Gray HORN	JR	7.54mw 24-9	4/13/11	0.45	0.00	0.45	
▶ TJ	3	Omar CRADDOCK	SO	16.46m 54-0	4/28/11	26	2.66	28.66	
▶ HT	12	Jeremy POSTIN	SO	66.12m 216-11	4/27/11	9	0.85	9.85	
▶ JAV	16	Stipe ZUNIC	SO	72.85m 239-0	4/16/11	5	0.75	5.75	
▶ DEC	4	Gray HORN	JR	7,791	4/13/11	24	2.24	26.24	
Team Total								280.13	

4



Florida State

Atlantic Coast Conference

▼ 1

Event	Scrd As	Athlete	Yr	Scored Mark	Date	Pl. Pts.	Bonus	TOTAL	
Scored bests come from CURRENT season									
▶ 100m	2	Ngonidzashe MAKUSHA	JR	9.97	4/21/11	28	3.02	31.02	
▶ 100m	3	Maurice MITCHELL	JR	10.03	4/21/11	26	2.38	28.38	
▶ 100m	22	Kemar HYMAN	JR	10.27	4/21/11	2	0.42	2.42	
▶ 100m	48	David AMBLER	SO	10.41	4/21/11	0.05	0.00	0.05	
▶ 200m	1	Maurice MITCHELL	JR	20.19	4/21/11	30	3.24	33.24	
▶ 200m	8	Brandon BYRAM	SR	20.56w	4/1/11	16	1.29	17.29	
▶ 200m	26	Charles CLARK	SR	20.78	4/21/11	0.9	0.34	1.24	
▶ 200m	45	Brandon O'CONNOR	SO	20.91	4/21/11	0.125	0.12	0.24	
▶ 400m	15	Brandon O'CONNOR	SO	45.89	4/21/11	6	0.78	6.78	
▶ 800m	29	Darrin GIBSON	SO	1:49.11	4/8/11	0.75	0.27	1.02	
▶ 1500m	5	Ciaran O'LIONAIRD	SR	3:40.69	4/21/11	22	1.49	23.49	
▶ 5000m	27	Michael FOUT	SO	13:46.19	3/25/11	0.85	0.39	1.24	
▶ 5000m	31	David FORRESTER	JR	13:47.60	3/25/11	0.65	0.32	0.97	
▶ 5000m	36	Ciaran O'LIONAIRD	SR	13:52.11	4/21/11	0.4	0.10	0.50	
▶ 10k	5	Ciaran O'LIONAIRD	SR	28:32.30	3/25/11	D 22	1.34	3.34	
▶ 10k	6	Michael FOUT	SO	28:34.50	5/1/11	20	1.26	21.26	
▶ H110	32	Tremaine GRANT	SO	13.94	4/8/11	0.6	0.11	0.71	
▶ H400	46	Tremaine GRANT	SO	51.90	4/1/11	0.1	0.04	0.14	
▶ 4x100	3	Ambler, Makusha, Mitchell, Byram		38.87	4/1/11	26	2.67	28.67	
▶ 4x400	29	Grant, Byram, Clark, Chibudu		3:08.85	4/21/11	0.75	0.25	1.00	
▶ PV	27	Andrew LAHAYE	SO	5.20m	17-¾	3/4/11	0.85	0.01	0.86
▶ LJ	1	Ngonidzashe MAKUSHA	JR	8.40mw	27-6¾	4/6/11	30	5.47	35.47
▶ LJ	40	Paul MADZIVIRE	FR	7.51m	24-7¾	4/21/11	0.25	0.00	0.25
▶ SP	11	Michael PUTMAN	JR	18.65m	61-2¾	4/1/11	10	1.08	11.08
▶ DISC	9	Michael PUTMAN	JR	57.96m	190-2	3/18/11	14	1.01	15.01
Team Total								265.64	

"Scrd As", short for "Scored As", Standing used for place points portion of performance's score combining preseason data (when applied) to current season data

Numbers in BLACK are both the performance's actual NCAA rank AND "scored as" rank Numbers in RED indicate actual NCAA rank does not exist or is worse than "scored as" rank Numbers in BLUE indicate actual NCAA rank is better than "scored as" rank

USTFCCCA Non-Member

Non-Member Schools Will NOT be ranked, beginning Week 2



2011 Outdoor Track & Field, Week #5

Only those who score >0.01 pts are shown
D denotes multiple-event rule in affect

MEN

5




Texas Tech

Big 12 Conference

unch

Event	Scrd As	Athlete	Yr	Scored Mark	Date	Pl. Pts.	Bonus	TOTAL	
Scored bests come from CURRENT season									
▶ 100m	35	Gil ROBERTS	JR	10.36w	4/2/11	0.45	0.11	0.56	
▶ 200m	16	Gil ROBERTS	JR	20.72	4/2/11	D 5	0.52	2.52	
▶ 400m	4	Gil ROBERTS	JR	45.29	4/14/11	24	1.90	25.90	
▶ 400m	47	LaToy WILLIAMS	SR	46.78	3/18/11	0.075	0.00	0.08	
▶ H110	2	Omo OSAGHAE	SR	13.22w	4/22/11	28	3.33	31.33	
▶ H110	11	Shane BRATHWAITE	JR	13.62w	4/2/11	10	0.95	10.95	
▶ H110	11	Brandon TUCKER	JR	13.62w	4/22/11	10	0.95	10.95	
▶ H110	15	Jamele MASON	JR	13.69w	4/2/11	6	0.65	6.65	
▶ H400	1	Bryce BROWN	SR	49.25	4/14/11	30	3.05	33.05	
▶ H400	3	Jamele MASON	JR	49.41	4/2/11	26	2.75	28.75	
▶ Steeple	31	Gilbert LIMO	SR	8:54.01	5/1/11	0.65	0.23	0.88	
▶ 4x400	5	Williams, Brathwaite, Mason, Roberts		3:03.82	4/28/11	22	1.93	23.93	
▶ PV	10	Kyal MEYERS	FR	5.35m	17-6½	4/6/11	12	0.94	12.94
▶ LJ	3	Bryce LAMB	SO	8.08m	26-6½	4/14/11	26	2.57	28.57
▶ DISC	1	Julian WRUCK	SO	61.88m	203-0	4/2/11	30	4.75	34.75
Team Total								251.80	

6



Texas

Big 12 Conference

unch

Event	Scrd As	Athlete	Yr	Scored Mark	Date	Pl. Pts.	Bonus	TOTAL	
Scored bests come from CURRENT season									
▶ 100m	27	Trevante RHODES	JR	10.33	3/25/11	0.85	0.21	1.06	
▶ 200m	23	Trevante RHODES	JR	20.77w	3/25/11	1.5	0.35	1.85	
▶ 400m	42	Danzell FORTSON	SR	46.64	4/23/11	0.2	0.09	0.29	
▶ 400m	50	Andre THOMAS	SR	46.84	3/25/11	0.01	0.00	0.01	
▶ 1500m	38	Patrick MCGREGOR	SO	3:44.28	4/28/11	0.3	0.12	0.42	
▶ 5000m	48	Ryan DOHNER	FR	13:56.94	4/14/11	0.05	0.00	0.05	
▶ H110	6	Keiron STEWART	SO	13.43w	4/6/11	20	1.88	21.88	
▶ H110	42	Jake WOHLFORD	FR	14.03	3/25/11	0.2	0.00	0.20	
▶ H400	30	Keiron STEWART	SO	51.67	4/23/11	0.7	0.17	0.87	
▶ 4x100	7	Williams, Rhodes, Goodwin, Monroe		39.29	4/6/11	18	1.52	19.52	
▶ 4x400	11	Fortson, Thomas, Stewart, Murphy		3:06.93	4/28/11	10	0.81	10.81	
▶ HJ	21	Jamal WILSON	SR	2.15m	7-½	4/23/11	2.5	0.27	2.77
▶ PV	27	Kenny GREAVES	JR	5.20m	17-¾	4/6/11	0.85	0.01	0.86
▶ LJ	4	Marquise GOODWIN	SO	8.07mw	26-5½	4/6/11	24	2.47	26.47
▶ LJ	25	Mark JACKSON	FR	7.62mw	25-0	4/23/11	0.95	0.18	1.13
▶ TJ	5	Jamal WILSON	SR	16.23m	53-3	4/6/11	22	1.67	23.67
▶ TJ	11	Mark JACKSON	FR	16.00m	52-6	3/25/11	10	0.93	10.93
▶ SP	2	Hayden BAILLIO	SO	19.51m	64-¾	4/28/11	28	3.18	31.18
▶ SP	10	Jacob THORMAEHLEN	JR	18.70m	61-4¾	4/28/11	12	1.19	13.19
▶ SP	34	Brandon DRENON	SR	17.71m	58-1½	3/25/11	0.5	0.03	0.53
▶ DISC	24	Brandon DRENON	SR	56.16m	184-3	3/25/11	1	0.22	1.22
▶ DEC	11	Isaac MURPHY	SO	7,681	4/6/11	10	1.30	11.30	
▶ DEC	20	Kenny GREAVES	JR	7,454	4/6/11	3	0.38	3.38	
Team Total								183.60	

"Scrd As", short for "Scored As", Standing used for place points portion of performance's score combining preseason data (when applied) to current season data

Numbers in BLACK are both the performance's actual NCAA rank AND "scored as" rank Numbers in RED indicate actual NCAA rank does not exist or is worse than "scored as" rank Numbers in BLUE indicate actual NCAA rank is better than "scored as" rank

USTFCCCA Non-Member

Non-Member Schools Will NOT be ranked, beginning Week 2



2011 Outdoor Track & Field, Week #5

Only those who score >0.01 pts are shown
D denotes multiple-event rule in affect

MEN

7



Southern California

Pacific-10 Conference

▲ 1

Event	Scrd As	Athlete	Yr	Scored Mark	Date	Pl. Pts.	Bonus	TOTAL
Scored bests come from CURRENT season								
▶ 100m	41	Aaron BROWN	SO	10.38	4/2/11	0.225	0.05	0.27
▶ 200m	31	Bryshon NELLUM	SO	20.81	3/5/11	0.65	0.29	0.94
▶ 400m	5	Joey HUGHES	JR	45.46	4/14/11	22	1.51	23.51
▶ 400m	12	Josh MANCE	FR	45.74	4/14/11	9	1.00	10.00
▶ 400m	46	Bryshon NELLUM	SO	46.74	4/16/11	0.1	0.01	0.11
▶ 800m	20	Blake SHAW	JR	1:48.81	4/30/11	3	0.43	3.43
▶ 1500m	26	Blake SHAW	JR	3:43.08	4/14/11	0.9	0.36	1.26
▶ H110	3	Oscar SPURLOCK	SR	13.33	4/14/11	26	2.56	28.56
▶ H110	4	Brendan AMES	SR	13.42w	4/6/11	24	1.95	25.95
▶ H400	6	Reggie WYATT	SO	50.00	4/14/11	20	1.74	21.74
▶ 4x100	21	Egbe, Hughes, Abram, Brown		39.97	4/30/11	2.5	0.46	2.96
▶ 4x400	4	Hughes, Mance, Walker, Wyatt		3:02.87	4/6/11	24	2.43	26.43
▶ HJ	30	Viktor FAJOYOMI	FR	2.14m 7-¾	4/30/11	0.7	0.14	0.84
▶ HJ	37	Tyler RUIZ	SO	2.13m 6-11¾	4/22/11	0.35	0.02	0.37
▶ HT	3	Trey HENDERSON	SR	69.45m 227-10	4/2/11	26	2.37	28.37
▶ JAV	23	Cooper THOMPSON	JR	70.57m 231-6	3/19/11	1.5	0.19	1.69
Team Total								176.44

8



Nebraska

Big 12 Conference

▲ 4

Event	Scrd As	Athlete	Yr	Scored Mark	Date	Pl. Pts.	Bonus	TOTAL
Scored bests come from CURRENT season								
▶ 800m	60	Tommy BRINN	SO	1:49.87	4/9/11		0.04	0.04
▶ H110	35	Eric LUND	SR	13.96w	4/2/11	0.45	0.06	0.51
▶ H400	10	Eric LUND	SR	50.59	4/27/11	12	1.04	13.04
▶ H400	15	Adam DAILEY	SR	50.97	4/9/11	6	0.60	6.60
▶ H400	33	Miles UKAOMA	FR	51.72	5/1/11	0.55	0.14	0.69
▶ Steeple	3	David ADAMS	SR	8:40.31	5/1/11	26	2.18	28.18
▶ HJ	12	Paul HAMILTON	SR	2.20m 7-2½	4/20/11	9	0.91	9.91
▶ HJ	48	Brandon SHEPPARD	SR	2.11m 6-11	4/2/11	0.05	0.00	0.05
▶ PV	26	Nate POLACEK	JR	5.22m 17-1½	4/16/11	0.9	0.12	1.02
▶ LJ	8	Nicholas GORDON	SR	7.92m 26-0	4/28/11	16	1.35	17.35
▶ LJ	12	Chris PHIPPS	JR	7.85mw 25-9¾	4/27/11	9	0.92	9.92
▶ LJ	19	Bobby CARTER	SO	7.68mw 25-2¾	4/27/11	3.5	0.36	3.86
▶ TJ	13	Chris PHIPPS	JR	15.92mw 52-2¾	4/20/11	8	0.72	8.72
▶ SP	5	Luke PINKELMAN	SR	19.08m 62-7¾	4/2/11	22	1.97	23.97
▶ SP	28	Chad WRIGHT	FR	17.77m 58-3¾	5/1/11	0.8	0.09	0.89
▶ DISC	7	Tyler HITCHLER	JR	58.43m 191-8	4/9/11	18	1.38	19.38
▶ DISC	10	Chad WRIGHT	FR	57.88m 189-10	4/16/11	12	0.95	12.95
▶ DISC	38	Luke PINKELMAN	SR	54.34m 178-3	4/2/11	0.3	0.00	0.30
▶ JAV	21	Adam WOLKINS	SR	71.07m 233-2	4/9/11	2.5	0.31	2.81
Scored bests come from PRE-SEASON DATA								
▶ DEC	9	Bjorn BARREFORS	SO	7,689	6/11/09	14	1.35	15.35
Team Total								175.56

"Scrd As", short for "Scored As", Standing used for place points portion of performance's score combining preseason data (when applied) to current season data

Numbers in BLACK are both the performance's actual NCAA rank AND "scored as" rank Numbers in RED indicate actual NCAA rank does not exist or is worse than "scored as" rank Numbers in BLUE indicate actual NCAA rank is better than "scored as" rank

USTFCCCA Non-Member

Non-Member Schools Will NOT be ranked, beginning Week 2



USTFCCCA NCAA Division I National Team Computer Rankings

as of 5/3/2011 11:09:05 AM

2011 Outdoor Track & Field, Week #5

Only those who score >0.01 pts are shown
D denotes multiple-event rule in affect

MEN

9



Virginia Tech

Atlantic Coast Conference

▼ 2

Event	Scrd As	Athlete	Yr	Scored Mark	Date	Pl. Pts.	Bonus	TOTAL
Scored bests come from CURRENT season								
▶ 100m	27	Keith RICKS	JR	10.33	4/1/11	0.85	0.21	1.06
▶ 200m	29	Keith RICKS	JR	20.80	4/1/11	0.75	0.30	1.05
▶ 800m	47	Tihut DEGFAE	SO	1:49.64	4/7/11	0.075	0.11	0.19
▶ 1500m	30	Michael HAMMOND	JR	3:43.62	4/21/11	0.7	0.23	0.93
▶ 5000m	42	William MULHERIN	JR	13:55.25	4/21/11	0.2	0.00	0.20
▶ Steeple	10	Jason CUSACK	JR	8:47.29	4/21/11	12	0.91	12.91
▶ HJ	15	Ronnie BLACK	SO	2.16m	7-1 4/28/11	6	0.39	6.39
▶ PV	4	Hunter HALL	JR	5.40m	17-8 1/2 4/13/11	24	1.46	25.46
▶ PV	20	Jared JODON	SR	5.25m	17-2 3/4 4/21/11	3	0.28	3.28
▶ PV	45	Joe DAVIS	JR	5.15m	16-10 1/4 4/21/11	0.125	0.00	0.13
▶ LJ	42	Jeff ARTIS-GRAY	SO	7.50m	24-7 3/4 4/21/11	0.2	0.00	0.20
▶ TJ	6	Hasheem HALIM	JR	16.22m	53-2 1/4 4/8/11	20	1.64	21.64
▶ TJ	10	David WILSON	SO	16.02m	52-6 3/4 4/21/11	12	1.00	13.00
▶ HT	1	Marcel LOMNICKY	SR	75.84m	248-10 4/21/11	30	6.29	36.29
▶ HT	2	Alexander ZIEGLER	JR	71.99m	236-2 4/21/11	28	3.93	31.93
▶ HT	20	Denis MAHMIC	SO	63.51m	208-4 4/21/11	3	0.29	3.29
▶ JAV	14	Matthias TREFF	SO	73.01m	239-6 4/21/11	7	0.80	7.80
Team Total								165.75

10



Arizona

Pacific-10 Conference

▼ 1

Event	Scrd As	Athlete	Yr	Scored Mark	Date	Pl. Pts.	Bonus	TOTAL
Scored bests come from CURRENT season								
▶ 100m	37	Chris MCSWAIN	SO	10.37w	4/2/11	0.35	0.08	0.43
▶ 800m	19	Abdi HASSAN	JR	1:48.68	4/30/11 D	3.5	0.51	2.51
▶ 800m	23	Lawi LALANG	FR	1:48.88	4/2/11	1.5	0.38	1.88
▶ 800m	40	James EICHBERGER	FR	1:49.52	4/30/11	0.25	0.15	0.40
▶ 1500m	11	Abdi HASSAN	JR	3:41.57	4/14/11	10	1.05	11.05
▶ 1500m	36	Lawi LALANG	FR	3:44.20	4/30/11	0.4	0.14	0.54
▶ 5000m	6	Stephen SAMBU	JR	13:34.19	4/14/11 D	20	1.50	3.50
▶ 5000m	8	Lawi LALANG	FR	13:34.62	4/14/11	16	1.43	17.43
▶ 10k	1	Stephen SAMBU	JR	27:28.64	5/1/11	30	4.59	34.59
▶ 10k	21	Mohamud IGE	SR	28:59.07	5/1/11	2.5	0.47	2.97
▶ HJ	2	Edgar RIVERA-MORALES	SO	2.28m	7-5 1/4 4/14/11	28	3.13	31.13
▶ HJ	9	Nick ROSS	SO	2.21m	7-3 4/30/11	14	1.16	15.16
▶ SP	8	Bozidar ANTUNOVIC	FR	18.78m	61-7 1/2 4/6/11	16	1.35	17.35
▶ SP	9	Robert GIRE	SR	18.73m	61-5 1/2 4/14/11	14	1.25	15.25
▶ SP	28	Korion MORRIS	SR	17.77m	58-3 3/4 4/14/11	0.8	0.09	0.89
▶ DISC	39	Robert GIRE	SR	54.30m	178-1 4/2/11	0.275	0.00	0.28
▶ DISC	40	Korion MORRIS	SR	54.29m	178-1 4/2/11	0.25	0.00	0.25
▶ HT	25	Tyler JOHNSON	JR	62.63m	205-5 4/16/11	0.95	0.10	1.05
Team Total								156.66

"Scrd As", short for "Scored As", Standing used for place points portion of performance's score combining preseason data (when applied) to current season data

Numbers in BLACK are both the performance's actual NCAA rank AND "scored as" rank Numbers in RED indicate actual NCAA rank does not exist or is worse than "scored as" rank Numbers in BLUE indicate actual NCAA rank is better than "scored as" rank

USTFCCCA Non-Member

Non-Member Schools Will NOT be ranked, beginning Week 2



USTFCCCA NCAA Division I National Team Computer Rankings

as of 5/3/2011 11:09:06 AM

2011 Outdoor Track & Field, Week #5

Only those who score >0.01 pts are shown
D denotes multiple-event rule in affect

MEN

11



Stanford

Pacific-10 Conference

▲ 12

Event	Scrd As	Athlete	Yr	Scored Mark	Date	Pl. Pts.	Bonus	TOTAL
Scored bests come from CURRENT season								
▶ 400m	32	Amaechi MORTON	JR	46.52	5/1/11	0.6	0.17	0.77
▶ 800m	39	Dylan FERRIS	JR	1:49.51	5/1/11	0.275	0.15	0.43
▶ 800m	42	Andrew BERBERICK	SO	1:49.54	5/1/11	0.2	0.14	0.34
▶ 1500m	29	Elliott HEATH	SR	3:43.58	4/16/11	0.75	0.24	0.99
▶ 1500m	34	Andrew BERBERICK	SO	3:44.13	4/16/11	0.5	0.15	0.65
▶ 1500m	48	Michael ATCHOO	FR	3:44.98	5/1/11	0.05	0.01	0.06
▶ 5000m	1	Elliott HEATH	SR	13:26.14	5/1/11	30	2.76	32.76
▶ 5000m	4	Chris DERRICK	JR	13:29.74	5/1/11	24	2.19	26.19
▶ 5000m	10	Jake RILEY	SR	13:39.49	5/1/11	12	0.91	12.91
▶ 5000m	29	Miles UNTERREINER	JR	13:46.71	5/1/11	0.75	0.37	1.12
▶ 10k	13	Elliott HEATH	SR	28:47.69	3/25/11	D	8	0.83
▶ 10k	16	Jake RILEY	SR	28:54.69	3/25/11	D	5	0.60
▶ 10k	17	Chris DERRICK	JR	28:54.76	3/25/11	D	4.5	0.60
▶ 10k	19	Kevin HAVEL	JR	28:56.57	5/1/11	3.5	0.54	4.04
▶ 10k	25	Brendan GREGG	JR	29:11.90	5/1/11	0.95	0.26	1.21
▶ H400	4	Amaechi MORTON	JR	49.69	4/23/11	24	2.24	26.24
▶ Steeple	12	Benjamin JOHNSON	JR	8:48.46	5/1/11	9	0.76	9.76
▶ Steeple	14	John SULLIVAN	SR	8:48.82	5/1/11	7	0.71	7.71
▶ HJ	37	Jules SHARPE	SO	2.13m 6-11½	4/16/11	0.35	0.02	0.37
▶ PV	27	Corey DYSICK	JR	5.20m 17-½	4/16/11	0.85	0.01	0.86
▶ SP	31	Geoffrey TABOR	SO	17.75m 58-3	5/1/11	0.65	0.07	0.72
▶ DISC	12	Geoffrey TABOR	SO	57.53m 188-9	4/16/11	9	0.77	9.77
Team Total								144.93

12



Georgia

Southeastern Conference

▼ 1

Event	Scrd As	Athlete	Yr	Scored Mark	Date	Pl. Pts.	Bonus	TOTAL
Scored bests come from CURRENT season								
▶ 200m	7	Torrin LAWRENCE	JR	20.55	4/15/11	18	1.34	19.34
▶ 200m	38	Waymon STOREY	FR	20.87	4/8/11	0.3	0.18	0.48
▶ 400m	8	Torrin LAWRENCE	JR	45.61	4/8/11	D	16	1.20
▶ 800m	27	Aaron EVANS	JR	1:48.93	4/27/11	0.85	0.35	1.20
▶ H400	35	Phillip ADAMS	JR	51.75	4/1/11	0.45	0.12	0.57
▶ Steeple	8	Matt CLEAVER	JR	8:45.76	4/1/11	16	1.11	17.11
▶ 4x100	19	Lawrence, Adams, Maynard, Storey		39.91	4/27/11	3.5	0.51	4.01
▶ 4x400	23	Adams, Lawrence, Storey, Mills		3:08.21	4/27/11	1.5	0.37	1.87
▶ HJ	48	Graylin WARD	FR	2.11m 6-11	4/8/11	0.05	0.00	0.05
▶ PV	20	John SMITH	JR	5.25m 17-2½	4/8/11	3	0.28	3.28
▶ TJ	9	Aaron LAGARDE	JR	16.04m 52-7½	4/8/11	14	1.06	15.06
▶ TJ	40	Asaph LEVY	SR	15.43m 50-7½	4/8/11	0.25	0.00	0.25
▶ SP	26	Teonor DAVILMAR	SO	17.82m 58-5½	4/23/11	0.9	0.15	1.05
▶ SP	33	Caleb WHITENER	FR	17.74m 58-2½	4/23/11	0.55	0.06	0.61
▶ DISC	28	Justin WELCH	FR	55.68m 182-8	3/25/11	0.8	0.03	0.83
▶ HT	4	Justin WELCH	FR	68.63m 225-2	4/27/11	24	1.90	25.90
▶ JAV	7	Brian MOORE	JR	73.75m 241-11	4/23/11	18	1.16	19.16
▶ DEC	26	Ben DAVIES	SO	7,385	4/13/11	0.9	0.16	1.06
▶ DEC	31	Tommy BARRINEAU	JR	7,363	4/13/11	0.65	0.08	0.73
Scored bests come from PRE-SEASON DATA								
▶ DEC	3	Michael AYERS	JR	7,794	6/11/09	26	2.27	28.27
Team Total								144.04

"Scrd As", short for "Scored As", Standing used for place points portion of performance's score combining preseason data (when applied) to current season data

Numbers in BLACK are both the performance's actual NCAA rank AND "scored as" rank Numbers in RED indicate actual NCAA rank does not exist or is worse than "scored as" rank Numbers in BLUE indicate actual NCAA rank is better than "scored as" rank

USTFCCCA Non-Member

Non-Member Schools Will NOT be ranked, beginning Week 2



2011 Outdoor Track & Field, Week #5

Only those who score >0.01 pts are shown
D denotes multiple-event rule in affect

MEN

13



Baylor

Big 12 Conference

▼ 3

Event	Scrd As	Athlete	Yr	Scored Mark	Date	Pl. Pts.	Bonus	TOTAL
Scored bests come from CURRENT season								
▶ 100m	6	Woodrow RANDALL	JR	10.13w	4/6/11	20	1.33	21.33
▶ 200m	15	Whitney PREVOST	JR	20.70	4/23/11	6	0.59	6.59
▶ 200m	29	Woodrow RANDALL	JR	20.80	4/23/11	0.75	0.30	1.05
▶ 400m	11	Marcus BOYD	SR	45.65	4/23/11	10	1.14	11.14
▶ 400m	21	Zwede HEWITT	JR	46.27	4/23/11	2.5	0.36	2.86
▶ 800m	16	James GILREATH	SR	1:48.54	4/23/11	5	0.59	5.59
▶ H400	13	Gabriel EL HANBLI	FR	50.77	4/27/11	8	0.83	8.83
▶ H400	36	Chance CASEY	SO	51.78	4/23/11	0.4	0.11	0.51
▶ 4x100	6	Boyd, Prevost, Randall, Hewitt		39.19	4/27/11	20	1.77	21.77
▶ 4x400	2	Hewitt, Prevost, Gilreath, Boyd		3:01.77	4/6/11	28	3.02	31.02
▶ PV	45	Joe FARLEY	SR	5.15m	16-10% 4/30/11	0.125	0.00	0.13
▶ JAV	2	Nick LYONS	SR	78.39m	257-2 4/23/11	28	3.93	31.93
Team Total								142.74

14



Oklahoma

Big 12 Conference

▲ 7

Event	Scrd As	Athlete	Yr	Scored Mark	Date	Pl. Pts.	Bonus	TOTAL
Scored bests come from CURRENT season								
▶ 100m	12	Mookie SALAAM	JR	10.20	4/27/11	9	0.84	9.84
▶ 200m	2	Mookie SALAAM	JR	20.27	4/16/11	28	2.81	30.81
▶ 800m	53	Scott COOPER	SR	1:49.77	4/22/11		0.07	0.07
▶ 1500m	17	Jacob BOONE	SR	3:42.40	5/1/11	4.5	0.65	5.15
▶ 1500m	50	George ALEX	JR	3:45.02	4/22/11	0.01	0.00	0.01
▶ 5000m	11	George ALEX	JR	13:40.73	5/1/11	10	0.78	10.78
▶ 5000m	12	Kevin SCHWAB	SO	13:40.81	5/1/11	9	0.77	9.77
▶ 5000m	21	Kevin WILLIAMS	SO	13:44.58	5/1/11	2.5	0.48	2.98
▶ 5000m	34	Bill KOGEL	SO	13:51.24	5/1/11	0.5	0.14	0.64
▶ H110	26	Malcolm ANDERSON	SR	13.87w	4/23/11	0.9	0.26	1.16
▶ H400	7	Eric BAILEY	SR	50.39	4/27/11	18	1.27	19.27
▶ 4x100	14	Anderson, Salaam, Pierson, Henry		39.82	4/27/11	7	0.59	7.59
▶ DISC	8	Luke BRYANT	JR	58.35m	191-5 4/16/11	16	1.32	17.32
▶ DISC	19	KP SINGH	SR	56.61m	185-8 4/16/11	3.5	0.40	3.90
▶ HT	10	KP SINGH	SR	66.70m	218-10 4/2/11	12	1.09	13.09
Team Total								132.39

15



Arkansas

Southeastern Conference

unch

Event	Scrd As	Athlete	Yr	Scored Mark	Date	Pl. Pts.	Bonus	TOTAL
Scored bests come from CURRENT season								
▶ 100m	13	Marek NIIT	SO	10.21	3/25/11	8	0.77	8.77
▶ 100m	33	LaShawn BUTLER	SR	10.35	3/25/11	0.55	0.15	0.70
▶ 200m	31	LaShawn BUTLER	SR	20.81w	4/14/11	0.65	0.29	0.94
▶ 400m	43	Marek NIIT	SO	46.67	4/22/11	0.175	0.06	0.24
▶ 800m	44	Leoman MOMOH	SO	1:49.55	4/22/11	0.15	0.14	0.29
▶ 1500m	2	Duncan PHILLIPS	JR	3:39.87	4/14/11	28	1.89	29.89
▶ 1500m	22	Dorian ULREY	SR	3:42.76	4/22/11	2	0.47	2.47
▶ 5000m	39	Eric FERNANDEZ	SO	13:54.33	4/14/11	0.275	0.00	0.28
▶ 10k	15	Eric FERNANDEZ	SO	28:48.44	3/25/11	6	0.80	6.80
▶ 4x100	9	Cross, Braddy, Butler, Niit		39.57	4/2/11	14	1.01	15.01
▶ 4x400	7	Southard, Niit, Bilbrew, Braddy		3:06.29	4/28/11	18	1.03	19.03
▶ HJ	15	Brede ELLINGSEN	SO	2.16m	7-1 4/28/11	6	0.39	6.39
▶ HJ	21	Raymond HIGGS	FR	2.15m	7-½ 4/6/11	2.5	0.27	2.77
▶ HJ	30	Noah KITTELSON	FR	2.14m	7-¾ 4/22/11	0.7	0.14	0.84
▶ LJ	9	Raymond HIGGS	FR	7.91mw	25-11½ 4/6/11	14	1.29	15.29
▶ LJ	14	Tarik BATCHELOR	JR	7.79mw	25-6¾ 4/28/11	7	0.71	7.71
▶ TJ	36	Tarik BATCHELOR	JR	15.49m	50-10 4/28/11	0.4	0.03	0.43
▶ DEC	16	Kevin LAZAS	FR	7,542	4/22/11	5	0.67	5.67
Team Total								123.50

"Scrd As", short for "Scored As", Standing used for place points portion of performance's score combining preseason data (when applied) to current season data

Numbers in BLACK are both the performance's actual NCAA rank AND "scored as" rank Numbers in RED indicate actual NCAA rank does not exist or is worse than "scored as" rank Numbers in BLUE indicate actual NCAA rank is better than "scored as" rank

USTFCCCA Non-Member

Non-Member Schools Will NOT be ranked, beginning Week 2



2011 Outdoor Track & Field, Week #5

Only those who score >0.01 pts are shown
D denotes multiple-event rule in affect

MEN

16



Mississippi

Southeastern Conference

▼ 2

Event	Scrd As	Athlete	Yr	Scored Mark	Date	Pl. Pts.	Bonus	TOTAL
Scored bests come from CURRENT season								
▶ 100m	16	Michael GRANGER	SO	10.22w	4/9/11	5	0.70	5.70
▶ 100m	24	Jonathan JUIN	SR	10.29	4/23/11	1	0.35	1.35
▶ 200m	11	Jonathan JUIN	SR	20.67w	4/9/11	10	0.72	10.72
▶ H400	5	Lee MOORE	SR	49.82	4/23/11	22	2.01	24.01
▶ H400	8	Carson BLANKS	JR	50.50	4/15/11	16	1.14	17.14
▶ H400	44	Ras-Len BULLY	SO	51.88	4/23/11	0.15	0.05	0.20
▶ Steeple	36	Martin KIRUI	SR	8:54.45	4/27/11	0.4	0.20	0.60
▶ 4x100	18	Granger, Bully, Lee, Juin		39.88	4/23/11	4	0.54	4.54
▶ 4x400	10	Oliver, Blanks, Bush, Moore		3:06.77	4/9/11	12	0.86	12.86
▶ HJ	2	Ricky ROBERTSON	SO	2.28m 7-5½	4/27/11	28	3.13	31.13
▶ LJ	15	Caleb LEE	JR	7.77mw 25-6	4/15/11	6	0.64	6.64
▶ LJ	31	Ricky ROBERTSON	SO	7.58m 24-10½	4/9/11	0.65	0.05	0.70
▶ TJ	19	Morris KERSH	SO	15.74m 51-7½	4/9/11	3.5	0.43	3.93
▶ TJ	29	Kentrell SANDERS	FR	15.54m 51-0	3/26/11	0.75	0.11	0.86
Team Total								120.39

17



BYU

Mountain West Conference

▼ 4

Event	Scrd As	Athlete	Yr	Scored Mark	Date	Pl. Pts.	Bonus	TOTAL
Scored bests come from CURRENT season								
▶ 800m	21	Justin HEDIN	JR	1:48.85	4/21/11	2.5	0.40	2.90
▶ 800m	33	Miles BATTY	JR	1:49.32	4/7/11	0.55	0.21	0.76
▶ 1500m	1	Miles BATTY	JR	3:36.25	4/14/11	30	3.73	33.73
▶ 10k	35	Jared WARD	FR	29:25.00	4/14/11	0.45	0.06	0.51
▶ 10k	43	Nathan OGDEN	SR	29:30.67	4/14/11	0.175	0.00	0.17
▶ 10k	45	Brandon HEBBERT	SR	29:32.56	4/14/11	0.125	0.00	0.13
▶ 4x400	34	Adams, Lindahl, McCallister, Carter		3:09.56	4/28/11	0.5	0.13	0.63
▶ PV	10	Victor WEIRICH	SO	5.35m 17-6½	4/30/11	12	0.94	12.94
▶ PV	10	Chris LITTLE	SR	5.35m 17-6½	4/6/11	12	0.94	12.94
▶ PV	27	Tanner EMRICH	SR	5.20m 17-¼	4/30/11	0.85	0.01	0.86
▶ SP	12	Leif ARRHENIUS	SR	18.55m 60-10½	4/21/11	9	0.92	9.92
▶ DISC	2	Leif ARRHENIUS	SR	61.16m 200-8	4/16/11	28	3.92	31.92
▶ HT	15	Oliver WHALEY	SR	65.16m 213-9	4/21/11	6	0.64	6.64
▶ JAV	25	Sean RICHARDSON	SR	70.38m 230-11	4/1/11	0.95	0.14	1.09
▶ DEC	33	Phillip BETTIS	SR	7,315	4/21/11	0.55	0.00	0.55
Team Total								115.68

18



Kansas

Big 12 Conference

▼ 2

Event	Scrd As	Athlete	Yr	Scored Mark	Date	Pl. Pts.	Bonus	TOTAL
Scored bests come from CURRENT season								
▶ 400m	38	Kyle CLEMONS	SO	46.62	4/2/11	0.3	0.10	0.40
▶ 1500m	45	Don WASINGER	JR	3:44.89	4/20/11	0.125	0.03	0.15
▶ PV	3	Jordan SCOTT	SR	5.50m 18-½	4/6/11	26	2.80	28.80
▶ PV	45	Alex BISHOP	FR	5.15m 16-10¾	4/20/11	0.125	0.00	0.13
▶ SP	1	Mason FINLEY	SO	19.84m 65-1¼	4/20/11	30	4.18	34.18
▶ DISC	3	Mason FINLEY	SO	60.65m 198-11	4/30/11	26	3.34	29.34
▶ DISC	20	Brian BISHOP	SR	56.55m 185-6	4/6/11	3	0.38	3.38
▶ JAV	9	Johannes SWANEPOEL	FR	73.60m 241-5	4/20/11	14	1.09	15.09
Team Total								111.45

"Scrd As", short for "Scored As", Standing used for place points portion of performance's score combining preseason data (when applied) to current season data

Numbers in BLACK are both the performance's actual NCAA rank AND "scored as" rank Numbers in RED indicate actual NCAA rank does not exist or is worse than "scored as" rank Numbers in BLUE indicate actual NCAA rank is better than "scored as" rank

USTFCCCA Non-Member

Non-Member Schools Will NOT be ranked, beginning Week 2



2011 Outdoor Track & Field, Week #5

Only those who score >0.01 pts are shown
D denotes multiple-event rule in affect

MEN

19



Penn State

Big Ten Conference

▼ 2

Event	Scrd As	Athlete	Yr	Scored Mark		Date	Pl. Pts.	Bonus	TOTAL
Scored bests come from CURRENT season									
▶ 200m	48	Brady GEHRET	FR	20.93		4/1/11	0.05	0.08	0.13
▶ 400m	44	Brady GEHRET	FR	46.69		4/15/11	0.15	0.05	0.20
▶ 800m	3	Casimir LOXSOM	SO	1:46.45		4/23/11	26	2.23	28.23
▶ 800m	7	Ryan FOSTER	SR	1:47.83		4/1/11	18	1.03	19.03
▶ 4x400	14	Nadolsky, Williams, Loxsom, Gehret		3:07.19		4/1/11	7	0.72	7.72
▶ TJ	17	Hanif JOHNSON	JR	15.76m	51-8½	4/1/11	4.5	0.46	4.96
▶ SP	6	Joe KOVACS	JR	18.91m	62-½	4/15/11	20	1.62	21.62
▶ SP	13	Blake EATON	SR	18.44m	60-6	4/15/11	8	0.80	8.80
▶ DISC	16	Blake EATON	SR	56.78m	186-3	4/23/11	5	0.47	5.47
▶ DISC	25	Joe KOVACS	JR	56.08m	184-0	4/23/11	0.95	0.19	1.14
▶ DISC	35	Will BARR	FR	54.63m	179-2	4/28/11	0.45	0.00	0.45
▶ HT	37	Joe KOVACS	JR	61.50m	201-9	4/15/11	0.35	0.00	0.35
Team Total									98.11

21



Mississippi State

Southeastern Conference

▼ 3

Event	Scrd As	Athlete	Yr	Scored Mark	Date	Pl. Pts.	Bonus	TOTAL	
Scored bests come from CURRENT season									
▶ 100m	8	D'Angelo CHERRY	JR	10.15w	4/6/11	16	1.18	17.18	
▶ 100m	46	Garren HENDRICKS	SO	10.40	4/15/11	0.1	0.00	0.10	
▶ 200m	38	Tavaris TATE	SO	20.87	3/26/11	0.3	0.18	0.48	
▶ 200m	45	Garren HENDRICKS	SO	20.91	4/23/11	0.125	0.12	0.24	
▶ 200m	53	James HARRIS	FR	20.95	3/26/11		0.05	0.05	
▶ 400m	20	Tavaris TATE	SO	46.26	4/15/11	3	0.37	3.37	
▶ 400m	26	James HARRIS	FR	46.34	4/1/11	0.9	0.31	1.21	
▶ 400m	35	Daundre BARNABY	SO	46.60	4/15/11	0.45	0.11	0.56	
▶ H400	20	Emanuel MAYERS	SR	51.21	4/6/11	3	0.43	3.43	
▶ 4x100	10	May, Cherry, Hendricks, Tate		39.59	4/6/11	12	0.97	12.97	
▶ 4x400	6	Harris, Wilder, Barnaby, Tate		3:04.13	4/6/11	20	1.78	21.78	
▶ HJ	4	James HARRIS	FR	2.23m	7-3¼	3/26/11	24	1.64	25.64
▶ HJ	15	Marcus JACKSON	FR	2.16m	7-1	4/28/11	6	0.39	6.39
▶ SP	37	Ed WESELA	JR	17.67m	57-11½	4/6/11	0.35	0.00	0.35
Team Total								93.76	

20



Oregon

Pacific-10 Conference

unch

Event	Scrd As	Athlete	Yr	Scored Mark	Date	Pl. Pts.	Bonus	TOTAL	
Scored bests come from CURRENT season									
▶ 400m	13	Mike BERRY	FR	45.79	4/9/11	8	0.93	8.93	
▶ 800m	6	Boru GUYOTA	FR	1:47.75	4/22/11	20	1.08	21.08	
▶ 800m	22	Elijah GREER	SO	1:48.87	4/9/11	2	0.39	2.39	
▶ 1500m	18	Matthew CENTROWITZ	JR	3:42.49	4/22/11	4	0.60	4.60	
▶ 5000m	46	Matthew CENTROWITZ	JR	13:56.65	4/9/11	0.1	0.00	0.10	
▶ 10k	26	Danny MERCADO	SR	29:12.00	3/25/11	0.9	0.26	1.16	
▶ 10k	28	Parker STINSON	FR	29:14.35	3/25/11	0.8	0.22	1.02	
▶ H110	21	David KLECH	SR	13.82	4/13/11	2.5	0.36	2.86	
▶ H110	45	Eric HERSEY	JR	14.04w	4/22/11	0.125	0.00	0.13	
▶ Steeple	1	Steve FINLEY	SR	8:36.98	5/1/11	30	2.86	32.86	
▶ HJ	30	Justin FRICK	SR	2.14m	7-¾	4/9/11	0.7	0.14	0.84
▶ HJ	43	Danny MARCONI	JR	2.12m	6-11½	0.175	0.00	0.17	
▶ TJ	15	Brian SCHAUDT	JR	15.77mw	51-9	4/22/11	6	0.48	6.48
▶ HT	14	Jordan STRAY	SR	65.28m	214-2	4/9/11	7	0.67	7.67
▶ JAV	24	Alex WOLFF	SR	70.50m	231-3	4/9/11	1	0.17	1.17
▶ DEC	17	David KLECH	SR	7,533	4/13/11	4.5	0.64	5.14	
Team Total								96.61	

22



Auburn

Southeastern Conference

▼ 3

Event	Scrd As	Athlete	Yr	Scored Mark	Date	Pl. Pts.	Bonus	TOTAL
Scored bests come from CURRENT season								
▶ 100m	13	Harry ADAMS	JR	10.21	4/1/11	8	0.77	8.77
▶ 100m	13	Keenan BROCK	FR	10.21	4/1/11	8	0.77	8.77
▶ 200m	19	Harry ADAMS	JR	20.74	3/26/11	3.5	0.45	3.95
▶ 200m	23	Keenan BROCK	FR	20.77	4/15/11	1.5	0.35	1.85
▶ 5000m	15	Ben CHERUIYOT	JR	13:41.80	4/15/11	6	0.67	6.67
▶ 10k	30	Ben CHERUIYOT	JR	29:18.58	4/28/11	0.7	0.16	0.86
▶ 4x100	23	Fly, Adams, Porter, Brock		40.02	4/15/11	1.5	0.41	1.91
▶ HJ	7	DJ SMITH	FR	2.22m 7-3¼	4/27/11	18	1.40	19.40
▶ SP	3	Stephen SAENZ	FR	19.38m 63-7	4/15/11	26	2.78	28.78
▶ SP	41	Marcus POPENFOOSE	FR	17.64m 57-10½	4/15/11	0.225	0.00	0.22
▶ DISC	26	Stephen SAENZ	FR	55.92m 183-5	3/26/11	0.9	0.13	1.03
Team Total								82.22

"Scrd As", short for "Scored As", Standing used for place points portion of performance's score combining preseason data (when applied) to current season data

Numbers in BLACK are both the performance's actual NCAA rank AND "scored as" rank Numbers in RED indicate actual NCAA rank does not exist or is worse than "scored as" rank Numbers in BLUE indicate actual NCAA rank is better than "scored as" rank

USTFCCCA Non-Member

Non-Member Schools Will NOT be ranked, beginning Week 2



2011 Outdoor Track & Field, Week #5

Only those who score >0.01 pts are shown
D denotes multiple-event rule in affect

MEN

23



UCLA

Pacific-10 Conference

▲ 10

Event	Scrd As	Athlete	Yr	Scored Mark	Date	Pl. Pts.	Bonus	TOTAL	
Scored bests come from CURRENT season									
▶ 200m	23	Maxwell DYCE	SO	20.77w	3/25/11	1.5	0.35	1.85	
▶ 200m	56	Karlton ROLLE	JR	20.97w	3/25/11		0.02	0.02	
▶ 800m	13	Cory PRIMM	SR	1:48.18	4/30/11	8	0.81	8.81	
▶ H400	24	David KLARER	SO	51.45	4/30/11	1	0.29	1.29	
▶ H400	50	Brian LAW	JR	51.95	3/25/11	0.01	0.01	0.02	
▶ Steeple	50	Jake MATTHEWS	SR	8:57.76	4/30/11	0.01	0.00	0.01	
▶ 4x100	12	Frasier, Rolle, Dyce, Carroll		39.78	3/25/11	9	0.63	9.63	
▶ HJ	48	Taylor HOBSON	JR	2.11m	6-11	4/7/11	0.05	0.00	0.05
▶ PV	10	Greg WOEPSE	SR	5.35m	17-6½	4/17/11	12	0.94	12.94
▶ PV	20	Casey DICESARE	JR	5.25m	17-2¾	3/25/11	3	0.28	3.28
▶ TJ	7	Jonathan CLARK	SR	16.17m	53-¾	4/7/11	18	1.48	19.48
▶ DISC	15	Bo TAYLOR	SR	56.88m	186-7	4/22/11	6	0.51	6.51
▶ DISC	37	Tom NAGENGAST	JR	54.48m	178-9	3/25/11	0.35	0.00	0.35
▶ HT	11	Alec FALDERMEYER	FR	66.58m	218-5	4/30/11	10	1.04	11.04
▶ DEC	43	Dominic GIOVANNONI	SO	7,192	4/7/11	0.175	0.00	0.17	
Team Total								75.46	

25



New Mexico

Mountain West Conference

▲ 1

Event	Scrd As	Athlete	Yr	Scored Mark	Date	Pl. Pts.	Bonus	TOTAL	
Scored bests come from CURRENT season									
▶ 1500m	9	David BISHOP	SR	3:41.12	4/14/11	14	1.27	15.27	
▶ 1500m	25	Ross MILLINGTON	SO	3:42.90	4/7/11	0.95	0.42	1.37	
▶ 1500m	33	Rory FRASER	SR	3:44.12	4/7/11	0.55	0.15	0.70	
▶ 5000m	9	Rory FRASER	SR	13:39.37	4/14/11	D 14	0.92	2.92	
▶ 5000m	18	Ross MILLINGTON	SO	13:44.10	4/14/11	4	0.50	4.50	
▶ 5000m	50	Keith GERRARD	SR	13:58.33	4/14/11	0.01	0.00	0.01	
▶ 10k	4	Keith GERRARD	SR	28:27.03	5/1/11	24	1.60	25.60	
▶ 10k	8	Rory FRASER	SR	28:41.01	5/1/11	16	1.04	17.04	
▶ HJ	37	Django LOVETT	FR	2.13m	6-11½	4/15/11	0.35	0.02	0.37
▶ LJ	37	Kendall SPENCER	FR	7.52m	24-8½	4/15/11	0.35	0.00	0.35
▶ TJ	29	Warrick CAMPBELL	FR	15.54mw	51-0	4/1/11	0.75	0.11	0.86
▶ DEC	25	Richard YORK	SO	7,389	4/6/11	0.95	0.17	1.12	
Team Total								70.11	

26



Alabama

Southeastern Conference

▲ 2

Event	Scrd As	Athlete	Yr	Scored Mark	Date	Pl. Pts.	Bonus	TOTAL	
Scored bests come from CURRENT season									
▶ 200m	3	Kirani JAMES	SO	20.48	4/15/11	26	1.70	27.70	
▶ 400m	3	Kirani JAMES	SO	45.12	4/23/11	D	26	2.29	4.29
▶ 800m	2	Fred SAMOEI	SR	1:45.52	4/14/11	28	3.12	31.12	
▶ 1500m	12	Fred SAMOEI	SR	3:41.61	4/27/11	D	9	1.03	3.03
▶ 1500m	32	Julius BOR	SR	3:43.90	4/14/11	0.6	0.18	0.78	
▶ 5000m	45	Emmanuel BOR	SR	13:55.99	4/14/11	0.125	0.00	0.13	
▶ H110	45	Kamal FULLER	FR	14.04w	4/23/11	0.125	0.00	0.13	
▶ 4x400	28	Extol, James, Onyeukwu, Lynch		3:08.65	4/23/11	0.8	0.28	1.08	
▶ LJ	24	Kamal FULLER	FR	7.64mw	25-¾	4/6/11	1	0.24	1.24
Team Total								69.50	

24



TCU

Mountain West Conference

unch

Event	Scrd As	Athlete	Yr	Scored Mark	Date	Pl. Pts.	Bonus	TOTAL
Scored bests come from CURRENT season								
▶ 100m	10	Charles SILMON	SO	10.19w	4/16/11	12	0.91	12.91
▶ 200m	9	Charles SILMON	SO	20.60	4/16/11	14	1.08	15.08
▶ 200m	43	Mychal DUNGEY	SR	20.89	4/16/11	0.175	0.15	0.33
▶ 400m	10	Mychal DUNGEY	SR	45.64	4/23/11	12	1.15	13.15
▶ 800m	18	Jack OBRIEN	JR	1:48.56	4/16/11	4	0.58	4.58
▶ 800m	34	Sean ZURKO	SR	1:49.34	3/25/11	0.5	0.20	0.70
▶ H110	37	Jordan PITTS	SR	13.99	3/18/11	0.35	0.00	0.35
▶ 4x100	8	Stoneham, Barnes, Dungey, Silmon		39.38	4/6/11	16	1.36	17.36
▶ 4x400	32	Collins, Pitts, Zurko, Love		3:09.19	3/18/11	0.6	0.19	0.79
▶ TJ	14	Cameron PARKER	JR	15.78mw	51-9¾ 4/6/11	7	0.50	7.50
Team Total								72.74

"Scrd As", short for "Scored As", Standing used for place points portion of performance's score combining preseason data (when applied) to current season data

Numbers in BLACK are both the performance's actual NCAA rank AND "scored as" rank Numbers in RED indicate actual NCAA rank does not exist or is worse than "scored as" rank Numbers in BLUE indicate actual NCAA rank is better than "scored as" rank

USTFCCCA Non-Member

Non-Member Schools Will NOT be ranked, beginning Week 2



2011 Outdoor Track & Field, Week #5

Only those who score >0.01 pts are shown
D denotes multiple-event rule in affect

MEN

27



Arizona State

Pacific-10 Conference

▼ 2

Event	Scrd As	Athlete	Yr	Scored Mark	Date	Pl. Pts.	Bonus	TOTAL	
Scored bests come from CURRENT season									
▶ 100m	5	Ryan MILUS	FR	10.07w	4/22/11	22	1.95	23.95	
▶ 100m	43	Daniel AUBERRY	JR	10.39w	4/22/11	0.175	0.01	0.19	
▶ 200m	45	Ryan MILUS	FR	20.91	4/22/11	0.125	0.12	0.24	
▶ 400m	23	Kelsey CAESAR	JR	46.29	4/30/11	1.5	0.34	1.84	
▶ 400m	38	William HENRY	FR	46.62	4/30/11	0.3	0.10	0.40	
▶ 800m	15	Mason MCHENRY	JR	1:48.44	3/25/11	6	0.65	6.65	
▶ 5000m	38	Nick HAPPE	FR	13:54.15	4/14/11	0.3	0.00	0.30	
▶ 5000m	49	Darius TERRY	JR	13:57.27	4/14/11	0.025	0.00	0.03	
▶ 10k	46	Ben ENGELHARDT	SR	29:33.64	3/25/11	0.1	0.00	0.10	
▶ 4x100	27	Auberry, Battle, Freeman, Milus		40.12	4/30/11	0.85	0.32	1.17	
▶ HJ	15	Bryan MCBRIDE	FR	2.16m	7-1	4/22/11	6	0.39	6.39
▶ TJ	23	Chris BENARD	JR	15.65m	51-4½	4/14/11	1.5	0.29	1.79
▶ SP	7	Jordan CLARKE	SO	18.81m	61-8½	4/7/11	18	1.42	19.42
▶ DISC	18	Jordan CLARKE	SO	56.66m	185-10	4/22/11	4	0.42	4.42
▶ HT	29	Jordan CLARKE	SO	62.00m	203-5	4/22/11	0.75	0.00	0.75
▶ DEC	49	Jamie SANDYS	JR	7,061	3/31/11	0.025	0.00	0.03	
Team Total								67.67	

28



Washington

Pacific-10 Conference

▲ 2

Event	Scrd As	Athlete	Yr	Scored Mark	Date	Pl. Pts.	Bonus	TOTAL	
Scored bests come from CURRENT season									
▶ 100m	30	James ALAKA	SO	10.34	4/14/11	0.7	0.18	0.88	
▶ 400m	40	Maurice MCNEAL	FR	46.63	4/29/11	0.25	0.09	0.34	
▶ 800m	56	Gareth GILNA	SO	1:49.83	4/29/11		0.05	0.05	
▶ 1500m	46	James CAMERON	SO	3:44.90	4/14/11	0.1	0.02	0.12	
▶ 5000m	30	Colton TULLY-DOYLE	SR	13:47.25	3/25/11	0.7	0.34	1.04	
▶ 5000m	35	James CAMERON	JR	13:51.83	3/25/11	0.45	0.11	0.56	
▶ Steeple	48	Michael MILLER	SO	8:57.32	4/29/11	0.05	0.02	0.07	
▶ 4x100	20	McNeal, Alaka, Dunn, Hamilton		39.93	4/29/11	3	0.49	3.49	
▶ PV	1	Scott ROTH	SR	5.72m	18-9¼	4/14/11	30	6.23	36.23
▶ TJ	29	Kasen COVINGTON	FR	15.54mw	51-0	4/22/11	0.75	0.11	0.86
▶ DISC	48	Conner LARNED	JR	53.78m	176-5	4/16/11	0.05	0.00	0.05
▶ HT	39	Angus TAYLOR	JR	61.32m	201-2	4/14/11	0.275	0.00	0.28
▶ JAV	11	Joe ZIMMERMAN	SO	73.09m	239-9	4/29/11	10	0.84	10.84
▶ JAV	15	Kyle NIELSEN	SR	72.89m	239-1	4/29/11	6	0.76	6.76
▶ JAV	34	James BROOKMAN	SO	69.24m	227-2	4/29/11	0.5	0.00	0.50
Scored bests come from PRE-SEASON DATA									
▶ DEC	18	Jeremy TAIWO	JR	7,521	5/15/10	4	0.60	4.60	
Team Total						66.68			

"Scrd As", short for "Scored As", Standing used for place points portion of performance's score combining preseason data (when applied) to current season data

Numbers in BLACK are both the performance's actual NCAA rank AND "scored as" rank Numbers in RED indicate actual NCAA rank does not exist or is worse than "scored as" rank Numbers in BLUE indicate actual NCAA rank is better than "scored as" rank

USTFCCCA Non-Member

Non-Member Schools Will NOT be ranked, beginning Week 2



2011 Outdoor Track & Field, Week #5

Only those who score >0.01 pts are shown
D denotes multiple-event rule in affect

MEN

29



Iowa

Big Ten Conference

unch

Event	Scrd As	Athlete	Yr	Scored Mark		Date	Pl. Pts.	Bonus	TOTAL
Scored bests come from CURRENT season									
▶ 200m	38	Justin AUSTIN	SO	20.87		4/23/11	0.3	0.18	0.48
▶ 400m	31	Steven WILEY	SR	46.48		4/7/11	0.65	0.20	0.85
▶ 800m	11	Erik SOWINSKI	JR	1:48.15		4/2/11	10	0.83	10.83
▶ 800m	41	Adam HAIRSTON	SR	1:49.53		4/7/11	0.225	0.14	0.37
▶ H110	19	Jordan MULLEN	SO	13.79		4/15/11	3.5	0.43	3.93
▶ H110	30	Ethan HOLMES	SO	13.93		4/27/11	0.7	0.13	0.83
▶ H400	16	Ethan HOLMES	SO	51.01		4/27/11	5	0.55	5.55
▶ H400	18	D'Juan RICHARDSON	JR	51.12		4/15/11	4	0.49	4.49
▶ 4x100	17	Mincy, Sayon, Chaney, Austin		39.86		4/7/11	4.5	0.56	5.06
▶ 4x400	15	Willey, Holmes, Sowinski, Barton		3:07.23		4/27/11	6	0.70	6.70
▶ TJ	21	Troy DORIS	JR	15.67m	51-5	4/27/11	2.5	0.32	2.82
▶ HT	46	Matt BANSE	JR	60.73m	199-3	4/27/11	0.1	0.00	0.10
▶ JAV	6	Matt BYERS	SO	74.89m	245-8	4/2/11	20	1.70	21.70
Team Total									63.71

30



North Carolina

Atlantic Coast Conference

▼ 3

Event	Scrd As	Athlete	Yr	Scored Mark	Date	Pl. Pts.	Bonus	TOTAL	
Scored bests come from CURRENT season									
▶ 400m	19	Clayton PARROS	SO	46.17	4/21/11	3.5	0.43	3.93	
▶ 400m	22	Charles COX	SR	46.28	3/25/11	2	0.35	2.35	
▶ 1500m	20	Isaac PRESSON	FR	3:42.59	4/1/11	3	0.55	3.55	
▶ H400	45	Reynaldo RADLIN	SO	51.89	4/21/11	0.125	0.04	0.17	
▶ 4x400	27	Radlin, Parros, Hardesty, Cox		3:08.52	4/1/11	0.85	0.30	1.15	
▶ HJ	9	Donte NALL	SR	2.21m	7-3	4/16/11	14	1.16	15.16
▶ PV	15	Parker SMITH	JR	5.30m	17-4½	4/16/11	6	0.55	6.55
▶ TJ	15	Austin DAVIS	SR	15.77m	51-9	4/21/11	6	0.48	6.48
▶ SP	46	Chris DILORENZO	SO	17.51m	57-5½	4/21/11	0.1	0.00	0.10
▶ DEC	5	Mateo SOSSAH	SR	7,773	4/21/11	22	2.07	24.07	
Team Total								63.51	

31



Illinois

Big Ten Conference

▲ 17

Event	Scrd As	Athlete	Yr	Scored Mark	Date	Pl. Pts.	Bonus	TOTAL
Scored bests come from CURRENT season								
▶ H110	9	Andrew RILEY	JR	13.61	4/2/11	14	1.00	15.00
▶ H400	12	Cody WISSEAD	SR	50.73	4/27/11	9	0.87	9.87
▶ Steeple	11	Kyle ENGNELL	JR	8:48.45	4/14/11	10	0.76	10.76
▶ Steeple	49	Chris DESILVA	JR	8:57.51	4/2/11	0.025	0.01	0.03
▶ 4x100	5	Riley, Shogbuyi, Zinzer, Azie		39.17	4/27/11	22	1.83	23.83
▶ PV	45	Matthew BANE	FR	5.15m	16-10% 4/27/11	0.125	0.00	0.13
Team Total								59.61

32



Kansas State

Big 12 Conference

▲ 3

Event	Scrd As	Athlete	Yr	Scored Mark	Date	Pl. Pts.	Bonus	TOTAL	
Scored bests come from CURRENT season									
▶ 100m	43	Martynas JURGILAS	JR	10.39	3/25/11	0.175	0.01	0.19	
▶ 200m	43	Martynas JURGILAS	JR	20.89	4/13/11	0.175	0.15	0.33	
▶ H110	26	Jeffrey JULMIS	SR	13.87	4/13/11	0.9	0.26	1.16	
▶ H110	32	Mantas SILKAUSKAS	JR	13.94	4/13/11	0.6	0.11	0.71	
▶ HJ	1	Erik KYNARD	SO	2.31m	7-7	4/27/11	30	4.21	34.21
▶ HT	40	Tomaz BOGOVIC	JR	61.22m	200-10	3/25/11	0.25	0.00	0.25
▶ JAV	48	Cory BOULANGER	JR	66.41m	217-10	4/8/11	0.05	0.00	0.05
Scored bests come from PRE-SEASON DATA									
▶ DEC	7	Mantas SILKAUSKAS	JR	7,706	5/16/09	18	1.46	19.46	
▶ DEC	22	Moritz CLEVE	SR	7,429	4/1/10	2	0.30	2.30	
Team Total								58.65	

"Scrd As", short for "Scored As", Standing used for place points portion of performance's score combining preseason data (when applied) to current season data

Numbers in BLACK are both the performance's actual NCAA rank AND "scored as" rank Numbers in RED indicate actual NCAA rank does not exist or is worse than "scored as" rank Numbers in BLUE indicate actual NCAA rank is better than "scored as" rank

USTFCCCA Non-Member

Non-Member Schools Will NOT be ranked, beginning Week 2



2011 Outdoor Track & Field, Week #5

Only those who score >0.01 pts are shown
D denotes multiple-event rule in affect

MEN

33



Air Force

Mountain West Conference

▲27

Event	Scrd As	Athlete	Yr	Scored Mark	Date	Pl. Pts.	Bonus	TOTAL
Scored bests come from CURRENT season								
1500m	19	Justin TYNER	SR	3:42.51	4/7/11	D 3.5	0.59	2.59
10k	44	Jeremy DRENCKHAHN	SO	29:30.90	3/25/11	0.15	0.00	0.15
Steeple	2	Justin TYNER	SR	8:37.54	5/1/11	28	2.74	30.74
PV	5	Cale SIMMONS	SO	5.38m 17-7½	4/22/11	22	1.25	23.25
DISC	50	James COLE	JR	53.70m 176-2	5/1/11	0.01	0.00	0.01
HT	32	Robert DRYE	JR	61.85m 202-11	3/19/11	0.6	0.00	0.60
JAV	47	Conner VAN FOSSEN	SR	66.88m 219-5	5/1/11	0.075	0.00	0.08
DEC	26	Noah PALICIA	SR	7,385	4/13/11	0.9	0.16	1.06

Team Total 58.48

34



California

Pacific-10 Conference

▼2

Event	Scrd As	Athlete	Yr	Scored Mark	Date	Pl. Pts.	Bonus	TOTAL
Scored bests come from CURRENT season								
1500m	16	Michael COE	SR	3:42.29	4/23/11	5	0.70	5.70
H110	8	Ray STEWART	JR	13.55	4/23/11	16	1.26	17.26
Steeple	41	Steve SODARO	SR	8:55.27	4/16/11	0.225	0.15	0.37
HJ	37	Brian CARMICHAEL	JR	2.13m 6-11½	5/1/11	0.35	0.02	0.37
LJ	42	Chase WHEELER	FR	7.50mw 24-7½	4/16/11	0.2	0.00	0.20
TJ	37	Hammed SULEMAN	SO	15.48m 50-9½	3/25/11	0.35	0.01	0.36
SP	34	Patrick KOWALSKY	SR	17.71m 58-1½	4/16/11	0.5	0.03	0.53
DEC	1	Michael MORRISON	SR	7,921	4/6/11	30	3.49	33.49

Team Total 58.29

35



Ohio State

Big Ten Conference

▼1

Event	Scrd As	Athlete	Yr	Scored Mark	Date	Pl. Pts.	Bonus	TOTAL
Scored bests come from CURRENT season								
400m	14	Thomas MURDAUGH	JR	45.81	4/2/11	7	0.90	7.90
1500m	43	Cory LESLIE	JR	3:44.60	4/23/11	0.175	0.07	0.25
5000m	43	Jake EDWARDS	SR	13:55.53	5/1/11	0.175	0.00	0.17
H110	40	Demoye BOGLE	FR	14.01	4/27/11	0.25	0.00	0.25
H400	25	Marcus BROOKS	SO	51.59	4/2/11	0.95	0.21	1.16
Steeple	20	Cory LESLIE	JR	8:51.06	4/23/11	3	0.42	3.42
4x400	12	Brooks, Roberts, Smith, Murdaugh		3:07.13	4/23/11	9	0.74	9.74

U	5	Mike HARTFIELD	JR	7.95mw 26-1	4/27/11	22	1.53	23.53
U	23	Korbin SMITH	SO	7.65mw 25-1½	4/2/11	1.5	0.27	1.77
U	40	Stephen MACDONALD	JR	7.51mw 24-7½	4/27/11	0.25	0.00	0.25
TJ	24	Mike HARTFIELD	JR	15.63m 51-3½	4/2/11	1	0.25	1.25
SP	20	Matt DECHANT	JR	18.09m 59-4½	4/2/11	3	0.43	3.43
HT	32	Max MAYS	JR	61.85m 202-11	4/2/11	0.6	0.00	0.60
DEC	46	Heath NICKLES	SO	7,140	4/22/11	0.1	0.00	0.10

Team Total 53.83

36



Eastern Illinois

Ohio Valley Conference

▲2

Event	Scrd As	Athlete	Yr	Scored Mark	Date	Pl. Pts.	Bonus	TOTAL
Scored bests come from CURRENT season								
100m	8	Zye BOEY	JR	10.15w	3/31/11	16	1.18	17.18
200m	10	Zye BOEY	JR	20.66	3/31/11	12	0.77	12.77
PV	5	Michael VIKEN	FR	5.38m 17-7½	4/9/11	22	1.25	23.25
LJ	37	Tyler CARTER	JR	7.52mw 24-8½	4/27/11	0.35	0.00	0.35

Team Total 53.56

"Scrd As", short for "Scored As", Standing used for place points portion of performance's score combining preseason data (when applied) to current season data

Numbers in BLACK are both the performance's actual NCAA rank AND "scored as" rank Numbers in RED indicate actual NCAA rank does not exist or is worse than "scored as" rank Numbers in BLUE indicate actual NCAA rank is better than "scored as" rank

USTFCCCA Non-Member

Non-Member Schools Will NOT be ranked, beginning Week 2



2011 Outdoor Track & Field, Week #5

Only those who score >0.01 pts are shown
D denotes multiple-event rule in affect

MEN

37



UT Arlington

Southland Conference

▲ 4

Event	Scrd As	Athlete	Yr	Scored Mark	Date	Pl. Pts.	Bonus	TOTAL
Scored bests come from CURRENT season								
▶ 100m	19	Cordero GRAY	SR	10.24	4/6/11	3.5	0.56	4.06
▶ 200m	51	Cordero GRAY	SR	20.94w	3/26/11		0.07	0.07
▶ 4x100	13	Pettis, Gray, Lewis, Vaughn		39.80	4/27/11	8	0.61	8.61
▶ PV	27	Jeff RODRIGUEZ	SO	5.20m 17-¾	4/27/11	0.85	0.01	0.86
▶ LJ	28	Lionel MUNGWARI	SO	7.60mw 24-11½	4/23/11	0.8	0.11	0.91
▶ SP	19	Casey KEETER	SR	18.12m 59-5½	3/26/11	3.5	0.46	3.96
▶ JAV	37	Ivan STORIC	SO	68.07m 223-4	3/18/11	0.35	0.00	0.35
▶ DEC	2	Romain MARTIN	SO	7,867	4/6/11	28	2.97	30.97
Team Total								49.81

38



Oral Roberts

The Summit League

▼ 1

Event	Scrd As	Athlete	Yr	Scored Mark	Date	Pl. Pts.	Bonus	TOTAL
Scored bests come from CURRENT season								
▶ H400	48	Jeffery GIBSON	SO	51.91	4/6/11	0.05	0.03	0.08
▶ 4x400	19	Roberts, Williams, Chafausipo, Gibson		3:07.71	4/2/11	3.5	0.54	4.04
▶ PV	2	Jack WHITT	SO	5.60m 18-4½	4/6/11	28	4.36	32.36
▶ PV	20	Dustin GEHRKE	SO	5.25m 17-2¾	4/2/11	3	0.28	3.28
▶ LJ	13	Clive CHAFAUSIPO	JR	7.83m 25-8¾	4/2/11	8	0.83	8.83
▶ TJ	28	Fredrick BROWN	SR	15.59mw 51-1¾	4/6/11	0.8	0.19	0.99
Team Total								49.58

39



Wisconsin

Big Ten Conference

▼ 17

Event	Scrd As	Athlete	Yr	Scored Mark	Date	Pl. Pts.	Bonus	TOTAL
Scored bests come from CURRENT season								
▶ 200m	54	Kyle JEFFERSON	JR	20.96w	4/16/11		0.03	0.03
▶ 800m	24	Zach MELLON	FR	1:48.91	4/14/11	1	0.37	1.37
▶ 800m	31	Zach BETH	SR	1:49.13	4/14/11	0.65	0.27	0.92
▶ 1500m	23	Rob FINNERTY	SO	3:42.79	4/14/11	1.5	0.46	1.96
▶ 1500m	27	Luke RUCKS	SR	3:43.27	4/14/11	0.85	0.30	1.15
▶ 1500m	42	Reed CONNOR	FR	3:44.52	4/14/11	0.2	0.08	0.28
▶ 5000m	23	Mohammed AHMED	SO	13:44.98	4/14/11	1.5	0.46	1.96
▶ 10k	11	Elliot KRAUSE	SO	28:43.34	4/14/11	10	0.97	10.97
▶ Steeple	16	Drew SHIELDS	SO	8:49.12	4/14/11	5	0.67	5.67
▶ Steeple	42	Alexander BRILL	FR	8:55.47	4/14/11	0.2	0.14	0.34
▶ PV	27	Mickey DEFILIPPO	JR	5.20m 17-¾	4/8/11	0.85	0.01	0.86
▶ DISC	6	Danny BLOCK	FR	58.65m 192-5	4/22/11	20	1.55	21.55
▶ JAV	39	Rob DEHN	SR	67.77m 222-4	3/17/11	0.275	0.00	0.28
▶ DEC	34	Derek STEINBACH	JR	7,310	4/22/11	0.5	0.00	0.50

Scored bests come from PRE-SEASON DATA

▶ DEC	30	Dave GRZESIAK	JR	7,364	5/14/10	0.7	0.09	0.79
Team Total								48.61

40



Washington State

Pacific-10 Conference

▲ 6

Event	Scrd As	Athlete	Yr	Scored Mark	Date	Pl. Pts.	Bonus	TOTAL
Scored bests come from CURRENT season								
▶ 800m	14	Joe ABBOTT	JR	1:48.23	4/29/11	7	0.78	7.78
▶ H110	25	Jeshua ANDERSON	SR	13.86w	4/2/11	0.95	0.28	1.23
▶ H400	2	Jeshua ANDERSON	SR	49.33	4/2/11	28	2.90	30.90
▶ H400	21	J HOPKINS	JR	51.23	4/2/11	2.5	0.42	2.92
▶ H400	30	Dana WELLS	SO	51.67	4/14/11	0.7	0.17	0.87
▶ 4x100	24	Hornsby, Washington, Blanshan, Murray		40.08	4/29/11	1	0.36	1.36
▶ 4x400	21	Dawson, Washington, Sealby, Anderson		3:07.87	4/14/11	2.5	0.49	2.99
▶ HJ	48	Deonta EDWARDS	JR	2.11m 6-11	4/29/11	0.05	0.00	0.05
▶ HJ	48	Jovan VUKICEVIC	JR	2.11m 6-11	4/29/11	0.05	0.00	0.05
▶ SP	38	Joe BARTLETT	JR	17.66m 57-11¾	4/29/11	0.3	0.00	0.30
Team Total								48.45

"Scrd As", short for "Scored As", Standing used for place points portion of performance's score combining preseason data (when applied) to current season data

Numbers in BLACK are both the performance's actual NCAA rank AND "scored as" rank Numbers in RED indicate actual NCAA rank does not exist or is worse than "scored as" rank Numbers in BLUE indicate actual NCAA rank is better than "scored as" rank

USTFCCCA Non-Member

Non-Member Schools Will NOT be ranked, beginning Week 2



2011 Outdoor Track & Field, Week #5

Only those who score >0.01 pts are shown
D denotes multiple-event rule in affect

MEN

41



Oklahoma State

Big 12 Conference

▲21

Event	Scrd As	Athlete	Yr	Scored Mark	Date	Pl. Pts.	Bonus	TOTAL
Scored bests come from CURRENT season								
1500m	15	Thomas FARRELL	SO	3:42.23	4/22/11	D 6	0.73	2.73
1500m	21	Raul BOTEZAN	SO	3:42.68	5/1/11	2.5	0.51	3.01
1500m	35	German FERNANDEZ	SO	3:44.18	5/1/11	0.45	0.14	0.59
5000m	2	Thomas FARRELL	SO	13:26.59	5/1/11	28	2.69	30.69
10k	12	Colby LOWE	JR	28:45.91	3/25/11	9	0.88	9.88
Team Total								46.90

42



Northern Arizona

Big Sky Conference

▲32

Event	Scrd As	Athlete	Yr	Scored Mark	Date	Pl. Pts.	Bonus	TOTAL
Scored bests come from CURRENT season								
1500m	14	Diego ESTRADA	JR	3:41.80	4/14/11	D 7	0.94	2.94
5000m	3	Diego ESTRADA	JR	13:26.94	5/1/11	26	2.63	28.63
10k	20	Ahmed OSMAN	JR	28:57.67	3/25/11	3	0.50	3.50
10k	49	Tim FRERIKS	SO	29:35.80	4/14/11	0.025	0.00	0.03
DISC	13	Andres ROSSINI	SR	57.41m 188-4	4/30/11	8	0.72	8.72
HT	31	Pascal TANG	JR	61.88m 203-0	4/30/11	0.65	0.00	0.65
Team Total								44.47

43



Sam Houston State

Southland Conference

▲6

Event	Scrd As	Athlete	Yr	Scored Mark	Date	Pl. Pts.	Bonus	TOTAL
Scored bests come from CURRENT season								
400m	50	Darryl HAYES	JR	46.84	3/25/11	0.01	0.00	0.01
HJ	48	Louis HEDGEMAN	FR	2.11m 6-11	3/19/11	0.05	0.00	0.05
LI	17	Artis EDWARDS	JR	7.73mw 25-4½	4/30/11	4.5	0.52	5.02
LI	48	Henry JORDAN III	JR	7.49m 24-7	4/15/11	0.05	0.00	0.05
TJ	24	Artis EDWARDS	JR	15.63mw 51-3½	4/30/11	1	0.25	1.25
TJ	45	Karique STEPHEN	SO	15.38mw 50-5½	4/15/11	0.125	0.00	0.13
SP	45	Jacob SHULTZ	SO	17.55m 57-7	4/30/11	0.125	0.00	0.13
HT	5	Chris CRALLE	SR	68.27m 223-11	3/19/11	22	1.75	23.75
DEC	10	Matthew JOHNSON	JR	7,686	4/6/11	12	1.33	13.33
Team Total								43.71

44



Kentucky

Southeastern Conference

▲10

Event	Scrd As	Athlete	Yr	Scored Mark	Date	Pl. Pts.	Bonus	TOTAL
Scored bests come from CURRENT season								
800m	4	Sharif WEBB	SR	1:47.19	4/1/11	24	1.53	25.53
H110	17	Keith HAYES	JR	13.76	4/27/11	4.5	0.50	5.00
Steeple	27	Luis ORTA	JR	8:52.62	5/1/11	0.85	0.32	1.17
LI	31	Keenan HALL	SR	7.58m 24-10½	4/9/11	0.65	0.05	0.70
TJ	20	Keenan HALL	SR	15.72m 51-7	4/27/11	3	0.40	3.40
DISC	14	Colin BOEVERS	SR	57.26m 187-10	4/1/11	7	0.66	7.66
Team Total								43.46

45




Liberty

Big South Conference

▼6

Event	Scrd As	Athlete	Yr	Scored Mark	Date	Pl. Pts.	Bonus	TOTAL
Scored bests come from CURRENT season								
10k	3	Sam CHELANGA	SR	28:15.64	3/25/11	26	2.17	28.17
Steeple	29	Evans KIGEN	SR	8:53.32	4/21/11	0.75	0.27	1.02
PV	10	Kolby SHEPHERD	JR	5.35m 17-6½	4/6/11	12	0.94	12.94
SP	38	Ryan SMITH	JR	17.66m 57-11½	4/1/11	0.3	0.00	0.30
JAV	31	Elliott GALEONE	SR	69.93m 229-5	4/21/11	0.65	0.03	0.68
Scored bests come from PRE-SEASON DATA								
DEC	47	Geren WOODBRIDGE	SR	7,112	4/2/10	0.075	0.00	0.08
Team Total								43.18

46



Clemson

Atlantic Coast Conference

▼3

Event	Scrd As	Athlete	Yr	Scored Mark	Date	Pl. Pts.	Bonus	TOTAL
Scored bests come from CURRENT season								
100m	33	Justin MURDOCK	JR	10.35	4/6/11	0.55	0.15	0.70
800m	42	Chris SLATE	JR	1:49.54	4/21/11	0.2	0.14	0.34
H110	11	Spencer ADAMS	SO	13.62w	4/6/11	10	0.95	10.95
4x400	13	Murdock, Jackson, Rispres, Moss		3:07.17	4/21/11	8	0.72	8.72
SP	21	Alex PADGETT	SR	18.00m 59-¾	4/21/11	2.5	0.34	2.84
DEC	7	Miller MOSS	SR	7,706	4/21/11	18	1.46	19.46
Team Total								43.01

"Scrd As", short for "Scored As", Standing used for place points portion of performance's score combining preseason data (when applied) to current season data

Numbers in BLACK are both the performance's actual NCAA rank AND "scored as" rank Numbers in RED indicate actual NCAA rank does not exist or is worse than "scored as" rank Numbers in BLUE indicate actual NCAA rank is better than "scored as" rank

USTFCCCA Non-Member

Non-Member Schools Will NOT be ranked, beginning Week 2



2011 Outdoor Track & Field, Week #5

Only those who score >0.01 pts are shown
D denotes multiple-event rule in affect

MEN

47



Houston

Conference USA

▼ 7

Event	Scrd As	Athlete	Yr	Scored Mark		Date	Pl. Pts.	Bonus	TOTAL
Scored bests come from CURRENT season									
▶ 400m	15	Errol NOLAN	SO	45.89		4/14/11	6	0.78	6.78
▶ 400m	23	Kelvin FURLOUGH	JR	46.29		4/14/11	1.5	0.34	1.84
▶ Steeple	23	Wesley RUTTOH	JR	8:51.99		4/14/11	1.5	0.36	1.86
▶ 4x400	22	Furlough, Irabor, Hughey, Nolan		3:08.09		4/14/11	2	0.41	2.41
▶ PV	19	Alex BENTLEY	SR	5.26m	17-3	4/23/11	3.5	0.33	3.83
▶ TJ	8	Chris CARTER	SR	16.11mw	52-10%	4/6/11	16	1.29	17.29
▶ TJ	34	Lamar DELANEY	SR	15.50m	50-10%	3/19/11	0.5	0.04	0.54
▶ DEC	14	Wesley BRAY	SR	7,571		4/6/11	7	0.77	7.77
Team Total									42.32

48



Minnesota

Big Ten Conference

▼ 17

Event	Scrd As	Athlete	Yr	Scored Mark	Date	Pl. Pts.	Bonus	TOTAL
Scored bests come from CURRENT season								
▶ 800m	16	Harun ABDA	SO	1:48.54	4/7/11	5	0.59	5.59
▶ 800m	24	David PACHUTA	JR	1:48.91	4/23/11	1	0.37	1.37
▶ 800m	49	Travis BURKSTRAND	SO	1:49.70	4/14/11	0.025	0.09	0.12
▶ 800m	53	Nick HUTTON	SO	1:49.77	4/14/11		0.07	0.07
▶ 800m	58	Max HANSON	SR	1:49.84	4/14/11		0.05	0.05
▶ 5000m	24	Hassan MEAD	JR	13:45.68	4/14/11	1	0.42	1.42
▶ 10k	27	Mike TORCHIA	SR	29:13.20	4/14/11	0.85	0.24	1.09
▶ 10k	34	Pieter GAGNON	SO	29:24.11	4/14/11	0.5	0.07	0.57
▶ PV	5	Ben PETERSON	SR	5.38m 17-7½	4/23/11	22	1.25	23.25
▶ PV	27	Brock SPANDL	SR	5.20m 17-¾	4/13/11	0.85	0.01	0.86
▶ SP	40	Trey DAVIS	JR	17.65m 57-11	4/27/11	0.25	0.00	0.25
▶ SP	49	Aaron STUDDT	SR	17.49m 57-4¾	4/2/11	0.025	0.00	0.03
▶ HT	17	Micah HEGERLE	SO	64.85m 212-9	3/18/11	4.5	0.57	5.07
▶ HT	28	Quentin MEGE	SO	62.01m 203-5	4/7/11	0.8	0.00	0.80
▶ DEC	28	Brock SPANDL	SR	7,384	4/13/11	0.8	0.15	0.95
▶ DEC	37	Jack SZMANDA	SO	7,286	4/13/11	0.35	0.00	0.35
Scored bests come from PRE-SEASON DATA								
▶ DEC	44	Joey SCHWECKE	SR	7,169	4/21/10	0.15	0.00	0.15
Team Total								42.00

49



Colorado

Big 12 Conference

▼ 13

Event	Scrd As	Athlete	Yr	Scored Mark	Date	Pl. Pts.	Bonus	TOTAL	
Scored bests come from CURRENT season									
▶ 100m	46	Joe MORRIS	SO	10.40	4/8/11	0.1	0.00	0.10	
▶ 200m	56	Joe MORRIS	SO	20.97	3/18/11		0.02	0.02	
▶ 1500m	37	Richard MEDINA	JR	3:44.25	4/8/11	0.35	0.13	0.48	
▶ 5000m	7	Joe BOSSHARD	SO	13:34.57	5/1/11	18	1.44	19.44	
▶ 5000m	14	Andy WACKER	JR	13:41.49	5/1/11	7	0.70	7.70	
▶ 5000m	17	Matt TEBO	SR	13:44.03	4/14/11	4.5	0.50	5.00	
▶ 5000m	20	Richard MEDINA	JR	13:44.34	4/14/11	3	0.49	3.49	
▶ 10k	23	Joe BOSSHARD	SO	29:10.85	3/25/11	1.5	0.28	1.78	
▶ 10k	24	Andy WACKER	JR	29:10.89	3/25/11	1	0.28	1.28	
▶ 10k	29	Richard MEDINA	JR	29:14.91	3/25/11	0.75	0.22	0.97	
▶ 10k	42	Matt TEBO	SR	29:30.09	3/25/11	0.2	0.00	0.20	
▶ Steeple	25	Aric VANHALEN	JR	8:52.53	5/1/11	0.95	0.32	1.27	
▶ JAV	43	Brian OWENS	SO	67.37m	221-0	4/8/11	0.175	0.00	0.17
Team Total								41.91	

50



Missouri

Big 12 Conference

▲ 1

Event	Scrd As	Athlete	Yr	Scored Mark	Date	Pl. Pts.	Bonus	TOTAL
Scored bests come from CURRENT season								
▶ 100m	37	Tre CHAMBERS	FR	10.37w	4/8/11	0.35	0.08	0.43
▶ 800m	37	Aaron DIXON	SR	1:49.46	4/27/11	0.35	0.17	0.52
▶ H400	46	Chris DAVIS	SR	51.90	4/23/11	0.1	0.04	0.14
▶ PV	9	Brian HANCOCK	SR	5.36m 17-7	4/8/11	14	1.04	15.04
▶ SP	36	Brooks MOSIER	SO	17.68m 58-¾	4/28/11	0.4	0.00	0.40
▶ HT	23	Chris HOLLY	SR	63.32m 207-9	4/27/11	1.5	0.25	1.75
▶ DEC	6	Lars RISE	SR	7,770	4/13/11	20	2.04	22.04
Team Total								40.31

"Scrd As", short for "Scored As", Standing used for place points portion of performance's score combining preseason data (when applied) to current season data

Numbers in BLACK are both the performance's actual NCAA rank AND "scored as" rank Numbers in RED indicate actual NCAA rank does not exist or is worse than "scored as" rank Numbers in BLUE indicate actual NCAA rank is better than "scored as" rank

USTFCCCA Non-Member

Non-Member Schools Will NOT be ranked, beginning Week 2



2011 Outdoor Track & Field, Week #5

Only those who score >0.01 pts are shown
D denotes multiple-event rule in affect

MEN

51



UTEP

Conference USA

▲ 1

Event	Scrd As	Athlete	Yr	Scored Mark		Date	Pl. Pts.	Bonus	TOTAL
Scored bests come from CURRENT season									
▶ 1500m	40	Elkana ROTICH	SO	3:44.36		4/15/11	0.25	0.11	0.36
▶ 4x100	11	Adeniyen, Mutege, Dillihunt, Wright		39.76		4/15/11	10	0.66	10.66
▶ 4x400	20	Adeniyen, Mutege, Dillihunt, Kock		3:07.80		4/27/11	3	0.51	3.51
▶ HT	6	Dimitrios FYLLADITAKIS	SR	67.97m	223-0	3/26/11	20	1.62	21.62
▶ JAV	33	Richard OLSSON	SO	69.26m	227-2	4/15/11	0.55	0.00	0.55
Team Total									36.71

52



Akron

Mid-American Conference

▼ 5

Event	Scrd As	Athlete	Yr	Scored Mark	Date	Pl. Pts.	Bonus	TOTAL	
Scored bests come from CURRENT season									
▶ 800m	10	Willie BROWN	SO	1:48.13	4/23/11	12	0.84	12.84	
▶ H110	35	Tyshaun PEOPLES	JR	13.96w	4/23/11	0.45	0.06	0.51	
▶ H400	50	KC LACROSS	SR	51.95	4/23/11	0.01	0.01	0.02	
▶ PV	27	Michael UHLE	SR	5.20m	17-¾	4/6/11	0.85	0.01	0.86
▶ LJ	9	Collister FAHIE	SR	7.91m	25-11½	4/6/11	14	1.29	15.29
▶ LJ	20	Tyshaun PEOPLES	JR	7.67mw	25-2	4/23/11	3	0.33	3.33
Scored bests come from PRE-SEASON DATA									
▶ DEC	21	Bjorn JOHANSSON	JR	7,432	4/14/10	2.5	0.31	2.81	
Team Total								35.67	

53



Virginia

Atlantic Coast Conference

▼ 3

Event	Scrd As	Athlete	Yr	Scored Mark	Date	Pl. Pts.	Bonus	TOTAL	
Scored bests come from CURRENT season									
▶ 800m	28	Anthony KOSTELAC	FR	1:49.02	4/21/11	0.8	0.30	1.10	
▶ 800m	36	Lance ROLLER	JR	1:49.44	4/21/11	0.4	0.17	0.57	
▶ 800m	46	Robby ANDREWS	SO	1:49.59	4/9/11	0.1	0.13	0.23	
▶ 1500m	6	Robby ANDREWS	SO	3:40.77	4/21/11	20	1.45	21.45	
▶ 1500m	41	Brett JOHNSON	SO	3:44.44	4/9/11	0.225	0.10	0.32	
▶ H110	21	Adams ABDULRAZAAQ	SR	13.82	4/21/11	2.5	0.36	2.86	
▶ Steeple	46	Andrew MEARNES	SR	8:56.41	4/21/11	0.1	0.08	0.18	
▶ HT	47	Vincenzo CHIARIELLO	JR	60.64m	198-11	0.075	0.00	0.08	
▶ JAV	13	Andy FAHRINGER	JR	73.02m	239-7	3/25/11	8	0.81	8.81
Team Total								35.59	

54



UC Irvine

Big West Conference

▲ 5

Event	Scrd As	Athlete	Yr	Scored Mark	Date	Pl. Pts.	Bonus	TOTAL	
Scored bests come from CURRENT season									
▶ 400m	25	Charles JOCK	JR	46.30	4/30/11	0.95	0.34	1.29	
▶ 800m	1	Charles JOCK	JR	1:45.19	4/14/11	30	3.44	33.44	
▶ PV	43	Nick JENNINGS	JR	5.17m	16-11½	4/30/11	0.175	0.00	0.17
Team Total								34.90	

55



Western Kentucky

Sun Belt Conference

unch

Event	Scrd As	Athlete	Yr	Scored Mark	Date	Pl. Pts.	Bonus	TOTAL
Scored bests come from CURRENT season								
▶ 1500m	51	David MOKONE	FR	3:45.03	4/14/11		0.00	0.00
▶ 10k	48	Shadrack KIPCHIRCHIR	SO	29:35.73	4/14/11	0.05	0.00	0.05
▶ JAV	1	Ignacio GUERRA	JR	78.69m	258-2	4/1/11	30	4.14
Team Total								34.19

"Scrd As", short for "Scored As", Standing used for place points portion of performance's score combining preseason data (when applied) to current season data

Numbers in BLACK are both the performance's actual NCAA rank AND "scored as" rank Numbers in RED indicate actual NCAA rank does not exist or is worse than "scored as" rank Numbers in BLUE indicate actual NCAA rank is better than "scored as" rank

USTFCCCA Non-Member

Non-Member Schools Will NOT be ranked, beginning Week 2



2011 Outdoor Track & Field, Week #5

Only those who score >0.01 pts are shown
D denotes multiple-event rule in affect

MEN

56



Duke

Atlantic Coast Conference

▼ 3

Event	Scrd As	Athlete	Yr	Scored Mark	Date	Pl. Pts.	Bonus	TOTAL	
Scored bests come from CURRENT season									
▶ Steeple	7	Ryan MCDERMOTT	SR	8:45.42	4/21/11	18	1.17	19.17	
▶ HJ	43	Tanner ANDERSON	FR	2.12m	6-11½	4/1/11	0.175	0.00	0.17
▶ HJ	43	Michael KRONE	FR	2.12m	6-11½	4/28/11	0.175	0.00	0.17
▶ SP	24	Michael BARBAS	JR	17.86m	58-7¼	4/1/11	1	0.19	1.19
▶ SP	30	Mike SCHALLMO	SR	17.76m	58-3¼	4/21/11	0.7	0.08	0.78
▶ DISC	30	Austin GAMBLE	SO	55.31m	181-5	4/28/11	0.7	0.00	0.70
▶ DISC	31	Mike SCHALLMO	SR	55.27m	181-4	4/21/11	0.65	0.00	0.65
▶ JAV	19	John AUSTIN	SR	71.31m	233-11	4/28/11	3.5	0.37	3.87
▶ DEC	15	Curtis BEACH	FR	7,543	4/21/11	6	0.68	6.68	
Team Total								33.39	

57



Iona

Metro Atlantic Athletic Conference

▲ 64

Event	Scrd As	Athlete	Yr	Scored Mark	Date	Pl. Pts.	Bonus	TOTAL
Scored bests come from CURRENT season								
5000m	37	Leonard KORIR	SR	13:52.59	4/8/11	0.35	0.07	0.42
10k	2	Leonard KORIR	SR	27:29.40	5/1/11	28	4.55	32.55
Team Total								32.97

58



Long Beach State

Big West Conference

▲ 7

Event	Scrd As	Athlete	Yr	Scored Mark	Date	Pl. Pts.	Bonus	TOTAL	
Scored bests come from CURRENT season									
▶ H400	21	Sam JETER	SR	51.23	3/26/11	2.5	0.42	2.92	
▶ H400	32	Christopher LAWSON	JR	51.70	3/26/11	0.6	0.15	0.75	
▶ PV	18	Tyler WALLACE	JR	5.28m	17-3¾	4/16/11	4	0.44	4.44
▶ DISC	21	Cesar PUGA	SR	56.50m	185-4	4/16/11	2.5	0.36	2.86
▶ DISC	44	Colin DUNBAR	SR	54.09m	177-5	4/16/11	0.15	0.00	0.15
▶ HT	8	Colin DUNBAR	SR	66.79m	219-1	4/27/11	16	1.13	17.13
▶ JAV	42	Benjamin WOODRUFF	JR	67.38m	221-0	4/30/11	0.2	0.00	0.20
▶ DEC	19	Nicholas ARMSTRONG	SR	7,478	4/13/11	3.5	0.46	3.96	
Team Total								32.41	

59



Southern Illinois

Missouri Valley Conference

▼ 14

Event	Scrd As	Athlete	Yr	Scored Mark	Date	Pl. Pts.	Bonus	TOTAL	
Scored bests come from CURRENT season									
▶ 10k	9	Jeff SCHIRMER	SR	28:42.71	4/14/11	14	0.99	14.99	
▶ 10k	32	Daniel DUNBAR	JR	29:21.83	4/14/11	0.6	0.11	0.71	
▶ DISC	11	Jake DEITERS	SR	57.59m	188-11	4/1/11	10	0.79	10.79
▶ HT	16	J.C. LAMBERT	JR	64.86m	212-9	3/25/11	5	0.58	5.58
Team Total								32.06	

60




Sacramento State

Big Sky Conference

▲ 3

Event	Scrd As	Athlete	Yr	Scored Mark		Date	Pl. Pts.	Bonus	TOTAL
Scored bests come from CURRENT season									
▶ H110	4	Ronald BROOKINS	SR	13.42		4/14/11	24	1.95	25.95
▶ HJ	21	Emilio HERNANDEZ	SR	2.15m	7-½	3/26/11	2.5	0.27	2.77
▶ LJ	42	Ronald BROOKINS	SR	7.50m	24-7¼	4/14/11	0.2	0.00	0.20
▶ DEC	35	Sam SCHUR	JR	7,292		4/7/11	0.45	0.00	0.45
Team Total									29.37

61



NC State

Atlantic Coast Conference

▲ 59

Event	Scrd As	Athlete	Yr	Scored Mark	Date	Pl. Pts.	Bonus	TOTAL	
Scored bests come from CURRENT season									
▶ 100m	37	TJ GRAHAM	SO	10.37	4/21/11	0.35	0.08	0.43	
▶ 1500m	39	Ryan HILL	SO	3:44.32	4/16/11	0.275	0.12	0.39	
▶ 5000m	5	Ryan HILL	SO	13:31.67	5/1/11	22	1.89	23.89	
▶ 5000m	22	Andrew COLLEY	FR	13:44.79	5/1/11	2	0.47	2.47	
▶ Steeple	26	Brian HIMELRIGHT	SO	8:52.58	5/1/11	0.9	0.32	1.22	
▶ HJ	43	Kris KORNEGAY-GOBER	SO	2.12m	6-11½	4/28/11	0.175	0.00	0.17
Team Total								28.58	

"Scrd As", short for "Scored As", Standing used for place points portion of performance's score combining preseason data (when applied) to current season data

Numbers in BLACK are both the performance's actual NCAA rank AND "scored as" rank Numbers in RED indicate actual NCAA rank does not exist or is worse than "scored as" rank Numbers in BLUE indicate actual NCAA rank is better than "scored as" rank

USTFCCCA Non-Member

Non-Member Schools Will NOT be ranked, beginning Week 2



2011 Outdoor Track & Field, Week #5

Only those who score >0.01 pts are shown
D denotes multiple-event rule in affect

MEN

62



Maryland

Atlantic Coast Conference

▼ 1

Event	Scrd As	Athlete	Yr	Scored Mark	Date	Pl. Pts.	Bonus	TOTAL
Scored bests come from CURRENT season								
HJ	4	Dwight BARBIASZ	JR	2.23m 7-3½	4/1/11	24	1.64	25.64
HJ	21	Jon HILL	SO	2.15m 7-½	4/1/11	2.5	0.27	2.77
Team Total								28.41

63



Portland

West Coast Conference

▲ 3

Event	Scrd As	Athlete	Yr	Scored Mark	Date	Pl. Pts.	Bonus	TOTAL
Scored bests come from CURRENT season								
5000m	13	Alfred KIPCHUMBA	JR	13:40.98	5/1/11	D	8	0.75
5000m	16	Trevor DUNBAR	FR	13:42.53	5/1/11	5	0.60	5.60
10k	7	Alfred KIPCHUMBA	JR	28:38.34	4/14/11	18	1.13	19.13
Steeple	35	Jared BASSETT	SO	8:54.30	5/1/11	0.45	0.21	0.66
Team Total								28.14

64



Butler

Horizon League

▲ 8

Event	Scrd As	Athlete	Yr	Scored Mark	Date	Pl. Pts.	Bonus	TOTAL
Scored bests come from CURRENT season								
800m	58	Kris GAUSON	SR	1:49.84	4/30/11		0.05	0.05
1500m	3	Kris GAUSON	SR	3:40.59	4/14/11	26	1.54	27.54
Team Total								27.59

65



Rutgers

BIG EAST Conference

▲ 3

Event	Scrd As	Athlete	Yr	Scored Mark	Date	Pl. Pts.	Bonus	TOTAL
Scored bests come from CURRENT season								
HJ	48	Adam BERGO	JR	2.11m 6-11	4/23/11	0.05	0.00	0.05
DISC	4	James PLUMMER	SO	60.43m 198-3	4/23/11	24	3.08	27.08
Team Total								27.13

66



Stephen F. Austin

Southland Conference

▼ 2

Event	Scrd As	Athlete	Yr	Scored Mark	Date	Pl. Pts.	Bonus	TOTAL
Scored bests come from CURRENT season								
H110	9	Nick MCCLOUD	JR	13.61w	4/6/11	14	1.00	15.00
4x100	33	Rosborough, McCloud, Thomas, Williams		40.30	4/2/11	0.55	0.16	0.71
LJ	42	Jamal PEDEN	FR	7.50m 24-7½	4/23/11	0.2	0.00	0.20
SP	15	Jon ARTHUR	JR	18.36m 60-3	4/6/11	6	0.72	6.72
DISC	22	Clint HARRIS	FR	56.30m 184-8	4/6/11	2	0.28	2.28
JAV	27	Adam WOLFE	SR	70.35m 230-9	4/23/11	0.85	0.14	0.99
DEC	29	Chris JONES	SR	7,380	4/6/11	0.75	0.14	0.89
Team Total								26.78

67




Brown

Ivy League

▲ 6

Event	Scrd As	Athlete	Yr	Scored Mark	Date	Pl. Pts.	Bonus	TOTAL
Scored bests come from CURRENT season								
JAV	4	Craig KINSLEY	SR	76.33m 250-5	4/16/11	24	2.48	26.48
JAV	40	Nick KEELING	FR	67.66m 221-11	4/2/11	0.25	0.00	0.25
Team Total								26.73

68



Temple

Atlantic 10 Conference

▼ 11

Event	Scrd As	Athlete	Yr	Scored Mark	Date	Pl. Pts.	Bonus	TOTAL
Scored bests come from CURRENT season								
Steeple	5	Travis MAHONEY	JR	8:41.66	4/22/11	22	1.91	23.91
HT	21	Robert KEOGH	SR	63.50m 208-4	4/6/11	2.5	0.28	2.78
Team Total								26.70

69



Iowa State

Big 12 Conference

▼ 11

Event	Scrd As	Athlete	Yr	Scored Mark	Date	Pl. Pts.	Bonus	TOTAL
Scored bests come from CURRENT season								
Steeple	4	Hillary BOR	SR	8:40.83	4/14/11	24	2.08	26.08
TJ	37	Akeem HOLMES	JR	15.48m 50-9½	4/16/11	0.35	0.01	0.36
DISC	43	Robbie UTTERBACK	SR	54.19m 177-9	4/23/11	0.175	0.00	0.17
Team Total								26.61

"Scrd As", short for "Scored As", Standing used for place points portion of performance's score combining preseason data (when applied) to current season data

Numbers in BLACK are both the performance's actual NCAA rank AND "scored as" rank Numbers in RED indicate actual NCAA rank does not exist or is worse than "scored as" rank Numbers in BLUE indicate actual NCAA rank is better than "scored as" rank

USTFCCCA Non-Member

Non-Member Schools Will NOT be ranked, beginning Week 2



2011 Outdoor Track & Field, Week #5

Only those who score >0.01 pts are shown
D denotes multiple-event rule in affect

MEN

70




Tulsa

Conference USA

▲ 12

Event	Scrd As	Athlete	Yr	Scored Mark	Date	Pl. Pts.	Bonus	TOTAL
Scored bests come from CURRENT season								
▶ 1500m	7	Chris O'HARE	SO	3:41.08	4/27/11	18	1.29	19.29
▶ 1500m	24	Justin DUNCAN	SR	3:42.80	4/22/11	1	0.45	1.45
▶ 10k	37	Lewis TIMMINS	SR	29:26.64	4/14/11	0.35	0.03	0.38
▶ Steeple	17	Carl STONES	JR	8:50.12	4/14/11	4.5	0.54	5.04
Team Total								26.17

71



Buffalo

Mid-American Conference

▼ 2

Event	Scrd As	Athlete	Yr	Scored Mark		Date	Pl. Pts.	Bonus	TOTAL
Scored bests come from CURRENT season									
▶ SP	4	Robert GOLABEK	SR	19.09m	62-7%	4/6/11	24	1.99	25.99
▶ DISC	46	Matthew GAC	SR	53.92m	176-11	4/2/11	0.1	0.00	0.10
Team Total									26.09

72



Penn

Ivy League

▼ 1

Event	Scrd As	Athlete	Yr	Scored Mark	Date	Pl. Pts.	Bonus	TOTAL	
Scored bests come from CURRENT season									
▶ HJ	4	Maalik REYNOLDS	FR	2.23m	7-3%	4/2/11	24	1.64	25.64
Team Total								25.64	

73




Cornell

Ivy League

▼ 17

Event	Scrd As	Athlete	Yr	Scored Mark	Date	Pl. Pts.	Bonus	TOTAL	
Scored bests come from CURRENT season									
▶ 10k	31	Nate EDELMAN	SR	29:20.31	3/25/11	0.65	0.13	0.78	
▶ Steeple	9	Adrien DANNEMILLER	SR	8:46.66	4/22/11	14	0.99	14.99	
▶ LJ	48	Steven BELL	FR	7.49m	24-7	4/9/11	0.05	0.00	0.05
▶ TJ	45	Gary JONES	SR	15.38m	50-5½	4/23/11	0.125	0.00	0.13
▶ DEC	13	Nick HUBER	JR	7,593	4/9/11	8	0.84	8.84	
Team Total								24.79	

74



Illinois State

Missouri Valley Conference

▲ 1

Event	Scrd As	Athlete	Yr	Scored Mark		Date	Pl. Pts.	Bonus	TOTAL
Scored bests come from CURRENT season									
▶ JAV	5	Tim GLOVER	SO	75.90m	249-0	3/31/11	22	2.19	24.19
Team Total									24.19

75



Central Michigan

Mid-American Conference

▲ 1

Event	Scrd As	Athlete	Yr	Scored Mark		Date	Pl. Pts.	Bonus	TOTAL
Scored bests come from CURRENT season									
▶ DISC	5	Alex ROSE	SO	58.70m	192-7	4/9/11	22	1.59	23.59
▶ HT	35	Ryan MCCULLOUGH	JR	61.69m	202-4	4/16/11	0.45	0.00	0.45
Team Total									24.04

76



Purdue

Big Ten Conference

▼ 9

Event	Scrd As	Athlete	Yr	Scored Mark	Date	Pl. Pts.	Bonus	TOTAL	
Scored bests come from CURRENT season									
▶ 100m	37	Shane CRAWFORD	SR	10.37	4/23/11	0.35	0.08	0.43	
▶ 800m	48	Jacob PALMER	SR	1:49.67	4/23/11	0.05	0.10	0.15	
▶ HJ	9	Geoff DAVIS	SO	2.21m	7-3	4/23/11	14	1.16	15.16
▶ PV	20	Chris THOMAN	SR	5.25m	17-2%	4/15/11	3	0.28	3.28
▶ PV	45	Zack SAUNDERS	SO	5.15m	16-10%	4/15/11	0.125	0.00	0.13
▶ LJ	37	Chris KIRTZ	SR	7.52m	24-8%	4/7/11	0.35	0.00	0.35
▶ SP	18	Bill HARDCASTLE	SR	18.14m	59-6%	4/15/11	4	0.49	4.49
Team Total								23.98	

77



Weber State

Big Sky Conference

▼ 7

Event	Scrd As	Athlete	Yr	Scored Mark	Date	Pl. Pts.	Bonus	TOTAL
Scored bests come from CURRENT season								
▶ Steeple	6	Brett HALES	SR	8:42.93	4/14/11	20	1.66	21.66
Team Total								21.66

"Scrd As", short for "Scored As", Standing used for place points portion of performance's score combining preseason data (when applied) to current season data

Numbers in BLACK are both the performance's actual NCAA rank AND "scored as" rank Numbers in RED indicate actual NCAA rank does not exist or is worse than "scored as" rank Numbers in BLUE indicate actual NCAA rank is better than "scored as" rank

USTFCCCA Non-Member

Non-Member Schools Will NOT be ranked, beginning Week 2



2011 Outdoor Track & Field, Week #5

Only those who score >0.01 pts are shown
D denotes multiple-event rule in affect

MEN

78



Indiana

Big Ten Conference

▼34

Event	Scrd As	Athlete	Yr	Scored Mark	Date	Pl. Pts.	Bonus	TOTAL
Scored bests come from CURRENT season								
400m	27	Kind BUTLER	JR	46.37	4/16/11	0.85	0.28	1.13
5000m	32	Ben HUBERS	JR	13:48.35	3/25/11	0.6	0.28	0.88
10k	14	Andrew POORE	JR	28:48.02	3/25/11	7	0.81	7.81
Steeple	18	De'Sean TURNER	JR	8:50.35	4/16/11	4	0.51	4.51
Steeple	36	Andy WEATHERFORD	JR	8:54.45	4/16/11	0.4	0.20	0.60
4x100	16	Sult, Butler, Vaughn, Pipkin		39.84	3/26/11	5	0.58	5.58
TJ	43	Olumide OLAMIGOKE	JR	15.41m	50-6½ 3/26/11	0.175	0.00	0.17
DISC	42	Paul HAAS	SR	54.23m	177-11 4/28/11	0.2	0.00	0.20
Team Total								20.90

79



UTSA

Southland Conference

▼ 1

Event	Scrd As	Athlete	Yr	Scored Mark	Date	Pl. Pts.	Bonus	TOTAL
Scored bests come from CURRENT season								
100m	48	Kemar MARSDEN	JR	10.41	4/1/11	0.05	0.00	0.05
H110	28	Keyunta HAYES	FR	13.88	4/1/11	0.8	0.23	1.03
H400	40	Darryl WYRICK	SO	51.82	4/14/11	0.25	0.08	0.33
H400	42	Keyunta HAYES	FR	51.86	4/14/11	0.2	0.06	0.26
HJ	14	Keith BENFORD	SO	2.18m	7-1½ 3/25/11	7	0.64	7.64
HJ	37	Kerry THOMPSON	FR	2.13m	6-11½ 4/1/11	0.35	0.02	0.37
LJ	30	Tyler WILLIAMSON	SO	7.59mw	24-11 4/30/11	0.7	0.08	0.78
TJ	12	Devon BOND	SR	15.96m	52-4½ 4/14/11	9	0.81	9.81
DISC	40	Richard GARRETT	SO	54.29m	178-1 4/6/11	0.25	0.00	0.25
Team Total								20.53

80




Princeton

Ivy League

▼38

Event	Scrd As	Athlete	Yr	Scored Mark	Date	Pl. Pts.	Bonus	TOTAL
Scored bests come from CURRENT season								
1500m	49	Mark AMIRALTY	SR	3:45.00	4/22/11	0.025	0.01	0.03
5000m	25	Mark AMIRALTY	SR	13:45.69	3/25/11	0.95	0.42	1.37
5000m	28	Donn CABRAL	JR	13:46.50	3/25/11	0.8	0.38	1.18
10k	22	Brian LEUNG	JR	29:09.94	3/25/11	2	0.29	2.29
Steeple	39	Donn CABRAL	JR	8:54.55	4/1/11	0.275	0.19	0.47
4x400	18	Eddy, Dinkins, Hopkins, Hollimon		3:07.57	4/16/11	4	0.59	4.59
PV	15	David SLOVENSKI	JR	5.30m	17-4½ 3/18/11	6	0.55	6.55
TJ	44	Damon MCLEAN	FR	15.40m	50-6½ 4/16/11	0.15	0.00	0.15
HT	19	Craig PEARCE	SR	63.97m	209-10 4/2/11	3.5	0.39	3.89
Team Total								20.51

81



SIU Edwardsville

Ohio Valley Conference

▲ 3

Event	Scrd As	Athlete	Yr	Scored Mark	Date	Pl. Pts.	Bonus	TOTAL
Scored bests come from CURRENT season								
H110	30	William LINDSEY	FR	13.93w	4/9/11	0.7	0.13	0.83
H400	42	William LINDSEY	FR	51.86	4/23/11	0.2	0.06	0.26
HT	7	Ben BISHOP	SR	67.47m	221-4 4/23/11	18	1.41	19.41
Team Total								20.50

82



Cincinnati

BIG EAST Conference

▲22

Event	Scrd As	Athlete	Yr	Scored Mark	Date	Pl. Pts.	Bonus	TOTAL
Scored bests come from CURRENT season								
5000m	33	Eric FINAN	JR	13:49.80	4/22/11	0.55	0.21	0.76
10k	50	Eric FINAN	JR	29:37.29	4/1/11	0.01	0.00	0.01
H110	7	Terence SOMERVILLE	JR	13.48	4/27/11	18	1.58	19.58
Team Total								20.35

"Scrd As", short for "Scored As", Standing used for place points portion of performance's score combining preseason data (when applied) to current season data

Numbers in BLACK are both the performance's actual NCAA rank AND "scored as" rank Numbers in RED indicate actual NCAA rank does not exist or is worse than "scored as" rank Numbers in BLUE indicate actual NCAA rank is better than "scored as" rank

USTFCCCA Non-Member

Non-Member Schools Will NOT be ranked, beginning Week 2



2011 Outdoor Track & Field, Week #5

Only those who score >0.01 pts are shown
D denotes multiple-event rule in affect

MEN

83



Indiana State

Missouri Valley Conference

▼ 3

Event	Scrd As	Athlete	Yr	Scored Mark		Date	Pl. Pts.	Bonus	TOTAL
Scored bests come from CURRENT season									
► HJ	7	Major CLAY	JR	2.22m	7-3¼	4/23/11	18	1.40	19.40
Team Total									19.40

84



Notre Dame

BIG EAST Conference

▼ 3

Event	Scrd As	Athlete	Yr	Scored Mark	Date	Pl. Pts.	Bonus	TOTAL	
Scored bests come from CURRENT season									
▶ 800m	55	Jack HOWARD	SR	1:49.82	4/14/11		0.06	0.06	
▶ 1500m	8	Jeremy RAE	SO	3:41.11	4/14/11	16	1.28	17.28	
▶ 10k	40	Dan JACKSON	SR	29:28.61	4/14/11	0.25	0.00	0.25	
▶ PV	27	Kevin SCHIPPER	JR	5.20m	17-¾	3/25/11	0.85	0.01	0.86
▶ SP	47	Denes VERES	SR	17.50m	57-5	3/25/11	0.075	0.00	0.08
Scored bests come from PRE-SEASON DATA									
▶ DEC	48	Justin SCHNEIDER	SR	7,102	4/30/10	0.05	0.00	0.05	
Team Total								18.57	

85



UC Davis

Big West Conference

▼ 2

Event	Scrd As	Athlete	Yr	Scored Mark	Date	Pl. Pts.	Bonus	TOTAL
Scored bests come from CURRENT season								
▶ 1500m	44	Jonathan SEES	SR	3:44.69	4/23/11	0.15	0.06	0.21
▶ H400	9	Thomas PHILLIPS	SR	50.52	3/26/11	14	1.12	15.12
▶ H400	23	Alex WILRIGHT	SR	51.32	4/30/11	1.5	0.37	1.87
▶ PV	27	Ethan OSTROM	SO	5.20m	17-¾ 3/12/11	0.85	0.01	0.86
Team Total								18.06

86



ULM

Sun Belt Conference

▲ 2

Event	Scrd As	Athlete	Yr	Scored Mark		Date	Pl. Pts.	Bonus	TOTAL
Scored bests come from CURRENT season									
▶ TJ	47	Josh HOWARD	JR	15.37mw	50-5¼	4/30/11	0.075	0.00	0.08
▶ JAV	8	Richard MCKAY	JR	73.68m	241-8	3/18/11	16	1.12	17.12
▶ JAV	30	Kyle KENT	SR	69.95m	229-6	4/16/11	0.7	0.04	0.74
Team Total									17.94

87



UC Santa Barbara

Big West Conference

▲ 3

Event	Scrd As	Athlete	Yr	Scored Mark	Date	Pl. Pts.	Bonus	TOTAL
Scored bests come from CURRENT season								
800m	8	Ryan MARTIN	JR	1:47.93	3/26/11	16	0.97	16.97
H400	48	Andre PINON	SO	51.91	4/30/11	0.05	0.03	0.08
DEC	45	Derek MASTERSON	JR	7,159	3/24/11	0.125	0.00	0.13
Team Total								17.18

88




George Mason

Colonial Athletic Association

▼ 3

Event	Scrd As	Athlete	Yr	Scored Mark		Date	Pl. Pts.	Bonus	TOTAL
Scored bests come from CURRENT season									
▶ 4x100	29	Vaughn, Ruffin, Baker-Johnson, Vaughn		40.21		4/1/11	0.75	0.24	0.99
▶ 4x400	9	Verburg, Bullard, Vaughn, Empty		3:06.45		4/28/11	14	0.97	14.97
▶ LJ	33	Lavell HANDY	JR	7.57mw	24-10	4/28/11	0.55	0.02	0.57
▶ TJ	34	Lavell HANDY	JR	15.50m	50-10¼	4/1/11	0.5	0.04	0.54
Team Total									17.08

89



Delaware State

Mid-Eastern Athletic Conference

▼ 12

Event	Scrd As	Athlete	Yr	Scored Mark	Date	Pl. Pts.	Bonus	TOTAL
Scored bests come from CURRENT season								
H400	11	Leslie MURRAY	JR	50.62	4/1/11	10	1.00	11.00
4x400	16	Brown, Carter, Murray, Devore		3:07.41	4/1/11	5	0.64	5.64
Team Total								16.65

"Scrd As", short for "Scored As", Standing used for place points portion of performance's score combining preseason data (when applied) to current season data

Numbers in BLACK are both the performance's actual NCAA rank AND "scored as" rank Numbers in RED indicate actual NCAA rank does not exist or is worse than "scored as" rank Numbers in BLUE indicate actual NCAA rank is better than "scored as" rank

USTFCCCA Non-Member

Non-Member Schools Will NOT be ranked, beginning Week 2



2011 Outdoor Track & Field, Week #5

Only those who score >0.01 pts are shown
D denotes multiple-event rule in affect

MEN

90



Tennessee

Southeastern Conference

▲ 1

Event	Scrd As	Athlete	Yr	Scored Mark	Date	Pl. Pts.	Bonus	TOTAL
Scored bests come from CURRENT season								
▶ 100m	24	Dentarius LOCKE	FR	10.29	4/2/11	1	0.35	1.35
▶ 200m	31	Dentarius LOCKE	FR	20.81	4/2/11	0.65	0.29	0.94
▶ 4x100	29	Juin, Locke, Nelvis, Grace		40.21	4/2/11	0.75	0.24	0.99
▶ PV	27	Joe BERRY	JR	5.20m	17-¾ 4/2/11	0.85	0.01	0.86
▶ LJ	11	Justin HUNTER	FR	7.88m	25-10¾ 4/28/11	10	1.10	11.10
▶ LJ	48	Desmond BROWN	JR	7.49m	24-7 4/2/11	0.05	0.00	0.05
Team Total								15.30

93



Troy

Sun Belt Conference

unch

Event	Scrd As	Athlete	Yr	Scored Mark	Date	Pl. Pts.	Bonus	TOTAL	
Scored bests come from CURRENT season									
▶ 100m	41	Neko FREEMAN	SO	10.38	3/17/11	0.225	0.05	0.27	
▶ 200m	48	Stanley ARUKWE	SR	20.93w	4/23/11	0.05	0.08	0.13	
▶ JAV	10	Martins PILDAVS	JR	73.32m	240-6	3/11/11	12	0.95	12.95
Team Total								13.36	

94



Montana State

Big Sky Conference

▲ 56

Event	Scrd As	Athlete	Yr	Scored Mark	Date	Pl. Pts.	Bonus	TOTAL
Scored bests come from CURRENT season								
▶ 1500m	10	Patrick CASEY	SO	3:41.34	5/1/11	12	1.17	13.17
▶ HT	44	David PHILLIPS	SO	61.00m	200-1	0.15	0.00	0.15
Team Total								13.32

95



Southern Miss

Conference USA

▼ 6

Event	Scrd As	Athlete	Yr	Scored Mark	Date	Pl. Pts.	Bonus	TOTAL	
Scored bests come from CURRENT season									
▶ 100m	23	Justin SIMS	SO	10.28w	4/30/11	1.5	0.38	1.88	
▶ HJ	21	Marcus NORWOOD	JR	2.15m	7-½	4/1/11	2.5	0.27	2.77
▶ LJ	22	Ramon CROCKETT	SR	7.66mw	25-1¼	4/23/11	2	0.30	2.30
▶ SP	47	Robert COLLINGWOOD	SO	17.50m	57-5	4/23/11	0.075	0.00	0.08
▶ HT	50	Suyi GEORGEWILL	SO	60.36m	198-0	4/23/11	0.01	0.00	0.01
▶ JAV	17	Kyle SMITH	JR	72.57m	238-1	4/1/11	4.5	0.68	5.18
Team Total								12.22	

92



Charlotte

Atlantic 10 Conference

▲ 2

Event	Scrd As	Athlete	Yr	Scored Mark	Date	Pl. Pts.	Bonus	TOTAL	
Scored bests come from CURRENT season									
▶ 100m	35	Sam JORDAN	JR	10.36	4/23/11	0.45	0.11	0.56	
▶ 200m	21	Darius LAW	SR	20.75w	4/23/11	D 2.5	0.42	2.42	
▶ 400m	18	Darius LAW	SR	46.00	4/15/11	4	0.61	4.61	
▶ SP	17	Jake DEATON	JR	18.23m	59-9¾	4/1/11	4.5	0.58	5.08
▶ DISC	27	Jake DEATON	JR	55.73m	182-10	4/23/11	0.85	0.05	0.90
Team Total								13.58	

"Scrd As", short for "Scored As", Standing used for place points portion of performance's score combining preseason data (when applied) to current season data

Numbers in BLACK are both the performance's actual NCAA rank AND "scored as" rank Numbers in RED indicate actual NCAA rank does not exist or is worse than "scored as" rank Numbers in BLUE indicate actual NCAA rank is better than "scored as" rank

USTFCCCA Non-Member

Non-Member Schools Will NOT be ranked, beginning Week 2



2011 Outdoor Track & Field, Week #5

Only those who score >0.01 pts are shown
D denotes multiple-event rule in affect

MEN

96



Boise State

Western Athletic Conference

▼ 9

Event	Scrd As	Athlete	Yr	Scored Mark	Date	Pl. Pts.	Bonus	TOTAL
Scored bests come from CURRENT season								
▶ Steeple	19	Sawyer BOSCH	JR	8:50.72	4/14/11	3.5	0.46	3.96
▶ LJ	25	Eetu VIITALA	JR	7.62m 25-0	4/1/11	0.95	0.18	1.13
▶ DISC	45	Chase SEXTON	JR	54.01m 177-2	4/29/11	0.125	0.00	0.13
▶ HT	18	Alex NELSON	JR	64.56m 211-9	4/29/11	4	0.51	4.51
▶ HT	34	Trevor KRAYCHIR	JR	61.76m 202-7	4/16/11	0.5	0.00	0.50
▶ JAV	38	Pontus THOMEE	SR	68.03m 223-2	4/22/11	0.3	0.00	0.30

Scored bests come from PRE-SEASON DATA

▶ DEC	24	Kurt FELIX	SR	7,412	5/12/10	1	0.24	1.24
Team Total								11.77

97



Michigan

Big Ten Conference

unch

Event	Scrd As	Athlete	Yr	Scored Mark	Date	Pl. Pts.	Bonus	TOTAL
Scored bests come from CURRENT season								
▶ H400	34	Ali ARASTU	FR	51.73	4/7/11	0.5	0.14	0.64
▶ 4x400	25	Neuman, Campbell, Taylor, Arastu		3:08.43	4/28/11	0.95	0.32	1.27
▶ PV	27	Austin DEWILDT	SO	5.20m 17-¾	4/17/11	0.85	0.01	0.86
▶ SP	14	Cody RIFFLE	FR	18.40m 60-4½	4/7/11	7	0.76	7.76
▶ DISC	32	Cody RIFFLE	FR	54.71m 179-6	4/17/11	0.6	0.00	0.60

Team Total								11.13
------------	--	--	--	--	--	--	--	-------

98



William and Mary

Colonial Athletic Association

▲ 64

Event	Scrd As	Athlete	Yr	Scored Mark	Date	Pl. Pts.	Bonus	TOTAL
Scored bests come from CURRENT season								
▶ JAV	11	Brandon HEROUX	JR	73.09m 239-9	4/28/11	10	0.84	10.84

Team Total								10.84
------------	--	--	--	--	--	--	--	-------

99




Mount St. Mary's

Northeast Conference

unch

Event	Scrd As	Athlete	Yr	Scored Mark	Date	Pl. Pts.	Bonus	TOTAL
Scored bests come from CURRENT season								
▶ DEC	12	Thomas FITZSIMONS	JR	7,607	4/6/11	9	0.89	9.89
Team Total								9.89

100



Providence

BIG EAST Conference

▼ 5

Event	Scrd As	Athlete	Yr	Scored Mark	Date	Pl. Pts.	Bonus	TOTAL
Scored bests come from CURRENT season								
▶ 1500m	13	Julian MATTHEWS	JR	3:41.72	4/14/11	8	0.98	8.98
▶ 1500m	31	David MCCARTHY	JR	3:43.66	5/1/11	0.65	0.22	0.87
Team Total								9.85

101




Louisiana Tech

Western Athletic Conference

▼ 1

Event	Scrd As	Athlete	Yr	Scored Mark	Date	Pl. Pts.	Bonus	TOTAL
Scored bests come from CURRENT season								
▶ 100m	30	Dennis RICHARDSON	FR	10.34	4/2/11	0.7	0.18	0.88
▶ H110	47	Billy Ray WALKER	SR	14.06w	4/23/11	0.075	0.00	0.08
▶ 4x100	22	Richardson, Stewart, Goree, Hadnot		40.00	4/27/11	2	0.43	2.43
▶ SP	24	Larry JONES	SR	17.86m 58-7½	4/2/11	1	0.19	1.19
▶ DISC	17	Larry JONES	SR	56.69m 186-0	4/16/11	4.5	0.43	4.93
Team Total								9.51

102



Lamar

Southland Conference

▼ 10

Event	Scrd As	Athlete	Yr	Scored Mark	Date	Pl. Pts.	Bonus	TOTAL
Scored bests come from CURRENT season								
▶ Steeple	13	Tom WADE	JR	8:48.60	4/14/11	8	0.74	8.74
▶ Steeple	45	Joe WADE	JR	8:55.74	4/14/11	0.125	0.12	0.24
Team Total								8.98

"Scrd As", short for "Scored As", Standing used for place points portion of performance's score combining preseason data (when applied) to current season data

Numbers in BLACK are both the performance's actual NCAA rank AND "scored as" rank Numbers in RED indicate actual NCAA rank does not exist or is worse than "scored as" rank Numbers in BLUE indicate actual NCAA rank is better than "scored as" rank

USTFCCCA Non-Member

Non-Member Schools Will NOT be ranked, beginning Week 2



2011 Outdoor Track & Field, Week #5

Only those who score >0.01 pts are shown
D denotes multiple-event rule in affect

MEN

103



Northwestern State

▲ 11

Southland Conference

Event	Scrd As	Athlete	Yr	Scored Mark	Date	Pl. Pts.	Bonus	TOTAL
Scored bests come from CURRENT season								
400m	33	Charles GREEN	SR	46.53	4/23/11	0.55	0.17	0.72
4x100	14	Green, Hatton, Smith, Walker		39.82	4/30/11	7	0.59	7.59
Team Total								8.31

104



Colorado State

▲ 8

Mountain West Conference

Event	Scrd As	Athlete	Yr	Scored Mark	Date	Pl. Pts.	Bonus	TOTAL	
Scored bests come from CURRENT season									
▶ 800m	52	Seth BUTLER	FR	1:49.75	4/2/11		0.08	0.08	
▶ Steeple	21	Spenser LYNASS	JR	8:51.10	5/1/11	2.5	0.42	2.92	
▶ SP	21	Tyson WILLIAMS	SR	18.00m	59-¾	4/7/11	2.5	0.34	2.84
▶ DISC	22	Cameron CARTER	SR	56.30m	184-8	4/16/11	2	0.28	2.28
Team Total								8.11	

105



Wichita State

▲ 25

Missouri Valley Conference

Event	Scrd As	Athlete	Yr	Scored Mark	Date	Pl. Pts.	Bonus	TOTAL	
Scored bests come from CURRENT season									
▶ H110	37	Todd MCKOWN	JR	13.99	4/13/11	0.35	0.00	0.35	
▶ H110	42	Lawson MONTGOMERY	JR	14.03	4/29/11	0.2	0.00	0.20	
▶ HJ	15	Brandon CHILDS	SO	2.16m	7-1	4/29/11	6	0.39	6.39
▶ LJ	42	Brandon CHILDS	SO	7.50m	24-7½	4/29/11	0.2	0.00	0.20
▶ TJ	50	Josh CRAWFORD	SR	15.33m	50-3½	4/20/11	0.01	0.00	0.01
▶ JAV	44	Brett TRUDO	JR	67.12m	220-2	4/29/11	0.15	0.00	0.15
▶ DEC	32	Krzysztof SLUPKOWSKI	SR	7,350	4/13/11	0.6	0.04	0.64	
Team Total								7.94	

106



Miami (Fla.)

▼ 5

Atlantic Coast Conference

Event	Scrd As	Athlete	Yr	Scored Mark	Date	Pl. Pts.	Bonus	TOTAL
Scored bests come from CURRENT season								
H110	14	Devon HILL	JR	13.66	4/21/11	7	0.78	7.78
Team Total								7.78

107




Drake

▲ 76

Missouri Valley Conference

Event	Scrd As	Athlete	Yr	Scored Mark	Date	Pl. Pts.	Bonus	TOTAL
Scored bests come from CURRENT season								
H400	14	Jon DEGRAVE	JR	50.91	4/27/11	7	0.67	7.67
Team Total								7.67

108



McNeese State

▲ 9

Southland Conference

Event	Scrd As	Athlete	Yr	Scored Mark	Date	Pl. Pts.	Bonus	TOTAL	
Scored bests come from CURRENT season									
▶ 10k	18	David ROONEY	SO	28:54.86	5/1/11	4	0.59	4.59	
▶ JAV	22	Sam VIDRINE	JR	70.87m	232-6	4/6/11	2	0.26	2.26
Team Total								6.86	

109




Idaho State

▼ 2

Big Sky Conference

Event	Scrd As	Athlete	Yr	Scored Mark	Date	Pl. Pts.	Bonus	TOTAL	
Scored bests come from CURRENT season									
► PV	15	Michael ARNOLD	JR	5.30m	17-4½	4/23/11	6	0.55	6.55
Team Total									6.55

110



DePaul

unch

BIG EAST Conference

Event	Scrd As	Athlete	Yr	Scored Mark		Date	Pl. Pts.	Bonus	TOTAL
Scored bests come from CURRENT season									
▶ SP	16	Tim NEDOW	JR	18.33m	60-1¼	4/30/11	5	0.69	5.69
▶ DISC	29	Tim NEDOW	JR	55.46m	181-11	3/17/11	0.75	0.00	0.75
Team Total									6.44

111



South Dakota State

▼ 5

The Summit League

Event	Scrd As	Athlete	Yr	Scored Mark	Date	Pl. Pts.	Bonus	TOTAL	
Scored bests come from CURRENT season									
► HJ	15	Ben JASINSKI	SR	2.16m	7-1	4/16/11	6	0.39	6.39
Team Total									6.39

"Scrd As", short for "Scored As", Standing used for place points portion of performance's score combining preseason data (when applied) to current season data

Numbers in BLACK are both the performance's actual NCAA rank AND "scored as" rank Numbers in RED indicate actual NCAA rank does not exist or is worse than "scored as" rank Numbers in BLUE indicate actual NCAA rank is better than "scored as" rank

USTFCCCA Non-Member


Non-Member Schools Will NOT be ranked, beginning Week 2




2011 Outdoor Track & Field, Week #5

Only those who score >0.01 pts are shown
D denotes multiple-event rule in affect


MEN

112  **Utah State** ▼14
Western Athletic Conference


Event	Scrd As	Athlete	Yr	Scored Mark	Date	Pl. Pts.	Bonus	TOTAL
Scored bests come from CURRENT season								
100m	48	Armahd LEWIS	SR	10.41	4/23/11	0.05	0.00	0.05
800m	34	Jason HOLT	SR	1:49.34	4/16/11	0.5	0.20	0.70
Steeple	30	Daniel HOWELL	SR	8:53.81	4/14/11	0.7	0.24	0.94
HJ	21	Clint SILCOCK	SR	2.15m	7-½ 4/23/11	2.5	0.27	2.77
SP	23	Joe CANAVAN	JR	17.93m	58-10 4/16/11	1.5	0.26	1.76
Team Total								6.22

113  **Albany** ▲11
America East Conference


Event	Scrd As	Athlete	Yr	Scored Mark	Date	Pl. Pts.	Bonus	TOTAL
Scored bests come from CURRENT season								
H400	17	Alie BEAUVAIS	SR	51.08	4/28/11	4.5	0.51	5.01
HT	36	Wilfredo DEJESUS ELIAS	SR	61.56m	201-11 4/23/11	0.4	0.00	0.40
Team Total								5.41

114  **Central Arkansas** ▼5
Southland Conference


Event	Scrd As	Athlete	Yr	Scored Mark	Date	Pl. Pts.	Bonus	TOTAL
Scored bests come from CURRENT season								
HJ	37	James ANDERSON	SR	2.13m	6-11½ 4/1/11	0.35	0.02	0.37
TJ	17	Donavan LORING	SR	15.76m	51-8½ 4/9/11	4.5	0.46	4.96
Team Total								5.33

115  **Campbell** ▼13
Atlantic Sun Conference


Event	Scrd As	Athlete	Yr	Scored Mark	Date	Pl. Pts.	Bonus	TOTAL
Scored bests come from CURRENT season								
H110	32	Adoniss JONES	SR	13.94w	4/15/11	0.6	0.11	0.71
LJ	18	Diego LAWERENCE	SO	7.69m	25-2¾ 4/15/11	4	0.39	4.39
Team Total								5.10

116  **Kennesaw State** ▼5
Atlantic Sun Conference


Event	Scrd As	Athlete	Yr	Scored Mark	Date	Pl. Pts.	Bonus	TOTAL
Scored bests come from CURRENT season								
H110	17	Kendall PARKS	JR	13.76w	4/15/11	4.5	0.50	5.00
Team Total								5.00

117  **Bucknell** ▼12
Patriot League

Event	Scrd As	Athlete	Yr	Scored Mark	Date	Pl. Pts.	Bonus	TOTAL
Scored bests come from CURRENT season								
JAV	18	Ted HEITZMAN	JR	72.45m	237-8 4/15/11	4	0.65	4.65
Team Total								4.65

118  **Louisville** ▼22
BIG EAST Conference

Event	Scrd As	Athlete	Yr	Scored Mark	Date	Pl. Pts.	Bonus	TOTAL
Scored bests come from CURRENT season								
Steeple	22	Mattias WOLTER	FR	8:51.92	4/14/11	2	0.36	2.36
Steeple	28	Matt HUGHES	SR	8:52.98	4/9/11	0.8	0.30	1.10
HJ	43	Neil ANGERMEIER	SR	2.12m	6-11½ 4/28/11	0.175	0.00	0.17
LJ	42	Wesley SMITH	JR	7.50m	24-7¾ 4/9/11	0.2	0.00	0.20
SP	31	Weston BANKS	SR	17.75m	58-3 4/9/11	0.65	0.07	0.72
DISC	47	Josh GREENWALD	SR	53.82m	176-7 4/1/11	0.075	0.00	0.08
Team Total								4.63

119  **USF** ▼11
BIG EAST Conference

Event	Scrd As	Athlete	Yr	Scored Mark	Date	Pl. Pts.	Bonus	TOTAL
Scored bests come from CURRENT season								
H110	49	David ARISTIL	JR	14.08	3/11/11	0.025	0.00	0.03
H400	19	David ARISTIL	JR	51.13	4/13/11	3.5	0.48	3.98
DISC	36	Jared THOMAS	JR	54.57m	179-0 4/6/11	0.4	0.00	0.40
Team Total								4.40

"Scrd As", short for "Scored As", Standing used for place points portion of performance's score combining preseason data (when applied) to current season data

Numbers in BLACK are both the performance's actual NCAA rank AND "scored as" rank Numbers in RED indicate actual NCAA rank does not exist or is worse than "scored as" rank Numbers in BLUE indicate actual NCAA rank is better than "scored as" rank

USTFCCCA Non-Member

Non-Member Schools Will NOT be ranked, beginning Week 2



2011 Outdoor Track & Field, Week #5

Only those who score >0.01 pts are shown
D denotes multiple-event rule in affect

MEN

120

Southern Utah
 The Summit League

▼ **34**

Event	Scrd As	Athlete	Yr	Scored Mark	Date	Pl. Pts.	Bonus	TOTAL
Scored bests come from CURRENT season								
5000m	19	Cameron LEVINS	JR	13:44.23	4/14/11	3.5	0.49	3.99
Team Total								3.99

121

Connecticut
 BIG EAST Conference

▼ **8**

Event	Scrd As	Athlete	Yr	Scored Mark		Date	Pl. Pts.	Bonus	TOTAL
Scored bests come from CURRENT season									
▶ HJ	48	Noel JAMES	SO	2.11m	6-11	4/16/11	0.05	0.00	0.05
▶ JAV	20	cody UNGER	SO	71.23m	233-8	4/16/11	3	0.35	3.35
Team Total									3.40

122

Texas State
 Southland Conference

▲ **1**

Event	Scrd As	Athlete	Yr	Scored Mark	Date	Pl. Pts.	Bonus	TOTAL
Scored bests come from CURRENT season								
► PV	20	Logan CUNNINGHAM	SO	5.25m	17-2½	4/23/11	3	0.28
Team Total								3.28

123

Appalachian State
 Southern Conference

▼ **20**

Event	Scrd As	Athlete	Yr	Scored Mark	Date	Pl. Pts.	Bonus	TOTAL	
Scored bests come from CURRENT season									
▶ 100m	30	Dennis MOORE	JR	10.34w	4/22/11	0.7	0.18	0.88	
▶ 200m	31	Dennis MOORE	JR	20.81w	4/22/11	0.65	0.29	0.94	
▶ Steeple	47	Sean SODERMAN	JR	8:56.82	4/22/11	0.075	0.05	0.12	
▶ 4x100	28	Moore, Thomas, Lockard, Powell		40.14	4/9/11	0.8	0.31	1.11	
▶ HJ	48	Darius PURCELL	JR	2.11m	6-11	3/18/11	0.05	0.00	0.05
Team Total								3.10	

124

East Carolina
 Conference USA

▼ **6**

Event	Scrd As	Athlete	Yr	Scored Mark		Date	Pl. Pts.	Bonus	TOTAL
Scored bests come from CURRENT season									
▶ 1500m	28	Jordan NEIL	SR	3:43.43		4/1/11	0.8	0.26	1.06
▶ H400	26	Mario BRISCOE	SR	51.64		4/16/11	0.9	0.19	1.09
▶ 4x100	33	Lawrence, Lewis, Briscoe, Gyasi		40.30		4/23/11	0.55	0.16	0.71
▶ HT	41	Dennis ALIOTTA	JR	61.18m	200-8	4/1/11	0.225	0.00	0.22
Team Total									3.08

125

North Texas
 Sun Belt Conference

▼ **9**

Event	Scrd As	Athlete	Yr	Scored Mark		Date	Pl. Pts.	Bonus	TOTAL
Scored bests come from CURRENT season									
▶ 4x400	31	Flowers, Pyron, Greig, Collins		3:09.17		4/6/11	0.65	0.19	0.84
▶ HJ	48	Jermaine JAMISON	SR	2.11m	6-11	3/26/11	0.05	0.00	0.05
▶ PV	27	Jordan WEHR	SR	5.20m	17-¾	4/6/11	0.85	0.01	0.86
▶ LJ	27	Terrance WILLIAMS	FR	7.61mw	24-11¾	4/6/11	0.85	0.14	0.99
Team Total									2.75

126

Michigan State
 Big Ten Conference

▲ **6**

Event	Scrd As	Athlete	Yr	Scored Mark	Date	Pl. Pts.	Bonus	TOTAL	
Scored bests come from CURRENT season									
▶ Steeple	43	Spencer BEATTY	SR	8:55.56	4/28/11	0.175	0.13	0.30	
▶ Steeple	44	Aaron SIMONEAU	JR	8:55.57	4/28/11	0.15	0.13	0.28	
▶ SP	41	Zack HILL	FR	17.64m	57-10½	4/16/11	0.225	0.00	0.22
▶ DISC	33	Lonnie PUGH	SO	54.65m	179-3	4/16/11	0.55	0.00	0.55
▶ HT	26	Anthony AGRUSA	SR	62.25m	204-2	4/7/11	0.9	0.01	0.91
▶ DEC	42	Cliff MILLER	JR	7,202	4/27/11	0.2	0.00	0.20	
Team Total								2.47	

"Scrd As", short for "Scored As", Standing used for place points portion of performance's score combining preseason data (when applied) to current season data

Numbers in BLACK are both the performance's actual NCAA rank AND "scored as" rank Numbers in RED indicate actual NCAA rank does not exist or is worse than "scored as" rank Numbers in BLUE indicate actual NCAA rank is better than "scored as" rank

USTFCCCA Non-Member

Non-Member Schools Will NOT be ranked, beginning Week 2



2011 Outdoor Track & Field, Week #5

Only those who score >0.01 pts are shown
D denotes multiple-event rule in affect

MEN

127



Coastal Carolina

Big South Conference

▼ 1

Event	Scrd As	Athlete	Yr	Scored Mark	Date	Pl. Pts.	Bonus	TOTAL
Scored bests come from CURRENT season								
4x100	32	Jameson, Lawson, Edlich, Steed		40.27	4/8/11	0.6	0.19	0.79
HJ	30	Jacques WATSON	SR	2.14m 7- $\frac{3}{4}$	4/21/11	0.7	0.14	0.84
JAV	29	Jason FLANAGAN	JR	70.09m 229-11	4/8/11	0.75	0.07	0.82
Team Total								2.45

128



Kent State

Mid-American Conference

▼ 3

Event	Scrd As	Athlete	Yr	Scored Mark	Date	Pl. Pts.	Bonus	TOTAL
Scored bests come from CURRENT season								
TJ	48	Rob FALCHI	JR	15.36m 50-4 $\frac{1}{2}$	4/29/11	0.05	0.00	0.05
HT	22	Matt PFLEGER	SR	63.43m 208-1	4/29/11	2	0.27	2.27
Team Total								2.32

129



Memphis

Conference USA

▲ 8

Event	Scrd As	Athlete	Yr	Scored Mark	Date	Pl. Pts.	Bonus	TOTAL
Scored bests come from CURRENT season								
H110	41	Robert JACKSON	JR	14.02w	4/23/11	0.225	0.00	0.22
H400	36	Richard LOWE	SR	51.78	4/23/11	0.4	0.11	0.51
TJ	29	Jerome LESLIE	SR	15.54mw 51-0	4/30/11	0.75	0.11	0.86
DISC	34	Savvas ARESTIS	SO	54.64m 179-3	4/15/11	0.5	0.00	0.50
Team Total								2.09

130



Norfolk State

Mid-Eastern Athletic Conference

▲ 1

Event	Scrd As	Athlete	Yr	Scored Mark	Date	Pl. Pts.	Bonus	TOTAL
Scored bests come from CURRENT season								
200m	48	Marquis HOLSTON	SO	20.93	4/1/11	0.05	0.08	0.13
400m	28	Marquis HOLSTON	SO	46.40	4/22/11	0.8	0.26	1.06
H110	42	Aramis MASSENBURG	JR	14.03	4/13/11	0.2	0.00	0.20
4x100	36	Ansley, Holston, Walker, Nkrumah		40.32	4/28/11	0.4	0.15	0.55
LJ	48	Rashad CANNON	JR	7.49m 24-7	3/25/11	0.05	0.00	0.05
Team Total								1.99

131



Rice

Conference USA

▲ 4

Event	Scrd As	Athlete	Yr	Scored Mark	Date	Pl. Pts.	Bonus	TOTAL
Scored bests come from CURRENT season								
TJ	41	Ugo NDUAGUBA	SR	15.42mw 50-7 $\frac{1}{2}$	4/15/11	0.225	0.00	0.22
Scored bests come from PRE-SEASON DATA								
DEC	23	Philip ADAM	SR	7,415	6/12/10	1.5	0.25	1.75
Team Total								1.98

132



Prairie View A&M

Southwestern Athletic Conference

▼ 3

Event	Scrd As	Athlete	Yr	Scored Mark	Date	Pl. Pts.	Bonus	TOTAL
Scored bests come from CURRENT season								
HJ	30	Pierre SHEPHERD	FR	2.14m 7- $\frac{3}{4}$	4/23/11	0.7	0.14	0.84
TJ	26	Preston WOODARD	FR	15.61mw 51-2 $\frac{1}{2}$	4/6/11	0.9	0.22	1.12
Team Total								1.96

133



Army

Patriot League

▼ 5

Event	Scrd As	Athlete	Yr	Scored Mark	Date	Pl. Pts.	Bonus	TOTAL
Scored bests come from CURRENT season								
H110	23	Domonick SYLVE	SR	13.84w	3/19/11	1.5	0.32	1.82
Team Total								1.82

"Scrd As", short for "Scored As", Standing used for place points portion of performance's score combining preseason data (when applied) to current season data

Numbers in BLACK are both the performance's actual NCAA rank AND "scored as" rank Numbers in RED indicate actual NCAA rank does not exist or is worse than "scored as" rank Numbers in BLUE indicate actual NCAA rank is better than "scored as" rank

USTFCCCA Non-Member

Non-Member Schools Will NOT be ranked, beginning Week 2



2011 Outdoor Track & Field, Week #5

Only those who score >0.01 pts are shown
D denotes multiple-event rule in affect

MEN

134




Harvard
Ivy League

▲ 10

Event	Scrd As	Athlete	Yr	Scored Mark	Date	Pl. Pts.	Bonus	TOTAL
Scored bests come from CURRENT season								
800m	45	Brian HILL	SR	1:49.57	4/22/11	0.125	0.13	0.26
5000m	26	Dan CHENOWETH	SR	13:45.92	5/1/11	0.9	0.41	1.31
Team Total								1.57

135



Southeastern Louisiana
Southland Conference

▲ 5

Event	Scrd As	Athlete	Yr	Scored Mark	Date	Pl. Pts.	Bonus	TOTAL
Scored bests come from CURRENT season								
PV	27	Kovey SIMMONS	SR	5.20m 17-¾	4/6/11	0.85	0.01	0.86
TJ	33	Michael RHEAMS	SR	15.53m 50-11½	4/2/11	0.55	0.09	0.64
Team Total								1.50

136



Morgan State
Mid-Eastern Athletic Conference

unch

Event	Scrd As	Athlete	Yr	Scored Mark	Date	Pl. Pts.	Bonus	TOTAL
Scored bests come from CURRENT season								
400m	49	Calvin DASCENT	JR	46.81	4/22/11	0.025	0.00	0.03
H400	36	Trey CHARLES	JR	51.78	4/22/11	0.4	0.11	0.51
4x400	30	Dascent, Charles, Higgs, Whyte		3:08.97	4/1/11	0.7	0.23	0.93
Team Total								1.46

137



VMI
Big South Conference

▼ 15

Event	Scrd As	Athlete	Yr	Scored Mark	Date	Pl. Pts.	Bonus	TOTAL
Scored bests come from CURRENT season								
800m	24	Felix KITUR	SR	1:48.91	4/21/11	1	0.37	1.37
Team Total								1.37

138



Syracuse
BIG EAST Conference

▼ 19

Event	Scrd As	Athlete	Yr	Scored Mark	Date	Pl. Pts.	Bonus	TOTAL
Scored bests come from CURRENT season								
10k	33	Tito MEDRANO	SO	29:22.48	3/25/11	0.55	0.10	0.65
Steeple	34	Pat DUPONT	SO	8:54.29	4/22/11	0.5	0.21	0.71
Team Total								1.36

139



Rider
Metro Atlantic Athletic Conference

▼ 24

Event	Scrd As	Athlete	Yr	Scored Mark	Date	Pl. Pts.	Bonus	TOTAL
Scored bests come from CURRENT season								
Steeple	24	Mike SOROKO	JR	8:52.22	4/22/11	1	0.34	1.34
Team Total								1.34

140



Western Carolina
Southern Conference

▲ 21

Event	Scrd As	Athlete	Yr	Scored Mark	Date	Pl. Pts.	Bonus	TOTAL
Scored bests come from CURRENT season								
4x400	24	Tribble, Hairston, Tucker, Davis		3:08.42	4/28/11	1	0.32	1.32
Team Total								1.32

141



Portland State
Big Sky Conference

▲ 1

Event	Scrd As	Athlete	Yr	Scored Mark	Date	Pl. Pts.	Bonus	TOTAL
Scored bests come from CURRENT season								
800m	29	Tony CRISOFULLI	JR	1:49.11	4/22/11	0.75	0.27	1.02
JAV	41	Sean MACKELVIE	JR	67.47m 221-4	4/7/11	0.225	0.00	0.22
Team Total								1.25

"Scrd As", short for "Scored As", Standing used for place points portion of performance's score combining preseason data (when applied) to current season data

Numbers in BLACK are both the performance's actual NCAA rank AND "scored as" rank Numbers in RED indicate actual NCAA rank does not exist or is worse than "scored as" rank Numbers in BLUE indicate actual NCAA rank is better than "scored as" rank

USTFCCCA Non-Member

Non-Member Schools Will NOT be ranked, beginning Week 2



2011 Outdoor Track & Field, Week #5

Only those who score >0.01 pts are shown
D denotes multiple-event rule in affect

MEN

142



Wyoming

Mountain West Conference

▼ 8

Event	Scrd As	Athlete	Yr	Scored Mark	Date	Pl. Pts.	Bonus	TOTAL
Scored bests come from CURRENT season								
200m	51	Mario HARRIS	SO	20.94w	5/1/11		0.07	0.07
10k	38	Greg MILLER	JR	29:27.76	4/14/11	0.3	0.01	0.31
HJ	30	Tyler SKINNER	SO	2.14m 7-¼	4/2/11	0.7	0.14	0.84
Team Total								1.22

143



Wake Forest

Atlantic Coast Conference

▼ 10

Event	Scrd As	Athlete	Yr	Scored Mark	Date	Pl. Pts.	Bonus	TOTAL
Scored bests come from CURRENT season								
JAV	25	Ben LINCOLN	SO	70.38m 230-11	4/1/11	0.95	0.14	1.09
Team Total								1.09

144



Cal Poly

Big West Conference

▲ 22

Event	Scrd As	Athlete	Yr	Scored Mark	Date	Pl. Pts.	Bonus	TOTAL
Scored bests come from CURRENT season								
PV	27	Kyle INKS	JR	5.20m 17-¾	4/30/11	0.85	0.01	0.86
DEC	41	Corbin DUER	SR	7,225	4/13/11	0.225	0.00	0.22
Team Total								1.09

145



Alcorn State

Southwestern Athletic Conference

▲ 1

Event	Scrd As	Athlete	Yr	Scored Mark	Date	Pl. Pts.	Bonus	TOTAL
Scored bests come from CURRENT season								
H400	27	Lino REYES	SR	51.65	3/24/11	0.85	0.18	1.03
Team Total								1.03

146



Coppin State

Mid-Eastern Athletic Conference

▲ 1

Event	Scrd As	Athlete	Yr	Scored Mark	Date	Pl. Pts.	Bonus	TOTAL
Scored bests come from CURRENT season								
H400	28	Jibri VICTORIAN	SO	51.66	4/9/11	0.8	0.18	0.98
Team Total								0.98

146



Pittsburgh

BIG EAST Conference

▲ 28

Event	Scrd As	Athlete	Yr	Scored Mark	Date	Pl. Pts.	Bonus	TOTAL
Scored bests come from CURRENT season								
H400	28	Jermaine LOWERY	JR	51.66	4/28/11	0.8	0.18	0.98
Team Total								0.98

148



Idaho

Western Athletic Conference

▲ 9

Event	Scrd As	Athlete	Yr	Scored Mark	Date	Pl. Pts.	Bonus	TOTAL
Scored bests come from CURRENT season								
SP	27	Eugenio MANNUCCI	SR	17.79m 58-4½	4/16/11	0.85	0.12	0.97
Team Total								0.97

149



Charleston Southern

Big South Conference

▼ 6

Event	Scrd As	Athlete	Yr	Scored Mark	Date	Pl. Pts.	Bonus	TOTAL
Scored bests come from CURRENT season								
100m	43	Javon YOUNG	JR	10.39w	4/1/11	0.175	0.01	0.19
200m	54	Javon YOUNG	JR	20.96	4/21/11		0.03	0.03
4x100	33	Johnson, Young, Allen, Spreads		40.30	4/21/11	0.55	0.16	0.71
Team Total								0.93

150



Monmouth

Northeast Conference

▲ 5

Event	Scrd As	Athlete	Yr	Scored Mark	Date	Pl. Pts.	Bonus	TOTAL
Scored bests come from CURRENT season								
JAV	28	Vincent DUVERNOIS	SO	70.31m 230-8	4/16/11	0.8	0.13	0.93
Team Total								0.93

151



East Tennessee State

Atlantic Sun Conference

▲ 1

Event	Scrd As	Athlete	Yr	Scored Mark	Date	Pl. Pts.	Bonus	TOTAL
Scored bests come from CURRENT season								
H110	29	Michael JAMES	SR	13.92w	4/15/11	0.75	0.15	0.90
Team Total								0.90

"Scrd As", short for "Scored As", Standing used for place points portion of performance's score combining preseason data (when applied) to current season data

Numbers in BLACK are both the performance's actual NCAA rank AND "scored as" rank Numbers in RED indicate actual NCAA rank does not exist or is worse than "scored as" rank Numbers in BLUE indicate actual NCAA rank is better than "scored as" rank

USTFCCCA Non-Member

Non-Member Schools Will NOT be ranked, beginning Week 2



2011 Outdoor Track & Field, Week #5

Only those who score >0.01 pts are shown
 D denotes multiple-event rule in affect

MEN

152  **Samford** ▼ 4
Southern Conference

Event	Scrd As	Athlete	Yr	Scored Mark	Date	Pl. Pts.	Bonus	TOTAL
Scored bests come from CURRENT season								
▶ PV	27	Michael SEAMAN	JR	5.20m	17-¾	4/1/11	0.85	0.01 0.86
Team Total								0.86

153  **New Hampshire** ▲ 6
America East Conference

Event	Scrd As	Athlete	Yr	Scored Mark	Date	Pl. Pts.	Bonus	TOTAL
Scored bests come from CURRENT season								
▶ HT	27	Paul DETURK	SR	62.03m	203-6	4/23/11	0.85	0.00 0.85
Team Total								0.85

154  **Middle Tennessee** ▼ 5
Sun Belt Conference

Event	Scrd As	Athlete	Yr	Scored Mark	Date	Pl. Pts.	Bonus	TOTAL
Scored bests come from CURRENT season								
▶ HJ	30	Josh BUTLER	SR	2.14m	7-¾	4/9/11	0.7	0.14 0.84
Team Total								0.84

155  **Yale** ▼ 28
Ivy League

Event	Scrd As	Athlete	Yr	Scored Mark	Date	Pl. Pts.	Bonus	TOTAL
Scored bests come from CURRENT season								
▶ Steeple	32	Nathan RICHARDS	JR	8:54.15		4/22/11	0.6	0.22 0.82
Team Total								0.82

156  **North Dakota State** ▼ 2
The Summit League

Event	Scrd As	Athlete	Yr	Scored Mark	Date	Pl. Pts.	Bonus	TOTAL
Scored bests come from CURRENT season								
▶ 800m	51	Eric STROH	SR	1:49.71		4/16/11	0.09	0.09
Scored bests come from PRE-SEASON DATA								
▶ DEC	36	Weston LEUTZ	JR	7,290		4/14/10	0.4	0.00 0.40
▶ DEC	38	Ted RUD	SR	7,261		3/25/10	0.3	0.00 0.30
Team Total								0.79

157  **Georgetown** ▼ 1
BIG EAST Conference

Event	Scrd As	Athlete	Yr	Scored Mark	Date	Pl. Pts.	Bonus	TOTAL
Scored bests come from CURRENT season								
▶ H110	39	Chris KINNEY	SR	14.00		4/28/11	0.275	0.00 0.28
▶ H400	36	Toby ULM	JR	51.78		4/1/11	0.4	0.11 0.51
Team Total								0.78

158  **Dartmouth** ▼ 13
Ivy League

Event	Scrd As	Athlete	Yr	Scored Mark	Date	Pl. Pts.	Bonus	TOTAL
Scored bests come from CURRENT season								
▶ 10k	47	Ethan SHAW	JR	29:35.17		4/14/11	0.075	0.00 0.08
▶ HT	30	David IRVING	SR	61.98m	203-4	4/23/11	0.7	0.00 0.70
Team Total								0.77

159  **High Point** ▼ 21
Big South Conference

Event	Scrd As	Athlete	Yr	Scored Mark	Date	Pl. Pts.	Bonus	TOTAL
Scored bests come from CURRENT season								
▶ Steeple	33	Jacob SMITH	SO	8:54.24		4/21/11	0.55	0.21 0.76
Team Total								0.76

"Scrd As", short for "Scored As", Standing used for place points portion of performance's score combining preseason data (when applied) to current season data

Numbers in BLACK are both the performance's actual NCAA rank AND "scored as" rank Numbers in RED indicate actual NCAA rank does not exist or is worse than "scored as" rank Numbers in BLUE indicate actual NCAA rank is better than "scored as" rank

USTFCCCA Non-Member

Non-Member Schools Will NOT be ranked, beginning Week 2



2011 Outdoor Track & Field, Week #5

Only those who score >0.01 pts are shown
D denotes multiple-event rule in affect

MEN

160



Montana

Big Sky Conference

▲ 7

Event	Scrd As	Athlete	Yr	Scored Mark	Date	Pl. Pts.	Bonus	TOTAL
Scored bests come from CURRENT season								
▶ Steeple	38	Lynn REYNOLDS	JR	8:54.53	5/1/11	0.3	0.20	0.50
▶ JAV	45	Justin GRAFF	SO	67.07m 220-0	4/7/11	0.125	0.00	0.13
▶ JAV	46	Jason FLEMMER	SR	67.06m 220-0	4/23/11	0.1	0.00	0.10
Team Total								0.72

161



Boston University

America East Conference

Event	Scrd As	Athlete	Yr	Scored Mark	Date	Pl. Pts.	Bonus	TOTAL
Scored bests come from CURRENT season								
▶ 4x400	33	Page, Latty, Vitale, Senick		3:09.49	4/28/11	0.55	0.14	0.69
Team Total								0.69

162



South Alabama

Sun Belt Conference

▼ 2

Event	Scrd As	Athlete	Yr	Scored Mark	Date	Pl. Pts.	Bonus	TOTAL
Scored bests come from CURRENT season								
▶ 200m	37	Anton GRAPHENREED	JR	20.86w	4/23/11	0.35	0.20	0.55
▶ DISC	49	Joey TORRES	JR	53.73m 176-3	4/8/11	0.025	0.00	0.03
Team Total								0.58

163



UTPA

Great West Conference

Event	Scrd As	Athlete	Yr	Scored Mark	Date	Pl. Pts.	Bonus	TOTAL
Scored bests come from CURRENT season								
▶ 400m	35	Jameson STRACHAN	SR	46.60	4/30/11	0.45	0.11	0.56
Team Total								0.56

164



Northern Iowa

Missouri Valley Conference

▲ 7

Event	Scrd As	Athlete	Yr	Scored Mark	Date	Pl. Pts.	Bonus	TOTAL
Scored bests come from CURRENT season								
▶ PV	45	Sam KRANZ	SR	5.15m 16-10%	4/27/11	0.125	0.00	0.13
▶ SP	43	Justin ROMERO	JR	17.57m 57-7%	4/27/11	0.175	0.00	0.17
Scored bests come from PRE-SEASON DATA								
▶ DEC	40	Daniel GOORIS	JR	7,229	4/21/10	0.25	0.00	0.25
Team Total								0.55

165



CSU Bakersfield

Independent (DI)

Event	Scrd As	Athlete	Yr	Scored Mark	Date	Pl. Pts.	Bonus	TOTAL
Scored bests come from CURRENT season								
▶ 200m	38	Jordan TAYLOR	FR	20.87	4/30/11	0.3	0.18	0.48
Team Total								0.48

166



Loyola-Chicago

Horizon League

▲ 16

Event	Scrd As	Athlete	Yr	Scored Mark	Date	Pl. Pts.	Bonus	TOTAL
Scored bests come from CURRENT season								
▶ 800m	38	Declan MURRAY	SO	1:49.49	4/30/11	0.3	0.16	0.46
Team Total								0.46

167



UMass

Atlantic 10 Conference

Event	Scrd As	Athlete	Yr	Scored Mark	Date	Pl. Pts.	Bonus	TOTAL
Scored bests come from CURRENT season								
▶ Steeple	40	Sean DUNCAN	SR	8:55.12	4/30/11	0.25	0.16	0.41
Team Total								0.41

"Scrd As", short for "Scored As", Standing used for place points portion of performance's score combining preseason data (when applied) to current season data

Numbers in BLACK are both the performance's actual NCAA rank AND "scored as" rank Numbers in RED indicate actual NCAA rank does not exist or is worse than "scored as" rank Numbers in BLUE indicate actual NCAA rank is better than "scored as" rank

USTFCCCA Non-Member

Non-Member Schools Will NOT be ranked, beginning Week 2



2011 Outdoor Track & Field, Week #5

Only those who score >0.01 pts are shown
D denotes multiple-event rule in affect

MEN

168



UNC Asheville

Big South Conference

▼ 4

Event	Scrd As	Athlete	Yr	Scored Mark	Date	Pl. Pts.	Bonus	TOTAL
Scored bests come from CURRENT season								
JAV	36	Simon HAAKE	SR	68.15m	223-7	4/8/11	0.4	0.00 0.40
Team Total								0.40

169




Villanova

BIG EAST Conference

▼28

Event	Scrd As	Athlete	Yr	Scored Mark	Date	Pl. Pts.	Bonus	TOTAL
Scored bests come from CURRENT season								
1500m	47	Matthew GIBNEY	SR	3:44.95	4/22/11	0.075	0.02	0.09
5000m	41	Mathew MILDENHALL	SO	13:55.04	4/14/11	0.225	0.00	0.22
Team Total								0.32

170



UMES

Mid-Eastern Athletic Conference

▼ 7

Event	Scrd As	Athlete	Yr	Scored Mark	Date	Pl. Pts.	Bonus	TOTAL
Scored bests come from CURRENT season								
H110	50	Ackeen SMITH	JR	14.09w	4/1/11	0.01	0.00	0.01
H400	41	Andre WALSH	SO	51.84	4/1/11	0.225	0.07	0.30
Team Total								0.31

171



Belmont

Atlantic Sun Conference

▲ 1

Event	Scrd As	Athlete	Yr	Scored Mark	Date	Pl. Pts.	Bonus	TOTAL
Scored bests come from CURRENT season								
HT	38	Joe FRYE	SR	61.45m	201-7	4/22/11	0.3	0.00 0.30
Team Total								0.30

172



Xavier

Atlantic 10 Conference

▼19

Event	Scrd As	Athlete	Yr	Scored Mark	Date	Pl. Pts.	Bonus	TOTAL
Scored bests come from CURRENT season								
10k	39	Tommy KAUFFMANN	SR	29:28.12	3/25/11	0.275	0.01	0.28
Team Total								0.28

173



Eastern Michigan

Mid-American Conference

▼ 8

Event	Scrd As	Athlete	Yr	Scored Mark	Date	Pl. Pts.	Bonus	TOTAL
Scored bests come from CURRENT season								
TJ	39	Donald SCOTT	FR	15.45m	50-8 1/2	4/22/11	0.275	0.00 0.28
Team Total								0.28

173



UMBC

America East Conference

unch

Event	Scrd As	Athlete	Yr	Scored Mark	Date	Pl. Pts.	Bonus	TOTAL
Scored bests come from PRE-SEASON DATA								
DEC	39	Keith ONTO	SR	7,239	5/1/10	0.275	0.00	0.28
Team Total								0.28

175



Eastern Kentucky

Ohio Valley Conference

▼36

Event	Scrd As	Athlete	Yr	Scored Mark	Date	Pl. Pts.	Bonus	TOTAL
Scored bests come from CURRENT season								
5000m	40	Soufiane BOUCHIKHI	SO	13:54.37	4/22/11	0.25	0.00	0.25
Team Total								0.25

176



UC Riverside

Big West Conference

▼ 9

Event	Scrd As	Athlete	Yr	Scored Mark	Date	Pl. Pts.	Bonus	TOTAL
Scored bests come from CURRENT season								
TJ	41	Ryan SWAFFORD	SO	15.42m	50-7 1/2	4/22/11	0.225	0.00 0.22
HT	49	Caleb STUART	SO	60.57m	198-8	3/19/11	0.025	0.00 0.03
Team Total								0.25

177



Marquette

BIG EAST Conference

▼19

Event	Scrd As	Athlete	Yr	Scored Mark	Date	Pl. Pts.	Bonus	TOTAL
Scored bests come from CURRENT season								
10k	41	Nick SZCZEC	JR	29:29.91	4/14/11	0.225	0.00	0.22
Team Total								0.22

"Scrd As", short for "Scored As", Standing used for place points portion of performance's score combining preseason data (when applied) to current season data

Numbers in BLACK are both the performance's actual NCAA rank AND "scored as" rank Numbers in RED indicate actual NCAA rank does not exist or is worse than "scored as" rank Numbers in BLUE indicate actual NCAA rank is better than "scored as" rank

USTFCCCA Non-Member

Non-Member Schools Will NOT be ranked, beginning Week 2



2011 Outdoor Track & Field, Week #5

Only those who score >0.01 pts are shown
D denotes multiple-event rule in affect

MEN

178

**Gardner-Webb**

Big South Conference

▼ 3

Event	Scrd As	Athlete	Yr	Scored Mark	Date	Pl. Pts.	Bonus	TOTAL
Scored bests come from CURRENT season								
▶ HT	42	Christoph HUTSCHALIK	SR	61.08m	200-4	3/17/11	0.2	0.00 0.20
Team Total								0.20

183

**Binghamton**

America East Conference

▼ 6

Event	Scrd As	Athlete	Yr	Scored Mark	Date	Pl. Pts.	Bonus	TOTAL
Scored bests come from CURRENT season								
▶ 800m	56	Erik VAN INGEN	JR	1:49.83		4/22/11	0.05	0.05
Team Total								0.05

179

**Detroit**

Horizon League

▼ 9

Event	Scrd As	Athlete	Yr	Scored Mark	Date	Pl. Pts.	Bonus	TOTAL
Scored bests come from CURRENT season								
▶ 400m	45	Lesley HANNA	SR	46.72		4/14/11	0.125	0.03 0.15
Team Total								0.15

184

**Fresno State**

Western Athletic Conference

▼ 5

Event	Scrd As	Athlete	Yr	Scored Mark	Date	Pl. Pts.	Bonus	TOTAL
Scored bests come from CURRENT season								
▶ TJ	49	Justin LOVINGOOD	FR	15.35m	50-4½	4/30/11	0.025	0.00 0.03
Team Total								0.03

180

**Milwaukee**

Horizon League

▼ 5

Event	Scrd As	Athlete	Yr	Scored Mark	Date	Pl. Pts.	Bonus	TOTAL
Scored bests come from CURRENT season								
▶ PV	45	Ben CROGAN	JR	5.15m	16-10½	4/15/11	0.125	0.00 0.13
Team Total								0.13

184

**Robert Morris**

Northeast Conference

▼ 6

Event	Scrd As	Athlete	Yr	Scored Mark	Date	Pl. Pts.	Bonus	TOTAL
Scored bests come from CURRENT season								
▶ JAV	49	Jackson CORCORAN	FR	66.23m	217-3	4/1/11	0.025	0.00 0.03
Team Total								0.03

181

**Columbia**

Ivy League

▼ 12

Event	Scrd As	Athlete	Yr	Scored Mark	Date	Pl. Pts.	Bonus	TOTAL
Scored bests come from CURRENT season								
▶ 800m	49	Matt STEWART	SR	1:49.70		4/22/11	0.025	0.09 0.12
Team Total								0.12

182

**Navy**

Patriot League

▼ 31

Event	Scrd As	Athlete	Yr	Scored Mark	Date	Pl. Pts.	Bonus	TOTAL
Scored bests come from CURRENT season								
▶ 5000m	47	Andrew HANKO	SR	13:56.93		4/15/11	0.075	0.00 0.08
▶ JAV	50	Miles SNELGROVE	SO	66.18m	217-1	4/2/11	0.01	0.00 0.01
Team Total								0.09

"Scrd As", short for "Scored As", Standing used for place points portion of performance's score combining preseason data (when applied) to current season data

Numbers in BLACK are both the performance's actual NCAA rank AND "scored as" rank Numbers in RED indicate actual NCAA rank does not exist or is worse than "scored as" rank Numbers in BLUE indicate actual NCAA rank is better than "scored as" rank

USTFCCCA Non-Member

Non-Member Schools Will NOT be ranked, beginning Week 2




USTFCCCA NCAA Division I National Team Computer Rankings


as of 5/3/2011 11:09:15 AM

2011 Outdoor Track & Field, Week #5

Only those who score >0.01 pts are shown
D denotes multiple-event rule in affect

WOMEN

I				LSU		Southeastern Conference		unch	
Event	Scrd As	Athlete	Yr	Scored Mark	Date	Pl. Pts.	Bonus	TOTAL	
Scored bests come from CURRENT season									
▶ 100m	2	Semoy HACKETT	JR	10.98w	4/6/11	28	2.92	30.92	
▶ 100m	4	Kimberlyn DUNCAN	SO	11.07w	4/6/11	24	2.05	26.05	
▶ 100m	17	Kenyanna WILSON	SR	11.26w	4/23/11	4.5	0.60	5.10	
▶ 100m	28	Toshika SYLVESTER	FR	11.39w	4/23/11	0.8	0.20	1.00	
▶ 200m	1	Kimberlyn DUNCAN	SO	22.18w	4/23/11	30	5.08	35.08	
▶ 200m	5	Semoy HACKETT	JR	22.92	4/16/11	22	1.52	23.52	
▶ 200m	36	Rebecca ALEXANDER	JR	23.41w	4/23/11	0.4	0.14	0.54	
▶ 400m	35	Latoya MCDERMOTT	SO	53.75	4/23/11	0.45	0.18	0.63	
▶ 400m	42	Jonique DAY	JR	53.91	4/2/11	0.2	0.08	0.28	
▶ 400m	52	Siedda HERBERT	SO	54.03	4/23/11		0.00	0.00	
▶ 800m	8	Brittany HALL	SR	2:04.88	4/2/11	16	1.08	17.08	
▶ 800m	11	Charlene LIPSEY	SO	2:05.05	4/2/11	10	0.96	10.96	
▶ H100	3	Jasmin STOWERS	FR	12.86w	4/6/11	26	2.37	28.37	
▶ H100	11	Tenaya JONES	SR	13.05w	4/23/11	10	0.99	10.99	
▶ H400	3	Cassandra TATE	JR	56.31	4/23/11	26	2.52	28.52	
▶ 4x100	2	Wilson, Hackett, Alexander, Duncan		43.31	4/23/11	28	2.80	30.80	
▶ 4x400	6	Alexander, McDermott, Day, Tate		3:32.65	4/28/11	20	1.61	21.61	
▶ HJ	18	Brittani CARTER	SR	1.79m	5-10½	4	0.35	4.35	
▶ PV	4	Rachel LAURENT	JR	4.35m	14-3¼	24	2.15	26.15	
▶ LJ	23	Jennifer CLAYTON	FR	6.25mw	20-6¼	1.5	0.30	1.80	
▶ LJ	30	Melissa OGBOURNE	SR	6.23mw	20-5¼	0.7	0.21	0.91	
▶ TJ	12	Melissa OGBOURNE	SR	13.05mw	42-9¾	9	0.64	9.64	
▶ TJ	19	Lynnika PITTS	FR	12.90mw	42-4	3.5	0.35	3.85	
▶ DISC	13	Samia STOKES	JR	54.05m	177-4	8	0.67	8.67	
▶ JAV	42	Annie SIMONEAUX	FR	46.10m	151-3	0.2	0.00	0.20	
Team Total							327.03		

2				Texas A&M		unch		
Big 12 Conference								
Event	Scrd As	Athlete	Yr	Scored Mark	Date	Pl. Pts.	Bonus	TOTAL
Scored bests come from CURRENT season								
▶ 100m	1	Jeneba TARMOH	JR	10.94w	4/6/11	30	3.32	33.32
▶ 100m	3	Dominique DUNCAN	JR	11.05w	4/6/11	26	2.24	28.24
▶ 100m	14	Ashley COLLIER	FR	11.22w	4/16/11	7	0.80	7.80
▶ 100m	42	Jessica BEARD	SR	11.49w	4/16/11	0.2	0.00	0.20
▶ 200m	2	Dominique DUNCAN	JR	22.79w	4/16/11	28	2.13	30.13
▶ 200m	12	Jeneba TARMOH	JR	23.09	4/23/11	9	0.78	9.78
▶ 200m	33	Jessica BEARD	SR	23.40	3/25/11	0.55	0.16	0.71
▶ 200m	33	Ashley COLLIER	FR	23.40	4/23/11	0.55	0.16	0.71
▶ 400m	1	Jessica BEARD	SR	51.55	4/2/11	30	3.60	33.60
▶ 400m	12	Ibukun MAYUNGBE	FR	53.06	4/2/11	9	0.75	9.75
▶ 400m	29	Andrea SUTHERLAND	SR	53.67	4/2/11	0.75	0.23	0.98
▶ 10k	25	Katherine DEVLIN	SO	33:56.98	4/14/11	0.95	0.32	1.27
▶ H100	6	Natasha RUDDOCK	SR	12.96w	4/23/11	20	1.55	21.55
▶ H100	47	Gabby MAYO	SR	13.58	4/28/11	0.075	0.00	0.08
▶ H400	15	Andrea SUTHERLAND	SR	57.65	4/6/11	6	0.67	6.67
▶ 4x100	1	Collier, Tarmoh, Duncan, Beard		42.87	4/6/11	30	3.85	33.85
▶ 4x400	1	Tarmoh, Mayungbe, Sutherland, Beard		3:27.33	4/6/11	30	4.27	34.27
▶ PV	15	Laura ASIMAKIS	JR	4.19m	13-9	6	0.66	6.66
▶ LJ	49	Sasha-Kay MATTHIAS	SR	6.09mw	19-11½	0.025	0.00	0.03
▶ TJ	16	Sasha-Kay MATTHIAS	SR	12.96m	42-6¾	5	0.46	5.46
▶ TJ	36	Tiffany PETERS	SR	12.71m	41-8¾	0.4	0.01	0.41
▶ JAV	13	Emalie HUMPHREYS	SR	51.18m	167-11	8	1.12	9.12
▶ JAV	17	Laura ASIMAKIS	JR	49.34m	161-10	4.5	0.58	5.08
▶ HEPT	8	Daphne FITZPATRICK	SR	5,638	4/6/11	16	1.21	17.21
Team Total							296.89	

"Scrd As", short for "Scored As", Standing used for place points portion of performance's score combining preseason data (when applied) to current season data

Numbers in BLACK are both the performance's actual NCAA rank AND "scored as" rank Numbers in RED indicate actual NCAA rank does not exist or is worse than "scored as" rank Numbers in BLUE indicate actual NCAA rank is better than "scored as" rank

USTFCCCA Non-Member

Non-Member Schools Will NOT be ranked, beginning Week 2



2011 Outdoor Track & Field, Week #5

Only those who score >0.01 pts are shown
D denotes multiple-event rule in affect

WOMEN

3




Oregon

Pacific-10 Conference

unch

Event	Scrd As	Athlete	Yr	Scored Mark	Date	Pl. Pts.	Bonus	TOTAL
Scored bests come from CURRENT season								
100m	19	English GARDNER	FR	11.30	4/14/11	3.5	0.48	3.98
100m	30	Amber PURVIS	JR	11.42	4/14/11	0.7	0.11	0.81
200m	15	Amber PURVIS	JR	23.13	4/22/11	D 6	0.66	2.66
200m	19	English GARDNER	FR	23.22	4/22/11	3.5	0.43	3.93
200m	44	Mandy WHITE	SR	23.59	4/14/11	0.15	0.00	0.15
400m	9	Amber PURVIS	JR	52.80	4/9/11	14	1.10	15.10
800m	1	Anne KESSELRING	SO	2:02.44	4/22/11	30	2.94	32.94
800m	11	Laura ROESLER	FR	2:05.05	4/14/11	10	0.96	10.96
1500m	1	Jordan HASAY	SO	4:10.28	5/1/11	30	2.89	32.89
1500m	12	Anne KESSELRING	SO	4:16.55	4/14/11	9	0.83	2.83
1500m	36	Becca FRIDAY	SO	4:20.58	4/9/11	0.4	0.18	0.58
5000m	2	Jordan HASAY	SO	15:37.29	4/14/11	D 28	2.83	4.83
10k	20	Bronwyn CROSSMAN	JR	33:43.99	3/25/11	3	0.58	3.58
10k	24	Sarah ANDREWS	FR	33:53.44	3/25/11	1	0.39	1.39
Steeple	5	Claire MICHEL	SR	10:04.65	5/1/11	22	1.53	23.53
Steeple	11	Melanie THOMPSON	FR	10:12.09	4/9/11	10	0.73	10.73
4x100	8	White, Purvis, Newson, Gardner		43.82	4/22/11	16	1.60	17.60
4x400	5	Okodogbe, Purvis, Francis, Roesler		3:32.63	4/14/11	22	1.62	23.62
PV	39	Jordan ROSKELLEY	SR	4.01m	13-14	0.275	0.00	0.28
LJ	3	Jamesha YOUNGBLOOD	SR	6.45m	21-2	26	2.16	28.16
DISC	37	Laura BOBEK	FR	51.07m	167-6	0.35	0.00	0.35
Scored bests come from PRE-SEASON DATA								
HEPT	1	Brianne THEISEN	SR	6,094	6/12/10	30	4.67	34.67
Team Total								255.55

4



Clemson

Atlantic Coast Conference

unch

Event	Scrd As	Athlete	Yr	Scored Mark	Date	Pl. Pts.	Bonus	TOTAL
Scored bests come from CURRENT season								
100m	16	Stormy KENDRICK	SO	11.23w	4/6/11	5	0.74	5.74
100m	25	Jasmine EDGERSON	SO	11.36w	4/21/11	0.95	0.29	1.24
200m	12	Stormy KENDRICK	SO	23.09	4/21/11	9	0.78	9.78
200m	23	Marlena WESH	SO	23.26	4/21/11	1.5	0.37	1.87
400m	4	Marlena WESH	SO	52.28	4/21/11	24	2.12	26.12
10k	4	Kimberly RUCK	JR	33:16.45	3/25/11	24	1.93	25.93
H100	6	Brianna ROLLINS	FR	12.96w	4/6/11	20	1.55	21.55
H100	11	Bridgette OWENS	FR	13.05w	4/6/11	10	0.99	10.99
H100	15	Michaylin GOLLADAY	SR	13.15	4/21/11	6	0.61	6.61
H400	13	Marlena WESH	SO	57.49	4/6/11	D 8	0.76	2.76
H400	29	Sonni AUSTIN	SO	58.77	4/21/11	0.75	0.02	0.77
Steeple	6	Alyssa KULIK	JR	10:05.51	4/21/11	20	1.44	21.44
4x100	15	Golladay, Kendrick, Morris, Edgersen		44.27	4/21/11	6	0.79	6.79
4x400	12	Wesh, Kendrick, Austin, Rollins		3:35.18	4/1/11	9	0.78	9.78
HJ	10	April SINKLER	JR	1.82m	5-11 1/2	12	1.08	13.08
PV	29	Lauren TERSTAPPEN	FR	4.06m	13-3 3/4	0.75	0.00	0.75
LJ	34	April SINKLER	JR	6.20mw	20-4 1/4	0.5	0.06	0.56
LJ	49	Jasmine BRUNSON	SO	6.09m	19-11 1/4	0.025	0.00	0.03
TJ	2	Patricia MAMONA	SR	13.82mw	45-4 1/4	28	3.97	31.97
TJ	10	April SINKLER	JR	13.08m	42-11	12	0.74	12.74
JAV	34	Liane WEBER	SR	46.82m	153-7	0.5	0.00	0.50
HEPT	30	Patricia MAMONA	SR	5,293	4/21/11	0.7	0.00	0.70
Scored bests come from PRE-SEASON DATA								
HEPT	2	Liane WEBER	SR	5,928	4/15/10	28	3.17	31.17
HEPT	49	Karine FARIAS	SO	5,085	5/11/10	0.025	0.00	0.03
Team Total								242.90

"Scrd As", short for "Scored As", Standing used for place points portion of performance's score combining preseason data (when applied) to current season data

Numbers in BLACK are both the performance's actual NCAA rank AND "scored as" rank Numbers in RED indicate actual NCAA rank does not exist or is worse than "scored as" rank Numbers in BLUE indicate actual NCAA rank is better than "scored as" rank

USTFCCCA Non-Member

Non-Member Schools Will NOT be ranked, beginning Week 2



2011 Outdoor Track & Field, Week #5

Only those who score >0.01 pts are shown
D denotes multiple-event rule in affect

WOMEN

5



Southern California

unch

Pacific-10 Conference

Event	Scrd As	Athlete	Yr	Scored Mark	Date	Pl. Pts.	Bonus	TOTAL	
Scored bests come from CURRENT season									
▶ 100m	13	Jessica DAVIS	FR	11.21w	4/6/11	8	0.86	8.86	
▶ 100m	35	Aareon PAYNE	JR	11.45	4/30/11	0.45	0.01	0.46	
▶ 100m	38	Loudia LAARMAN	FR	11.47w	4/6/11	0.3	0.00	0.30	
▶ 200m	3	Aareon PAYNE	JR	22.83	4/14/11	26	1.94	27.94	
▶ 200m	9	Jessica DAVIS	FR	22.98	4/14/11	14	1.25	15.25	
▶ 5000m	13	Zsofia ERDELYI	SR	16:00.11	4/14/11	D 8	0.68	2.68	
▶ 10k	10	Zsofia ERDELYI	SR	33:26.47	3/25/11	12	1.34	13.34	
▶ H100	1	Nia ALI	SR	12.74w	4/6/11	30	3.36	33.36	
▶ H100	20	Lauren BLACKBURN	FR	13.22	4/30/11	3	0.43	3.43	
▶ H400	9	Dalilah MUHAMMAD	JR	56.98	4/30/11	14	1.37	15.37	
▶ 4x100	10	Laarman, Payne, Puterbaugh, Davis		43.95	4/14/11	12	1.30	13.30	
▶ HJ	18	Nia ALI	SR	1.79m	5-10%	4/30/11	4	0.35	4.35
▶ TJ	11	Alitta BOYD	SO	13.07mw	42-10%	4/6/11	10	0.71	10.71
▶ HT	5	Jenny OZORAI	FR	64.70m	212-3	4/30/11	22	1.84	23.84
▶ HT	10	Marissa MINDERLER	SR	62.60m	205-4	3/19/11	12	0.92	12.92
▶ JAV	35	Marissa MINDERLER	SR	46.81m	153-7	4/2/11	0.45	0.00	0.45
Scored bests come from PRE-SEASON DATA									
▶ HEPT	5	Nia ALI	SR	5,828	6/12/09	22	2.38	24.38	
▶ HEPT	16	Shana WOODS	SR	5,490	5/10/09	5	0.58	5.58	
Team Total								216.51	

6



Oklahoma

unch

Big 12 Conference

Event	Scrd As	Athlete	Yr	Scored Mark	Date	Pl. Pts.	Bonus	TOTAL	
Scored bests come from CURRENT season									
▶ 100m	14	Candyce MCGRONE	JR	11.22w	4/23/11	7	0.80	7.80	
▶ 100m	21	Shawna ANDERSON	JR	11.31w	4/23/11	2.5	0.45	2.95	
▶ 100m	45	Sherine WELLS	JR	11.50	4/23/11	0.125	0.00	0.13	
▶ 200m	4	Candyce MCGRONE	JR	22.86w	4/16/11	24	1.80	25.80	
▶ 800m	26	Shakeeri COLE	JR	2:06.53	4/27/11	0.9	0.29	1.19	
▶ 800m	36	Natalie CRAIN	JR	2:07.00	5/1/11	0.4	0.18	0.58	
▶ 800m	42	Kelsey BROWN	FR	2:07.17	5/1/11	0.2	0.14	0.34	
▶ 5000m	22	Jessica ENGEL	JR	16:07.64	5/1/11	2	0.36	2.36	
▶ H100	47	Latoya GREAVES	SR	13.58	4/27/11	0.075	0.00	0.08	
▶ 4x100	11	Wells, Anderson, Simmons, McGrone		43.99	4/27/11	10	1.22	11.22	
▶ 4x400	15	Cole, Rolle, Ejesieme, Wells		3:36.01	4/27/11	6	0.61	6.61	
▶ HJ	40	Chenale SMITH	SO	1.75m	5-8%	3/26/11	0.25	0.00	0.25
▶ PV	18	Alexandra ACKER	JR	4.15m	13-7%	4/16/11	4	0.42	4.42
▶ PV	39	Sarah PAPPAS	SR	4.01m	13-1%	4/7/11	0.275	0.00	0.28
▶ LJ	5	Ti'Anca MOCK	SR	6.43mw	21-1%	4/23/11	22	1.88	23.88
▶ LJ	13	Jasmine SIMMONS	SR	6.37mw	20-10%	4/23/11	8	1.09	9.09
▶ TJ	13	Jasmine SIMMONS	SR	13.04mw	42-9%	4/27/11	8	0.60	8.60
▶ SP	4	Tia BROOKS	SO	17.60m	57-9	4/23/11	24	2.78	26.78
▶ SP	5	Karen SHUMP	SO	17.36m	56-11%	4/7/11	22	2.06	24.06
▶ DISC	3	Brittany BORMAN	JR	56.44m	185-2	4/8/11	26	2.67	28.67
▶ DISC	23	Karen SHUMP	SO	52.89m	173-6	4/27/11	1.5	0.23	1.73
▶ DISC	39	Kelsey POLJANSEK	SR	50.63m	166-1	3/26/11	0.275	0.00	0.28
▶ DISC	45	Bailey WAGNER	JR	50.24m	164-10	3/26/11	0.125	0.00	0.13
▶ JAV	5	Brittany BORMAN	JR	52.29m	171-6	4/23/11	22	1.74	23.74
Team Total								210.95	

"Scrd As", short for "Scored As", Standing used for place points portion of performance's score combining preseason data (when applied) to current season data

Numbers in BLACK are both the performance's actual NCAA rank AND "scored as" rank Numbers in RED indicate actual NCAA rank does not exist or is worse than "scored as" rank Numbers in BLUE indicate actual NCAA rank is better than "scored as" rank

USTFCCCA Non-Member

Non-Member Schools Will NOT be ranked, beginning Week 2



2011 Outdoor Track & Field, Week #5

Only those who score >0.01 pts are shown
D denotes multiple-event rule in affect

WOMEN

7



Arizona

Pacific-10 Conference

unch

Event	Scrd As	Athlete	Yr	Scored Mark	Date	Pl. Pts.	Bonus	TOTAL	
Scored bests come from CURRENT season									
▶ 400m	30	Shapri ROMERO	FR	53.69	4/14/11	0.7	0.22	0.92	
▶ 400m	31	Georganne MOLINE	SO	53.70	4/14/11	0.65	0.21	0.86	
▶ 800m	4	Christina RODGERS	SR	2:03.93	4/14/11	24	1.80	25.80	
▶ 5000m	17	Jennifer BERGMAN	SO	16:04.72	4/14/11	D	4.5	2.46	
▶ 10k	15	Jennifer BERGMAN	SO	33:38.81	3/25/11	6	0.71	6.71	
▶ H100	22	LaTisha HOLDEN	SR	13.24	4/14/11	2	0.37	2.37	
▶ H100	32	Dahlys MARSHALL	JR	13.40	4/14/11	0.6	0.00	0.60	
▶ H400	12	Georganne MOLINE	SO	57.41	4/2/11	9	0.86	9.86	
▶ Steeple	17	Hannah MOEN	JR	10:15.91	4/30/11	4.5	0.49	4.99	
▶ Steeple	33	Margaret CALLAHAN	SR	10:22.87	3/25/11	0.55	0.12	0.67	
▶ 4x400	13	Rodgers, Romero, Blevins, Moline		3:35.78	4/6/11	8	0.64	8.64	
▶ HJ	1	Brigetta BARRETT	SO	1.90m	6-2½	4/14/11	30	5.23	35.23
▶ SP	1	Julie LABONTE	SO	17.83m	58-6	4/22/11	30	3.57	33.57
▶ SP	9	Alyssa HASSLEN	SO	17.10m	56-1¼	3/18/11	14	1.46	15.46
▶ SP	10	Baillie GIBSON	FR	17.07m	56-0	4/14/11	12	1.39	13.39
▶ SP	42	Omotayo TALABI	SO	15.60m	51-2¼	4/22/11	0.2	0.00	0.20
▶ DISC	11	Baillie GIBSON	FR	54.22m	177-10	4/22/11	10	0.79	10.79
▶ DISC	26	Julie LABONTE	SO	52.54m	172-4	4/30/11	0.9	0.10	1.00
▶ DISC	30	Taylor FREEMAN	SO	52.19m	171-2	4/22/11	0.7	0.00	0.70
▶ DISC	31	Alyssa HASSLEN	SO	52.18m	171-2	4/30/11	0.65	0.00	0.65
Team Total								174.86	

8



Arkansas

Southeastern Conference

▲ 3

Event	Scrd As	Athlete	Yr	Scored Mark	Date	Pl. Pts.	Bonus	TOTAL	
Scored bests come from CURRENT season									
▶ 200m	26	Regina GEORGE	SO	23.29w	4/16/11	0.9	0.32	1.22	
▶ 400m	2	Shelise WILLIAMS	SR	52.12	4/14/11	28	2.44	30.44	
▶ 400m	8	Regina GEORGE	SO	52.73	4/16/11	16	1.23	17.23	
▶ 800m	5	Stephanie BROWN	SO	2:04.31	5/1/11	22	1.51	23.51	
▶ 1500m	16	Stephanie BROWN	SO	4:17.21	4/14/11	D 5	0.67	2.67	
▶ 1500m	17	Kristen GILLESPIE	JR	4:17.45	5/1/11	4.5	0.61	5.11	
▶ 1500m	29	Jillian ROSEN	JR	4:20.01	5/1/11	0.75	0.25	1.00	
▶ 5000m	43	Miranda WALKER	SR	16:15.99	3/25/11	0.175	0.10	0.27	
▶ 10k	45	Miranda WALKER	SR	34:35.31	4/14/11	0.125	0.00	0.13	
▶ H100	29	Ivanique KEMP	FR	13.34	4/27/11	0.75	0.11	0.86	
▶ H100	36	Brittany HYTER	JR	13.43	4/2/11	0.4	0.00	0.40	
▶ H400	39	Brittany HYTER	JR	59.21	4/6/11	0.275	0.00	0.28	
▶ Steeple	34	Cali GEORGE	JR	10:23.08	5/1/11	0.5	0.11	0.61	
▶ Steeple	36	Megan JACKSON	SR	10:23.49	4/14/11	0.4	0.09	0.49	
▶ 4x100	21	Flowers, Jones, Williams, Sutej		44.80	4/2/11	2.5	0.39	2.89	
▶ 4x400	2	George, Williams, Flowers, Hyter		3:28.63	4/27/11	28	3.59	31.59	
▶ PV	1	Tina SUTEJ	JR	4.50m	14-9	4/6/11	30	4.59	34.59
▶ PV	12	Tara DIEBOLD	JR	4.20m	13-9¼	4/2/11	9	0.72	9.72
▶ HEPT	11	Makeba ALCIDE	SO	5,543	4/6/11	10	0.74	10.74	
▶ HEPT	47	Leah ORLEY	SO	5,090	4/22/11	0.075	0.00	0.08	
Team Total								173.83	

"Scrd As", short for "Scored As", Standing used for place points portion of performance's score combining preseason data (when applied) to current season data

Numbers in BLACK are both the performance's actual NCAA rank AND "scored as" rank Numbers in RED indicate actual NCAA rank does not exist or is worse than "scored as" rank Numbers in BLUE indicate actual NCAA rank is better than "scored as" rank

USTFCCCA Non-Member

Non-Member Schools Will NOT be ranked, beginning Week 2



USTFCCCA NCAA Division I National Team Computer Rankings

as of 5/3/2011 11:09:17 AM

2011 Outdoor Track & Field, Week #5

Only those who score >0.01 pts are shown
D denotes multiple-event rule in affect

WOMEN

9



Texas

Big 12 Conference

▼ 1

Event	Scrd As	Athlete	Yr	Scored Mark		Date	Pl. Pts.	Bonus	TOTAL
Scored bests come from CURRENT season									
▶ 100m	30	Chalonda GOODMAN	SO	11.42w		4/6/11	0.7	0.11	0.81
▶ 100m	37	Allison PETER	FR	11.46w		4/6/11	0.35	0.00	0.35
▶ 200m	17	Christy UDOH	FR	23.18		3/25/11	4.5	0.51	5.01
▶ 200m	19	Allison PETER	FR	23.22		3/19/11	3.5	0.43	3.93
▶ 200m	24	Stacey-Ann SMITH	JR	23.27		3/19/11	1	0.35	1.35
▶ 200m	29	Chantel MALONE	SR	23.37		3/25/11	0.75	0.20	0.95
▶ 200m	50	Chalonda GOODMAN	SO	23.63		4/23/11	0.01	0.00	0.01
▶ 400m	16	Briana NELSON	FR	53.12		3/25/11	5	0.68	5.68
▶ 400m	20	Chantel MALONE	SR	53.42		4/23/11	3	0.39	3.39
▶ 400m	36	Kendra CHAMBERS	SO	53.77		3/25/11	0.4	0.17	0.57
▶ 400m	42	Angele COOPER	JR	53.91		4/23/11	0.2	0.08	0.28
▶ 400m	50	Danielle DOWIE	FR	54.01		4/23/11	0.01	0.01	0.02
▶ 800m	45	Marielle HALL	FR	2:07.25		3/25/11	0.125	0.12	0.24
▶ 5000m	26	Sara SUTHERLAND	FR	16:09.52		4/28/11	0.9	0.30	1.20
▶ H400	10	Angele COOPER	JR	57.03		4/6/11	12	1.31	13.31
▶ H400	11	Danielle DOWIE	FR	57.33		3/19/11	10	0.95	10.95
▶ 4x100	5	Malone, Goodman, Udoh, Peter		43.78		4/6/11	22	1.69	23.69
▶ 4x400	3	Cooper, Nelson, Chambers, Malone		3:30.08		4/28/11	26	2.84	28.84
▶ HJ	2	Shanay BRISCOE	FR	1.86m	6-1½	4/6/11	28	2.96	30.96
▶ HJ	11	Victoria LUCAS	JR	1.80m	5-10½	4/23/11	10	0.54	10.54
▶ HJ	40	Beverly OWOYELE	JR	1.75m	5-8½	4/23/11	0.25	0.00	0.25
▶ HJ	40	Alicia PETERSON	SO	1.75m	5-8½	4/23/11	0.25	0.00	0.25
▶ PV	45	Natasha MASTERSON	SO	4.00m	13-1½	4/6/11	0.125	0.00	0.13
▶ LJ	7	Chantel MALONE	SR	6.40mw	21-0	4/6/11	18	1.45	19.45
▶ LJ	20	A'Lexus BRANNON	FR	6.27mw	20-7	4/6/11	3	0.40	3.40
▶ SP	25	Helen UBABUIKE	SO	16.12m	52-10½	4/6/11	0.95	0.17	1.12
▶ SP	34	Amanda VAN DYKE	JR	15.77m	51-9	3/25/11	0.5	0.00	0.50
▶ DISC	18	Okwukwe OKOLIE	JR	53.34m	175-0	3/25/11	4	0.40	4.40
Team Total							171.57		

10



Baylor

Big 12 Conference

▲ 2

Event	Scrd As	Athlete	Yr	Scored Mark		Date	Pl. Pts.	Bonus	TOTAL
Scored bests come from CURRENT season									
▶ 100m	5	Tiffany TOWNSEND	SR	11.09w		4/6/11	22	1.85	23.85
▶ 100m	26	Tiffani MCREYNOLDS	FR	11.37w		4/23/11	0.9	0.26	1.16
▶ 200m	21	Tiffany TOWNSEND	SR	23.25		4/23/11	2.5	0.38	2.88
▶ 200m	39	Diamond RICHARDSON	JR	23.52		3/18/11	0.275	0.00	0.28
▶ 400m	19	Diamond RICHARDSON	JR	53.37		4/23/11	3.5	0.42	3.92
▶ H100	1	Tiffani MCREYNOLDS	FR	12.74w		4/6/11	30	3.36	33.36
▶ H400	21	Christina HOLLAND	SO	57.98		4/23/11	2.5	0.47	2.97
▶ 4x100	4	McReynolds, Townsend, Bruce, Carr		43.75		4/27/11	24	1.76	25.76
▶ 4x400	4	Richardson, Townsend, Ogunmokon, Bruce		3:31.58		4/27/11	24	2.08	26.08
▶ HJ	40	Dess MEEK	SR	1.75m	5-8½	4/23/11	0.25	0.00	0.25
▶ TJ	8	Jessica UBANYIONWU	JR	13.17m	43-2½	4/23/11	16	1.06	17.06
▶ SP	8	Skylar WHITE	SO	17.16m	56-3½	3/25/11	16	1.60	17.60
▶ DISC	9	Skylar WHITE	SO	54.34m	178-3	4/23/11	14	0.88	14.88
Team Total									170.06

"Scrd As", short for "Scored As", Standing used for place points portion of performance's score combining preseason data (when applied) to current season data

Numbers in BLACK are both the performance's actual NCAA rank AND "scored as" rank Numbers in RED indicate actual NCAA rank does not exist or is worse than "scored as" rank Numbers in BLUE indicate actual NCAA rank is better than "scored as" rank

USTFCCCA Non-Member

Non-Member Schools Will NOT be ranked, beginning Week 2



2011 Outdoor Track & Field, Week #5

Only those who score >0.01 pts are shown
D denotes multiple-event rule in affect

WOMEN

11




Texas Tech

Big 12 Conference

▼ 2

Event	Scrd As	Athlete	Yr	Scored Mark	Date	Pl. Pts.	Bonus	TOTAL
Scored bests come from CURRENT season								
▶ 100m	21	Terra EVANS	JR	11.31w	4/6/11	2.5	0.45	2.95
▶ 100m	26	Erica ALEXANDER	JR	11.37w	4/2/11	0.9	0.26	1.16
▶ 100m	49	Tara THOMAS	JR	11.53w	4/2/11	0.025	0.00	0.03
▶ 200m	8	Candace JACKSON	SO	22.96w	4/2/11	D 16	1.34	3.34
▶ 200m	12	Terra EVANS	JR	23.09w	4/2/11	9	0.78	9.78
▶ 200m	29	Taylor EVANS	JR	23.37w	3/26/11	0.75	0.20	0.95
▶ 400m	7	Candace JACKSON	SO	52.71	4/22/11	18	1.27	19.27
▶ 400m	12	Taylor EVANS	JR	53.06	4/14/11	9	0.75	9.75
▶ 800m	17	Caroline JEPLETING	JR	2:05.67	4/2/11	4.5	0.62	5.12
▶ 1500m	27	Caroline JEPLETING	JR	4:19.77	4/14/11	0.85	0.28	1.13
▶ H100	16	Kelsey LLOYD	SR	13.16w	4/6/11	5	0.59	5.59
▶ H100	23	Katie GRIMES	SO	13.25	4/22/11	1.5	0.35	1.85
▶ 4x100	12	Alexander, Evans, Jackson, Evans		44.16	4/2/11	9	0.96	9.96
▶ 4x400	9	Graham, Evans, Jackson, Lloyd		3:33.36	4/14/11	14	1.38	15.38
▶ PV	2	Shade WEYGANDT	SO	4.45m 14-7½	4/6/11	28	3.73	31.73
▶ SP	11	Ifeatu OKAFOR	SO	16.98m 55-8½	4/29/11	10	1.19	11.19
▶ SP	13	Kelly CLOSSE	JR	16.60m 54-5½	4/14/11	8	0.74	8.74
▶ DISC	15	Ifeatu OKAFOR	SO	53.77m 176-5	4/22/11	6	0.57	6.57
▶ DISC	21	Kelly CLOSSE	JR	52.92m 173-7	4/29/11	2.5	0.24	2.74
Team Total								147.22

12



Arizona State

Pacific-10 Conference

▼ 2

Event	Scrd As	Athlete	Yr	Scored Mark	Date	Pl. Pts.	Bonus	TOTAL
Scored bests come from CURRENT season								
▶ 100m	45	Kayla SANCHEZ	JR	11.50w	4/22/11	0.125	0.00	0.13
▶ H100	17	Jasmine CHANEY	SR	13.18	3/25/11	4.5	0.53	5.03
▶ H400	4	Jasmine CHANEY	SR	56.61	4/7/11	24	1.98	25.98
▶ H400	18	Kayla SANCHEZ	JR	57.76	4/14/11	4	0.60	4.60
▶ H400	20	Keia PINNICK	SO	57.97	4/14/11	3	0.48	3.48
▶ Steeple	43	Kauren TARVER	JR	10:26.97	4/30/11	0.175	0.00	0.17
▶ 4x100	17	Gooden, Sanchez, Herring, Chaney		44.46	4/30/11	4.5	0.65	5.15
▶ 4x400	7	Herring, Sanchez, Pinnick, Chaney		3:33.22	4/14/11	18	1.42	19.42
▶ HJ	40	Samantha HENDERSON	SR	1.75m 5-8¾	3/31/11	0.25	0.00	0.25
▶ PV	38	Shaylah SIMPSON	FR	4.02m 13-2¾	3/18/11	0.3	0.00	0.30
▶ LJ	9	Christabel NETTEY	SO	6.38m 20-11¾	4/7/11	14	1.19	15.19
▶ LJ	23	Alycia HERRING	FR	6.25m 20-6¾	3/18/11	1.5	0.30	1.80
▶ LJ	45	Keia PINNICK	SO	6.12m 20-1	3/18/11	0.125	0.00	0.13
▶ LJ	49	Samantha HENDERSON	SR	6.09mw 19-11¾	4/22/11	0.025	0.00	0.03
▶ SP	7	Anna JELMINI	FR	17.24m 56-6¾	4/14/11	18	1.78	19.78
▶ DISC	1	Anna JELMINI	FR	60.54m 198-7	4/22/11	30	7.24	37.24
▶ DISC	41	Cj NAVARRO	JR	50.45m 165-6	4/7/11	0.225	0.00	0.22
▶ HT	39	Cj NAVARRO	JR	58.09m 190-7	4/22/11	0.275	0.00	0.28
▶ HEPT	19	Keia PINNICK	SO	5,455	3/31/11	3.5	0.47	3.97
▶ HEPT	20	Samantha HENDERSON	SR	5,424	3/31/11	3	0.37	3.37
Team Total								146.51

"Scrd As", short for "Scored As", Standing used for place points portion of performance's score combining preseason data (when applied) to current season data

Numbers in BLACK are both the performance's actual NCAA rank AND "scored as" rank Numbers in RED indicate actual NCAA rank does not exist or is worse than "scored as" rank Numbers in BLUE indicate actual NCAA rank is better than "scored as" rank

USTFCCCA Non-Member

Non-Member Schools Will NOT be ranked, beginning Week 2



2011 Outdoor Track & Field, Week #5

Only those who score >0.01 pts are shown
D denotes multiple-event rule in affect

WOMEN

13



Auburn

Southeastern Conference

unch

Event	Scrd As	Athlete	Yr	Scored Mark	Date	Pl. Pts.	Bonus	TOTAL
Scored bests come from CURRENT season								
100m	9	Sheniqua FERGUSON	SR	11.17	4/15/11	14	1.12	15.12
100m	38	Joanna ATKINS	SR	11.47	4/23/11	0.3	0.00	0.30
200m	5	Nivea SMITH	JR	22.92w	4/23/11	22	1.52	23.52
200m	5	Sheniqua FERGUSON	SR	22.92	4/8/11	22	1.52	23.52
200m	25	Joanna ATKINS	SR	23.28	4/8/11	0.95	0.34	1.29
200m	31	Kai SELVON	SO	23.38	3/26/11	0.65	0.19	0.84
400m	6	Joanna ATKINS	SR	52.61	4/15/11	20	1.47	21.47
400m	39	Cache ARMBRISTER	SR	53.84	4/23/11	0.275	0.12	0.40
5000m	19	Holly KNIGHT	JR	16:06.25	4/15/11	3.5	0.41	3.91
10k	32	Holly KNIGHT	JR	34:10.98	4/28/11	0.6	0.06	0.66
4x100	6	Atkins, Ferguson, Selvon, Smith		43.80	4/1/11	20	1.64	21.64
4x400	16	Atkins, Armbrister, Williams, Smith		3:36.02	4/15/11	5	0.61	5.61
HJ	6	Maya PRESSLEY	SO	1.83m 6-0	4/8/11	20	1.47	21.47
Team Total							139.73	

14



Nebraska

Big 12 Conference

▲ 4

Event	Scrd As	Athlete	Yr	Scored Mark	Date	Pl. Pts.	Bonus	TOTAL
Scored bests come from CURRENT season								
10k	36	Lara CROFFORD	JR	34:19.77	3/25/11	0.4	0.00	0.40
Steeple	14	Martina BARINOVA	FR	10:12.45	4/9/11	7	0.69	7.69
Steeple	32	Jessica FURLAN	SO	10:22.29	4/9/11	0.6	0.15	0.75
4x400	26	Vierregger, Weekes, Grooters, Butler		3:38.39	4/27/11	0.9	0.22	1.12
HJ	40	Audrey SVANE	SR	1.75m 5-8 3/4	5/1/11	0.25	0.00	0.25
PV	6	Natalie WILLER	SR	4.30m 14-1 1/2	4/27/11	20	1.57	21.57
PV	25	Cami JISKRA	JR	4.10m 13-5 1/4	4/20/11	0.95	0.13	1.08
PV	45	Breanna BUSSEL	JR	4.00m 13-1 1/2	5/1/11	0.125	0.00	0.13
LJ	1	Mara GRIVA	FR	6.58mw 21-7 1/2	4/20/11	30	4.02	34.02
LJ	16	Chantae MCMILLAN	SR	6.30m 20-8	4/13/11	5	0.55	5.55
TJ	7	Mara GRIVA	FR	13.20m 43-3 3/4	4/27/11	18	1.16	19.16
TJ	28	Tara KORSHOJ	SO	12.77m 41-10 3/4	4/16/11	0.8	0.12	0.92
TJ	39	Lorena MENGHIA	SR	12.67m 41-7	5/1/11	0.275	0.00	0.28
SP	44	Amanda LATSCH	SR	15.56m 51- 3/4	5/1/11	0.15	0.00	0.15
DISC	20	Samantha MUSIL	SR	52.99m 173-10	4/27/11	3	0.27	3.27
DISC	27	Morgan WILKEN	SO	52.51m 172-3	4/16/11	0.85	0.08	0.93
DISC	40	Amanda LATSCH	SR	50.46m 165-6	4/27/11	0.25	0.00	0.25
HT	20	Jade SIEGEL	JR	60.11m 197-2	4/27/11	3	0.28	3.28
HT	30	Samantha MUSIL	SR	59.00m 193-7	5/1/11	0.7	0.03	0.73
JAV	24	Chantae MCMILLAN	SR	47.81m 156-10	4/9/11	1	0.14	1.14
JAV	44	Roxi GRIZZLE	JR	45.85m 150-5	3/25/11	0.15	0.00	0.15
HEPT	6	Chantae MCMILLAN	SR	5,822	4/13/11	20	2.35	22.35
Scored bests come from PRE-SEASON DATA								
HEPT	21	Megan WHEATLEY	SR	5,420	6/12/10	2.5	0.36	2.86
Team Total							127.99	

"Scrd As", short for "Scored As", Standing used for place points portion of performance's score combining preseason data (when applied) to current season data

Numbers in BLACK are both the performance's actual NCAA rank AND "scored as" rank Numbers in RED indicate actual NCAA rank does not exist or is worse than "scored as" rank Numbers in BLUE indicate actual NCAA rank is better than "scored as" rank

USTFCCCA Non-Member

Non-Member Schools Will NOT be ranked, beginning Week 2



USTFCCCA NCAA Division I National Team Computer Rankings

as of 5/3/2011 11:09:17 AM

2011 Outdoor Track & Field, Week #5

Only those who score >0.01 pts are shown
D denotes multiple-event rule in affect

WOMEN

15



Colorado

Big 12 Conference

▲ 8

Event	Scrd As	Athlete	Yr	Scored Mark	Date	Pl. Pts.	Bonus	TOTAL
Scored bests come from CURRENT season								
800m	50	Jessica PIXLER	SR	2:07.42	4/8/11	0.01	0.08	0.09
1500m	6	Emma COBURN	JR	4:14.34	4/14/11	D 20	1.38	3.38
1500m	25	Camille LOGAN	SO	4:19.62	4/8/11	0.95	0.30	1.25
1500m	39	Katie CUMMING	JR	4:20.93	5/1/11	0.275	0.14	0.42
1500m	41	Laura THWEATT	SR	4:21.05	5/1/11	0.225	0.13	0.35
5000m	1	Jessica PIXLER	SR	15:25.58	3/25/11	30	4.03	34.03
5000m	11	Laura THWEATT	SR	15:57.24	4/14/11	10	0.87	10.87
5000m	16	Shalaya KIPP	SO	16:01.26	4/14/11	D 5	0.60	2.60
5000m	30	Katie CUMMING	JR	16:10.85	4/14/11	0.7	0.26	0.96
5000m	40	Camille LOGAN	SO	16:15.19	4/14/11	0.25	0.12	0.37
10k	43	Laura THWEATT	SR	34:33.08	3/25/11	0.175	0.00	0.17
10k	44	Camille LOGAN	SO	34:33.24	3/25/11	0.15	0.00	0.15
Steeple	1	Emma COBURN	JR	9:40.51	5/1/11	30	5.43	35.43
Steeple	4	Shalaya KIPP	SO	10:03.37	5/1/11	24	1.67	25.67
Team Total								115.73

16



Kansas State

Big 12 Conference

▲ 9

Event	Scrd As	Athlete	Yr	Scored Mark	Date	Pl. Pts.	Bonus	TOTAL
Scored bests come from CURRENT season								
▶ 800m	47	Boglarka BOZZAY	JR	2:07.35	4/13/11	0.075	0.09	0.17
▶ H400	5	Ryann KRAIS	JR	56.62	4/27/11	22	1.96	23.96
▶ Steeple	16	Martina TRESCH	SO	10:14.96	4/14/11	5	0.54	5.54
▶ LJ	2	Nina KOKOT	JR	6.46mw 21-2½	4/27/11	28	2.31	30.31
▶ TJ	24	TiAra WALPOOL	JR	12.83mw 42-1¼	4/6/11	1	0.23	1.23
▶ JAV	6	Ali PISTORA	SR	52.10m 170-11	4/20/11	20	1.63	21.63
▶ HEPT	4	Ryann KRAIS	JR	5,848	4/6/11	24	2.51	26.51
Team Total								109.33

17



UCF

Conference USA

unch

Event	Scrd As	Athlete	Yr	Scored Mark	Date	Pl. Pts.	Bonus	TOTAL	
Scored bests come from CURRENT season									
▶ 100m	9	Aurieyall SCOTT	FR	11.17w	4/16/11	14	1.12	15.12	
▶ 100m	29	Sheila PAUL	JR	11.41w	4/16/11	0.75	0.14	0.89	
▶ 100m	41	Lynne LAYNE	SR	11.48w	4/16/11	0.225	0.00	0.22	
▶ 200m	9	Aurieyall SCOTT	FR	22.98	4/1/11	14	1.25	15.25	
▶ 200m	37	Lynne LAYNE	SR	23.46w	4/16/11	0.35	0.07	0.42	
▶ 200m	42	Dominique BOOKER	FR	23.56w	4/16/11	0.2	0.00	0.20	
▶ 200m	50	Sheila PAUL	JR	23.63w	4/16/11	0.01	0.00	0.01	
▶ 400m	45	Aurieyall SCOTT	FR	53.96	3/25/11	0.125	0.04	0.17	
▶ H100	6	Jackie COWARD	JR	12.96	4/16/11	20	1.55	21.55	
▶ H100	33	Mica WIMBERLY	SR	13.41	4/16/11	0.55	0.00	0.55	
▶ H100	39	Karessa FARLEY	JR	13.47	4/16/11	0.275	0.00	0.28	
▶ H400	19	Jackie COWARD	JR	57.78	4/16/11	3.5	0.59	4.09	
▶ 4x100	3	Booker, Scott, Layne, Paul		43.53	4/1/11	26	2.28	28.28	
▶ 4x400	20	Brown, Charles, Jean-Claude, Scott		3:36.76	4/28/11	3	0.48	3.48	
▶ LJ	8	Sonnisha WILLIAMS	SO	6.39m	20-11¼	3/25/11	16	1.31	17.31
Team Total								107.81	

"Scrd As", short for "Scored As", Standing used for place points portion of performance's score combining preseason data (when applied) to current season data

Numbers in BLACK are both the performance's actual NCAA rank AND "scored as" rank Numbers in RED indicate actual NCAA rank does not exist or is worse than "scored as" rank Numbers in BLUE indicate actual NCAA rank is better than "scored as" rank

USTFCCCA Non-Member

Non-Member Schools Will NOT be ranked, beginning Week 2



2011 Outdoor Track & Field, Week #5

Only those who score >0.01 pts are shown
D denotes multiple-event rule in affect

WOMEN

18



North Carolina

Atlantic Coast Conference

▼ 4

Event	Scrd As	Athlete	Yr	Scored Mark	Date	Pl. Pts.	Bonus	TOTAL
Scored bests come from CURRENT season								
▶ 400m	44	Zoey RUSSELL	JR	53.93	4/21/11	0.15	0.06	0.21
▶ 400m	52	Elizabeth MOTT	JR	54.03	4/21/11		0.00	0.00
▶ 800m	10	Ashley VERPLANK	JR	2:04.99	4/21/11	12	1.00	13.00
▶ 800m	19	Tasha STANLEY	JR	2:05.74	4/21/11	3.5	0.59	4.09
▶ 800m	21	Dominique JACKSON	SR	2:06.01	4/21/11	2.5	0.45	2.95
▶ 1500m	31	Ashley VERPLANK	JR	4:20.16	4/21/11	0.65	0.23	0.88
▶ 10k	48	Kendra SCHAAF	SO	34:38.06	4/21/11	0.05	0.00	0.05
▶ H100	21	LaToya JAMES	SR	13.23	4/21/11	2.5	0.40	2.90
▶ H400	1	LaToya JAMES	SR	55.83	4/21/11	30	3.41	33.41
▶ 4x400	10	Johnson, James, Stanley, Russell		3:34.42	4/21/11	12	1.03	13.03
▶ HJ	11	Patience COLEMAN	SR	1.80m 5-10½	4/16/11	10	0.54	10.54
▶ HJ	40	Ariel ROBERTS	SO	1.75m 5-8½	4/16/11	0.25	0.00	0.25
▶ PV	6	Sandi MORRIS	FR	4.30m 14-1½	4/8/11	20	1.57	21.57
▶ TJ	31	Tristine JOHNSON	FR	12.74m 41-9½	4/21/11	0.65	0.07	0.72
▶ HEPT	34	Gabrielle GIOIA	SR	5,243	4/21/11	0.5	0.00	0.50
Team Total								104.10

19




Georgia

Southeastern Conference

unch

Event	Scrd As	Athlete	Yr	Scored Mark	Date	Pl. Pts.	Bonus	TOTAL
Scored bests come from CURRENT season								
▶ 100m	33	Georgina NEMBARD	SR	11.43	4/8/11	0.55	0.08	0.63
▶ 200m	33	Georgina NEMBARD	SR	23.40	4/15/11	0.55	0.16	0.71
▶ 800m	37	Megan MALASARTE	FR	2:07.10	4/15/11	0.35	0.15	0.50
▶ 10k	12	Bridget LYONS	SR	33:31.14	4/27/11	9	1.07	10.07
▶ Steeple	41	Taylor ADAMS	SR	10:25.94	4/23/11	0.225	0.00	0.22
▶ HJ	6	Saniel ATKINSON	SO	1.83m 6-0	4/8/11	20	1.47	21.47
▶ TJ	3	Colleen FELIX	JR	13.58mw 44-6½	4/8/11	26	2.72	28.72
▶ TJ	18	Maria AUGUTIS	SO	12.92m 42-4½	4/8/11	4	0.39	4.39
▶ TJ	23	Saniel ATKINSON	SO	12.84mw 42-1½	4/8/11	1.5	0.25	1.75
▶ TJ	24	LaTroya DARRELL	SR	12.83m 42-1½	4/8/11	1	0.23	1.23
▶ SP	24	Hilenn JAMES	FR	16.14m 52-11½	4/1/11	1	0.19	1.19
▶ HT	5	Nikola LOMNICKA	JR	64.70m 212-3	4/23/11	22	1.84	23.84
▶ HT	44	Alesha ASIJE	SR	57.43m 188-5	4/23/11	0.15	0.00	0.15
▶ JAV	27	Colleen FELIX	JR	47.62m 156-3	3/25/11	0.85	0.08	0.93
Scored bests come from PRE-SEASON DATA								
▶ HEPT	17	Lucie ONDRASCHKOVA	SO	5,467	5/13/10	4.5	0.50	5.00
▶ HEPT	37	Colleen FELIX	JR	5,178	5/22/09	0.35	0.00	0.35
Team Total								101.14

20



Southern Illinois

Missouri Valley Conference

unch

Event	Scrd As	Athlete	Yr	Scored Mark	Date	Pl. Pts.	Bonus	TOTAL
Scored bests come from CURRENT season								
▶ H100	45	Meredith HAYES	SR	13.55	4/9/11	0.125	0.00	0.13
▶ SP	14	Jeneva MCCALL	JR	16.59m 54-5½	4/22/11	7	0.73	7.73
▶ SP	21	Gwen BERRY	SR	16.21m 53-2½	4/22/11	2.5	0.28	2.78
▶ DISC	8	Jeneva MCCALL	JR	54.63m 179-2	4/22/11	16	1.10	17.10
▶ HT	1	Gwen BERRY	SR	70.52m 231-4	4/27/11	30	4.92	34.92
▶ HT	4	Jeneva MCCALL	JR	68.07m 223-4	4/22/11	24	3.38	27.38
▶ HT	17	Erin ATKINSON	FR	60.46m 198-4	4/9/11	4.5	0.35	4.85
▶ HT	18	Olga CIURA	SR	60.21m 197-6	4/22/11	4	0.30	4.30
▶ HT	42	Kim FORTNEY	SO	57.62m 189-0	4/15/11	0.2	0.00	0.20
▶ HEPT	46	Malaikah LOVE	JR	5,098	4/22/11	0.1	0.00	0.10
Team Total								99.47

"Scrd As", short for "Scored As", Standing used for place points portion of performance's score combining preseason data (when applied) to current season data

Numbers in BLACK are both the performance's actual NCAA rank AND "scored as" rank Numbers in RED indicate actual NCAA rank does not exist or is worse than "scored as" rank Numbers in BLUE indicate actual NCAA rank is better than "scored as" rank

USTFCCCA Non-Member

Non-Member Schools Will NOT be ranked, beginning Week 2



2011 Outdoor Track & Field, Week #5

Only those who score >0.01 pts are shown
D denotes multiple-event rule in affect

WOMEN

21



Tennessee

Southeastern Conference

▼ 5

Event	Scrd As	Athlete	Yr	Scored Mark	Date	Pl. Pts.	Bonus	TOTAL	
Scored bests come from CURRENT season									
▶ 800m	35	Chanelle PRICE	JR	2:06.90	4/13/11	0.45	0.20	0.65	
▶ 5000m	33	Liz COSTELLO	SR	16:12.30	4/13/11	0.55	0.21	0.76	
▶ 5000m	39	Brittany SHEFFEY	JR	16:14.89	3/25/11	0.275	0.13	0.41	
▶ 10k	9	Liz COSTELLO	SR	33:25.66	3/25/11	14	1.39	15.39	
▶ H400	5	Ellen WORTHAM	JR	56.62	4/2/11	22	1.96	23.96	
▶ 4x100	19	Harris, Wortham, Octave, Jackson		44.73	4/22/11	3.5	0.44	3.94	
▶ SP	3	Annie ALEXANDER	JR	17.62m	57-9½	4/2/11	26	2.85	28.85
▶ DISC	4	Annie ALEXANDER	JR	55.06m	180-7	3/25/11	24	1.42	25.42
Team Total								99.39	

22




Washington State

Pacific-10 Conference

▼ 1

Event	Scrd As	Athlete	Yr	Scored Mark		Date	Pl. Pts.	Bonus	TOTAL
Scored bests come from CURRENT season									
▶ 800m	22	Anna LAYMAN	SR	2:06.12		4/14/11	2	0.40	2.40
▶ HJ	4	Holly PARENT	SO	1.85m	6-¾	4/2/11	24	2.39	26.39
▶ HJ	11	Christine RICE	SO	1.80m	5-10¾	4/2/11	10	0.54	10.54
▶ DISC	49	Ashley KENNEY	JR	50.04m	164-2	4/2/11	0.025	0.00	0.03
▶ JAV	2	Marissa TSCHIDA	SR	54.54m	178-11	4/29/11	28	3.49	31.49
▶ JAV	4	Courtney KIRKWOOD	JR	52.94m	173-8	3/19/11	24	2.19	26.19
Team Total									97.04

23



SMU

Conference USA

▼ 8

Event	Scrd As	Athlete	Yr	Scored Mark	Date	Pl. Pts.	Bonus	TOTAL	
Scored bests come from CURRENT season									
► Steeple	8	Klara BODINSON	SO	10:06.63	4/14/11	16	1.31	17.31	
► Steeple	27	Silje FJORTOFT	SR	10:20.25	3/25/11	0.85	0.26	1.11	
► HJ	4	Lisa EGARTER	FR	1.85m	6-¾	4/15/11	24	2.39	26.39
► HJ	40	Viktoria LEKS	JR	1.75m	5-8¾	3/18/11	0.25	0.00	0.25
► SP	12	Simone DU TOIT	JR	16.64m	54-7¾	4/2/11	9	0.79	9.79
► DISC	2	Simone DU TOIT	JR	58.81m	192-11	4/2/11	28	5.31	33.31
► HT	13	Ayla GILL	JR	61.70m	202-5	3/18/11	8	0.63	8.63
► HEPT	43	Lisa EGARTER	FR	5,116	4/6/11	0.175	0.00	0.17	
Team Total								96.96	

24



Stanford

Pacific-10 Conference

▲ 3

Event	Scrd As	Athlete	Yr	Scored Mark	Date	Pl. Pts.	Bonus	TOTAL	
Scored bests come from CURRENT season									
▶ 100m	42	Shataya HENDRICKS	JR	11.49	4/16/11	0.2	0.00	0.20	
▶ 200m	43	Carissa LEVINGSTON	SO	23.58	4/16/11	0.175	0.00	0.17	
▶ 800m	24	Justine FEDRONIC	SO	2:06.46	5/1/11	1	0.31	1.31	
▶ 1500m	48	Madeline DUHON	SR	4:21.61	4/16/11	0.05	0.06	0.11	
▶ 5000m	18	Stephanie MARCY	SR	16:05.35	5/1/11	4	0.44	4.44	
▶ 5000m	41	Kathy KROEGER	SO	16:15.49	5/1/11	0.225	0.11	0.34	
▶ 10k	21	Stephanie MARCY	SR	33:46.27	3/25/11	D 2.5	0.53	2.53	
▶ 10k	22	Kate NIEHAUS	SR	33:48.72	3/25/11	2	0.48	2.48	
▶ H100	14	Kori CARTER	FR	13.12	5/1/11	7	0.69	7.69	
▶ H100	46	Katie NELMS	FR	13.57	5/1/11	0.1	0.00	0.10	
▶ H400	28	Kori CARTER	FR	58.62	4/9/11	0.8	0.10	0.90	
▶ HJ	34	Adrienne JOHNSON	FR	1.76m	5-9½	4/16/11	0.5	0.00	0.50
▶ PV	3	Katerina STEFANIDI	JR	4.42m	14-6	3/25/11	26	3.21	29.21
▶ PV	16	Ellie MCCARDWELL	FR	4.16m	13-7½	4/23/11	5	0.48	5.48
▶ LJ	27	Whitney LIEHR	SR	6.24m	20-5½	4/16/11	0.85	0.25	1.10
▶ LJ	36	Brittni DIXON-SMITH	SR	6.19m	20-3½	5/1/11	0.4	0.01	0.41
▶ TJ	6	Whitney LIEHR	SR	13.32m	43-8½	4/16/11	20	1.58	21.58
▶ JAV	12	Eda KARESIN	SR	51.32m	168-4	5/1/11	9	1.20	10.20
▶ JAV	28	Elizabeth MINOOFAR	SR	47.58m	156-1	4/16/11	0.8	0.07	0.87
Scored bests come from PRE-SEASON DATA									
▶ HEPT	18	Whitney LIEHR	SR	5,459	5/10/09	4	0.48	4.48	
Team Total								94.13	

"Scrd As", short for "Scored As", Standing used for place points portion of performance's score combining preseason data (when applied) to current season data

Numbers in BLACK are both the performance's actual NCAA rank AND "scored as" rank Numbers in RED indicate actual NCAA rank does not exist or is worse than "scored as" rank Numbers in BLUE indicate actual NCAA rank is better than "scored as" rank

USTFCCCA Non-Member

Non-Member Schools Will NOT be ranked, beginning Week 2



2011 Outdoor Track & Field, Week #5

Only those who score >0.01 pts are shown
D denotes multiple-event rule in affect

WOMEN

25



Kansas

Big 12 Conference

▲ 6

Event	Scrd As	Athlete	Yr	Scored Mark		Date	Pl. Pts.	Bonus	TOTAL
Scored bests come from CURRENT season									
▶ 400m	27	Diamond DIXON	FR	53.62		4/20/11	0.85	0.26	1.11
▶ Steeple	2	Rebeka STOWE	JR	9:53.12		5/1/11	28	3.25	31.25
▶ 4x100	25	Bradley, Dixon, Simpson, Morris		44.91		4/2/11	0.95	0.31	1.26
▶ 4x400	21	Bradley, Morris, Wilson, Washington		3:37.33		3/19/11	2.5	0.39	2.89
▶ PV	25	Jaci PERRYMAN	SR	4.10m	13-5½	4/20/11	0.95	0.13	1.08
▶ PV	29	Demi PAYNE	FR	4.06m	13-3¾	4/6/11	0.75	0.00	0.75
▶ LJ	6	Francine SIMPSON	SO	6.42mw	21-¾	4/6/11	20	1.73	21.73
▶ LJ	16	Andrea GEUBELLE	SO	6.30m	20-8	4/20/11	5	0.55	5.55
▶ TJ	17	Andrea GEUBELLE	SO	12.93mw	42-5½	4/6/11	4.5	0.41	4.91
▶ DISC	12	Jessica MAROSZEK	FR	54.21m	177-10	4/20/11	9	0.78	9.78
▶ JAV	10	Heather BERGMANN	SO	51.38m	168-7	4/20/11	12	1.23	13.23
Team Total									93.54

26



Florida State

Atlantic Coast Conference

unch

Event	Scrd As	Athlete	Yr	Scored Mark	Date	Pl. Pts.	Bonus	TOTAL	
Scored bests come from CURRENT season									
▶ 100m	24	Marecia PEMBERTON	SO	11.34	4/8/11	1	0.35	1.35	
▶ 200m	38	Teona RODGERS	SR	23.49w	3/18/11	0.3	0.02	0.32	
▶ 400m	24	Britany ST. LOUIS	SR	53.49	4/21/11	1	0.34	1.34	
▶ 800m	17	Violah LAGAT	JR	2:05.67	5/1/11	4.5	0.62	5.12	
▶ 1500m	10	Amanda WINSLOW	SO	4:16.20	5/1/11	12	0.91	12.91	
▶ 1500m	13	Hannah BROOKS	SR	4:16.61	5/1/11	8	0.82	8.82	
▶ 1500m	19	Jessica PARRY	FR	4:17.95	5/1/11	3.5	0.50	4.00	
▶ 1500m	46	Violah LAGAT	JR	4:21.53	4/21/11	0.1	0.07	0.17	
▶ 5000m	27	Hannah BROOKS	SR	16:09.81	4/1/11	0.85	0.29	1.14	
▶ 5000m	34	Jessica PARRY	FR	16:12.70	4/1/11	0.5	0.20	0.70	
▶ H100	23	Teona RODGERS	SR	13.25	4/8/11	1.5	0.35	1.85	
▶ Steeple	38	Astrid LEUTERT	JR	10:23.95	4/21/11	0.3	0.06	0.36	
▶ PV	29	Lizbeth MABRY	SR	4.06m	13-3¾	4/21/11	0.75	0.00	0.75
▶ LJ	14	Amy HARRIS	JR	6.32mw	20-9	4/6/11	7	0.64	7.64
▶ LJ	23	Kim WILLIAMS	SR	6.25m	20-6¾	4/21/11	1.5	0.30	1.80
▶ TJ	1	Kim WILLIAMS	SR	14.25mw	46-9	4/6/11	30	6.19	36.19
▶ TJ	13	Michelle JENIJE	JR	13.04m	42-9¾	4/21/11	8	0.60	8.60
▶ SP	40	Allyn LAUGHLIN	SR	15.63m	51-3¾	4/21/11	0.25	0.00	0.25
▶ SP	43	Kamorean HAYES	JR	15.58m	51-1½	4/1/11	0.175	0.00	0.17
▶ JAV	50	Chelsea WHALEN	FR	45.46m	149-1	3/4/11	0.01	0.00	0.01
Team Total								93.52	

27



UTEP

Conference USA

▲ 27

Event	Scrd As	Athlete	Yr	Scored Mark	Date	Pl. Pts.	Bonus	TOTAL	
Scored bests come from CURRENT season									
▶ 100m	18	Endurance ABINUWA	JR	11.29w	4/6/11		4	0.51	4.51
▶ 200m	16	Endurance ABINUWA	JR	23.14w	4/2/11	D	5	0.63	2.63
▶ 400m	5	Endurance ABINUWA	JR	52.39	4/22/11		22	1.90	23.90
▶ 5000m	4	Risper KIMAIYO	JR	15:48.14	5/1/11		24	1.74	25.74
▶ 10k	7	Kathya GARCIA	JR	33:18.61	5/1/11		18	1.81	19.81
▶ HT	15	Terran ALEXANDER	SR	60.88m	199-9	4/6/11	6	0.45	6.45
▶ JAV	22	Laura MACAULEY	JR	48.47m	159-0	3/26/11	2	0.33	2.33
Team Total								85.36	

"Scrd As", short for "Scored As", Standing used for place points portion of performance's score combining preseason data (when applied) to current season data

Numbers in BLACK are both the performance's actual NCAA rank AND "scored as" rank Numbers in RED indicate actual NCAA rank does not exist or is worse than "scored as" rank Numbers in BLUE indicate actual NCAA rank is better than "scored as" rank

USTFCCCA Non-Member

Non-Member Schools Will NOT be ranked, beginning Week 2



2011 Outdoor Track & Field, Week #5

Only those who score >0.01 pts are shown
D denotes multiple-event rule in affect

WOMEN

28



TCU

Mountain West Conference

▼ 4

Event	Scrd As	Athlete	Yr	Scored Mark	Date	Pl. Pts.	Bonus	TOTAL	
Scored bests come from CURRENT season									
▶ 100m	7	Jessica YOUNG	SR	11.12w	4/6/11	18	1.57	19.57	
▶ 200m	11	Jessica YOUNG	SR	23.05	4/23/11	D	10	2.92	
▶ 400m	3	Jessica YOUNG	SR	52.27	3/25/11	26	2.14	28.14	
▶ 400m	46	Kristal JUAREZ	SR	53.97	4/16/11	0.1	0.04	0.14	
▶ 4x100	16	Jones, Young, Hill, Gipson		44.43	4/23/11	5	0.67	5.67	
▶ 4x400	11	Thomas, Charles, Peart, Juarez		3:34.44	4/16/11	10	1.02	11.02	
▶ LJ	9	Whitney GIPSON	JR	6.38m	20-11%	4/16/11	14	1.19	15.19
▶ SP	33	Kelsey SAMUELS	SO	15.81m	51-10%	4/2/11	0.55	0.00	0.55
Team Total								83.20	

29



Southern Miss

Conference USA

▼ 1

Event	Scrd As	Athlete	Yr	Scored Mark		Date	Pl. Pts.	Bonus	TOTAL
Scored bests come from CURRENT season									
▶ 100m	8	Chastity RIGGIEN	SR	11.13w		4/6/11	16	1.47	17.47
▶ 4x100	22	Rayfield, Riggien, Omatayo, Bowie		44.83		4/23/11	2	0.37	2.37
▶ HJ	6	Ke'Airra JONES	JR	1.83m	6-0	4/6/11	20	1.47	21.47
▶ LJ	14	Tori BOWIE	JR	6.32mw	20-9	4/23/11	7	0.64	7.64
▶ TJ	4	Ganna DEMYDOVA	JR	13.49mw	44-3¼	4/6/11	24	2.26	26.26
▶ TJ	41	Ke'Airra JONES	JR	12.65m	41-6	4/30/11	0.225	0.00	0.22
Team Total									75.43

30




Indiana

Big Ten Conference

unch

Event	Scrd As	Athlete	Yr	Scored Mark		Date	Pl. Pts.	Bonus	TOTAL
Scored bests come from CURRENT season									
▶ 5000m	32	Chelsea BLANCHARD	JR	16:11.84		3/25/11	0.6	0.23	0.83
▶ 10k	30	Sarah PEASE	SR	34:07.35		3/25/11	0.7	0.13	0.83
▶ Steeple	13	Sarah PEASE	SR	10:12.38		4/28/11	8	0.69	8.69
▶ Steeple	26	Breanne EHRMAN	JR	10:19.10		4/22/11	0.9	0.32	1.22
▶ Steeple	50	Caitlin ENGEL	JR	10:30.93		4/28/11	0.01	0.00	0.01
▶ HJ	40	Emma KIMOTO	SO	1.75m	5-8%	4/28/11	0.25	0.00	0.25
▶ PV	9	Vera NEUENSWANDER	SR	4.25m	13-11%	4/9/11	14	1.02	15.02
▶ PV	9	Kelsie AHBE	SO	4.25m	13-11%	4/28/11	14	1.02	15.02
▶ PV	45	Stephanie CHIN	SR	4.00m	13-1%	4/28/11	0.125	0.00	0.13
▶ SP	2	Faith SHERRILL	SR	17.64m	57-10%	4/28/11	28	2.92	30.92
▶ SP	25	Monique RIDDICK	JR	16.12m	52-10%	4/22/11	0.95	0.17	1.12
Team Total									74.03

31



UCLA

Pacific-10 Conference

▲ 5

Event	Scrd As	Athlete	Yr	Scored Mark	Date		Pl. Pts.	Bonus	TOTAL
Scored bests come from CURRENT season									
▶ 400m	17	Turquoise THOMPSON	SO	53.13	3/17/11	D	4.5	0.66	2.66
▶ 400m	20	Ashlea MCLAUGHLIN	SR	53.42	4/30/11		3	0.39	3.39
▶ 400m	22	Joy EATON	SR	53.43	4/30/11		2	0.38	2.38
▶ H100	29	Lindsay ROWE	SR	13.34	4/2/11		0.75	0.11	0.86
▶ H400	2	Turquoise THOMPSON	SO	55.88	4/30/11		28	3.32	31.32
▶ 4x400	19	Eaton, McLaughlin, Rowe, Thompson		3:36.72	3/17/11		3.5	0.49	3.99
▶ HJ	34	Alexis WALKER	FR	1.76m	5-9%	4/30/11	0.5	0.00	0.50
▶ PV	18	Tori ANTHONY	SR	4.15m	13-7%	4/7/11	4	0.42	4.42
▶ PV	18	Allison KORESSEL	SO	4.15m	13-7%	4/22/11	4	0.42	4.42
▶ HT	8	Ida STORM	FR	62.79m	206-0	4/30/11	16	1.01	17.01
Team Total									70.97

"Scrd As", short for "Scored As", Standing used for place points portion of performance's score combining preseason data (when applied) to current season data

Numbers in BLACK are both the performance's actual NCAA rank AND "scored as" rank Numbers in RED indicate actual NCAA rank does not exist or is worse than "scored as" rank Numbers in BLUE indicate actual NCAA rank is better than "scored as" rank

USTFCCCA Non-Member

Non-Member Schools Will NOT be ranked, beginning Week 2



2011 Outdoor Track & Field, Week #5

Only those who score >0.01 pts are shown
D denotes multiple-event rule in affect

WOMEN

32



BYU

Mountain West Conference

▼10

Event	Scrd As	Athlete	Yr	Scored Mark	Date	Pl. Pts.	Bonus	TOTAL
Scored bests come from CURRENT season								
800m	6	Katie PALMER	SR	2:04.47	4/14/11	20	1.39	21.39
800m	7	Lacey BLEAZARD	JR	2:04.78	4/14/11	18	1.16	19.16
1500m	38	Katie PALMER	SR	4:20.82	3/25/11	0.3	0.15	0.45
5000m	42	Kari HARDT	JR	16:15.82	3/25/11	0.2	0.10	0.30
10k	17	Morgan HAWS	SO	33:39.65	3/25/11	4.5	0.68	5.18
10k	34	Cecily LEMMON-LEW	SR	34:14.00	4/14/11	0.5	0.00	0.50
H400	47	Alyssa CHRISTENSEN	SR	59.61	4/7/11	0.075	0.00	0.08
Steeple	10	Katy ANDREWS	JR	10:12.04	4/14/11	12	0.73	12.73
Steeple	46	Kari HARDT	JR	10:28.77	4/28/11	0.1	0.00	0.10
HJ	11	Ada ROBINSON	JR	1.80m 5-10%	4/2/11	10	0.54	10.54
HJ	40	Diana BLAUER	JR	1.75m 5-8%	4/7/11	0.25	0.00	0.25
JAV	39	Amber FREEMAN	SO	46.28m 151-10	4/21/11	0.275	0.00	0.28
Team Total								70.95

33



Ohio State

Big Ten Conference

▲2

Event	Scrd As	Athlete	Yr	Scored Mark	Date	Pl. Pts.	Bonus	TOTAL
Scored bests come from CURRENT season								
H100	4	Letecia WRIGHT	SR	12.87	4/27/11	24	2.28	26.28
H100	9	Christina MANNING	JR	12.97w	4/2/11	14	1.47	15.47
H400	42	Nyah COUSAR	SO	59.31	4/2/11	0.2	0.00	0.20
Steeple	44	Victoria BRINK	SO	10:27.45	4/14/11	0.15	0.00	0.15
4x100	9	Wright, McNary, Sykes, Manning		43.93	4/27/11	14	1.34	15.34
HJ	11	Ashley GALBRAITH	JR	1.80m 5-10%	4/2/11	10	0.54	10.54
TJ	28	Kelcey MCKINNEY	JR	12.77m 41-10%	4/27/11	0.8	0.12	0.92
HT	35	Alexis THOMAS	SO	58.55m 192-1	4/23/11	0.45	0.00	0.45
JAV	26	Maggie MULLEN	JR	47.77m 156-8	4/15/11	0.9	0.13	1.03
Team Total								70.39

34



Florida

Southeastern Conference

▲16

Event	Scrd As	Athlete	Yr	Scored Mark	Date	Pl. Pts.	Bonus	TOTAL
Scored bests come from CURRENT season								
100m	30	Darshay DAVIS	FR	11.42w	4/16/11	0.7	0.11	0.81
800m	51	Cory MCGEE	FR	2:07.45	4/1/11		0.07	0.07
1500m	11	Cory MCGEE	FR	4:16.39	4/16/11	10	0.87	10.87
H400	30	Ugonna NDU	SO	58.79	4/28/11	0.7	0.00	0.70
Steeple	12	Genevieve LACAZE	JR	10:12.33	4/28/11	9	0.70	9.70
4x400	23	Whittaker, Williams, Ndu, Usery		3:37.56	4/1/11	1.5	0.35	1.85
SP	6	Keely MEDEIROS	JR	17.26m 56-7½	4/27/11	20	1.83	21.83
SP	44	Fidela JAMES	JR	15.56m 51-¾	4/1/11	0.15	0.00	0.15
DISC	5	Keely MEDEIROS	JR	54.91m 180-2	4/27/11	22	1.31	23.31
DISC	35	Ashley MILLER	SO	51.33m 168-5	3/25/11	0.45	0.00	0.45
JAV	37	Fawn MILLER	FR	46.60m 152-10	4/16/11	0.35	0.00	0.35
HEPT	40	Brittany HARRELL	FR	5,141	4/6/11	0.25	0.00	0.25
Team Total								70.34

35



Iowa State

Big 12 Conference

▼2

Event	Scrd As	Athlete	Yr	Scored Mark	Date	Pl. Pts.	Bonus	TOTAL
Scored bests come from CURRENT season								
1500m	50	Lucy KENNEDY	JR	4:21.79	4/27/11	0.01	0.04	0.05
5000m	9	Dani STACK	SO	15:55.69	4/14/11	14	0.99	14.99
5000m	45	Lucy KENNEDY	JR	16:16.49	4/14/11	0.125	0.08	0.20
10k	3	Betsy SAINA	JR	33:13.87	3/25/11	26	2.09	28.09
10k	14	Dani STACK	SO	33:35.52	3/25/11	D	7	0.84
10k	46	Semehar TESFAYE	JR	34:36.65	3/25/11	0.1	0.00	0.10
H400	7	Kianna ELAHI	JR	56.73	4/27/11	18	1.76	19.76
H400	45	Donnise POWELL	SO	59.52	4/27/11	0.125	0.00	0.13
HT	22	Britta CHRISTOFFERSON	SR	59.65m 195-8	4/7/11	2	0.17	2.17
Team Total								68.33

"Scrd As", short for "Scored As", Standing used for place points portion of performance's score combining preseason data (when applied) to current season data

Numbers in BLACK are both the performance's actual NCAA rank AND "scored as" rank Numbers in RED indicate actual NCAA rank does not exist or is worse than "scored as" rank Numbers in BLUE indicate actual NCAA rank is better than "scored as" rank

USTFCCCA Non-Member

Non-Member Schools Will NOT be ranked, beginning Week 2



2011 Outdoor Track & Field, Week #5

Only those who score >0.01 pts are shown
D denotes multiple-event rule in affect

WOMEN

36



California

Pacific-10 Conference

▲ 7

Event	Scrd As	Athlete	Yr	Scored Mark	Date	Pl. Pts.	Bonus	TOTAL
Scored bests come from CURRENT season								
400m	41	Alima KAMARA	SO	53.88	4/16/11	0.225	0.10	0.32
1500m	30	Sofia OBERG	SO	4:20.06	5/1/11	0.7	0.24	0.94
5000m	46	Alison GREGGOR	SR	16:16.86	5/1/11	0.1	0.07	0.17
4x100	20	Price, Stewart, Dixon, Garrett		44.75	4/16/11	3	0.43	3.43
HJ	2	Kristen MEISTER	SR	1.86m 6-1½	5/1/11	28	2.96	30.96
HJ	25	Kristin RIMBACH	SO	1.78m 5-10	4/23/11	0.95	0.15	1.10
HJ	34	Gianna FERNANDEZ	SO	1.76m 5-9½	4/16/11	0.5	0.00	0.50
PV	25	Allison STOKKE	SR	4.10m 13-5½	4/6/11	0.95	0.13	1.08
LJ	21	Tracey STEWART	SR	6.26m 20-6½	4/16/11	2.5	0.35	2.85
TJ	5	Tracey STEWART	SR	13.35m 43-9¾	4/16/11	22	1.69	23.69
HT	41	Chioma AMAECHI	FR	57.65m 189-1	5/1/11	0.225	0.00	0.22
HT	43	Linda OSESO	JR	57.44m 188-5	4/16/11	0.175	0.00	0.17
JAV	49	Dana HOOLKO	JR	45.57m 149-6	4/23/11	0.025	0.00	0.03
Team Total								65.46

38



Mississippi

Southeastern Conference

▲ 6

Event	Scrd As	Athlete	Yr	Scored Mark	Date	Pl. Pts.	Bonus	TOTAL
Scored bests come from CURRENT season								
400m	18	Kristin BRIDGES	JR	53.22	4/23/11	4	0.55	4.55
H400	14	Sofie PERSSON	SR	57.56	4/27/11	7	0.72	7.72
4x100	26	Bridges, Gaines, Williams, Baldwin		44.93	4/27/11	0.9	0.29	1.19
4x400	7	Hollingsworth, Hellberg-Jonsen, Bridges, Persson		3:33.22	4/27/11	18	1.42	19.42
PV	12	Neal TISHER	FR	4.20m 13-9¾	4/9/11	9	0.72	9.72
LJ	40	Brittany BOZEMAN	SO	6.16m 20-2½	4/1/11	0.25	0.00	0.25
TJ	40	Aria GAINES	JR	12.66m 41-6¾	3/26/11	0.25	0.00	0.25
SP	28	Betty WILLIAMS	SR	15.99m 52-5½	4/1/11	0.8	0.01	0.81
DISC	14	Betty WILLIAMS	SR	53.92m 176-11	3/26/11	7	0.62	7.62
HT	12	Juliana SMITH	SR	61.86m 202-11	4/1/11	9	0.67	9.67
HEPT	31	Brittany BOZEMAN	SO	5,290	4/23/11	0.65	0.00	0.65
Team Total								61.86

37



Georgetown

BIG EAST Conference

▼ 8

Event	Scrd As	Athlete	Yr	Scored Mark	Date	Pl. Pts.	Bonus	TOTAL
Scored bests come from CURRENT season								
800m	13	Chelsea COX	FR	2:05.17	4/14/11	8	0.87	8.87
800m	32	Renee TOMLIN	SR	2:06.72	4/9/11	0.6	0.25	0.85
1500m	4	Emily INFELD	SO	4:12.04	4/14/11	24	2.23	26.23
1500m	5	Renee TOMLIN	SR	4:13.15	4/14/11	22	1.82	23.82
1500m	22	Madeline CHAMBERS	FR	4:18.92	4/28/11	2	0.38	2.38
1500m	24	Rachel SCHNEIDER	SO	4:19.50	4/14/11	1	0.31	1.31
1500m	47	Lauren BORDUIN	JR	4:21.59	4/14/11	0.075	0.06	0.14
5000m	48	Emily JONES	SO	16:17.91	3/31/11	0.05	0.03	0.08
10k	41	Emily JONES	SO	34:27.05	4/14/11	0.225	0.00	0.22
Team Total								63.90

39



Minnesota

Big Ten Conference

▼ 7

Event	Scrd As	Athlete	Yr	Scored Mark	Date	Pl. Pts.	Bonus	TOTAL
Scored bests come from CURRENT season								
400m	25	Alena BROOKS	SO	53.55	4/2/11	0.95	0.31	1.26
1500m	34	Elizabeth YETZER	SR	4:20.39	4/14/11	0.5	0.20	0.70
10k	27	Stephanie PRICE	SO	34:02.15	4/14/11	0.85	0.23	1.08
H400	38	Sharyn DAHL	JR	59.20	4/7/11	0.3	0.00	0.30
4x400	31	Dahl, Giles, Brooks, Stalpes		3:39.68	4/23/11	0.65	0.01	0.66
PV	12	Samantha SONNENBERG	SR	4.20m 13-9¾	4/9/11	9	0.72	9.72
LJ	4	Todea-Kay WILLIS	SO	6.44mw 21-1½	4/23/11	24	2.02	26.02
DISC	6	Nicole TZANAKIS	SR	54.88m 180-0	4/8/11	20	1.29	21.29
Team Total								61.03

"Scrd As", short for "Scored As", Standing used for place points portion of performance's score combining preseason data (when applied) to current season data

Numbers in BLACK are both the performance's actual NCAA rank AND "scored as" rank Numbers in RED indicate actual NCAA rank does not exist or is worse than "scored as" rank Numbers in BLUE indicate actual NCAA rank is better than "scored as" rank

USTFCCCA Non-Member

Non-Member Schools Will NOT be ranked, beginning Week 2



2011 Outdoor Track & Field, Week #5

Only those who score >0.01 pts are shown
D denotes multiple-event rule in affect

WOMEN

40



New Mexico

Mountain West Conference

▲ 13

Event	Scrd As	Athlete	Yr	Scored Mark	Date	Pl. Pts.	Bonus	TOTAL
Scored bests come from CURRENT season								
5000m	5	Ruth SENIOR	SR	15:48.29	5/1/11	22	1.72	23.72
5000m	8	Natalie GRAY	JR	15:52.73	4/14/11	D 16	1.28	3.28
10k	8	Natalie GRAY	JR	33:20.31	5/1/11	16	1.70	17.70
10k	18	Ruth SENIOR	SR	33:42.10	4/14/11	D 4	0.61	2.61
10k	23	Sarah WALDRON	SR	33:51.08	3/25/11	1.5	0.44	1.94
10k	47	Kirsty MILNER	SO	34:37.38	3/25/11	0.075	0.00	0.08
PV	29	Margo TUCKER	FR	4.06m 13-3%	4/6/11	0.75	0.00	0.75
LJ	34	Alesha WALKER	SR	6.20mw 20-4%	4/1/11	0.5	0.06	0.56
TJ	15	Deanna YOUNG	SR	13.00mw 42-8	4/1/11	6	0.53	6.53
Team Total								57.18

43



Miami (Fla.)

Atlantic Coast Conference

▼ 5

Event	Scrd As	Athlete	Yr	Scored Mark	Date	Pl. Pts.	Bonus	TOTAL
Scored bests come from CURRENT season								
H100	5	Ti'erra BROWN	SR	12.94	4/21/11	22	1.71	23.71
H100	35	Takecia JAMESON	SR	13.42	4/21/11	0.45	0.00	0.45
H400	8	Ti'erra BROWN	SR	56.91	4/1/11	16	1.45	17.45
H400	17	Thandi STEWART	FR	57.71	4/21/11	4.5	0.63	5.13
H400	23	Takecia JAMESON	SR	58.18	4/21/11	1.5	0.36	1.86
4x100	27	Fuller, Dukes, Jameson, McClure		44.95	4/16/11	0.85	0.28	1.13
HJ	40	Megan NOVINGER	SR	1.75m 5-8%	3/18/11	0.25	0.00	0.25
SP	40	Kyla BUCKLEY	FR	15.63m 51-3%	4/21/11	0.25	0.00	0.25
Team Total								50.24

41



Villanova

BIG EAST Conference

▼ 7

Event	Scrd As	Athlete	Yr	Scored Mark	Date	Pl. Pts.	Bonus	TOTAL
Scored bests come from CURRENT season								
400m	31	Christie VERDIER	JR	53.70	4/16/11	0.65	0.21	0.86
1500m	3	Sheila REID	JR	4:11.85	4/14/11	26	2.30	28.30
5000m	6	Bogdana MIMIC	SO	15:48.49	4/14/11	20	1.70	21.70
5000m	23	Alison SMITH	JR	16:08.07	4/14/11	1.5	0.35	1.85
H100	33	Shericka WARD	JR	13.41	4/16/11	0.55	0.00	0.55
Steeple	40	Alison SMITH	JR	10:24.52	3/31/11	0.25	0.03	0.28
HJ	40	Audrey GARIEPY-BOGUI	SR	1.75m 5-8%	4/28/11	0.25	0.00	0.25
PV	39	Ashlyn LLERANDI	SR	4.01m 13-1%	4/21/11	0.275	0.00	0.28
Team Total								54.07

44



Wichita State

Missouri Valley Conference

▼ 5

Event	Scrd As	Athlete	Yr	Scored Mark	Date	Pl. Pts.	Bonus	TOTAL
Scored bests come from CURRENT season								
5000m	10	Aliphine TULIAMUK	SO	15:56.45	4/14/11	12	0.92	12.92
10k	2	Tonya NERO	SR	33:11.71	3/25/11	28	2.22	30.22
10k	11	Aliphine TULIAMUK	SO	33:27.05	3/25/11	D 10	1.31	3.31
LJ	49	La'Taish BROWN	SR	6.09mw 19-11%	4/7/11	0.025	0.00	0.03
HEPT	27	Tanya FRIESEN	SO	5,343	4/13/11	0.85	0.11	0.96
Team Total								47.43

42



DePaul

BIG EAST Conference

▲ 10

Event	Scrd As	Athlete	Yr	Scored Mark	Date	Pl. Pts.	Bonus	TOTAL
Scored bests come from CURRENT season								
800m	53	Mary Cate QUIETT	SR	2:07.70	4/7/11		0.01	0.01
JAV	1	Alanna KOVACS	JR	54.88m 180-0	4/16/11	30	3.77	33.77
JAV	7	Melissa FRASER	JR	51.74m 169-9	4/30/11	18	1.43	19.43
Team Total								53.21

45



UNLV

Mountain West Conference

▼ 5

Event	Scrd As	Athlete	Yr	Scored Mark	Date	Pl. Pts.	Bonus	TOTAL
Scored bests come from CURRENT season								
HT	2	Amanda BINGSON	JR	69.79m 228-11	4/30/11	28	4.46	32.46
HT	9	Chelsea CASSULO	JR	62.63m 205-5	4/22/11	14	0.94	14.94
Team Total								47.40

"Scrd As", short for "Scored As", Standing used for place points portion of performance's score combining preseason data (when applied) to current season data

Numbers in BLACK are both the performance's actual NCAA rank AND "scored as" rank Numbers in RED indicate actual NCAA rank does not exist or is worse than "scored as" rank Numbers in BLUE indicate actual NCAA rank is better than "scored as" rank

USTFCCCA Non-Member

Non-Member Schools Will NOT be ranked, beginning Week 2



2011 Outdoor Track & Field, Week #5

Only those who score >0.01 pts are shown
D denotes multiple-event rule in affect

WOMEN

46



West Virginia

BIG EAST Conference

▲ 1

Event	Scrd As	Athlete	Yr	Scored Mark	Date	Pl. Pts.	Bonus	TOTAL	
Scored bests come from CURRENT season									
▶ 400m	33	April ROTILIO	SR	53.73	4/16/11	0.55	0.19	0.74	
▶ H100	9	Chelsea CARRIER	JR	12.97w	4/23/11	14	1.47	15.47	
▶ HJ	40	Katelyn WILLIAMS	SR	1.75m	5-8%	4/16/11	0.25	0.00	0.25
▶ HJ	40	Sydney CUMMINGS	SO	1.75m	5-8%	4/16/11	0.25	0.00	0.25
▶ LJ	31	Chelsea CARRIER	JR	6.22m	20-5	4/6/11	0.65	0.16	0.81
▶ LJ	39	Meghan MOCK	JR	6.17m	20-3	4/28/11	0.275	0.00	0.28
▶ HEPT	3	Chelsea CARRIER	JR	5,927	4/6/11	26	3.16	29.16	

Team Total 46.96

47



South Carolina

Southeastern Conference

▼ 6

Event	Scrd As	Athlete	Yr	Scored Mark	Date	Pl. Pts.	Bonus	TOTAL	
Scored bests come from CURRENT season									
▶ 100m	6	LaKya BROOKINS	SR	11.10	4/15/11	20	1.76	21.76	
▶ 100m	12	Shayla MAHAN	SR	11.20	3/26/11	9	0.93	9.93	
▶ 100m	35	Gabrielle GLENN	SR	11.45	3/26/11	0.45	0.01	0.46	
▶ 200m	46	Kelsey MCCORKLE	JR	23.60	4/15/11	0.1	0.00	0.10	
▶ H100	19	Kierre BECKLES	JR	13.20	4/28/11	3.5	0.48	3.98	
▶ H400	33	Amber ALLEN	FR	59.03	4/1/11	0.55	0.00	0.55	
▶ 4x100	14	Brookins, McCorkle, Mahan, Glenn		44.18	4/8/11	7	0.93	7.93	
▶ 4x400	30	Bandy, McCorkle, EleyO'Reilly, Allen		3:39.45	4/15/11	0.7	0.05	0.75	
▶ HJ	40	Jeannelle SCHEPER	FR	1.75m	5-8%	4/8/11	0.25	0.00	0.25
▶ PV	45	Angela RUMMANS	FR	4.00m	13-1½	4/28/11	0.125	0.00	0.13
▶ TJ	31	Radiance BASDEN	JR	12.74m	41-9%	4/8/11	0.65	0.07	0.72
▶ DISC	47	Aimee KODAT	SR	50.12m	164-5	3/17/11	0.075	0.00	0.08

Team Total 46.62

48



Sacramento State

Big Sky Conference

▲ 3

Event	Scrd As	Athlete	Yr	Scored Mark	Date	Pl. Pts.	Bonus	TOTAL	
Scored bests come from CURRENT season									
▶ 800m	2	Lea WALLACE	SR	2:02.95	4/7/11	D 28	2.55	4.55	
▶ 1500m	2	Lea WALLACE	SR	4:11.31	5/1/11	28	2.50	30.50	
▶ HJ	18	Naima GOODWIN	SR	1.79m	5-10%	4/2/11	4	0.35	4.35
▶ TJ	19	Moiria ROBINSON	JR	12.90m	42-4	4/14/11	3.5	0.35	3.85
▶ TJ	31	Natalia WRIGHT	JR	12.74m	41-9%	3/26/11	0.65	0.07	0.72
▶ JAV	40	Emily KERSTING	SO	46.18m	151-6	4/2/11	0.25	0.00	0.25

Team Total 44.22

49



Duke

Atlantic Coast Conference

▼ 12

Event	Scrd As	Athlete	Yr	Scored Mark		Date	Pl. Pts.	Bonus	TOTAL
Scored bests come from CURRENT season									
▶ 800m	23	Kate VAN BUSKIRK	SR	2:06.42		4/8/11	1.5	0.32	1.82
▶ 800m	25	Cydney ROSS	SO	2:06.52		4/8/11	0.95	0.30	1.25
▶ 800m	28	Devotia MOORE	SR	2:06.55		4/21/11	0.8	0.29	1.09
▶ 1500m	14	Kate VAN BUSKIRK	SR	4:16.68		4/21/11	7	0.80	7.80
▶ 10k	6	Juliet BOTTORFF	SO	33:18.45		3/25/11	20	1.81	21.81
▶ 10k	37	Carly SEYMOUR	JR	34:19.95		4/21/11	0.35	0.00	0.35
▶ Steeple	29	Emily SCHWITZER	SR	10:21.73		4/21/11	0.75	0.18	0.93
▶ Steeple	35	Mary Carleton JOHNSTON	JR	10:23.13		4/21/11	0.45	0.10	0.55
▶ SP	17	Michelle ANUMBA	FR	16.41m	53-10%	4/1/11	4.5	0.51	5.01
▶ JAV	25	Andrea HOPKINS	SO	47.80m	156-10	3/25/11	0.95	0.13	1.08
▶ JAV	31	Amy MATULEWICZ	JR	47.14m	154-8	4/1/11	0.65	0.00	0.65

Team Total 42.35

"Scrd As", short for "Scored As", Standing used for place points portion of performance's score combining preseason data (when applied) to current season data

Numbers in BLACK are both the performance's actual NCAA rank AND "scored as" rank Numbers in RED indicate actual NCAA rank does not exist or is worse than "scored as" rank Numbers in BLUE indicate actual NCAA rank is better than "scored as" rank

USTFCCCA Non-Member

Non-Member Schools Will NOT be ranked, beginning Week 2



2011 Outdoor Track & Field, Week #5

Only those who score >0.01 pts are shown
D denotes multiple-event rule in affect

WOMEN

50



Penn State

Big Ten Conference

▼ 5

Event	Scrd As	Athlete	Yr	Scored Mark	Date	Pl. Pts.	Bonus	TOTAL
Scored bests come from CURRENT season								
400m	49	Ijeoma IHEOMA	JR	54.00	4/23/11	0.025	0.02	0.04
5000m	49	Caitlin LANE	JR	16:18.14	3/25/11	0.025	0.03	0.05
10k	13	Kara MILLHOUSE	JR	33:31.93	3/25/11	8	1.02	9.02
H100	44	Evonne BRITTON	SO	13.54w	4/23/11	0.15	0.00	0.15
H400	16	Evonne BRITTON	SO	57.69	4/23/11	5	0.65	5.65
H400	24	Megan DUNCAN	SR	58.21	4/23/11	1	0.34	1.34
Steeple	21	Natalie BOWER	SO	10:18.48	4/28/11	2.5	0.35	2.85
4x400	18	Anyanwu, Greaves, Iheoma, Duncan		3:36.56	4/28/11	4	0.52	4.52
SP	27	Jane SWENSON	JR	16.00m 52-6	4/28/11	0.85	0.03	0.88
JAV	8	Karlee MCQUILLEN	SR	51.63m 169-4	4/23/11	16	1.37	17.37
JAV	41	Laura LOHT	FR	46.15m 151-5	4/1/11	0.225	0.00	0.22
Team Total								42.09

51



Michigan

Big Ten Conference

▲ 4

Event	Scrd As	Athlete	Yr	Scored Mark	Date	Pl. Pts.	Bonus	TOTAL
Scored bests come from CURRENT season								
800m	34	Jillian SMITH	FR	2:06.87	4/7/11	0.5	0.21	0.71
800m	39	Rebecca ADDISON	SO	2:07.13	4/7/11	0.275	0.15	0.42
1500m	7	Jillian SMITH	FR	4:14.65	4/16/11	18	1.29	19.29
H100	31	Julian PURVIS	JR	13.36	3/25/11	0.65	0.06	0.71
HJ	40	Lauren YOUNG	SR	1.75m 5-8½	4/7/11	0.25	0.00	0.25
PV	45	Kiley TOBEL	FR	4.00m 13-1½	4/22/11	0.125	0.00	0.13
DISC	7	Erin PENDLETON	SO	54.74m 179-7	4/27/11	18	1.18	19.18
DISC	50	Allison LISKE	JR	49.79m 163-4	4/16/11	0.01	0.00	0.01
Team Total								40.71

52



Washington

Pacific-10 Conference

▼ 6

Event	Scrd As	Athlete	Yr	Scored Mark	Date	Pl. Pts.	Bonus	TOTAL
Scored bests come from CURRENT season								
1500m	21	Katie FLOOD	FR	4:18.80	4/9/11	2.5	0.39	2.89
5000m	20	Megan GOETHALS	FR	16:06.64	3/25/11	3	0.39	3.39
10k	19	Lindsay FLANAGAN	SO	33:42.50	3/25/11	3.5	0.61	4.11
Steeple	45	Marie LAWRENCE	SR	10:27.66	4/29/11	0.125	0.00	0.13
JAV	3	Amanda PETERSON	SO	53.09m 174-2	4/9/11	26	2.31	28.31
Team Total								38.83

53



Virginia Tech

Atlantic Coast Conference

▼ 5

Event	Scrd As	Athlete	Yr	Scored Mark	Date	Pl. Pts.	Bonus	TOTAL
Scored bests come from CURRENT season								
Steeple	30	Samantha DOW	SO	10:21.83	4/7/11	0.7	0.17	0.87
4x100	18	Scott, Alabi, Tyson, Nwaneri		44.68	4/21/11	4	0.48	4.48
4x400	24	Boone, Amegashie, Alabi, Woodford		3:37.57	4/1/11	1	0.35	1.35
SP	23	Samira BURKHARDT	FR	16.17m 53-¾	4/1/11	1.5	0.23	1.73
HT	3	Dorotea HABAZIN	SR	68.36m 224-3	4/21/11	26	3.56	29.56
Team Total								37.99

54



Loyola Marymount

West Coast Conference

▲ 2

Event	Scrd As	Athlete	Yr	Scored Mark	Date	Pl. Pts.	Bonus	TOTAL
Scored bests come from CURRENT season								
5000m	7	Tara ERDMANN	SR	15:50.20	5/1/11	18	1.53	3.53
10k	1	Tara ERDMANN	SR	33:10.15	3/25/11	30	2.31	32.31
10k	28	Sheree SHEA	SO	34:02.85	4/14/11	0.8	0.21	1.01
Team Total								36.85

"Scrd As", short for "Scored As", Standing used for place points portion of performance's score combining preseason data (when applied) to current season data

Numbers in BLACK are both the performance's actual NCAA rank AND "scored as" rank Numbers in RED indicate actual NCAA rank does not exist or is worse than "scored as" rank Numbers in BLUE indicate actual NCAA rank is better than "scored as" rank

USTFCCCA Non-Member

Non-Member Schools Will NOT be ranked, beginning Week 2



2011 Outdoor Track & Field, Week #5

Only those who score >0.01 pts are shown
D denotes multiple-event rule in affect

WOMEN

55



Louisville

BIG EAST Conference

▲ 3

Event	Scrd As	Athlete	Yr	Scored Mark	Date	Pl. Pts.	Bonus	TOTAL	
Scored bests come from CURRENT season									
▶ HJ	18	Rachel GEHRET	SR	1.79m	5-10%	4/28/11	4	0.35	4.35
▶ LJ	19	Charachesicia LOCKHART	JR	6.29mw	20-7%	3/24/11	3.5	0.50	4.00
▶ LJ	38	Rachel GEHRET	SR	6.18m	20-3%	4/22/11	0.3	0.00	0.30
▶ SP	17	Khadija ABDULLAH	JR	16.41m	53-10%	4/13/11	4.5	0.51	5.01
▶ SP	20	D'Ana MCCARTY	SR	16.25m	53-3%	4/1/11	3	0.32	3.32
▶ SP	29	Chinwe OKORO	SR	15.93m	52-3%	4/22/11	0.75	0.00	0.75
▶ SP	37	Amashi-Ali KENDALL	SO	15.67m	51-5	4/1/11	0.35	0.00	0.35
▶ DISC	17	D'Ana MCCARTY	SR	53.44m	175-4	4/13/11	4.5	0.44	4.94
▶ DISC	43	Chinwe OKORO	SR	50.31m	165-0	4/22/11	0.175	0.00	0.17
▶ HT	11	D'Ana MCCARTY	SR	62.16m	203-11	4/13/11	10	0.73	10.73
Team Total								33.93	

57



Virginia

Atlantic Coast Conference

▼ 8

Event	Scrd As	Athlete	Yr	Scored Mark	Date	Pl. Pts.	Bonus	TOTAL
Scored bests come from CURRENT season								
▶ 1500m	23	Morgane GAY	JR	4:18.94	4/21/11	1.5	0.38	1.88
▶ 1500m	40	Stephanie GARCIA	SR	4:20.99	4/21/11	0.25	0.13	0.38
▶ H400	25	Ayla SMITH	SR	58.59	4/21/11	0.95	0.12	1.07
▶ H400	47	Kristina CHAPMAN	SR	59.61	4/21/11	0.075	0.00	0.08
▶ Steeple	3	Stephanie GARCIA	SR	9:55.10	4/21/11	26	2.92	28.92
▶ HJ	40	Pearl BICKERSTETH	SO	1.75m	5-8% 4/8/11	0.25	0.00	0.25
▶ DISC	50	Erin WYKOFF	JR	49.79m	163-4 4/8/11	0.01	0.00	0.01
Team Total								32.58

58



Montana

Big Sky Conference

▲ 69

Event	Scrd As	Athlete	Yr	Scored Mark	Date	Pl. Pts.	Bonus	TOTAL
Scored bests come from CURRENT season								
1500m	8	Katrina DRENNEN	JR	4:15.34	5/1/11	16	1.12	17.12
Steeple	9	Kara DEWALT	SR	10:11.44	5/1/11	14	0.79	14.79
Scored bests come from PRE-SEASON DATA								
HEPT	33	Lindsey HALL	SO	5,255	5/12/10	0.55	0.00	0.55
Team Total								32.47

59



Michigan State

Big Ten Conference

unch

Event	Scrd As	Athlete	Yr	Scored Mark	Date	Pl. Pts.	Bonus	TOTAL	
Scored bests come from CURRENT season									
▶ 1500m	44	Emily MACLEOD	SR	4:21.30	4/7/11	0.15	0.10	0.25	
▶ 5000m	14	Emily MACLEOD	SR	16:00.40	4/28/11	7	0.66	7.66	
▶ H100	40	Leslie ARIRIGUZO	JR	13.51	4/27/11	0.25	0.00	0.25	
▶ HJ	18	Rebecca BUCHHOLTZ	JR	1.79m	5-10%	4/1/11	4	0.35	4.35
▶ LJ	27	Ashley STACEY	FR	6.24m	20-5%	4/16/11	0.85	0.25	1.10
▶ DISC	9	Beth ROHL	SO	54.34m	178-3	4/16/11	14	0.88	14.88
▶ DISC	42	Ashley LAWRENCE	SR	50.37m	165-3	4/7/11	0.2	0.00	0.20
▶ HT	21	Beth ROHL	SO	59.94m	196-8	4/7/11	2.5	0.24	2.74
Team Total								31.43	

"Scrd As", short for "Scored As", Standing used for place points portion of performance's score combining preseason data (when applied) to current season data

Numbers in BLACK are both the performance's actual NCAA rank AND "scored as" rank Numbers in RED indicate actual NCAA rank does not exist or is worse than "scored as" rank Numbers in BLUE indicate actual NCAA rank is better than "scored as" rank

USTFCCCA Non-Member

Non-Member Schools Will NOT be ranked, beginning Week 2



2011 Outdoor Track & Field, Week #5

Only those who score >0.01 pts are shown
D denotes multiple-event rule in affect

WOMEN

60



Tulsa

Conference USA

▲ 3

Event	Scrd As	Athlete	Yr	Scored Mark	Date	Pl. Pts.	Bonus	TOTAL
Scored bests come from CURRENT season								
1500m	28	Paula WHITING	SR	4:19.78	4/27/11	0.8	0.28	1.08
5000m	3	Paula WHITING	SR	15:46.91	4/14/11	26	1.86	27.86
4x400	29	Powell, Guion-Firmin, Schuster, Mace		3:39.33	4/27/11	0.75	0.07	0.82
HEPT	39	Brianna STEEL	SR	5,158	4/22/11	0.275	0.00	0.28
Team Total								30.03

61



Georgia Tech

Atlantic Coast Conference

▲ 1

Event	Scrd As	Athlete	Yr	Scored Mark	Date	Pl. Pts.	Bonus	TOTAL
Scored bests come from CURRENT season								
H400	22	Leslie NJOKU	SR	58.11	4/28/11	2	0.40	2.40
PV	5	Joanna WRIGHT	SR	4:31m	14-1½ 4/8/11	22	1.68	23.68
TJ	22	Julienne MCKEE	FR	12.89m	42-3½ 4/21/11	2	0.33	2.33
HEPT	41	Kayla MCKEIRNAN	SR	5,133	4/21/11	0.225	0.00	0.22
Team Total								28.64

62



Louisiana Tech

Western Athletic Conference

▼ 1

Event	Scrd As	Athlete	Yr	Scored Mark	Date	Pl. Pts.	Bonus	TOTAL
Scored bests come from CURRENT season								
100m	11	Chelsea HAYES	SR	11.18w	4/23/11	10	1.05	11.05
H100	40	Kim FRANCIS	FR	13.51	3/25/11	0.25	0.00	0.25
4x100	24	Hayes, Lewis-Baker, Hanneman, Francis		44.87	4/6/11	1	0.34	1.34
LJ	9	Chelsea HAYES	SR	6.38m	20-11½ 4/2/11	14	1.19	15.19
LJ	33	Tiana DAVIS	SR	6.21mw	20-4½ 4/23/11	0.55	0.11	0.66
Team Total								28.49

63



Oklahoma State

Big 12 Conference

▲ 41

Event	Scrd As	Athlete	Yr	Scored Mark	Date	Pl. Pts.	Bonus	TOTAL
Scored bests come from CURRENT season								
800m	3	Natalja PILIUSINA	FR	2:03.91	5/1/11	26	1.82	27.82
1500m	37	Natalja PILIUSINA	FR	4:20.63	4/14/11	0.35	0.18	0.53
10k	49	Tone HJALMARSEN	SR	34:38.88	3/25/11	0.025	0.00	0.03
TJ	48	Clarissa ANDREWS	SR	12.59mw	41-3¾ 4/6/11	0.05	0.00	0.05
Team Total								28.42

64



Houston

Conference USA

▼ 4

Event	Scrd As	Athlete	Yr	Scored Mark	Date	Pl. Pts.	Bonus	TOTAL
Scored bests come from CURRENT season								
100m	19	Grecia BOLTON	JR	11.30w	4/6/11	3.5	0.48	3.98
100m	47	Whitney HARRIS	JR	11.52	4/14/11	0.075	0.00	0.08
200m	40	Whitney HARRIS	JR	23.53	4/14/11	0.25	0.00	0.25
200m	49	Grecia BOLTON	JR	23.61	4/14/11	0.025	0.00	0.03
H100	23	Demeeka JONES	JR	13.25w	3/19/11	1.5	0.35	1.85
4x100	7	Reese, Harris, Floyd, Bolton		43.81	4/14/11	18	1.62	19.62
4x400	22	Wallace, Harris, Johnson, Floyd		3:37.37	4/23/11	2	0.38	2.38
Team Total								28.18

65



Kentucky

Southeastern Conference

unch

Event	Scrd As	Athlete	Yr	Scored Mark	Date	Pl. Pts.	Bonus	TOTAL
Scored bests come from CURRENT season								
400m	11	Jenna MARTIN	SR	52.94	4/9/11	10	0.91	10.91
800m	48	Allison PEARE	FR	2:07.36	5/1/11	0.05	0.09	0.14
DISC	16	Mary ANGELL	SR	53.57m	175-9 4/13/11	5	0.49	5.49
Scored bests come from PRE-SEASON DATA								
HEPT	11	Precious NWOKEY	JR	5,543	5/13/10	10	0.74	10.74
Team Total								27.29

"Scrd As", short for "Scored As", Standing used for place points portion of performance's score combining preseason data (when applied) to current season data

Numbers in BLACK are both the performance's actual NCAA rank AND "scored as" rank Numbers in RED indicate actual NCAA rank does not exist or is worse than "scored as" rank Numbers in BLUE indicate actual NCAA rank is better than "scored as" rank

USTFCCCA Non-Member

Non-Member Schools Will NOT be ranked, beginning Week 2



2011 Outdoor Track & Field, Week #5

Only those who score >0.01 pts are shown
D denotes multiple-event rule in affect

WOMEN

66



Boston University

America East Conference

▼ 2

Event	Scrd As	Athlete	Yr	Scored Mark	Date	Pl. Pts.	Bonus	TOTAL
Scored bests come from CURRENT season								
5000m	15	Katie MATTHEWS	JR	16:01.16	4/22/11	D 6	0.61	2.61
10k	5	Katie MATTHEWS	JR	33:16.97	3/25/11	22	1.90	23.90
HJ	40	Allison BARWISE	SO	1.75m 5-8½	4/16/11	0.25	0.00	0.25
Scored bests come from PRE-SEASON DATA								
HEPT	45	Allison BARWISE	SO	5,104	5/1/10	0.125	0.00	0.13
Team Total								26.89

67



Cal Poly

Big West Conference

▼10

Event	Scrd As	Athlete	Yr	Scored Mark	Date	Pl. Pts.	Bonus	TOTAL
Scored bests come from CURRENT season								
Steeple	20	LeAnne FOGG	SR	10:17.24	4/14/11	3	0.41	3.41
HJ	6	Whitney SISLER	JR	1.83m 6-0	4/22/11	20	1.47	21.47
TJ	24	Jasmine PICKETT	SR	12.83m 42-1½	4/2/11	1	0.23	1.23
Team Total								26.11

68



USF

BIG EAST Conference

unch

Event	Scrd As	Athlete	Yr	Scored Mark	Date	Pl. Pts.	Bonus	TOTAL
Scored bests come from CURRENT season								
Steeple	48	Nicole ROZARIO	JR	10:29.74	4/1/11	0.05	0.00	0.05
PV	6	Denise VON EYNATTEN	SR	4.30m 14-1¼	4/6/11	20	1.57	21.57
PV	23	Stephanie DUFFY	SR	4.12m 13-6¼	3/18/11	1.5	0.25	1.75
JAV	29	Casey WAGNER	JR	47.57m 156-1	3/18/11	0.75	0.07	0.82
Team Total								24.18

69



UC Santa Barbara

Big West Conference

▼ 3

Event	Scrd As	Athlete	Yr	Scored Mark	Date	Pl. Pts.	Bonus	TOTAL
Scored bests come from CURRENT season								
5000m	12	Amanda MORENO	SR	15:58.02	4/14/11	9	0.82	9.82
SP	46	Jean LIGHTFOOT	SR	15.54m 51-0	4/15/11	0.1	0.00	0.10
Scored bests come from PRE-SEASON DATA								
HEPT	10	Barbara NWABA	SR	5,552	5/7/10	12	0.77	12.77
Team Total								22.69

70



Syracuse

BIG EAST Conference

▼28

Event	Scrd As	Athlete	Yr	Scored Mark	Date	Pl. Pts.	Bonus	TOTAL
Scored bests come from CURRENT season								
1500m	51	Lauren PENNEY	SO	4:21.91	4/22/11		0.02	0.02
5000m	25	Lauren PENNEY	SO	16:09.44	3/25/11	0.95	0.30	1.25
5000m	29	Katie HURSEY	JR	16:10.50	3/25/11	0.75	0.27	1.02
10k	16	Catherine DESARLE	SR	33:38.94	3/25/11	5	0.71	5.71
Steeple	15	Katie HURSEY	JR	10:13.39	4/22/11	6	0.62	6.62
Steeple	18	Natalie BUSBY	JR	10:16.30	4/22/11	4	0.46	4.46
Steeple	24	Heather STEPHENS	JR	10:18.90	4/22/11	1	0.33	1.33
Steeple	39	Cassie WHITE	JR	10:24.05	4/22/11	0.275	0.06	0.33
TJ	27	Ieva STAPONKUTE	JR	12.81m 42-½	4/23/11	0.85	0.19	1.04
HEPT	28	Kelsey RUBEOR	JR	5,337	3/24/11	0.8	0.09	0.89
Team Total								22.68

71



UC Riverside

Big West Conference

▼ 2

Event	Scrd As	Athlete	Yr	Scored Mark	Date	Pl. Pts.	Bonus	TOTAL
Scored bests come from CURRENT season								
TJ	8	Allison WILDER	SR	13.17m 43-2½	4/14/11	16	1.06	17.06
HT	31	Brittani DANIELS	SR	58.99m 193-6	4/22/11	0.65	0.03	0.68
JAV	18	Ashley GATEWOOD	JR	49.16m 161-3	4/16/11	4	0.52	4.52
Team Total								22.26

"Scrd As", short for "Scored As", Standing used for place points portion of performance's score combining preseason data (when applied) to current season data

Numbers in BLACK are both the performance's actual NCAA rank AND "scored as" rank Numbers in RED indicate actual NCAA rank does not exist or is worse than "scored as" rank Numbers in BLUE indicate actual NCAA rank is better than "scored as" rank

USTFCCCA Non-Member

Non-Member Schools Will NOT be ranked, beginning Week 2



2011 Outdoor Track & Field, Week #5

Only those who score >0.01 pts are shown
D denotes multiple-event rule in affect

WOMEN

72



Nevada

Western Athletic Conference

▼ 2

Event	Scrd As	Athlete	Yr	Scored Mark		Date	Pl. Pts.	Bonus	TOTAL
Scored bests come from CURRENT season									
▶ HJ	18	La Tijera AVERY	JR	1.79m	5-10½	4/7/11	4	0.35	4.35
▶ HJ	40	Cortney BEASLEY	SR	1.75m	5-8%	4/14/11	0.25	0.00	0.25
▶ HJ	40	Nicole WILLIAMS	JR	1.75m	5-8%	4/7/11	0.25	0.00	0.25
▶ HT	29	Constance MCALMAN	SR	59.06m	193-9	4/14/11	0.75	0.04	0.79
▶ JAV	9	Sabine KOPPLIN	FR	51.59m	169-3	4/2/11	14	1.35	15.35
▶ JAV	46	Marissa HAMMOND	SR	45.63m	149-8	4/7/11	0.1	0.00	0.10
Team Total									21.09

73



Boston College

Atlantic Coast Conference

▼ 6

Event	Scrd As	Athlete	Yr	Scored Mark	Date	Pl. Pts.	Bonus	TOTAL
Scored bests come from CURRENT season								
▶ 800m	8	Caroline KING	JR	2:04.88	4/21/11	16	1.08	17.08
▶ 800m	30	Caitlin BAILEY	SR	2:06.63	4/21/11	0.7	0.27	0.97
▶ 1500m	18	Caroline KING	JR	4:17.48	3/25/11	D	4	0.61
Team Total								20.66

74



Maryland

Atlantic Coast Conference

▼ 3

Event	Scrd As	Athlete	Yr	Scored Mark	Date	Pl. Pts.	Bonus	TOTAL	
Scored bests come from CURRENT season									
▶ HJ	25	Amina SMITH	FR	1.78m	5-10	3/25/11	0.95	0.15	1.10
Scored bests come from PRE-SEASON DATA									
▶ HEPT	7	Kiani PROFIT	SR	5,686	4/15/10	18	1.51	19.51	
Team Total								20.61	

75



San Francisco

West Coast Conference

▲ 50

Event	Scrd As	Athlete	Yr	Scored Mark	Date	Pl. Pts.	Bonus	TOTAL
Scored bests come from CURRENT season								
▶ 1500m	35	Eva KRCHOVA	SO	4:20.43	4/23/11	0.45	0.20	0.65
▶ 10k	42	Jana STOLTING	FR	34:29.08	4/14/11	0.2	0.00	0.20
▶ Steeple	7	Eva KRCHOVA	SO	10:05.53	5/1/11	18	1.43	19.43
Team Total								20.28

76



Western Kentucky

Sun Belt Conference

▼ 3

Event	Scrd As	Athlete	Yr	Scored Mark	Date	Pl. Pts.	Bonus	TOTAL	
Scored bests come from CURRENT season									
▶ 800m	38	Vasity CHEMWENO	SR	2:07.12	4/27/11	0.3	0.15	0.45	
▶ DISC	36	Laura IGAUNE	SR	51.17m	167-10	4/13/11	0.4	0.00	0.40
▶ HT	7	Laura IGAUNE	SR	63.56m	208-6	4/22/11	18	1.34	19.34
▶ HT	49	Monteka FLOWERS	JR	57.12m	187-5	4/9/11	0.025	0.00	0.03
Team Total								20.22	

77



Mississippi State

Southeastern Conference

▼ 5

Event	Scrd As	Athlete	Yr	Scored Mark	Date	Pl. Pts.	Bonus	TOTAL	
Scored bests come from CURRENT season									
▶ 200m	17	Richesa MCCALED	SR	23.18w	4/23/11	4.5	0.51	5.01	
▶ 400m	34	Taneisha BAKER	SR	53.74	4/23/11	0.5	0.18	0.68	
▶ 10k	29	Haley GREENWELL	SO	34:04.18	4/14/11	0.75	0.19	0.94	
▶ H100	47	Keisha WALLACE	SO	13.58w	4/15/11	0.075	0.00	0.08	
▶ H400	46	Talisha LEE	SR	59.55	4/28/11	0.1	0.00	0.10	
▶ HJ	11	Jessica MERRIWEATHER	SR	1.80m	5-10%	3/18/11	10	0.54	10.54
▶ LJ	27	Rochelle FARQUHARSON	FR	6.24mw	20-5%	4/23/11	0.85	0.25	1.10
▶ TJ	35	Rochelle FARQUHARSON	FR	12.72mw	41-8%	4/6/11	0.45	0.03	0.48
Team Total								18.93	

78



Wisconsin

Big Ten Conference

▼ 4

Event	Scrd As	Athlete	Yr	Scored Mark	Date	Pl. Pts.	Bonus	TOTAL	
Scored bests come from CURRENT season									
▶ 10k	39	Caitlin COMFORT	JR	34:25.82	3/25/11	0.275	0.00	0.28	
▶ H400	31	Egle STASIUNAITE	SR	58.94	4/16/11	0.65	0.00	0.65	
▶ SP	37	Taylor SMITH	SO	15.67m	51-5	4/22/11	0.35	0.00	0.35
▶ DISC	31	Taylor SMITH	SO	52.18m	171-2	4/22/11	0.65	0.00	0.65
▶ JAV	32	Megan RENNHACK	JR	47.13m	154-7	4/8/11	0.6	0.00	0.60
▶ HEPT	25	Jessica FLAX	JR	5,353	4/13/11	0.95	0.14	1.09	
▶ HEPT	36	Deanna LATHAM	FR	5,220	4/13/11	0.4	0.00	0.40	
Scored bests come from PRE-SEASON DATA									
▶ HEPT	9	Dorcas AKINNIYI	SO	5,584	5/14/10	14	0.88	14.88	
Team Total								18.90	

"Scrd As", short for "Scored As", Standing used for place points portion of performance's score combining preseason data (when applied) to current season data

Numbers in BLACK are both the performance's actual NCAA rank AND "scored as" rank Numbers in RED indicate actual NCAA rank does not exist or is worse than "scored as" rank Numbers in BLUE indicate actual NCAA rank is better than "scored as" rank

USTFCCCA Non-Member

Non-Member Schools Will NOT be ranked, beginning Week 2



2011 Outdoor Track & Field, Week #5

Only those who score >0.01 pts are shown
D denotes multiple-event rule in affect

WOMEN

79



Middle Tennessee

Sun Belt Conference

▼ 4

Event	Scrd As	Athlete	Yr	Scored Mark	Date	Pl. Pts.	Bonus	TOTAL	
Scored bests come from CURRENT season									
▶ HJ	34	Ann DUDLEY	SO	1.76m	5-9%	4/22/11	0.5	0.00	0.50
▶ LJ	9	Kortney THURMAN	SR	6.38mw	20-11%	4/9/11	14	1.19	15.19
▶ LJ	31	Kiara HENRY	JR	6.22m	20-5	4/9/11	0.65	0.16	0.81
Team Total								16.50	

80



Iowa

Big Ten Conference

▼ 2

Event	Scrd As	Athlete	Yr	Scored Mark	Date	Pl. Pts.	Bonus	TOTAL
Scored bests come from CURRENT season								
▶ 400m	40	Ashley LIVERPOOL	FR	53.87	4/2/11	0.25	0.10	0.35
▶ 400m	50	Bethany PRASKA	SR	54.01	4/23/11	0.01	0.01	0.02
▶ 800m	14	Bethany PRASKA	SR	2:05.46	4/15/11	7	0.73	7.73
▶ 1500m	45	McKenzie MELANDER	JR	4:21.35	4/27/11	0.125	0.09	0.22
▶ 5000m	44	Betsy FLOOD	JR	16:16.41	3/25/11	0.15	0.08	0.23
▶ 4x400	14	Praska, Hendricks, Liverpool, Erickson		3:35.93	4/27/11	7	0.62	7.62
▶ DISC	38	Majesty TUTSON	SO	50.87m 166-10	4/7/11	0.3	0.00	0.30
Team Total								16.47

81



Purdue

Big Ten Conference

▼ 4

Event	Scrd As	Athlete	Yr	Scored Mark		Date	Pl. Pts.	Bonus	TOTAL
Scored bests come from CURRENT season									
▶ HJ	18	Emily BRESLIN	SR	1.79m	5-10½	4/23/11	4	0.35	4.35
▶ LJ	16	Leah EBER	JR	6.30mw	20-8	4/7/11	5	0.55	5.55
▶ SP	21	Stacey WANNEMACHER	SR	16.21m	53-2¼	4/23/11	2.5	0.28	2.78
▶ SP	50	Dani BUNCH	FR	15.37m	50-5¼	4/23/11	0.01	0.00	0.01
▶ DISC	21	Terri ANDERSON	JR	52.92m	173-7	3/26/11	2.5	0.24	2.74
▶ HT	48	Stacey WANNEMACHER	SR	57.25m	187-10	4/15/11	0.05	0.00	0.05
Team Total									15.47

82



Eastern Michigan

Mid-American Conference

▼ 3

Event	Scrd As	Athlete	Yr	Scored Mark	Date	Pl. Pts.	Bonus	TOTAL	
Scored bests come from CURRENT season									
► PV	9	Jessica HEMINGWAY	SR	4.25m	13-11%	4/14/11	14	1.02	15.02
Team Total								15.02	

83



Cal State Fullerton

Big West Conference

▲ 2

Event	Scrd As	Athlete	Yr	Scored Mark	Date	Pl. Pts.	Bonus	TOTAL
Scored bests come from CURRENT season								
▶ 200m	26	Ciara SHORT	SR	23.29	4/30/11	0.9	0.32	1.22
▶ 400m	10	Ciara SHORT	SR	52.90	3/19/11	12	0.96	12.96
▶ H100	36	Lauren WILLIAMS	SR	13.43	4/23/11	0.4	0.00	0.40
Team Total								14.59

84



Long Beach State

Big West Conference

▼ 4

Event	Scrd As	Athlete	Yr	Scored Mark		Date	Pl. Pts.	Bonus	TOTAL
Scored bests come from CURRENT season									
▶ HJ	40	Katrina GRAVES-JOHNSON	JR	1.75m	5-8%	4/16/11	0.25	0.00	0.25
▶ JAV	14	Randi HICKS	SR	50.58m	165-11	4/27/11	7	0.93	7.93
▶ JAV	16	Tara ROSS	SR	49.88m	163-7	4/14/11	5	0.73	5.73
Team Total									13.91

85



Alabama

Southeastern Conference

▼ 1

Event	Scrd As	Athlete	Yr	Scored Mark	Date	Pl. Pts.	Bonus	TOTAL
Scored bests come from CURRENT season								
▶ H100	26	Kimberley LAING	SR	13.30	4/8/11	0.9	0.22	1.12
▶ H100	47	Kaylon EPPINGER	JR	13.58	4/8/11	0.075	0.00	0.08
▶ H400	25	Talaya OWENS	SR	58.59	4/23/11	0.95	0.12	1.07
▶ TJ	48	Kia WANSLEY	JR	12.59m	41-3%	0.05	0.00	0.05
▶ SP	30	Wilamena HOPKINS	SO	15.88m	52-1%	0.7	0.00	0.70
▶ JAV	19	Meghan AUSTIN		48.88m	160-4	3.5	0.44	3.94
▶ HEPT	15	Kaylon EPPINGER	JR	5,499	3/24/11	6	0.60	6.60
Team Total								13.56

"Scrd As", short for "Scored As", Standing used for place points portion of performance's score combining preseason data (when applied) to current season data

Numbers in BLACK are both the performance's actual NCAA rank AND "scored as" rank Numbers in RED indicate actual NCAA rank does not exist or is worse than "scored as" rank Numbers in BLUE indicate actual NCAA rank is better than "scored as" rank

USTFCCCA Non-Member

Non-Member Schools Will NOT be ranked, beginning Week 2



2011 Outdoor Track & Field, Week #5

Only those who score >0.01 pts are shown
D denotes multiple-event rule in affect

WOMEN

86



East Carolina

Conference USA

▼ 3

Event	Scrd As	Athlete	Yr	Scored Mark	Date	Pl. Pts.	Bonus	TOTAL	
Scored bests come from CURRENT season									
▶ 400m	23	Aiesha GOGGINS	FR	53.47	4/1/11	1.5	0.36	1.86	
▶ 4x400	27	Hawkins, Harris, Warner, Goggins		3:38.85	4/1/11	0.85	0.15	1.00	
▶ HJ	11	Tynita BUTTS	SO	1.80m	5-10%	4/1/11	10	0.54	10.54
▶ HT	50	Maegan LEWIS	SR	57.09m	187-3	3/18/11	0.01	0.00	0.01
Team Total								13.40	

87



Tulane

Conference USA

▼ 5

Event	Scrd As	Athlete	Yr	Scored Mark	Date	Pl. Pts.	Bonus	TOTAL	
Scored bests come from CURRENT season									
▶ 100m	38	Tiffany GEORGE	FR	11.47w	4/23/11	0.3	0.00	0.30	
▶ 100m	42	Kasey RODGERS	JR	11.49w	3/25/11	0.2	0.00	0.20	
▶ H400	35	Zandria DEBOWLES	SR	59.12	3/25/11	0.45	0.00	0.45	
▶ JAV	11	Ana RUZEVIC	JR	51.37m	168-6	3/9/11	10	1.23	11.23
Team Total								12.18	

88



Cal State Northridge

Big West Conference

▼ 1

Event	Scrd As	Athlete	Yr	Scored Mark		Date	Pl. Pts.	Bonus	TOTAL
Scored bests come from CURRENT season									
▶ 4x400	24	Lofton, Watkins, Gonder, Harrison		3:37.57		4/14/11	1	0.35	<div><div></div></div> 1.35
▶ HJ	31	Desirae GONDER	SR	1.77m	5-9%	3/17/11	0.65	0.00	<div><div></div></div> 0.65
▶ HEPT	23	Sherrina LOFTON	SR	5,366		4/6/11	1.5	0.19	<div><div></div></div> 1.69
Scored bests come from PRE-SEASON DATA									
▶ HEPT	14	Desirae GONDER	SR	5,512		5/7/10	7	0.65	<div><div></div></div> 7.65
Team Total									11.33

89



San Diego State

Mountain West Conference

▼ 3

Event	Scrd As	Athlete	Yr	Scored Mark	Date	Pl. Pts.	Bonus	TOTAL	
Scored bests come from CURRENT season									
▶ H400	44	Allison REASER	FR	59.46	4/22/11	0.15	0.00	0.15	
▶ PV	18	Kelsy HINTZ	SO	4.15m	13-7%	4/22/11	4	0.42	4.42
▶ TJ	19	Shanieka THOMAS	FR	12.90m	42-4	4/14/11	3.5	0.35	3.85
▶ SP	32	Whitney ASHLEY	JR	15.82m	51-11	4/14/11	0.6	0.00	0.60
▶ DISC	29	Whitney ASHLEY	JR	52.24m	171-4	4/14/11	0.75	0.00	0.75
▶ HEPT	24	Allison REASER	FR	5,361	4/7/11	1	0.17	1.17	
Team Total								10.95	

90



Illinois State

Missouri Valley Conference

▼ 1

Event	Scrd As	Athlete	Yr	Scored Mark	Date	Pl. Pts.	Bonus	TOTAL	
Scored bests come from CURRENT season									
▶ 400m	52	Sade SEALY	SO	54.03	4/16/11		0.00	0.00	
▶ 10k	38	Samantha BLUSKE	SO	34:25.55	4/14/11	0.3	0.00	0.30	
▶ Steeple	37	Aisha PRAUGHT	JR	10:23.56	4/14/11	0.35	0.08	0.43	
▶ HJ	31	Amanda ALBRECHT	SR	1.77m	5-9%	4/22/11	0.65	0.00	0.65
▶ SP	48	Brittany SMITH	SO	15.41m	50-6%	3/31/11	0.05	0.00	0.05
▶ DISC	46	Brittany SMITH	SO	50.20m	164-8	3/31/11	0.1	0.00	0.10
▶ HT	16	Brittany SMITH	SO	60.86m	199-8	4/27/11	5	0.44	5.44
▶ JAV	19	Leigh PETRANOFF	JR	48.88m	160-4	4/16/11	3.5	0.44	3.94
Team Total								10.92	

91



Kent State

Mid-American Conference

▼ 1

Event	Scrd As	Athlete	Yr	Scored Mark		Date	Pl. Pts.	Bonus	TOTAL
Scored bests come from CURRENT season									
▶ PV	39	Kim PRESTON	JR	4.01m	13-1%	4/22/11	0.275	0.00	<div><div></div>0.28</div>
▶ HT	23	Melissa KURZDORFER	FR	59.57m	195-5	4/23/11	1.5	0.16	<div><div></div>1.66</div>
Scored bests come from PRE-SEASON DATA									
▶ HEPT	13	Diana DUMITRESCU	JR	5,518		4/21/10	8	0.66	<div><div></div>8.66</div>
Team Total									10.59

"Scrd As", short for "Scored As", Standing used for place points portion of performance's score combining preseason data (when applied) to current season data

Numbers in BLACK are both the performance's actual NCAA rank AND "scored as" rank Numbers in RED indicate actual NCAA rank does not exist or is worse than "scored as" rank Numbers in BLUE indicate actual NCAA rank is better than "scored as" rank

USTFCCCA Non-Member

Non-Member Schools Will NOT be ranked, beginning Week 2



2011 Outdoor Track & Field, Week #5

Only those who score >0.01 pts are shown
D denotes multiple-event rule in affect

WOMEN

92



North Texas

Sun Belt Conference

▲ 1

Event	Scrd As	Athlete	Yr	Scored Mark	Date	Pl. Pts.	Bonus	TOTAL
Scored bests come from CURRENT season								
H100	13	Alysha ADAMS	SR	13.08w	4/2/11	8	0.83	8.83
4x100	28	Barnes, Adams, Simmons, Blaylock		44.96	4/2/11	0.8	0.27	1.07
Team Total								9.90

93



Northwestern State

Southland Conference

▼ 5

Event	Scrd As	Athlete	Yr	Scored Mark		Date	Pl. Pts.	Bonus	TOTAL
Scored bests come from CURRENT season									
▶ SP	16	Trecey REW	SR	16.49m	54-1½	4/23/11	5	0.61	5.61
▶ DISC	19	Trecey REW	SR	53.24m	174-8	3/25/11	3.5	0.36	3.86
▶ JAV	38	Jessica TALLEY	FR	46.59m	152-10	4/30/11	0.3	0.00	0.30
Team Total									9.77

94



Indiana State

Missouri Valley Conference

▼ 2

Event	Scrd As	Athlete	Yr	Scored Mark		Date	Pl. Pts.	Bonus	TOTAL
Scored bests come from CURRENT season									
▶ PV	45	Nicole HOPE	JR	4.00m	13-1½	4/16/11	0.125	0.00	0.13
▶ DISC	25	Kelsey HANLEY	SR	52.63m	172-8	3/31/11	0.95	0.13	1.08
▶ HT	14	Felisha JOHNSON	SO	61.14m	200-7	4/8/11	7	0.51	7.51
▶ HT	33	Kelsey HANLEY	SR	58.86m	193-1	4/8/11	0.55	0.00	0.55
Team Total									9.26

95



Buffalo

Mid-American Conference

▲ 4

Event	Scrd As	Athlete	Yr	Scored Mark		Date	Pl. Pts.	Bonus	TOTAL
Scored bests come from CURRENT season									
▶ SP	15	Rebecca O'BRIEN	SO	16.50m	54-1½	4/28/11	6	0.62	6.62
▶ DISC	24	Rebecca O'BRIEN	SO	52.82m	173-3	4/2/11	1	0.20	1.20
▶ HT	37	Shant'e WHITE	JR	58.41m	191-7	3/18/11	0.35	0.00	0.35
▶ JAV	47	Kathryn WESTON	SR	45.62m	149-8	3/18/11	0.075	0.00	0.08
Team Total									8.25

96




Wyoming

Mountain West Conference

▲ 5

Event	Scrd As	Athlete	Yr	Scored Mark	Date	Pl. Pts.	Bonus	TOTAL
Scored bests come from CURRENT season								
400m	14	Afiya WALKER	SR	53.08	4/14/11	7	0.73	7.73
Team Total								7.73

97




Connecticut

BIG EAST Conference

unch

Event	Scrd As	Athlete	Yr	Scored Mark	Date	Pl. Pts.	Bonus	TOTAL	
Scored bests come from CURRENT season									
▶ 100m	21	Trisha-Ann HAWTHORNE	SR	11.31	4/7/11	2.5	0.45	2.95	
▶ 200m	44	Trisha-Ann HAWTHORNE	SR	23.59	4/7/11	0.15	0.00	0.15	
▶ 800m	33	Heather WILSON	JR	2:06.76	4/14/11	0.55	0.24	0.79	
▶ 800m	40	Brigitte MANIA	SO	2:07.15	4/14/11	0.25	0.14	0.39	
▶ 10k	40	Lauren SARA	FR	34:26.01	4/14/11	0.25	0.00	0.25	
▶ Steeple	47	Meghan CUNNINGHAM	JR	10:29.42	4/7/11	0.075	0.00	0.08	
▶ HJ	40	Ilva BIKANOVA	FR	1.75m	5-8½	4/7/11	0.25	0.00	0.25
▶ LJ	21	Whitney HOLDER	SO	6.26mw	20-6½	4/7/11	2.5	0.35	2.85
Team Total								7.70	

98



Miami (Ohio)

Mid-American Conference

▼ 7

Event	Scrd As	Athlete	Yr	Scored Mark	Date	Pl. Pts.	Bonus	TOTAL
Scored bests come from CURRENT season								
▶ 5000m	36	Rachel PATTERSON	JR	16:14.45	4/14/11	0.4	0.14	0.54
▶ JAV	15	Victoria PATERRA	FR	49.91m 163-9	3/25/11	6	0.74	6.74
Team Total								7.28

99



Columbia

Ivy League

▲ 3

Event	Scrd As	Athlete	Yr	Scored Mark	Date	Pl. Pts.	Bonus	TOTAL	
Scored bests come from CURRENT season									
▶ 400m	15	Sharay HALE	JR	53.10	4/23/11	6	0.70	6.70	
▶ HJ	40	Monique ROBERTS	JR	1.75m	5-8"	4/2/11	0.25	0.00	0.25
▶ LJ	40	Uju OFOCHE	SO	6.16mw	20-2"	4/15/11	0.25	0.00	0.25
Team Total								7.20	

"Scrd As", short for "Scored As", Standing used for place points portion of performance's score combining preseason data (when applied) to current season data

Numbers in BLACK are both the performance's actual NCAA rank AND "scored as" rank Numbers in RED indicate actual NCAA rank does not exist or is worse than "scored as" rank Numbers in BLUE indicate actual NCAA rank is better than "scored as" rank

USTFCCCA Non-Member


Non-Member Schools Will NOT be ranked, beginning Week 2




2011 Outdoor Track & Field, Week #5

Only those who score >0.01 pts are shown
D denotes multiple-event rule in affect


WOMEN

100  **North Dakota State** ▼ **6**
The Summit League


Event	Scrd As	Athlete	Yr	Scored Mark	Date	Pl. Pts.	Bonus	TOTAL
Scored bests come from CURRENT season								
800m	20	Christine SCHMALTZ	SR	2:05.81	4/8/11	3	0.55	3.55
H400	49	Whitney CARLSON	SR	59.62	4/16/11	0.025	0.00	0.03
HJ	25	Toni TOLLEFSON	SO	1.78m 5-10	3/18/11	0.95	0.15	1.10
PV	28	Leslie BROST	JR	4.09m 13-5	4/16/11	0.8	0.07	0.87
LJ	44	Whitney CARLSON	SR	6.13mw 20-1½	3/18/11	0.15	0.00	0.15
HEPT	26	Whitney CARLSON	SR	5,352	4/27/11	0.9	0.14	1.04
Team Total								6.74

101  **Yale** ▼ **5**
Ivy League


Event	Scrd As	Athlete	Yr	Scored Mark	Date	Pl. Pts.	Bonus	TOTAL
Scored bests come from CURRENT season								
800m	15	Kate GRACE	SR	2:05.48	4/22/11	6	0.72	6.72
Team Total								6.72

102  **Stony Brook** ▼ **21**
America East Conference


Event	Scrd As	Athlete	Yr	Scored Mark	Date	Pl. Pts.	Bonus	TOTAL
Scored bests come from CURRENT season								
1500m	15	Lucy VAN DALEN	JR	4:17.12	4/16/11	6	0.69	6.69
Team Total								6.69

103  **Cincinnati** ▼ **unch**
BIG EAST Conference


Event	Scrd As	Athlete	Yr	Scored Mark	Date	Pl. Pts.	Bonus	TOTAL
Scored bests come from CURRENT season								
PV	16	MacKenzie FIELDS	SO	4.16m 13-7½	4/22/11	5	0.48	5.48
PV	29	Michelle EBY	JR	4.06m 13-3½	4/15/11	0.75	0.00	0.75
Team Total								6.23

104  **Vanderbilt** ▼ **4**
Southeastern Conference

Event	Scrd As	Athlete	Yr	Scored Mark	Date	Pl. Pts.	Bonus	TOTAL
Scored bests come from CURRENT season								
800m	16	Rita JORGENSEN	SR	2:05.54	4/22/11	5	0.69	5.69
Team Total								5.69

105  **Akron** ▲ **1**
Mid-American Conference

Event	Scrd As	Athlete	Yr	Scored Mark	Date	Pl. Pts.	Bonus	TOTAL
Scored bests come from CURRENT season								
Steeple	31	Cassandra SCHENCK	JR	10:22.17	4/28/11	0.65	0.15	0.80
PV	18	Katherine LEE	JR	4.15m 13-7½	4/22/11	4	0.42	4.42
HT	38	Valerie WERT	SR	58.21m 190-11	4/29/11	0.3	0.00	0.30
Team Total								5.53

106  **Jacksonville** ▼ **1**
Atlantic Sun Conference

Event	Scrd As	Athlete	Yr	Scored Mark	Date	Pl. Pts.	Bonus	TOTAL
Scored bests come from CURRENT season								
200m	21	Unique SINGLETON	SR	23.25w	4/15/11	2.5	0.38	2.88
400m	38	Danielle DAVENPORT	SR	53.82	4/15/11	0.3	0.13	0.43
400m	47	Unique SINGLETON	SR	53.98	4/15/11	0.075	0.03	0.11
H100	43	Stacey YOUNG	JR	13.53	4/15/11	0.175	0.00	0.17
4x400	28	Davenport, Singleton, Pierre, Freeman		3:39.18	4/28/11	0.8	0.09	0.89
Scored bests come from PRE-SEASON DATA								
HEPT	29	Charlene CHARLES	SO	5,325	3/25/10	0.75	0.06	0.81
Team Total								5.30

"Scrd As", short for "Scored As", Standing used for place points portion of performance's score combining preseason data (when applied) to current season data

Numbers in BLACK are both the performance's actual NCAA rank AND "scored as" rank Numbers in RED indicate actual NCAA rank does not exist or is worse than "scored as" rank Numbers in BLUE indicate actual NCAA rank is better than "scored as" rank

USTFCCCA Non-Member

Non-Member Schools Will NOT be ranked, beginning Week 2



2011 Outdoor Track & Field, Week #5

Only those who score >0.01 pts are shown
D denotes multiple-event rule in affect

WOMEN

107



Brown

Ivy League

▲ 1

Event	Scrd As	Athlete	Yr	Scored Mark		Date	Pl. Pts.	Bonus	TOTAL
Scored bests come from CURRENT season									
▶ TJ	36	Rachel BIBLO	SR	12.71m	41-8½	4/7/11	0.4	0.01	0.41
▶ TJ	44	Gabriela BAITER	SR	12.63m	41-5¼	4/28/11	0.15	0.00	0.15
▶ HT	18	Brynn SMITH	SR	60.21m	197-6	4/23/11	4	0.30	4.30
▶ HT	46	Lacey CRAKER	SO	57.28m	187-11	5/1/11	0.1	0.00	0.10
Team Total									4.96

108



Utah

Mountain West Conference

▲ 1

Event	Scrd As	Athlete	Yr	Scored Mark	Date	Pl. Pts.	Bonus	TOTAL	
Scored bests come from CURRENT season									
▶ 800m	31	Lucy YATES	JR	2:06.71	3/25/11	0.65	0.25	0.90	
▶ 800m	49	Amanda MERGAERT	SO	2:07.38	4/23/11	0.025	0.09	0.11	
▶ 1500m	26	Alyssa ABBOTT	SR	4:19.73	4/27/11	0.9	0.28	1.18	
▶ 1500m	42	Amanda MERGAERT	SO	4:21.06	4/27/11	0.2	0.12	0.32	
▶ 5000m	47	Alyssa ABBOTT	SR	16:17.86	4/14/11	0.075	0.04	0.11	
▶ HJ	25	Langley IVERSON	JR	1.78m	5-10	4/27/11	0.95	0.15	1.10
▶ HJ	40	Brianna LEROY	JR	1.75m	5-8¾	4/14/11	0.25	0.00	0.25
▶ HEPT	47	Brianna LEROY	JR	5,090	4/27/11	0.075	0.00	0.08	
Team Total								4.06	

109



Idaho State

Big Sky Conference

▼ 14

Event	Scrd As	Athlete	Yr	Scored Mark	Date	Pl. Pts.	Bonus	TOTAL
Scored bests come from CURRENT season								
► Steeple	19	Erica RICHARDSON	SR	10:16.91	4/14/11	3.5	0.43	3.93
Team Total								3.93

110



UMES

Mid-Eastern Athletic Conference

▲ 7

Event	Scrd As	Athlete	Yr	Scored Mark		Date	Pl. Pts.	Bonus	TOTAL
Scored bests come from CURRENT season									
► SP	19	Vanessa HENRY	JR	16.30m	53-5%	4/28/11	3.5	0.38	3.88
Team Total									3.88

111




Oregon State

Pacific-10 Conference

▲ 56

Event	Scrd As	Athlete	Yr	Scored Mark	Date	Pl. Pts.	Bonus	TOTAL
Scored bests come from CURRENT season								
▶ 1500m	20	Laura CARLYLE	JR	4:18.73	5/1/11	3	0.40	3.40
▶ 5000m	50	Laura CARLYLE	JR	16:19.00	3/25/11	0.01	0.00	0.01
Team Total								3.41

112



Idaho

Western Athletic Conference

▼ 2

Event	Scrd As	Athlete	Yr	Scored Mark	Date	Pl. Pts.	Bonus	TOTAL	
Scored bests come from CURRENT season									
▶ 800m	26	Lauren SCHAFFER	JR	2:06.53	4/16/11	0.9	0.29	1.19	
▶ H400	27	Liga VELVERE	SO	58.61	4/14/11	0.85	0.11	0.96	
▶ HT	25	Gabby MIDLES	JR	59.29m	194-6	4/2/11	0.95	0.09	1.04
Team Total								3.19	

113



Eastern Kentucky

Ohio Valley Conference

▲ 44

Event	Scrd As	Athlete	Yr	Scored Mark	Date	Pl. Pts.	Bonus	TOTAL
Scored bests come from CURRENT season								
▶ 800m	51	Picoty LEITICH	JR	2:07.45	4/22/11		0.07	0.07
▶ 5000m	21	Lydia KOSGEI	JR	16:07.14	4/28/11	2.5	0.38	2.88
Team Total								2.95

114



NC State

Atlantic Coast Conference

▼ 16

Event	Scrd As	Athlete	Yr	Scored Mark	Date	Pl. Pts.	Bonus	TOTAL
Scored bests come from CURRENT season								
▶ 10k	33	Andie COZZARELLI	SO	34:13.32	4/21/11	0.55	0.01	0.56
▶ Steeple	23	Erin MERCER	FR	10:18.86	4/21/11	1.5	0.33	1.83
▶ DISC	33	Brittany HAMPTON	JR	51.93m 170-4	4/16/11	0.55	0.00	0.55
Team Total								2.94

"Scrd As", short for "Scored As", Standing used for place points portion of performance's score combining preseason data (when applied) to current season data

Numbers in BLACK are both the performance's actual NCAA rank AND "scored as" rank Numbers in RED indicate actual NCAA rank does not exist or is worse than "scored as" rank Numbers in BLUE indicate actual NCAA rank is better than "scored as" rank

USTFCCCA Non-Member


Non-Member Schools Will NOT be ranked, beginning Week 2




2011 Outdoor Track & Field, Week #5

Only those who score >0.01 pts are shown
D denotes multiple-event rule in affect


WOMEN

115  **Northern Iowa** ▲ 1
Missouri Valley Conference


Event	Scrd As	Athlete	Yr	Scored Mark	Date	Pl. Pts.	Bonus	TOTAL
Scored bests come from CURRENT season								
800m	40	Holli HOSCH	SR	2:07.15	4/27/11	0.25	0.14	0.39
Scored bests come from PRE-SEASON DATA								
HEPT	22	Olimpia NOWAK	JR	5,415	6/12/10	2	0.34	2.34
Team Total								2.73

116  **Arkansas State** ▲ 2
Sun Belt Conference


Event	Scrd As	Athlete	Yr	Scored Mark	Date	Pl. Pts.	Bonus	TOTAL
Scored bests come from CURRENT season								
H100	40	Sharika NELVIS	FR	13.51	4/9/11	0.25	0.00	0.25
PV	23	Stephanie FOREMAN	JR	4.12m 13-6½	4/23/11	1.5	0.25	1.75
PV	36	Erica NAEGER	SR	4.05m 13-3½	4/30/11	0.4	0.00	0.40
Team Total								2.40

117  **Princeton** ▼ 5
Ivy League


Event	Scrd As	Athlete	Yr	Scored Mark	Date	Pl. Pts.	Bonus	TOTAL
Scored bests come from CURRENT season								
1500m	52	Greta FELDMAN	SO	4:22.08	4/22/11		0.00	0.00
5000m	37	Alex BANFICH	JR	16:14.75	4/14/11	0.35	0.13	0.48
5000m	38	Sarah CUMMINGS	SR	16:14.84	4/14/11	0.3	0.13	0.43
PV	39	Tory WORTHEN	SO	4.01m 13-1½	4/23/11	0.275	0.00	0.28
HT	28	Emma RUGGIERO	SR	59.21m 194-3	4/2/11	0.8	0.07	0.87
Team Total								2.07

118  **Notre Dame** ▼ 7
BIG EAST Conference


Event	Scrd As	Athlete	Yr	Scored Mark	Date	Pl. Pts.	Bonus	TOTAL
Scored bests come from CURRENT season								
800m	43	Rebecca TRACY	SO	2:07.21	4/16/11	0.175	0.13	0.30
1500m	33	Rebecca TRACY	SO	4:20.38	4/14/11	0.55	0.21	0.76
SP	36	Rudy ATANG	SR	15.69m 51-5½	3/25/11	0.4	0.00	0.40
Scored bests come from PRE-SEASON DATA								
HEPT	32	Maddie BUTTINGER	JR	5,278	4/30/10	0.6	0.00	0.60
Team Total								2.06

119  **Hawai'i** ▼ 6
Western Athletic Conference

Event	Scrd As	Athlete	Yr	Scored Mark	Date	Pl. Pts.	Bonus	TOTAL
Scored bests come from CURRENT season								
HJ	25	Samantha BALENTINE	SO	1.78m 5-10	4/16/11	0.95	0.15	1.10
HJ	34	Sarah SADDLETON	SO	1.76m 5-9½	3/25/11	0.5	0.00	0.50
TJ	36	Madara APINE	JR	12.71m 41-8½	4/7/11	0.4	0.01	0.41
Team Total								2.02

120  **Tennessee State** ▲ 1
Ohio Valley Conference

Event	Scrd As	Athlete	Yr	Scored Mark	Date	Pl. Pts.	Bonus	TOTAL
Scored bests come from CURRENT season								
U	23	Martinique GUICE	SR	6.25mw 20-6½	4/9/11	1.5	0.30	1.80
Team Total								1.80

121  **Northeastern** ▼ 1
Colonial Athletic Association

Event	Scrd As	Athlete	Yr	Scored Mark	Date	Pl. Pts.	Bonus	TOTAL
Scored bests come from CURRENT season								
PV	29	Jillena DECARTERET	SO	4.06m 13-3½	3/23/11	0.75	0.00	0.75
HT	26	Althea CHARLES	SR	59.28m 194-6	4/2/11	0.9	0.09	0.99
Team Total								1.74

"Scrd As", short for "Scored As", Standing used for place points portion of performance's score combining preseason data (when applied) to current season data

Numbers in BLACK are both the performance's actual NCAA rank AND "scored as" rank Numbers in RED indicate actual NCAA rank does not exist or is worse than "scored as" rank Numbers in BLUE indicate actual NCAA rank is better than "scored as" rank

USTFCCCA Non-Member

Non-Member Schools Will NOT be ranked, beginning Week 2



2011 Outdoor Track & Field, Week #5

Only those who score >0.01 pts are shown
D denotes multiple-event rule in affect

WOMEN

122



Texas Southern

Southwestern Athletic Conference

Event	Scrd As	Athlete	Yr	Scored Mark	Date	Pl. Pts.	Bonus	TOTAL
Scored bests come from CURRENT season								
100m	33	Francesca OKWARO	SR	11.43w	4/29/11	0.55	0.08	0.63
200m	28	Francesca OKWARO	SR	23.35w	4/29/11	0.8	0.23	1.03
Team Total								1.66

123



UAB

Conference USA

▼ 8

Event	Scrd As	Athlete	Yr	Scored Mark	Date	Pl. Pts.	Bonus	TOTAL
Scored bests come from CURRENT season								
5000m	35	Rhiannon JOHNS	JR	16:13.32	4/14/11	0.45	0.18	0.63
10k	35	Rhiannon JOHNS	JR	34:14.04	3/25/11	0.45	0.00	0.45
HJ	34	Nora MEHL	SR	1.76m 5-9½	4/22/11	0.5	0.00	0.50
Team Total								1.58

124



UC Davis

Big West Conference

▼ 1

Event	Scrd As	Athlete	Yr	Scored Mark	Date	Pl. Pts.	Bonus	TOTAL
Scored bests come from CURRENT season								
Steeple	42	Caitlin FITZGERALD	SR	10:26.16	5/1/11	0.2	0.00	0.20
SP	30	Chid ONYEWUENYI	SR	15.88m 52-1¼	4/23/11	0.7	0.00	0.70
HT	32	Chid ONYEWUENYI	SR	58.96m 193-5	3/12/11	0.6	0.02	0.62
Team Total								1.52

125



Charlotte

Atlantic 10 Conference

▼ 18

Event	Scrd As	Athlete	Yr	Scored Mark	Date	Pl. Pts.	Bonus	TOTAL
Scored bests come from CURRENT season								
Steeple	25	Keara THOMAS	SR	10:18.97	4/14/11	0.95	0.32	1.27
Team Total								1.27

126



Weber State

Big Sky Conference

▼ 7

Event	Scrd As	Athlete	Yr	Scored Mark	Date	Pl. Pts.	Bonus	TOTAL
Scored bests come from CURRENT season								
10k	26	Sarah CALLISTER	SO	33:59.82	4/14/11	0.9	0.27	1.17
Team Total								1.17

127



Montana State

Big Sky Conference

▼ 3

Event	Scrd As	Athlete	Yr	Scored Mark	Date	Pl. Pts.	Bonus	TOTAL
Scored bests come from CURRENT season								
HT	24	Amanda MURPHY	JR	59.47m 195-1	4/14/11	1	0.13	1.13
Team Total								1.13

128



Appalachian State

Southern Conference

▼ 6

Event	Scrd As	Athlete	Yr	Scored Mark	Date	Pl. Pts.	Bonus	TOTAL
Scored bests come from CURRENT season								
HJ	25	Rebecca HAZELTINE	SR	1.78m 5-10	4/17/11	0.95	0.15	1.10
Team Total								1.10

129



Texas State

Southland Conference

▲ 2

Event	Scrd As	Athlete	Yr	Scored Mark	Date	Pl. Pts.	Bonus	TOTAL
Scored bests come from CURRENT season								
HJ	31	Katherine EVANS	SR	1.77m 5-9½	4/30/11	0.65	0.00	0.65
HJ	40	Lisa BINGHAM	SO	1.75m 5-8½	4/23/11	0.25	0.00	0.25
PV	45	Elena HORN	JR	4.00m 13-1½	4/15/11	0.125	0.00	0.13
DISC	48	Jiovanna MARTINEZ	SR	50.11m 164-5	4/2/11	0.05	0.00	0.05
Team Total								1.07

"Scrd As", short for "Scored As", Standing used for place points portion of performance's score combining preseason data (when applied) to current season data

Numbers in BLACK are both the performance's actual NCAA rank AND "scored as" rank Numbers in RED indicate actual NCAA rank does not exist or is worse than "scored as" rank Numbers in BLUE indicate actual NCAA rank is better than "scored as" rank

USTFCCCA Non-Member


Non-Member Schools Will NOT be ranked, beginning Week 2




2011 Outdoor Track & Field, Week #5

Only those who score >0.01 pts are shown
D denotes multiple-event rule in affect


WOMEN

130  **Dayton** ▲ 4
Atlantic 10 Conference


Event	Scrd As	Athlete	Yr	Scored Mark	Date	Pl. Pts.	Bonus	TOTAL	
Scored bests come from CURRENT season									
PV	45	Courtney SIEBENALLER	JR	4.00m	13-1½	4/29/11	0.125	0.00	0.13
HT	27	Mallory BARNES	SR	59.27m	194-5	4/15/11	0.85	0.09	0.94
Team Total								1.06	

131  **Savannah State** ▼ 1
Independent (DI)


Event	Scrd As	Athlete	Yr	Scored Mark	Date	Pl. Pts.	Bonus	TOTAL	
Scored bests come from CURRENT season									
400m	28	Amara JONES	JR	53.64		4/23/11	0.8	0.25	1.05
Team Total								1.05	

132  **Wright State** ▲ 6
Horizon League


Event	Scrd As	Athlete	Yr	Scored Mark	Date	Pl. Pts.	Bonus	TOTAL	
Scored bests come from CURRENT season									
H100	27	Cassandra LLOYD	JR	13.31		4/28/11	0.85	0.19	1.04
Team Total								1.04	

133  **Portland**
West Coast Conference


Event	Scrd As	Athlete	Yr	Scored Mark	Date	Pl. Pts.	Bonus	TOTAL	
Scored bests come from CURRENT season									
800m	29	Cori MOORE	SR	2:06.61		5/1/11	0.75	0.27	1.02
Team Total								1.02	

134  **Cornell** ▼ 6
Ivy League


Event	Scrd As	Athlete	Yr	Scored Mark	Date	Pl. Pts.	Bonus	TOTAL	
Scored bests come from CURRENT season									
H400	32	Molly GLANTZ	JR	58.96		4/9/11	0.6	0.00	0.60
JAV	36	Victoria IMBESI	SO	46.80m	153-6	3/19/11	0.4	0.00	0.40
Team Total								1.00	

135  **Providence** ▲ 40
BIG EAST Conference


Event	Scrd As	Athlete	Yr	Scored Mark	Date	Pl. Pts.	Bonus	TOTAL	
Scored bests come from CURRENT season									
Steeple	28	Hannah DAVIDSON	JR	10:21.52		4/28/11	0.8	0.19	0.99
Team Total								0.99	

136  **Colorado State** ▼ 7
Mountain West Conference


Event	Scrd As	Athlete	Yr	Scored Mark	Date	Pl. Pts.	Bonus	TOTAL	
Scored bests come from CURRENT season									
DISC	27	Jessica SHARBONO	FR	52.51m	172-3	4/8/11	0.85	0.08	0.93
Team Total								0.93	

137  **Penn**
Ivy League

Event	Scrd As	Athlete	Yr	Scored Mark	Date	Pl. Pts.	Bonus	TOTAL	
Scored bests come from CURRENT season									
5000m	31	Leslie KOVACH	SO	16:11.59		4/28/11	0.65	0.24	0.89
Team Total								0.89	

138  **Rice** ▼ 6
Conference USA

Event	Scrd As	Athlete	Yr	Scored Mark	Date	Pl. Pts.	Bonus	TOTAL	
Scored bests come from CURRENT season									
PV	29	Ari INCE	SR	4.06m	13-3¾	4/15/11	0.75	0.00	0.75
TJ	48	Sarah AGARA	SR	12.59mw	41-3¾	4/6/11	0.05	0.00	0.05
JAV	47	Ari INCE	SR	45.62m	149-8	4/15/11	0.075	0.00	0.08
Team Total								0.88	

139  **VCU** ▼ 4
Colonial Athletic Association

Event	Scrd As	Athlete	Yr	Scored Mark	Date	Pl. Pts.	Bonus	TOTAL	
Scored bests come from CURRENT season									
100m	49	Dionna HAYES	SO	11.53w		4/22/11	0.025	0.00	0.03
200m	31	Quina FORTUNE	SR	23.38w		4/22/11	0.65	0.19	0.84
Team Total								0.86	

"Scrd As", short for "Scored As", Standing used for place points portion of performance's score combining preseason data (when applied) to current season data

Numbers in BLACK are both the performance's actual NCAA rank AND "scored as" rank Numbers in RED indicate actual NCAA rank does not exist or is worse than "scored as" rank Numbers in BLUE indicate actual NCAA rank is better than "scored as" rank

USTFCCCA Non-Member

Non-Member Schools Will NOT be ranked, beginning Week 2



2011 Outdoor Track & Field, Week #5

Only those who score >0.01 pts are shown
D denotes multiple-event rule in affect

WOMEN

140



Western Michigan

Mid-American Conference

▼14

Event	Scrd As	Athlete	Yr	Scored Mark	Date	Pl. Pts.	Bonus	TOTAL
Scored bests come from CURRENT season								
H400	37	Iris CAMPBELL	SO	59.19	4/27/11	0.35	0.00	0.35
DISC	34	Sarah MORRIS	SR	51.55m 169-1	3/31/11	0.5	0.00	0.50
Team Total								0.85

141



Fordham

Atlantic 10 Conference

▼27

Event	Scrd As	Athlete	Yr	Scored Mark	Date	Pl. Pts.	Bonus	TOTAL
Scored bests come from CURRENT season								
1500m	32	Kerri GALLAGHER	SR	4:20.25	4/22/11	0.6	0.22	0.82
Team Total								0.82

142



Ohio

Mid-American Conference

▼9

Event	Scrd As	Athlete	Yr	Scored Mark	Date	Pl. Pts.	Bonus	TOTAL
Scored bests come from CURRENT season								
10k	31	Annie BEECHAM	SR	34:08.23	3/25/11	0.65	0.11	0.76
Team Total								0.76

143



Sam Houston State

Southland Conference

▲53

Event	Scrd As	Athlete	Yr	Scored Mark	Date	Pl. Pts.	Bonus	TOTAL
Scored bests come from CURRENT season								
TJ	31	Ambra MCCUIN	JR	12.74mw 41-9%	4/30/11	0.65	0.07	0.72
Team Total								0.72

144



Bucknell

Patriot League

▼5

Event	Scrd As	Athlete	Yr	Scored Mark	Date	Pl. Pts.	Bonus	TOTAL
Scored bests come from CURRENT season								
JAV	30	Laura RYCEK	SR	47.20m 154-10	3/26/11	0.7	0.00	0.70
Team Total								0.70

145



Dartmouth

Ivy League

▼2

Event	Scrd As	Athlete	Yr	Scored Mark	Date	Pl. Pts.	Bonus	TOTAL
Scored bests come from CURRENT season								
H400	33	Alexandra TANNER	SR	59.03	4/23/11	0.55	0.00	0.55
Team Total								0.55

145



Harvard

Ivy League

▼4

Event	Scrd As	Athlete	Yr	Scored Mark	Date	Pl. Pts.	Bonus	TOTAL
Scored bests come from CURRENT season								
JAV	33	Hannah MAYER	FR	46.88m 153-9	3/16/11	0.55	0.00	0.55
Team Total								0.55

147



North Florida

Atlantic Sun Conference

▼11

Event	Scrd As	Athlete	Yr	Scored Mark	Date	Pl. Pts.	Bonus	TOTAL
Scored bests come from CURRENT season								
400m	37	Brianna FRAZIER	FR	53.78	4/15/11	0.35	0.16	0.51
Steeple	49	Ecatrina GHEORGHU	JR	10:30.38	4/1/11	0.025	0.00	0.03
Team Total								0.53

148



Maine

America East Conference

▼3

Event	Scrd As	Athlete	Yr	Scored Mark	Date	Pl. Pts.	Bonus	TOTAL
Scored bests come from CURRENT season								
H100	38	Jesse LABRECK	JR	13.46w	4/23/11	0.3	0.00	0.30
LJ	42	Jesse LABRECK	JR	6.14mw 20-1 1/2	4/23/11	0.2	0.00	0.20
Team Total								0.50

149



Fresno State

Western Athletic Conference

▼7

Event	Scrd As	Athlete	Yr	Scored Mark	Date	Pl. Pts.	Bonus	TOTAL
Scored bests come from CURRENT season								
HT	34	J'Quyra MONCUR-BLUE	SO	58.75m 192-9	4/14/11	0.5	0.00	0.50
Team Total								0.50

"Scrd As", short for "Scored As", Standing used for place points portion of performance's score combining preseason data (when applied) to current season data

Numbers in BLACK are both the performance's actual NCAA rank AND "scored as" rank Numbers in RED indicate actual NCAA rank does not exist or is worse than "scored as" rank Numbers in BLUE indicate actual NCAA rank is better than "scored as" rank

USTFCCCA Non-Member

Non-Member Schools Will NOT be ranked, beginning Week 2



2011 Outdoor Track & Field, Week #5

Only those who score >0.01 pts are shown
D denotes multiple-event rule in affect

WOMEN

150



Stephen F. Austin

Southland Conference

▼ 6

Event	Scrd As	Athlete	Yr	Scored Mark		Date	Pl. Pts.	Bonus	TOTAL
Scored bests come from CURRENT season									
▶ LI	48	Crystal WALKER	SO	6.10m	20-¾	3/25/11	0.05	0.00	0.05
▶ SP	35	Kaitlyn ANDREWS	SR	15.76m	51-8½	3/25/11	0.45	0.00	0.45
Team Total									0.50

151



Portland State

Big Sky Conference

unch

Event	Scrd As	Athlete	Yr	Scored Mark	Date	Pl. Pts.	Bonus	TOTAL
Scored bests come from CURRENT season								
HEPT	35	Joenisha VINSON	JR	5,227	4/13/11	0.45	0.00	0.45
Team Total								0.45

152



Coastal Carolina

Big South Conference

▲21

Event	Scrd As	Athlete	Yr	Scored Mark		Date	Pl. Pts.	Bonus	TOTAL
Scored bests come from CURRENT season									
▶ HJ	40	Kierra GABE	JR	1.75m	5-8"	4/28/11	0.25	0.00	0.25
▶ JAV	43	Deborah MATTERN	SR	46.03m	151-0	4/8/11	0.175	0.00	0.17
Team Total									0.42

153



Northern Arizona

Big Sky Conference

▲ 1

Event	Scrd As	Athlete	Yr	Scored Mark		Date	Pl. Pts.	Bonus	TOTAL
Scored bests come from CURRENT season									
► LJ	36	Amber ANDERSON	SR	6.19m	20-3¾	4/1/11	0.4	0.01	0.41
Team Total									0.41

154



Florida Atlantic

Sun Belt Conference

▲34

Event	Scrd As	Athlete	Yr	Scored Mark	Date	Pl. Pts.	Bonus	TOTAL
Scored bests come from CURRENT season								
H400	36	Danielle AROMASHODU	FR	59.15	4/28/11	0.4	0.00	0.40
Team Total								0.40

154



Rhode Island

Atlantic 10 Conference

▼ 5

Event	Scrd As	Athlete	Yr	Scored Mark	Date	Pl. Pts.	Bonus	TOTAL	
Scored bests come from CURRENT season									
▶ HT	36	Crystal BOURQUE	SR	58.47m	191-10	3/25/11	0.4	0.00	<div><div></div></div> 0.40
Team Total								0.40	

154



South Dakota

Great West Conference

▼ 8

Event	Scrd As	Athlete	Yr	Scored Mark	Date	Pl. Pts.	Bonus	TOTAL	
Scored bests come from CURRENT season									
► PV	36	Bethany BUELL	FR	4.05m	13-3¾	4/14/11	0.4	0.00	0.40
Team Total									0.40

157



Jacksonville State

Ohio Valley Conference

▼ 9

Event	Scrd As	Athlete	Yr	Scored Mark	Date	Pl. Pts.	Bonus	TOTAL
Scored bests come from CURRENT season								
100m	47	Laveeta OLIVER	SO	11.52	4/9/11	0.075	0.00	0.08
200m	46	Laveeta OLIVER	SO	23.60w	4/23/11	0.1	0.00	0.10
H400	41	Natasha STURKIE	JR	59.28	4/23/11	0.225	0.00	0.22
Team Total								0.40

158



South Dakota State

The Summit League

▲20

Event	Scrd As	Athlete	Yr	Scored Mark		Date	Pl. Pts.	Bonus	TOTAL
Scored bests come from CURRENT season									
▶ HJ	40	Mary WIRTH	FR	1.75m	5-8¾	4/27/11	0.25	0.00	0.25
▶ HT	47	Brooke GARNER	SO	57.27m	187-10	4/9/11	0.075	0.00	0.08
Team Total									0.33

159



Utah State

Western Athletic Conference

▼ 1

Event	Scrd As	Athlete	Yr	Scored Mark	Date	Pl. Pts.	Bonus	TOTAL
Scored bests come from CURRENT season								
HEPT	38	CHARI HAWKINS	FR	5,159	4/21/11	0.3	0.00	0.30
Team Total								0.30

"Scrd As", short for "Scored As", Standing used for place points portion of performance's score combining preseason data (when applied) to current season data

Numbers in BLACK are both the performance's actual NCAA rank AND "scored as" rank Numbers in RED indicate actual NCAA rank does not exist or is worse than "scored as" rank Numbers in BLUE indicate actual NCAA rank is better than "scored as" rank

USTFCCCA Non-Member


Non-Member Schools Will NOT be ranked, beginning Week 2




2011 Outdoor Track & Field, Week #5

Only those who score >0.01 pts are shown
D denotes multiple-event rule in affect


WOMEN

160  **Memphis** ▼ 5
Conference USA


Event	Scrd As	Athlete	Yr	Scored Mark	Date	Pl. Pts.	Bonus	TOTAL
Scored bests come from CURRENT season								
200m	40	LaShandra KERSHAW	SR	23.53w	4/23/11	0.25	0.00	0.25
SP	48	Marina VOJINOVIC	JR	15.41m 50-6%	3/25/11	0.05	0.00	0.05
Team Total								0.30

161  **Iona** ▼24
Metro Atlantic Athletic Conference


Event	Scrd As	Athlete	Yr	Scored Mark	Date	Pl. Pts.	Bonus	TOTAL
Scored bests come from CURRENT season								
1500m	43	Heidi GREGSON	JR	4:21.26	4/28/11	0.175	0.10	0.28
Team Total								0.28

162  **Navy** ▼15
Patriot League


Event	Scrd As	Athlete	Yr	Scored Mark	Date	Pl. Pts.	Bonus	TOTAL
Scored bests come from CURRENT season								
800m	44	Jess PALACIO	JR	2:07.22	4/22/11	0.15	0.13	0.28
Team Total								0.28

163  **UC Irvine** ▲33
Big West Conference


Event	Scrd As	Athlete	Yr	Scored Mark	Date	Pl. Pts.	Bonus	TOTAL
Scored bests come from CURRENT season								
SP	39	Alisha MISIATA	SR	15.64m 51-3%	4/30/11	0.275	0.00	0.28
Team Total								0.28

164  **Florida A&M** ▼11
Mid-Eastern Athletic Conference


Event	Scrd As	Athlete	Yr	Scored Mark	Date	Pl. Pts.	Bonus	TOTAL
Scored bests come from CURRENT season								
100m	49	Nakia LINSON	FR	11.53w	4/23/11	0.025	0.00	0.03
H400	40	LaToya WRIGHT	SR	59.24	4/23/11	0.25	0.00	0.25
Team Total								0.28

165  **Bowling Green** ▼ 7
Mid-American Conference


Event	Scrd As	Athlete	Yr	Scored Mark	Date	Pl. Pts.	Bonus	TOTAL
Scored bests come from CURRENT season								
HT	40	Jessie ROWLAND	SO	57.69m 189-3	4/15/11	0.25	0.00	0.25
Team Total								0.25

165  **Georgia State** ▼ 7
Colonial Athletic Association


Event	Scrd As	Athlete	Yr	Scored Mark	Date	Pl. Pts.	Bonus	TOTAL
Scored bests come from CURRENT season								
HJ	40	Shaquita YOUNG	SR	1.75m 5-8%	4/2/11	0.25	0.00	0.25
Team Total								0.25

165  **High Point** ▼ 7
Big South Conference

Event	Scrd As	Athlete	Yr	Scored Mark	Date	Pl. Pts.	Bonus	TOTAL
Scored bests come from CURRENT season								
HJ	40	Christina FENSKE	JR	1.75m 5-8%	4/21/11	0.25	0.00	0.25
Team Total								0.25

165  **Marshall** ▼ 7
Conference USA

Event	Scrd As	Athlete	Yr	Scored Mark	Date	Pl. Pts.	Bonus	TOTAL
Scored bests come from CURRENT season								
HJ	40	Vanessa JULES	SO	1.75m 5-8%	3/23/11	0.25	0.00	0.25
Team Total								0.25

165  **Nicholls State** ▼ 7
Southland Conference

Event	Scrd As	Athlete	Yr	Scored Mark	Date	Pl. Pts.	Bonus	TOTAL
Scored bests come from CURRENT season								
HJ	40	Chelsea DOCKREY	SR	1.75m 5-8%	3/18/11	0.25	0.00	0.25
Team Total								0.25

"Scrd As", short for "Scored As", Standing used for place points portion of performance's score combining preseason data (when applied) to current season data

Numbers in BLACK are both the performance's actual NCAA rank AND "scored as" rank Numbers in RED indicate actual NCAA rank does not exist or is worse than "scored as" rank Numbers in BLUE indicate actual NCAA rank is better than "scored as" rank

USTFCCCA Non-Member


Non-Member Schools Will NOT be ranked, beginning Week 2




2011 Outdoor Track & Field, Week #5

Only those who score >0.01 pts are shown
D denotes multiple-event rule in affect


WOMEN

165  **Radford** ▼ 7
Big South Conference


Event	Scrd As	Athlete	Yr	Scored Mark	Date	Pl. Pts.	Bonus	TOTAL	
Scored bests come from CURRENT season									
HJ	40	Nikki ROSEBERRY	SR	1.75m	5-8%	3/11/11	0.25	0.00	0.25
Team Total								0.25	

165  **UT Arlington** ▼ 7
Southland Conference


Event	Scrd As	Athlete	Yr	Scored Mark	Date	Pl. Pts.	Bonus	TOTAL	
Scored bests come from CURRENT season									
HJ	40	Marniqua THOMPSON	FR	1.75m	5-8%	4/23/11	0.25	0.00	0.25
Team Total								0.25	

172  **Missouri State** ▼21
Missouri Valley Conference


Event	Scrd As	Athlete	Yr	Scored Mark	Date	Pl. Pts.	Bonus	TOTAL	
Scored bests come from CURRENT season									
TJ	41	Kimsue GRANT	SO	12.65m	41-6	4/8/11	0.225	0.00	0.22
Team Total								0.22	

173  **Eastern Illinois**
Ohio Valley Conference


Event	Scrd As	Athlete	Yr	Scored Mark	Date	Pl. Pts.	Bonus	TOTAL
Scored bests come from CURRENT season								
800m	46	Megan GINGERICH	JR	2:07.32	4/27/11	0.1	0.10	0.20
Team Total								0.20

174  **Ball State** ▼ 1
Mid-American Conference


Event	Scrd As	Athlete	Yr	Scored Mark	Date	Pl. Pts.	Bonus	TOTAL
Scored bests come from PRE-SEASON DATA								
HEPT	42	Thekla LORENZ	SR	5,125	5/13/10	0.2	0.00	0.20
Team Total								0.20

175  **Elon** ▼20
Southern Conference


Event	Scrd As	Athlete	Yr	Scored Mark	Date	Pl. Pts.	Bonus	TOTAL	
Scored bests come from CURRENT season									
TJ	43	Veronica DAY	SR	12.64mw	41-5%	4/22/11	0.175	0.00	0.17
Team Total								0.17	

175  **Missouri** ▼ 3
Big 12 Conference


Event	Scrd As	Athlete	Yr	Scored Mark	Date	Pl. Pts.	Bonus	TOTAL	
Scored bests come from CURRENT season									
H400	43	Leslie FARMER	JR	59.44		4/23/11	0.175	0.00	0.17
Team Total								0.17	

177  **Air Force** ▼ 2
Mountain West Conference

Event	Scrd As	Athlete	Yr	Scored Mark	Date	Pl. Pts.	Bonus	TOTAL	
Scored bests come from CURRENT season									
DISC	44	Paige BLACKBURN	JR	50.30m	165-0	4/14/11	0.15	0.00	0.15
Team Total								0.15	

177  **Southern Utah** ▲ 1
The Summit League

Event	Scrd As	Athlete	Yr	Scored Mark	Date	Pl. Pts.	Bonus	TOTAL	
Scored bests come from CURRENT season									
HEPT	44	Shaye MAURER	SO	5,111		4/13/11	0.15	0.00	0.15
Team Total								0.15	

179  **George Mason** ▲12
Colonial Athletic Association

Event	Scrd As	Athlete	Yr	Scored Mark	Date	Pl. Pts.	Bonus	TOTAL	
Scored bests come from CURRENT season									
PV	45	Mandissa MARSHALL	SO	4.00m	13-1½	4/28/11	0.125	0.00	0.13
Team Total								0.13	

"Scrd As", short for "Scored As", Standing used for place points portion of performance's score combining preseason data (when applied) to current season data

Numbers in BLACK are both the performer's actual NCAA rank AND "scored as" rank Numbers in RED indicate actual NCAA rank does not exist or is worse than "scored as" rank Numbers in BLUE indicate actual NCAA rank is better than "scored as" rank

USTFCCCA Non-Member


Non-Member Schools Will NOT be ranked, beginning Week 2




2011 Outdoor Track & Field, Week #5

Only those who score >0.01 pts are shown
D denotes multiple-event rule in affect


WOMEN

179  **Manhattan** ▲17
Metro Atlantic Athletic Conference


Event	Scrd As	Athlete	Yr	Scored Mark	Date	Pl. Pts.	Bonus	TOTAL	
Scored bests come from CURRENT season									
LI	45	Malin OLSSON	FR	6.12m	20-1	4/28/11	0.125	0.00	0.13
Team Total								0.13	

179  **Milwaukee** ▼8
Horizon League


Event	Scrd As	Athlete	Yr	Scored Mark	Date	Pl. Pts.	Bonus	TOTAL	
Scored bests come from CURRENT season									
PV	45	Erin HAVENER	SR	4.00m	13-1½	4/8/11	0.125	0.00	0.13
Team Total								0.13	

179  **Robert Morris** ▼1
Northeast Conference


Event	Scrd As	Athlete	Yr	Scored Mark	Date	Pl. Pts.	Bonus	TOTAL	
Scored bests come from CURRENT season									
JAV	45	Rachel KOTULA	FR	45.77m	150-2	3/18/11	0.125	0.00	0.13
Team Total								0.13	

179  **Saint Louis** ▼21
Atlantic 10 Conference


Event	Scrd As	Athlete	Yr	Scored Mark	Date	Pl. Pts.	Bonus	TOTAL	
Scored bests come from CURRENT season									
TJ	45	Brittney CLOUDY	JR	12.61mw	41-4½	4/9/11	0.125	0.00	0.13
Team Total								0.13	

179  **South Alabama** ▼4
Sun Belt Conference


Event	Scrd As	Athlete	Yr	Scored Mark	Date	Pl. Pts.	Bonus	TOTAL	
Scored bests come from CURRENT season									
HT	45	Latifah JOHNSON	JR	57.36m	188-2	4/15/11	0.125	0.00	0.13
Team Total								0.13	

185  **Liberty** ▼17
Big South Conference


Event	Scrd As	Athlete	Yr	Scored Mark	Date	Pl. Pts.	Bonus	TOTAL	
Scored bests come from CURRENT season									
TJ	46	Mia AGHAJI	JR	12.60m	41-4½	4/21/11	0.1	0.00	0.10
Team Total								0.10	

185  **Pittsburgh** ▼1
BIG EAST Conference


Event	Scrd As	Athlete	Yr	Scored Mark	Date	Pl. Pts.	Bonus	TOTAL	
Scored bests come from CURRENT season									
200m	46	Cambrya JONES	JR	23.60		4/9/11	0.1	0.00	0.10
Team Total								0.10	

185  **Texas A&M-Corpus Chr** ▼17
Southland Conference

Event	Scrd As	Athlete	Yr	Scored Mark	Date	Pl. Pts.	Bonus	TOTAL	
Scored bests come from CURRENT season									
TJ	46	Ernestine CRAY	FR	12.60m	41-4½	4/15/11	0.1	0.00	0.10
Team Total								0.10	

188  **Butler** ▼48
Horizon League

Event	Scrd As	Athlete	Yr	Scored Mark	Date	Pl. Pts.	Bonus	TOTAL	
Scored bests come from CURRENT season									
1500m	49	Kirsty LEGG	SO	4:21.69		4/14/11	0.025	0.05	0.08
Team Total								0.08	

189  **Western Carolina** ▼7
Southern Conference

Event	Scrd As	Athlete	Yr	Scored Mark	Date	Pl. Pts.	Bonus	TOTAL	
Scored bests come from CURRENT season									
400m	48	Felisha GARREN	JR	53.99		4/22/11	0.05	0.03	0.08
Team Total								0.08	

"Scrd As", short for "Scored As", Standing used for place points portion of performance's score combining preseason data (when applied) to current season data

Numbers in BLACK are both the performance's actual NCAA rank AND "scored as" rank Numbers in RED indicate actual NCAA rank does not exist or is worse than "scored as" rank Numbers in BLUE indicate actual NCAA rank is better than "scored as" rank

USTFCCCA Non-Member

Non-Member Schools Will NOT be ranked, beginning Week 2



2011 Outdoor Track & Field, Week #5

Only those who score >0.01 pts are shown
 D denotes multiple-event rule in affect

WOMEN

190



Eastern Washington

▼40

Big Sky Conference

Event	Scrd As	Athlete	Yr	Scored Mark	Date	Pl. Pts.	Bonus	TOTAL
-------	---------	---------	----	-------------	------	----------	-------	-------

Scored bests come from CURRENT season

► SP	47	Erica CHANEY	SR	15.42m	50-7½	4/14/11	0.075	0.00	0.08
------	----	--------------	----	--------	-------	---------	-------	------	------

Team Total 0.08

190



Norfolk State

▼ 6

Mid-Eastern Athletic Conference

Event	Scrd As	Athlete	Yr	Scored Mark	Date	Pl. Pts.	Bonus	TOTAL
-------	---------	---------	----	-------------	------	----------	-------	-------

Scored bests come from CURRENT season

► LJ	47	Champagne BELL	FR	6.11mw	20-½	3/18/11	0.075	0.00	0.08
------	----	----------------	----	--------	------	---------	-------	------	------

Team Total 0.08

192



N.C. Central

▼ 3

Mid-Eastern Athletic Conference

Event	Scrd As	Athlete	Yr	Scored Mark	Date	Pl. Pts.	Bonus	TOTAL
-------	---------	---------	----	-------------	------	----------	-------	-------

Scored bests come from CURRENT season

► 100m	49	Ashley MCCOY	SO	11.53		4/15/11	0.025	0.00	0.03
--------	----	--------------	----	-------	--	---------	-------	------	------

Team Total 0.03

"Scrd As", short for "Scored As", Standing used for place points portion of performance's score combining preseason data (when applied) to current season data

Numbers in BLACK are both the performance's actual NCAA rank AND "scored as" rank Numbers in RED indicate actual NCAA rank does not exist or is worse than "scored as" rank Numbers in BLUE indicate actual NCAA rank is better than "scored as" rank

USTFCCCA Non-Member

Non-Member Schools Will NOT be ranked, beginning Week 2