



2012 Indoor Track & Field, Preseason

Only those who score >0.01 pts are shown
D denotes multiple-event rule in affect

MEN

1



Florida

Southeastern Conference

unch

Event	Scrd As	Athlete	Yr	Scored Mark		Date	Pl. Pts.	Bonus	TOTAL
Scored bests come from PRE-SEASON DATA									
▶ 60m	1	Jeff DEMPS	JR	6.53		3/12/11	20	2.26	22.26
▶ 200m	2	Tony MCQUAY	JR	20.61		2/25/11	D 18	1.76	3.76
▶ 200m	15	Leonardo SEYMORE	JR	21.01		2/4/11	1.5	0.37	1.87
▶ 400m	1	Tony MCQUAY	JR	45.21		2/25/11	20	3.13	23.13
▶ H60m	6	Eddie LOVETT	SO	7.73		2/25/11	10	0.96	10.96
▶ H60m	33	William WYNNE	JR	7.92		1/28/11	0.02	0.00	0.02
▶ 4x400	4			3:05.51		2/25/11	14	2.02	16.02
▶ HJ	7	Dwight BARBIASZ	SR	2.22m	7-3¼	2/4/11	9	0.91	9.91
▶ TJ	1	Omar CRADDOCK	JR	16.57m	54-4½	2/25/11	20	3.05	23.05
▶ SP	4	Kemal MESIC	SR	19.53m	64-1	2/25/11	14	1.68	15.68
▶ WT	15	David TRIASSI	JR	20.33m	66-8½	3/5/11	1.5	0.44	1.94
▶ WT	18	Jeremy POSTIN	JR	20.00m	65-7½	2/4/11	0.9	0.16	1.06
▶ HEPT	2	Gray HORN	SR	5,890		3/12/11	18	2.88	20.88
Team Total							150.54		

2



Arkansas

Southeastern Conference

▲20

Event	Scrd As	Athlete	Yr	Scored Mark	Date	Pl. Pts.	Bonus	TOTAL	
Scored bests come from CURRENT season									
▶ H60m	28	Caleb CROSS	JR	7.87	1/6/12	0.1	0.00	0.10	
▶ HJ	25	Noah KITTELSON	SO	2.15m	7-½	1/6/12	0.2	0.00	0.20
▶ PV	12	Andrew IRWIN	FR	5.30m	17-4½	1/6/12	4	0.42	4.42
Scored bests come from PRE-SEASON DATA									
▶ 200m	5	Marek NIIT	JR	20.70	2/25/11	D 12	1.38	3.38	
▶ 400m	3	Marek NIIT	JR	45.99	2/25/11	16	1.52	17.52	
▶ 400m	4	Neil BRADDY	SO	46.03	2/25/11	14	1.44	15.44	
▶ 400m	5	Ben SKIDMORE	SR	46.04	2/25/11	12	1.42	13.42	
▶ 800m	13	Chuol DEY	JR	1:48.08	2/11/11	3	0.83	3.83	
▶ 800m	17	Duncan PHILLIPS	SR	1:48.47	2/4/11	1	0.50	1.50	
▶ Mile	13	Duncan PHILLIPS	SR	3:58.82	2/11/11	3	0.70	3.70	
▶ Mile	30	Scott GILLESPIE	JR	4:01.33	3/4/11	0.05	0.09	0.14	
▶ 3000m	25	Eric FERNANDEZ	JR	7:59.30	1/28/11	0.2	0.04	0.24	
▶ 3000m	34	Solomon HAILE	JR	8:01.86	3/4/11	0.015	0.00	0.01	
▶ 5000m	21	Eric FERNANDEZ	JR	13:53.48	2/11/11	0.6	0.26	0.86	
▶ 4x400	2			3:05.13	2/25/11	18	2.26	20.26	
▶ DMR	8			9:30.85	1/28/11	6	1.35	7.35	
▶ HJ	20	Raymond HIGGS	SO	2.16m	7-1	3/4/11	0.7	0.02	0.72
▶ LJ	2	Tarik BATCHELOR	SR	8.07m	26-5½	2/25/11	18	2.79	20.79
▶ LJ	11	Raymond HIGGS	SO	7.77m	25-6	2/11/11	5	0.79	5.79
▶ TJ	2	Tarik BATCHELOR	SR	16.52m	54-2½	1/7/11	18	2.84	20.84
▶ HEPT	9	Kevin LAZAS	SO	5,674	2/25/11	7	0.91	7.91	
▶ HEPT	18	Terry PRENTICE	SR	5,484	1/28/11	0.9	0.09	0.99	
Team Total								149.43	

"Scrd As", short for "Scored As", Standing used for place points portion of performance's score combining preseason data (when applied) to current season data

Numbers in BLACK are both the performance's actual NCAA rank AND "scored as" rank Numbers in RED indicate actual NCAA rank does not exist or is worse than "scored as" rank Numbers in BLUE indicate actual NCAA rank is better than "scored as" rank

USTFCCCA Non-Member

Non-Member Schools Will NOT be ranked, beginning Week 2



2012 Indoor Track & Field, Preseason

Only those who score >0.01 pts are shown
D denotes multiple-event rule in affect

MEN

3



LSU

Southeastern Conference

▲ 1

Event	Scrd As	Athlete	Yr	Scored Mark	Date	Pl. Pts.	Bonus	TOTAL
Scored bests come from PRE-SEASON DATA								
▶ 60m	20	Keyth TALLEY	SR	6.68	3/4/11	0.7	0.24	0.94
▶ 200m	20	Riker HYLTON	SR	21.08	1/28/11	0.7	0.27	0.97
▶ 400m	6	Caleb WILLIAMS	JR	46.08	2/25/11	10	1.34	11.34
▶ 400m	10	Riker HYLTON	SR	46.30	2/25/11	6	0.90	6.90
▶ 400m	15	Robert SIMMONS	SR	46.54	2/25/11	1.5	0.48	1.98
▶ H60m	2	Barrett NUGENT	SR	7.61	3/12/11	18	2.54	20.54
▶ 4x400	5			3:05.61	2/25/11	12	1.96	13.96
▶ PV	6	Marcus MCGEHEE	SR	5.37m 17-7½	2/25/11	10	1.14	11.14
▶ PV	28	Thomas REINECKE	JR	5.18m 17-0	3/4/11	0.1	0.00	0.10
▶ PV	30	Joseph CARAWAY	JR	5.17m 16-11½	2/25/11	0.05	0.00	0.05
▶ LJ	3	Damar FORBES	JR	8.00m 26-3	2/25/11	16	2.23	18.23
▶ LJ	9	Kyron BLAISE	SR	7.78m 25-6½	3/4/11	7	0.85	7.85
▶ TJ	4	Kyron BLAISE	SR	16.36m 53-8½	2/25/11	14	2.13	16.13
▶ TJ	12	Damar FORBES	JR	15.80m 51-10	1/28/11	4	0.41	4.41
▶ WT	4	Michael LAURO	SR	21.51m 70-7	2/25/11	14	2.33	16.33
Team Total								130.87

4



Ohio State

Big Ten Conference

Event	Scrd As	Athlete	Yr	Scored Mark	Date	Pl. Pts.	Bonus	TOTAL
Scored bests come from CURRENT season								
▶ H60m	26	Demoye BOGLE	SO	7.86	1/6/12	0.15	0.04	0.19
▶ PV	12	Heath NICKLES	JR	5.30m 17-4½	12/9/11	4	0.42	4.42
▶ LJ	33	Michael MCCARTY	SR	7.47m 24-6½	1/6/12	0.02	0.00	0.02
▶ HEPT	10	Heath NICKLES	JR	5,602	12/9/11	6	0.51	6.51
Scored bests come from PRE-SEASON DATA								
▶ 200m	17	Thomas MURDAUGH	SR	21.07	2/26/11	1	0.29	1.29
▶ 400m	7	Thomas MURDAUGH	SR	46.21	2/26/11	9	1.08	10.08
▶ Mile	5	Cory LESLIE	SR	3:57.97	1/28/11	12	1.04	13.04
▶ LJ	5	Mike HARTFIELD	JR	7.85m 25-9½	2/26/11	12	1.22	13.22
▶ LJ	28	Korbin SMITH	JR	7.51m 24-7½	2/26/11	0.1	0.00	0.10
▶ TJ	12	Mike HARTFIELD	JR	15.80m 51-10	2/11/11	4	0.41	4.41
▶ SP	3	Matt DECHANT	SR	19.82m 65-½	1/28/11	16	2.24	18.24
▶ SP	27	Tyler BRANCH	SR	17.87m 58-7½	1/28/11	0.125	0.00	0.13
▶ WT	7	Max MAYS	SR	20.88m 68-6	1/28/11	9	1.13	10.13
▶ WT	12	Matt DECHANT	SR	20.51m 67-3½	2/19/11	4	0.59	4.59
▶ WT	31	Bill GEHRING	JR	19.19m 62-11½	2/19/11	0.04	0.00	0.04
Team Total								86.42

5



Nebraska

Big Ten Conference

▲ 15

Event	Scrd As	Athlete	Yr	Scored Mark	Date	Pl. Pts.	Bonus	TOTAL
Scored bests come from PRE-SEASON DATA								
▶ 800m	25	Tommy BRINN	JR	1:49.20	2/12/11	0.2	0.11	0.31
▶ H60m	33	Miles UKAOMA	SO	7.92	2/18/11	0.02	0.00	0.02
▶ PV	2	Nate POLACEK	SR	5.45m 17-10½	3/12/11	18	2.36	20.36
▶ LJ	6	Chris PHIPPS	SR	7.83m 25-8½	2/4/11	10	1.12	11.12
▶ LJ	16	Bobby CARTER	JR	7.64m 25-½	1/28/11	1.25	0.29	1.54
▶ LJ	18	Seth WIEDEL	SO	7.60m 24-11½	2/12/11	0.9	0.18	1.08
▶ TJ	9	Chris PHIPPS	SR	15.97m 52-4½	2/25/11	7	0.89	7.89
▶ SP	2	Luke PINKELMAN	SR	20.07m 65-10½	2/25/11	18	2.78	20.78
▶ SP	14	Tyler HITCHLER	SR	18.42m 60-5½	2/18/11	2	0.29	2.29
▶ SP	21	Chad WRIGHT	SO	18.04m 59-2½	2/12/11	0.6	0.00	0.60
▶ HEPT	4	Bjorn BARREFORS	SR	5,816	2/25/11	14	2.10	16.10
Team Total								82.08

"Scrd As", short for "Scored As", Standing used for place points portion of performance's score combining preseason data (when applied) to current season data

Numbers in BLACK are both the performance's actual NCAA rank AND "scored as" rank Numbers in RED indicate actual NCAA rank does not exist or is worse than "scored as" rank Numbers in BLUE indicate actual NCAA rank is better than "scored as" rank

USTFCCCA Non-Member

Non-Member Schools Will NOT be ranked, beginning Week 2



2012 Indoor Track & Field, Preseason

Only those who score >0.01 pts are shown
D denotes multiple-event rule in affect

MEN

6



Florida State

Atlantic Coast Conference

▼ 1

Event	Scrd As	Athlete	Yr	Scored Mark	Date	Pl. Pts.	Bonus	TOTAL	
Scored bests come from PRE-SEASON DATA									
▶ 60m	2	Maurice MITCHELL	SR	6.55	3/12/11	18	1.94	19.94	
▶ 60m	7	Horatio WILLIAMS	JR	6.61	1/15/11	9	0.99	9.99	
▶ 60m	12	Kemar HYMAN	SR	6.65	2/24/11	4	0.54	4.54	
▶ 200m	1	Maurice MITCHELL	SR	20.41	3/12/11	20	2.61	22.61	
▶ 200m	4	Horatio WILLIAMS	JR	20.68	3/12/11	14	1.47	15.47	
▶ 3000m	28	David FORRESTER	JR	8:00.06	2/11/11	0.1	0.00	0.10	
▶ 5000m	25	Michael FOUT	JR	13:56.52	2/11/11	0.2	0.14	0.34	
▶ 4x400	8			3:07.26	3/5/11	6	0.93	6.93	
▶ TJ	25	Phillip YOUNG	SO	15.52m	50-11	2/11/11	0.2	0.00	0.20
▶ SP	16	Michael PUTMAN	SR	18.23m	59-9½	3/5/11	1.25	0.14	1.39
Team Total								81.50	

7



Stanford

Pacific-12 Conference

▲ 1

Event	Scrd As	Athlete	Yr	Scored Mark	Date	Pl. Pts.	Bonus	TOTAL
Scored bests come from PRE-SEASON DATA								
▶ 200m	40	Amaechi MORTON	SR	21.27	2/11/11		0.02	0.02
▶ 400m	9	Amaechi MORTON	SR	46.23	1/28/11	7	1.04	8.04
▶ 800m	22	Dylan FERRIS	SR	1:49.11	1/28/11	0.5	0.14	0.64
▶ Mile	23	Elliott HEATH	SR	4:00.52	2/25/11	0.4	0.24	0.64
▶ Mile	27	Andrew BERBERICK	JR	4:00.78	2/11/11	0.125	0.17	0.30
▶ 3000m	5	Elliott HEATH	SR	7:52.27	1/28/11	12	1.21	13.21
▶ 5000m	4	Elliott HEATH	SR	13:34.54	3/12/11	14	1.48	15.48
▶ 5000m	7	Chris DERRICK	JR	13:36.87	3/12/11	9	1.22	10.22
▶ 5000m	13	Miles UNTERREINER	SR	13:48.13	2/25/11	3	0.46	3.46
▶ 5000m	20	Jacob RILEY	SR	13:52.87	1/29/10	0.7	0.28	0.98
▶ 5000m	29	Erik OLSON	SO	13:59.87	2/25/11	0.075	0.02	0.09
▶ DMR	4			9:29.22	1/28/11	14	1.72	15.72
▶ HJ	9	Jules SHARPE	JR	2.21m	7-3 2/11/11	7	0.70	7.70
▶ PV	33	Corey DYSICK	SR	5.16m	16-11 2/11/11	0.02	0.00	0.02
Team Total								76.51

8



Indiana

Big Ten Conference

▼ 2

Event	Scrd As	Athlete	Yr	Scored Mark	Date	Pl. Pts.	Bonus	TOTAL
Scored bests come from CURRENT season								
▶ 5000m	32	Andrew BAYER	JR	14:02.29	12/9/11	0.03	0.00	0.03
Scored bests come from PRE-SEASON DATA								
▶ 60m	19	Kind BUTLER	SR	6.67	2/26/11	0.8	0.33	1.13
▶ 200m	9	Kind BUTLER	SR	20.93	2/4/11	7	0.59	7.59
▶ Mile	4	Andrew BAYER	JR	3:57.75	1/28/11	D 14	1.13	3.13
▶ Mile	22	Ben HUBERS	SR	4:00.47	1/28/11	0.5	0.25	0.75
▶ Mile	33	De'Sean TURNER	SR	4:02.68	1/29/10	0.02	0.00	0.02
▶ 3000m	1	Andrew BAYER	JR	7:48.35	1/21/11	20	2.06	22.06
▶ 3000m	10	Andrew POORE	SR	7:53.81	2/11/11	6	0.88	6.88
▶ 3000m	15	Ben HUBERS	SR	7:54.37	2/11/11	1.5	0.76	2.26
▶ 5000m	8	Andrew POORE	SR	13:37.03	3/12/11	8	1.20	9.20
▶ 5000m	9	Ben HUBERS	SR	13:40.73	3/12/11	7	0.91	7.91
▶ 5000m	27	Zachary MAYHEW	JR	13:58.40	1/28/11	0.125	0.07	0.20
▶ DMR	5			9:29.65	3/12/11	12	1.62	13.62
▶ HJ	33	Darius KING	SO	2.14m	7-¾ 2/26/11	0.02	0.00	0.02
Team Total								74.80

9



Arizona

Pacific-12 Conference

▲ 4

Event	Scrd As	Athlete	Yr	Scored Mark	Date	Pl. Pts.	Bonus	TOTAL	
Scored bests come from PRE-SEASON DATA									
▶ 200m	26	Chris MCSWAIN	SR	21.13	2/12/11	0.15	0.20	0.35	
▶ 800m	16	James EICHBERGER	JR	1:48.43	1/28/11	1.25	0.53	1.78	
▶ Mile	15	Lawi LALANG	SO	3:59.13	2/11/11	1.5	0.61	2.11	
▶ 3000m	14	Lawi LALANG	SO	7:54.32	2/25/11	2	0.78	2.78	
▶ 3000m	18	Stephen SAMBU	SR	7:55.62	1/28/11	0.9	0.50	1.40	
▶ 5000m	2	Stephen SAMBU	SR	13:28.48	3/12/11	18	2.19	20.19	
▶ DMR	2			9:28.87	2/25/11	18	1.80	19.80	
▶ HJ	3	Nick ROSS	JR	2.25m	7-4½	1/15/11	16	1.80	17.80
▶ HJ	9	Edgar RIVERA-MORALES	JR	2.21m	7-3	1/28/11	7	0.70	7.70
▶ TJ	34	Nick ROSS	JR	15.37m	50-5½	1/21/11	0.015	0.00	0.01
▶ SP	19	Bozidar ANTUNOVIC	SO	18.15m	59-6½	1/28/11	0.8	0.08	0.88
Team Total								74.79	

"Scrd As", short for "Scored As", Standing used for place points portion of performance's score combining preseason data (when applied) to current season data

Numbers in BLACK are both the performance's actual NCAA rank AND "scored as" rank Numbers in RED indicate actual NCAA rank does not exist or is worse than "scored as" rank Numbers in BLUE indicate actual NCAA rank is better than "scored as" rank

USTFCCCA Non-Member

Non-Member Schools Will NOT be ranked, beginning Week 2



2012 Indoor Track & Field, Preseason

Only those who score >0.01 pts are shown
D denotes multiple-event rule in affect

MEN

10



Texas

Big 12 Conference

unch

Event	Scrd As	Athlete	Yr	Scored Mark	Date	Pl. Pts.	Bonus	TOTAL
Scored bests come from PRE-SEASON DATA								
▶ 60m	32	Marquise GOODWIN	JR	6.73	2/25/11	0.03	0.00	0.03
▶ 200m	36	Trevante RHODES	SR	21.22	2/11/11		0.08	0.08
▶ Mile	28	Patrick MCGREGOR	JR	4:00.85	2/11/11	0.1	0.16	0.26
▶ H60m	3	Keiron STEWART	JR	7.66	2/25/11	16	1.87	17.87
▶ DMR	14			9:34.62	3/4/11	0.8	0.52	1.32
▶ LJ	1	Marquise GOODWIN	JR	8.14m	26-8½	20	3.34	23.34
▶ LJ	29	Mark JACKSON	SO	7.50m	24-7½	0.075	0.00	0.08
▶ TJ	8	Mark JACKSON	SO	15.98m	52-5½	8	0.92	8.92
▶ SP	7	Hayden BAILLIO	JR	19.32m	63-4½	9	1.37	10.37
▶ SP	8	Jacob THORMAEHLEN	SR	18.93m	62-1½	8	0.80	8.80
▶ HEPT	17	Isaac MURPHY	SR	5,515	1/28/11	1	0.20	1.20
Team Total								72.28

11



Kansas State

Big 12 Conference

▲ 7

Event	Scrd As	Athlete	Yr	Scored Mark	Date	Pl. Pts.	Bonus	TOTAL
Scored bests come from PRE-SEASON DATA								
▶ 60m	12	Martynas JURGILAS	SR	6.65	2/4/11	4	0.54	4.54
▶ H60m	5	Jeffrey JULMIS	SR	7.72	3/12/11	12	1.09	13.09
▶ H60m	9	Mantas SILKAUSKAS	SR	7.74	2/11/11	7	0.84	7.84
▶ HJ	1	Erik KYNARD	JR	2.33m	7-7½	20	4.38	24.38
▶ LJ	15	Mantas SILKAUSKAS	SR	7.65m	25-1½	1.5	0.31	1.81
▶ HEPT	3	Mantas SILKAUSKAS	SR	5,822	3/12/11	16	2.16	18.16
Team Total								69.82

12



Texas A&M

Big 12 Conference

▼ 10

Event	Scrd As	Athlete	Yr	Scored Mark	Date	Pl. Pts.	Bonus	TOTAL
Scored bests come from PRE-SEASON DATA								
▶ 60m	7	Prezel HARDY, JR.	SO	6.61	1/28/11	9	0.99	9.99
▶ 60m	24	Michael BRYAN	SO	6.70	1/28/11	0.3	0.14	0.44
▶ 200m	32	Prezel HARDY, JR.	SO	21.18	2/12/11	0.03	0.14	0.17
▶ 400m	28	Joey ROBERTS	SR	47.19	1/15/11	0.1	0.00	0.10
▶ 800m	3	Michael PREBLE	SR	1:47.27	3/5/11	16	1.58	17.58
▶ 800m	6	Joey ROBERTS	SR	1:47.54	3/5/11	10	1.33	11.33
▶ H60m	10	Wayne DAVIS II	JR	7.75	2/25/11	6	0.75	6.75
▶ 4x400	1			3:04.24	3/12/11	20	2.83	22.83
Team Total								69.17

13



Wisconsin

Big Ten Conference

▲ 37

Event	Scrd As	Athlete	Yr	Scored Mark	Date	Pl. Pts.	Bonus	TOTAL
Scored bests come from PRE-SEASON DATA								
▶ 200m	16	Kyle JEFFERSON	SR	21.06	2/26/11	1.25	0.30	1.55
▶ 800m	7	Zach MELLON	JR	1:47.87	2/11/11	9	1.02	10.02
▶ 3000m	6	Maverick DARLING	JR	7:52.31	2/4/11	10	1.20	11.20
▶ 3000m	12	Reed CONNOR	JR	7:53.88	3/4/11	4	0.87	4.87
▶ 5000m	6	Maverick DARLING	JR	13:36.65	3/12/11	10	1.24	11.24
▶ 5000m	10	Mohammed AHMED	JR	13:41.74	3/12/11	6	0.83	6.83
▶ 5000m	19	Reed CONNOR	JR	13:52.39	2/26/11	0.8	0.30	1.10
▶ 5000m	28	Ryan COLLINS	SR	13:58.54	2/11/11	0.1	0.07	0.17
▶ 4x400	16			3:08.59	3/5/11	0.6	0.37	0.97
▶ PV	22	Japheth CATO	SO	5.20m	17-¾	0.5	0.00	0.50
▶ SP	18	Danny BLOCK	SO	18.17m	59-7½	0.9	0.10	1.00
▶ HEPT	7	Japheth CATO	SO	5,742	2/26/11	9	1.40	10.40
▶ HEPT	12	Dave GRZESIAK	SR	5,572	1/28/11	4	0.41	4.41
Team Total								64.25

"Scrd As", short for "Scored As", Standing used for place points portion of performance's score combining preseason data (when applied) to current season data

Numbers in BLACK are both the performance's actual NCAA rank AND "scored as" rank Numbers in RED indicate actual NCAA rank does not exist or is worse than "scored as" rank Numbers in BLUE indicate actual NCAA rank is better than "scored as" rank

USTFCCCA Non-Member

Non-Member Schools Will NOT be ranked, beginning Week 2



2012 Indoor Track & Field, Preseason

Only those who score >0.01 pts are shown
D denotes multiple-event rule in affect

MEN

14



BYU

West Coast Conference

▼ 11

Event	Scrd As	Athlete	Yr	Scored Mark	Date	Pl. Pts.	Bonus	TOTAL	
Scored bests come from CURRENT season									
▶ HJ	33	Dakota JOHN	SO	2.14m	7-¾	1/5/12	0.02	0.00	0.02
Scored bests come from PRE-SEASON DATA									
▶ 800m	19	Miles BATTY	SR	1:48.88	1/21/11	0.8	0.26	1.06	
▶ 800m	24	Justin HEDIN	SR	1:49.16	2/24/11	0.3	0.12	0.42	
▶ Mile	2	Miles BATTY	SR	3:55.79	2/11/11	18	1.93	19.93	
▶ Mile	34	Travis FULLER	JR	4:02.79	2/11/11	0.015	0.00	0.01	
▶ DMR	3			9:29.13	2/24/11	16	1.74	17.74	
▶ PV	1	Victor WEIRICH	JR	5.50m	18-½	20	3.22	23.22	
Team Total								62.40	

15



Minnesota

Big Ten Conference

▼ 9

Event	Scrd As	Athlete	Yr	Scored Mark	Date	Pl. Pts.	Bonus	TOTAL	
Scored bests come from PRE-SEASON DATA									
▶ 800m	8	Harun ABDA	JR	1:47.95	3/4/11	8	0.95	8.95	
▶ 800m	21	Nick HUTTON	JR	1:49.02	2/11/11	0.6	0.17	0.77	
▶ Mile	16	Ben BLANKENSHIP	SR	3:59.34	2/26/11	1.25	0.55	1.80	
▶ 3000m	7	Ben BLANKENSHIP	SR	7:52.52	2/11/11	9	1.16	10.16	
▶ DMR	6			9:29.70	3/12/11	10	1.61	11.61	
▶ TJ	32	Oladipo FAGBEMI	JR	15.40m	50-6¼	2/26/11	0.03	0.00	0.03
▶ SP	17	Trey DAVIS	SR	18.22m	59-9½	2/26/11	1	0.14	1.14
▶ WT	1	Micah HEGERLE	JR	21.73m	71-3¾	2/18/11	20	2.86	22.86
▶ WT	14	Quentin MEGE	JR	20.36m	66-9¾	2/26/11	2	0.47	2.47
▶ HEPT	26	Jack SZMANDA	JR	5,308	2/26/11	0.15	0.00	0.15	
Team Total								59.94	

16



Iowa

Big Ten Conference

▼ 8

Event	Scrd As	Athlete	Yr	Scored Mark	Date	Pl. Pts.	Bonus	TOTAL	
Scored bests come from PRE-SEASON DATA									
▶ 60m	23	Justin AUSTIN	SR	6.69	2/26/11	0.4	0.19	0.59	
▶ 200m	8	Justin AUSTIN	SR	20.80	3/12/11	8	0.97	8.97	
▶ 400m	30	Patrick RICHARDS	JR	47.20	1/21/11	0.05	0.00	0.05	
▶ 800m	9	Erik SOWINSKI	SR	1:47.98	2/11/11	7	0.92	7.92	
▶ 800m	32	Nick KUCZWARA	SR	1:49.59	3/6/10	0.03	0.00	0.03	
▶ Mile	12	Jeff THODE	JR	3:58.72	3/4/11	4	0.74	4.74	
▶ 3000m	31	Jeff THODE	JR	8:00.38	2/11/11	0.04	0.00	0.04	
▶ H60m	10	Jordan MULLEN	JR	7.75	1/21/11	6	0.75	6.75	
▶ 4x400	6			3:06.66	3/5/11	10	1.30	11.30	
▶ LJ	32	Jeffery HERRON	SR	7.49m	24-7	2/26/11	0.03	0.00	0.03
▶ TJ	3	Troy DORIS	SR	16.46m	54-0	1/28/11	16	2.57	18.57
▶ WT	22	Matt BANSE	SR	19.72m	64-8½	2/18/11	0.5	0.00	0.50
Team Total								59.49	

17



Oregon

Pacific-12 Conference

▲ 9

Event	Scrd As	Athlete	Yr	Scored Mark	Date	Pl. Pts.	Bonus	TOTAL	
Scored bests come from PRE-SEASON DATA									
▶ 400m	18	Mike BERRY	SO	46.67	3/5/11	0.9	0.31	1.21	
▶ 800m	1	Elijah GREER	JR	1:47.02	2/11/11	20	1.81	21.81	
▶ Mile	14	Mac FLEET	JR	3:59.03	3/5/11	2	0.63	2.63	
▶ 3000m	29	Trevor DUNBAR	SO	8:00.10	2/11/11	0.075	0.00	0.08	
▶ 5000m	12	Luke PUSKEDRA	SR	13:46.70	1/28/11	4	0.51	4.51	
▶ DMR	1			9:26.78	2/25/11	20	2.26	22.26	
▶ HJ	20	Danny MARCONI	SR	2.16m	7-1	1/28/11	0.7	0.02	0.72
▶ HEPT	23	Dakotah KEYS	SO	5,332	1/28/11	0.4	0.00	0.40	
Team Total								53.63	

"Scrd As", short for "Scored As", Standing used for place points portion of performance's score combining preseason data (when applied) to current season data

Numbers in BLACK are both the performance's actual NCAA rank AND "scored as" rank Numbers in RED indicate actual NCAA rank does not exist or is worse than "scored as" rank Numbers in BLUE indicate actual NCAA rank is better than "scored as" rank

USTFCCCA Non-Member

Non-Member Schools Will NOT be ranked, beginning Week 2



2012 Indoor Track & Field, Preseason

Only those who score >0.01 pts are shown
D denotes multiple-event rule in affect

MEN

18



Virginia Tech

Atlantic Coast Conference

▼ 3

Event	Scrd As	Athlete	Yr	Scored Mark	Date	Pl. Pts.	Bonus	TOTAL
Scored bests come from PRE-SEASON DATA								
▶ 60m	32	Keith RICKS	SR	6.73	1/14/11	0.03	0.00	0.03
▶ 800m	20	Tihut DEGFAE	JR	1:48.90	3/4/11	0.7	0.24	0.94
▶ Mile	8	Michael HAMMOND	SR	3:58.41	3/4/11	8	0.86	8.86
▶ 3000m	19	William MULHERIN	SR	7:56.58	3/4/11	0.8	0.33	1.13
▶ DMR	21			9:40.95	3/4/11	0.1	0.00	0.10
▶ PV	12	Joe DAVIS	SR	5.30m	17-4½	4	0.42	4.42
▶ LJ	21	Jeff ARTIS-GRAY	JR	7.54m	24-9	0.6	0.02	0.62
▶ TJ	10	Hasheem HALIM	SR	15.94m	52-3¾	6	0.80	6.80
▶ WT	3	Alexander ZIEGLER	JR	21.54m	70-8	16	2.40	18.40
▶ WT	6	Marcel LOMNICKY	SR	21.03m	69-0	10	1.38	11.38
▶ WT	19	Denis MAHMIC	JR	19.91m	65-4	0.8	0.08	0.88
Team Total								53.56

19



Mississippi

Southeastern Conference

▼ 8

Event	Scrd As	Athlete	Yr	Scored Mark	Date	Pl. Pts.	Bonus	TOTAL
Scored bests come from PRE-SEASON DATA								
▶ 60m	2	Michael GRANGER	JR	6.55	3/12/11	18	1.94	19.94
▶ HJ	2	Ricky ROBERTSON	JR	2.28m	7-5½	18	2.77	20.77
▶ LJ	8	Caleb LEE	SR	7.79m	25-6¾	8	0.90	8.90
Team Total								49.60

20



Mississippi State

Southeastern Conference

▲ 37

Event	Scrd As	Athlete	Yr	Scored Mark	Date	Pl. Pts.	Bonus	TOTAL	
Scored bests come from CURRENT season									
▶ 200m	13	Tavaris TATE	JR	20.99	12/7/11	D	3	0.42	2.42
Scored bests come from PRE-SEASON DATA									
▶ 60m	4	D'Angelo CHERRY	SR	6.56	2/26/11	14	1.78	15.78	
▶ 400m	11	Tavaris TATE	JR	46.35	1/28/11	5	0.80	5.80	
▶ 400m	17	James HARRIS	SO	46.66	3/4/11	1	0.33	1.33	
▶ 4x400	15			3:08.56	3/4/11	0.7	0.38	1.08	
▶ HJ	3	James HARRIS	SO	2.25m	7-4½	16	1.80	17.80	
▶ HJ	20	Marcus JACKSON	SO	2.16m	7-1	0.7	0.02	0.72	
Team Total								44.93	

21



Georgia

Southeastern Conference

▲ 5

Event	Scrd As	Athlete	Yr	Scored Mark	Date	Pl. Pts.	Bonus	TOTAL
Scored bests come from PRE-SEASON DATA								
▶ 200m	26	Waymon STOREY	SO	21.13	2/11/11	0.15	0.20	0.35
▶ 400m	2	Torrin LAWRENCE	SR	45.82	2/25/11	18	1.87	19.87
▶ 800m	12	Aaron EVANS	SR	1:48.07	2/11/11	4	0.84	4.84
▶ 4x400	12			3:07.96	3/5/11	1	0.63	1.63
▶ HJ	15	Cory HOLMAN	SR	2.18m	7-1¾	1.5	0.24	1.74
▶ PV	22	Paul MALQUIST	SO	5.20m	17-¾	0.5	0.00	0.50
▶ PV	30	John SMITH	SR	5.17m	16-11½	0.05	0.00	0.05
▶ TJ	20	Aaron LAGARDE	SR	15.59m	51-1¾	0.7	0.10	0.80
▶ WT	11	Justin WELCH	SO	20.54m	67-4¾	5	0.62	5.62
▶ HEPT	11	Michael AYERS	SR	5,578	2/25/11	5	0.43	5.43
▶ HEPT	15	Cory HOLMAN	SR	5,527	1/23/10	1.5	0.24	1.74
Team Total								42.56

22



Iona

Metro Atlantic Athletic Conference

▼ 6

Event	Scrd As	Athlete	Yr	Scored Mark	Date	Pl. Pts.	Bonus	TOTAL
Scored bests come from PRE-SEASON DATA								
▶ 3000m	3	Leonard KORIR	SR	7:51.40	1/28/11	16	1.40	17.40
▶ 5000m	1	Leonard KORIR	SR	13:26.01	3/12/11	20	2.48	22.48
Team Total								39.88

23



Oklahoma

Big 12 Conference

▼ 10

Event	Scrd As	Athlete	Yr	Scored Mark	Date	Pl. Pts.	Bonus	TOTAL	
Scored bests come from PRE-SEASON DATA									
▶ Mile	6	Riley MASTERS	SR	3:58.17	2/11/11	10	0.96	10.96	
▶ 3000m	8	Riley MASTERS	SR	7:53.11	1/28/11	D	8	1.03	3.03
▶ 3000m	19	Kevin WILLIAMS	JR	7:56.58	2/11/11	0.8	0.33	1.13	
▶ 3000m	22	Kevin SCHWAB	SR	7:57.60	2/4/11	0.5	0.18	0.68	
▶ 3000m	23	George ALEX	SR	7:58.30	2/4/11	0.4	0.11	0.51	
▶ 5000m	5	Kevin SCHWAB	SR	13:36.14	3/12/11	12	1.30	13.30	
▶ 5000m	11	George ALEX	SR	13:45.32	2/11/11	5	0.56	5.56	
▶ 5000m	15	Kevin WILLIAMS	JR	13:51.05	2/25/11	1.5	0.35	1.85	
▶ 5000m	17	Bill KOGEL	JR	13:52.00	2/11/11	1	0.31	1.31	
▶ 4x400	17			3:08.89	2/25/11	0.5	0.25	0.75	
Team Total								39.08	

"Scrd As", short for "Scored As", Standing used for place points portion of performance's score combining preseason data (when applied) to current season data

Numbers in BLACK are both the performance's actual NCAA rank AND "scored as" rank Numbers in RED indicate actual NCAA rank does not exist or is worse than "scored as" rank Numbers in BLUE indicate actual NCAA rank is better than "scored as" rank

USTFCCCA Non-Member

Non-Member Schools Will NOT be ranked, beginning Week 2



2012 Indoor Track & Field, Preseason

Only those who score >0.01 pts are shown
D denotes multiple-event rule in affect

MEN

24



NC State

Atlantic Coast Conference

Event	Scrd As	Athlete	Yr	Scored Mark	Date	Pl. Pts.	Bonus	TOTAL
Scored bests come from PRE-SEASON DATA								
▶ 60m	9	TJ GRAHAM	JR	6.62	2/24/11	7	0.85	7.85
▶ 200m	7	TJ GRAHAM	JR	20.79	2/24/11	9	1.01	10.01
▶ Mile	31	Ryan HILL	JR	4:02.33	2/4/11	0.04	0.00	0.04
▶ 3000m	2	Ryan HILL	JR	7:50.78	2/11/11	18	1.53	19.53
Team Total								37.43

25



Northern Arizona

Big Sky Conference

▲ 14

Event	Scrd As	Athlete	Yr	Scored Mark	Date	Pl. Pts.	Bonus	TOTAL
Scored bests come from PRE-SEASON DATA								
▶ 3000m	4	Diego ESTRADA	JR	7:52.18	2/11/11	14	1.23	15.23
▶ 5000m	3	Diego ESTRADA	JR	13:29.01	A 3/12/11	16	2.12	18.12
▶ WT	20	Pascal TANG	SR	19.78m	64-10% 2/25/11	0.7	0.00	0.70
Team Total								34.06

26



Illinois

Big Ten Conference

▼ 4

Event	Scrd As	Athlete	Yr	Scored Mark	Date	Pl. Pts.	Bonus	TOTAL
Scored bests come from PRE-SEASON DATA								
▶ 60m	27	Andrew RILEY	SR	6.72	2/26/11	0.125	0.04	0.16
▶ H60m	1	Andrew RILEY	SR	7.58	3/12/11	20	2.94	22.94
▶ PV	16	Matthew BANE	SO	5.28m	17-3% 2/26/11	1.25	0.31	1.56
▶ SP	25	Davis FRAKER	SO	17.93m	58-10 3/5/11	0.2	0.00	0.20
▶ WT	9	Davis FRAKER	SO	20.78m	68-2% 1/21/11	7	0.97	7.97
Team Total								32.82

27



Texas Tech

Big 12 Conference

▲ 6

Event	Scrd As	Athlete	Yr	Scored Mark	Date	Pl. Pts.	Bonus	TOTAL
Scored bests come from PRE-SEASON DATA								
▶ 60m	11	Markus HENDERSON	SR	6.64	1/21/11	5	0.64	5.64
▶ 200m	23	Markus HENDERSON	SR	21.11	1/21/11	0.4	0.23	0.63
▶ 400m	27	Jamele MASON	SR	47.15	2/18/11	0.125	0.00	0.13
▶ H60m	18	Brandon TUCKER	SR	7.80	2/25/11	0.9	0.33	1.23
▶ H60m	19	Jamele MASON	SR	7.83	2/11/11	0.8	0.16	0.96
▶ H60m	26	Shane BRATHWAITE	SR	7.86	3/5/11	0.15	0.04	0.19
▶ 4x400	13			3:08.46	2/25/11	0.9	0.43	1.33
▶ PV	12	Kyal MEYERS	SO	5.30m	17-4% 2/25/11	4	0.42	4.42
▶ LJ	4	Bryce LAMB	JR	7.98m	26-2% 1/21/11	14	2.07	16.07
▶ TJ	16	Dellon WILLIAMS	SR	15.72m	51-7 2/11/11	1.25	0.29	1.54
▶ TJ	26	Bryce LAMB	JR	15.48m	50-9% 1/21/11	0.15	0.00	0.15
Team Total								32.29

28



Baylor

Big 12 Conference

▼ 12

Event	Scrd As	Athlete	Yr	Scored Mark	Date	Pl. Pts.	Bonus	TOTAL
Scored bests come from PRE-SEASON DATA								
▶ 60m	6	Woodrow RANDALL	SR	6.60	3/12/11	10	1.14	11.14
▶ 200m	30	Woodrow RANDALL	SR	21.17	2/12/11	0.05	0.15	0.20
▶ 800m	14	Gavyn NERO	JR	1:48.20	3/4/11	2	0.72	2.72
▶ 4x400	3			3:05.42	3/12/11	16	2.08	18.08
Team Total								32.14

"Scrd As", short for "Scored As", Standing used for place points portion of performance's score combining preseason data (when applied) to current season data

Numbers in BLACK are both the performance's actual NCAA rank AND "scored as" rank Numbers in RED indicate actual NCAA rank does not exist or is worse than "scored as" rank Numbers in BLUE indicate actual NCAA rank is better than "scored as" rank

USTFCCCA Non-Member

Non-Member Schools Will NOT be ranked, beginning Week 2



2012 Indoor Track & Field, Preseason

Only those who score >0.01 pts are shown
D denotes multiple-event rule in affect

MEN

29



Penn State

Big Ten Conference

▼ 18

Event	Scrd As	Athlete	Yr	Scored Mark	Date	Pl. Pts.	Bonus	TOTAL
Scored bests come from PRE-SEASON DATA								
200m	17	Brady GEHRET	SO	21.07	2/26/11	1	0.29	1.29
400m	8	Brady GEHRET	SO	46.22	3/12/11	8	1.06	9.06
800m	5	Casimir LOXSOM	JR	1:47.36	1/28/11	12	1.49	13.49
4x400	9			3:07.27	3/4/11	5	0.92	5.92
DMR	17			9:35.21	3/4/11	0.5	0.42	0.92
TJ	17	Hanif JOHNSON	JR	15.68m	51-5½	1	0.23	1.23
WT	26	Logan CALDWELL	JR	19.42m	63-8¾	0.15	0.00	0.15
WT	33	Nabil MUBARAK	JR	19.14m	62-9¾	0.02	0.00	0.02
HEPT	31	Anya UZOH	SR	5,250	2/26/11	0.04	0.00	0.04
Team Total								32.12

30



Montana State

Big Sky Conference

Event	Scrd As	Athlete	Yr	Scored Mark	Date	Pl. Pts.	Bonus	TOTAL
Scored bests come from PRE-SEASON DATA								
800m	2	Patrick CASEY	JR	1:47.08	2/11/11	D 18	1.75	3.75
Mile	1	Patrick CASEY	JR	3:54.59	2/4/11	20	2.42	22.42
HEPT	29	Jeff MOHL	JR	5,290	1/28/11	0.075	0.00	0.08
Team Total								26.25

31



George Mason

Colonial Athletic Association

▲ 2

Event	Scrd As	Athlete	Yr	Scored Mark	Date	Pl. Pts.	Bonus	TOTAL
Scored bests come from PRE-SEASON DATA								
200m	33	Rachaunn RUFFIN	SR	21.19	3/5/11	0.02	0.12	0.14
400m	31	David VERBURG	JR	47.23	3/5/11	0.04	0.00	0.04
400m	34	Ja-Vell BULLARD	SR	47.30	3/5/11	0.015	0.00	0.01
800m	4	Chris CARRINGTON	JR	1:47.30	2/11/11	14	1.55	15.55
H60m	30	Lavell HANDY	SR	7.89	2/4/11	0.05	0.00	0.05
4x400	10			3:07.57	3/5/11	4	0.79	4.79
LJ	29	Lavell HANDY	SR	7.50m	24-7¾	0.075	0.00	0.08
TJ	11	Lavell HANDY	SR	15.82m	51-11	5	0.44	5.44
Team Total								26.11

32



Kansas

Big 12 Conference

▼ 6

Event	Scrd As	Athlete	Yr	Scored Mark	Date	Pl. Pts.	Bonus	TOTAL	
Scored bests come from PRE-SEASON DATA									
▶ 400m	16	Kyle CLEMONS	JR	46.65	2/25/11	1.25	0.34	1.59	
▶ SP	1	Mason FINLEY	JR	20.71m	67-11½	1/14/11	20	4.16	24.16
Team Total								25.75	

33



Oral Roberts

The Summit League

unch

Event	Scrd As	Athlete	Yr	Scored Mark	Date	Pl. Pts.	Bonus	TOTAL	
Scored bests come from PRE-SEASON DATA									
▶ 400m	28	Jeffery GIBSON	JR	47.19	3/4/11	0.1	0.00	0.10	
▶ PV	2	Jack WHITT	JR	5.45m	17-10½	3/12/11	18	2.36	20.36
▶ PV	19	Dustin GEHRKE	JR	5.24m	17-2¾	3/4/11	0.8	0.07	0.87
▶ LJ	14	Clive CHAFAUSIPO	SR	7.70m	25-3¾	1/22/11	2	0.45	2.45
Team Total								23.79	

34



Auburn

Southeastern Conference

▼ 14

Event	Scrd As	Athlete	Yr	Scored Mark	Date	Pl. Pts.	Bonus	TOTAL
Scored bests come from PRE-SEASON DATA								
▶ 60m	10	Harry ADAMS	JR	6.63	2/25/11	6	0.74	6.74
▶ 60m	17	Keenan BROCK	SO	6.66	3/5/11	1	0.43	1.43
▶ 200m	22	Michael DEHAVEN	SR	21.09	2/25/11	0.5	0.26	0.76
▶ 200m	36	Harry ADAMS	JR	21.22	2/25/11		0.08	0.08
HJ	20	DJ SMITH	SO	2.16m	7-1	0.7	0.02	0.72
▶ SP	5	Stephen SAENZ	SO	19.51m	64-¾	12	1.65	13.65
Team Total								23.39

35



UT Arlington

Southland Conference

▼ 2

Event	Scrd As	Athlete	Yr	Scored Mark	Date	Pl. Pts.	Bonus	TOTAL
Scored bests come from PRE-SEASON DATA								
HEPT	1	Romain MARTIN	SO	5,897	3/12/11	20	2.95	22.95
Team Total								22.95

"Scrd As", short for "Scored As", Standing used for place points portion of performance's score combining preseason data (when applied) to current season data

Numbers in BLACK are both the performance's actual NCAA rank AND "scored as" rank Numbers in RED indicate actual NCAA rank does not exist or is worse than "scored as" rank Numbers in BLUE indicate actual NCAA rank is better than "scored as" rank

USTFCCCA Non-Member

Non-Member Schools Will NOT be ranked, beginning Week 2



2012 Indoor Track & Field, Preseason

Only those who score >0.01 pts are shown
D denotes multiple-event rule in affect

MEN

36



Washington

Pacific-12 Conference

▼ 18

Event	Scrd As	Athlete	Yr	Scored Mark	Date	Pl. Pts.	Bonus	TOTAL
Scored bests come from PRE-SEASON DATA								
► Mile	9	James CAMERON	JR	3:58.51	3/5/11	7	0.82	7.82
► Mile	24	Joey BYWATER	JR	4:00.53	3/5/11	0.3	0.24	0.54
► 3000m	30	James CAMERON	JR	8:00.17	2/11/11	0.05	0.00	0.05
► 5000m	22	James CAMERON	JR	13:54.77	2/25/11	0.5	0.21	0.71
► DMR	18			9:38.23	2/25/11	0.4	0.10	0.50
► TJ	28	Kasen COVINGTON	SO	15.45m	50-8½ 1/28/11	0.1	0.00	0.10
► HEPT	6	Jeremy TAIWO	JR	5,780	3/12/11	10	1.72	11.72
Team Total								21.43

37



Virginia

Atlantic Coast Conference

Event	Scrd As	Athlete	Yr	Scored Mark	Date	Pl. Pts.	Bonus	TOTAL	
Scored bests come from PRE-SEASON DATA									
► 800m	10	Robby ANDREWS	SO	1:48.02	2/13/10	6	0.88	6.88	
► 800m	26	Anthony KOSTELAC	SO	1:49.24	2/24/11	0.15	0.10	0.25	
► 800m	29	Lance ROLLER	JR	1:49.47	2/13/10	0.075	0.03	0.10	
► Mile	19	Mark AMIRAULT	SR	4:00.26	3/4/11	0.8	0.31	1.11	
► DMR	13			9:34.38	3/4/11	0.9	0.58	1.48	
► TJ	6	Marcus ROBINSON	SR	16.05m	52-8	2/24/11	10	1.12	11.12
Team Total								20.94	

38



Michigan State

Big Ten Conference

▲ 8

Event	Scrd As	Athlete	Yr	Scored Mark		Date	Pl. Pts.	Bonus	TOTAL
Scored bests come from PRE-SEASON DATA									
► HJ	25	Cliff MILLER	SR	2.15m	7-½	2/4/11	0.2	0.00	0.20
► PV	28	Codi MATTIX	JR	5.18m	17-0	2/26/11	0.1	0.00	0.10
► SP	12	Zack HILL	SO	18.57m	60-11½	2/26/11	4	0.40	4.40
► WT	5	Lonnies PUGH	JR	21.06m	69-1¼	3/12/11	12	1.43	13.43
► WT	16	Jay GILLESPIE	SR	20.06m	65-9¾	3/4/11	1.25	0.21	1.46
► WT	21	Brad WENTZEL	SR	19.73m	64-8¾	1/14/11	0.6	0.00	0.60
► HEPT	20	Kurt SCHNEIDER	JR	5,380		1/27/11	0.7	0.00	0.70
Team Total									20.89

39



Air Force

Mountain West Conference

▲ 7

Event	Scrd As	Athlete	Yr	Scored Mark		Date	Pl. Pts.	Bonus	TOTAL
Scored bests come from CURRENT season									
► PV	5	Rob SIMMONS	JR	5.40m	17-8½	12/9/11	12	1.51	13.51
Scored bests come from PRE-SEASON DATA									
► 5000m	24	Jim WALMSLEY	SR	13:56.21		2/24/11	0.3	0.15	0.45
► 5000m	30	Jeremy DRENCKHAHN	JR	14:01.72		2/24/11	0.05	0.00	0.05
► DMR	10			9:32.06		3/4/11	4	1.09	5.09
► PV	16	Cale SIMMONS	JR	5.28m	17-3¾	2/24/11	1.25	0.31	1.56
Team Total									20.65

40




Duke

Atlantic Coast Conference

Event	Scrd As	Athlete	Yr	Scored Mark	Date	Pl. Pts.	Bonus	TOTAL	
Scored bests come from PRE-SEASON DATA									
► HJ	12	Tanner ANDERSON	SO	2.20m	7-2½	3/5/11	4	0.48	4.48
► HJ	33	Michael KRONE	SO	2.14m	7-¾	2/4/11	0.02	0.00	0.02
► HEPT	4	Curtis BEACH	JR	5,816	2/24/11	14	2.10	16.10	
Team Total								20.60	

41



Southern Illinois

Missouri Valley Conference

▼ 2

Event	Scrd As	Athlete	Yr	Scored Mark		Date	Pl. Pts.	Bonus	TOTAL
Scored bests come from PRE-SEASON DATA									
► WT	2	J.C. LAMBERT	SR	21.58m	70-9%	2/4/11	18	2.50	20.50
Team Total									20.50

"Scrd As", short for "Scored As", Standing used for place points portion of performance's score combining preseason data (when applied) to current season data

Numbers in BLACK are both the performance's actual NCAA rank AND "scored as" rank Numbers in RED indicate actual NCAA rank does not exist or is worse than "scored as" rank Numbers in BLUE indicate actual NCAA rank is better than "scored as" rank

USTFCCCA Non-Member

Non-Member Schools Will NOT be ranked, beginning Week 2



2012 Indoor Track & Field, Preseason

Only those who score >0.01 pts are shown
D denotes multiple-event rule in affect

MEN

42



Princeton

Ivy League

Event	Scrd As	Athlete	Yr	Scored Mark	Date	Pl. Pts.	Bonus	TOTAL	
Scored bests come from CURRENT season									
▶ PV	6	David SLOVENSKI	SR	5.37m	17-7½	12/10/11	10	1.14	11.14
Scored bests come from PRE-SEASON DATA									
▶ 400m	13	Austin HOLLIMON	SR	46.47		1/29/11	3	0.58	3.58
▶ 800m	15	Russell DINKINS	JR	1:48.29		2/26/11	1.5	0.63	2.13
▶ 800m	18	Peter CALLAHAN	JR	1:48.66		2/12/11	0.9	0.39	1.29
▶ Mile	29	Peter CALLAHAN	JR	4:01.03		2/19/11	0.075	0.13	0.21
▶ 3000m	24	Donn CABRAL	SR	7:58.77		3/4/11	0.3	0.08	0.38
▶ 4x400	20			3:09.35		2/5/11	0.2	0.10	0.30
▶ DMR	16			9:35.02		3/4/11	0.6	0.45	1.05
▶ TJ	24	Damon MCLEAN	SO	15.56m	51-¾	2/12/11	0.3	0.05	0.35
Team Total								20.43	

43



Middle Tennessee

Sun Belt Conference

▲ 7

Event	Scrd As	Athlete	Yr	Scored Mark	Date	Pl. Pts.	Bonus	TOTAL
Scored bests come from PRE-SEASON DATA								
▶ 200m	2	Noah AKWU	JR	20.61	2/27/11	18	1.76	19.76
▶ 400m	23	Noah AKWU	JR	46.93	2/27/11	0.4	0.13	0.53
Team Total								20.29

44



Indiana State

Missouri Valley Conference

Event	Scrd As	Athlete	Yr	Scored Mark		Date	Pl. Pts.	Bonus	TOTAL
Scored bests come from CURRENT season									
▶ H60m	23	Greggmar SWIFT	SO	7.85		12/9/11	0.4	0.08	0.48
▶ WT	27	Brandon POUNDS	JR	19.37m	63-6¾	12/9/11	0.125	0.00	0.13
Scored bests come from PRE-SEASON DATA									
▶ HJ	3	Major CLAY	SR	2.25m	7-4½	2/11/11	16	1.80	17.80
Team Total									18.40

45



Boise State

Mountain West Conference

Event	Scrd As	Athlete	Yr	Scored Mark		Date	Pl. Pts.	Bonus	TOTAL
Scored bests come from PRE-SEASON DATA									
▶ HJ	18	Kurt FELIX	SR	2.17m	7-1½	2/24/11	0.9	0.13	1.03
▶ LJ	12	Eetu VIITALA	SR	7.72m	25-4	1/22/11	4	0.53	4.53
▶ WT	13	Trevor KRAYCHIR	SR	20.50m	67-3¾	3/5/11	3	0.58	3.58
▶ HEPT	8	Kurt FELIX	SR	5,691		2/24/11	8	1.03	9.03
Team Total									18.17

46



Tulsa

Conference USA

▼ 20

Event	Scrd As	Athlete	Yr	Scored Mark	Date	Pl. Pts.	Bonus	TOTAL
Scored bests come from PRE-SEASON DATA								
▶ Mile	3	Chris O'HARE	JR	3:56.48	2/11/11	16	1.64	17.64
▶ Mile	25	Tom MARSHALL	SR	4:00.74	3/4/11	0.2	0.18	0.38
Team Total								18.02

47



California

Pacific-12 Conference

▼ 1

Event	Scrd As	Athlete	Yr	Scored Mark	Date	Pl. Pts.	Bonus	TOTAL
Scored bests come from PRE-SEASON DATA								
▶ 3000m	27	Collin JARVIS	SO	7:59.85	1/28/11	0.125	0.00	0.13
▶ H60m	14	Ray STEWART	JR	7.77	2/11/11	2	0.58	2.58
▶ DMR	19			9:38.69	2/25/11	0.3	0.06	0.36
▶ LJ	33	Hammed SULEMAN	JR	7.47m	24-6¾ 1/28/11	0.02	0.00	0.02
▶ TJ	5	Hammed SULEMAN	JR	16.12m	52-10¾ 2/25/11	12	1.33	13.33
Team Total								16.43

"Scrd As", short for "Scored As", Standing used for place points portion of performance's score combining preseason data (when applied) to current season data

Numbers in BLACK are both the performance's actual NCAA rank AND "scored as" rank Numbers in RED indicate actual NCAA rank does not exist or is worse than "scored as" rank Numbers in BLUE indicate actual NCAA rank is better than "scored as" rank

USTFCCCA Non-Member

Non-Member Schools Will NOT be ranked, beginning Week 2



2012 Indoor Track & Field, Preseason

Only those who score >0.01 pts are shown
D denotes multiple-event rule in affect

MEN

48



Clemson

Atlantic Coast Conference

▼26

Event	Scrd As	Athlete	Yr	Scored Mark	Date	Pl. Pts.	Bonus	TOTAL
Scored bests come from CURRENT season								
▶ H60m	23	Marcus MAXEY	JR	7.85	12/3/11	0.4	0.08	0.48
Scored bests come from PRE-SEASON DATA								
▶ 60m	12	Justin MURDOCK	SR	6.65	2/11/11	4	0.54	4.54
▶ 60m	25	Warren FRASER	JR	6.71	1/28/11	0.2	0.09	0.29
▶ H60m	6	Spencer ADAMS	JR	7.73	2/11/11	10	0.96	10.96
Team Total								16.26

49



Miami (Fla.)

Atlantic Coast Conference

▼16

Event	Scrd As	Athlete	Yr	Scored Mark	Date	Pl. Pts.	Bonus	TOTAL
Scored bests come from PRE-SEASON DATA								
▶ H60m	4	Devon HILL	SR	7.67	3/12/11	14	1.74	15.74
Team Total								15.74

50



Idaho

Western Athletic Conference

Event	Scrd As	Athlete	Yr	Scored Mark	Date	Pl. Pts.	Bonus	TOTAL
Scored bests come from PRE-SEASON DATA								
▶ PV	4	Jeremy KLAS	SR	5.41m 17-9	2/18/11	14	1.68	15.68
Team Total								15.68

51



Providence

BIG EAST Conference

▲13

Event	Scrd As	Athlete	Yr	Scored Mark	Date	Pl. Pts.	Bonus	TOTAL
Scored bests come from PRE-SEASON DATA								
▶ Mile	11	Julian MATTHEWS	SR	3:58.57	2/11/11	5	0.80	5.80
▶ Mile	20	Dominic CHANNON	SR	4:00.30	3/4/11	0.7	0.30	1.00
▶ Mile	25	David MCCARTHY	SR	4:00.74	1/23/11	0.2	0.18	0.38
▶ 3000m	9	David MCCARTHY	SR	7:53.33	1/28/11	7	0.99	7.99
Team Total								15.16

52




Louisville

BIG EAST Conference

Event	Scrd As	Athlete	Yr	Scored Mark	Date	Pl. Pts.	Bonus	TOTAL
Scored bests come from CURRENT season								
▶ HJ	12	Michael EDWARDS	JR	2.20m 7-2½	1/7/12	4	0.48	4.48
Scored bests come from PRE-SEASON DATA								
▶ LJ	7	Wesley SMITH	SR	7.82m 25-8	12/3/10	9	1.06	10.06
▶ LJ	21	Seon POWELL	SR	7.54m 24-9	1/14/11	0.6	0.02	0.62
Team Total								15.16

53



New Mexico

Mountain West Conference

▼3

Event	Scrd As	Athlete	Yr	Scored Mark	Date	Pl. Pts.	Bonus	TOTAL
Scored bests come from PRE-SEASON DATA								
▶ 800m	30	Gabe ARAGON	SO	1:49.48	2/11/11	0.05	0.03	0.08
▶ 800m	31	Sam EVANS	JR	1:49.52	2/11/11	0.04	0.01	0.05
▶ Mile	18	Ross MILLINGTON	JR	3:59.86	1/28/11	0.9	0.41	1.31
▶ 3000m	13	Ross MILLINGTON	JR	7:54.08	2/11/11	3	0.83	3.83
▶ DMR	9			9:31.50	3/12/11	5	1.21	6.21
▶ HJ	33	Django LOVETT	SO	2.14m 7-¼	1/28/11	0.02	0.00	0.02
▶ PV	20	Logan PFLIBSEN	SO	5.22m 17-1½	2/11/11	0.7	0.00	0.70
▶ HEPT	14	Richard YORK	JR	5,537	2/4/11	2	0.28	2.28
Team Total								14.48

54



Hampton

Mid-Eastern Athletic Conference

Event	Scrd As	Athlete	Yr	Scored Mark	Date	Pl. Pts.	Bonus	TOTAL
Scored bests come from PRE-SEASON DATA								
▶ 60m	5	Reggie DIXON	SR	6.58	1/28/11	12	1.46	13.46
▶ 200m	23	Reggie DIXON	SR	21.11	12/4/10	0.4	0.23	0.63
Team Total								14.09

"Scrd As", short for "Scored As", Standing used for place points portion of performance's score combining preseason data (when applied) to current season data

Numbers in BLACK are both the performance's actual NCAA rank AND "scored as" rank Numbers in RED indicate actual NCAA rank does not exist or is worse than "scored as" rank Numbers in BLUE indicate actual NCAA rank is better than "scored as" rank

USTFCCCA Non-Member

Non-Member Schools Will NOT be ranked, beginning Week 2



2012 Indoor Track & Field, Preseason

Only those who score >0.01 pts are shown
D denotes multiple-event rule in affect

MEN

55



Eastern Illinois

Ohio Valley Conference

▲ 2

Event	Scrd As	Athlete	Yr	Scored Mark		Date	Pl. Pts.	Bonus	TOTAL
Scored bests come from CURRENT season									
▶ WT	25	Donald ROMERO	SR	19.54m	64-1¼	12/9/11	0.2	0.00	0.20
Scored bests come from PRE-SEASON DATA									
▶ 60m	20	Zye BOEY	JR	6.68		2/25/11	0.7	0.24	0.94
▶ 200m	6	Zye BOEY	JR	20.74		1/29/11	10	1.22	11.22
▶ PV	20	Michael VIKEN	SO	5.22m	17-1½	2/25/11	0.7	0.00	0.70
▶ LJ	21	Tyler CARTER	SR	7.54m	24-9	3/4/11	0.6	0.02	0.62
Team Total								13.68	

56



DePaul

BIG EAST Conference

Event	Scrd As	Athlete	Yr	Scored Mark		Date	Pl. Pts.	Bonus	TOTAL
Scored bests come from CURRENT season									
▶ SP	5	Tim NEDOW	SR	19.51m	64-¾	A 12/2/11	12	1.65	13.65
Team Total									13.65

57



Notre Dame

BIG EAST Conference

▼ 18

Event	Scrd As	Athlete	Yr	Scored Mark	Date	Pl. Pts.	Bonus	TOTAL
Scored bests come from PRE-SEASON DATA								
▶ 800m	23	Jeremy RAE	JR	1:49.15	1/28/11	0.4	0.13	0.53
▶ Mile	17	Jeremy RAE	JR	3:59.62	2/4/11	1	0.48	1.48
▶ Mile	21	J.P. MALETTE	JR	4:00.31	3/4/11	0.6	0.29	0.89
▶ DMR	7			9:30.16	3/12/11	8	1.51	9.51
▶ PV	18	Kevin SCHIPPER	SR	5.25m	17-2¾ 2/18/11	0.9	0.13	1.03
Team Total								13.44

58



Stephen F. Austin

Southland Conference

Event	Scrd As	Athlete	Yr	Scored Mark	Date	Pl. Pts.	Bonus	TOTAL	
Scored bests come from PRE-SEASON DATA									
▶ H60m	6	Nick MCCLOUD	SR	7.73		2/19/11	10	0.96	10.96
▶ TJ	34	Jamal PEDEN	SO	15.37m	50-5¼	2/25/11	0.015	0.00	0.01
▶ SP	20	Jon ARTHUR	SR	18.13m	59-5¼	2/25/11	0.7	0.07	0.77
Team Total								11.74	

59



Liberty

Big South Conference

▼ 33

Event	Scrd As	Athlete	Yr	Scored Mark		Date	Pl. Pts.	Bonus	TOTAL
Scored bests come from PRE-SEASON DATA									
▶ PV	6	Kolby SHEPHERD	SR	5.37m	17-7¼	1/22/11	10	1.14	11.14
▶ SP	29	Ryan SMITH	JR	17.84m	58-6¼	2/11/11	0.075	0.00	0.08
Team Total									11.21

60



Purdue

Big Ten Conference

▼ 16

Event	Scrd As	Athlete	Yr	Scored Mark		Date	Pl. Pts.	Bonus	TOTAL
Scored bests come from CURRENT season									
▶ PV	34	Mitch ERICKSON	SO	5.15m	16-10%	1/7/12	0.015	0.00	0.015
Scored bests come from PRE-SEASON DATA									
▶ HJ	6	Geoff DAVIS	JR	2.23m	7-3%	2/26/11	10	1.16	11.16
Team Total									11.17

61



Cornell

Ivy League

Event	Scrd As	Athlete	Yr	Scored Mark		Date	Pl. Pts.	Bonus	TOTAL
Scored bests come from CURRENT season									
▶ HJ	7	Montez BLAIR	SO	2.22m	7-3¼	12/3/11	9	0.91	9.91
▶ SP	23	Stephen MOZIA	FR	17.99m	59-¾	1/6/12	0.4	0.00	0.40
Scored bests come from PRE-SEASON DATA									
▶ HEPT	22	Nick HUBER	SR	5,370		12/4/10	0.5	0.00	0.50
Team Total									10.81

62



Charleston Southern

Big South Conference

Event	Scrd As	Athlete	Yr	Scored Mark	Date	Pl. Pts.	Bonus	TOTAL
Scored bests come from PRE-SEASON DATA								
▶ 60m	12	Javon YOUNG	SR	6.65	1/21/11	4	0.54	4.54
▶ 200m	11	Javon YOUNG	SR	20.96	2/24/11	5	0.50	5.50
▶ LJ	21	Lavon ALLEN	SR	7.54m	24-9 2/4/11	0.6	0.02	0.62
Team Total								10.66

"Scrd As", short for "Scored As", Standing used for place points portion of performance's score combining preseason data (when applied) to current season data

Numbers in BLACK are both the performance's actual NCAA rank AND "scored as" rank Numbers in RED indicate actual NCAA rank does not exist or is worse than "scored as" rank Numbers in BLUE indicate actual NCAA rank is better than "scored as" rank

USTFCCCA Non-Member

Non-Member Schools Will NOT be ranked, beginning Week 2



2012 Indoor Track & Field, Preseason

Only those who score >0.01 pts are shown
D denotes multiple-event rule in affect

MEN

63



Washington State

Pacific-12 Conference

▼ 6

Event	Scrd As	Athlete	Yr	Scored Mark	Date	Pl. Pts.	Bonus	TOTAL	
Scored bests come from PRE-SEASON DATA									
▶ 800m	11	Joe ABBOTT	SR	1:48.05	2/11/11	5	0.85	5.85	
▶ 4x400	11			3:07.61	3/5/11	2	0.77	2.77	
▶ DMR	20			9:39.87	2/25/11	0.2	0.00	0.20	
▶ HJ	25	Shawn SWARTZ	JR	2.15m	7-½	2/14/09	0.2	0.00	0.20
▶ TJ	18	Stephan SCOTT-ELLIS	JR	15.65m	51-4¾	2/11/11	0.9	0.19	1.09
▶ HEPT	25	Michael BOLLIGAR	JR	5,319	2/5/11	0.2	0.00	0.20	
Team Total								10.32	

67



Boston University

America East Conference

Event	Scrd As	Athlete	Yr	Scored Mark	Date	Pl. Pts.	Bonus	TOTAL
Scored bests come from PRE-SEASON DATA								
400m	33	Tewado LATTY	SR	47.28	2/18/11	0.02	0.00	0.02
Mile	7	Rich PETERS	SO	3:58.26	2/11/11	9	0.92	9.92
Team Total								9.94

68



Alabama

Southeastern Conference

▼46

Event	Scrd As	Athlete	Yr	Scored Mark	Date	Pl. Pts.	Bonus	TOTAL
Scored bests come from PRE-SEASON DATA								
▶ 5000m	34	Carrison KEMEI	JR	14:03.59	2/11/11	0.015	0.00	0.015
▶ DMR	12			9:33.77	3/4/11	1	0.71	1.71
▶ HJ	25	Tyler CAMPBELL	SR	2.15m	7-½	0.2	0.00	0.20
▶ HJ	33	Jonathan REID	SO	2.14m	7-¾	0.02	0.00	0.02
▶ LJ	9	Kamal FULLER	SO	7.78m	25-6¾	7	0.85	7.85
Team Total								9.79

69



Delaware State

Mid-Eastern Athletic Conference

▼12

Event	Scrd As	Athlete	Yr	Scored Mark	Date	Pl. Pts.	Bonus	TOTAL
Scored bests come from PRE-SEASON DATA								
200m	34	Ryan CARTER	JR	21.20	3/5/11	0.015	0.11	0.13
400m	24	Leslie MURRAY	SR	46.97	3/5/11	0.3	0.10	0.40
4x400	7			3:06.98	3/5/11	8	1.10	9.10
Team Total								9.63

70



Eastern Michigan

Mid-American Conference

Event	Scrd As	Athlete	Yr	Scored Mark	Date	Pl. Pts.	Bonus	TOTAL
Scored bests come from PRE-SEASON DATA								
400m	14	Brycen SPRATLING	SO	46.48	2/4/11	2	0.56	2.56
H60m	10	Vanier JOSEPH	JR	7.75	2/25/11	6	0.75	6.75
HEPT	33	Kevin LANIER	SR	5,224	12/16/10	0.02	0.00	0.02
Team Total								9.34

65



Arizona State

Pacific-12 Conference

Event	Scrd As	Athlete	Yr	Scored Mark		Date	Pl. Pts.	Bonus	TOTAL
Scored bests come from PRE-SEASON DATA									
▶ 400m	32	William HENRY	SO	47.27		2/19/11	0.03	0.00	0.03
▶ 5000m	31	Daniel LOVELL	SR	14:01.75		2/25/11	0.04	0.00	0.04
▶ HJ	33	Bryan MCBRIDE	SO	2.14m	7-¾	2/4/11	0.02	0.00	0.02
▶ TJ	12	Chris BENARD	SR	15.80m	51-10	2/19/11	4	0.41	4.41
▶ SP	11	Jordan CLARKE	JR	18.70m	61-4¾	3/12/11	5	0.49	5.49
Team Total									10.00

66



Florida A&M

Mid-Eastern Athletic Conference

Event	Scrd As	Athlete	Yr	Scored Mark		Date	Pl. Pts.	Bonus	TOTAL
Scored bests come from CURRENT season									
▶ H60m	33	Steve EMERE	JR	7.92		1/7/12	0.02	0.00	0.02
▶ TJ	7	Steve EMERE	JR	16.00m	52-6	1/7/12	9	0.98	9.98
Team Total									10.00

"Scrd As", short for "Scored As", Standing used for place points portion of performance's score combining preseason data (when applied) to current season data

Numbers in BLACK are both the performance's actual NCAA rank AND "scored as" rank Numbers in RED indicate actual NCAA rank does not exist or is worse than "scored as" rank Numbers in BLUE indicate actual NCAA rank is better than "scored as" rank

USTFCCCA Non-Member

Non-Member Schools Will NOT be ranked, beginning Week 2



2012 Indoor Track & Field, Preseason

Only those who score >0.01 pts are shown
D denotes multiple-event rule in affect

MEN

71



Oklahoma State

Big 12 Conference

Event	Scrd As	Athlete	Yr	Scored Mark	Date	Pl. Pts.	Bonus	TOTAL
Scored bests come from PRE-SEASON DATA								
▶ Mile	32	Thomas FARRELL	JR	4:02.38	1/28/11	0.03	0.00	0.03
▶ 3000m	11	German FERNANDEZ	SR	7:53.82	2/11/11	5	0.88	5.88
▶ 3000m	16	Thomas FARRELL	JR	7:54.42	2/11/11	1.25	0.75	2.00
▶ 5000m	18	Colby LOWE	SR	13:52.28	2/25/11	0.9	0.30	1.20
Team Total								9.12

72



Houston

Conference USA

▼33

Event	Scrd As	Athlete	Yr	Scored Mark	Date	Pl. Pts.	Bonus	TOTAL
Scored bests come from PRE-SEASON DATA								
▶ 60m	27	Errol NOLAN	JR	6.72	1/22/11	0.125	0.04	0.16
▶ 200m	17	Kelvin FURLOUGH	SR	21.07	2/25/11	1	0.29	1.29
▶ 200m	23	Errol NOLAN	JR	21.11	2/12/11	0.4	0.23	0.63
▶ 400m	12	Errol NOLAN	JR	46.46	2/4/11	4	0.59	4.59
▶ 400m	20	Kelvin FURLOUGH	SR	46.68	3/5/11	0.7	0.30	1.00
▶ 4x400	14			3:08.52	12/11/10	0.8	0.40	1.20
▶ LJ	33	Isiah SWEENEY	SR	7.47m 24-6¼	2/25/11	0.02	0.00	0.02
▶ TJ	26	Thomas LANG	SR	15.48m 50-9½	2/4/11	0.15	0.00	0.15
Team Total								9.04

73



North Carolina

Atlantic Coast Conference

▼23

Event	Scrd As	Athlete	Yr	Scored Mark	Date	Pl. Pts.	Bonus	TOTAL
Scored bests come from PRE-SEASON DATA								
▶ 400m	22	Clayton PARROS	JR	46.91	1/14/11	0.5	0.14	0.64
▶ HJ	25	Dylan MOORE	JR	2.15m 7-½	2/12/11	0.2	0.00	0.20
▶ PV	9	Parker SMITH	SR	5.36m 17-7	2/24/11	7	1.02	8.02
Team Total								8.86

74



Norfolk State

Mid-Eastern Athletic Conference

Event	Scrd As	Athlete	Yr	Scored Mark	Date	Pl. Pts.	Bonus	TOTAL
Scored bests come from PRE-SEASON DATA								
▶ 60m	17	James TAYLOR	SO	6.66	1/28/11	1	0.43	1.43
▶ 60m	25	Marquis HOLSTON	JR	6.71	1/15/11	0.2	0.09	0.29
▶ 200m	12	Marquis HOLSTON	JR	20.97	2/17/11	4	0.48	4.48
▶ 200m	20	James TAYLOR	SO	21.08	1/21/11	0.7	0.27	0.97
▶ 400m	18	Marquis HOLSTON	JR	46.67	2/11/11	0.9	0.31	1.21
▶ 4x400	21			3:09.40	2/11/11	0.1	0.09	0.19
Team Total								8.57

75



UTSA

Southland Conference

Event	Scrd As	Athlete	Yr	Scored Mark	Date	Pl. Pts.	Bonus	TOTAL
Scored bests come from PRE-SEASON DATA								
▶ HJ	15	Keith BENFORD	JR	2.18m 7-1¾	1/21/11	1.5	0.24	1.74
▶ HJ	33	Kerry THOMPSON	SO	2.14m 7-¼	2/5/11	0.02	0.00	0.02
▶ SP	10	Richard GARRETT	JR	18.81m 61-8½	2/25/11	6	0.63	6.63
Team Total								8.38

76




Memphis

Conference USA

Event	Scrd As	Athlete	Yr	Scored Mark	Date	Pl. Pts.	Bonus	TOTAL
Scored bests come from PRE-SEASON DATA								
▶ 60m	32	Taurean NIXON	SO	6.73	2/18/11	0.03	0.00	0.03
▶ PV	9	Karlis PUJATS	SR	5.36m 17-7	1/28/11	7	1.02	8.02
Team Total								8.05

77



Buffalo

Mid-American Conference

▼13

Event	Scrd As	Athlete	Yr	Scored Mark	Date	Pl. Pts.	Bonus	TOTAL
Scored bests come from PRE-SEASON DATA								
▶ SP	9	Robert GOLABEK	SR	18.91m 62-½	2/5/11	7	0.77	7.77
Team Total								7.77

"Scrd As", short for "Scored As", Standing used for place points portion of performance's score combining preseason data (when applied) to current season data

Numbers in BLACK are both the performance's actual NCAA rank AND "scored as" rank Numbers in RED indicate actual NCAA rank does not exist or is worse than "scored as" rank Numbers in BLUE indicate actual NCAA rank is better than "scored as" rank

USTFCCCA Non-Member

Non-Member Schools Will NOT be ranked, beginning Week 2



2012 Indoor Track & Field, Preseason

Only those who score >0.01 pts are shown
D denotes multiple-event rule in affect

MEN

78

Penn
Ivy League

Event	Scrd As	Athlete	Yr	Scored Mark		Date	Pl. Pts.	Bonus	TOTAL
Scored bests come from PRE-SEASON DATA									
► HJ	9	Maalik REYNOLDS	SO	2.21m	7-3	1/15/11	7	0.70	7.70
Team Total									7.70

79

Colorado
Pacific-12 Conference

Event	Scrd As	Athlete	Yr	Scored Mark	Date	Pl. Pts.	Bonus	TOTAL
Scored bests come from PRE-SEASON DATA								
▶ 60m	12	Joe MORRIS	JR	6.65	1/21/11	4	0.54	4.54
▶ 5000m	14	Joe BOSSHARD	JR	13:49.59	2/11/11	2	0.40	2.40
▶ 5000m	26	Richard MEDINA	SR	13:57.20	2/11/11	0.15	0.12	0.27
▶ 5000m	33	Andy WACKER	SR	14:03.41	2/11/11	0.02	0.00	0.02
Team Total								7.22

80

Columbia
Ivy League

Event	Scrd As	Athlete	Yr	Scored Mark	Date	Pl. Pts.	Bonus	TOTAL
Scored bests come from PRE-SEASON DATA								
► Mile	10	Kyle MERBER	SR	3:58.52	3/5/10	6	0.82	6.82
Team Total								6.82

81

Kentucky
Southeastern Conference

▼24


Event	Scrd As	Athlete	Yr	Scored Mark	Date	Pl. Pts.	Bonus	TOTAL
Scored bests come from PRE-SEASON DATA								
► H60m	10	Keith HAYES	SR	7.75	3/12/11	6	0.75	6.75
Team Total								6.75

82

Central Michigan
Mid-American Conference

Event	Scrd As	Athlete	Yr	Scored Mark		Date	Pl. Pts.	Bonus	TOTAL
Scored bests come from PRE-SEASON DATA									
▶ SP	31	Alex ROSE	JR	17.75m	58-3	2/25/11	0.04	0.00	0.04
▶ WT	10	Kevin MAYS	SR	20.58m	67-6½	2/25/11	6	0.65	6.65
▶ HEPT	34	Josh KETTLEWELL	SR	5,214		2/25/11	0.015	0.00	0.01
Team Total									6.71

83

UMES
Mid-Eastern Athletic Conference

Event	Scrd As	Athlete	Yr	Scored Mark	Date	Pl. Pts.	Bonus	TOTAL
Scored bests come from CURRENT season								
▶ 200m	10	Andre WALSH	JR	20.95	1/7/12	6	0.53	6.53
Scored bests come from PRE-SEASON DATA								
▶ H60m	28	Ackeen SMITH	SR	7.87	3/5/11	0.1	0.00	0.10
Team Total								6.63

84

Idaho State
Big Sky Conference

▼28

Event	Scrd As	Athlete	Yr	Scored Mark	Date	Pl. Pts.	Bonus	TOTAL	
Scored bests come from PRE-SEASON DATA									
► PV	11	Michael ARNOLD	SR	5.35m	17-6½	2/11/11	5	0.91	5.91
Team Total								5.91	

85

TCU
Mountain West Conference

Event	Scrd As	Athlete	Yr	Scored Mark	Date	Pl. Pts.	Bonus	TOTAL
Scored bests come from CURRENT season								
▶ 60m	20	Charles SILMON	JR	6.68	12/10/11	0.7	0.24	0.94
Scored bests come from PRE-SEASON DATA								
▶ TJ	12	Cameron PARKER	SR	15.80m	51-10 2/24/11	4	0.41	4.41
Team Total								5.36

"Scrd As", short for "Scored As", Standing used for place points portion of performance's score combining preseason data (when applied) to current season data

Numbers in BLACK are both the performance's actual NCAA rank AND "scored as" rank Numbers in RED indicate actual NCAA rank does not exist or is worse than "scored as" rank Numbers in BLUE indicate actual NCAA rank is better than "scored as" rank

USTFCCCA Non-Member

Non-Member Schools Will NOT be ranked, beginning Week 2



2012 Indoor Track & Field, Preseason

Only those who score >0.01 pts are shown
D denotes multiple-event rule in affect

MEN

86




Villanova

BIG EAST Conference

▼29

Event	Scrd As	Athlete	Yr	Scored Mark	Date	Pl. Pts.	Bonus	TOTAL
Scored bests come from PRE-SEASON DATA								
▶ 3000m	21	Mathew MILDENHALL	JR	7:57.40	2/11/11	0.6	0.21	0.81
▶ 5000m	16	Hugo BEAMISH	SR	13:51.60	2/11/11	1.25	0.33	1.58
▶ DMR	11			9:33.50	3/4/11	2	0.77	2.77
Team Total								5.16

90



South Carolina

Southeastern Conference

▼33

Event	Scrd As	Athlete	Yr	Scored Mark	Date	Pl. Pts.	Bonus	TOTAL
Scored bests come from PRE-SEASON DATA								
▶ 4x400	18			3:08.96	3/5/11	0.4	0.22	0.62
▶ HJ	14	David WILKINS	JR	2.19m	7-2½	2	0.35	2.35
▶ PV	34	Marvin REITZE	SR	5.15m	16-10¾	0.015	0.00	0.01
Team Total								2.98

87



Sam Houston State

Southland Conference

Event	Scrd As	Athlete	Yr	Scored Mark	Date	Pl. Pts.	Bonus	TOTAL
Scored bests come from PRE-SEASON DATA								
▶ 400m	21	Darryl HAYES	SR	46.87	1/12/11	0.6	0.17	0.77
▶ TJ	33	Artis EDWARDS	SR	15.38m	50-5½	0.02	0.00	0.02
▶ HEPT	13	Matthew JOHNSON	SR	5,563	2/25/11	3	0.37	3.37
Team Total								4.16

91



Appalachian State

Southern Conference

Event	Scrd As	Athlete	Yr	Scored Mark	Date	Pl. Pts.	Bonus	TOTAL
Scored bests come from PRE-SEASON DATA								
▶ 200m	36	Dennis MOORE	SR	21.22	2/26/11		0.08	0.08
▶ HJ	15	Darius PURCELL	SR	2.18m	7-1¾	1.5	0.24	1.74
▶ TJ	20	Jamal TILLER	SO	15.59m	51-1¾	0.7	0.10	0.80
Team Total								2.62

88



Campbell

Big South Conference

Event	Scrd As	Athlete	Yr	Scored Mark	Date	Pl. Pts.	Bonus	TOTAL
Scored bests come from PRE-SEASON DATA								
▶ LJ	13	Diego LAWERENCE	JR	7.71m	25-3¾	3	0.48	3.48
Team Total								3.48

92



Akron

Mid-American Conference

Event	Scrd As	Athlete	Yr	Scored Mark	Date	Pl. Pts.	Bonus	TOTAL
Scored bests come from PRE-SEASON DATA								
▶ 200m	29	Phil FERGUSON	SR	21.14	2/25/11	0.075	0.19	0.27
▶ H60m	19	Tyshaun PEOPLES	SR	7.83	1/28/11	0.8	0.16	0.96
▶ PV	22	Daniel GARRETT	SR	5.20m	17-¾	0.5	0.00	0.50
▶ LJ	20	Tyshaun PEOPLES	SR	7.57m	24-10	0.7	0.10	0.80
▶ LJ	29	Daryl BAPTISTE	JR	7.50m	24-7¾	0.075	0.00	0.08
Team Total								2.60

89



Southeast Missouri

Ohio Valley Conference

Event	Scrd As	Athlete	Yr	Scored Mark	Date	Pl. Pts.	Bonus	TOTAL
Scored bests come from CURRENT season								
▶ WT	32	Craig ROBINSON	JR	19.16m	62-10½	0.03	0.00	0.03
Scored bests come from PRE-SEASON DATA								
▶ SP	13	Josh UCHTMAN	SR	18.49m	60-8	3	0.34	3.34
▶ WT	28	Josh UCHTMAN	SR	19.33m	63-5	0.1	0.00	0.10
Team Total								3.47

"Scrd As", short for "Scored As", Standing used for place points portion of performance's score combining preseason data (when applied) to current season data

Numbers in BLACK are both the performance's actual NCAA rank AND "scored as" rank Numbers in RED indicate actual NCAA rank does not exist or is worse than "scored as" rank Numbers in BLUE indicate actual NCAA rank is better than "scored as" rank

USTFCCCA Non-Member

Non-Member Schools Will NOT be ranked, beginning Week 2



2012 Indoor Track & Field, Preseason

Only those who score >0.01 pts are shown
D denotes multiple-event rule in affect

MEN

93



Northern Iowa

Missouri Valley Conference

Event	Scrd As	Athlete	Yr	Scored Mark		Date	Pl. Pts.	Bonus	TOTAL
Scored bests come from PRE-SEASON DATA									
▶ 800m	28	Aaron STOCKSTELL	SR	1:49.45		3/4/11	0.1	0.03	0.13
▶ HJ	25	Travis LEUER	SR	2.15m	7-½	1/15/11	0.2	0.00	0.20
▶ PV	22	Daniel GOORIS	SR	5.20m	17-¾	2/10/11	0.5	0.00	0.50
▶ SP	27	Justin ROMERO	SR	17.87m	58-7½	2/26/11	0.125	0.00	0.13
▶ HEPT	16	Daniel GOORIS	SR	5,517		1/28/11	1.25	0.21	1.46
Team Total									2.42

94




Ark.-Little Rock

Sun Belt Conference

Event	Scrd As	Athlete	Yr	Scored Mark	Date	Pl. Pts.	Bonus	TOTAL
Scored bests come from PRE-SEASON DATA								
200m	14	Demond BURNS	SR	21.00	2/27/11	2	0.39	2.39
Team Total								2.39

95



Connecticut

BIG EAST Conference

▼69

Event	Scrd As	Athlete	Yr	Scored Mark		Date	Pl. Pts.	Bonus	TOTAL
Scored bests come from CURRENT season									
▶ HJ	20	Noel JAMES	JR	2.16m	7-1	1/7/12	0.7	0.02	0.72
▶ LJ	17	Amanze WILLIAMS	FR	7.61m	24-11½	1/7/12	1	0.21	1.21
Scored bests come from PRE-SEASON DATA									
▶ 60m	32	Kevin STEINBERG	SR	6.73		1/15/11	0.03	0.00	0.03
▶ 800m	33	Tim BENNATAN	JR	1:49.60		2/25/11	0.02	0.00	0.02
▶ PV	34	Kyle DUGGAN	SR	5.15m	16-10½	2/4/11	0.015	0.00	0.01
▶ SP	24	Mike ALLEMAN	SR	17.96m	58-11½	2/11/11	0.3	0.00	0.30
Team Total									2.29

96



Charlotte

Atlantic 10 Conference

Event	Scrd As	Athlete	Yr	Scored Mark	Date	Pl. Pts.	Bonus	TOTAL
Scored bests come from PRE-SEASON DATA								
H60m	15	Isaac MCREYNOLDS	SR	7.78	1/14/11	1.5	0.50	2.00
Team Total								2.00

97



Michigan

Big Ten Conference

Event	Scrd As	Athlete	Yr	Scored Mark		Date	Pl. Pts.	Bonus	TOTAL
Scored bests come from PRE-SEASON DATA									
▶ HJ	25	Bradley JAMES	SO	2.15m	7-½	1/8/11	0.2	0.00	0.20
▶ SP	22	Cody RIFFLE	SO	18.00m	59-¾	1/8/11	0.5	0.00	0.50
▶ WT	17	Ethan DENNIS	SO	20.01m	65-7¾	1/15/11	1	0.17	1.17
Team Total									1.87

98



USF

BIG EAST Conference

Event	Scrd As	Athlete	Yr	Scored Mark	Date	Pl. Pts.	Bonus	TOTAL	
Scored bests come from PRE-SEASON DATA									
▶ H60m	16	David ARISTIL	SR	7.79	2/5/11	1.25	0.41	1.66	
▶ TJ	34	Shane LEWIS	SO	15.37m	50-5¼	2/5/11	0.015	0.00	0.015
▶ HEPT	28	Neamen WISE	JR	5,299	2/18/11	0.1	0.00	0.10	
Team Total								1.78	

99



Monmouth

Northeast Conference

Event	Scrd As	Athlete	Yr	Scored Mark		Date	Pl. Pts.	Bonus	TOTAL
Scored bests come from PRE-SEASON DATA									
► SP	15	Vincent ELARDO	SR	18.31m	60-1	1/21/11	1.5	0.20	1.70
Team Total									1.70

100



Sacred Heart

Northeast Conference

Event	Scrd As	Athlete	Yr	Scored Mark	Date	Pl. Pts.	Bonus	TOTAL
Scored bests come from PRE-SEASON DATA								
H60m	16	Bertony JEAN-LOUIS	SR	7.79	3/5/11	1.25	0.41	1.66
Team Total								1.66

"Scrd As", short for "Scored As", Standing used for place points portion of performance's score combining preseason data (when applied) to current season data

Numbers in BLACK are both the performance's actual NCAA rank AND "scored as" rank Numbers in RED indicate actual NCAA rank does not exist or is worse than "scored as" rank Numbers in BLUE indicate actual NCAA rank is better than "scored as" rank

USTFCCCA Non-Member

Non-Member Schools Will NOT be ranked, beginning Week 2



2012 Indoor Track & Field, Preseason

Only those who score >0.01 pts are shown
D denotes multiple-event rule in affect

MEN

101

Navy
Patriot League

Event	Scrd As	Athlete	Yr	Scored Mark	Date	Pl. Pts.	Bonus	TOTAL
Scored bests come from PRE-SEASON DATA								
3000m	17	Cody ROME	SR	7:55.12	3/4/11	1	0.61	1.61
Team Total								1.61

102

Wichita State
Missouri Valley Conference

Event	Scrd As	Athlete	Yr	Scored Mark	Date	Pl. Pts.	Bonus	TOTAL
Scored bests come from PRE-SEASON DATA								
200m	39	Todd MCKOWN	SR	21.26	2/4/11		0.03	0.03
H60m	21	Lawson MONTGOMERY	SR	7.84	2/4/11	0.6	0.12	0.72
H60m	23	Todd MCKOWN	SR	7.85	2/26/11	0.4	0.08	0.48
HJ	33	Brandon CHILDS	JR	2.14m	7-¾ 2/4/11	0.02	0.00	0.02
LJ	26	Austin BAHNER	SO	7.53m	24-8¾ 2/26/11	0.15	0.00	0.15
Team Total								1.40

103

Rutgers
BIG EAST Conference

Event	Scrd As	Athlete	Yr	Scored Mark	Date	Pl. Pts.	Bonus	TOTAL
Scored bests come from PRE-SEASON DATA								
TJ	20	Devin JONES	SO	15.59m	51-1¾ 3/5/11	0.7	0.10	0.80
TJ	23	Kevin BOSTICK	SR	15.58m	51-1¾ 3/5/11	0.4	0.08	0.48
Team Total								1.28

104

Oregon State
Pacific-12 Conference

Event	Scrd As	Athlete	Yr	Scored Mark	Date	Pl. Pts.	Bonus	TOTAL
Scored bests come from PRE-SEASON DATA								
HJ	18	Obum GWACHAM	JR	2.17m	7-1¾ 3/5/11	0.9	0.13	1.03
Team Total								1.03

105

Western Carolina
Southern Conference

Event	Scrd As	Athlete	Yr	Scored Mark	Date	Pl. Pts.	Bonus	TOTAL
Scored bests come from PRE-SEASON DATA								
LJ	19	Lawren WILLARD	JR	7.59m	24-11 2/26/11	0.8	0.15	0.95
Team Total								0.95

106

Prairie View A&M
Southwestern Athletic Conference

Event	Scrd As	Athlete	Yr	Scored Mark	Date	Pl. Pts.	Bonus	TOTAL
Scored bests come from CURRENT season								
TJ	19	Preston WOODARD	SO	15.60m	51-2¾ 1/6/12	0.8	0.11	0.91
Team Total								0.91

107

Manhattan
Metro Atlantic Athletic Conference

Event	Scrd As	Athlete	Yr	Scored Mark	Date	Pl. Pts.	Bonus	TOTAL
Scored bests come from PRE-SEASON DATA								
PV	34	Brian MCGOVERN	JR	5.15m	16-10¾ 3/5/11	0.015	0.00	0.01
HEPT	19	Felix SILJEBACK-LARSEN	JR	5,402	3/5/11	0.8	0.00	0.80
Team Total								0.82

108

Eastern Kentucky
Ohio Valley Conference

Event	Scrd As	Athlete	Yr	Scored Mark	Date	Pl. Pts.	Bonus	TOTAL
Scored bests come from PRE-SEASON DATA								
3000m	26	Soufiane BOUCHIKHI	JR	7:59.53	3/4/11	0.15	0.03	0.18
3000m	32	Ben CHERUIYOT	SR	8:01.38	2/25/11	0.03	0.00	0.03
5000m	23	Ben CHERUIYOT	SR	13:54.84	3/4/11	0.4	0.21	0.61
Team Total								0.81

"Scrd As", short for "Scored As", Standing used for place points portion of performance's score combining preseason data (when applied) to current season data

Numbers in BLACK are both the performance's actual NCAA rank AND "scored as" rank Numbers in RED indicate actual NCAA rank does not exist or is worse than "scored as" rank Numbers in BLUE indicate actual NCAA rank is better than "scored as" rank

USTFCCCA Non-Member

Non-Member Schools Will NOT be ranked, beginning Week 2




2012 Indoor Track & Field, Preseason

Only those who score >0.01 pts are shown
D denotes multiple-event rule in affect

MEN

109



Sacramento State

Big Sky Conference

Event	Scrd As	Athlete	Yr	Scored Mark	Date	Pl. Pts.	Bonus	TOTAL
Scored bests come from PRE-SEASON DATA								
▶ 60m	27	Andy WHITE	SR	6.72	2/25/11	0.125	0.04	0.16
▶ HEPT	21	Sam SCHUR	SR	5,375	2/25/11	0.6	0.00	0.60
Team Total								0.76

110



Bethune-Cookman

Mid-Eastern Athletic Conference

Event	Scrd As	Athlete	Yr	Scored Mark	Date	Pl. Pts.	Bonus	TOTAL
Scored bests come from CURRENT season								
▶ H60m	21	Kemar CLARKE	SR	7.84	12/3/11	0.6	0.12	0.72
Team Total								0.72

111



Tennessee

Southeastern Conference

▼72

Event	Scrd As	Athlete	Yr	Scored Mark		Date	Pl. Pts.	Bonus	TOTAL
Scored bests come from PRE-SEASON DATA									
▶ PV	30	Robert RASNICK	SR	5.17m	16-11½	2/25/11	0.05	0.00	0.05
▶ LJ	21	Desmond BROWN	JR	7.54m	24-9	2/25/11	0.6	0.02	0.62
Team Total									0.67

112



Long Island

Northeast Conference

Event	Scrd As	Athlete	Yr	Scored Mark		Date	Pl. Pts.	Bonus	TOTAL
Scored bests come from PRE-SEASON DATA									
▶ 4x400	19			3:09.17		3/5/11	0.3	0.14	0.44
▶ LJ	26	Brian RICHARDS	JR	7.53m	24-8½	2/4/11	0.15	0.00	0.15
Team Total									0.59

113



Grambling State

Southwestern Athletic Conference

Event	Scrd As	Athlete	Yr	Scored Mark	Date	Pl. Pts.	Bonus	TOTAL
Scored bests come from PRE-SEASON DATA								
▶ 200m	26	Akeem WILLIAMS	JR	21.13	2/26/11	0.15	0.20	0.35
▶ 400m	26	Akeem WILLIAMS	JR	47.12	2/26/11	0.15	0.01	0.16
Team Total								0.51

114



Arkansas State

Sun Belt Conference

Event	Scrd As	Athlete	Yr	Scored Mark	Date	Pl. Pts.	Bonus	TOTAL	
Scored bests come from PRE-SEASON DATA									
► PV	22	Ethan SANDUSKY	SO	5.20m	17-¾	2/27/11	0.5	0.00	0.50
Team Total								0.50	

114



Rice

Conference USA

Event	Scrd As	Athlete	Yr	Scored Mark		Date	Pl. Pts.	Bonus	TOTAL
Scored bests come from PRE-SEASON DATA									
▶ PV	22	Alec HSU	JR	5.20m	17-¾	2/25/11	0.5	0.00	0.50
Team Total									0.50

116



Iowa State

Big 12 Conference

Event	Scrd As	Athlete	Yr	Scored Mark	Date	Pl. Pts.	Bonus	TOTAL
Scored bests come from PRE-SEASON DATA								
▶ 60m	27	Ian WARNER	SR	6.72	2/10/11	0.125	0.04	0.16
▶ HEPT	24	Jamal CURRICA	SR	5,324	2/25/11	0.3	0.00	0.30
Team Total								0.46

"Scrd As", short for "Scored As", Standing used for place points portion of performance's score combining preseason data (when applied) to current season data

Numbers in BLACK are both the performance's actual NCAA rank AND "scored as" rank Numbers in RED indicate actual NCAA rank does not exist or is worse than "scored as" rank Numbers in BLUE indicate actual NCAA rank is better than "scored as" rank

USTFCCCA Non-Member

Non-Member Schools Will NOT be ranked, beginning Week 2



2012 Indoor Track & Field, Preseason

Only those who score >0.01 pts are shown
D denotes multiple-event rule in affect

MEN

117



Illinois State

Missouri Valley Conference

Event	Scrd As	Athlete	Yr	Scored Mark		Date	Pl. Pts.	Bonus	TOTAL
Scored bests come from CURRENT season									
▶ SP	26	Curtis JENSEN	JR	17.92m	58-9½	12/3/11	0.15	0.00	0.15
Scored bests come from PRE-SEASON DATA									
▶ WT	24	Akil MILLS	SO	19.55m	64-1¼	2/4/11	0.3	0.00	0.30
Team Total									0.45

118



Kent State

Mid-American Conference

Event	Scrd As	Athlete	Yr	Scored Mark		Date	Pl. Pts.	Bonus	TOTAL
Scored bests come from CURRENT season									
▶ 60m	32	Princeton BRYSON	SR	6.73		12/9/11	0.03	0.00	0.03
Scored bests come from PRE-SEASON DATA									
▶ 200m	35	Princeton BRYSON	SR	21.21		2/25/11	0.01	0.10	0.11
▶ HJ	33	Kenneth AGEE	JR	2.14m	7-¾	2/19/11	0.02	0.00	0.02
▶ TJ	29	Rob FALCHI	SR	15.42m	50-7¼	2/25/11	0.075	0.00	0.08
▶ SP	34	Aaron CRABTREE	SR	17.71m	58-1¼	1/21/11	0.015	0.00	0.01
▶ WT	29	Aaron CRABTREE	SR	19.27m	63-2¼	12/10/10	0.075	0.00	0.08
▶ HEPT	27	Dexter SHREVE	JR	5,304		2/25/11	0.125	0.00	0.13
Team Total									0.45

119



Wyoming

Mountain West Conference

Event	Scrd As	Athlete	Yr	Scored Mark		Date	Pl. Pts.	Bonus	TOTAL
Scored bests come from CURRENT season									
▶ WT	23	Joe PLANTE	SR	19.56m	64-2¼	12/2/11	0.4	0.00	0.40
Team Total									0.40

120



Missouri

Big 12 Conference

▼94

Event	Scrd As	Athlete	Yr	Scored Mark	Date	Pl. Pts.	Bonus	TOTAL	
Scored bests come from PRE-SEASON DATA									
▶ 60m	32	Kenneth CHAMBERS	SO	6.73	2/25/11	0.03	0.00	0.03	
▶ 800m	27	Blake IRWIN		1:49.31	2/13/10	0.125	0.08	0.20	
▶ SP	33	Brooks MOSIER	JR	17.72m	58-1¼	2/10/11	0.02	0.00	0.02
Team Total								0.25	

121



Georgia Tech

Atlantic Coast Conference

Event	Scrd As	Athlete	Yr	Scored Mark	Date	Pl. Pts.	Bonus	TOTAL
Scored bests come from PRE-SEASON DATA								
▶ 400m	25	Antonio MCKAY, JR.	SR	47.09	2/4/11	0.2	0.03	0.23
Team Total								0.23

122



Central Connecticut St

Northeast Conference

Event	Scrd As	Athlete	Yr	Scored Mark	Date	Pl. Pts.	Bonus	TOTAL
Scored bests come from PRE-SEASON DATA								
► 200m	30	Aaron RADDEN	JR	21.17	2/25/11	0.05	0.15	0.20
Team Total								0.20

123



Maryland

Atlantic Coast Conference

▼79

Event	Scrd As	Athlete	Yr	Scored Mark	Date	Pl. Pts.	Bonus	TOTAL	
Scored bests come from PRE-SEASON DATA									
► HJ	25	Jon HILL	JR	2.15m	7-½	2/24/11	0.2	0.00	0.20
Team Total								0.20	

124



Southern Miss

Conference USA

Event	Scrd As	Athlete	Yr	Scored Mark	Date	Pl. Pts.	Bonus	TOTAL
Scored bests come from CURRENT season								
▶ 60m	27	Justin SIMS	JR	6.72	12/7/11	0.125	0.04	0.16
Team Total								0.16

125



East Carolina

Conference USA

Event	Scrd As	Athlete	Yr	Scored Mark		Date	Pl. Pts.	Bonus	TOTAL
Scored bests come from CURRENT season									
▶ H60m	32	Joseph SAMUELS	JR	7.91		12/4/11	0.03	0.00	0.03
▶ WT	34	Montrell MORROW	JR	19.05m	62-6	12/4/11	0.015	0.00	0.015
Scored bests come from PRE-SEASON DATA									
▶ SP	30	Dennis ALIOTTA	SR	17.81m	58-5½	2/25/11	0.05	0.00	0.05
Team Total									0.09

"Scrd As", short for "Scored As", Standing used for place points portion of performance's score combining preseason data (when applied) to current season data

Numbers in BLACK are both the performance's actual NCAA rank AND "scored as" rank Numbers in RED indicate actual NCAA rank does not exist or is worse than "scored as" rank Numbers in BLUE indicate actual NCAA rank is better than "scored as" rank

USTFCCCA Non-Member

Non-Member Schools Will NOT be ranked, beginning Week 2



2012 Indoor Track & Field, Preseason

Only those who score >0.01 pts are shown
D denotes multiple-event rule in affect

MEN

126



Louisiana-Lafayette

Sun Belt Conference

Event	Scrd As	Athlete	Yr	Scored Mark	Date	Pl. Pts.	Bonus	TOTAL
Scored bests come from PRE-SEASON DATA								
WT	30	Garrett HARKLESS	SR	19.20m 63-0	1/15/11	0.05	0.00	0.05
Team Total								0.05

126



North Dakota State

The Summit League

Event	Scrd As	Athlete	Yr	Scored Mark	Date	Pl. Pts.	Bonus	TOTAL
Scored bests come from PRE-SEASON DATA								
HEPT	30	Andy LILLEJORD	SO	5,261	2/27/11	0.05	0.00	0.05
Team Total								0.05

126



Rhode Island

Atlantic 10 Conference

Event	Scrd As	Athlete	Yr	Scored Mark	Date	Pl. Pts.	Bonus	TOTAL
Scored bests come from PRE-SEASON DATA								
TJ	30	Ronald WOODLEY	JR	15.41m 50-6½	2/25/11	0.05	0.00	0.05
Team Total								0.05

126



South Carolina State

Mid-Eastern Athletic Conference

Event	Scrd As	Athlete	Yr	Scored Mark	Date	Pl. Pts.	Bonus	TOTAL
Scored bests come from PRE-SEASON DATA								
TJ	30	Marcus STEPHENS	SR	15.41m 50-6½	2/4/11	0.05	0.00	0.05
Team Total								0.05

130



Texas Southern

Southwestern Athletic Conference

Event	Scrd As	Athlete	Yr	Scored Mark	Date	Pl. Pts.	Bonus	TOTAL
Scored bests come from PRE-SEASON DATA								
H60m	31	Sheldon WILKINSON	SR	7.90	1/21/11	0.04	0.00	0.04
Team Total								0.04

131



Pittsburgh

BIG EAST Conference

Event	Scrd As	Athlete	Yr	Scored Mark	Date	Pl. Pts.	Bonus	TOTAL
Scored bests come from CURRENT season								
4x400	22	Murray, Lowery, Cowsette, Spratling		3:09.68	1/7/12	0	0.04	0.04
Team Total								0.04

132



Milwaukee

Horizon League

Event	Scrd As	Athlete	Yr	Scored Mark	Date	Pl. Pts.	Bonus	TOTAL
Scored bests come from PRE-SEASON DATA								
HEPT	32	Ben CROGAN	SR	5,246	1/28/11	0.03	0.00	0.03
Team Total								0.03

132



Youngstown State

Horizon League

Event	Scrd As	Athlete	Yr	Scored Mark	Date	Pl. Pts.	Bonus	TOTAL
Scored bests come from CURRENT season								
SP	32	Bobby GRACE	JR	17.73m 58-2	12/2/11	0.03	0.00	0.03
Team Total								0.03

134



Coppin State

Mid-Eastern Athletic Conference

Event	Scrd As	Athlete	Yr	Scored Mark	Date	Pl. Pts.	Bonus	TOTAL
Scored bests come from PRE-SEASON DATA								
HJ	33	Brandon BASKERVILLE	SO	2.14m 7-¼	2/25/11	0.02	0.00	0.02
Team Total								0.02

134



Dartmouth

Ivy League

Event	Scrd As	Athlete	Yr	Scored Mark	Date	Pl. Pts.	Bonus	TOTAL
Scored bests come from PRE-SEASON DATA								
800m	33	Anthony ROMANIW	JR	1:49.60	2/26/11	0.02	0.00	0.02
Team Total								0.02

"Scrd As", short for "Scored As", Standing used for place points portion of performance's score combining preseason data (when applied) to current season data

Numbers in BLACK are both the performance's actual NCAA rank AND "scored as" rank Numbers in RED indicate actual NCAA rank does not exist or is worse than "scored as" rank Numbers in BLUE indicate actual NCAA rank is better than "scored as" rank

USTFCCCA Non-Member

Non-Member Schools Will NOT be ranked, beginning Week 2



2012 Indoor Track & Field, Preseason

Only those who score >0.01 pts are shown
 D denotes multiple-event rule in affect

MEN

134



Kennesaw State

Atlantic Sun Conference

Event	Scrd As	Athlete	Yr	Scored Mark	Date	Pl. Pts.	Bonus	TOTAL	
Scored bests come from PRE-SEASON DATA									
► HJ	33	Cameron ZEMAN	JR	2.14m	7-¾	2/18/11	0.02	0.00	0.02
Team Total								0.02	

134



St. Francis (N.Y.)

Northeast Conference

Event	Scrd As	Athlete	Yr	Scored Mark	Date	Pl. Pts.	Bonus	TOTAL	
Scored bests come from PRE-SEASON DATA									
HJ	33	David FAJOYOMI	SO	2.14m	7-¾	1/28/11	0.02	0.00	0.02
Team Total								0.02	

134



Syracuse

BIG EAST Conference

Event	Scrd As	Athlete	Yr	Scored Mark	Date	Pl. Pts.	Bonus	TOTAL
Scored bests come from PRE-SEASON DATA								
► H60m	33	Amadou GUEYE	JR	7.92	2/18/11	0.02	0.00	0.02
Team Total								0.02

139



Samford

Southern Conference

Event	Scrd As	Athlete	Yr	Scored Mark	Date	Pl. Pts.	Bonus	TOTAL	
Scored bests come from CURRENT season									
► PV	34	Michael SEAMAN	SR	5.15m	16-10%	12/7/11	0.015	0.00	0.01
Team Total								0.01	

"Scrd As", short for "Scored As", Standing used for place points portion of performance's score combining preseason data (when applied) to current season data

Numbers in BLACK are both the performance's actual NCAA rank AND "scored as" rank Numbers in RED indicate actual NCAA rank does not exist or is worse than "scored as" rank Numbers in BLUE indicate actual NCAA rank is better than "scored as" rank

USTFCCCA Non-Member

Non-Member Schools Will NOT be ranked, beginning Week 2



2012 Indoor Track & Field, Preseason

Only those who score >0.01 pts are shown
D denotes multiple-event rule in affect

WOMEN



Oregon

Pacific-12 Conference

unch

Event	Scrd As	Athlete	Yr	Scored Mark	Date	Pl. Pts.	Bonus	TOTAL	
Scored bests come from PRE-SEASON DATA									
▶ 60m	2	Amber PURVIS	SR	7.20	3/12/11	18	2.08	20.08	
▶ 60m	8	English GARDNER	SO	7.29	1/15/11	8	0.90	8.90	
▶ 200m	6	Amber PURVIS	SR	23.17	3/12/11	10	1.20	11.20	
▶ 800m	8	Anne KESSELRING	JR	2:04.70	2/25/11	D 8	1.27	3.27	
▶ 800m	9	Laura ROESLER	SO	2:04.93	2/25/11	7	1.08	8.08	
▶ 800m	20	Becca FRIDAY	JR	2:06.53	3/5/11	0.7	0.27	0.97	
▶ Mile	2	Jordan HASAY	JR	4:33.01	3/12/11	18	2.40	20.40	
▶ Mile	3	Anne KESSELRING	JR	4:34.96	3/12/11	16	1.73	17.73	
▶ Mile	10	Alex KOSINSKI	SR	4:38.21	2/25/11	D 6	0.69	2.69	
▶ 3000m	2	Jordan HASAY	JR	9:05.42	1/28/11	D 18	2.13	4.13	
▶ 3000m	3	Alex KOSINSKI	SR	9:08.60	1/28/11	16	1.60	17.60	
▶ 3000m	32	Bronwyn CROSSMAN	JR	9:23.84	2/25/11	0.03	0.00	0.03	
▶ 5000m	1	Alex KOSINSKI	SR	15:44.60	2/11/11	20	2.71	22.71	
▶ 5000m	21	Bronwyn CROSSMAN	JR	16:13.73	2/11/11	0.6	0.23	0.83	
▶ H60m	20	Brianne THEISEN	SR	8.35	3/12/11	0.7	0.21	0.91	
▶ 4x400	11			3:34.98	3/12/11	2	0.65	2.65	
▶ DMR	2			10:52.90	3/12/11	18	3.19	21.19	
▶ HJ	7	Brianne THEISEN	SR	1.84m	6-½	3/12/11	9	1.03	10.03
▶ LJ	20	Lauryn NEWSON	SR	6.15m	20-2¼	2/25/11	0.7	0.17	0.87
▶ PENT	1	Brianne THEISEN	SR	4,540	3/12/11	20	5.97	25.97	
Team Total								200.25	



LSU

Southeastern Conference

▲ 1

Event	Scrd As	Athlete	Yr	Scored Mark	Date	Pl. Pts.	Bonus	TOTAL	
Scored bests come from PRE-SEASON DATA									
▶ 60m	3	Semoy HACKETT	SR	7.22	3/12/11	16	1.82	17.82	
▶ 60m	10	Kimberlyn DUNCAN	JR	7.30	2/4/11	6	0.80	6.80	
▶ 60m	19	Toshika SYLVESTER	SO	7.37	2/4/11	0.8	0.23	1.03	
▶ 200m	1	Kimberlyn DUNCAN	JR	22.78	2/25/11	20	2.71	22.71	
▶ 200m	2	Semoy HACKETT	SR	22.84	2/25/11	18	2.47	20.47	
▶ 200m	3	Rebecca ALEXANDER	SR	22.96	2/25/11	16	2.01	18.01	
▶ 200m	29	Cassandra TATE	SR	23.80	1/22/11	0.075	0.00	0.08	
▶ 400m	8	Rebecca ALEXANDER	SR	53.03	2/25/11	D 8	1.05	3.05	
▶ 400m	10	Cassandra TATE	SR	53.15	3/5/11	6	0.84	6.84	
▶ 400m	20	Jonique DAY	SR	53.72	2/25/11	0.7	0.22	0.92	
▶ 800m	7	Charlene LIPSEY	JR	2:04.55	3/5/11	9	1.39	10.39	
▶ H60m	5	Jasmin STOWERS	SO	8.12	3/12/11	12	1.37	13.37	
▶ 4x400	3			3:30.37	3/12/11	16	2.81	18.81	
▶ PV	14	Rachel LAURENT	SR	4.16m	13-7½	3/4/11	2	0.30	2.30
▶ TJ	34	Lynnika PITTS	SO	12.51m	41-½	1/28/11	0.015	0.00	0.01
Team Total								142.61	

"Scrd As", short for "Scored As", Standing used for place points portion of performance's score combining preseason data (when applied) to current season data

Numbers in BLACK are both the performance's actual NCAA rank AND "scored as" rank Numbers in RED indicate actual NCAA rank does not exist or is worse than "scored as" rank Numbers in BLUE indicate actual NCAA rank is better than "scored as" rank

USTFCCCA Non-Member

Non-Member Schools Will NOT be ranked, beginning Week 2



2012 Indoor Track & Field, Preseason

Only those who score >0.01 pts are shown
D denotes multiple-event rule in affect

WOMEN

3



Arkansas

Southeastern Conference

▲ 1

Event	Scrd As	Athlete	Yr	Scored Mark	Date	Pl. Pts.	Bonus	TOTAL	
Scored bests come from CURRENT season									
▶ H60m	25	Ivanique KEMP	JR	8.36	1/6/12	0.2	0.18	0.38	
Scored bests come from PRE-SEASON DATA									
▶ 200m	13	Regina GEORGE	JR	23.43	2/25/11	D	3	0.52	2.52
▶ 400m	2	Regina GEORGE	JR	52.30	3/12/11	18	2.37	20.37	
▶ 400m	4	Whitney JONES	SR	52.79	2/25/11	14	1.48	15.48	
▶ 800m	11	Stephanie BROWN	JR	2:05.46	3/4/11	5	0.69	5.69	
▶ 800m	24	Samantha LEARCH	SR	2:07.08	3/4/11	0.3	0.12	0.42	
▶ Mile	14	Kristen GILLESPIE	SR	4:39.88	2/11/11	2	0.38	2.38	
▶ H60m	20	Brittany HYTER	SR	8.35	2/25/11	0.7	0.21	0.91	
▶ 4x400	2			3:30.08	3/12/11	18	2.98	20.98	
▶ DMR	7			11:02.45	2/4/11	8	1.39	9.39	
▶ HJ	20	Makeba ALCIDE	JR	1.79m	5-10%	0.7	0.11	0.81	
▶ PV	1	Tina SUTEJ	SR	4.54m	14-10%	20	4.55	24.55	
▶ PV	4	Tara DIEBOLD	SR	4.30m	14-1%	14	1.41	15.41	
▶ LJ	33	Whitney JONES	SR	6.05m	19-10%	0.02	0.00	0.02	
▶ PENT	11	Makeba ALCIDE	JR	3,959	2/25/11	5	0.42	5.42	
▶ PENT	25	Leah ORLEY	JR	3,763	1/28/11	0.2	0.00	0.20	
Team Total								124.92	

4



Texas

Big 12 Conference

▼ 2

Event	Scrd As	Athlete	Yr	Scored Mark	Date	Pl. Pts.	Bonus	TOTAL
Scored bests come from PRE-SEASON DATA								
▶ 60m	34	Allison PETER	SO	7.44	1/14/11	0.015	0.00	0.01
▶ 200m	18	Christy UDOH	SO	23.56	3/4/11	0.9	0.28	1.18
▶ 200m	25	Briana NELSON	SO	23.75	2/25/11	0.2	0.05	0.25
▶ 200m	29	Angele COOPER	SR	23.80	2/25/11	0.075	0.00	0.08
▶ 400m	1	Briana NELSON	SO	52.18	2/25/11	20	2.59	22.59
▶ 400m	3	Angele COOPER	SR	52.69	1/28/11	16	1.66	17.66
▶ 400m	11	Kendra CHAMBERS	JR	53.23	3/4/11	5	0.70	5.70
▶ 400m	11	Stacey-Ann SMITH	SR	53.23	2/25/11	5	0.70	5.70
▶ 400m	33	Alicia PETERSON	JR	54.14	2/11/11	0.02	0.00	0.02
▶ 3000m	31	Mia BEHM	SR	9:23.19	1/28/11	0.04	0.00	0.04
▶ 5000m	6	Mia BEHM	SR	15:58.34	2/11/11	10	1.29	11.29
▶ 4x400	4			3:31.11	3/12/11	14	2.38	16.38
▶ DMR	17			11:14.53	2/25/11	0.5	0.00	0.50
▶ HJ	2	Shanay BRISCOE	SO	1.87m	6-1½	18	2.09	20.09
▶ HJ	7	Victoria LUCAS	SR	1.84m	6-¾	9	1.03	10.03
▶ PV	27	Natasha MASTERSON	JR	4.02m	13-2½	0.125	0.00	0.13
▶ LJ	24	A'Lexus BRANNON	SO	6.12m	20-1	0.3	0.05	0.35
▶ SP	25	Amanda VAN DYKE	SR	15.91m	52-2½	0.2	0.00	0.20
▶ SP	29	Helen UBABUIKE	JR	15.64m	51-3¾	0.075	0.00	0.08
Team Total								112.27

"Scrd As", short for "Scored As", Standing used for place points portion of performance's score combining preseason data (when applied) to current season data

Numbers in BLACK are both the performance's actual NCAA rank AND "scored as" rank Numbers in RED indicate actual NCAA rank does not exist or is worse than "scored as" rank Numbers in BLUE indicate actual NCAA rank is better than "scored as" rank

USTFCCCA Non-Member

Non-Member Schools Will NOT be ranked, beginning Week 2



2012 Indoor Track & Field, Preseason

Only those who score >0.01 pts are shown
D denotes multiple-event rule in affect

WOMEN

5



Clemson

Atlantic Coast Conference

▲ 6

Event	Scrd As	Athlete	Yr	Scored Mark	Date	Pl. Pts.	Bonus	TOTAL
Scored bests come from CURRENT season								
H60m	20	Kendra HARRISON	FR	8.35	12/3/11	0.7	0.21	0.91
Scored bests come from PRE-SEASON DATA								
60m	3	Stormy KENDRICK	JR	7.22	1/21/11	16	1.82	17.82
60m	11	Jasmine EDGERSON	JR	7.32	2/24/11	5	0.63	5.63
200m	11	Stormy KENDRICK	JR	23.29	2/24/11	5	0.87	5.87
200m	15	Marlena WESH	JR	23.47	2/24/11	1.5	0.42	1.92
400m	5	Marlena WESH	JR	52.88	3/12/11	12	1.32	13.32
3000m	26	Kimberly RUCK	SR	9:21.34	2/24/11	0.15	0.10	0.25
5000m	29	Kimberly RUCK	SR	16:23.47	3/4/11	0.075	0.00	0.08
H60m	1	Brianna ROLLINS	JR	7.96	3/12/11	20	2.77	22.77
H60m	7	Jasmine EDGERSON	JR	8.17	2/24/11	9	1.07	10.07
H60m	8	Bridgette OWENS	SO	8.21	2/24/11	8	0.84	8.84
H60m	27	Monique GRACIA	SR	8.37	2/24/11	0.125	0.15	0.28
4x400	21			3:37.26	2/24/11	0.1	0.01	0.11
LJ	10	Jasmine BRUNSON	JR	6.24m	20-5% 2/24/11	6	0.65	6.65
TJ	14	Jasmine BRUNSON	JR	12.75m	41-10 2/24/11	2	0.22	2.22
WT	4	Brittney WALLER	JR	20.79m	68-2½ 2/4/11	14	1.04	15.04
PENT	30	Karine FARIAS	JR	3,727	1/28/11	0.05	0.00	0.05
Team Total								111.83

6



UCF

Conference USA

▲ 15

Event	Scrd As	Athlete	Yr	Scored Mark	Date	Pl. Pts.	Bonus	TOTAL
Scored bests come from PRE-SEASON DATA								
60m	1	Aurieyall SCOTT	SO	7.19	3/12/11	20	2.22	22.22
60m	5	Dominique BOOKER	SO	7.24	2/11/11	12	1.55	13.55
60m	23	Sheila PAUL	SR	7.38	2/11/11	0.4	0.19	0.59
200m	5	Aurieyall SCOTT	SO	23.16	3/12/11	12	1.24	13.24
200m	8	Dominique BOOKER	SO	23.26	1/28/11	8	0.95	8.95
200m	16	Sheila PAUL	SR	23.55	2/25/11	1.25	0.29	1.54
H60m	4	Jackie COWARD	SR	8.06	3/12/11	14	1.87	15.87
4x400	6			3:34.00	3/4/11	10	1.01	11.01
LJ	6	Sonnisha WILLIAMS	JR	6.32m	20-9 1/21/11	10	1.28	11.28
LJ	14	Jennifer CLAYTON	SO	6.21m	20-4½ 2/4/11	2	0.42	2.42
Team Total								100.67

7



BYU

West Coast Conference

▲ 8

Event	Scrd As	Athlete	Yr	Scored Mark	Date	Pl. Pts.	Bonus	TOTAL
Scored bests come from PRE-SEASON DATA								
400m	25	Natalie STEWART	SR	53.90	2/24/11	0.2	0.12	0.32
800m	2	Katie PALMER	SR	2:04.02	2/24/11	18	1.83	19.83
800m	3	Lacey BLEAZARD	SR	2:04.09	3/12/11	16	1.77	17.77
5000m	22	Morgan HAWS	JR	16:14.01	2/11/11	0.5	0.22	0.72
5000m	33	Katy ANDREWS	SR	16:26.42	2/4/11	0.02	0.00	0.02
DMR	8			11:03.70	2/4/11	6	1.15	7.15
HJ	4	Ada ROBINSON	SR	1.86m	6-1¼ 2/11/11	14	1.69	15.69
HJ	10	Diana BLAUER	SR	1.82m	5-11½ 1/21/11	6	0.52	6.52
PV	6	Rachel FISHER	JR	4.26m	13-11¼ 3/5/11	10	1.03	11.03
PV	10	Christen BOTTERON	SR	4.22m	13-10 2/24/11	6	0.65	6.65
PV	27	Kelli EHARDT	SR	4.02m	13-2¼ 2/24/11	0.125	0.00	0.13
Team Total								85.81

8



Texas Tech

Big 12 Conference

▲ 28

Event	Scrd As	Athlete	Yr	Scored Mark	Date	Pl. Pts.	Bonus	TOTAL
Scored bests come from PRE-SEASON DATA								
60m	19	Terra EVANS	SR	7.37	2/11/11	0.8	0.23	1.03
60m	34	Erica ALEXANDER	SR	7.44	2/11/11	0.015	0.00	0.01
400m	19	Taylor EVANS	SR	53.68	2/18/11	0.8	0.24	1.04
400m	24	Candace JACKSON	JR	53.89	2/18/11	0.3	0.12	0.42
800m	15	Caroline JEPLETING	SR	2:05.95	3/4/11	1.5	0.42	1.92
5000m	27	Rose TANUI	SR	16:19.78	3/4/11	0.125	0.03	0.15
H60m	29	Katie GRIMES	JR	8.38	3/5/11	0.075	0.12	0.20
4x400	15			3:36.33	3/5/11	0.7	0.18	0.88
DMR	6			11:01.04	3/12/11	10	1.65	11.65
PV	3	Shade WEYGANDT	JR	4.40m	14-5¼ 1/21/11	16	2.57	18.57
LJ	15	Precious NWOKEY	SR	6.18m	20-3¼ 2/25/11	1.5	0.29	1.79
SP	7	Ifeatu OKAFOR	JR	17.10m	56-1¼ 2/25/11	9	1.04	10.04
SP	19	Kelly CLOSSE	SR	16.29m	53-5¼ 1/28/11	0.8	0.02	0.82
WT	13	Kelly CLOSSE	SR	20.26m	66-5¼ 2/25/11	3	0.39	3.39
PENT	3	Precious NWOKEY	SR	4,185	2/25/11	16	2.17	18.17
Team Total								70.09

"Scrd As", short for "Scored As", Standing used for place points portion of performance's score combining preseason data (when applied) to current season data

Numbers in BLACK are both the performance's actual NCAA rank AND "scored as" rank Numbers in RED indicate actual NCAA rank does not exist or is worse than "scored as" rank Numbers in BLUE indicate actual NCAA rank is better than "scored as" rank

USTFCCCA Non-Member

Non-Member Schools Will NOT be ranked, beginning Week 2



2012 Indoor Track & Field, Preseason

Only those who score >0.01 pts are shown
D denotes multiple-event rule in affect

WOMEN

9



Florida State

Atlantic Coast Conference

unch

Event	Scrd As	Athlete	Yr	Scored Mark	Date	Pl. Pts.	Bonus	TOTAL
Scored bests come from PRE-SEASON DATA								
▶ 60m	6	Marecia PEMBERTON	SO	7.26	3/5/11	10	1.29	11.29
▶ 800m	22	Violah LAGAT	SR	2:06.94	2/11/11	0.5	0.16	0.66
▶ Mile	4	Amanda WINSLOW	JR	4:35.16	3/12/11	14	1.66	15.66
▶ Mile	16	Hannah BROOKS	SR	4:40.35	3/4/11	1.25	0.33	1.58
▶ Mile	28	Jessica PARRY	SO	4:42.80	2/11/11	0.1	0.06	0.16
▶ 3000m	25	Jessica PARRY	SO	9:21.25	3/4/11	0.2	0.10	0.30
▶ LJ	3	Amy HARRIS	SR	6.43m	21-1¼ 2/24/11	16	2.40	18.40
▶ TJ	5	Michelle JENIJE	SR	13.19m	43-3¼ 2/11/11	12	1.72	13.72
▶ TJ	30	Amy HARRIS	SR	12.54m	41-1¼ 2/24/11	0.05	0.00	0.05
Team Total								61.82

10



Arizona

Pacific-12 Conference

▼ 3

Event	Scrd As	Athlete	Yr	Scored Mark	Date	Pl. Pts.	Bonus	TOTAL
Scored bests come from PRE-SEASON DATA								
▶ 400m	31	Georganne MOLINE	SR	54.09	2/25/11	0.04	0.01	0.05
▶ 3000m	18	Hannah MOEN	SR	9:18.53	2/25/11	0.9	0.25	1.15
▶ 5000m	14	Hannah MOEN	SR	16:10.01	2/25/11	2	0.35	2.35
▶ 5000m	20	Jennifer BERGMAN	JR	16:13.05	2/25/11	0.7	0.25	0.95
▶ H60m	15	Dahlys MARSHALL	SR	8.32	2/25/11	1.5	0.29	1.79
▶ 4x400	17			3:36.52	3/5/11	0.5	0.14	0.64
▶ HJ	1	Brigetta BARRETT	JR	1.92m	6-3¼ 2/25/11	20	4.08	24.08
▶ SP	2	Julie LABONTE	JR	17.60m	57-9 2/25/11	18	2.36	20.36
▶ SP	12	Baillie GIBSON	SO	16.95m	55-7½ 3/5/11	4	0.73	4.73
▶ SP	13	Alyssa HASSLEN	JR	16.91m	55-5¼ 2/12/11	3	0.67	3.67
Team Total								59.78

11



Ohio State

Big Ten Conference

▲ 29

Event	Scrd As	Athlete	Yr	Scored Mark	Date	Pl. Pts.	Bonus	TOTAL
Scored bests come from CURRENT season								
▶ 200m	32	Aisha CAVIN	FR	23.82	1/6/12	0.03	0.00	0.03
Scored bests come from PRE-SEASON DATA								
▶ 60m	7	Madison MCNARY	SR	7.27	2/26/11	9	1.16	10.16
▶ 60m	8	Christina MANNING	SR	7.29	2/26/11	8	0.90	8.90
▶ 60m	14	Ashlee ABRAHAM	JR	7.34	2/25/11	2	0.46	2.46
▶ 60m	28	Chesna SYKES	SO	7.42	2/26/11	0.1	0.02	0.12
▶ 200m	10	Christina MANNING	SR	23.28	2/26/11	6	0.90	6.90
▶ 200m	16	Madison MCNARY	SR	23.55	2/26/11	1.25	0.29	1.54
▶ 200m	20	Ashlee ABRAHAM	JR	23.65	2/25/11	0.7	0.17	0.87
▶ H60m	2	Christina MANNING	SR	8.01	2/26/11	18	2.32	20.32
▶ H60m	27	Christienne LINTON	JR	8.37	2/26/11	0.125	0.15	0.28
▶ HJ	20	Ashley GALBRAITH	SR	1.79m	5-10½ 1/28/11	0.7	0.11	0.81
▶ TJ	27	Kelcey MCKINNEY	SR	12.58m	41-3¼ 2/26/11	0.125	0.00	0.13
▶ WT	11	Maggie MULLEN	SR	20.27m	66-6 2/26/11	5	0.39	5.39
▶ WT	29	Alexis THOMAS	JR	19.16m	62-10½ 2/26/11	0.075	0.00	0.08
▶ PENT	34	Ashley GALBRAITH	SR	3,708	2/26/11	0.015	0.00	0.01
Team Total								57.99

12



Southern Illinois

Missouri Valley Conference

▲ 9

Event	Scrd As	Athlete	Yr	Scored Mark	Date	Pl. Pts.	Bonus	TOTAL
Scored bests come from CURRENT season								
▶ SP	5	Jeneva MCCALL	SR	17.38m	57-¼ A 12/3/11	12	1.69	13.69
▶ WT	1	Jeneva MCCALL	SR	23.02m	75-6¼ A 12/3/11	20	4.76	24.76
▶ WT	14	Rickael ROACH	SR	20.08m	65-10½ 12/3/11	2	0.26	2.26
Scored bests come from PRE-SEASON DATA								
▶ TJ	23	Malaikah LOVE	SR	12.68m	41-7¼ 2/4/11	0.4	0.11	0.51
▶ WT	11	Erin ATKINSON	SO	20.27m	66-6 2/26/11	5	0.39	5.39
▶ PENT	6	Malaikah LOVE	SR	4,054	3/12/11	10	1.08	11.08
Team Total								57.68

"Scrd As", short for "Scored As", Standing used for place points portion of performance's score combining preseason data (when applied) to current season data

Numbers in BLACK are both the performance's actual NCAA rank AND "scored as" rank Numbers in RED indicate actual NCAA rank does not exist or is worse than "scored as" rank Numbers in BLUE indicate actual NCAA rank is better than "scored as" rank

USTFCCCA Non-Member

Non-Member Schools Will NOT be ranked, beginning Week 2



2012 Indoor Track & Field, Preseason

Only those who score >0.01 pts are shown
D denotes multiple-event rule in affect

WOMEN

13



Southern Miss

Conference USA

unch

Event	Scrd As	Athlete	Yr	Scored Mark	Date	Pl. Pts.	Bonus	TOTAL	
Scored bests come from PRE-SEASON DATA									
▶ HJ	10	Ke'Airra JONES	SR	1.82m	5-11½	3/4/11	6	0.52	6.52
▶ LJ	1	Tori BOWIE	SR	6.52m	21-4½	3/12/11	20	3.45	23.45
▶ TJ	1	Ganna DEMYDOVA	SR	13.88m	45-6½	2/25/11	20	4.98	24.98
▶ TJ	14	Tori BOWIE	SR	12.75m	41-10	2/25/11	2	0.22	2.22
Team Total								57.17	

14



Georgia

Southeastern Conference

Event	Scrd As	Athlete	Yr	Scored Mark	Date	Pl. Pts.	Bonus	TOTAL	
Scored bests come from PRE-SEASON DATA									
► Mile	23	Kristie KRUEGER	JR	4:41.64	2/13/10	0.4	0.19	0.59	
► HJ	10	Saniel ATKINSON	JR	1.82m	5-11½	2/25/11	6	0.52	6.52
► TJ	2	Colleen FELIX	SR	13.50m	44-3¾	2/25/11	18	3.18	21.18
► TJ	9	Maria AUGUTIS	JR	12.88m	42-3¾	2/25/11	7	0.62	7.62
► TJ	18	Saniel ATKINSON	JR	12.69m	41-7¾	2/25/11	0.9	0.12	1.02
► SP	31	Hilenn JAMES	SO	15.60m	51-2¾	2/25/11	0.04	0.00	0.04
► WT	8	Nikola LOMNICKA	JR	20.59m	67-6¾	2/13/10	8	0.76	8.76
► PENT	9	Lucie ONDRASCHKOVA	JR	3,995	2/25/11	7	0.65	7.65	
Team Total								53.38	

15



Stony Brook

America East Conference

▲15

Event	Scrd As	Athlete	Yr	Scored Mark	Date	Pl. Pts.	Bonus	TOTAL
Scored bests come from PRE-SEASON DATA								
Mile	1	Lucy VAN DALEN	SR	4:32.95	3/4/11	D 20	2.42	4.42
3000m	1	Lucy VAN DALEN	SR	8:56.77	2/11/11	A 20	3.61	23.61
3000m	12	Annie KEOWN	SO	9:15.86	1/29/11	4	0.50	4.50
3000m	33	Holly VAN DALEN	SR	9:24.00	2/18/11	0.02	0.00	0.02
5000m	5	Holly VAN DALEN	SR	15:56.82	3/4/11	12	1.44	13.44
5000m	16	Annie KEOWN	SO	16:10.52	2/11/11	1.25	0.34	1.59
DMR	16			11:13.20	2/18/11	0.6	0.02	0.62
Team Total								48.21

16



Arizona State

Pacific-12 Conference

▲24

Event	Scrd As	Athlete	Yr	Scored Mark	Date	Pl. Pts.	Bonus	TOTAL	
Scored bests come from PRE-SEASON DATA									
▶ 400m	21	Keia PINNICK	JR	53.73	2/12/11	0.6	0.21	0.81	
▶ 4x400	5			3:33.72	3/5/11	12	1.12	13.12	
▶ PV	13	Shaylah SIMPSON	SO	4.20m	13-9½	1/28/11	3	0.49	3.49
▶ PV	29	Cara CARPENTER	SR	4.01m	13-1½	2/25/11	0.075	0.00	0.08
▶ LJ	2	Christabel NETTEY	JR	6.44m	21-1½	2/25/11	18	2.52	20.52
▶ SP	9	Anna JELMINI	SO	17.08m	56-½	3/12/11	7	1.00	8.00
▶ PENT	15	Keia PINNICK	JR	3,908	2/4/11	1.5	0.23	1.73	
Team Total								47.75	

17



Texas A&M

Big 12 Conference

▼12

Event	Scrd As	Athlete	Yr	Scored Mark	Date	Pl. Pts.	Bonus	TOTAL
Scored bests come from CURRENT season								
60m	28	Ashley COLLIER	SO	7.42	12/10/11	0.1	0.02	0.12
Scored bests come from PRE-SEASON DATA								
60m	14	Dominique DUNCAN	SR	7.34	2/25/11	2	0.46	2.46
200m	4	Dominique DUNCAN	SR	23.03	3/12/11	14	1.74	15.74
200m	12	Ashley COLLIER	SO	23.40	3/4/11	4	0.60	4.60
400m	16	Ibukun MAYUNGBE	SO	53.56	2/25/11	1.25	0.32	1.57
5000m	30	Katherine DEVLIN	JR	16:24.62	2/4/11	0.05	0.00	0.05
4x400	1			3:29.72	3/12/11	20	3.19	23.19
Team Total								47.71

18



Baylor

Big 12 Conference

▼8

Event	Scrd As	Athlete	Yr	Scored Mark	Date	Pl. Pts.	Bonus	TOTAL	
Scored bests come from PRE-SEASON DATA									
▶ 60m	18	Tiffani MCREYNOLDS	SO	7.36	2/25/11	0.9	0.29	1.19	
▶ 400m	13	Diamond RICHARDSON	SR	53.40	3/4/11	3	0.50	3.50	
▶ 800m	30	Brittany OGUNMOKUN	JR	2:07.93	3/4/11	0.05	0.00	0.05	
▶ H60m	3	Tiffani MCREYNOLDS	SO	8.03	3/12/11	16	2.14	18.14	
▶ TJ	3	Jessica UBANYIONWU	SR	13.25m	43-5½	3/12/11	16	2.00	18.00
▶ SP	10	Skylar WHITE	JR	16.97m	55-8½	1/15/11	6	0.77	6.77
Team Total								47.66	

"Scrd As", short for "Scored As", Standing used for place points portion of performance's score combining preseason data (when applied) to current season data

Numbers in BLACK are both the performance's actual NCAA rank AND "scored as" rank Numbers in RED indicate actual NCAA rank does not exist or is worse than "scored as" rank Numbers in BLUE indicate actual NCAA rank is better than "scored as" rank

USTFCCCA Non-Member

Non-Member Schools Will NOT be ranked, beginning Week 2



2012 Indoor Track & Field, Preseason

Only those who score >0.01 pts are shown
D denotes multiple-event rule in affect

WOMEN

19



Michigan

Big Ten Conference

▼ 1

Event	Scrd As	Athlete	Yr	Scored Mark		Date	Pl. Pts.	Bonus	TOTAL
Scored bests come from CURRENT season									
▶ PV	32	Kiley TOBEL	SO	4.00m	13-1½	1/7/12	0.03	0.00	0.03
Scored bests come from PRE-SEASON DATA									
▶ 800m	1	Rebecca ADDISON	JR	2:03.79		2/11/11	20	2.01	22.01
▶ 800m	5	Jillian SMITH	JR	2:04.20		2/11/11	12	1.68	13.68
▶ Mile	18	Rebecca ADDISON	JR	4:40.62		2/4/11	0.9	0.30	1.20
▶ Mile	32	Jillian SMITH	JR	4:43.88		1/28/11	0.03	0.00	0.03
▶ H60m	16	Julian PURVIS	SR	8.33		1/15/11	1.25	0.26	1.51
▶ DMR	9			11:04.26		2/4/11	5	1.05	6.05
▶ TJ	29	Ada UNACHUKWU	JR	12.55m	41-2¼	2/26/11	0.075	0.00	0.08
▶ SP	21	Allison LISKE	SR	16.18m	53-1	#####	0.6	0.00	0.60
▶ WT	33	Erin PENDLETON	JR	18.93m	62-1¼	1/22/11	0.02	0.00	0.02
Team Total									45.21

20



Connecticut

BIG EAST Conference

▲ 3

Event	Scrd As	Athlete	Yr	Scored Mark	Date	Pl. Pts.	Bonus	TOTAL
Scored bests come from PRE-SEASON DATA								
▶ 800m	10	Heather WILSON	SR	2:05.18	3/12/11	6	0.88	6.88
▶ 800m	27	Brigitte MANIA	JR	2:07.56	2/25/11	0.125	0.00	0.13
▶ DMR	4			10:59.99	3/4/11	14	1.85	15.85
▶ HJ	16	Natasha MCLAREN	SO	1.80m	5-10½	1.25	0.24	1.49
▶ SP	20	Victoria FLOWERS	SR	16.28m	53-5	0.7	0.00	0.70
▶ WT	3	Victoria FLOWERS	SR	22.24m	72-11½	16	3.19	19.19
Team Total								44.24

21



Oklahoma

Big 12 Conference

▼ 15

Event	Scrd As	Athlete	Yr	Scored Mark	Date	Pl. Pts.	Bonus	TOTAL
Scored bests come from PRE-SEASON DATA								
▶ 60m	13	Shawna ANDERSON	SR	7.33	2/4/11	3	0.54	3.54
▶ 3000m	30	Jessica ENGEL	SR	9:23.06	2/11/11	0.05	0.01	0.06
▶ 5000m	26	Jessica ENGEL	SR	16:19.05	2/25/11	0.15	0.05	0.20
▶ SP	1	Karen SHUMP	JR	17.97m	58-11½	20	3.49	23.49
▶ SP	4	Tia BROOKS	JR	17.40m	57-1	14	1.75	15.75
▶ SP	31	Brittany BORMAN	SR	15.60m	51-2¼	0.04	0.00	0.04
▶ SP	34	Bailey WAGNER	SR	15.57m	51-1	0.015	0.00	0.01
Team Total								43.10

22



Villanova

BIG EAST Conference

▼ 10

Event	Scrd As	Athlete	Yr	Scored Mark	Date	Pl. Pts.	Bonus	TOTAL
Scored bests come from PRE-SEASON DATA								
▶ 3000m	6	Bogdana MIMIC	JR	9:10.64	3/4/11	10	1.26	11.26
▶ H60m	11	Shericka WARD	SR	8.27	1/28/11	5	0.50	5.50
▶ DMR	1			10:52.52	3/12/11	20	3.26	23.26
Team Total								40.02

23



Stanford

Pacific-12 Conference

▼ 8

Event	Scrd As	Athlete	Yr	Scored Mark	Date	Pl. Pts.	Bonus	TOTAL	
Scored bests come from CURRENT season									
▶ LJ	30	Karynn DUNN	JR	6.08m	19-11½	12/2/11	0.05	0.00	0.05
Scored bests come from PRE-SEASON DATA									
▶ 60m	25	Shataya HENDRICKS	SR	7.40		1/21/11	0.2	0.10	0.30
▶ 800m	17	Justine FEDRONIC	JR	2:06.27		3/5/11	1	0.34	1.34
▶ 3000m	14	Jessica TONN	SO	9:16.89		3/5/11	2	0.39	2.39
▶ H60m	17	Kori CARTER	SO	8.34		2/25/11	1	0.24	1.24
▶ PV	2	Katerina STEFANIDI	SR	4.41m	14-5½	1/15/11	18	2.71	20.71
▶ PV	20	Ellie MCCARDWELL	SO	4.10m	13-5½	1/28/11	0.7	0.01	0.71
▶ LJ	7	Arantxa KING	SR	6.28m	20-7¾	1/23/10	9	0.97	9.97
Team Total								36.70	

"Scrd As", short for "Scored As", Standing used for place points portion of performance's score combining preseason data (when applied) to current season data

Numbers in BLACK are both the performance's actual NCAA rank AND "scored as" rank Numbers in RED indicate actual NCAA rank does not exist or is worse than "scored as" rank Numbers in BLUE indicate actual NCAA rank is better than "scored as" rank

USTFCCCA Non-Member

Non-Member Schools Will NOT be ranked, beginning Week 2



2012 Indoor Track & Field, Preseason

Only those who score >0.01 pts are shown
D denotes multiple-event rule in affect

WOMEN

24



Georgetown

BIG EAST Conference

▲26

Event	Scrd As	Athlete	Yr	Scored Mark	Date	Pl. Pts.	Bonus	TOTAL
Scored bests come from PRE-SEASON DATA								
▶ Mile	9	Emily INFELD	JR	4:36.83	2/6/10	D 7	1.10	3.10
▶ Mile	17	Lauren BORDUIN	SR	4:40.52	3/4/11	1	0.31	1.31
▶ 3000m	4	Emily INFELD	JR	9:09.24	1/30/10	14	1.50	15.50
▶ 5000m	18	Emily JONES	SO	16:10.96	2/18/11	0.9	0.32	1.22
▶ DMR	5			11:00.67	3/4/11	12	1.72	13.72
Team Total								34.84

25



Nebraska

Big Ten Conference

▼8

Event	Scrd As	Athlete	Yr	Scored Mark		Date	Pl. Pts.	Bonus	TOTAL
Scored bests come from PRE-SEASON DATA									
▶ PV	18	Cami JISKRA	SR	4.12m	13-6½	2/25/11	0.9	0.10	1.00
▶ LJ	4	Mara GRIVA	JR	6.35m	20-10	2/25/11	14	1.52	15.52
▶ TJ	4	Mara GRIVA	JR	13.20m	43-3¾	2/25/11	14	1.77	15.77
▶ PENT	28	Anne MARTIN	SO	3,740		2/25/11	0.1	0.00	0.10
Team Total									32.39

26



Iowa State

Big 12 Conference

▲4

Event	Scrd As	Athlete	Yr	Scored Mark		Date	Pl. Pts.	Bonus	TOTAL
Scored bests come from CURRENT season									
▶ SP	17	Christina HILLMAN	FR	16.44m	53-11½	12/9/11	1	0.17	1.17
Scored bests come from PRE-SEASON DATA									
▶ 3000m	29	Betsy SAINA	SR	9:22.65		1/29/11	0.075	0.03	0.10
▶ 5000m	2	Betsy SAINA	SR	15:50.74		2/10/11	18	2.07	20.07
▶ 5000m	19	Dani STACK	JR	16:12.08		2/10/11	0.8	0.28	1.08
▶ HJ	10	Hannah WILLMS	SO	1.82m	5-11½	2/10/11	6	0.52	6.52
▶ SP	16	Danielle FRERE	SR	16.59m	54-5¼	3/5/11	1.25	0.33	1.58
▶ WT	16	LaisheMA HAMPTON	SR	19.92m	65-4¼	2/10/11	1.25	0.15	1.40
Team Total									31.93

27



Kansas

Big 12 Conference

▲3

Event	Scrd As	Athlete	Yr	Scored Mark	Date	Pl. Pts.	Bonus	TOTAL	
Scored bests come from PRE-SEASON DATA									
▶ 400m	9	Diamond DIXON	SO	53.06	3/12/11	7	1.00	8.00	
▶ 4x400	9			3:34.05	3/12/11	5	1.00	6.00	
▶ LJ	12	Francine SIMPSON	JR	6.22m	20-5	2/4/11	4	0.49	4.49
▶ LJ	15	Andrea GEUBELLE	JR	6.18m	20-3½	3/4/11	1.5	0.29	1.79
▶ TJ	6	Andrea GEUBELLE	JR	13.02m	42-8¾	3/12/11	10	1.06	11.06
▶ WT	24	Alena KRECHYK		19.54m	64-1¼	2/26/10	0.3	0.00	0.30
Team Total								31.64	

28



Tennessee

Southeastern Conference

▼21

Event	Scrd As	Athlete	Yr	Scored Mark	Date	Pl. Pts.	Bonus	TOTAL
Scored bests come from PRE-SEASON DATA								
▶ 800m	4	Chanelle PRICE	SR	2:04.17	3/12/11	14	1.70	15.70
▶ 800m	25	Nijgia SNAPP	JR	2:07.16	2/12/11	0.2	0.10	0.30
▶ 800m	31	Kianna RUFF	SO	2:08.02	2/12/11	0.04	0.00	0.04
▶ Mile	34	Brittany SHEFFEY	SR	4:44.14	2/4/11	0.015	0.00	0.01
▶ 4x400	12			3:35.12	3/4/11	1	0.59	1.59
▶ DMR	11			11:05.37	2/25/11	2	0.85	2.85
▶ PENT	7	Ellen WORTHAM	SR	4,042	3/12/11	9	0.99	9.99
Team Total								30.49

29



Wisconsin

Big Ten Conference

▲7

Event	Scrd As	Athlete	Yr	Scored Mark		Date	Pl. Pts.	Bonus	TOTAL
Scored bests come from PRE-SEASON DATA									
▶ HJ	10	Monika JAKUTYTE	SR	1.82m	5-11½	2/26/11	6	0.52	6.52
▶ HJ	25	Dorcas AKINNIYI	SR	1.78m	5-10	3/12/11	0.2	0.00	0.20
▶ TJ	32	Jordan HELGREN	SR	12.52m	41-1	2/26/11	0.03	0.00	0.03
▶ SP	28	Taylor SMITH	JR	15.83m	51-11¼	1/14/11	0.1	0.00	0.10
▶ WT	15	Taylor SMITH	JR	19.98m	65-6¾	3/4/11	1.5	0.19	1.69
▶ PENT	2	Dorcas AKINNIYI	SR	4,254		3/12/11	18	2.91	20.91
▶ PENT	27	Jessica FLAX		3,754		2/28/10	0.125	0.00	0.13
Team Total									29.57

"Scrd As", short for "Scored As", Standing used for place points portion of performance's score combining preseason data (when applied) to current season data

Numbers in BLACK are both the performance's actual NCAA rank AND "scored as" rank Numbers in RED indicate actual NCAA rank does not exist or is worse than "scored as" rank Numbers in BLUE indicate actual NCAA rank is better than "scored as" rank

USTFCCCA Non-Member

Non-Member Schools Will NOT be ranked, beginning Week 2



2012 Indoor Track & Field, Preseason

Only those who score >0.01 pts are shown
D denotes multiple-event rule in affect

WOMEN

30



Penn State

Big Ten Conference

▲ 15

Event	Scrd As	Athlete	Yr	Scored Mark	Date	Pl. Pts.	Bonus	TOTAL
Scored bests come from CURRENT season								
▶ 60m	27	Mahagony JONES	SO	7.41	1/7/12	0.125	0.06	0.18
▶ 200m	23	Mahagony JONES	SO	23.68	1/7/12	0.4	0.13	0.53
▶ 200m	26	Kirsten NIEUWENDAM	FR	23.76	1/7/12	0.15	0.03	0.18
Scored bests come from PRE-SEASON DATA								
▶ Mile	11	Caitlin LANE	SR	4:38.37	3/4/11	5	0.65	5.65
▶ 3000m	19	Caitlin LANE	SR	9:18.74	2/11/11	0.8	0.24	1.04
▶ 5000m	32	Brooklyne RIDDER	JR	16:25.97	2/11/11	0.03	0.00	0.03
▶ H60m	9	Evonne BRITTON	JR	8.22	2/26/11	7	0.78	7.78
▶ 4x400	6			3:34.00	3/12/11	10	1.01	11.01
▶ WT	26	Melissa KURZDORFER	SO	19.44m 63-9½	1/28/11	0.15	0.00	0.15
Team Total								26.57

31



UTEP

Conference USA

▼ 3

Event	Scrd As	Athlete	Yr	Scored Mark	Date	Pl. Pts.	Bonus	TOTAL
Scored bests come from PRE-SEASON DATA								
▶ 60m	11	Endurance ABINUWA	SR	7.32	2/25/11	5	0.63	5.63
▶ 200m	22	Endurance ABINUWA	SR	23.67	2/25/11	0.5	0.14	0.64
▶ 400m	7	Endurance ABINUWA	SR	52.99	2/12/11	9	1.12	10.12
▶ 5000m	8	Risper KIMAIYO	SR	15:59.56	3/4/11	8	1.16	9.16
▶ 5000m	23	Kathya GARCIA	SR	16:14.06	2/11/11	0.4	0.22	0.62
Team Total								26.18

32



New Mexico

Mountain West Conference

Event	Scrd As	Athlete	Yr	Scored Mark	Date	Pl. Pts.	Bonus	TOTAL
Scored bests come from PRE-SEASON DATA								
▶ 3000m	15	Ruth SENIOR	SR	9:17.09	1/28/11	1.5	0.37	1.87
▶ 5000m	4	Natalie GRAY	SR	15:54.29	2/11/11	14	1.70	15.70
▶ 5000m	9	Ruth SENIOR	SR	16:02.38	2/11/11	7	0.88	7.88
▶ 5000m	24	Sarah WALDRON	SR	16:16.73	2/11/11	0.3	0.13	0.43
▶ PV	32	Margo TUCKER	SO	4.00m 13-1½	1/21/11	0.03	0.00	0.03
Team Total								25.91

33



TCU

Mountain West Conference

▼ 20

Event	Scrd As	Athlete	Yr	Scored Mark	Date	Pl. Pts.	Bonus	TOTAL
Scored bests come from CURRENT season								
▶ LJ	19	Lorraine UGEN	FR	6.16m 20-2½	12/10/11	0.8	0.21	1.01
Scored bests come from PRE-SEASON DATA								
▶ 4x400	6			3:34.00	3/12/11	10	1.01	11.01
▶ LJ	5	Whitney GIPSON	SR	6.33m 20-9½	1/28/11	12	1.36	13.36
▶ SP	23	Kelsey SAMUELS	JR	16.03m 52-7½	2/11/11	0.4	0.00	0.40
Team Total								25.78

34



North Carolina

Atlantic Coast Conference

Event	Scrd As	Athlete	Yr	Scored Mark	Date	Pl. Pts.	Bonus	TOTAL
Scored bests come from PRE-SEASON DATA								
▶ 400m	30	Elizabeth MOTT	SR	54.08	2/24/11	0.05	0.01	0.06
▶ 800m	16	Tasha STANLEY	SR	2:06.01	3/4/11	1.25	0.41	1.66
▶ Mile	7	Ashley VERPLANK	JR	4:36.17	3/12/11	9	1.32	10.32
▶ 4x400	14			3:35.68	3/4/11	0.8	0.39	1.19
▶ HJ	16	Ariel ROBERTS	JR	1.80m 5-10½	2/24/11	1.25	0.24	1.49
▶ PV	10	Sandi MORRIS	SO	4.22m 13-10	2/12/11	6	0.65	6.65
▶ PENT	13	Ariel ROBERTS	JR	3,916	2/24/11	3	0.26	3.26
Team Total								24.63

35



Washington

Pacific-12 Conference

Event	Scrd As	Athlete	Yr	Scored Mark	Date	Pl. Pts.	Bonus	TOTAL
Scored bests come from PRE-SEASON DATA								
▶ 3000m	5	Katie FLOOD	SO	9:09.85	3/5/11	12	1.39	13.39
▶ 3000m	7	Megan GOETHALS	SO	9:11.56	3/5/11	9	1.11	10.11
▶ HJ	25	Kelly MCNAMEE	SR	1.78m 5-10	1/28/11	0.2	0.00	0.20
▶ PV	29	Logan MILLER	JR	4.01m 13-1½	2/25/11	0.075	0.00	0.08
▶ WT	27	Elisa BRYANT	SR	19.41m 63-8½	1/28/11	0.125	0.00	0.13
Team Total								23.91

"Scrd As", short for "Scored As", Standing used for place points portion of performance's score combining preseason data (when applied) to current season data

Numbers in BLACK are both the performance's actual NCAA rank AND "scored as" rank Numbers in RED indicate actual NCAA rank does not exist or is worse than "scored as" rank Numbers in BLUE indicate actual NCAA rank is better than "scored as" rank

USTFCCCA Non-Member

Non-Member Schools Will NOT be ranked, beginning Week 2



2012 Indoor Track & Field, Preseason

Only those who score >0.01 pts are shown
D denotes multiple-event rule in affect

WOMEN

36



Indiana State

Missouri Valley Conference

▼ 18

Event	Scrd As	Athlete	Yr	Scored Mark		Date	Pl. Pts.	Bonus	TOTAL
Scored bests come from CURRENT season									
▶ PV	21	Nicole HOPE	SR	4.08m	13-4½	12/9/11	0.6	0.00	0.60
Scored bests come from PRE-SEASON DATA									
▶ SP	26	Felisha JOHNSON	JR	15.90m	52-2	2/26/11	0.15	0.00	0.15
▶ WT	2	Felisha JOHNSON	JR	22.69m	74-5½	A 3/12/11	18	4.09	22.09
▶ WT	31	Mary THEISEN	JR	18.96m	62-2½	2/25/11	0.04	0.00	0.04
Team Total									22.88

37



Alabama

Southeastern Conference

▲ 13

Event	Scrd As	Athlete	Yr	Scored Mark	Date	Pl. Pts.	Bonus	TOTAL	
Scored bests come from PRE-SEASON DATA									
▶ H60m	12	Kaylon EPPINGER	SR	8.29	2/25/11	4	0.39	4.39	
▶ HJ	5	Krystle SCHADE	JR	1.85m	6-¾	2/25/11	12	1.30	13.30
▶ TJ	17	Chloe HETHERTON	SO	12.74m	41-9¾	1/14/11	1	0.20	1.20
▶ SP	15	Wilamena HOPKINS	JR	16.65m	54-7½	2/25/11	1.5	0.39	1.89
▶ WT	17	Amethyst HOLMES	SR	19.91m	65-4	2/12/11	1	0.14	1.14
▶ PENT	18	Kaylon EPPINGER	SR	3,835	2/25/11	0.9	0.00	0.90	
Team Total								22.83	

38



East Carolina

Conference USA

▼ 2

Event	Scrd As	Athlete	Yr	Scored Mark	Date	Pl. Pts.	Bonus	TOTAL	
Scored bests come from PRE-SEASON DATA									
▶ 400m	15	Aiesha GOGGINS	SO	53.45	2/25/11	1.5	0.45	1.95	
▶ HJ	2	Tynita BUTTS	JR	1.87m	6-1½	12/5/10	18	2.09	20.09
▶ LJ	24	Tynita BUTTS	JR	6.12m	20-1	2/25/11	0.3	0.05	0.35
Team Total								22.38	

39



Illinois State

Missouri Valley Conference

▼ 9

Event	Scrd As	Athlete	Yr	Scored Mark		Date	Pl. Pts.	Bonus	TOTAL
Scored bests come from CURRENT season									
▶ WT	7	Brittany SMITH	JR	20.69m	67-10%	12/3/11	9	0.90	9.90
Scored bests come from PRE-SEASON DATA									
▶ SP	6	Brittany SMITH	JR	17.19m	56-4%	3/12/11	10	1.23	11.23
Team Total								21.13	

40



Auburn

Southeastern Conference

▲ 17

Event	Scrd As	Athlete	Yr	Scored Mark	Date	Pl. Pts.	Bonus	TOTAL	
Scored bests come from PRE-SEASON DATA									
▶ 60m	19	Kai SELVON	JR	7.37	3/4/11	0.8	0.23	1.03	
▶ 200m	7	Nivea SMITH	SR	23.21	3/12/11	9	1.07	10.07	
▶ 200m	21	Kai SELVON	JR	23.66	3/4/11	0.6	0.16	0.76	
▶ 4x400	13			3:35.67	2/25/11	0.9	0.39	1.29	
▶ HJ	10	Maya PRESSLEY	JR	1.82m	5-11½	2/25/11	6	0.52	6.52
Team Total								19.67	

41



Western Kentucky

Sun Belt Conference

Event	Scrd As	Athlete	Yr	Scored Mark		Date	Pl. Pts.	Bonus	TOTAL
Scored bests come from PRE-SEASON DATA									
▶ LJ	8	Sharika SMITH	SR	6.27m	20-7	1/28/11	8	0.89	8.89
▶ LJ	20	Antquinita REED	SO	6.15m	20-2¼	2/27/11	0.7	0.17	0.87
▶ TJ	8	Sharika SMITH	SR	12.89m	42-3½	1/14/11	8	0.65	8.65
▶ TJ	18	Antquinita REED	SO	12.69m	41-7½	1/28/11	0.9	0.12	1.02
▶ WT	30	Monteka FLOWERS	SR	19.09m	62-7½	3/5/11	0.05	0.00	0.05
Team Total									19.48

"Scrd As", short for "Scored As", Standing used for place points portion of performance's score combining preseason data (when applied) to current season data

Numbers in BLACK are both the performance's actual NCAA rank AND "scored as" rank Numbers in RED indicate actual NCAA rank does not exist or is worse than "scored as" rank Numbers in BLUE indicate actual NCAA rank is better than "scored as" rank

USTFCCCA Non-Member

Non-Member Schools Will NOT be ranked, beginning Week 2



2012 Indoor Track & Field, Preseason

Only those who score >0.01 pts are shown
D denotes multiple-event rule in affect

WOMEN

42



Florida

Southeastern Conference

Event	Scrd As	Athlete	Yr	Scored Mark	Date	Pl. Pts.	Bonus	TOTAL	
Scored bests come from PRE-SEASON DATA									
▶ 60m	31	Darshay DAVIS	SO	7.43	2/11/11	0.04	0.00	0.04	
▶ 400m	16	Ebony EUTSEY	SO	53.56	2/11/11	1.25	0.32	1.57	
▶ 400m	23	Lanie WHITTAKER	JR	53.88	2/11/11	0.4	0.13	0.53	
▶ Mile	8	Cory MCGEE	SO	4:36.53	2/11/11	8	1.20	9.20	
▶ 4x400	10			3:34.61	3/4/11	4	0.79	4.79	
▶ DMR	14			11:11.92	2/4/11	0.8	0.10	0.90	
▶ SP	24	Fidela JAMES	SR	15.98m	52-5½	2/25/11	0.3	0.00	0.30
▶ WT	19	Fidela JAMES	SR	19.83m	65-¾	2/25/11	0.8	0.08	0.88
▶ PENT	23	Brittany HARRELL	SO	3,771	2/25/11	0.4	0.00	0.40	
Team Total								18.60	

43



Columbia

Ivy League

▲ 7

Event	Scrd As	Athlete	Yr	Scored Mark	Date	Pl. Pts.	Bonus	TOTAL	
Scored bests come from PRE-SEASON DATA									
▶ 200m	23	Sharay HALE	SR	23.68	2/26/11	0.4	0.13	0.53	
▶ 400m	6	Sharay HALE	SR	52.98	3/12/11	10	1.14	11.14	
▶ HJ	16	Monique ROBERTS	SR	1.80m	5-10%	2/19/11	1.25	0.24	1.49
▶ HJ	20	Tara RICHMOND	SO	1.79m	5-10%	1/28/11	0.7	0.11	0.81
▶ TJ	12	QueenDenise OKEKE	JR	12.77m	41-10%	2/26/11	4	0.27	4.27
Team Total								18.24	

44



SMU

Conference USA

▲ 1

Event	Scrd As	Athlete	Yr	Scored Mark		Date	Pl. Pts.	Bonus	TOTAL
Scored bests come from PRE-SEASON DATA									
▶ SP	3	Simone DU TOIT	SR	17.49m	57-4¾	1/28/11	16	2.02	18.02
▶ PENT	26	Lisa EGARTER	JR	3,759		2/25/11	0.15	0.00	0.15
Team Total									18.17

45



Mississippi

Southeastern Conference

▼ 22

Event	Scrd As	Athlete	Yr	Scored Mark	Date	Pl. Pts.	Bonus	TOTAL	
Scored bests come from PRE-SEASON DATA									
▶ 400m	27	Sofie PERSSON	SR	53.93	12/3/10	0.125	0.10	0.22	
▶ 800m	6	Sofie PERSSON	SR	2:04.51	3/5/11	10	1.42	11.42	
▶ 4x400	16			3:36.43	2/25/11	0.6	0.16	0.76	
▶ PV	23	Neal TISHER	JR	4.06m	13-3¾	1/22/11	0.4	0.00	0.40
▶ TJ	18	Aria GAINES	SR	12.69m	41-7¾	2/25/11	0.9	0.12	1.02
▶ PENT	12	Fabia MCDONALD	SO	3,922	2/25/11	4	0.28	4.28	
Team Total								18.11	

46



Virginia

Atlantic Coast Conference

▼ 16

Event	Scrd As	Athlete	Yr	Scored Mark		Date	Pl. Pts.	Bonus	TOTAL
Scored bests come from PRE-SEASON DATA									
▶ DMR	3			10:59.33		3/4/11	16	1.97	17.97
▶ TJ	28	Whitney ROSE	JR	12.56m	41-2½	2/27/10	0.1	0.00	0.10
Team Total									18.07

47



Wichita State

Missouri Valley Conference

▲ 10

Event	Scrd As	Athlete	Yr	Scored Mark	Date	Pl. Pts.	Bonus	TOTAL
Scored bests come from PRE-SEASON DATA								
▶ 60m	34	Audacia MOORE	SR	7.44	2/26/11	0.015	0.00	0.01
▶ 200m	29	Audacia MOORE	SR	23.80	2/4/11	0.075	0.00	0.08
▶ 5000m	3	Aliphine TULIAMUK	JR	15:53.74	2/10/11	16	1.76	17.76
Team Total								17.85

48



Purdue

Big Ten Conference

Event	Scrd As	Athlete	Yr	Scored Mark		Date	Pl. Pts.	Bonus	TOTAL
Scored bests come from PRE-SEASON DATA									
▶ LJ	8	Leah EBER	SR	6.27m	20-7	2/26/11	8	0.89	8.89
▶ SP	22	Dani BUNCH	SO	16.07m	52-8¾	2/19/11	0.5	0.00	0.50
▶ WT	9	Dani BUNCH	SO	20.54m	67-4¾	2/26/11	7	0.69	7.69
Team Total									17.08

"Scrd As", short for "Scored As", Standing used for place points portion of performance's score combining preseason data (when applied) to current season data

Numbers in BLACK are both the performance's actual NCAA rank AND "scored as" rank Numbers in RED indicate actual NCAA rank does not exist or is worse than "scored as" rank Numbers in BLUE indicate actual NCAA rank is better than "scored as" rank

USTFCCCA Non-Member

Non-Member Schools Will NOT be ranked, beginning Week 2



2012 Indoor Track & Field, Preseason

Only those who score >0.01 pts are shown
D denotes multiple-event rule in affect

WOMEN

49



Louisville

BIG EAST Conference

▼19

Event	Scrd As	Athlete	Yr	Scored Mark	Date	Pl. Pts.	Bonus	TOTAL
Scored bests come from PRE-SEASON DATA								
▶ 60m	34	Margret HARRIS	JR	7.44	3/5/11	0.015	0.00	0.01
▶ 3000m	24	Holly KNIGHT	SR	9:20.56	2/4/11	0.3	0.14	0.44
▶ 5000m	11	Holly KNIGHT	SR	16:04.86	2/11/11	5	0.67	5.67
▶ LJ	12	Charachesicia LOCKHART	SR	6.22m	20-5 1/14/11	4	0.49	4.49
▶ SP	11	Khadija ABDULLAH	JR	16.96m	55-7½ 12/3/10	5	0.75	5.75
▶ WT	21	Amashi-Ali KENDALL	JR	19.69m	64-7½ 3/5/11	0.6	0.00	0.60
Team Total								16.98

50



San Diego State

Mountain West Conference

Event	Scrd As	Athlete	Yr	Scored Mark	Date	Pl. Pts.	Bonus	TOTAL	
Scored bests come from PRE-SEASON DATA									
▶ 60m	19	Shanae ROACH	SR	7.37	3/5/11	0.8	0.23	1.03	
▶ 200m	14	Shanae ROACH	SR	23.45	2/24/11	2	0.47	2.47	
▶ TJ	7	Shanieka THOMAS	SO	12.98m	42-7	3/12/11	9	0.94	9.94
▶ PENT	13	Allison REASER	SO	3,916	2/24/11	3	0.26	3.26	
Team Total								16.70	

51



UC Santa Barbara

Big West Conference

Event	Scrd As	Athlete	Yr	Scored Mark		Date	Pl. Pts.	Bonus	TOTAL
Scored bests come from PRE-SEASON DATA									
▶ HJ	20	Barbara NWABA	SR	1.79m	5-10½	2/4/11	0.7	0.11	0.81
▶ PENT	4	Barbara NWABA	SR	4,140		1/28/11	14	1.70	15.70
Team Total									16.51

52




North Dakota State

The Summit League

Event	Scrd As	Athlete	Yr	Scored Mark	Date	Pl. Pts.	Bonus	TOTAL	
Scored bests come from PRE-SEASON DATA									
▶ 800m	26	Brittany SCHANANDORE	SR	2:07.47	3/4/11	0.15	0.02	0.17	
▶ HJ	20	Toni TOLLEFSON	JR	1.79m	5-10½	2/27/11	0.7	0.11	0.81
▶ PV	4	Leslie BROST	SR	4.30m	14-1½	2/27/11	14	1.41	15.41
▶ LJ	33	Kristen KILLORAN	SR	6.05m	19-10½	2/27/11	0.02	0.00	0.02
Team Total								16.41	

53




Providence

BIG EAST Conference

Event	Scrd As	Athlete	Yr	Scored Mark	Date	Pl. Pts.	Bonus	TOTAL
Scored bests come from PRE-SEASON DATA								
▶ 3000m	9	Hannah DAVIDSON	JR	9:12.53	3/4/11	7	0.95	7.95
▶ 3000m	10	Shelby GREANY	JR	9:14.06	2/11/11	6	0.70	6.70
▶ 5000m	17	Shelby GREANY	JR	16:10.86	1/28/11	1	0.33	1.33
Team Total								15.98

54



Boston College

Atlantic Coast Conference

▼4

Event	Scrd As	Athlete	Yr	Scored Mark	Date	Pl. Pts.	Bonus	TOTAL
Scored bests come from PRE-SEASON DATA								
▶ 800m	18	Caroline KING	SR	2:06.28	2/24/11	0.9	0.33	1.23
▶ Mile	5	Caroline KING	SR	4:36.00	3/12/11	12	1.38	13.38
▶ Mile	24	Jillian KING	JR	4:41.93	3/4/11	0.3	0.15	0.45
▶ 3000m	27	Jillian KING	JR	9:22.46	2/24/11	0.125	0.04	0.16
▶ DMR	18			11:16.68	2/24/11	0.4	0.00	0.40
Team Total								15.63

"Scrd As", short for "Scored As", Standing used for place points portion of performance's score combining preseason data (when applied) to current season data

Numbers in BLACK are both the performance's actual NCAA rank AND "scored as" rank Numbers in RED indicate actual NCAA rank does not exist or is worse than "scored as" rank Numbers in BLUE indicate actual NCAA rank is better than "scored as" rank

USTFCCCA Non-Member

Non-Member Schools Will NOT be ranked, beginning Week 2



2012 Indoor Track & Field, Preseason

Only those who score >0.01 pts are shown
D denotes multiple-event rule in affect

WOMEN

55



South Carolina

Southeastern Conference

▼32

Event	Scrd As	Athlete	Yr	Scored Mark	Date	Pl. Pts.	Bonus	TOTAL
Scored bests come from PRE-SEASON DATA								
▶ 400m	13	Nadonna RODRIQUES	JR	53.40	3/6/10	3	0.50	3.50
▶ 400m	25	Sanura ELEYO'REILLY	SO	53.90	2/11/11	0.2	0.12	0.32
▶ H60m	6	Kierre BECKLES	JR	8.16	3/5/11	10	1.13	11.13
▶ 4x400	20			3:36.99	2/25/11	0.2	0.06	0.26
▶ PV	24	Petra OLSEN	SO	4.05m	13-3½	0.3	0.00	0.30
Team Total								15.51

56



Utah

Pacific-12 Conference

Event	Scrd As	Athlete	Yr	Scored Mark	Date	Pl. Pts.	Bonus	TOTAL	
Scored bests come from PRE-SEASON DATA									
▶ Mile	33	Amanda MERGAERT	JR	4:44.00	3/4/11	0.02	0.00	0.02	
▶ DMR	13			11:11.71	3/4/11	0.9	0.11	1.01	
▶ HJ	5	Langley IVERSON	SR	1.85m	6-¾	2/24/11	12	1.30	13.30
Team Total								14.34	

57



Kansas State

Big 12 Conference

▼12

Event	Scrd As	Athlete	Yr	Scored Mark	Date	Pl. Pts.	Bonus	TOTAL	
Scored bests come from CURRENT season									
▶ HJ	25	Alyx TREASURE	FR	1.78m	5-10	12/10/11	0.2	0.00	0.20
Scored bests come from PRE-SEASON DATA									
▶ PENT	5	Ryann KRAIS	SR	4,115	3/12/11	12	1.52	13.52	
Team Total								13.72	

58



Duke

Atlantic Coast Conference

▼32

Event	Scrd As	Athlete	Yr	Scored Mark	Date	Pl. Pts.	Bonus	TOTAL
Scored bests come from PRE-SEASON DATA								
▶ 800m	33	Cydney ROSS	SR	2:08.29	2/18/11	0.02	0.00	0.02
▶ 5000m	15	Juliet BOTTORFF	JR	16:10.38	2/24/11	1.5	0.34	1.84
▶ DMR	12			11:06.85	2/4/11	1	0.63	1.63
▶ PV	7	Amy FRYT	SR	4.25m	13-11¼ 2/18/11	9	0.93	9.93
Team Total								13.42

59



Florida International

Sun Belt Conference

Event	Scrd As	Athlete	Yr	Scored Mark		Date	Pl. Pts.	Bonus	TOTAL
Scored bests come from CURRENT season									
▶ LJ	27	Marissa MCELVEEN	JR	6.11m	20-½	12/3/11	0.125	0.01	0.13
▶ WT	5	Benia GREGOIRE	JR	20.77m	68-1¼	12/3/11	12	1.01	13.01
Team Total									13.14

60



Colorado

Pacific-12 Conference

▼3

Event	Scrd As	Athlete	Yr	Scored Mark	Date	Pl. Pts.	Bonus	TOTAL
Scored bests come from PRE-SEASON DATA								
Mile	6	Emma COBURN	SR	4:36.08	3/12/11	10	1.35	11.35
3000m	16	Emma COBURN	SR	9:17.46	2/25/11	1.25	0.33	1.58
Team Total								12.93

61



California

Pacific-12 Conference

▼4

Event	Scrd As	Athlete	Yr	Scored Mark	Date	Pl. Pts.	Bonus	TOTAL
Scored bests come from PRE-SEASON DATA								
800m	19	Sofia OBERG		2:06.40	#####	0.8	0.30	1.10
3000m	22	Deborah MAIER		9:20.05	#####	0.5	0.17	0.67
5000m	7	Deborah MAIER		15:58.49	#####	9	1.27	10.27
Team Total								12.04

62



Oklahoma State

Big 12 Conference

▼22

Event	Scrd As	Athlete	Yr	Scored Mark	Date	Pl. Pts.	Bonus	TOTAL	
Scored bests come from PRE-SEASON DATA									
▶ 800m	13	Natalja PILIUSINA	SO	2:05.86	1/28/11	D	3	0.47	2.47
▶ Mile	12	Natalja PILIUSINA	SO	4:39.39	2/11/11		4	0.43	4.43
▶ DMR	10			11:04.59	3/12/11		4	0.99	4.99
Team Total								11.90	

"Scrd As", short for "Scored As", Standing used for place points portion of performance's score combining preseason data (when applied) to current season data

Numbers in BLACK are both the performance's actual NCAA rank AND "scored as" rank Numbers in RED indicate actual NCAA rank does not exist or is worse than "scored as" rank Numbers in BLUE indicate actual NCAA rank is better than "scored as" rank

USTFCCCA Non-Member

Non-Member Schools Will NOT be ranked, beginning Week 2



2012 Indoor Track & Field, Preseason

Only those who score >0.01 pts are shown
D denotes multiple-event rule in affect

WOMEN

63



UCLA

Pacific-12 Conference

Event	Scrd As	Athlete	Yr	Scored Mark	Date	Pl. Pts.	Bonus	TOTAL
Scored bests come from PRE-SEASON DATA								
400m	34	Turquoise THOMPSON	JR	54.21	2/11/11	0.015	0.00	0.01
4x400	18			3:36.77	2/11/11	0.4	0.10	0.50
PV	29	Allison KORESSEL	JR	4.01m 13-1½	2/25/11	0.075	0.00	0.08
WT	6	Ida STORM	SO	20.70m 67-11	2/25/11	10	0.91	10.91
PENT	32	Tatum SOUZA	SO	3,714	2/25/11	0.03	0.00	0.03
Team Total								11.53

64




Miami (Fla.)

Atlantic Coast Conference

Event	Scrd As	Athlete	Yr	Scored Mark	Date	Pl. Pts.	Bonus	TOTAL
Scored bests come from PRE-SEASON DATA								
60m	14	Tarika WILLIAMS	SR	7.34	2/24/11		0.46	2.46
60m	28	Alyssa MCCLURE	SO	7.42	2/24/11	0.1	0.02	0.12
200m	9	Tarika WILLIAMS	SR	23.27	2/24/11	7	0.92	7.92
400m	22	Tameka JAMESON	SR	53.84	3/6/10	0.5	0.15	0.65
400m	27	Thandi STEWART	SO	53.93	1/15/11	0.125	0.10	0.22
LJ	31	Nicole CUMMINGS	SO	6.07m 19-11	2/11/11	0.04	0.00	0.04
WT	28	Miranda WILSON	SR	19.32m 63-4½	2/24/11	0.1	0.00	0.10
Team Total								11.51

65



Buffalo

Mid-American Conference

Event	Scrd As	Athlete	Yr	Scored Mark	Date	Pl. Pts.	Bonus	TOTAL
Scored bests come from PRE-SEASON DATA								
SP	7	Rebecca O'BRIEN	JR	17.10m 56-1½	1/28/11	9	1.04	10.04
SP	18	Kristy WOODS		16.40m 53-9½	#####	0.9	0.13	1.03
Team Total								11.07

66



Syracuse

BIG EAST Conference

Event	Scrd As	Athlete	Yr	Scored Mark	Date	Pl. Pts.	Bonus	TOTAL
Scored bests come from PRE-SEASON DATA								
Mile	21	Lauren PENNEY	SR	4:41.34	2/11/11	0.6	0.22	0.82
3000m	13	Lauren PENNEY	SR	9:16.01	1/28/11	3	0.49	3.49
TJ	10	Ieva STAPONKUTE	SR	12.84m 42-1½	3/4/11	6	0.49	6.49
Team Total								10.79

67



Utah State

Western Athletic Conference

Event	Scrd As	Athlete	Yr	Scored Mark	Date	Pl. Pts.	Bonus	TOTAL
Scored bests come from PRE-SEASON DATA								
PV	7	Sonia GRABOWSKA	SR	4.25m 13-11½	2/24/11	9	0.93	9.93
PENT	31	Chari HAWKINS	SO	3,719	2/24/11	0.04	0.00	0.04
Team Total								9.97

68



Eastern Washington

Big Sky Conference

Event	Scrd As	Athlete	Yr	Scored Mark	Date	Pl. Pts.	Bonus	TOTAL
Scored bests come from CURRENT season								
PV	7	Keisa MONTEROLA	JR	4.25m 13-11½	12/2/11	9	0.93	9.93
Team Total								9.93

69



Loyola Marymount

West Coast Conference

▼12

Event	Scrd As	Athlete	Yr	Scored Mark	Date	Pl. Pts.	Bonus	TOTAL
Scored bests come from PRE-SEASON DATA								
3000m	8	Tara ERDMANN	SR	9:12.25	3/5/11	8	1.00	9.00
Team Total								9.00

70



Kent State

Mid-American Conference

Event	Scrd As	Athlete	Yr	Scored Mark	Date	Pl. Pts.	Bonus	TOTAL
Scored bests come from PRE-SEASON DATA								
PENT	8	Diana DUMITRESCU	SR	4,009	2/25/11	8	0.75	8.75
Team Total								8.75

"Scrd As", short for "Scored As", Standing used for place points portion of performance's score combining preseason data (when applied) to current season data

Numbers in BLACK are both the performance's actual NCAA rank AND "scored as" rank Numbers in RED indicate actual NCAA rank does not exist or is worse than "scored as" rank Numbers in BLUE indicate actual NCAA rank is better than "scored as" rank

USTFCCCA Non-Member

Non-Member Schools Will NOT be ranked, beginning Week 2



2012 Indoor Track & Field, Preseason

Only those who score >0.01 pts are shown
D denotes multiple-event rule in affect

WOMEN

71



Middle Tennessee

Sun Belt Conference

Event	Scrd As	Athlete	Yr	Scored Mark		Date	Pl. Pts.	Bonus	TOTAL
Scored bests come from CURRENT season									
▶ HJ	9	Ann DUDLEY	JR	1.83m	6-0	12/10/11	7	0.76	7.76
Scored bests come from PRE-SEASON DATA									
▶ H60m	34	Rosina AMENEBEDE	SR	8.42		2/12/11	0.015	0.01	0.03
▶ LJ	24	Kiara HENRY	SR	6.12m	20-1	2/27/11	0.3	0.05	0.35
▶ TJ	25	France MAKABU	JR	12.63m	41-5¼	2/12/11	0.2	0.03	0.23
Team Total									8.37

72



Michigan State

Big Ten Conference

▼15

Event	Scrd As	Athlete	Yr	Scored Mark	Date	Pl. Pts.	Bonus	TOTAL	
Scored bests come from PRE-SEASON DATA									
▶ H60m	30	Leslie ARIRIGUZO	SR	8.39	2/26/11	0.05	0.09	0.14	
▶ DMR	19			11:17.62	2/4/11	0.3	0.00	0.30	
▶ TJ	18	Ashley STACEY	SO	12.69m	41-7 3/4	2/26/11	0.9	0.12	1.02
▶ WT	10	Beth ROHL	JR	20.44m	67- 5/8	2/11/11	6	0.55	6.55
Team Total								8.02	

73



West Virginia

BIG EAST Conference

▼55

Event	Scrd As	Athlete	Yr	Scored Mark	Date	Pl. Pts.	Bonus	TOTAL
Scored bests come from PRE-SEASON DATA								
▶ Mile	22	Kaylyn CHRISTOPHER	SR	4:41.61	2/4/11	0.5	0.19	0.69
▶ Mile	25	Jessica O'CONNELL	SR	4:42.00	2/4/11	0.2	0.15	0.35
▶ 3000m	11	Jessica O'CONNELL	SR	9:14.12	3/4/11	5	0.69	5.69
▶ 5000m	25	Sarah-Anne BRAULT	SR	16:17.95	2/18/11	0.2	0.09	0.29
▶ 5000m	31	Katie GILLESPIE	SO	16:25.12	2/18/11	0.04	0.00	0.04
Team Total								7.06

74



Wright State

Horizon League

Event	Scrd As	Athlete	Yr	Scored Mark	Date	Pl. Pts.	Bonus	TOTAL
Scored bests come from CURRENT season								
► H60m	10	Cassandra LLOYD	SR	8.23	1/6/12	6	0.73	6.73
Team Total								6.73

75



Toledo

Mid-American Conference

Event	Scrd As	Athlete	Yr	Scored Mark	Date	Pl. Pts.	Bonus	TOTAL
Scored bests come from PRE-SEASON DATA								
► 5000m	10	Ari FISHER	SR	16:04.56	2/10/11	6	0.69	6.69
Team Total								6.69

76



Manhattan

Metro Atlantic Athletic Conference

Event	Scrd As	Athlete	Yr	Scored Mark		Date	Pl. Pts.	Bonus	TOTAL
Scored bests come from PRE-SEASON DATA									
► LJ	10	Malin OLSSON	SO	6.24m	20-5%	2/9/11	6	0.65	6.65
Team Total									6.65

77



Long Island

Northeast Conference

Event	Scrd As	Athlete	Yr	Scored Mark		Date	Pl. Pts.	Bonus	TOTAL
Scored bests come from PRE-SEASON DATA									
▶ H60m	17	Jessie GAINES	SR	8.34		2/12/11	1	0.24	1.24
▶ TJ	11	Jessie GAINES	SR	12.80m	42-0	2/4/11	5	0.36	5.36
Team Total									6.60

78



Northern Iowa

Missouri Valley Conference

Event	Scrd As	Athlete	Yr	Scored Mark	Date	Pl. Pts.	Bonus	TOTAL
Scored bests come from PRE-SEASON DATA								
► PENT	10	Olimpia NOWAK	SR	3,966	2/26/11	6	0.45	6.45
Team Total								6.45

79



Boston University

America East Conference

▼34

Event	Scrd As	Athlete	Yr	Scored Mark	Date	Pl. Pts.	Bonus	TOTAL	
Scored bests come from PRE-SEASON DATA									
▶ 5000m	13	Katie MATTHEWS	SR	16:06.38	2/18/11	3	0.57	3.57	
▶ HJ	16	Allison BARWISE	JR	1.80m	5-10%	3/5/11	1.25	0.24	1.49
▶ PENT	20	Allison BARWISE	JR	3,813	2/18/11	0.7	0.00	0.70	
Team Total								5.77	

"Scrd As", short for "Scored As", Standing used for place points portion of performance's score combining preseason data (when applied) to current season data

Numbers in BLACK are both the performance's actual NCAA rank AND "scored as" rank Numbers in RED indicate actual NCAA rank does not exist or is worse than "scored as" rank Numbers in BLUE indicate actual NCAA rank is better than "scored as" rank

USTFCCCA Non-Member

Non-Member Schools Will NOT be ranked, beginning Week 2



2012 Indoor Track & Field, Preseason

Only those who score >0.01 pts are shown
D denotes multiple-event rule in affect

WOMEN

80



Cincinnati

BIG EAST Conference

Event	Scrd As	Athlete	Yr	Scored Mark		Date	Pl. Pts.	Bonus	TOTAL
Scored bests come from CURRENT season									
▶ HJ	25	Jasmine COTTEN	SR	1.78m	5-10	12/9/11	0.2	0.00	0.20
▶ PENT	21	Jasmine COTTEN	SR	3,803		12/9/11	0.6	0.00	0.60
Scored bests come from PRE-SEASON DATA									
▶ PV	12	MacKenzie FIELDS	SR	4.21m	13-9½	2/11/11	4	0.55	4.55
▶ PV	24	Sarah RASNICK	SO	4.05m	13-3½	2/18/11	0.3	0.00	0.30
Team Total									5.65

81



Maine

America East Conference

Event	Scrd As	Athlete	Yr	Scored Mark	Date	Pl. Pts.	Bonus	TOTAL
Scored bests come from PRE-SEASON DATA								
► Mile	29	Corey CONNER	SR	4:43.37	2/18/11	0.075	0.00	0.08
► 3000m	34	Corey CONNER	SR	9:24.78	3/5/11	0.015	0.00	0.01
► 5000m	12	Corey CONNER	SR	16:06.18	1/28/11	4	0.59	4.59
► H60m	30	Jesse LABRECK	SR	8.39	2/18/11	0.05	0.09	0.14
► HJ	25	Jesse LABRECK	SR	1.78m	5-10 2/18/11	0.2	0.00	0.20
► LJ	22	Jesse LABRECK	SR	6.14m	20-1¼ 2/18/11	0.5	0.13	0.63
Team Total								5.65

82



Georgia Tech

Atlantic Coast Conference

Event	Scrd As	Athlete	Yr	Scored Mark	Date	Pl. Pts.	Bonus	TOTAL	
Scored bests come from PRE-SEASON DATA									
▶ H60m	13	Leslie NJOKU	SR	8.30	2/24/11	3	0.35	3.35	
▶ H60m	17	Melanie AKWULE	SR	8.34	1/28/11	1	0.24	1.24	
▶ TJ	18	Julienne MCKEE	SO	12.69m	41-7½	2/24/11	0.9	0.12	1.02
▶ TJ	32	Jhanelle MCLEOD	SR	12.52m	41-1	2/24/11	0.03	0.00	0.03
Team Total								5.64	

83



Indiana

Big Ten Conference

▼47

Event	Scrd As	Athlete	Yr	Scored Mark	Date	Pl. Pts.	Bonus	TOTAL
Scored bests come from PRE-SEASON DATA								
▶ Mile	19	Chelsea BLANCHARD	SR	4:41.18	1/28/11	0.8	0.24	1.04
▶ 3000m	21	Chelsea BLANCHARD	SR	9:19.87	2/11/11	0.6	0.18	0.78
▶ PV	19	Kelsie AHBE	JR	4.11m	13-5½	0.8	0.06	0.86
▶ SP	14	Monique RIDDICK	SR	16.66m	54-8	2	0.41	2.41
Team Total								5.08

84




Illinois

Big Ten Conference

▼34

Event	Scrd As	Athlete	Yr	Scored Mark	Date	Pl. Pts.	Bonus	TOTAL
Scored bests come from PRE-SEASON DATA								
▶ 200m	19	Ashley KELLY	SR	23.62	2/26/11	0.8	0.21	1.01
▶ 400m	18	Ashley KELLY	SR	53.59	2/4/11	0.9	0.30	1.20
▶ 800m	23	Stephanie MORGAN	JR	2:07.02	2/26/11	0.4	0.14	0.54
▶ H60m	14	Breeana COLEMAN	SO	8.31	2/25/11	2	0.32	2.32
Team Total								5.06

85



Sacramento State

Big Sky Conference

Event	Scrd As	Athlete	Yr	Scored Mark	Date	Pl. Pts.	Bonus	TOTAL
Scored bests come from PRE-SEASON DATA								
800m	12	Renisha ROBINSON	SR	2:05.71	3/5/11	4	0.55	4.55
Team Total								4.55

86



Iowa

Big Ten Conference

▼36

Event	Scrd As	Athlete	Yr	Scored Mark	Date	Pl. Pts.	Bonus	TOTAL
Scored bests come from PRE-SEASON DATA								
▶ 400m	31	Ashley LIVERPOOL	SO	54.09	2/26/11	0.04	0.01	0.05
▶ Mile	13	McKenzie MELANDER	SR	4:39.78	3/4/11	3	0.39	3.39
▶ 3000m	23	Betsy FLOOD	SR	9:20.09	2/26/11	0.4	0.17	0.57
▶ 5000m	28	Betsy FLOOD	SR	16:20.67	2/26/11	0.1	0.00	0.10
▶ 4x400	19			3:36.97	3/5/11	0.3	0.06	0.36
Team Total								4.46

"Scrd As", short for "Scored As", Standing used for place points portion of performance's score combining preseason data (when applied) to current season data

Numbers in BLACK are both the performance's actual NCAA rank AND "scored as" rank Numbers in RED indicate actual NCAA rank does not exist or is worse than "scored as" rank Numbers in BLUE indicate actual NCAA rank is better than "scored as" rank

USTFCCCA Non-Member

Non-Member Schools Will NOT be ranked, beginning Week 2



2012 Indoor Track & Field, Preseason

Only those who score >0.01 pts are shown
D denotes multiple-event rule in affect

WOMEN

87



Louisiana-Lafayette

Sun Belt Conference

Event	Scrd As	Athlete	Yr	Scored Mark		Date	Pl. Pts.	Bonus	TOTAL
Scored bests come from PRE-SEASON DATA									
▶ TJ	12	Jasmine MANUEL	SR	12.77m	41-10%	2/27/11	4	0.27	4.27
Team Total									4.27

88



Minnesota

Big Ten Conference

▼38

Event	Scrd As	Athlete	Yr	Scored Mark	Date	Pl. Pts.	Bonus	TOTAL	
Scored bests come from PRE-SEASON DATA									
▶ 60m	31	Chimerem OKOROJI	SR	7.43	2/26/11	0.04	0.00	0.04	
▶ Mile	27	Stephanie PRICE	JR	4:42.75	2/10/11	0.125	0.07	0.19	
▶ 3000m	28	Stephanie PRICE	JR	9:22.62	2/26/11	0.1	0.03	0.13	
▶ 5000m	34	Stephanie PRICE	JR	16:26.88	2/26/11	0.015	0.00	0.01	
▶ DMR	15			11:12.34	2/4/11	0.7	0.08	0.78	
▶ PV	15	Becca PILKERTON	SR	4.15m	13-7½	2/10/11	1.5	0.25	1.75
▶ LJ	17	Todea-Kay WILLIS	SR	6.17m	20-3	2/26/11	1	0.25	1.25
Team Total								4.15	

89



Butler

Horizon League

Event	Scrd As	Athlete	Yr	Scored Mark	Date	Pl. Pts.	Bonus	TOTAL
Scored bests come from CURRENT season								
▶ 3000m	20	Kirsty LEGG	JR	9:19.60	12/2/11	0.7	0.19	0.89
Scored bests come from PRE-SEASON DATA								
▶ Mile	15	Kirsty LEGG	JR	4:40.25	3/4/11	1.5	0.34	1.84
Team Total								2.73

90



Navy

Patriot League

Event	Scrd As	Athlete	Yr	Scored Mark	Date	Pl. Pts.	Bonus	TOTAL
Scored bests come from PRE-SEASON DATA								
▶ 800m	14	Jess PALACIO	SR	2:05.89	3/4/11	2	0.46	2.46
▶ Mile	30	Jess PALACIO	SR	4:43.58	2/18/11	0.05	0.00	0.05
Team Total								2.51

91



NC State

Atlantic Coast Conference

Event	Scrd As	Athlete	Yr	Scored Mark		Date	Pl. Pts.	Bonus	TOTAL
Scored bests come from PRE-SEASON DATA									
▶ LJ	27	Karimah SHEPHERD	JR	6.11m	20-½	2/24/11	0.125	0.01	0.13
▶ TJ	14	Jazueline DANIELS	JR	12.75m	41-10	2/24/11	2	0.22	2.22
▶ SP	30	Lawanda HENRY	SR	15.61m	51-2%	2/24/11	0.05	0.00	0.05
Team Total									2.40

92



Arkansas State

Sun Belt Conference

Event	Scrd As	Athlete	Yr	Scored Mark	Date	Pl. Pts.	Bonus	TOTAL
Scored bests come from PRE-SEASON DATA								
▶ H60m	25	Sharika NELVIS	SO	8.36	2/27/11	0.2	0.18	0.38
▶ PV	15	Stephanie FOREMAN	SR	4.15m	13-7% 2/27/11	1.5	0.25	1.75
Team Total								2.13

93




Akron

Mid-American Conference

Event	Scrd As	Athlete	Yr	Scored Mark		Date	Pl. Pts.	Bonus	TOTAL
Scored bests come from PRE-SEASON DATA									
▶ PV	17	Katherine LEE	SR	4.14m	13-7	3/5/11	1	0.20	1.20
▶ PV	22	Ariane BEAUMONT-COURTEAU	SO	4.07m	13-4%	2/11/11	0.5	0.00	0.50
▶ WT	23	Valerie WERT	SR	19.60m	64-3%	1/28/11	0.4	0.00	0.40
Team Total									2.10

94



UNLV

Mountain West Conference

Event	Scrd As	Athlete	Yr	Scored Mark		Date	Pl. Pts.	Bonus	TOTAL
Scored bests come from PRE-SEASON DATA									
▶ HJ	25	Ashley HENRY	SO	1.78m	5-10	1/21/11	0.2	0.00	0.20
▶ WT	18	Chelsea CASSULO	SR	19.87m	65-2%	2/24/11	0.9	0.11	1.01
▶ WT	20	Amanda BINGSON	SR	19.70m	64-7%	2/24/11	0.7	0.00	0.70
Team Total									1.91

"Scrd As", short for "Scored As", Standing used for place points portion of performance's score combining preseason data (when applied) to current season data

Numbers in BLACK are both the performance's actual NCAA rank AND "scored as" rank Numbers in RED indicate actual NCAA rank does not exist or is worse than "scored as" rank Numbers in BLUE indicate actual NCAA rank is better than "scored as" rank

USTFCCCA Non-Member

Non-Member Schools Will NOT be ranked, beginning Week 2



2012 Indoor Track & Field, Preseason

Only those who score >0.01 pts are shown
D denotes multiple-event rule in affect

WOMEN

95



Tulane

Conference USA

Event	Scrd As	Athlete	Yr	Scored Mark	Date	Pl. Pts.	Bonus	TOTAL
Scored bests come from PRE-SEASON DATA								
▶ 60m	17	Kasey RODGERS	SR	7.35	3/4/11	1	0.37	1.37
▶ 200m	27	Kasey RODGERS	SR	23.78	2/25/11	0.125	0.01	0.13
▶ PV	24	Merritt VAN METER	SO	4.05m 13-3½	2/24/11	0.3	0.00	0.30
Team Total								1.81

96



Jacksonville

Atlantic Sun Conference

Event	Scrd As	Athlete	Yr	Scored Mark	Date	Pl. Pts.	Bonus	TOTAL
Scored bests come from PRE-SEASON DATA								
▶ PENT	16	Charlene CHARLES	JR	3,906	1/29/11	1.25	0.22	1.47
Team Total								1.47

97



San Francisco

West Coast Conference

Event	Scrd As	Athlete	Yr	Scored Mark	Date	Pl. Pts.	Bonus	TOTAL
Scored bests come from PRE-SEASON DATA								
▶ 3000m	17	Eva KRCHOVA	JR	9:17.58	3/5/11	1	0.32	1.32
Team Total								1.32

98



Cornell

Ivy League

Event	Scrd As	Athlete	Yr	Scored Mark	Date	Pl. Pts.	Bonus	TOTAL
Scored bests come from PRE-SEASON DATA								
▶ 800m	29	Molly GLANTZ	SR	2:07.91	2/26/11	0.075	0.00	0.08
▶ LJ	17	Melissa HEWITT	SR	6.17m 20-3	2/12/11	1	0.25	1.25
Team Total								1.32

99



Norfolk State

Mid-Eastern Athletic Conference

Event	Scrd As	Athlete	Yr	Scored Mark	Date	Pl. Pts.	Bonus	TOTAL
Scored bests come from CURRENT season								
▶ 60m	23	Shanneka CLAIBORNE	SR	7.38	12/4/11	0.4	0.19	0.59
Scored bests come from PRE-SEASON DATA								
▶ LJ	22	Champagne BELL	SO	6.14m 20-1½	1/28/11	0.5	0.13	0.63
Team Total								1.21

100



Montana

Big Sky Conference

Event	Scrd As	Athlete	Yr	Scored Mark	Date	Pl. Pts.	Bonus	TOTAL
Scored bests come from PRE-SEASON DATA								
▶ PENT	17	Lindsey HALL	JR	3,884	1/10/11	1	0.14	1.14
Team Total								1.14

101



Southern California

Pacific-12 Conference

Event	Scrd As	Athlete	Yr	Scored Mark	Date	Pl. Pts.	Bonus	TOTAL
Scored bests come from PRE-SEASON DATA								
▶ H60m	20	Lauren BLACKBURN	SO	8.35	2/12/11	0.7	0.21	0.91
▶ LJ	31	Alitta BOYD	JR	6.07m 19-11	2/12/11	0.04	0.00	0.04
Team Total								0.95

102



Iona

Metro Atlantic Athletic Conference

Event	Scrd As	Athlete	Yr	Scored Mark	Date	Pl. Pts.	Bonus	TOTAL
Scored bests come from PRE-SEASON DATA								
▶ Mile	20	Heidi GREGSON	SR	4:41.29	3/4/11	0.7	0.22	0.92
Team Total								0.92

"Scrd As", short for "Scored As", Standing used for place points portion of performance's score combining preseason data (when applied) to current season data

Numbers in BLACK are both the performance's actual NCAA rank AND "scored as" rank Numbers in RED indicate actual NCAA rank does not exist or is worse than "scored as" rank Numbers in BLUE indicate actual NCAA rank is better than "scored as" rank

USTFCCCA Non-Member

Non-Member Schools Will NOT be ranked, beginning Week 2



2012 Indoor Track & Field, Preseason

Only those who score >0.01 pts are shown
D denotes multiple-event rule in affect

WOMEN

103



Houston

Conference USA

Event	Scrd As	Athlete	Yr	Scored Mark	Date	Pl. Pts.	Bonus	TOTAL
Scored bests come from PRE-SEASON DATA								
▶ 60m	34	Whitney HARRIS	SR	7.44	1/14/11	0.015	0.00	0.01
▶ H60m	20	Demeeka JONES	SR	8.35	3/5/11	0.7	0.21	0.91
Team Total								0.92

104



South Alabama

Sun Belt Conference

Event	Scrd As	Athlete	Yr	Scored Mark	Date	Pl. Pts.	Bonus	TOTAL
Scored bests come from CURRENT season								
▶ PENT	18	Lindsay SCHWARTZ	SR	3,835	12/7/11	0.9	0.00	0.90
Team Total								0.90

105



Eastern Michigan

Mid-American Conference

Event	Scrd As	Athlete	Yr	Scored Mark	Date	Pl. Pts.	Bonus	TOTAL
Scored bests come from PRE-SEASON DATA								
▶ 200m	34	Naomi ANDRE	JR	23.86	2/25/11	0.015	0.00	0.01
▶ 800m	21	Beverly ELCOCK	SR	2:06.86	2/11/11	0.6	0.18	0.78
▶ TJ	30	Shnell WISHART	SO	12.54m 41-1½	1/8/11	0.05	0.00	0.05
Team Total								0.85

106



Boise State

Mountain West Conference

Event	Scrd As	Athlete	Yr	Scored Mark	Date	Pl. Pts.	Bonus	TOTAL
Scored bests come from CURRENT season								
▶ WT	22	Mele VAISIMA	SR	19.68m 64-7	12/2/11	0.5	0.00	0.50
Scored bests come from PRE-SEASON DATA								
▶ PENT	24	Alexi MORTON	SO	3,769	2/24/11	0.3	0.00	0.30
Team Total								0.80

107



Southern Utah

The Summit League

Event	Scrd As	Athlete	Yr	Scored Mark	Date	Pl. Pts.	Bonus	TOTAL
Scored bests come from PRE-SEASON DATA								
▶ PENT	22	Shaye MAURER	JR	3,791	2/27/11	0.5	0.00	0.50
Team Total								0.50

108



George Mason

Colonial Athletic Association

Event	Scrd As	Athlete	Yr	Scored Mark	Date	Pl. Pts.	Bonus	TOTAL
Scored bests come from PRE-SEASON DATA								
▶ PV	32	Mandissa MARSHALL	JR	4.00m 13-1½	2/4/11	0.03	0.00	0.03
▶ TJ	24	Namatirai Grace MAVUGARA	SR	12.65m 41-6	3/5/11	0.3	0.06	0.36
Team Total								0.39

109



Virginia Tech

Atlantic Coast Conference

Event	Scrd As	Athlete	Yr	Scored Mark	Date	Pl. Pts.	Bonus	TOTAL
Scored bests come from PRE-SEASON DATA								
▶ 60m	31	Ogechi NWANERI	SR	7.43	2/24/11	0.04	0.00	0.04
▶ H60m	30	Kristen BROWN	SO	8.39	3/5/11	0.05	0.09	0.14
▶ DMR	20			11:17.72	2/24/11	0.2	0.00	0.20
Team Total								0.38

110



Bowling Green

Mid-American Conference

Event	Scrd As	Athlete	Yr	Scored Mark	Date	Pl. Pts.	Bonus	TOTAL
Scored bests come from PRE-SEASON DATA								
▶ 60m	25	Jeanette PETTIGREW	JR	7.40	2/25/11	0.2	0.10	0.30
Team Total								0.30

"Scrd As", short for "Scored As", Standing used for place points portion of performance's score combining preseason data (when applied) to current season data

Numbers in BLACK are both the performance's actual NCAA rank AND "scored as" rank Numbers in RED indicate actual NCAA rank does not exist or is worse than "scored as" rank Numbers in BLUE indicate actual NCAA rank is better than "scored as" rank

USTFCCCA Non-Member

Non-Member Schools Will NOT be ranked, beginning Week 2



2012 Indoor Track & Field, Preseason

Only those who score >0.01 pts are shown
D denotes multiple-event rule in affect

WOMEN

111



Notre Dame

BIG EAST Conference

Event	Scrd As	Athlete	Yr	Scored Mark	Date	Pl. Pts.	Bonus	TOTAL
Scored bests come from PRE-SEASON DATA								
▶ Mile	26	Rebecca TRACY	JR	4:42.14	1/22/11	0.15	0.13	0.28
Team Total								0.28

112



Hampton

Mid-Eastern Athletic Conference

Event	Scrd As	Athlete	Yr	Scored Mark		Date	Pl. Pts.	Bonus	TOTAL
Scored bests come from PRE-SEASON DATA									
▶ HJ	25	Claudia CALDER	SR	1.78m	5-10	2/4/11	0.2	0.00	0.20
Team Total									0.20

113



Cal Poly

Big West Conference

Event	Scrd As	Athlete	Yr	Scored Mark		Date	Pl. Pts.	Bonus	TOTAL
Scored bests come from PRE-SEASON DATA									
▶ HJ	25	Whitney SISLER	SR	1.78m	5-10	2/13/11	0.2	0.00	0.20
Team Total									0.20

113



Maryland

Atlantic Coast Conference

▼85

Event	Scrd As	Athlete	Yr	Scored Mark	Date	Pl. Pts.	Bonus	TOTAL	
Scored bests come from PRE-SEASON DATA									
▶ HJ	25	Amina SMITH	SO	1.78m	5-10	1/22/11	0.2	0.00	0.20
Team Total								0.20	

113




Neb.-Omaha

Independent (DI)

Event	Scrd As	Athlete	Yr	Scored Mark		Date	Pl. Pts.	Bonus	TOTAL
Scored bests come from PRE-SEASON DATA									
▶ HJ	25	Kathie-Lee LAIDLEY	SO	1.78m	5-10	1/28/11	0.2	0.00	0.20
Team Total									0.20

113



Wyoming

Mountain West Conference

Event	Scrd As	Athlete	Yr	Scored Mark		Date	Pl. Pts.	Bonus	TOTAL
Scored bests come from CURRENT season									
▶ WT	25	Ashley HUTCHINSON	SR	19.45m	63-9%	12/2/11	0.2	0.00	0.20
Team Total									0.20

117



Jackson State

Southwestern Athletic Conference

Event	Scrd As	Athlete	Yr	Scored Mark	Date	Pl. Pts.	Bonus	TOTAL
Scored bests come from PRE-SEASON DATA								
▶ 400m	29	Raina SANDERS	SR	53.94	2/26/11	0.075	0.09	0.17
Team Total								0.17

118




Coppin State

Mid-Eastern Athletic Conference

Event	Scrd As	Athlete	Yr	Scored Mark		Date	Pl. Pts.	Bonus	TOTAL
Scored bests come from CURRENT season									
▶ TJ	26	Christina EPPS	JR	12.62m	41-5	12/10/11	0.15	0.01	0.16
Team Total									0.16

119



UMES

Mid-Eastern Athletic Conference

Event	Scrd As	Athlete	Yr	Scored Mark	Date	Pl. Pts.	Bonus	TOTAL	
Scored bests come from PRE-SEASON DATA									
▶ 800m	28	Cynthia ANAIS	SR	2:07.61		2/12/11	0.1	0.00	0.10
▶ SP	31	Vanessa HENRY	SR	15.60m	51-2½	3/5/11	0.04	0.00	0.04
Team Total								0.14	

120



Missouri

Big 12 Conference

Event	Scrd As	Athlete	Yr	Scored Mark		Date	Pl. Pts.	Bonus	TOTAL
Scored bests come from PRE-SEASON DATA									
▶ SP	27	Kearsten PEOPLES	SO	15.86m	52-½	2/4/11	0.125	0.00	0.13
▶ WT	34	Kearsten PEOPLES	SO	18.92m	62-1	2/25/11	0.015	0.00	0.01
Team Total									0.14

"Scrd As", short for "Scored As", Standing used for place points portion of performance's score combining preseason data (when applied) to current season data

Numbers in BLACK are both the performance's actual NCAA rank AND "scored as" rank Numbers in RED indicate actual NCAA rank does not exist or is worse than "scored as" rank Numbers in BLUE indicate actual NCAA rank is better than "scored as" rank

USTFCCCA Non-Member

Non-Member Schools Will NOT be ranked, beginning Week 2



2012 Indoor Track & Field, Preseason

Only those who score >0.01 pts are shown
D denotes multiple-event rule in affect

WOMEN

121



Western Michigan

Mid-American Conference

Event	Scrd As	Athlete	Yr	Scored Mark	Date	Pl. Pts.	Bonus	TOTAL
Scored bests come from PRE-SEASON DATA								
200m	27	Iris CAMPBELL	JR	23.78	2/25/11	0.125	0.01	0.13
Team Total						0.13		

122



USF

BIG EAST Conference

▼82

Event	Scrd As	Athlete	Yr	Scored Mark		Date	Pl. Pts.	Bonus	TOTAL
Scored bests come from PRE-SEASON DATA									
▶ LJ	29	Monique WILLIAMS	JR	6.09m	19-11½	12/3/10	0.075	0.00	0.08
▶ WT	31	Lauren NOE	SR	18.96m	62-2½	1/13/11	0.04	0.00	0.04
Team Total									0.12

123



Washington State

Pacific-12 Conference

Event	Scrd As	Athlete	Yr	Scored Mark	Date	Pl. Pts.	Bonus	TOTAL
Scored bests come from PRE-SEASON DATA								
DMR	21			11:18.14	2/25/11	0.1	0.00	0.10
Team Total						0.10		

124



Montana State

Big Sky Conference

Event	Scrd As	Athlete	Yr	Scored Mark	Date	Pl. Pts.	Bonus	TOTAL
Scored bests come from PRE-SEASON DATA								
PENT	29	Sarah MCGREE	JR	3,731	2/25/11	0.075	0.00	0.08
Team Total						0.08		

125



Louisiana Tech

Western Athletic Conference

▼68

Event	Scrd As	Athlete	Yr	Scored Mark	Date	Pl. Pts.	Bonus	TOTAL
Scored bests come from PRE-SEASON DATA								
H60m	33	Kim FRANCIS	SO	8.41	2/24/11	0.02	0.04	0.06
Team Total						0.06		

126



Weber State

Big Sky Conference

Event	Scrd As	Athlete	Yr	Scored Mark	Date	Pl. Pts.	Bonus	TOTAL
Scored bests come from PRE-SEASON DATA								
Mile	31	Amber HENRY	JR	4:43.80	2/11/11	0.04	0.00	0.04
Team Total						0.04		

127



Dartmouth

Ivy League

Event	Scrd As	Athlete	Yr	Scored Mark	Date	Pl. Pts.	Bonus	TOTAL
Scored bests come from PRE-SEASON DATA								
800m	32	Christina SUPINO	SR	2:08.05	2/11/11	0.03	0.00	0.03
Team Total						0.03		

127



Princeton

Ivy League

▼87

Event	Scrd As	Athlete	Yr	Scored Mark		Date	Pl. Pts.	Bonus	TOTAL
Scored bests come from PRE-SEASON DATA									
► PV	32	Tory WORTHEN	JR	4.00m	13-1½	3/5/11	0.03	0.00	0.03
Team Total									0.03

129



Florida A&M

Mid-Eastern Athletic Conference

Event	Scrd As	Athlete	Yr	Scored Mark		Date	Pl. Pts.	Bonus	TOTAL
Scored bests come from CURRENT season									
► LJ	33	Nakia LINSON	SO	6.05m	19-10%	1/7/12	0.02	0.00	0.02
Team Total									0.02

129



Marshall

Conference USA

Event	Scrd As	Athlete	Yr	Scored Mark	Date	Pl. Pts.	Bonus	TOTAL
Scored bests come from PRE-SEASON DATA								
PENT	33	Elaine DERRICOTT	JR	3,710	2/11/11	0.02	0.00	0.02
Team Total						0.02		

"Scrd As", short for "Scored As", Standing used for place points portion of performance's score combining preseason data (when applied) to current season data

Numbers in BLACK are both the performance's actual NCAA rank AND "scored as" rank Numbers in RED indicate actual NCAA rank does not exist or is worse than "scored as" rank Numbers in BLUE indicate actual NCAA rank is better than "scored as" rank

USTFCCCA Non-Member

Non-Member Schools Will NOT be ranked, beginning Week 2



2012 Indoor Track & Field, Preseason

Only those who score >0.01 pts are shown
 D denotes multiple-event rule in affect

WOMEN

129



UT Arlington

Southland Conference

Event	Scrd As	Athlete	Yr	Scored Mark	Date	Pl. Pts.	Bonus	TOTAL
-------	---------	---------	----	-------------	------	----------	-------	-------

Scored bests come from PRE-SEASON DATA

► 200m	33	Pamela VINSON	SO	23.85	2/25/11	0.02	0.00	0.02
--------	----	---------------	----	-------	---------	------	------	------

Team Total 0.02

132



Pittsburgh

BIG EAST Conference

Event	Scrd As	Athlete	Yr	Scored Mark	Date	Pl. Pts.	Bonus	TOTAL
-------	---------	---------	----	-------------	------	----------	-------	-------

Scored bests come from PRE-SEASON DATA

► TJ	34	Ashley CORUM	SO	12.51m 41-½	2/18/11	0.015	0.00	0.01
------	----	--------------	----	-------------	---------	-------	------	------

Team Total 0.01

132



Vermont

America East Conference

Event	Scrd As	Athlete	Yr	Scored Mark	Date	Pl. Pts.	Bonus	TOTAL
-------	---------	---------	----	-------------	------	----------	-------	-------

Scored bests come from PRE-SEASON DATA

► 800m	34	Julie MCGILPIN	JR	2:08.41	3/5/11	0.015	0.00	0.01
--------	----	----------------	----	---------	--------	-------	------	------

Team Total 0.01

"Scrd As", short for "Scored As", Standing used for place points portion of performance's score combining preseason data (when applied) to current season data

Numbers in BLACK are both the performance's actual NCAA rank AND "scored as" rank Numbers in RED indicate actual NCAA rank does not exist or is worse than "scored as" rank Numbers in BLUE indicate actual NCAA rank is better than "scored as" rank

USTFCCCA Non-Member

Non-Member Schools Will NOT be ranked, beginning Week 2