



2012 Indoor Track & Field, Week #2

Only those who score >0.01 pts are shown
D denotes multiple-event rule in affect

MEN

1



Arkansas

Southeastern Conference

unch

Event	Scrd As	Athlete	Yr	Scored Mark		Date	Pl. Pts.	Bonus	TOTAL
Scored bests come from CURRENT season									
▶ 200m	9	Akheem GAUNTLETT	JR	20.82		1/27/12	7	0.87	7.87
▶ 400m	21	Akheem GAUNTLETT	JR	46.73		1/27/12	0.6	0.26	0.86
▶ 800m	24	Patrick RONO	FR	1:48.75		1/27/12	0.3	0.18	0.48
▶ 800m	29	Anthony LIEGHIO	JR	1:49.01		1/27/12	0.075	0.09	0.17
▶ H60m	25	Caleb CROSS	JR	7.83		1/12/12	0.2	0.10	0.30
▶ HJ	27	Noah KITTELSON	FR	2.16m	7-1	1/12/12	0.125	0.00	0.13
▶ HJ	27	Brede ELLINGSEN	JR	2.16m	7-1	1/27/12	0.125	0.00	0.13
▶ HJ	34	Gunnar NIXON	FR	2.15m	7-¾	1/27/12	0.015	0.00	0.01
▶ PV	2	Andrew IRWIN	FR	5.50m	18-¾	A 1/12/12	18	2.68	20.68
▶ PV	32	Kevin LAZAS	SO	5.20m	17-¾	1/27/12	0.03	0.00	0.03
▶ LJ	32	Gunnar NIXON	FR	7.53m	24-8½	1/27/12	0.03	0.00	0.03
▶ HEPT	1	Gunnar NIXON	FR	6,022		A 1/27/12	20	3.11	23.11
▶ HEPT	3	Kevin LAZAS	SO	5,920		A 1/27/12	16	2.11	18.11
▶ HEPT	22	Terry PRENTICE	SR	5,509		1/27/12	0.5	0.00	0.50
Scored bests come from PRE-SEASON DATA									
▶ 200m	5	Marek NIIT	JR	20.70		2/25/11	D 12	1.41	3.41
▶ 400m	3	Marek NIIT	JR	45.99		2/25/11	16	1.49	17.49
▶ 400m	4	Neil BRADDY	SO	46.03		2/25/11	14	1.41	15.41
▶ 400m	5	Ben SKIDMORE	SR	46.04		2/25/11	12	1.39	13.39
▶ 800m	16	ChuoI DEY	JR	1:48.08		2/11/11	1.25	0.50	1.75
▶ 800m	20	Duncan PHILLIPS	SR	1:48.47		2/4/11	0.7	0.27	0.97
▶ Mile	17	Duncan PHILLIPS	SR	3:58.82		2/11/11	1	0.50	1.50
▶ 3000m	32	Eric FERNANDEZ	JR	7:59.30		1/28/11	0.03	0.00	0.03
▶ 5000m	23	Eric FERNANDEZ	JR	13:53.48		2/11/11	0.4	0.23	0.63
▶ 4x400	2			3:05.13		2/25/11	18	2.27	20.27
▶ DMR	8			9:30.85		1/28/11	6	1.35	7.35
▶ HJ	27	Raymond HIGGS	SO	2.16m	7-1	3/4/11	0.125	0.00	0.13
▶ LJ	2	Tarik BATCHELOR	SR	8.07m	26-5¾	2/25/11	18	3.02	21.02
▶ LJ	11	Raymond HIGGS	SO	7.77m	25-6	2/11/11	5	0.68	5.68
▶ TJ	2	Tarik BATCHELOR	SR	16.52m	54-2½	1/7/11	18	2.77	20.77
Team Total								202.19	

2



Florida

Southeastern Conference

unch

Event	Scrd As	Athlete	Yr	Scored Mark	Date	Pl. Pts.	Bonus	TOTAL
Scored bests come from CURRENT season								
▶ 800m	6	Sean OBINWA	SO	1:47.22	A 1/27/12	10	1.35	11.35
▶ DMR	20	Cardillo, Graham, Jr, Obinwa, Mizereck		9:38.95	1/27/12	0.2	0.04	0.24
▶ LJ	18	Gray HORN	SR	7.66m	25-1¼ 1/14/12	0.9	0.15	1.05
▶ SP	2	Kemal MESIC	SR	20.31m	66-7¾ A 1/27/12	18	2.48	20.48
▶ WT	5	Jeremy POSTIN	JR	21.31m	69-11 1/22/12	12	1.45	13.45
▶ HEPT	2	Gray HORN	SR	5,971	A 1/27/12	18	2.61	20.61
Scored bests come from PRE-SEASON DATA								
▶ 60m	1	Jeff DEMPS	JR	6.53	3/12/11	20	1.89	21.89
▶ 200m	2	Tony MCQUAY	JR	20.61	2/25/11	D 18	1.82	3.82
▶ 200m	18	Leonardo SEYMORE	JR	21.01	2/4/11	0.9	0.30	1.20
▶ 400m	1	Tony MCQUAY	JR	45.21	2/25/11	20	3.06	23.06
▶ H60m	9	Eddie LOVETT	SO	7.73	2/25/11	7	0.72	7.72
▶ 4x400	4			3:05.51	2/25/11	14	2.02	16.02
▶ HJ	8	Dwight BARBIASZ	SR	2.22m	7-3¼ 2/4/11	8	0.78	8.78
▶ TJ	1	Omar CRADDOCK	JR	16.57m	54-4½ 2/25/11	20	3.01	23.01
▶ WT	20	David TRIASSI	JR	20.33m	66-8½ 3/5/11	0.7	0.03	0.73
Team Total								173.43

"Scrd As", short for "Scored As", Standing used for place points portion of performance's score combining preseason data (when applied) to current season data

Numbers in BLACK are both the performance's actual NCAA rank AND "scored as" rank Numbers in RED indicate actual NCAA rank does not exist or is worse than "scored as" rank Numbers in BLUE indicate actual NCAA rank is better than "scored as" rank

USTFCCCA Non-Member

Non-Member Schools Will NOT be ranked, beginning Week 2



2012 Indoor Track & Field, Week #2

Only those who score >0.01 pts are shown
D denotes multiple-event rule in affect

MEN

3



LSU

Southeastern Conference

unch

Event	Scrd As	Athlete	Yr	Scored Mark	Date	Pl. Pts.	Bonus	TOTAL
Scored bests come from CURRENT season								
▶ 60m	33	Rynell PARSON	SO	6.71	1/14/12	0.02	0.03	0.05
Scored bests come from PRE-SEASON DATA								
▶ 60m	25	Keyth TALLEY	SR	6.68	3/4/11	0.2	0.17	0.37
▶ 200m	24	Riker HYLTON	SR	21.08	1/28/11	0.3	0.19	0.49
▶ 400m	6	Caleb WILLIAMS	JR	46.08	2/25/11	10	1.31	11.31
▶ 400m	10	Riker HYLTON	SR	46.30	2/25/11	6	0.88	6.88
▶ 400m	15	Robert SIMMONS	SR	46.54	2/25/11	1.5	0.47	1.97
▶ H60m	3	Barrett NUGENT	SR	7.61	3/12/11	16	1.91	17.91
▶ 4x400	5			3:05.61	2/25/11	12	1.95	13.95
▶ PV	9	Marcus MCGEHEE	SR	5.37m	17-7½	7	0.64	7.64
▶ LJ	3	Damar FORBES	JR	8.00m	26-3	16	2.36	18.36
▶ LJ	9	Kyron BLAISE	SR	7.78m	25-6½	7	0.74	7.74
▶ TJ	4	Kyron BLAISE	SR	16.36m	53-8½	14	2.00	16.00
▶ TJ	15	Damar FORBES	JR	15.80m	51-10	1.5	0.26	1.76
▶ WT	4	Michael LAURO	SR	21.51m	70-7	14	1.82	15.82
Team Total						120.26		

4



Texas

Big 12 Conference

▲ 1

Event	Scrd As	Athlete	Yr	Scored Mark		Date	Pl. Pts.	Bonus	TOTAL
Scored bests come from CURRENT season									
▶ SP	3	Ryan CROUSER	FR	20.29m	66-7	A 1/27/12	16	2.44	18.44
▶ SP	8	Jacob THORMAEHLEN	SR	19.35m	63-6	A 1/12/12	8	0.95	8.95
▶ HEPT	10	Isaac MURPHY	JR	5,748		1/27/12	6	0.79	6.79
▶ HEPT	12	Petter OLSON	FR	5,709		1/27/12	4	0.65	4.65
Scored bests come from PRE-SEASON DATA									
▶ Mile	31	Patrick MCGREGOR	JR	4:00.85		2/11/11	0.04	0.05	0.09
▶ H60m	4	Keiron STEWART	JR	7.66		2/25/11	14	1.34	15.34
▶ DMR	14			9:34.62		3/4/11	0.8	0.52	1.32
▶ PV	9	Maston WALLACE	JR	5.37m	17-7½	#####	7	0.64	7.64
▶ LJ	1	Marquise GOODWIN	JR	8.14m	26-8½	1/28/11	20	3.67	23.67
▶ TJ	10	Mark JACKSON	SO	15.98m	52-5½	2/11/11	6	0.67	6.67
▶ SP	9	Hayden BAILLIO	JR	19.32m	63-4½	2/25/11	7	0.90	7.90
Team Total							101.46		

5



Arizona

Pacific-12 Conference

▲ 5

Event	Scrd As	Athlete	Yr	Scored Mark		Date	Pl. Pts.	Bonus	TOTAL
Scored bests come from CURRENT season									
▶ Mile	2	Lawi LALANG	SO	3:55.09	A	1/27/12	18	1.89	19.89
▶ 3000m	8	Stephen SAMBU	JR	7:51.59	A	1/27/12	8	0.99	8.99
▶ HJ	11	Edgar RIVERA-MORALES	JR	2.21m	7-3	1/14/12	5	0.57	5.57
▶ SP	16	Bozidar ANTUNOVIC	SO	18.50m	60-8½	1/27/12	1.25	0.18	1.43
Scored bests come from PRE-SEASON DATA									
▶ 200m	30	Chris MCSWAIN	SR	21.13		2/12/11	0.05	0.12	0.17
▶ 800m	19	James EICHBERGER	JR	1:48.43		1/28/11	0.8	0.28	1.08
▶ 3000m	20	Lawi LALANG	SO	7:54.32		2/25/11	0.7	0.43	1.13
▶ 5000m	2	Stephen SAMBU	SR	13:28.48		3/12/11	18	2.11	20.11
▶ DMR	2			9:28.87		2/25/11	18	1.79	19.79
▶ HJ	3	Nick ROSS	JR	2.25m	7-4½	1/15/11	16	1.65	17.65
Team Total									95.82

6



Florida State

Atlantic Coast Conference

▼ 2

Event	Scrd As	Athlete	Yr	Scored Mark	Date	Pl. Pts.	Bonus	TOTAL
Scored bests come from CURRENT season								
▶ 60m	5	Kemar HYMAN	SR	6.56	A 1/21/12	12	1.47	13.47
▶ 800m	25	Darrin GIBSON	JR	1:48.78	1/27/12	0.2	0.17	0.37
▶ LJ	32	Paul MADZIVIRE	SO	7.53m	24-8½ 1/27/12	0.03	0.00	0.03
▶ TJ	13	Phillip YOUNG	SO	15.87m	52-1 1/27/12	3	0.37	3.37
▶ SP	21	Michael PUTMAN	SR	18.28m	59-11½ 1/27/12	0.6	0.02	0.62
Scored bests come from PRE-SEASON DATA								
▶ 60m	2	Maurice MITCHELL	SR	6.55	3/12/11	18	1.61	19.61
▶ 60m	9	Horatio WILLIAMS	JR	6.61	1/15/11	7	0.78	7.78
▶ 200m	1	Maurice MITCHELL	SR	20.41	3/12/11	20	2.75	22.75
▶ 200m	4	Horatio WILLIAMS	JR	20.68	3/12/11	14	1.50	15.50
▶ 5000m	27	Michael FOUT	JR	13:56.52	2/11/11	0.125	0.12	0.25
▶ 4x400	8			3:07.26	3/5/11	6	0.89	6.89
Team Total								90.63

"Scrd As", short for "Scored As", Standing used for place points portion of performance's score combining preseason data (when applied) to current season data

Numbers in BLACK are both the performance's actual NCAA rank AND "scored as" rank Numbers in RED indicate actual NCAA rank does not exist or is worse than "scored as" rank Numbers in BLUE indicate actual NCAA rank is better than "scored as" rank

USTFCCCA Non-Member

Non-Member Schools Will NOT be ranked, beginning Week 2



2012 Indoor Track & Field, Week #2

Only those who score >0.01 pts are shown
D denotes multiple-event rule in affect

MEN

7



Stanford

Pacific-12 Conference

unch

Event	Scrd As	Athlete	Yr	Scored Mark	Date	Pl. Pts.	Bonus	TOTAL
Scored bests come from CURRENT season								
3000m	4	Elliott HEATH	SR	7:50.14	A 1/27/12	14	1.30	15.30
3000m	5	Chris DERRICK	JR	7:50.18	A 1/27/12	12	1.29	13.29
3000m	30	Brendan GREGG	SR	7:58.38	1/27/12	0.05	0.02	0.07
SP	34	Geoffrey TABOR	JR	17.87m 58-7½	1/27/12	0.015	0.00	0.01
Scored bests come from PRE-SEASON DATA								
400m	9	Amaechi MORTON	SR	46.23	1/28/11	7	1.02	8.02
800m	31	Dylan FERRIS	SR	1:49.11	1/28/11	0.04	0.06	0.10
Mile	27	Elliott HEATH	SR	4:00.52	2/25/11	0.125	0.09	0.22
Mile	30	Andrew BERBERICK	JR	4:00.78	2/11/11	0.05	0.06	0.11
5000m	4	Elliott HEATH	SR	13:34.54	3/12/11	14	1.43	15.43
5000m	7	Chris DERRICK	JR	13:36.87	3/12/11	9	1.17	10.17
5000m	14	Miles UNTERREINER	SR	13:48.13	2/25/11	2	0.43	2.43
5000m	21	Jacob RILEY	SR	13:52.87	1/29/10	0.6	0.26	0.86
5000m	31	Erik OLSON	SO	13:59.87	2/25/11	0.04	0.00	0.04
DMR	4			9:29.22	1/28/11	14	1.71	15.71
HJ	11	Jules SHARPE	JR	2.21m 7-3	2/11/11	5	0.57	5.57
Team Total						87.32		

9



Texas A&M

Big 12 Conference

unch

Event	Scrd As	Athlete	Yr	Scored Mark	Date	Pl. Pts.	Bonus	TOTAL
Scored bests come from CURRENT season								
60m	20	Ameer WEBB	JR	6.66	1/21/12	0.7	0.29	0.99
200m	11	Ameer WEBB	JR	20.94	1/21/12	5	0.51	5.51
200m	16	Prezel HARDY, JR.	SO	20.99	1/27/12	1.25	0.36	1.61
200m	37	Michael BRYAN	SO	21.19	1/27/12		0.03	0.03
400m	22	Ricky BABINEAUX	JR	46.87	1/27/12	0.5	0.17	0.67
400m	31	Joey ROBERTS	SR	47.19	1/21/12	0.04	0.00	0.04
800m	5	Joey ROBERTS	SR	1:47.14	A 1/27/12	12	1.43	13.43
DMR	21	Slattery, Lendore, Ramirez, Lelei		9:39.02	1/27/12	0.1	0.04	0.14
TJ	20	Babatunde AMOSU	FR	15.72m 51-7	1/27/12	0.7	0.13	0.83
Scored bests come from PRE-SEASON DATA								
60m	9	Prezel HARDY, JR.	SO	6.61	1/28/11	7	0.78	7.78
60m	28	Michael BRYAN	SO	6.70	1/28/11	0.1	0.08	0.18
800m	7	Michael PREBLE	SR	1:47.27	3/5/11	9	1.30	10.30
H60m	11	Wayne DAVIS II	JR	7.75	2/25/11	5	0.57	5.57
4x400	1			3:04.24	3/12/11	20	2.85	22.85
Team Total						69.92		

8



Minnesota

Big Ten Conference

▲ 10

Event	Scrd As	Athlete	Yr	Scored Mark	Date	Pl. Pts.	Bonus	TOTAL
Scored bests come from CURRENT season								
800m	1	Harun ABDA	JR	1:46.97	A 1/28/12	20	1.60	21.60
800m	2	David PACHUTA	SR	1:46.98	A 1/28/12	18	1.59	19.59
Scored bests come from PRE-SEASON DATA								
800m	30	Nick HUTTON	JR	1:49.02	2/11/11	0.05	0.09	0.14
Mile	19	Ben BLANKENSHIP	SR	3:59.34	2/26/11	0.8	0.36	1.16
3000m	12	Ben BLANKENSHIP	SR	7:52.52	2/11/11	4	0.80	4.80
DMR	6			9:29.70	3/12/11	10	1.60	11.60
SP	23	Trey DAVIS	SR	18.22m 59-9½	2/26/11	0.4	0.00	0.40
WT	3	Micah HEGERLE	JR	21.73m 71-3½	2/18/11	16	2.42	18.42
WT	19	Quentin MEGE	JR	20.36m 66-9½	2/26/11	0.8	0.06	0.86
Team Total						78.57		

"Scrd As", short for "Scored As", Standing used for place points portion of performance's score combining preseason data (when applied) to current season data

Numbers in BLACK are both the performance's actual NCAA rank AND "scored as" rank Numbers in RED indicate actual NCAA rank does not exist or is worse than "scored as" rank Numbers in BLUE indicate actual NCAA rank is better than "scored as" rank

USTFCCCA Non-Member

Non-Member Schools Will NOT be ranked, beginning Week 2



2012 Indoor Track & Field, Week #2

Only those who score >0.01 pts are shown
D denotes multiple-event rule in affect

MEN

10



Indiana

Big Ten Conference

▼ 4

Event	Scrd As	Athlete	Yr	Scored Mark	Date	Pl. Pts.	Bonus	TOTAL
Scored bests come from CURRENT season								
► Mile	22	De'Sean TURNER	SR	4:00.13	1/27/12	0.5	0.15	0.65
► 5000m	34	Andrew BAYER	JR	14:02.29	12/9/11	0.015	0.00	0.01
► TJ	23	Olumide OLAMIGOKE	SR	15.62m 51-3	1/14/12	0.4	0.00	0.40
Scored bests come from PRE-SEASON DATA								
► 60m	24	Kind BUTLER	SR	6.67	2/26/11	0.3	0.21	0.51
► 200m	10	Kind BUTLER	SR	20.93	2/4/11	6	0.54	6.54
► Mile	8	Andrew BAYER	JR	3:57.75	1/28/11	D 8	0.80	2.80
► Mile	26	Ben HUBERS	SR	4:00.47	1/28/11	0.15	0.10	0.25
► 3000m	2	Andrew BAYER	JR	7:48.35	1/21/11	18	1.67	19.67
► 3000m	16	Andrew POORE	SR	7:53.81	2/11/11	1.25	0.54	1.79
► 3000m	21	Ben HUBERS	SR	7:54.37	2/11/11	0.6	0.42	1.02
► 5000m	8	Andrew POORE	SR	13:37.03	3/12/11	8	1.15	9.15
► 5000m	9	Ben HUBERS	SR	13:40.73	3/12/11	7	0.87	7.87
► 5000m	29	Zachary MAYHEW	JR	13:58.40	1/28/11	0.075	0.06	0.13
► DMR	5			9:29.65	3/12/11	12	1.61	13.61
Team Total								64.41

12



Oklahoma

Big 12 Conference

▲ 1

Event	Scrd As	Athlete	Yr	Scored Mark	Date	Pl. Pts.	Bonus	TOTAL
Scored bests come from CURRENT season								
► 3000m	13	George ALEX	SR	7:52.92	1/27/12	3	0.72	3.72
► H60m	20	Malcolm ANDERSON	SR	7.80	1/27/12	0.7	0.21	0.91
Scored bests come from PRE-SEASON DATA								
► 800m	4	Patrick CASEY	JR	1:47.08	2/11/11	D 14	1.49	3.49
► Mile	1	Patrick CASEY	JR	3:54.59	2/4/11	20	2.10	22.10
► Mile	10	Riley MASTERS	SR	3:58.17	2/11/11	6	0.67	6.67
► 3000m	14	Riley MASTERS	SR	7:53.11	1/28/11	D 2	0.68	2.68
► 3000m	25	Kevin WILLIAMS	JR	7:56.58	2/11/11	0.2	0.14	0.34
► 3000m	28	Kevin SCHWAB	SR	7:57.60	2/4/11	0.1	0.07	0.17
► 5000m	5	Kevin SCHWAB	SR	13:36.14	3/12/11	12	1.25	13.25
► 5000m	12	George ALEX	SR	13:45.32	2/11/11	4	0.53	4.53
► 5000m	16	Kevin WILLIAMS	JR	13:51.05	2/25/11	1.25	0.32	1.57
► 5000m	18	Bill KOGEL	JR	13:52.00	2/11/11	0.9	0.29	1.19
► 4x400	18			3:08.89	2/25/11	0.4	0.18	0.58
Team Total								61.20

11



Nebraska

Big Ten Conference

▼ 3

Event	Scrd As	Athlete	Yr	Scored Mark	Date	Pl. Pts.	Bonus	TOTAL
Scored bests come from CURRENT season								
► SP	14	Tyler HITCHLER	SR	18.54m 60-10	1/21/12	2	0.21	2.21
► SP	22	Chad WRIGHT	SO	18.27m 59-11½	1/21/12	0.5	0.01	0.51
Scored bests come from PRE-SEASON DATA								
► 800m	34	Tommy BRINN	JR	1:49.20	2/12/11	0.015	0.03	0.04
► PV	4	Nate POLACEK	SR	5.45m 17-10½	3/12/11	14	1.71	15.71
► LJ	6	Chris PHIPPS	SR	7.83m 25-8¼	2/4/11	10	1.05	11.05
► LJ	20	Bobby CARTER	JR	7.64m 25-¾	1/28/11	0.7	0.08	0.78
► LJ	22	Seth WIEDEL	SO	7.60m 24-11¼	2/12/11	0.5	0.00	0.50
► TJ	12	Chris PHIPPS	SR	15.97m 52-4¼	2/25/11	4	0.63	4.63
► SP	4	Luke PINKELMAN	SR	20.07m 65-10¼	2/25/11	14	1.99	15.99
► HEPT	6	Bjorn BARREFORS	SR	5,816	2/25/11	10	1.23	11.23
Team Total								62.67

13



Virginia Tech

Atlantic Coast Conference

▼ 1

Event	Scrd As	Athlete	Yr	Scored Mark	Date	Pl. Pts.	Bonus	TOTAL
Scored bests come from CURRENT season								
► 60m	14	Keith RICKS	SR	6.64	1/13/12	2	0.47	2.47
► HJ	8	Ronnie BLACK	JR	2.22m 7-3¼	1/13/12	8	0.78	8.78
► PV	13	Joe DAVIS	SR	5.36m 17-7	1/20/12	3	0.51	3.51
► TJ	8	Hasheem HALIM	SR	16.07m 52-8¼	1/20/12	8	0.96	8.96
► WT	2	Alexander ZIEGLER	JR	22.07m 72-5	1/20/12	18	3.34	21.34
► WT	23	Denis MAHMIC	JR	20.03m 65-8¼	1/20/12	0.4	0.00	0.40
Scored bests come from PRE-SEASON DATA								
► 800m	28	Tihut DEGFAE	JR	1:48.90	3/4/11	0.1	0.13	0.23
► Mile	12	Michael HAMMOND	SR	3:58.41	3/4/11	4	0.61	4.61
► 3000m	25	William MULHERIN	SR	7:56.58	3/4/11	0.2	0.14	0.34
► LJ	27	Jeff ARTIS-GRAY	JR	7.54m 24-9	2/24/11	0.125	0.00	0.13
► WT	7	Marcel LOMNICKY	SR	21.03m 69-0	2/24/11	9	0.94	9.94
Team Total								60.69

"Scrd As", short for "Scored As", Standing used for place points portion of performance's score combining preseason data (when applied) to current season data

Numbers in BLACK are both the performance's actual NCAA rank AND "scored as" rank Numbers in RED indicate actual NCAA rank does not exist or is worse than "scored as" rank Numbers in BLUE indicate actual NCAA rank is better than "scored as" rank

USTFCCCA Non-Member

Non-Member Schools Will NOT be ranked, beginning Week 2



2012 Indoor Track & Field, Week #2

Only those who score >0.01 pts are shown
D denotes multiple-event rule in affect

MEN

14



BYU

West Coast Conference

▲ 2

Event	Scrd As	Athlete	Yr	Scored Mark	Date	Pl. Pts.	Bonus	TOTAL
Scored bests come from CURRENT season								
800m	21	Ryan WAITE	JR	1:48.56	1/27/12	0.6	0.24	0.84
3000m	3	Miles BATTY	SR	7:49.58	A 1/27/12	16	1.41	17.41
PV	2	Victor WEIRICH	SO	5.50m 18-½	A 1/14/12	18	2.68	20.68
Scored bests come from PRE-SEASON DATA								
800m	27	Miles BATTY	SR	1:48.88	1/21/11	0.125	0.13	0.26
800m	33	Justin HEDIN	SR	1:49.16	2/24/11	0.02	0.04	0.06
Mile	5	Miles BATTY	SR	3:55.79	2/11/11	D 12	1.60	3.60
DMR	3			9:29.13	2/24/11	16	1.73	17.73
Team Total								60.58

15




Ohio State

Big Ten Conference

▼ 4

Event	Scrd As	Athlete	Yr	Scored Mark	Date	Pl. Pts.	Bonus	TOTAL
Scored bests come from CURRENT season								
Mile	7	Cory LESLIE	JR	3:56.85	A 1/27/12	9	1.17	10.17
H60m	25	Demoye BOGLE	SO	7.83	1/27/12	0.2	0.10	0.30
4x400	22	Blanks, Smith, Brooks, Murdaugh		3:09.40	1/27/12	0	0.02	0.02
PV	20	Heath NICKLES	JR	5.30m 17-4½	12/9/11	0.7	0.02	0.72
HEPT	15	Heath NICKLES	JR	5,602	12/9/11	1.5	0.29	1.79
Scored bests come from PRE-SEASON DATA								
200m	21	Thomas MURDAUGH	SR	21.07	2/26/11	0.6	0.21	0.81
400m	7	Thomas MURDAUGH	SR	46.21	2/26/11	9	1.06	10.06
LJ	5	Mike HARTFIELD	JR	7.85m 25-9½	2/26/11	12	1.18	13.18
TJ	15	Mike HARTFIELD	JR	15.80m 51-10	2/11/11	1.5	0.26	1.76
SP	6	Matt DECHANT	SR	19.82m 65-½	1/28/11	10	1.63	11.63
SP	34	Tyler BRANCH	SR	17.87m 58-7½	1/28/11	0.015	0.00	0.01
WT	9	Max MAYS	SR	20.88m 68-6	1/28/11	7	0.66	7.66
WT	16	Matt DECHANT	SR	20.51m 67-3½	2/19/11	1.25	0.20	1.45
Team Total								59.56

16



Kansas State

Big 12 Conference

▼ 2

Event	Scrd As	Athlete	Yr	Scored Mark	Date	Pl. Pts.	Bonus	TOTAL
Scored bests come from CURRENT season								
H60m	7	Mantas SILKAUSKAS	SR	7.69	A 1/21/12	9	1.02	10.02
HEPT	24	Devin DICK	JR	5,440	1/26/12	0.3	0.00	0.30
Scored bests come from PRE-SEASON DATA								
60m	16	Martynas JURGILAS	SR	6.65	2/4/11	1.25	0.38	1.63
H60m	8	Jeffrey JULMIS	SR	7.72	3/12/11	8	0.79	8.79
HJ	1	Erik KYNARD	JR	2.33m 7-7½	2/11/11	20	4.16	24.16
LJ	19	Mantas SILKAUSKAS	SR	7.65m 25-1½	3/12/11	0.8	0.12	0.92
HEPT	5	Mantas SILKAUSKAS	SR	5,822	3/12/11	12	1.27	13.27
Team Total								59.08

17



Mississippi

Southeastern Conference

▲ 4

Event	Scrd As	Athlete	Yr	Scored Mark	Date	Pl. Pts.	Bonus	TOTAL
Scored bests come from CURRENT season								
60m	11	Isiah YOUNG	SR	6.62	1/27/12	5	0.66	5.66
PV	32	Sam KENDRICKS	FR	5.20m 17-¾	1/21/12	0.03	0.00	0.03
TJ	33	Kentrell SANDERS	SO	15.47m 50-9½	1/27/12	0.02	0.00	0.02
TJ	34	Morris KERSH	JR	15.45m 50-8½	1/27/12	0.015	0.00	0.01
Scored bests come from PRE-SEASON DATA								
60m	2	Michael GRANGER	JR	6.55	3/12/11	18	1.61	19.61
HJ	2	Ricky ROBERTSON	JR	2.28m 7-5½	1/22/11	18	2.59	20.59
LJ	8	Caleb LEE	SR	7.79m 25-6½	2/4/11	8	0.80	8.80
Team Total								54.72

"Scrd As", short for "Scored As", Standing used for place points portion of performance's score combining preseason data (when applied) to current season data

Numbers in BLACK are both the performance's actual NCAA rank AND "scored as" rank Numbers in RED indicate actual NCAA rank does not exist or is worse than "scored as" rank Numbers in BLUE indicate actual NCAA rank is better than "scored as" rank

USTFCCCA Non-Member

Non-Member Schools Will NOT be ranked, beginning Week 2



2012 Indoor Track & Field, Week #2

Only those who score >0.01 pts are shown
D denotes multiple-event rule in affect

MEN

18



Mississippi State

Southeastern Conference

▲ 2

Event	Scrd As	Athlete	Yr	Scored Mark	Date	Pl. Pts.	Bonus	TOTAL	
Scored bests come from CURRENT season									
▶ 200m	13	Tavaris TATE	JR	20.96	1/12/12	D	3	0.45	2.45
▶ 400m	29	Daundre BARNABY	JR	47.13	1/25/12	0.075	0.00	0.08	
▶ HJ	6	Marcus JACKSON	SO	2.23m	7-3½	1/14/12	10	1.02	11.02
Scored bests come from PRE-SEASON DATA									
▶ 60m	5	D'Angelo CHERRY	SR	6.56	2/26/11	12	1.47	13.47	
▶ 400m	11	Tavaris TATE	JR	46.35	1/28/11	5	0.79	5.79	
▶ 400m	17	James HARRIS	SO	46.66	3/4/11	1	0.32	1.32	
▶ 4x400	16			3:08.56	3/4/11	0.6	0.32	0.92	
▶ HJ	3	James HARRIS	SO	2.25m	7-4½	2/26/11	16	1.65	17.65
Team Total								52.69	

19



Iowa

Big Ten Conference

▼ 2

Event	Scrd As	Athlete	Yr	Scored Mark	Date	Pl. Pts.	Bonus	TOTAL	
Scored bests come from PRE-SEASON DATA									
▶ 60m	27	Justin AUSTIN	SR	6.69	2/26/11	0.125	0.12	0.25	
▶ 200m	8	Justin AUSTIN	SR	20.80	3/12/11	8	0.95	8.95	
▶ 400m	33	Patrick RICHARDS	JR	47.20	1/21/11	0.02	0.00	0.02	
▶ 800m	12	Erik SOWINSKI	SR	1:47.98	2/11/11	4	0.60	4.60	
▶ Mile	16	Jeff THODE	JR	3:58.72	3/4/11	1.25	0.53	1.78	
▶ H60m	11	Jordan MULLEN	JR	7.75	1/21/11	5	0.57	5.57	
▶ 4x400	6			3:06.66	3/5/11	10	1.27	11.27	
▶ TJ	3	Troy DORIS	SR	16.46m	54-0	1/28/11	16	2.48	18.48
▶ WT	27	Matt BANSE	SR	19.72m	64-8½	2/18/11	0.125	0.00	0.13
Team Total								51.04	

20



Oregon

Pacific-12 Conference

▼ 1

Event	Scrd As	Athlete	Yr	Scored Mark	Date	Pl. Pts.	Bonus	TOTAL
Scored bests come from CURRENT season								
▶ 800m	26	Boru GUYOTA	SO	1:48.84	1/27/12	0.15	0.15	0.30
▶ HEPT	25	Dakotah KEYS	SO	5,433	1/27/12	0.2	0.00	0.20
Scored bests come from PRE-SEASON DATA								
▶ 400m	18	Mike BERRY	SO	46.67	3/5/11	0.9	0.31	1.21
▶ 800m	3	Elijah GREER	JR	1:47.02	2/11/11	16	1.55	17.55
▶ Mile	18	Mac FLEET	JR	3:59.03	3/5/11	0.9	0.44	1.34
▶ 5000m	13	Luke PUSKEDRA	SR	13:46.70	1/28/11	3	0.48	3.48
▶ DMR	1			9:26.78	2/25/11	20	2.26	22.26
▶ HJ	27	Danny MARCONI	SR	2.16m	7-1 1/28/11	0.125	0.00	0.13
Team Total								46.46

21



Wisconsin

Big Ten Conference

▼ 6

Event	Scrd As	Athlete	Yr	Scored Mark		Date	Pl. Pts.	Bonus	TOTAL
Scored bests come from CURRENT season									
▶ SP	17	Danny BLOCK	SO	18.44m	60-6	1/14/12	1	0.14	1.14
Scored bests come from PRE-SEASON DATA									
▶ 200m	20	Kyle JEFFERSON	SR	21.06		2/26/11	0.7	0.22	0.92
▶ 800m	11	Zach MELLON	JR	1:47.87		2/11/11	5	0.71	5.71
▶ 3000m	10	Maverick DARLING	JR	7:52.31		2/4/11	6	0.85	6.85
▶ 3000m	18	Reed CONNOR	JR	7:53.88		3/4/11	0.9	0.52	1.42
▶ 5000m	6	Maverick DARLING	JR	13:36.65		3/12/11	10	1.19	11.19
▶ 5000m	10	Mohammed AHMED	JR	13:41.74		3/12/11	6	0.79	6.79
▶ 5000m	20	Reed CONNOR	JR	13:52.39		2/26/11	0.7	0.27	0.97
▶ 5000m	30	Ryan COLLINS	SR	13:58.54		2/11/11	0.05	0.05	0.10
▶ 4x400	17			3:08.59		3/5/11	0.5	0.31	0.81
▶ PV	32	Japheth CATO	SO	5.20m	17-¾	3/12/11	0.03	0.00	0.03
▶ HEPT	11	Japheth CATO	SO	5,742		2/26/11	5	0.77	5.77
▶ HEPT	17	Dave GRZESIAK	SR	5,572		1/28/11	1	0.19	1.19
Team Total									42.89

"Scrd As", short for "Scored As", Standing used for place points portion of performance's score combining preseason data (when applied) to current season data

Numbers in BLACK are both the performance's actual NCAA rank AND "scored as" rank Numbers in RED indicate actual NCAA rank does not exist or is worse than "scored as" rank Numbers in BLUE indicate actual NCAA rank is better than "scored as" rank

USTFCCCA Non-Member

Non-Member Schools Will NOT be ranked, beginning Week 2



2012 Indoor Track & Field, Week #2

Only those who score >0.01 pts are shown
D denotes multiple-event rule in affect

MEN

22



Georgia

Southeastern Conference

▲ 1

Event	Scrd As	Athlete	Yr	Scored Mark	Date	Pl. Pts.	Bonus	TOTAL
Scored bests come from CURRENT season								
200m	36	Torrin LAWRENCE	SR	21.18	1/13/12		0.05	0.05
TJ	19	Aaron LAGARDE	SR	15.74m	51-7% 1/27/12	0.8	0.16	0.96
HEPT	8	Cory HOLMAN	SR	5,809	A 1/27/12	8	1.18	9.18
HEPT	29	Garrett SCANTLING	FR	5,380	1/27/12	0.075	0.00	0.08
Scored bests come from PRE-SEASON DATA								
200m	30	Waymon STOREY	SO	21.13	2/11/11	0.05	0.12	0.17
400m	2	Torrin LAWRENCE	SR	45.82	2/25/11	18	1.83	19.83
800m	15	Aaron EVANS	SR	1:48.07	2/11/11	1.5	0.51	2.01
4x400	13			3:07.96	3/5/11	0.9	0.58	1.48
HJ	20	Cory HOLMAN	SR	2.18m	7-1% 2/28/10	0.7	0.13	0.83
PV	32	Paul MALQUIST	SO	5.20m	17-% 2/11/11	0.03	0.00	0.03
WT	15	Justin WELCH	SO	20.54m	67-4% 3/5/11	1.5	0.23	1.73
HEPT	16	Michael AYERS	SR	5,578	2/25/11	1.25	0.21	1.46
Team Total								37.80

23



Iona

Metro Atlantic Athletic Conference

▼ 1

Event	Scrd As	Athlete	Yr	Scored Mark	Date	Pl. Pts.	Bonus	TOTAL
Scored bests come from CURRENT season								
3000m	29	Mitch GOOSE	SR	7:58.11	1/27/12	0.075	0.03	0.11
Scored bests come from PRE-SEASON DATA								
3000m	7	Leonard KORIR	SR	7:51.40	1/28/11	9	1.03	10.03
5000m	1	Leonard KORIR	SR	13:26.01	3/12/11	20	2.40	22.40
Team Total								32.54

24



Northern Arizona

Big Sky Conference

▲ 1

Event	Scrd As	Athlete	Yr	Scored Mark	Date	Pl. Pts.	Bonus	TOTAL
Scored bests come from CURRENT season								
Mile	3	Diego ESTRADA	JR	3:55.48	A 1/27/12	16	1.73	3.73
HJ	16	Deante KEMPER	FR	2.19m	7-2% 1/27/12	1.25	0.23	1.48
Scored bests come from PRE-SEASON DATA								
3000m	9	Diego ESTRADA	JR	7:52.18	2/11/11	7	0.87	7.87
5000m	3	Diego ESTRADA	JR	13:29.01	3/12/11	16	2.05	18.05
WT	24	Pascal TANG	SR	19.78m	64-10% 2/25/11	0.3	0.00	0.30
Team Total								31.44

25



Auburn

Southeastern Conference

▲ 1

Event	Scrd As	Athlete	Yr	Scored Mark	Date	Pl. Pts.	Bonus	TOTAL
Scored bests come from CURRENT season								
60m	2	Harry ADAMS	SO	6.55	A 1/21/12	18	1.61	19.61
60m	20	Keenan BROCK	SO	6.66	1/14/12	0.7	0.29	0.99
Scored bests come from PRE-SEASON DATA								
200m	26	Michael DEHAVEN	SR	21.09	2/25/11	0.15	0.18	0.33
HJ	27	DJ SMITH	SO	2.16m	7-1 2/10/11	0.125	0.00	0.13
SP	7	Stephen SAENZ	SO	19.51m	64-% 2/10/11	9	1.18	10.18
Team Total								31.23

26



Baylor

Big 12 Conference

▲ 2

Event	Scrd As	Athlete	Yr	Scored Mark	Date	Pl. Pts.	Bonus	TOTAL
Scored bests come from PRE-SEASON DATA								
60m	8	Woodrow RANDALL	SR	6.60	3/12/11	8	0.91	8.91
200m	34	Woodrow RANDALL	SR	21.17	2/12/11	0.015	0.06	0.08
800m	17	Gavyn NERO	JR	1:48.20	3/4/11	1	0.41	1.41
4x400	3			3:05.42	3/12/11	16	2.08	18.08
Team Total								28.48

"Scrd As", short for "Scored As", Standing used for place points portion of performance's score combining preseason data (when applied) to current season data

Numbers in BLACK are both the performance's actual NCAA rank AND "scored as" rank Numbers in RED indicate actual NCAA rank does not exist or is worse than "scored as" rank Numbers in BLUE indicate actual NCAA rank is better than "scored as" rank

USTFCCCA Non-Member

Non-Member Schools Will NOT be ranked, beginning Week 2



2012 Indoor Track & Field, Week #2

Only those who score >0.01 pts are shown
D denotes multiple-event rule in affect

MEN

27



NC State

Atlantic Coast Conference

▼ 3

Event	Scrd As	Athlete	Yr	Scored Mark	Date	Pl. Pts.	Bonus	TOTAL	
Scored bests come from CURRENT season									
▶ HJ	16	Kris KORNEGAY-GOBER	JR	2.19m	7-2½	1/20/12	1.25	0.23	1.48
▶ TJ	29	Rueben MALONE	FR	15.52m	50-11	1/13/12	0.075	0.00	0.08
Scored bests come from PRE-SEASON DATA									
▶ 60m	11	TJ GRAHAM	JR	6.62		2/24/11	5	0.66	5.66
▶ 200m	7	TJ GRAHAM	JR	20.79		2/24/11	9	1.00	10.00
▶ 3000m	6	Ryan HILL	JR	7:50.78		2/11/11	10	1.16	11.16
Team Total								28.37	

28



Oral Roberts

The Summit League

▲ 4

Event	Scrd As	Athlete	Yr	Scored Mark		Date	Pl. Pts.	Bonus	TOTAL
Scored bests come from CURRENT season									
▶ PV	1	Jack WHITT	JR	5.51m	18-1	A 1/11/12	20	2.88	22.88
▶ LJ	12	Clive CHAFAUSIPO	SR	7.74m	25-4¾	1/27/12	4	0.49	4.49
Scored bests come from PRE-SEASON DATA									
▶ 400m	31	Jeffery GIBSON	JR	47.19		3/4/11	0.04	0.00	0.04
▶ PV	26	Dustin GEHRKE	JR	5.24m	17-2¾	3/4/11	0.15	0.00	0.15
Team Total									27.55

29



Southern Utah

The Summit League

▲ 110

Event	Scrd As	Athlete	Yr	Scored Mark	Date	Pl. Pts.	Bonus	TOTAL
Scored bests come from CURRENT season								
▶ 3000m	1	Cameron LEVINS	SR	7:48.25	A 1/27/12	20	1.69	21.69
▶ 5000m	11	Cameron LEVINS	SR	13:42.90	A 1/27/12	5	0.71	5.71
Team Total								27.40

30



Arizona State

Pacific-12 Conference

▲ 6

Event	Scrd As	Athlete	Yr	Scored Mark	Date	Pl. Pts.	Bonus	TOTAL
Scored bests come from CURRENT season								
▶ 60m	13	Ryan MILUS	SO	6.63	1/14/12	3	0.56	3.56
▶ 800m	10	Mason MCHENRY	SR	1:47.86	1/27/12	6	0.72	6.72
▶ HJ	27	Bryan MCBRIDE	SO	2.16m	7-1	0.125	0.00	0.13
▶ TJ	6	Chris BENARD	SR	16.14m	52-11½	10	1.19	11.19
▶ SP	11	Jordan CLARKE	JR	19.13m	62-9¾	5	0.65	5.65
Scored bests come from PRE-SEASON DATA								
▶ 5000m	33	Daniel LOVELL	SR	14:01.75	2/25/11	0.02	0.00	0.02
Team Total								27.26

31



Penn State

Big Ten Conference

▼ 4

Event	Scrd As	Athlete	Yr	Scored Mark	Date	Pl. Pts.	Bonus	TOTAL
Scored bests come from CURRENT season								
▶ 800m	22	Robby CREESE	FR	1:48.64	1/27/12	0.5	0.21	0.71
▶ HJ	34	Sean REILLY	JR	2.15m	7-½	0.015	0.00	0.01
▶ TJ	18	Hanif JOHNSON	JR	15.77m	51-9	0.9	0.21	1.11
▶ WT	31	Will BARR	SO	19.44m	63-9½	0.04	0.00	0.04
▶ HEPT	33	Anya UZOH	SR	5,367	1/27/12	0.02	0.00	0.02
Scored bests come from PRE-SEASON DATA								
▶ 200m	21	Brady GEHRET	SO	21.07	2/26/11	0.6	0.21	0.81
▶ 400m	8	Brady GEHRET	SO	46.22	3/12/11	8	1.04	9.04
▶ 800m	9	Casimir LOXSOM	JR	1:47.36	1/28/11	7	1.21	8.21
▶ 4x400	9			3:07.27	3/4/11	5	0.88	5.88
▶ DMR	17			9:35.21	3/4/11	0.5	0.42	0.92
▶ WT	34	Logan CALDWELL	JR	19.42m	63-8¾	0.015	0.00	0.01
Team Total								26.77

"Scrd As", short for "Scored As", Standing used for place points portion of performance's score combining preseason data (when applied) to current season data

Numbers in BLACK are both the performance's actual NCAA rank AND "scored as" rank Numbers in RED indicate actual NCAA rank does not exist or is worse than "scored as" rank Numbers in BLUE indicate actual NCAA rank is better than "scored as" rank

USTFCCCA Non-Member

Non-Member Schools Will NOT be ranked, beginning Week 2



2012 Indoor Track & Field, Week #2

Only those who score >0.01 pts are shown
D denotes multiple-event rule in affect

MEN

32



Michigan State

Big Ten Conference

▲ 2

Event	Scrd As	Athlete	Yr	Scored Mark		Date	Pl. Pts.	Bonus	TOTAL
Scored bests come from CURRENT season									
▶ SP	13	Zack HILL	SO	18.77m	61-7	1/21/12	3	0.38	3.38
▶ WT	8	Jay GILLESPIE	SR	20.96m	68-9½	1/21/12	8	0.81	8.81
▶ WT	13	Antonio JAMES	FR	20.59m	67-6¾	1/27/12	3	0.27	3.27
Scored bests come from PRE-SEASON DATA									
▶ HJ	34	Cliff MILLER	SR	2.15m	7-½	2/4/11	0.015	0.00	0.01
▶ WT	6	Lonnie PUGH	JR	21.06m	69-1¼	3/12/11	10	0.99	10.99
▶ WT	26	Brad WENTZEL	SR	19.73m	64-8¾	1/14/11	0.15	0.00	0.15
▶ HEPT	29	Kurt SCHNEIDER	JR	5,380		1/27/11	0.075	0.00	0.08
Team Total									26.70

33



Illinois

Big Ten Conference

▼ 4

Event	Scrd As	Athlete	Yr	Scored Mark		Date	Pl. Pts.	Bonus	TOTAL
Scored bests come from CURRENT season									
▶ 60m	28	Andrew RILEY	SR	6.70		1/28/12	0.1	0.08	0.18
▶ PV	25	Cody KLEIN	SO	5.25m	17-2¼	1/20/12	0.2	0.00	0.20
Scored bests come from PRE-SEASON DATA									
▶ H60m	2	Andrew RILEY	SR	7.58		3/12/11	18	2.25	20.25
▶ PV	23	Matthew BANE	SO	5.28m	17-3¼	2/26/11	0.4	0.00	0.40
▶ SP	31	Davis FRAKER	SO	17.93m	58-10	3/5/11	0.04	0.00	0.04
▶ WT	11	Davis FRAKER	SO	20.78m	68-2¼	1/21/11	5	0.48	5.48
Team Total									26.55

34




Kansas

Big 12 Conference

▼ 3

Event	Scrd As	Athlete	Yr	Scored Mark		Date	Pl. Pts.	Bonus	TOTAL
Scored bests come from CURRENT season									
► PV	29	Alex BISHOP	SO	5.21m	17-1	1/27/12	0.075	0.00	0.08
► PV	32	Greg LUPTON	FR	5.20m	17-¾	1/13/12	0.03	0.00	0.03
Scored bests come from PRE-SEASON DATA									
► 400m	16	Kyle CLEMONS	JR	46.65		2/25/11	1.25	0.33	1.58
► SP	1	Mason FINLEY	JR	20.71m	67-11½	1/14/11	20	3.33	23.33
Team Total									25.02

35



Southern Illinois

Missouri Valley Conference

▼ 2

Event	Scrd As	Athlete	Yr	Scored Mark	Date	Pl. Pts.	Bonus	TOTAL		
Scored bests come from CURRENT season										
WT	1	J.C. LAMBERT	SR	22.66m	74-4¼	A	1/13/12	20	4.94	24.94
Team Total									24.94	

36



Indiana State

Missouri Valley Conference

▼ 1

Event	Scrd As	Athlete	Yr	Scored Mark		Date	Pl. Pts.	Bonus	TOTAL
Scored bests come from CURRENT season									
▶ H60m	15	Greggmar SWIFT	SO	7.77		1/21/12	1.5	0.42	1.92
▶ WT	12	Brandon POUNDS	JR	20.61m	67-7½	1/14/12	4	0.29	4.29
Scored bests come from PRE-SEASON DATA									
▶ HJ	3	Major CLAY	SR	2.25m	7-4½	2/11/11	16	1.65	17.65
Team Total									23.86

37



Texas Tech

Big 12 Conference

▼ 7

Event	Scrd As	Athlete	Yr	Scored Mark	Date	Pl. Pts.	Bonus	TOTAL	
Scored bests come from CURRENT season									
▶ H60m	23	Jamele MASON	SR	7.82		1/20/12	0.4	0.14	0.54
▶ PV	20	Kyal MEYERS	SO	5.30m	17-4½	1/20/12	0.7	0.02	0.72
▶ LJ	22	Dellon WILLIAMS	SR	7.60m	24-11¼	1/13/12	0.5	0.00	0.50
Scored bests come from PRE-SEASON DATA									
▶ 60m	14	Markus HENDERSON	SR	6.64		1/21/11	2	0.47	2.47
▶ 200m	27	Markus HENDERSON	SR	21.11		1/21/11	0.125	0.15	0.27
▶ 400m	30	Jamele MASON	SR	47.15		2/18/11	0.05	0.00	0.05
▶ H60m	20	Brandon TUCKER	SR	7.80		2/25/11	0.7	0.21	0.91
▶ H60m	33	Shane BRATHWAITE	SR	7.86		3/5/11	0.02	0.00	0.02
▶ 4x400	14			3:08.46		2/25/11	0.8	0.37	1.17
▶ LJ	4	Bryce LAMB	JR	7.98m	26-2½	1/21/11	14	2.18	16.18
▶ TJ	20	Dellon WILLIAMS	SR	15.72m	51-7	2/11/11	0.7	0.13	0.83
▶ TJ	31	Bryce LAMB	JR	15.48m	50-9½	1/21/11	0.04	0.00	0.04
Team Total								23.70	

"Scrd As", short for "Scored As", Standing used for place points portion of performance's score combining preseason data (when applied) to current season data

Numbers in BLACK are both the performance's actual NCAA rank AND "scored as" rank Numbers in RED indicate actual NCAA rank does not exist or is worse than "scored as" rank Numbers in BLUE indicate actual NCAA rank is better than "scored as" rank

USTFCCCA Non-Member

Non-Member Schools Will NOT be ranked, beginning Week 2



2012 Indoor Track & Field, Week #2

Only those who score >0.01 pts are shown
D denotes multiple-event rule in affect

MEN

38



Syracuse

BIG EAST Conference

▲ 3

Event	Scrd As	Athlete	Yr	Scored Mark	Date	Pl. Pts.	Bonus	TOTAL
Scored bests come from CURRENT season								
H60m	1	Jarret EATON	SR	7.49	A 1/27/12	20	3.30	23.30
Team Total								23.30

39



Providence

BIG EAST Conference

▲ 9

Event	Scrd As	Athlete	Yr	Scored Mark	Date	Pl. Pts.	Bonus	TOTAL
Scored bests come from CURRENT season								
Mile	4	David MCCARTHY	SR	3:55.75	A 1/27/12	14	1.62	15.62
Scored bests come from PRE-SEASON DATA								
Mile	15	Julian MATTHEWS	SR	3:58.57	2/11/11	1.5	0.57	2.07
Mile	24	Dominic CHANNON	SR	4:00.30	3/4/11	0.3	0.12	0.42
3000m	15	David MCCARTHY	SR	7:53.33	1/28/11	1.5	0.63	2.13
Team Total								20.24

40



Middle Tennessee

Sun Belt Conference

unch

Event	Scrd As	Athlete	Yr	Scored Mark	Date	Pl. Pts.	Bonus	TOTAL
Scored bests come from PRE-SEASON DATA								
200m	2	Noah AKWU	JR	20.61	2/27/11	18	1.82	19.82
400m	25	Noah AKWU	JR	46.93	2/27/11	0.2	0.13	0.33
Team Total								20.15

41



Virginia

Atlantic Coast Conference

▲ 1

Event	Scrd As	Athlete	Yr	Scored Mark	Date	Pl. Pts.	Bonus	TOTAL
Scored bests come from CURRENT season								
TJ	5	Marcus ROBINSON	SR	16.30m 53-5%	A 1/27/12	12	1.71	13.71
Scored bests come from PRE-SEASON DATA								
800m	13	Robby ANDREWS	SO	1:48.02	2/13/10	3	0.56	3.56
800m	35	Anthony KOSTELAC	SO	1:49.24	2/24/11	0.01	0.02	0.03
Mile	23	Mark AMIRALTY	SR	4:00.26	3/4/11	0.4	0.13	0.53
DMR	13			9:34.38	3/4/11	0.9	0.57	1.47
Team Total								19.30

42




Washington

Pacific-12 Conference

▼ 3

Event	Scrd As	Athlete	Yr	Scored Mark	Date	Pl. Pts.	Bonus	TOTAL
Scored bests come from CURRENT season								
PV	13	JJ JUILFS	FR	5.36m 17-7	1/27/12	3	0.51	3.51
Scored bests come from PRE-SEASON DATA								
Mile	13	James CAMERON	JR	3:58.51	3/5/11	3	0.58	3.58
Mile	28	Joey BYWATER	JR	4:00.53	3/5/11	0.1	0.09	0.19
5000m	24	James CAMERON	JR	13:54.77	2/25/11	0.3	0.19	0.49
DMR	18			9:38.23	2/25/11	0.4	0.10	0.50
TJ	34	Kasen COVINGTON	SO	15.45m 50-8%	1/28/11	0.015	0.00	0.01
HEPT	9	Jeremy TAIWO	JR	5,780	3/12/11	7	0.99	7.99
Team Total								16.27

43



UT Arlington

Southland Conference

▼ 6

Event	Scrd As	Athlete	Yr	Scored Mark	Date	Pl. Pts.	Bonus	TOTAL
Scored bests come from CURRENT season								
PV	29	Jeff RODRIGUEZ	JR	5.21m 17-1	1/21/12	0.075	0.00	0.08
Scored bests come from PRE-SEASON DATA								
HEPT	4	Romain MARTIN	SO	5,897	3/12/11	14	1.88	15.88
Team Total								15.96

44



Air Force

Mountain West Conference

▲ 3

Event	Scrd As	Athlete	Yr	Scored Mark	Date	Pl. Pts.	Bonus	TOTAL
Scored bests come from CURRENT season								
PV	7	Rob SIMMONS	JR	5.40m 17-8%	12/9/11	9	1.03	10.03
Scored bests come from PRE-SEASON DATA								
5000m	26	Jim WALMSLEY	SR	13:56.21	2/24/11	0.15	0.14	0.29
5000m	32	Jeremy DRENCKHAHN	JR	14:01.72	2/24/11	0.03	0.00	0.03
DMR	10			9:32.06	3/4/11	4	1.08	5.08
PV	23	Cale SIMMONS	JR	5.28m 17-3%	2/24/11	0.4	0.00	0.40
Team Total								15.83

"Scrd As", short for "Scored As", Standing used for place points portion of performance's score combining preseason data (when applied) to current season data

Numbers in BLACK are both the performance's actual NCAA rank AND "scored as" rank Numbers in RED indicate actual NCAA rank does not exist or is worse than "scored as" rank Numbers in BLUE indicate actual NCAA rank is better than "scored as" rank

USTFCCCA Non-Member

Non-Member Schools Will NOT be ranked, beginning Week 2



2012 Indoor Track & Field, Week #2

Only those who score >0.01 pts are shown
D denotes multiple-event rule in affect

MEN

45



South Carolina

Southeastern Conference

▲47

Event	Scrd As	Athlete	Yr	Scored Mark		Date	Pl. Pts.	Bonus	TOTAL
Scored bests come from CURRENT season									
▶ PV	5	Marvin REITZE	SR	5.42m	17-9½	1/27/12	12	1.29	13.29
Scored bests come from PRE-SEASON DATA									
▶ 4x400	19			3:08.96		3/5/11	0.3	0.15	0.45
▶ HJ	16	David WILKINS	JR	2.19m	7-2½	2/25/11	1.25	0.23	1.48
Team Total								15.23	

46



Princeton

Ivy League

unch

Event	Scrd As	Athlete	Yr	Scored Mark		Date	Pl. Pts.	Bonus	TOTAL
Scored bests come from CURRENT season									
▶ 3000m	24	Joe STILIN	SR	7:56.28		1/28/12	0.3	0.16	0.46
▶ PV	9	David SLOVENSKI	SR	5.37m	17-7½	12/10/11	7	0.64	7.64
Scored bests come from PRE-SEASON DATA									
▶ 400m	13	Austin HOLLIMON	SR	46.47		1/29/11	3	0.56	3.56
▶ 800m	18	Russell DINKINS	JR	1:48.29		2/26/11	0.9	0.36	1.26
▶ 800m	23	Peter CALLAHAN	JR	1:48.66		2/12/11	0.4	0.20	0.60
▶ Mile	32	Peter CALLAHAN	JR	4:01.03		2/19/11	0.03	0.03	0.06
▶ 3000m	31	Donn CABRAL	SR	7:58.77		3/4/11	0.04	0.00	0.04
▶ 4x400	21			3:09.35		2/5/11	0.1	0.03	0.13
▶ DMR	16			9:35.02		3/4/11	0.6	0.44	1.04
▶ TJ	27	Damon MCLEAN	SO	15.56m	51-½	2/12/11	0.125	0.00	0.13
Team Total									14.92

47



George Mason

Colonial Athletic Association

▼9

Event	Scrd As	Athlete	Yr	Scored Mark	Date	Pl. Pts.	Bonus	TOTAL
Scored bests come from PRE-SEASON DATA								
▶ 200m	37	Rachaunn RUFFIN	SR	21.19	3/5/11		0.03	0.03
▶ 400m	34	David VERBURG	JR	47.23	3/5/11	0.015	0.00	0.01
▶ 800m	8	Chris CARRINGTON	JR	1:47.30	2/11/11	8	1.27	9.27
▶ 4x400	11			3:07.57	3/5/11	2	0.75	2.75
▶ TJ	14	Lavell HANDY	SR	15.82m	51-11 2/27/11	2	0.29	2.29
Team Total								14.35

48



DePaul

BIG EAST Conference

▼4

Event	Scrd As	Athlete	Yr	Scored Mark			Date	Pl. Pts.	Bonus	TOTAL
Scored bests come from CURRENT season										
▶ SP	5	Tim NEDOW	SR	20.03m	65-8½	A	1/27/12	12	1.93	13.93
▶ SP	29	Matt BABICZ	SO	17.98m	59-0		1/21/12	0.075	0.00	0.08
Team Total										14.00

49



Duke

Atlantic Coast Conference

▼6

Event	Scrd As	Athlete	Yr	Scored Mark		Date	Pl. Pts.	Bonus	TOTAL
Scored bests come from PRE-SEASON DATA									
▶ HJ	14	Tanner ANDERSON	SO	2.20m	7-2½	3/5/11	2	0.36	2.36
▶ HEPT	6	Curtis BEACH	JR	5,816		2/24/11	10	1.23	11.23
Team Total									13.59

50



Clemson

Atlantic Coast Conference

▲3

Event	Scrd As	Athlete	Yr	Scored Mark	Date	Pl. Pts.	Bonus	TOTAL
Scored bests come from CURRENT season								
▶ H60m	6	Spencer ADAMS	JR	7.68	A 1/21/12	10	1.12	11.12
▶ H60m	23	Marcus MAXEY	JR	7.82	1/27/12	0.4	0.14	0.54
Scored bests come from PRE-SEASON DATA								
▶ 60m	16	Justin MURDOCK	SR	6.65	2/11/11	1.25	0.38	1.63
▶ 60m	33	Warren FRASER	JR	6.71	1/28/11	0.02	0.03	0.05
Team Total								13.34

51



Miami (Fla.)

Atlantic Coast Conference

▲1

Event	Scrd As	Athlete	Yr	Scored Mark	Date	Pl. Pts.	Bonus	TOTAL
Scored bests come from PRE-SEASON DATA								
► H60m	5	Devon HILL	SR	7.67	3/12/11	12	1.23	13.23
Team Total								13.23

"Scrd As", short for "Scored As", Standing used for place points portion of performance's score combining preseason data (when applied) to current season data

Numbers in BLACK are both the performance's actual NCAA rank AND "scored as" rank Numbers in RED indicate actual NCAA rank does not exist or is worse than "scored as" rank Numbers in BLUE indicate actual NCAA rank is better than "scored as" rank

USTFCCCA Non-Member

Non-Member Schools Will NOT be ranked, beginning Week 2



2012 Indoor Track & Field, Week #2

Only those who score >0.01 pts are shown
D denotes multiple-event rule in affect

MEN

52



Louisville

BIG EAST Conference

▲ 4

Event	Scrd As	Athlete	Yr	Scored Mark		Date	Pl. Pts.	Bonus	TOTAL
Scored bests come from CURRENT season									
▶ HJ	14	Michael EDWARDS	JR	2.20m	7-2½	1/7/12	2	0.36	2.36
Scored bests come from PRE-SEASON DATA									
▶ LJ	7	Wesley SMITH	SR	7.82m	25-8	12/3/10	9	0.99	9.99
▶ LJ	27	Seon POWELL	SR	7.54m	24-9	1/14/11	0.125	0.00	0.13
Team Total									12.48

53



California

Pacific-12 Conference

▼ 2

Event	Scrd As	Athlete	Yr	Scored Mark	Date	Pl. Pts.	Bonus	TOTAL
Scored bests come from PRE-SEASON DATA								
▶ H60m	15	Ray STEWART	JR	7.77	2/11/11	1.5	0.42	1.92
▶ DMR	19			9:38.69	2/25/11	0.3	0.06	0.36
▶ TJ	7	Hammed SULEMAN	JR	16.12m	52-10% 2/25/11	9	1.12	10.12
Team Total								12.41

54



Villanova

BIG EAST Conference

▲ 28

Event	Scrd As	Athlete	Yr	Scored Mark	Date	Pl. Pts.	Bonus	TOTAL
Scored bests come from CURRENT season								
▶ Mile	9	Sam MCENTEE	SO	3:57.86	A 1/27/12	7	0.76	7.76
Scored bests come from PRE-SEASON DATA								
▶ 3000m	27	Mathew MILDENHALL	JR	7:57.40	2/11/11	0.125	0.08	0.21
▶ 5000m	17	Hugo BEAMISH	SR	13:51.60	2/11/11	1	0.30	1.30
▶ DMR	11			9:33.50	3/4/11	2	0.77	2.77
Team Total								12.03

55



Eastern Illinois

Ohio Valley Conference

▲ 2

Event	Scrd As	Athlete	Yr	Scored Mark		Date	Pl. Pts.	Bonus	TOTAL
Scored bests come from CURRENT season									
▶ WT	30	Donald ROMERO	SR	19.54m	64-1½	12/9/11	0.05	0.00	0.05
Scored bests come from PRE-SEASON DATA									
▶ 60m	25	Zye BOEY	JR	6.68		2/25/11	0.2	0.17	0.37
▶ 200m	6	Zye BOEY	JR	20.74		1/29/11	10	1.23	11.23
▶ PV	27	Michael VIKEN	SO	5.22m	17-1½	2/25/11	0.125	0.00	0.13
▶ LJ	27	Tyler CARTER	SR	7.54m	24-9	3/4/11	0.125	0.00	0.13
Team Total									11.89

56



Notre Dame

BIG EAST Conference

▼ 1

Event	Scrd As	Athlete	Yr	Scored Mark	Date	Pl. Pts.	Bonus	TOTAL	
Scored bests come from CURRENT season									
▶ PV	20	Kevin SCHIPPER	SR	5.30m	17-4½	1/27/12	0.7	0.02	0.72
Scored bests come from PRE-SEASON DATA									
▶ 800m	32	Jeremy RAE	JR	1:49.15	1/28/11	0.03	0.05	0.08	
▶ Mile	20	Jeremy RAE	JR	3:59.62	2/4/11	0.7	0.28	0.98	
▶ Mile	25	J.P. MALETTE	JR	4:00.31	3/4/11	0.2	0.12	0.32	
▶ DMR	7			9:30.16	3/12/11	8	1.50	9.50	
Team Total								11.61	

57




Tulsa

Conference USA

▼ 12

Event	Scrd As	Athlete	Yr	Scored Mark	Date	Pl. Pts.	Bonus	TOTAL
Scored bests come from PRE-SEASON DATA								
Mile	6	Chris O'HARE	JR	3:56.48	2/11/11	10	1.32	11.32
Mile	29	Tom MARSHALL	SR	4:00.74	3/4/11	0.075	0.06	0.14
Team Total								11.46

58



Idaho

Western Athletic Conference

▼ 4

Event	Scrd As	Athlete	Yr	Scored Mark		Date	Pl. Pts.	Bonus	TOTAL
Scored bests come from PRE-SEASON DATA									
► PV	6	Jeremy KLAS	SR	5.41m	17-9	2/18/11	10	1.16	11.16
Team Total									11.16

"Scrd As", short for "Scored As", Standing used for place points portion of performance's score combining preseason data (when applied) to current season data

Numbers in BLACK are both the performance's actual NCAA rank AND "scored as" rank Numbers in RED indicate actual NCAA rank does not exist or is worse than "scored as" rank Numbers in BLUE indicate actual NCAA rank is better than "scored as" rank

USTFCCCA Non-Member

Non-Member Schools Will NOT be ranked, beginning Week 2



2012 Indoor Track & Field, Week #2

Only those who score >0.01 pts are shown
D denotes multiple-event rule in affect

MEN

59



Purdue

Big Ten Conference

unch

Event	Scrd As	Athlete	Yr	Scored Mark	Date	Pl. Pts.	Bonus	TOTAL
Scored bests come from PRE-SEASON DATA								
HJ	6	Geoff DAVIS	JR	2.23m 7-3½	2/26/11	10	1.02	11.02
Team Total								11.02

60



Washington State

Pacific-12 Conference

▲ 6

Event	Scrd As	Athlete	Yr	Scored Mark	Date	Pl. Pts.	Bonus	TOTAL
Scored bests come from CURRENT season								
LJ	32	Stephan SCOTT-ELLIS	JR	7.53m 24-8½	1/27/12	0.03	0.00	0.03
TJ	10	Stephan SCOTT-ELLIS	JR	15.98m 52-5½	1/27/12	6	0.67	6.67
Scored bests come from PRE-SEASON DATA								
800m	14	Joe ABBOTT	SR	1:48.05	2/11/11	2	0.53	2.53
4x400	12			3:07.61	3/5/11	1	0.73	1.73
HJ	34	Shawn SWARTZ	JR	2.15m 7-½	2/14/09	0.015	0.00	0.01
Team Total								10.97

61



Samford

Southern Conference

▼ 3

Event	Scrd As	Athlete	Yr	Scored Mark	Date	Pl. Pts.	Bonus	TOTAL
Scored bests come from CURRENT season								
PV	7	Michael SEAMAN	SR	5.40m 17-8½	1/21/12	9	1.03	10.03
WT	25	Kyle KIRBY	SR	19.74m 64-9½	1/25/12	0.2	0.00	0.20
Team Total								10.23

62



Alabama

Southeastern Conference

▲ 2

Event	Scrd As	Athlete	Yr	Scored Mark	Date	Pl. Pts.	Bonus	TOTAL
Scored bests come from PRE-SEASON DATA								
DMR	12			9:33.77	3/4/11	1	0.71	1.71
HJ	34	Tyler CAMPBELL	SR	2.15m 7-½	2/25/11	0.015	0.00	0.01
LJ	9	Kamal FULLER	SO	7.78m 25-6¼	3/4/11	7	0.74	7.74
Team Total								9.46

63



New Mexico

Mountain West Conference

▼ 13

Event	Scrd As	Athlete	Yr	Scored Mark	Date	Pl. Pts.	Bonus	TOTAL
Scored bests come from CURRENT season								
PV	27	Logan PFLIBSEN	SO	5.22m 17-1½	1/27/12	0.125	0.00	0.13
TJ	27	Floyd ROSS	JR	15.56m 51-¾	1/27/12	0.125	0.00	0.13
Scored bests come from PRE-SEASON DATA								
Mile	21	Ross MILLINGTON	JR	3:59.86	1/28/11	0.6	0.22	0.82
3000m	19	Ross MILLINGTON	JR	7:54.08	2/11/11	0.8	0.48	1.28
DMR	9			9:31.50	3/12/11	5	1.21	6.21
HEPT	20	Richard YORK	JR	5,537	2/4/11	0.7	0.07	0.77
Team Total								9.33

64



Cornell

Ivy League

▼ 1

Event	Scrd As	Athlete	Yr	Scored Mark	Date	Pl. Pts.	Bonus	TOTAL
Scored bests come from CURRENT season								
HJ	8	Montez BLAIR	SO	2.22m 7-3¼	12/3/11	8	0.78	8.78
SP	24	Stephen MOZIA	FR	18.21m 59-9	1/28/12	0.3	0.00	0.30
Scored bests come from PRE-SEASON DATA								
HEPT	32	Nick HUBER	SR	5,370	12/4/10	0.03	0.00	0.03
Team Total								9.11

65



UCLA

Pacific-12 Conference

▲ 8

Event	Scrd As	Athlete	Yr	Scored Mark	Date	Pl. Pts.	Bonus	TOTAL
Scored bests come from CURRENT season								
PV	17	Michael WOEPSE	FR	5.35m 17-6½	1/27/12	1	0.38	1.38
HEPT	34	Marcus NILSSON	SO	5,362	1/27/12	0.015	0.00	0.01
Scored bests come from PRE-SEASON DATA								
DMR	15			9:34.78	3/4/11	0.7	0.49	1.19
WT	10	Alec FALDERMEYER	SO	20.81m 68-3¼	3/12/11	6	0.53	6.53
Team Total								9.11

"Scrd As", short for "Scored As", Standing used for place points portion of performance's score combining preseason data (when applied) to current season data

Numbers in BLACK are both the performance's actual NCAA rank AND "scored as" rank Numbers in RED indicate actual NCAA rank does not exist or is worse than "scored as" rank Numbers in BLUE indicate actual NCAA rank is better than "scored as" rank

USTFCCCA Non-Member

Non-Member Schools Will NOT be ranked, beginning Week 2



2012 Indoor Track & Field, Week #2

Only those who score >0.01 pts are shown
D denotes multiple-event rule in affect

MEN

66



Oklahoma State

Big 12 Conference

▼ 1

Event	Scrd As	Athlete	Yr	Scored Mark	Date	Pl. Pts.	Bonus	TOTAL
Scored bests come from CURRENT season								
► Mile	33	Raul BOTEZAN	JR	4:01.05	1/27/12	0.02	0.02	0.04
► 3000m	11	Thomas FARRELL	JR	7:52.38	1/27/12	5	0.83	5.83
► 3000m	34	Shadrack KIPCHIRCHIR	JR	7:59.79	1/27/12	0.015	0.00	0.01
Scored bests come from PRE-SEASON DATA								
► 3000m	17	German FERNANDEZ	SR	7:53.82	2/11/11	1	0.53	1.53
► 5000m	19	Colby LOWE	SR	13:52.28	2/25/11	0.8	0.28	1.08
Team Total								8.50

67



Eastern Michigan

Mid-American Conference

▲ 3

Event	Scrd As	Athlete	Yr	Scored Mark	Date	Pl. Pts.	Bonus	TOTAL
Scored bests come from PRE-SEASON DATA								
► 400m	14	Brycen SPRATLING	SO	46.48	2/4/11	2	0.55	2.55
► H60m	11	Vanier JOSEPH	JR	7.75	2/25/11	5	0.57	5.57
Team Total								8.12

68



Stephen F. Austin

Southland Conference

▲ 1

Event	Scrd As	Athlete	Yr	Scored Mark		Date	Pl. Pts.	Bonus	TOTAL
Scored bests come from CURRENT season									
► TJ	29	Jamal PEDEN	SO	15.52m	50-11	1/14/12	0.075	0.00	0.08
Scored bests come from PRE-SEASON DATA									
► H60m	9	Nick MCCLOUD	SR	7.73		2/19/11	7	0.72	7.72
► SP	25	Jon ARTHUR	SR	18.13m	59-5%	2/25/11	0.2	0.00	0.20
Team Total									7.99

69



Houston

Conference USA

▼ 1

Event	Scrd As	Athlete	Yr	Scored Mark	Date	Pl. Pts.	Bonus	TOTAL
Scored bests come from CURRENT season								
► 60m	28	Errol NOLAN	JR	6.70	1/13/12	0.1	0.08	0.18
Scored bests come from PRE-SEASON DATA								
► 200m	21	Kelvin FURLOUGH	SR	21.07	2/25/11	0.6	0.21	0.81
► 200m	27	Errol NOLAN	JR	21.11	2/12/11	0.125	0.15	0.27
► 400m	12	Errol NOLAN	JR	46.46	2/4/11	4	0.58	4.58
► 400m	20	Kelvin FURLOUGH	SR	46.68	3/5/11	0.7	0.29	0.99
► 4x400	15			3:08.52	12/11/10	0.7	0.34	1.04
► TJ	31	Thomas LANG	SR	15.48m	50-9% 2/4/11	0.04	0.00	0.04
Team Total								7.91

70



Florida A&M

Mid-Eastern Athletic Conference

▲ 2

Event	Scrd As	Athlete	Yr	Scored Mark	Date	Pl. Pts.	Bonus	TOTAL
Scored bests come from CURRENT season								
► TJ	9	Steve EMERE	JR	16.00m	52-6	1/7/12	7	0.73
Team Total								7.73

71



Liberty

Big South Conference

▼ 4

Event	Scrd As	Athlete	Yr	Scored Mark	Date	Pl. Pts.	Bonus	TOTAL	
Scored bests come from PRE-SEASON DATA									
► PV	9	Kolby SHEPHERD	SR	5.37m	17-7%	1/22/11	7	0.64	7.64
Team Total								7.64	

72



Boise State

Mountain West Conference

▼ 23

Event	Scrd As	Athlete	Yr	Scored Mark			Date	Pl. Pts.	Bonus	TOTAL
Scored bests come from PRE-SEASON DATA										
► HJ	24	Kurt FELIX	SR	2.17m	7-1½	2/24/11	0.3	0.02	0.32	
► LJ	14	Eetu VIITALA	SR	7.72m	25-4	1/22/11	2	0.36	2.36	
► WT	17	Trevor KRAYCHIR	SR	20.50m	67-3¾	3/5/11	1	0.19	1.19	
► HEPT	13	Kurt FELIX	SR	5,691		2/24/11	3	0.59	3.59	
Team Total									7.47	

"Scrd As", short for "Scored As", Standing used for place points portion of performance's score combining preseason data (when applied) to current season data

Numbers in BLACK are both the performance's actual NCAA rank AND "scored as" rank Numbers in RED indicate actual NCAA rank does not exist or is worse than "scored as" rank Numbers in BLUE indicate actual NCAA rank is better than "scored as" rank

USTFCCCA Non-Member

Non-Member Schools Will NOT be ranked, beginning Week 2



2012 Indoor Track & Field, Week #2

Only those who score >0.01 pts are shown
D denotes multiple-event rule in affect

MEN

73



Buffalo

Mid-American Conference

▲ 1

Event	Scrd As	Athlete	Yr	Scored Mark	Date	Pl. Pts.	Bonus	TOTAL	
Scored bests come from CURRENT season									
▶ SP	10	Robert GOLABEK	SR	19.26m	63-2¼	1/14/12	6	0.82	6.82
Team Total								6.82	

74



Charleston Southern

Big South Conference

▼ 3

Event	Scrd As	Athlete	Yr	Scored Mark	Date	Pl. Pts.	Bonus	TOTAL	
Scored bests come from CURRENT season									
▶ LJ	17	Lavon ALLEN	SR	7.69m	25-2¼	1/13/12	1	0.24	1.24
Scored bests come from PRE-SEASON DATA									
▶ 60m	16	Javon YOUNG	SR	6.65		1/21/11	1.25	0.38	1.63
▶ 200m	13	Javon YOUNG	SR	20.96		2/24/11	3	0.45	3.45
Team Total								6.32	

75



UTSA

Southland Conference

▲ 2

Event	Scrd As	Athlete	Yr	Scored Mark		Date	Pl. Pts.	Bonus	TOTAL
Scored bests come from CURRENT season									
▶ HJ	16	Keith BENFORD	JR	2.19m	7-2¼	1/13/12	1.25	0.23	1.48
▶ WT	31	Phil STEINERT	JR	19.44m	63-9¼	1/20/12	0.04	0.00	0.04
Scored bests come from PRE-SEASON DATA									
▶ SP	12	Richard GARRETT	JR	18.81m	61-8¼	2/25/11	4	0.41	4.41
Team Total									5.93

76



Boston University

America East Conference

▼ 15

Event	Scrd As	Athlete	Yr	Scored Mark	Date	Pl. Pts.	Bonus	TOTAL
Scored bests come from PRE-SEASON DATA								
► Mile	11	Rich PETERS	SO	3:58.26	2/11/11	5	0.65	5.65
Team Total								5.65

77



Central Michigan

Mid-American Conference

▲ 12

Event	Scrd As	Athlete	Yr	Scored Mark	Date	Pl. Pts.	Bonus	TOTAL	
Scored bests come from CURRENT season									
▶ 5000m	22	Tecumseh ADAMS	SO	13:53.08	1/27/12	0.5	0.25	0.75	
▶ PV	29	Josh KETTLEWELL	SR	5.21m	17-1	1/21/12	0.075	0.00	0.08
▶ HEPT	14	Josh KETTLEWELL	SR	5,673	1/27/12	2	0.53	2.53	
Scored bests come from PRE-SEASON DATA									
▶ WT	14	Kevin MAYS	SR	20.58m	67-6¼	2/25/11	2	0.26	2.26
Team Total								5.62	

78



Penn

Ivy League

▲ 1

Event	Scrd As	Athlete	Yr	Scored Mark		Date	Pl. Pts.	Bonus	TOTAL
Scored bests come from CURRENT season									
▶ HJ	11	Maalik REYNOLDS	SO	2.21m	7-3	1/20/12	5	0.57	5.57
Team Total									5.57

79



Kentucky

Southeastern Conference

▼ 1

Event	Scrd As	Athlete	Yr	Scored Mark	Date	Pl. Pts.	Bonus	TOTAL
Scored bests come from PRE-SEASON DATA								
▶ H60m	11	Keith HAYES	SR	7.75	3/12/11	5	0.57	5.57
Team Total								5.57

80



Missouri

Big 12 Conference

▲ 4

Event	Scrd As	Athlete	Yr	Scored Mark		Date	Pl. Pts.	Bonus	TOTAL
Scored bests come from CURRENT season									
▶ LJ	12	Malcom PENNIX	JR	7.74m	25-4½	1/13/12	4	0.49	4.49
▶ SP	18	Brooks MOSIER	JR	18.40m	60-4½	1/28/12	0.9	0.11	1.01
Team Total									5.49

"Scrd As", short for "Scored As", Standing used for place points portion of performance's score combining preseason data (when applied) to current season data

Numbers in BLACK are both the performance's actual NCAA rank AND "scored as" rank Numbers in RED indicate actual NCAA rank does not exist or is worse than "scored as" rank Numbers in BLUE indicate actual NCAA rank is better than "scored as" rank

USTFCCCA Non-Member

Non-Member Schools Will NOT be ranked, beginning Week 2



2012 Indoor Track & Field, Week #2

Only those who score >0.01 pts are shown
D denotes multiple-event rule in affect

MEN

81



Norfolk State

Mid-Eastern Athletic Conference

▼ 5

Event	Scrd As	Athlete	Yr	Scored Mark	Date	Pl. Pts.	Bonus	TOTAL
Scored bests come from CURRENT season								
▶ 60m	28	Marquis HOLSTON	JR	6.70	1/13/12	0.1	0.08	0.18
▶ H60m	25	Keith NKRUMAH	JR	7.83	1/27/12	0.2	0.10	0.30
Scored bests come from PRE-SEASON DATA								
▶ 60m	20	James TAYLOR	SO	6.66	1/28/11	0.7	0.29	0.99
▶ 200m	15	Marquis HOLSTON	JR	20.97	2/17/11	1.5	0.42	1.92
▶ 200m	24	James TAYLOR	SO	21.08	1/21/11	0.3	0.19	0.49
▶ 400m	18	Marquis HOLSTON	JR	46.67	2/11/11	0.9	0.31	1.21
▶ 4x400	22			3:09.40	2/11/11	0	0.02	0.02
Team Total								5.11

82



Pittsburgh

BIG EAST Conference

▲ 1

Event	Scrd As	Athlete	Yr	Scored Mark	Date	Pl. Pts.	Bonus	TOTAL
Scored bests come from CURRENT season								
▶ 4x400	10	Murray, Cowsette, Lowery, Spratling		3:07.33	1/14/12	4	0.85	4.85
Team Total								4.85

83



UMES

Mid-Eastern Athletic Conference

▼ 3

Event	Scrd As	Athlete	Yr	Scored Mark	Date	Pl. Pts.	Bonus	TOTAL
Scored bests come from CURRENT season								
▶ 200m	12	Andre WALSH	JR	20.95	1/7/12	4	0.48	4.48
Scored bests come from PRE-SEASON DATA								
▶ H60m	34	Ackee SMITH	SR	7.87	3/5/11	0.015	0.00	0.01
Team Total								4.49

84




North Carolina

Atlantic Coast Conference

▼ 3

Event	Scrd As	Athlete	Yr	Scored Mark	Date	Pl. Pts.	Bonus	TOTAL	
Scored bests come from PRE-SEASON DATA									
▶ 400m	24	Clayton PARROS	JR	46.91	1/14/11	0.3	0.14	0.44	
▶ HJ	34	Dylan MOORE	JR	2.15m	7-½	2/12/11	0.015	0.00	0.01
▶ PV	13	Parker SMITH	SR	5.36m	17-7	2/24/11	3	0.51	3.51
Team Total								3.96	

85



Colorado

Pacific-12 Conference

▲ 1

Event	Scrd As	Athlete	Yr	Scored Mark	Date	Pl. Pts.	Bonus	TOTAL	
Scored bests come from CURRENT season									
▶ HJ	34	Mark JONES	FR	2.15m	7-½	1/28/12	0.015	0.00	0.015
Scored bests come from PRE-SEASON DATA									
▶ 60m	16	Joe MORRIS	JR	6.65	1/21/11	1.25	0.38	1.63	
▶ 5000m	15	Joe BOSSHARD	JR	13:49.59	2/11/11	1.5	0.38	1.88	
▶ 5000m	28	Richard MEDINA	SR	13:57.20	2/11/11	0.1	0.10	0.20	
Team Total								3.72	

86



Memphis

Conference USA

▼ 1

Event	Scrd As	Athlete	Yr	Scored Mark		Date	Pl. Pts.	Bonus	TOTAL
Scored bests come from PRE-SEASON DATA									
▶ PV	13	Karlis PUJATS	SR	5.36m	17-7	1/28/11	3	0.51	3.51
Team Total									3.51

87



TCU

Mountain West Conference

unch

Event	Scrd As	Athlete	Yr	Scored Mark	Date	Pl. Pts.	Bonus	TOTAL
Scored bests come from CURRENT season								
▶ 60m	20	Charles SILMON	JR	6.66	1/14/12	0.7	0.29	0.99
Scored bests come from PRE-SEASON DATA								
▶ TJ	15	Cameron PARKER	SR	15.80m	51-10 2/24/11	1.5	0.26	1.76
Team Total								2.75

"Scrd As", short for "Scored As", Standing used for place points portion of performance's score combining preseason data (when applied) to current season data

Numbers in BLACK are both the performance's actual NCAA rank AND "scored as" rank Numbers in RED indicate actual NCAA rank does not exist or is worse than "scored as" rank Numbers in BLUE indicate actual NCAA rank is better than "scored as" rank

USTFCCCA Non-Member

Non-Member Schools Will NOT be ranked, beginning Week 2



2012 Indoor Track & Field, Week #2

Only those who score >0.01 pts are shown
D denotes multiple-event rule in affect

MEN

88



Columbia

Ivy League

▼13

Event	Scrd As	Athlete	Yr	Scored Mark	Date	Pl. Pts.	Bonus	TOTAL
Scored bests come from PRE-SEASON DATA								
► Mile	14	Kyle MERBER	SR	3:58.52	3/5/10	2	0.58	2.58
Team Total								2.58

89



Loyola-Chicago

Horizon League

▲50

Event	Scrd As	Athlete	Yr	Scored Mark	Date	Pl. Pts.	Bonus	TOTAL
Scored bests come from CURRENT season								
► LJ	14	James MCLACHLAN	SO	7.72m 25-4	1/27/12	2	0.36	2.36
Team Total								2.36

90



Tennessee

Southeastern Conference

unch

Event	Scrd As	Athlete	Yr	Scored Mark	Date	Pl. Pts.	Bonus	TOTAL
Scored bests come from CURRENT season								
► PV	19	Chase BRANNON	SO	5.32m 17-5½	1/13/12	0.8	0.15	0.95
► PV	32	Robert RASNICK	SR	5.20m 17-¾	1/21/12	0.03	0.00	0.03
► PV	32	Tyler PORTER	SO	5.20m 17-¾	1/21/12	0.03	0.00	0.03
► SP	20	Matthew HOTY	FR	18.29m 60-¾	1/21/12	0.7	0.03	0.73
Scored bests come from PRE-SEASON DATA								
► LJ	27	Desmond BROWN	JR	7.54m 24-9	2/25/11	0.125	0.00	0.13
Team Total								1.86

91



Southeast Missouri

Ohio Valley Conference

▲6

Event	Scrd As	Athlete	Yr	Scored Mark	Date	Pl. Pts.	Bonus	TOTAL
Scored bests come from CURRENT season								
► SP	15	Josh UCHTMAN	SR	18.52m 60-9¾	1/13/12	1.5	0.20	1.70
Team Total								1.70

92




Campbell

Big South Conference

▼1

Event	Scrd As	Athlete	Yr	Scored Mark	Date	Pl. Pts.	Bonus	TOTAL
Scored bests come from PRE-SEASON DATA								
► LJ	16	Diego LAWERENCE	JR	7.71m 25-3¾	2/18/11	1.25	0.31	1.56
Team Total								1.56

93



Connecticut

BIG EAST Conference

▲13

Event	Scrd As	Athlete	Yr	Scored Mark	Date	Pl. Pts.	Bonus	TOTAL
Scored bests come from CURRENT season								
► HJ	20	Noel JAMES	JR	2.18m 7-1¾	1/27/12	0.7	0.13	0.83
► LJ	21	Amanze WILLIAMS	FR	7.61m 24-11¾	1/7/12	0.6	0.00	0.60
Scored bests come from PRE-SEASON DATA								
► SP	30	Mike ALLEMAN	SR	17.96m 58-11¾	2/11/11	0.05	0.00	0.05
Team Total								1.48

94



Charlotte

Atlantic 10 Conference

▲8

Event	Scrd As	Athlete	Yr	Scored Mark	Date	Pl. Pts.	Bonus	TOTAL
Scored bests come from CURRENT season								
► HEPT	28	Jake WAINWRIGHT	SR	5,384	1/27/12	0.1	0.00	0.10
Scored bests come from PRE-SEASON DATA								
► H60m	17	Isaac MCREYNOLDS	SR	7.78	1/14/11	1	0.35	1.35
Team Total								1.45

95



Michigan

Big Ten Conference

unch

Event	Scrd As	Athlete	Yr	Scored Mark	Date	Pl. Pts.	Bonus	TOTAL
Scored bests come from CURRENT season								
► HJ	24	Bradley JAMES	SO	2.17m 7-1¾	1/14/12	0.3	0.02	0.32
► WT	18	Ethan DENNIS	SO	20.38m 66-10¾	1/14/12	0.9	0.08	0.98
Scored bests come from PRE-SEASON DATA								
► SP	28	Cody RIFFLE	SO	18.00m 59-¾	1/8/11	0.1	0.00	0.10
Team Total								1.40

"Scrd As", short for "Scored As", Standing used for place points portion of performance's score combining preseason data (when applied) to current season data

Numbers in BLACK are both the performance's actual NCAA rank AND "scored as" rank Numbers in RED indicate actual NCAA rank does not exist or is worse than "scored as" rank Numbers in BLUE indicate actual NCAA rank is better than "scored as" rank

USTFCCCA Non-Member

Non-Member Schools Will NOT be ranked, beginning Week 2



2012 Indoor Track & Field, Week #2

Only those who score >0.01 pts are shown
D denotes multiple-event rule in affect

MEN

96



Idaho State

Big Sky Conference

▼ 2

Event	Scrd As	Athlete	Yr	Scored Mark	Date	Pl. Pts.	Bonus	TOTAL
Scored bests come from PRE-SEASON DATA								
PV	17	Michael ARNOLD	SR	5.35m 17-6½	2/11/11	1	0.38	1.38
Team Total								1.38

97



Ark.-Little Rock

Sun Belt Conference

▼ 1

Event	Scrd As	Athlete	Yr	Scored Mark	Date	Pl. Pts.	Bonus	TOTAL
Scored bests come from PRE-SEASON DATA								
200m	17	Demond BURNS	SR	21.00	2/27/11	1	0.33	1.33
Team Total								1.33

98



Sacred Heart

Northeast Conference

▲ 6

Event	Scrd As	Athlete	Yr	Scored Mark	Date	Pl. Pts.	Bonus	TOTAL
Scored bests come from PRE-SEASON DATA								
H60m	18	Bertony JEAN-LOUIS	SR	7.79	3/5/11	0.9	0.28	1.18
Team Total								1.18

98



USF

BIG EAST Conference

▲ 5

Event	Scrd As	Athlete	Yr	Scored Mark	Date	Pl. Pts.	Bonus	TOTAL
Scored bests come from PRE-SEASON DATA								
H60m	18	David ARISTIL	SR	7.79	2/5/11	0.9	0.28	1.18
Team Total								1.18

100



Appalachian State

Southern Conference

▼ 2

Event	Scrd As	Athlete	Yr	Scored Mark	Date	Pl. Pts.	Bonus	TOTAL
Scored bests come from PRE-SEASON DATA								
HJ	20	Darius PURCELL	SR	2.18m 7-1¾	2/26/11	0.7	0.13	0.83
TJ	24	Jamal TILLER	SO	15.59m 51-1¾	2/26/11	0.3	0.00	0.30
Team Total								1.13

101



Akron

Mid-American Conference

▼ 1

Event	Scrd As	Athlete	Yr	Scored Mark	Date	Pl. Pts.	Bonus	TOTAL
Scored bests come from CURRENT season								
WT	22	Eric HUBBARD	SR	20.06m 65-9¾	1/28/12	0.5	0.00	0.50
Scored bests come from PRE-SEASON DATA								
200m	33	Phil FERGUSON	SR	21.14	2/25/11	0.02	0.11	0.13
H60m	25	Tyshaun PEOPLES	SR	7.83	1/28/11	0.2	0.10	0.30
PV	32	Daniel GARRETT	SR	5.20m 17-¾	2/11/11	0.03	0.00	0.03
LJ	26	Tyshaun PEOPLES	SR	7.57m 24-10	1/21/11	0.15	0.00	0.15
Team Total								1.11

102



Louisiana Tech

Western Athletic Conference

▲ 37

Event	Scrd As	Athlete	Yr	Scored Mark	Date	Pl. Pts.	Bonus	TOTAL
Scored bests come from CURRENT season								
200m	19	Trey HADNOT	SO	21.04	1/27/12	0.8	0.25	1.05
Team Total								1.05

103



Montana State

Big Sky Conference

▼ 10

Event	Scrd As	Athlete	Yr	Scored Mark	Date	Pl. Pts.	Bonus	TOTAL
Scored bests come from CURRENT season								
HEPT	21	Jeff MOHL	JR	5,521	1/9/12	0.6	0.02	0.62
HEPT	23	Asa STAVEN	SR	5,445	1/9/12	0.4	0.00	0.40
Team Total								1.02

104



Northern Iowa

Missouri Valley Conference

▼ 3

Event	Scrd As	Athlete	Yr	Scored Mark	Date	Pl. Pts.	Bonus	TOTAL
Scored bests come from CURRENT season								
PV	32	Daniel GOORIS	JR	5.20m 17-¾	1/20/12	0.03	0.00	0.03
HEPT	19	Daniel GOORIS	JR	5,549	1/27/12	0.8	0.11	0.91
Scored bests come from PRE-SEASON DATA								
HJ	34	Travis LEUER	SR	2.15m 7-½	1/15/11	0.015	0.00	0.01
SP	34	Justin ROMERO	SR	17.87m 58-7½	2/26/11	0.015	0.00	0.01
Team Total								0.97

"Scrd As", short for "Scored As", Standing used for place points portion of performance's score combining preseason data (when applied) to current season data

Numbers in BLACK are both the performance's actual NCAA rank AND "scored as" rank Numbers in RED indicate actual NCAA rank does not exist or is worse than "scored as" rank Numbers in BLUE indicate actual NCAA rank is better than "scored as" rank

USTFCCCA Non-Member

Non-Member Schools Will NOT be ranked, beginning Week 2



2012 Indoor Track & Field, Week #2

Only those who score >0.01 pts are shown
D denotes multiple-event rule in affect

MEN

105



Rutgers

BIG EAST Conference

▲ 2

Event	Scrd As	Athlete	Yr	Scored Mark		Date	Pl. Pts.	Bonus	TOTAL
Scored bests come from CURRENT season									
▶ HJ	27	Adam BERGO	JR	2.16m	7-1	1/26/12	0.125	0.00	0.13
▶ LJ	24	Corey CRAWFORD	FR	7.59m	24-11	1/26/12	0.3	0.00	0.30
Scored bests come from PRE-SEASON DATA									
▶ TJ	24	Devin JONES	SO	15.59m	51-1½	3/5/11	0.3	0.00	0.30
▶ TJ	26	Kevin BOSTICK	SR	15.58m	51-1½	3/5/11	0.15	0.00	0.15
Team Total									0.88

106




Monmouth

Northeast Conference

▼ 1

Event	Scrd As	Athlete	Yr	Scored Mark		Date	Pl. Pts.	Bonus	TOTAL
Scored bests come from CURRENT season									
► SP	19	Vincent ELARDO	SR	18.31m	60-1	1/20/12	0.8	0.04	0.84
Team Total									0.84

107




N.C. Central

Mid-Eastern Athletic Conference

▲ 1

Event	Scrd As	Athlete	Yr	Scored Mark	Date	Pl. Pts.	Bonus	TOTAL	
Scored bests come from CURRENT season									
► HJ	20	Willie CALVIN	JR	2.18m	7-1½	1/13/12	0.7	0.13	0.83
Team Total								0.83	

108



Navy

Patriot League

▼ 9

Event	Scrd As	Athlete	Yr	Scored Mark	Date	Pl. Pts.	Bonus	TOTAL
Scored bests come from PRE-SEASON DATA								
3000m	22	Cody ROME	SR	7:55.12	3/4/11	0.5	0.32	0.82
Team Total								0.82

109



Illinois State

Missouri Valley Conference

▲ 15

Event	Scrd As	Athlete	Yr	Scored Mark		Date	Pl. Pts.	Bonus	TOTAL
Scored bests come from CURRENT season									
▶ SP	25	Curtis JENSEN	JR	18.13m	59-5½	1/27/12	0.2	0.00	0.20
▶ WT	21	Akil MILLS	SO	20.09m	65-11	1/27/12	0.6	0.00	0.60
Team Total								0.80	

110




Cincinnati

BIG EAST Conference

Event	Scrd As	Athlete	Yr	Scored Mark	Date	Pl. Pts.	Bonus	TOTAL
Scored bests come from CURRENT season								
H60m	22	Terence SOMERVILLE	SR	7.81	1/27/12	0.5	0.18	0.68
Team Total								0.68

111



Binghamton

America East Conference

▲ 28

Event	Scrd As	Athlete	Yr	Scored Mark	Date	Pl. Pts.	Bonus	TOTAL
Scored bests come from CURRENT season								
3000m	23	Erik VAN INGEN	SR	7:56.21	1/27/12	0.4	0.17	0.57
Team Total								0.57

112



Prairie View A&M

Southwestern Athletic Conference

▼ 3

Event	Scrd As	Athlete	Yr	Scored Mark	Date	Pl. Pts.	Bonus	TOTAL	
Scored bests come from CURRENT season									
► TJ	22	Preston WOODARD	SO	15.64m	51-3¾	1/27/12	0.5	0.00	0.50
Team Total								0.50	

113



Eastern Kentucky

Ohio Valley Conference

▼ 3

Event	Scrd As	Athlete	Yr	Scored Mark	Date	Pl. Pts.	Bonus	TOTAL
Scored bests come from PRE-SEASON DATA								
3000m	33	Soufiane BOUCHIKHI	JR	7:59.53	3/4/11	0.02	0.00	0.02
5000m	25	Ben CHERUIYOT	SR	13:54.84	3/4/11	0.2	0.19	0.39
Team Total								0.41

"Scrd As", short for "Scored As", Standing used for place points portion of performance's score combining preseason data (when applied) to current season data

Numbers in BLACK are both the performance's actual NCAA rank AND "scored as" rank Numbers in RED indicate actual NCAA rank does not exist or is worse than "scored as" rank Numbers in BLUE indicate actual NCAA rank is better than "scored as" rank

USTFCCCA Non-Member

Non-Member Schools Will NOT be ranked, beginning Week 2



2012 Indoor Track & Field, Week #2

Only those who score >0.01 pts are shown
D denotes multiple-event rule in affect

MEN

114

Oregon State
Pacific-12 Conference

▼ 2

Event	Scrd As	Athlete	Yr	Scored Mark		Date	Pl. Pts.	Bonus	TOTAL
Scored bests come from PRE-SEASON DATA									
► HJ	24	Obum GWACHAM	JR	2.17m	7-1½	3/5/11	0.3	0.02	0.32
Team Total									0.32

115

Wake Forest
Atlantic Coast Conference

▲ 24

Event	Scrd As	Athlete	Yr	Scored Mark	Date	Pl. Pts.	Bonus	TOTAL
Scored bests come from CURRENT season								
H60m	25	Booker NUNLEY	JR	7.83	1/27/12	0.2	0.10	0.30
Team Total								0.30

116

Long Island
Northeast Conference

▲ 1

Event	Scrd As	Athlete	Yr	Scored Mark		Date	Pl. Pts.	Bonus	TOTAL
Scored bests come from PRE-SEASON DATA									
▶ 4x400	20			3:09.17		3/5/11	0.2	0.07	0.27
▶ LJ	32	Brian RICHARDS	JR	7.53m	24-8½	2/4/11	0.03	0.00	0.03
Team Total									0.30

117

Western Carolina
Southern Conference

▼ 2

Event	Scrd As	Athlete	Yr	Scored Mark		Date	Pl. Pts.	Bonus	TOTAL
Scored bests come from PRE-SEASON DATA									
► LJ	24	Lawren WILLARD	JR	7.59m	24-11	2/26/11	0.3	0.00	0.30
Team Total									0.30

118

Wichita State
Missouri Valley Conference

▼ 5

Event	Scrd As	Athlete	Yr	Scored Mark	Date	Pl. Pts.	Bonus	TOTAL	
Scored bests come from PRE-SEASON DATA									
▶ H60m	30	Lawson MONTGOMERY	SR	7.84	2/4/11	0.05	0.07	0.12	
▶ H60m	32	Todd MCKOWN	SR	7.85	2/26/11	0.03	0.03	0.06	
▶ LJ	32	Austin BAHNER	SO	7.53m	24-8½	2/26/11	0.03	0.00	0.03
Team Total								0.21	

119

Arkansas State
Sun Belt Conference

▲ 7

Event	Scrd As	Athlete	Yr	Scored Mark	Date	Pl. Pts.	Bonus	TOTAL	
Scored bests come from CURRENT season									
▶ HEPT	26	William OLIVER	SO	5,423	1/27/12	0.15	0.00	0.15	
Scored bests come from PRE-SEASON DATA									
▶ PV	32	Ethan SANDUSKY	SO	5.20m	17-¾	2/27/11	0.03	0.00	0.03
Team Total								0.18	

120

Iowa State
Big 12 Conference

▲ 3

Event	Scrd As	Athlete	Yr	Scored Mark	Date	Pl. Pts.	Bonus	TOTAL
Scored bests come from CURRENT season								
60m	28	Ian WARNER	JR	6.70	1/28/12	0.1	0.08	0.18
Team Total								0.18

121

Georgia Tech
Atlantic Coast Conference

▼ 1

Event	Scrd As	Athlete	Yr	Scored Mark	Date	Pl. Pts.	Bonus	TOTAL
Scored bests come from PRE-SEASON DATA								
400m	27	Antonio MCKAY, JR.	SR	47.09	2/4/11	0.125	0.03	0.15
Team Total								0.15

122

Harvard
Ivy League

▲ 17

Event	Scrd As	Athlete	Yr	Scored Mark		Date	Pl. Pts.	Bonus	TOTAL
Scored bests come from CURRENT season									
► SP	27	Ben GLAUSER	FR	18.07m	59-3½	1/28/12	0.125	0.00	0.13
Team Total									0.13

122

Manhattan
Metro Atlantic Athletic Conference

▼ 11

Event	Scrd As	Athlete	Yr	Scored Mark	Date	Pl. Pts.	Bonus	TOTAL
Scored bests come from PRE-SEASON DATA								
HEPT	27	Felix SILJEBACK-LARSEN	JR	5,402	3/5/11	0.125	0.00	0.13
Team Total								0.13

"Scrd As", short for "Scored As", Standing used for place points portion of performance's score combining preseason data (when applied) to current season data

Numbers in BLACK are both the performance's actual NCAA rank AND "scored as" rank Numbers in RED indicate actual NCAA rank does not exist or is worse than "scored as" rank Numbers in BLUE indicate actual NCAA rank is better than "scored as" rank

USTFCCCA Non-Member

Non-Member Schools Will NOT be ranked, beginning Week 2



2012 Indoor Track & Field, Week #2

Only those who score >0.01 pts are shown
D denotes multiple-event rule in affect

MEN

122

**South Dakota State** ▲17

The Summit League

Event	Scrd As	Athlete	Yr	Scored Mark	Date	Pl. Pts.	Bonus	TOTAL
Scored bests come from CURRENT season								
► LI	27	Jared VLASTUIN	SR	7.54m	24-9	1/27/12	0.125	0.00 0.13
Team Total								0.13

125

**Bethune-Cookman** ▼7

Mid-Eastern Athletic Conference

Event	Scrd As	Athlete	Yr	Scored Mark	Date	Pl. Pts.	Bonus	TOTAL
Scored bests come from CURRENT season								
► H60m	30	Kemar CLARKE	SR	7.84	12/3/11	0.05	0.07	0.12
Team Total								0.12

126

**East Carolina** ▼4

Conference USA

Event	Scrd As	Athlete	Yr	Scored Mark	Date	Pl. Pts.	Bonus	TOTAL
Scored bests come from CURRENT season								
► WT	28	Montrell MORROW	JR	19.63m	64-5	1/13/12	0.1	0.00 0.10
Team Total								0.10

127

**Central Connecticut St** ▼6

Northeast Conference

Event	Scrd As	Athlete	Yr	Scored Mark	Date	Pl. Pts.	Bonus	TOTAL
Scored bests come from PRE-SEASON DATA								
► 200m	34	Aaron RADDEN	JR	21.17	2/25/11	0.015	0.06	0.08
Team Total								0.08

128

**Wyoming** ▼3

Mountain West Conference

Event	Scrd As	Athlete	Yr	Scored Mark	Date	Pl. Pts.	Bonus	TOTAL
Scored bests come from CURRENT season								
► WT	29	Joe PLANTE	SR	19.56m	64-2½	12/2/11	0.075	0.00 0.08
Team Total								0.08

129

**Kent State** ▼10

Mid-American Conference

Event	Scrd As	Athlete	Yr	Scored Mark	Date	Pl. Pts.	Bonus	TOTAL
Scored bests come from CURRENT season								
► 60m	33	Princeton BRYSON	SR	6.71	1/20/12	0.02	0.03	0.05
Team Total								0.05

130

**Southern Miss** ▲5

Conference USA

Event	Scrd As	Athlete	Yr	Scored Mark	Date	Pl. Pts.	Bonus	TOTAL
Scored bests come from CURRENT season								
► 60m	33	Justin SIMS	JR	6.71	1/25/12	0.02	0.03	0.05
Team Total								0.05

131

**Bucknell** ▲8

Patriot League

Event	Scrd As	Athlete	Yr	Scored Mark	Date	Pl. Pts.	Bonus	TOTAL
Scored bests come from CURRENT season								
► WT	31	Tom BARR	SR	19.44m	63-9½	1/27/12	0.04	0.00 0.04
Team Total								0.04

131

**Louisiana-Lafayette** ▼5

Sun Belt Conference

Event	Scrd As	Athlete	Yr	Scored Mark	Date	Pl. Pts.	Bonus	TOTAL
Scored bests come from CURRENT season								
► SP	31	Albert FORNETTE	JR	17.93m	58-10	1/21/12	0.04	0.00 0.04
Team Total								0.04

131

**Sacramento State** ▼15

Big Sky Conference

Event	Scrd As	Athlete	Yr	Scored Mark	Date	Pl. Pts.	Bonus	TOTAL
Scored bests come from PRE-SEASON DATA								
► HEPT	31	Sam SCHUR	SR	5,375	2/25/11	0.04	0.00	0.04
Team Total								0.04

"Scrd As", short for "Scored As", Standing used for place points portion of performance's score combining preseason data (when applied) to current season data

Numbers in BLACK are both the performance's actual NCAA rank AND "scored as" rank Numbers in RED indicate actual NCAA rank does not exist or is worse than "scored as" rank Numbers in BLUE indicate actual NCAA rank is better than "scored as" rank

USTFCCCA Non-Member

Non-Member Schools Will NOT be ranked, beginning Week 2



2012 Indoor Track & Field, Week #2

Only those who score >0.01 pts are shown
 D denotes multiple-event rule in affect

MEN

134



Rice

Conference USA

▼ 8

Event	Scrd As	Athlete	Yr	Scored Mark	Date	Pl. Pts.	Bonus	TOTAL
-------	---------	---------	----	-------------	------	----------	-------	-------

Scored bests come from PRE-SEASON DATA

► PV	32	Alec HSU	JR	5.20m	17-¾	2/25/11	0.03	0.00	0.03
------	----	----------	----	-------	------	---------	------	------	------

Team Total 0.03

135



Georgetown

BIG EAST Conference

▲ 4

Event	Scrd As	Athlete	Yr	Scored Mark	Date	Pl. Pts.	Bonus	TOTAL
-------	---------	---------	----	-------------	------	----------	-------	-------

Scored bests come from CURRENT season

► Mile	34	Andrew SPRINGER	SO	4:01.17	1/27/12	0.015	0.01	0.02
--------	----	-----------------	----	---------	---------	-------	------	------

Team Total 0.02

136



Long Beach State

Big West Conference

▼ 6

Event	Scrd As	Athlete	Yr	Scored Mark	Date	Pl. Pts.	Bonus	TOTAL
-------	---------	---------	----	-------------	------	----------	-------	-------

Scored bests come from CURRENT season

► SP	33	Jacob WEINTRAUB	SR	17.91m	58-9¼	1/20/12	0.02	0.00	0.02
------	----	-----------------	----	--------	-------	---------	------	------	------

Team Total 0.02

137



Maryland

Atlantic Coast Conference

▼ 8

Event	Scrd As	Athlete	Yr	Scored Mark	Date	Pl. Pts.	Bonus	TOTAL
-------	---------	---------	----	-------------	------	----------	-------	-------

Scored bests come from PRE-SEASON DATA

► HJ	34	Jon HILL	JR	2.15m	7-¾	2/24/11	0.015	0.00	0.01
------	----	----------	----	-------	-----	---------	-------	------	------

Team Total 0.01

"Scrd As", short for "Scored As", Standing used for place points portion of performance's score combining preseason data (when applied) to current season data

Numbers in BLACK are both the performance's actual NCAA rank AND "scored as" rank Numbers in RED indicate actual NCAA rank does not exist or is worse than "scored as" rank Numbers in BLUE indicate actual NCAA rank is better than "scored as" rank

USTFCCCA Non-Member

Non-Member Schools Will NOT be ranked, beginning Week 2



2012 Indoor Track & Field, Week #2

Only those who score >0.01 pts are shown
D denotes multiple-event rule in affect

WOMEN



Oregon

Pacific-12 Conference

unch

Event	Scrd As	Athlete	Yr	Scored Mark	Date	Pl. Pts.	Bonus	TOTAL
Scored bests come from CURRENT season								
▶ 200m	20	English GARDNER	FR	23.58	1/27/12	0.7	0.24	0.94
▶ 200m	31	Phyllis FRANCIS	SO	23.75	1/27/12	0.04	0.04	0.08
▶ Mile	12	Becca FRIDAY	JR	4:37.53	1/27/12	4	0.70	4.70
▶ HJ	2	Brianne THEISEN	SR	1.88m	6-2 A 1/27/12	18	2.23	20.23
▶ PENT	1	Brianne THEISEN	SR	4,555	A 1/27/12	20	5.75	25.75
Scored bests come from PRE-SEASON DATA								
▶ 60m	2	Amber PURVIS	SR	7.20	3/12/11	18	1.90	19.90
▶ 60m	10	English GARDNER	SO	7.29	1/15/11	6	0.70	6.70
▶ 200m	6	Amber PURVIS	SR	23.17	3/12/11	10	1.14	11.14
▶ 800m	8	Anne KESSELRING	JR	2:04.70	2/25/11 D	8	1.10	3.10
▶ 800m	9	Laura ROESLER	SO	2:04.93	2/25/11	7	0.93	7.93
▶ 800m	21	Becca FRIDAY	JR	2:06.53	3/5/11	0.6	0.24	0.84
▶ Mile	2	Jordan HASAY	JR	4:33.01	3/12/11	18	2.26	20.26
▶ Mile	3	Anne KESSELRING	JR	4:34.96	3/12/11	16	1.58	17.58
▶ Mile	14	Alex KOSINSKI	SR	4:38.21	2/25/11 D	2	0.52	2.52
▶ 3000m	3	Jordan HASAY	JR	9:05.42	1/28/11 D	16	1.55	3.55
▶ 3000m	6	Alex KOSINSKI	SR	9:08.60	1/28/11	10	1.06	11.06
▶ 5000m	1	Alex KOSINSKI	SR	15:44.60	2/11/11	20	2.53	22.53
▶ 5000m	22	Bronwyn CROSSMAN	JR	16:13.73	2/11/11	0.5	0.22	0.72
▶ H60m	25	Brianne THEISEN	SR	8.35	3/12/11	0.2	0.16	0.36
▶ 4x400	12			3:34.98	3/12/11	1	0.62	1.62
▶ DMR	2			10:52.90	3/12/11	18	3.08	21.08
▶ LJ	23	Laurn NEWSON	SR	6.15m	20-2¼ 2/25/11	0.4	0.01	0.41
Team Total								202.99



LSU

Southeastern Conference

unch

Event	Scrd As	Athlete	Yr	Scored Mark	Date	Pl. Pts.	Bonus	TOTAL
Scored bests come from CURRENT season								
▶ 200m	28	Cassandra TATE	SR	23.71	1/14/12	0.1	0.09	0.19
▶ 400m	10	Cassandra TATE	SR	53.13	1/21/12	6	0.86	6.86
▶ 800m	1	Charlene LIPSEY	JR	2:03.79	A 1/27/12	20	1.76	21.76
▶ H60m	25	Shanekia HALL	JR	8.35	1/27/12	0.2	0.16	0.36
▶ TJ	13	Lynnika PITTS	SO	12.77m	41-10¼ 1/27/12	3	0.23	3.23
▶ WT	17	Denise HINTON	SO	20.15m	66-1½ 1/27/12	1	0.14	1.14
Scored bests come from PRE-SEASON DATA								
▶ 60m	3	Semoy HACKETT	SR	7.22	3/12/11	16	1.63	17.63
▶ 60m	12	Kimberlyn DUNCAN	JR	7.30	2/4/11	4	0.60	4.60
▶ 60m	24	Toshika SYLVESTER	SO	7.37	2/4/11	0.3	0.15	0.45
▶ 200m	1	Kimberlyn DUNCAN	JR	22.78	2/25/11	20	2.57	22.57
▶ 200m	2	Semoy HACKETT	SR	22.84	2/25/11	18	2.35	20.35
▶ 200m	3	Rebecca ALEXANDER	SR	22.96	2/25/11	16	1.90	17.90
▶ 400m	8	Rebecca ALEXANDER	SR	53.03	2/25/11 D	8	1.03	3.03
▶ 400m	20	Jonique DAY	SR	53.72	2/25/11	0.7	0.22	0.92
▶ H60m	5	Jasmin STOWERS	SO	8.12	3/12/11	12	1.29	13.29
▶ 4x400	3			3:30.37	3/12/11	16	2.77	18.77
▶ PV	17	Rachel LAURENT	SR	4.16m	13-7¾ 3/4/11	1	0.19	1.19
Team Total								154.21

"Scrd As", short for "Scored As", Standing used for place points portion of performance's score combining preseason data (when applied) to current season data

Numbers in BLACK are both the performance's actual NCAA rank AND "scored as" rank Numbers in RED indicate actual NCAA rank does not exist or is worse than "scored as" rank Numbers in BLUE indicate actual NCAA rank is better than "scored as" rank

USTFCCCA Non-Member

Non-Member Schools Will NOT be ranked, beginning Week 2



2012 Indoor Track & Field, Week #2

Only those who score >0.01 pts are shown
D denotes multiple-event rule in affect

WOMEN

3



Arkansas

Southeastern Conference

unch

Event	Scrd As	Athlete	Yr	Scored Mark	Date	Pl. Pts.	Bonus	TOTAL
Scored bests come from CURRENT season								
800m	3	Stephanie BROWN	JR	2:03.93	A 1/27/12	16	1.66	17.66
Mile	11	Kristen GILLESPIE	SR	4:36.94	A 1/27/12	5	0.90	5.90
H60m	25	Ivanique KEMP	JR	8.35	1/13/12	0.2	0.16	0.36
PENT	11	Makeba ALCIDE	JR	3,997	1/27/12	5	0.54	5.54
Scored bests come from PRE-SEASON DATA								
200m	13	Regina GEORGE	JR	23.43	2/25/11	D 3	0.49	2.49
400m	2	Regina GEORGE	JR	52.30	3/12/11	18	2.31	20.31
400m	4	Whitney JONES	SR	52.79	2/25/11	14	1.45	15.45
800m	30	Samantha LEARCH	SR	2:07.08	3/4/11	0.05	0.11	0.16
H60m	25	Brittany HYTER	SR	8.35	2/25/11	0.2	0.16	0.36
4x400	2			3:30.08	3/12/11	18	2.93	20.93
DMR	7			11:02.45	2/4/11	8	1.09	9.09
HJ	28	Makeba ALCIDE	JR	1.79m	5-10½	0.1	0.00	0.10
PV	1	Tina SUTEJ	SR	4.54m	14-10%	20	4.26	24.26
PV	5	Tara DIEBOLD	SR	4.30m	14-1¼	12	1.26	13.26
Team Total								135.86

4



Clemson

Atlantic Coast Conference

unch

Event	Scrd As	Athlete	Yr	Scored Mark	Date	Pl. Pts.	Bonus	TOTAL	
Scored bests come from CURRENT season									
▶ 60m	7	Dezerea BRYANT	FR	7.25	1/21/12	9	1.23	10.23	
▶ 200m	16	Dezerea BRYANT	FR	23.51	1/21/12	1.25	0.32	1.57	
▶ H60m	8	Bridgette OWENS	SO	8.19	1/21/12	8	0.87	8.87	
▶ H60m	9	Kendra HARRISON	FR	8.20	1/27/12	7	0.81	7.81	
▶ 4x400	11	Harrison, Rollins, Fluker, Wesh		3:34.97	1/21/12	2	0.62	2.62	
▶ PV	33	Lauren TERSTAPPEN	SO	4.03m	13-2½	1/27/12	0.02	0.00	0.02
Scored bests come from PRE-SEASON DATA									
▶ 60m	3	Stormy KENDRICK	JR	7.22	1/21/11	16	1.63	17.63	
▶ 60m	15	Jasmine EDGERSON	JR	7.32	2/24/11	1.5	0.42	1.92	
▶ 200m	11	Stormy KENDRICK	JR	23.29	2/24/11	5	0.83	5.83	
▶ 200m	15	Marlena WESH	JR	23.47	2/24/11	1.5	0.40	1.90	
▶ 400m	5	Marlena WESH	JR	52.88	3/12/11	12	1.29	13.29	
▶ 5000m	31	Kimberly RUCK	SR	16:23.47	3/4/11	0.04	0.00	0.04	
▶ H60m	1	Brianna ROLLINS	JR	7.96	3/12/11	20	2.74	22.74	
▶ H60m	7	Jasmine EDGERSON	JR	8.17	2/24/11	9	0.99	9.99	
▶ H60m	31	Monique GRACIA	SR	8.37	2/24/11	0.04	0.10	0.14	
▶ LJ	12	Jasmine BRUNSON	JR	6.24m	20-5%	4	0.42	4.42	
▶ TJ	15	Jasmine BRUNSON	JR	12.75m	41-10	1.5	0.19	1.69	
▶ WT	6	Brittney WALLER	JR	20.79m	68-2½	10	0.76	10.76	
Team Total								121.46	

"Scrd As", short for "Scored As", Standing used for place points portion of performance's score combining preseason data (when applied) to current season data

Numbers in BLACK are both the performance's actual NCAA rank AND "scored as" rank Numbers in RED indicate actual NCAA rank does not exist or is worse than "scored as" rank Numbers in BLUE indicate actual NCAA rank is better than "scored as" rank

USTFCCCA Non-Member

Non-Member Schools Will NOT be ranked, beginning Week 2



2012 Indoor Track & Field, Week #2

Only those who score >0.01 pts are shown
D denotes multiple-event rule in affect

WOMEN

5



UCF

Conference USA

▲ 1

Event	Scrd As	Athlete	Yr	Scored Mark	Date	Pl. Pts.	Bonus	TOTAL
Scored bests come from CURRENT season								
▶ 60m	5	Octavious FREEMAN	FR	7.23	A 1/21/12	12	1.50	13.50
▶ 200m	35	Octavious FREEMAN	FR	23.77	1/21/12	0.01	0.02	0.03
Scored bests come from PRE-SEASON DATA								
▶ 60m	1	Aurieyall SCOTT	SO	7.19	3/12/11	20	2.04	22.04
▶ 60m	6	Dominique BOOKER	SO	7.24	2/11/11	10	1.36	11.36
▶ 60m	27	Sheila PAUL	SR	7.38	2/11/11	0.125	0.10	0.23
▶ 200m	5	Aurieyall SCOTT	SO	23.16	3/12/11	12	1.18	13.18
▶ 200m	8	Dominique BOOKER	SO	23.26	1/28/11	8	0.90	8.90
▶ 200m	17	Sheila PAUL	SR	23.55	2/25/11	1	0.28	1.28
▶ H60m	4	Jackie COWARD	SR	8.06	3/12/11	14	1.81	15.81
▶ 4x400	6			3:34.00	3/4/11	10	0.98	10.98
▶ LJ	8	Sonnisha WILLIAMS	JR	6.32m	20-9 1/21/11	8	1.06	9.06
▶ LJ	16	Jennifer CLAYTON	SO	6.21m	20-4 1/2 2/4/11	1.25	0.28	1.53
Team Total								107.90

6



Texas

Big 12 Conference

▼ 1

Event	Scrd As	Athlete	Yr	Scored Mark	Date	Pl. Pts.	Bonus	TOTAL
Scored bests come from CURRENT season								
▶ 60m	30	Allison PETER	SO	7.40	1/27/12	0.05	0.02	0.07
▶ 200m	22	Allison PETER	SO	23.64	1/21/12	0.5	0.17	0.67
▶ H60m	22	Morgan SNOW	FR	8.34	1/27/12	0.5	0.18	0.68
▶ SP	34	Amanda VAN DYKE	SR	15.91m	52-2 1/2 1/27/12	0.015	0.00	0.01
Scored bests come from PRE-SEASON DATA								
▶ 200m	19	Christy UDOH	SO	23.56	3/4/11	0.8	0.27	1.07
▶ 200m	31	Briana NELSON	SO	23.75	2/25/11	0.04	0.04	0.08
▶ 400m	1	Briana NELSON	SO	52.18	2/25/11	20	2.53	22.53
▶ 400m	3	Angele COOPER	SR	52.69	1/28/11	16	1.62	17.62
▶ 400m	11	Kendra CHAMBERS	JR	53.23	3/4/11	5	0.69	5.69
▶ 400m	11	Stacey-Ann SMITH	SR	53.23	2/25/11	5	0.69	5.69
▶ 400m	34	Alicia PETERSON	JR	54.14	2/11/11	0.015	0.00	0.01
▶ 5000m	7	Mia BEHM	SR	15:58.34	2/11/11	9	1.17	10.17
▶ 4x400	4			3:31.11	3/12/11	14	2.34	16.34
▶ DMR	18			11:14.53	2/25/11	0.4	0.00	0.40
▶ HJ	3	Shanay BRISCOE	SO	1.87m	6-1 1/2 3/12/11	16	1.83	17.83
▶ HJ	8	Victoria LUCAS	SR	1.84m	6- 3/4 3/12/11	8	0.77	8.77
▶ PV	34	Natasha MASTERSON	JR	4.02m	13-2 1/4 2/25/11	0.015	0.00	0.01
▶ LJ	29	A'Lexus BRANNON	SO	6.12m	20-1 3/4/11	0.075	0.00	0.08
Team Total								107.72

"Scrd As", short for "Scored As", Standing used for place points portion of performance's score combining preseason data (when applied) to current season data

Numbers in BLACK are both the performance's actual NCAA rank AND "scored as" rank Numbers in RED indicate actual NCAA rank does not exist or is worse than "scored as" rank Numbers in BLUE indicate actual NCAA rank is better than "scored as" rank

USTFCCCA Non-Member

Non-Member Schools Will NOT be ranked, beginning Week 2



2012 Indoor Track & Field, Week #2

Only those who score >0.01 pts are shown
D denotes multiple-event rule in affect

WOMEN

7



BYU

West Coast Conference

unch

Event	Scrd As	Athlete	Yr	Scored Mark	Date	Pl. Pts.	Bonus	TOTAL
Scored bests come from CURRENT season								
800m	10	Nachelle MACKIE	JR	2:04.97	1/27/12	6	0.90	6.90
Mile	21	Katie PALMER	SR	4:39.83	1/27/12	0.6	0.21	0.81
Scored bests come from PRE-SEASON DATA								
400m	27	Natalie STEWART	SR	53.90	2/24/11	0.125	0.11	0.24
800m	4	Katie PALMER	SR	2:04.02	2/24/11	14	1.59	15.59
800m	5	Lacey BLEAZARD	SR	2:04.09	3/12/11	12	1.54	13.54
5000m	23	Morgan HAWS	JR	16:14.01	2/11/11	0.4	0.21	0.61
DMR	9			11:03.70	2/4/11	5	0.91	5.91
HJ	5	Ada ROBINSON	SR	1.86m 6-1½	2/11/11	12	1.42	13.42
HJ	12	Diana BLAUER	SR	1.82m 5-11½	1/21/11	4	0.25	4.25
PV	7	Rachel FISHER	JR	4.26m 13-11½	3/5/11	9	0.89	9.89
PV	11	Christen BOTTERON	SR	4.22m 13-10	2/24/11	5	0.53	5.53
PV	34	Kelli EHARDT	SR	4.02m 13-2½	2/24/11	0.015	0.00	0.01
Team Total								76.70

8



Texas Tech

Big 12 Conference

unch

Event	Scrd As	Athlete	Yr	Scored Mark	Date	Pl. Pts.	Bonus	TOTAL
Scored bests come from CURRENT season								
H60m	19	Katie GRIMES	JR	8.33	1/27/12	0.8	0.21	1.01
SP	15	Kelly CLOSSE	JR	16.83m 55-2¾	1/27/12	1.5	0.33	1.83
WT	4	Kelly CLOSSE	JR	20.91m 68-7¾	1/20/12	14	0.92	14.92
Scored bests come from PRE-SEASON DATA								
60m	24	Terra EVANS	SR	7.37	2/11/11	0.3	0.15	0.45
400m	19	Taylor EVANS	SR	53.68	2/18/11	0.8	0.24	1.04
400m	26	Candace JACKSON	JR	53.89	2/18/11	0.15	0.12	0.27
800m	15	Caroline JEPLETING	SR	2:05.95	3/4/11	1.5	0.38	1.88
5000m	29	Rose TANUI	SR	16:19.78	3/4/11	0.075	0.03	0.10
4x400	16			3:36.33	3/5/11	0.6	0.15	0.75
DMR	6			11:01.04	3/12/11	10	1.38	11.38
PV	3	Shade WEYGANDT	JR	4.40m 14-5½	1/21/11	16	2.37	18.37
LJ	18	Precious NWOKEY	SR	6.18m 20-3¾	2/25/11	0.9	0.15	1.05
SP	9	Ifeatu OKAFOR	JR	17.10m 56-1¼	2/25/11	7	0.67	7.67
PENT	4	Precious NWOKEY	SR	4,185	2/25/11	14	1.89	15.89
Team Total								76.60

9



Florida State

Atlantic Coast Conference

unch

Event	Scrd As	Athlete	Yr	Scored Mark	Date	Pl. Pts.	Bonus	TOTAL
Scored bests come from CURRENT season								
Mile	13	Hannah BROOKS	SR	4:37.87	1/27/12	3	0.60	3.60
3000m	32	Colleen QUIGLEY	FR	9:18.68	1/27/12	0.03	0.05	0.08
Scored bests come from PRE-SEASON DATA								
60m	8	Marecia PEMBERTON	SO	7.26	3/5/11	8	1.10	9.10
800m	28	Violah LAGAT	SR	2:06.94	2/11/11	0.1	0.14	0.24
Mile	4	Amanda WINSLOW	JR	4:35.16	3/12/11	14	1.51	15.51
LJ	3	Amy HARRIS	SR	6.43m 21-1¼	2/24/11	16	2.34	18.34
TJ	6	Michelle JENIJE	SR	13.19m 43-3¾	2/11/11	10	1.55	11.55
Team Total								58.41

10



Arizona

Pacific-12 Conference

▲ 2

Event	Scrd As	Athlete	Yr	Scored Mark	Date	Pl. Pts.	Bonus	TOTAL
Scored bests come from CURRENT season								
3000m	22	Elvin KIBET	SO	9:15.93	1/27/12	0.5	0.20	0.70
HJ	1	Brigetta BARRETT	JR	1.97m 6-5½	A 1/27/12	20	5.86	25.86
SP	2	Julie LABONTE	JR	18.01m 59-1¼	A 1/27/12	18	2.58	20.58
SP	31	Taylor FREEMAN	JR	15.94m 52-3¾	1/27/12	0.04	0.00	0.04
PENT	32	Liana FUENTES	JR	3,777	1/27/12	0.03	0.00	0.03
Scored bests come from PRE-SEASON DATA								
400m	32	Georganne MOLINE	SR	54.09	2/25/11	0.03	0.01	0.04
3000m	31	Hannah MOEN	SR	9:18.53	2/25/11	0.04	0.06	0.10
5000m	14	Hannah MOEN	SR	16:10.01	2/25/11	2	0.34	2.34
5000m	21	Jennifer BERGMAN	JR	16:13.05	2/25/11	0.6	0.24	0.84
H60m	17	Dahlys MARSHALL	SR	8.32	2/25/11	1	0.24	1.24
4x400	18			3:36.52	3/5/11	0.4	0.12	0.52
SP	13	Baillie GIBSON	SO	16.95m 55-7¾	3/5/11	3	0.45	3.45
SP	14	Alyssa HASSLEN	JR	16.91m 55-5½	2/12/11	2	0.41	2.41
Team Total								58.14

"Scrd As", short for "Scored As", Standing used for place points portion of performance's score combining preseason data (when applied) to current season data

Numbers in BLACK are both the performance's actual NCAA rank AND "scored as" rank Numbers in RED indicate actual NCAA rank does not exist or is worse than "scored as" rank Numbers in BLUE indicate actual NCAA rank is better than "scored as" rank

USTFCCCA Non-Member

Non-Member Schools Will NOT be ranked, beginning Week 2



2012 Indoor Track & Field, Week #2

Only those who score >0.01 pts are shown
D denotes multiple-event rule in affect

WOMEN

11

Texas A&M
 Big 12 Conference

unch

Event	Scrd As	Athlete	Yr	Scored Mark	Date	Pl. Pts.	Bonus	TOTAL
Scored bests come from CURRENT season								
▶ 60m	29	Ashley COLLIER	SO	7.39	1/21/12	0.075	0.06	0.14
▶ 400m	22	Kamaria BROWN	FR	53.77	1/21/12	0.5	0.19	0.69
▶ 3000m	14	Natosha ROGERS	JR	9:12.83	1/27/12	2	0.51	2.51
▶ H60m	33	Donique' FLEMINGS	JR	8.38	1/14/12	0.02	0.07	0.09
▶ PV	10	Laura ASIMAKIS	SR	4.24m	13-11 1/27/12	6	0.71	6.71
▶ PENT	31	Jena HEMANN	FR	3,789	1/27/12	0.04	0.00	0.04
Scored bests come from PRE-SEASON DATA								
▶ 60m	18	Dominique DUNCAN	SR	7.34	2/25/11	0.9	0.28	1.18
▶ 200m	4	Dominique DUNCAN	SR	23.03	3/12/11	14	1.65	15.65
▶ 200m	12	Ashley COLLIER	SO	23.40	3/4/11	4	0.57	4.57
▶ 400m	17	Ibukun MAYUNGBE	SO	53.56	2/25/11	1	0.31	1.31
▶ 5000m	32	Katherine DEVLIN	JR	16:24.62	2/4/11	0.03	0.00	0.03
▶ 4x400	1			3:29.72	3/12/11	20	3.14	23.14
Team Total								56.05

12

Iowa State
 Big 12 Conference

▲ 16

Event	Scrd As	Athlete	Yr	Scored Mark	Date	Pl. Pts.	Bonus	TOTAL
Scored bests come from CURRENT season								
▶ 3000m	4	Betsy SAINA	JR	9:06.61	A 1/28/12	14	1.37	15.37
▶ 3000m	5	Dani STACK	JR	9:08.00	A 1/28/12	12	1.15	13.15
▶ 3000m	29	Meaghan NELSON	JR	9:17.85	1/28/12	0.075	0.09	0.17
▶ SP	22	Christina HILLMAN	FR	16.44m	53-11 1/2 12/9/11	0.5	0.00	0.50
Scored bests come from PRE-SEASON DATA								
▶ 5000m	2	Betsy SAINA	SR	15:50.74	2/10/11	18	1.92	19.92
▶ 5000m	20	Dani STACK	JR	16:12.08	2/10/11	0.7	0.27	0.97
▶ HJ	12	Hannah WILLMS	SO	1.82m	5-11 1/2 2/10/11	4	0.25	4.25
▶ SP	20	Danielle FRERE	SR	16.59m	54-5 1/4 3/5/11	0.7	0.10	0.80
▶ WT	21	Laishema HAMPTON	SR	19.92m	65-4 1/4 2/10/11	0.6	0.00	0.60
Team Total								55.73

13

Southern Miss
 Conference USA

▼ 3

Event	Scrd As	Athlete	Yr	Scored Mark	Date	Pl. Pts.	Bonus	TOTAL
Scored bests come from PRE-SEASON DATA								
▶ HJ	12	Ke'Airra JONES	SR	1.82m	5-11 1/2 3/4/11	4	0.25	4.25
▶ LJ	1	Tori BOWIE	SR	6.52m	21-4 1/4 3/12/11	20	3.54	23.54
▶ TJ	1	Ganna DEMYDOVA	SR	13.88m	45-6 1/4 2/25/11	20	4.52	24.52
▶ TJ	15	Tori BOWIE	SR	12.75m	41-10 2/25/11	1.5	0.19	1.69
Team Total								54.00

14

Baylor
 Big 12 Conference

▲ 2

Event	Scrd As	Athlete	Yr	Scored Mark	Date	Pl. Pts.	Bonus	TOTAL
Scored bests come from CURRENT season								
▶ WT	11	Erin ATKINSON	SO	20.59m	67-6 1/4 1/27/12	5	0.49	5.49
Scored bests come from PRE-SEASON DATA								
▶ 60m	22	Tiffani MCREYNOLDS	SO	7.36	2/25/11	0.5	0.19	0.69
▶ 400m	14	Diamond RICHARDSON	SR	53.40	3/4/11	2	0.49	2.49
▶ H60m	3	Tiffani MCREYNOLDS	SO	8.03	3/12/11	16	2.08	18.08
▶ TJ	3	Jessica UBANYIONWU	SR	13.25m	43-5 1/4 3/12/11	16	1.81	17.81
▶ SP	11	Skylar WHITE	JR	16.97m	55-8 1/4 1/15/11	5	0.47	5.47
Team Total								50.04

"Scrd As", short for "Scored As", Standing used for place points portion of performance's score combining preseason data (when applied) to current season data

Numbers in BLACK are both the performance's actual NCAA rank AND "scored as" rank Numbers in RED indicate actual NCAA rank does not exist or is worse than "scored as" rank Numbers in BLUE indicate actual NCAA rank is better than "scored as" rank

USTFCCCA Non-Member

Non-Member Schools Will NOT be ranked, beginning Week 2



2012 Indoor Track & Field, Week #2

Only those who score >0.01 pts are shown
D denotes multiple-event rule in affect

WOMEN

15



Ohio State

Big Ten Conference

▼ 1

Event	Scrd As	Athlete	Yr	Scored Mark	Date	Pl. Pts.	Bonus	TOTAL
Scored bests come from CURRENT season								
▶ 60m	30	Chesna SYKES	SO	7.40	1/27/12	0.05	0.02	0.07
▶ WT	13	Maggie MULLEN	SR	20.55m 67-5½	1/14/12	3	0.44	3.44
Scored bests come from PRE-SEASON DATA								
▶ 60m	9	Madison MCNARY	SR	7.27	2/26/11	7	0.96	7.96
▶ 60m	10	Christina MANNING	SR	7.29	2/26/11	6	0.70	6.70
▶ 60m	18	Ashlee ABRAHAM	JR	7.34	2/25/11	0.9	0.28	1.18
▶ 200m	10	Christina MANNING	SR	23.28	2/26/11	6	0.85	6.85
▶ 200m	17	Madison MCNARY	SR	23.55	2/26/11	1	0.28	1.28
▶ 200m	23	Ashlee ABRAHAM	JR	23.65	2/25/11	0.4	0.16	0.56
▶ H60m	2	Christina MANNING	SR	8.01	2/26/11	18	2.27	20.27
▶ H60m	31	Christienne LINTON	JR	8.37	2/26/11	0.04	0.10	0.14
▶ HJ	28	Ashley GALBRAITH	SR	1.79m 5-10½	1/28/11	0.1	0.00	0.10
▶ TJ	33	Kelcey MCKINNEY	SR	12.58m 41-3¾	2/26/11	0.02	0.00	0.02
Team Total								48.57

16



Southern Illinois

Missouri Valley Conference

▼ 1

Event	Scrd As	Athlete	Yr	Scored Mark	Date	Pl. Pts.	Bonus	TOTAL
Scored bests come from CURRENT season								
▶ LJ	27	Malaikah LOVE	SR	6.13m 20-1½	1/13/12	0.125	0.00	0.13
▶ SP	7	Jeneva MCCALL	SR	17.47m 57-3¾	A 1/20/12	9	1.37	10.37
▶ WT	1	Jeneva MCCALL	SR	23.76m 77-11½	A 1/13/12	20	5.75	25.75
▶ WT	18	Rickael ROACH	SR	20.08m 65-10½	12/3/11	0.9	0.09	0.99
▶ WT	31	Kim FORTNEY	JR	19.59m 64-3¾	1/13/12	0.04	0.00	0.04
Scored bests come from PRE-SEASON DATA								
▶ TJ	26	Malaikah LOVE	SR	12.68m 41-7¾	2/4/11	0.15	0.08	0.23
▶ PENT	6	Malaikah LOVE	SR	4,054	3/12/11	10	0.95	10.95
Team Total								48.46

17



Arizona State

Pacific-12 Conference

▲ 4

Event	Scrd As	Athlete	Yr	Scored Mark	Date	Pl. Pts.	Bonus	TOTAL
Scored bests come from CURRENT season								
▶ 800m	33	Shelby HOULIHAN	FR	2:07.58	1/27/12	0.02	0.00	0.02
▶ PENT	13	Keia PINNICK	SO	3,981	1/27/12	3	0.42	3.42
Scored bests come from PRE-SEASON DATA								
▶ 400m	21	Keia PINNICK	JR	53.73	2/12/11	0.6	0.21	0.81
▶ 4x400	5			3:33.72	3/5/11	12	1.09	13.09
▶ PV	14	Shaylah SIMPSON	SO	4.20m 13-9¾	1/28/11	2	0.38	2.38
▶ LJ	2	Christabel NETTEY	JR	6.44m 21-1½	2/25/11	18	2.47	20.47
▶ SP	10	Anna JELMINI	SO	17.08m 56-½	3/12/11	6	0.63	6.63
Team Total								46.82

18



Tennessee

Southeastern Conference

▼ 1

Event	Scrd As	Athlete	Yr	Scored Mark	Date	Pl. Pts.	Bonus	TOTAL
Scored bests come from CURRENT season								
▶ DMR	8	Price, Wortham, Snapp, Sheffey		11:02.74	1/27/12	6	1.04	7.04
▶ SP	4	Annie ALEXANDER	SR	17.70m 58-1	A 1/21/12	14	1.80	15.80
Scored bests come from PRE-SEASON DATA								
▶ 800m	6	Chanelle PRICE	SR	2:04.17	3/12/11	10	1.48	11.48
▶ 800m	31	Nijgia SNAPP	JR	2:07.16	2/12/11	0.04	0.09	0.13
▶ 4x400	13			3:35.12	3/4/11	0.9	0.57	1.47
▶ PENT	7	Ellen WORTHAM	SR	4,042	3/12/11	9	0.86	9.86
Team Total								45.78

"Scrd As", short for "Scored As", Standing used for place points portion of performance's score combining preseason data (when applied) to current season data

Numbers in BLACK are both the performance's actual NCAA rank AND "scored as" rank Numbers in RED indicate actual NCAA rank does not exist or is worse than "scored as" rank Numbers in BLUE indicate actual NCAA rank is better than "scored as" rank

USTFCCCA Non-Member

Non-Member Schools Will NOT be ranked, beginning Week 2



2012 Indoor Track & Field, Week #2

Only those who score >0.01 pts are shown
D denotes multiple-event rule in affect

WOMEN

19



Georgia

Southeastern Conference

▼ 6

Event	Scrd As	Athlete	Yr	Scored Mark		Date	Pl. Pts.	Bonus	TOTAL
Scored bests come from CURRENT season									
▶ PV	15	Morgann LELEUX	FR	4.18m	13-8½	1/27/12	1.5	0.29	1.79
Scored bests come from PRE-SEASON DATA									
▶ Mile	31	Kristie KRUEGER	JR	4:41.64		2/13/10	0.04	0.01	0.05
▶ HJ	12	Saniel ATKINSON	JR	1.82m	5-11½	2/25/11	4	0.25	4.25
▶ TJ	2	Colleen FELIX	SR	13.50m	44-3½	2/25/11	18	2.89	20.89
▶ TJ	9	Maria AUGUTIS	JR	12.88m	42-3¼	2/25/11	7	0.55	7.55
▶ TJ	21	Saniel ATKINSON	JR	12.69m	41-7¾	2/25/11	0.6	0.10	0.70
▶ WT	11	Nikola LOMNICKA	JR	20.59m	67-6¾	2/13/10	5	0.49	5.49
▶ PENT	12	Lucie ONDRASCHKOVA	JR	3,995		2/25/11	4	0.52	4.52
Team Total							45.23		

20



Oklahoma

Big 12 Conference

▼ 1

Event	Scrd As	Athlete	Yr	Scored Mark	Date	Pl. Pts.	Bonus	TOTAL
Scored bests come from CURRENT season								
▶ 3000m	24	Jessica ENGEL	SR	9:16.11	1/27/12	0.3	0.18	0.48
▶ SP	1	Tia BROOKS	JR	18.49m 60-8	A 1/21/12	20	3.92	23.92
Scored bests come from PRE-SEASON DATA								
▶ 60m	17	Shawna ANDERSON	SR	7.33	2/4/11	1	0.34	1.34
▶ 5000m	28	Jessica ENGEL	SR	16:19.05	2/25/11	0.1	0.05	0.15
▶ SP	3	Karen SHUMP	JR	17.97m 58-11½	2/19/11	16	2.47	18.47
Team Total								44.36

21



Stanford

Pacific-12 Conference

▲ 3

Event	Scrd As	Athlete	Yr	Scored Mark	Date	Pl. Pts.	Bonus	TOTAL
Scored bests come from CURRENT season								
▶ 3000m	19	Kathy KROEGER	SO	9:15.45	1/27/12	0.8	0.25	1.05
▶ 3000m	20	Aisling CUFFE	FR	9:15.56	1/27/12	0.7	0.24	0.94
▶ H60m	15	Kori CARTER	SO	8.31	1/21/12	1.5	0.27	1.77
▶ H60m	19	Katie NELMS	SO	8.33	1/21/12	0.8	0.21	1.01
▶ LJ	4	Arantxa KING	SR	6.42m 21-¾	1/27/12	14	2.20	16.20
Scored bests come from PRE-SEASON DATA								
▶ 60m	30	Shataya HENDRICKS	SR	7.40	1/21/11	0.05	0.02	0.07
▶ 800m	17	Justine FEDRONIC	JR	2:06.27	3/5/11	1	0.30	1.30
▶ 3000m	25	Jessica TONN	SO	9:16.89	3/5/11	0.2	0.14	0.34
▶ PV	2	Katerina STEFANIDI	SR	4.41m 14-5½	1/15/11	18	2.50	20.50
▶ PV	26	Ellie MCCARDWELL	SO	4.10m 13-5¾	1/28/11	0.15	0.00	0.15
Team Total								43.34

22



Stony Brook

America East Conference

▼ 4

Event	Scrd As	Athlete	Yr	Scored Mark	Date	Pl. Pts.	Bonus	TOTAL
Scored bests come from CURRENT season								
▶ 800m	34	Lucy VAN DALEN	SR	2:07.61	1/26/12	0.015	0.00	0.01
Scored bests come from PRE-SEASON DATA								
▶ Mile	1	Lucy VAN DALEN	SR	4:32.95	3/4/11	20	2.28	22.28
▶ 3000m	2	Lucy VAN DALEN	SR	8:56.77	2/11/11	D 18	2.91	4.91
▶ 3000m	21	Annie KEOWN	SO	9:15.86	1/29/11	0.6	0.21	0.81
▶ 5000m	6	Holly VAN DALEN	SR	15:56.82	3/4/11	10	1.32	11.32
▶ 5000m	16	Annie KEOWN	SO	16:10.52	2/11/11	1.25	0.32	1.57
▶ DMR	17			11:13.20	2/18/11	0.5	0.00	0.50
Team Total								41.40

"Scrd As", short for "Scored As", Standing used for place points portion of performance's score combining preseason data (when applied) to current season data

Numbers in BLACK are both the performance's actual NCAA rank AND "scored as" rank Numbers in RED indicate actual NCAA rank does not exist or is worse than "scored as" rank Numbers in BLUE indicate actual NCAA rank is better than "scored as" rank

USTFCCCA Non-Member

Non-Member Schools Will NOT be ranked, beginning Week 2



2012 Indoor Track & Field, Week #2

Only those who score >0.01 pts are shown
D denotes multiple-event rule in affect

WOMEN

23



Michigan

Big Ten Conference

▼ 3

Event	Scrd As	Athlete	Yr	Scored Mark	Date	Pl. Pts.	Bonus	TOTAL	
Scored bests come from CURRENT season									
► Mile	23	Jillian SMITH	JR	4:40.37	1/28/12	0.4	0.15	0.55	
► Mile	24	Rebecca ADDISON	JR	4:40.41	1/28/12	0.3	0.15	0.45	
► Mile	28	Shannon OSIKA	FR	4:41.31	1/28/12	0.1	0.05	0.15	
► PV	18	Kiley TOBEL	SO	4.15m	13-7½	1/21/12	0.9	0.15	1.05
► TJ	26	Ada UNACHUKWU	JR	12.68m	41-7¾	1/14/12	0.15	0.08	0.23
Scored bests come from PRE-SEASON DATA									
► 800m	1	Rebecca ADDISON	JR	2:03.79	2/11/11	20	1.76	21.76	
► 800m	7	Jillian SMITH	JR	2:04.20	2/11/11	9	1.46	10.46	
► H60m	19	Julian PURVIS	SR	8.33	1/15/11	0.8	0.21	1.01	
► DMR	10			11:04.26	2/4/11	4	0.83	4.83	
► SP	27	Allison LISKE	SR	16.18m	53-1	0.125	0.00	0.13	
Team Total								40.61	

26



Georgetown

BIG EAST Conference

▼ 1

Event	Scrd As	Athlete	Yr	Scored Mark	Date	Pl. Pts.	Bonus	TOTAL	
Scored bests come from CURRENT season									
► 800m	19	Emily INFELD	JR	2:06.40	1/27/12	0.8	0.27	1.07	
► 800m	23	Chelsea COX	SO	2:06.63	1/27/12	0.4	0.22	0.62	
► 800m	25	Rachel SCHNEIDER	JR	2:06.73	1/27/12	0.2	0.19	0.39	
► DMR	3	Schneider, Finley, Cox, Infeld		10:55.95	1/27/12	16	2.44	18.44	
Scored bests come from PRE-SEASON DATA									
► Mile	10	Emily INFELD	JR	4:36.83	2/6/10	D	6	0.93	2.93
► Mile	25	Lauren BORDUIN	SR	4:40.52	3/4/11	0.2	0.13	0.33	
► 3000m	7	Emily INFELD	JR	9:09.24	1/30/10	9	0.96	9.96	
► 5000m	18	Emily JONES	SO	16:10.96	2/18/11	0.9	0.31	1.21	
Team Total								34.95	

24



Connecticut

BIG EAST Conference

▼ 2

Event	Scrd As	Athlete	Yr	Scored Mark	Date	Pl. Pts.	Bonus	TOTAL
Scored bests come from CURRENT season								
► 800m	22	Brigitte MANIA	JR	2:06.56	1/27/12	0.5	0.23	0.73
Scored bests come from PRE-SEASON DATA								
► 800m	11	Heather WILSON	SR	2:05.18	3/12/11	5	0.75	5.75
► DMR	5			10:59.99	3/4/11	12	1.59	13.59
► HJ	21	Natasha MCLAREN	SO	1.80m	5-10%	0.6	0.00	0.60
► SP	25	Victoria FLOWERS	SR	16.28m	53-5	0.2	0.00	0.20
► WT	3	Victoria FLOWERS	SR	22.24m	72-11%	16	2.81	18.81
Team Total						39.69		

27



Kansas

Big 12 Conference

unch

Event	Scrd As	Athlete	Yr	Scored Mark	Date	Pl. Pts.	Bonus	TOTAL	
Scored bests come from CURRENT season									
► 200m	29	Paris DANIELS	JR	23.74	1/27/12	0.075	0.06	0.13	
► 400m	9	Diamond DIXON	SO	53.05	1/27/12	7	0.99	7.99	
► PV	23	Demi PAYNE	SO	4.11m	13-5½	1/27/12	0.4	0.00	0.40
► LJ	16	Andrea GEUBELLE	JR	6.21m	20-4¾	1/13/12	1.25	0.28	1.53
► TJ	4	Andrea GEUBELLE	JR	13.20m	43-3¾	1/27/12	14	1.59	15.59
► WT	28	Alena KRECHYK	JR	19.69m	64-7¾	1/27/12	0.1	0.00	0.10
► PENT	22	Lindsay VOLLMER	FR	3,841	1/27/12	0.5	0.00	0.50	
Scored bests come from PRE-SEASON DATA									
► 4x400	9			3:34.05	3/12/11	5	0.96	5.96	
► LJ	14	Francine SIMPSON	JR	6.22m	20-5	2/4/11	2	0.33	2.33
Team Total								34.54	

25



Villanova

BIG EAST Conference

▼ 2

Event	Scrd As	Athlete	Yr	Scored Mark	Date	Pl. Pts.	Bonus	TOTAL
Scored bests come from CURRENT season								
► H60m	12	Shericka WARD	SR	8.25	1/27/12	4	0.51	4.51
Scored bests come from PRE-SEASON DATA								
► 3000m	8	Bogdana MIMIC	JR	9:10.64	3/4/11	8	0.75	8.75
► DMR	1			10:52.52	3/12/11	20	3.16	23.16
Team Total								36.43

"Scrd As", short for "Scored As", Standing used for place points portion of performance's score combining preseason data (when applied) to current season data

Numbers in BLACK are both the performance's actual NCAA rank AND "scored as" rank Numbers in RED indicate actual NCAA rank does not exist or is worse than "scored as" rank Numbers in BLUE indicate actual NCAA rank is better than "scored as" rank

USTFCCCA Non-Member

Non-Member Schools Will NOT be ranked, beginning Week 2



2012 Indoor Track & Field, Week #2

Only those who score >0.01 pts are shown
D denotes multiple-event rule in affect

WOMEN

28



Washington

Pacific-12 Conference

▲ 6

Event	Scrd As	Athlete	Yr	Scored Mark	Date	Pl. Pts.	Bonus	TOTAL
Scored bests come from CURRENT season								
3000m	1	Katie FLOOD	SO	8:55.31	A 1/27/12	20	3.15	23.15
Scored bests come from PRE-SEASON DATA								
3000m	10	Megan GOETHALS	SO	9:11.56	3/5/11	6	0.64	6.64
WT	33	Elisa BRYANT	SR	19.41m	63-8 1/4 1/28/11	0.02	0.00	0.02
Team Total								29.81

29



Nebraska

Big Ten Conference

▼ 3

Event	Scrd As	Athlete	Yr	Scored Mark	Date	Pl. Pts.	Bonus	TOTAL
Scored bests come from PRE-SEASON DATA								
PV	22	Cami JISKRA	SR	4.12m	13-6 1/4 2/25/11	0.5	0.01	0.51
LJ	6	Mara GRIVA	JR	6.35m	20-10 2/25/11	10	1.33	11.33
TJ	4	Mara GRIVA	JR	13.20m	43-3 3/4 2/25/11	14	1.59	15.59
Team Total								27.44

30



UC Santa Barbara

Big West Conference

▲ 20

Event	Scrd As	Athlete	Yr	Scored Mark	Date	Pl. Pts.	Bonus	TOTAL
Scored bests come from CURRENT season								
HJ	8	Barbara NWABA	SR	1.84m	6- 1/2 1/27/12	8	0.77	8.77
WT	26	Irene KUJORE	JR	19.74m	64-9 1/4 1/27/12	0.15	0.00	0.15
PENT	3	Barbara NWABA	SR	4,244	A 1/27/12	16	2.46	18.46
Team Total								27.38

31



Wisconsin

Big Ten Conference

▼ 2

Event	Scrd As	Athlete	Yr	Scored Mark	Date	Pl. Pts.	Bonus	TOTAL
Scored bests come from CURRENT season								
SP	24	Kelsey CARD	FR	16.32m	53-6 1/2 1/28/12	0.3	0.00	0.30
SP	26	Taylor SMITH	JR	16.25m	53-3 3/4 1/28/12	0.15	0.00	0.15
SP	32	Jasmine BOYER	SO	15.92m	52-2 1/2 1/20/12	0.03	0.00	0.03
WT	15	Taylor SMITH	JR	20.48m	67-2 1/4 1/28/12	1.5	0.36	1.86
Scored bests come from PRE-SEASON DATA								
HJ	12	Monika JAKUTYTE	SR	1.82m	5-11 1/2 2/26/11	4	0.25	4.25
PENT	2	Dorcas AKINNIYI	SR	4,254	3/12/11	18	2.57	20.57
Team Total								27.15

32



Florida

Southeastern Conference

▲ 11

Event	Scrd As	Athlete	Yr	Scored Mark	Date	Pl. Pts.	Bonus	TOTAL
Scored bests come from CURRENT season								
400m	13	Ebony EUTSEY	SO	53.38	1/27/12	3	0.51	3.51
DMR	11	LaCaze, Eutsey, Hayes, McGee		11:04.53	1/27/12	2	0.79	2.79
HJ	28	Taylor BURKE	FR	1.79m	5-10 1/2 1/22/12	0.1	0.00	0.10
TJ	18	Ciarra BREWER	FR	12.74m	41-9 3/4 1/14/12	0.9	0.17	1.07
PENT	14	Brittany HARRELL	SO	3,927	1/27/12	2	0.18	2.18
Scored bests come from PRE-SEASON DATA								
400m	25	Lanie WHITTAKER	JR	53.88	2/11/11	0.2	0.12	0.32
Mile	8	Cory MCGEE	SO	4:36.53	2/11/11	8	1.04	9.04
4x400	10			3:34.61	3/4/11	4	0.76	4.76
SP	30	Fidela JAMES	SR	15.98m	52-5 1/2 2/25/11	0.05	0.00	0.05
WT	24	Fidela JAMES	SR	19.83m	65- 3/4 2/25/11	0.3	0.00	0.30
Team Total								24.13

"Scrd As", short for "Scored As", Standing used for place points portion of performance's score combining preseason data (when applied) to current season data

Numbers in BLACK are both the performance's actual NCAA rank AND "scored as" rank Numbers in RED indicate actual NCAA rank does not exist or is worse than "scored as" rank Numbers in BLUE indicate actual NCAA rank is better than "scored as" rank

USTFCCCA Non-Member

Non-Member Schools Will NOT be ranked, beginning Week 2



2012 Indoor Track & Field, Week #2

Only those who score >0.01 pts are shown
D denotes multiple-event rule in affect

WOMEN

33



Penn State

Big Ten Conference

▼ 1

Event	Scrd As	Athlete	Yr	Scored Mark	Date	Pl. Pts.	Bonus	TOTAL
Scored bests come from CURRENT season								
▶ 200m	26	Mahagony JONES	SO	23.68	1/7/12	0.15	0.12	0.27
▶ 200m	33	Kirsten NIEUWENDAM	FR	23.76	1/7/12	0.02	0.03	0.05
▶ 800m	27	Rebekka SIMKO	SO	2:06.91	1/27/12	0.125	0.15	0.27
▶ 3000m	34	Kara MILLHOUSE	SR	9:19.42	1/27/12	0.015	0.01	0.03
▶ H60m	9	Evonne BRITTON	JR	8.20	1/27/12	7	0.81	7.81
▶ DMR	13	Lane, Iheoma, Simko, Millhouse		11:05.16	1/27/12	0.9	0.71	1.61
▶ WT	25	Melissa KURZDORFER	SO	19.77m	64-10% 1/27/12	0.2	0.00	0.20
Scored bests come from PRE-SEASON DATA								
▶ Mile	15	Caitlin LANE	SR	4:38.37	3/4/11	1.5	0.48	1.98
▶ 3000m	33	Caitlin LANE	SR	9:18.74	2/11/11	0.02	0.05	0.07
▶ 5000m	34	Brooklyne RIDDER	JR	16:25.97	2/11/11	0.015	0.00	0.01
▶ 4x400	6			3:34.00	3/12/11	10	0.98	10.98
Team Total								23.30

34



Wichita State

Missouri Valley Conference

▲ 13

Event	Scrd As	Athlete	Yr	Scored Mark	Date	Pl. Pts.	Bonus	TOTAL
Scored bests come from CURRENT season								
▶ 3000m	9	Aliphine TULIAMUK	JR	9:11.49	1/27/12	7	0.65	7.65
Scored bests come from PRE-SEASON DATA								
▶ 5000m	4	Aliphine TULIAMUK	JR	15:53.74	2/10/11	14	1.62	15.62
Team Total								23.27

35



Indiana State

Missouri Valley Conference

unch

Event	Scrd As	Athlete	Yr	Scored Mark	Date	Pl. Pts.	Bonus	TOTAL
Scored bests come from CURRENT season								
▶ PV	26	Nicole HOPE	SR	4.10m	13-5% 1/27/12	0.15	0.00	0.15
▶ SP	18	Felisha JOHNSON	JR	16.64m	54-7% 1/21/12	0.9	0.15	1.05
▶ SP	32	Mary THEISEN	JR	15.92m	52-2% 1/27/12	0.03	0.00	0.03
Scored bests come from PRE-SEASON DATA								
▶ WT	2	Felisha JOHNSON	JR	22.69m	74-5% 3/12/11	18	3.68	21.68
Team Total								22.91

36



TCU

Mountain West Conference

▼ 5

Event	Scrd As	Athlete	Yr	Scored Mark	Date	Pl. Pts.	Bonus	TOTAL
Scored bests come from CURRENT season								
▶ LJ	21	Lorraine UGEN	FR	6.16m	20-2% 12/10/11	0.6	0.05	0.65
Scored bests come from PRE-SEASON DATA								
▶ 4x400	6			3:34.00	3/12/11	10	0.98	10.98
▶ LJ	7	Whitney GIPSON	SR	6.33m	20-9% 1/28/11	9	1.15	10.15
▶ SP	29	Kelsey SAMUELS	JR	16.03m	52-7% 2/11/11	0.075	0.00	0.08
Team Total								21.87

37



Illinois State

Missouri Valley Conference

▼ 1

Event	Scrd As	Athlete	Yr	Scored Mark	Date	Pl. Pts.	Bonus	TOTAL
Scored bests come from CURRENT season								
▶ WT	5	Brittany SMITH	JR	20.82m	68-3% 1/14/12	12	0.80	12.80
Scored bests come from PRE-SEASON DATA								
▶ SP	8	Brittany SMITH	JR	17.19m	56-4% 3/12/11	8	0.84	8.84
Team Total								21.64

38



Auburn

Southeastern Conference

▼ 1

Event	Scrd As	Athlete	Yr	Scored Mark	Date	Pl. Pts.	Bonus	TOTAL
Scored bests come from CURRENT season								
▶ 60m	12	Kai SELVON	SO	7.30	1/21/12	4	0.60	4.60
▶ 200m	24	Kai SELVON	SO	23.66	1/21/12	0.3	0.15	0.45
▶ HJ	21	Monica CARNEY	SR	1.80m	5-10% 1/14/12	0.6	0.00	0.60
Scored bests come from PRE-SEASON DATA								
▶ 200m	7	Nivea SMITH	SR	23.21	3/12/11	9	1.02	10.02
▶ 4x400	14			3:35.67	2/25/11	0.8	0.36	1.16
▶ HJ	12	Maya PRESSLEY	JR	1.82m	5-11% 2/25/11	4	0.25	4.25
Team Total								21.08

"Scrd As", short for "Scored As", Standing used for place points portion of performance's score combining preseason data (when applied) to current season data

Numbers in BLACK are both the performance's actual NCAA rank AND "scored as" rank Numbers in RED indicate actual NCAA rank does not exist or is worse than "scored as" rank Numbers in BLUE indicate actual NCAA rank is better than "scored as" rank

USTFCCCA Non-Member

Non-Member Schools Will NOT be ranked, beginning Week 2



2012 Indoor Track & Field, Week #2

Only those who score >0.01 pts are shown
D denotes multiple-event rule in affect

WOMEN

39



New Mexico

Mountain West Conference

▼ 9

Event	Scrd As	Athlete	Yr	Scored Mark	Date	Pl. Pts.	Bonus	TOTAL
Scored bests come from PRE-SEASON DATA								
▶ 3000m	26	Ruth SENIOR	SR	9:17.09	1/28/11	0.15	0.13	0.28
▶ 5000m	5	Natalie GRAY	SR	15:54.29	2/11/11	12	1.56	13.56
▶ 5000m	10	Ruth SENIOR	SR	16:02.38	2/11/11	6	0.77	6.77
▶ 5000m	25	Sarah WALDRON	SR	16:16.73	2/11/11	0.2	0.12	0.32
Team Total								20.94

40



UTEP

Conference USA

▼ 1

Event	Scrd As	Athlete	Yr	Scored Mark	Date	Pl. Pts.	Bonus	TOTAL
Scored bests come from PRE-SEASON DATA								
▶ 60m	15	Endurance ABINUWA	SR	7.32	2/25/11	1.5	0.42	1.92
▶ 200m	25	Endurance ABINUWA	SR	23.67	2/25/11	0.2	0.14	0.34
▶ 400m	7	Endurance ABINUWA	SR	52.99	2/12/11	9	1.10	10.10
▶ 5000m	9	Risper KIMAIYO	SR	15:59.56	3/4/11	7	1.05	8.05
▶ 5000m	24	Kathya GARCIA	SR	16:14.06	2/11/11	0.3	0.21	0.51
Team Total								20.91

41



North Carolina

Atlantic Coast Conference

▼ 8

Event	Scrd As	Athlete	Yr	Scored Mark	Date	Pl. Pts.	Bonus	TOTAL
Scored bests come from PRE-SEASON DATA								
▶ 400m	31	Elizabeth MOTT	SR	54.08	2/24/11	0.04	0.01	0.05
▶ 800m	16	Tasha STANLEY	SR	2:06.01	3/4/11	1.25	0.36	1.61
▶ Mile	7	Ashley VERPLANK	JR	4:36.17	3/12/11	9	1.16	10.16
▶ 4x400	15			3:35.68	3/4/11	0.7	0.36	1.06
▶ HJ	21	Ariel ROBERTS	JR	1.80m	5-10% 2/24/11	0.6	0.00	0.60
▶ PV	11	Sandi MORRIS	SO	4.22m	13-10 2/12/11	5	0.53	5.53
▶ PENT	16	Ariel ROBERTS	JR	3,916	2/24/11	1.25	0.14	1.39
Team Total								20.40

42



East Carolina

Conference USA

▼ 4

Event	Scrd As	Athlete	Yr	Scored Mark	Date	Pl. Pts.	Bonus	TOTAL
Scored bests come from PRE-SEASON DATA								
▶ 400m	16	Aiesha GOGGINS	SO	53.45	2/25/11	1.25	0.43	1.68
▶ HJ	3	Tynita BUTTS	JR	1.87m	6-1½ 12/5/10	16	1.83	17.83
▶ LJ	29	Tynita BUTTS	JR	6.12m	20-1 2/25/11	0.075	0.00	0.08
Team Total								19.59

43



Boston College

Atlantic Coast Conference

▲ 9

Event	Scrd As	Athlete	Yr	Scored Mark	Date	Pl. Pts.	Bonus	TOTAL
Scored bests come from CURRENT season								
▶ 3000m	12	Jillian KING	JR	9:12.51	1/27/12	4	0.55	4.55
Scored bests come from PRE-SEASON DATA								
▶ 800m	18	Caroline KING	SR	2:06.28	2/24/11	0.9	0.30	1.20
▶ Mile	5	Caroline KING	SR	4:36.00	3/12/11	12	1.22	13.22
▶ Mile	32	Jillian KING	JR	4:41.93	3/4/11	0.03	0.00	0.03
▶ DMR	19			11:16.68	2/24/11	0.3	0.00	0.30
Team Total								19.29

44



Louisville

BIG EAST Conference

▲ 11

Event	Scrd As	Athlete	Yr	Scored Mark	Date	Pl. Pts.	Bonus	TOTAL
Scored bests come from CURRENT season								
▶ HJ	28	Michelle THEOPHILLE	JR	1.79m	5-10% 1/13/12	0.1	0.00	0.10
▶ WT	9	Amashi-Ali KENDALL	JR	20.66m	67-9% 1/27/12	7	0.59	7.59
Scored bests come from PRE-SEASON DATA								
▶ 5000m	12	Holly KNIGHT	SR	16:04.86	2/11/11	4	0.61	4.61
▶ LJ	14	Charachescia LOCKHART	SR	6.22m	20-5 1/14/11	2	0.33	2.33
▶ SP	12	Khadija ABDULLAH	JR	16.96m	55-7% 12/3/10	4	0.46	4.46
Team Total								19.08

"Scrd As", short for "Scored As", Standing used for place points portion of performance's score combining preseason data (when applied) to current season data

Numbers in BLACK are both the performance's actual NCAA rank AND "scored as" rank Numbers in RED indicate actual NCAA rank does not exist or is worse than "scored as" rank Numbers in BLUE indicate actual NCAA rank is better than "scored as" rank

USTFCCCA Non-Member

Non-Member Schools Will NOT be ranked, beginning Week 2



2012 Indoor Track & Field, Week #2

Only those who score >0.01 pts are shown
D denotes multiple-event rule in affect

WOMEN

45



Kansas State

Big 12 Conference

unch

Event	Scrd As	Athlete	Yr	Scored Mark		Date	Pl. Pts.	Bonus	TOTAL
Scored bests come from CURRENT season									
▶ Mile	34	Boglarka BOZZAY	SR	4:42.03		1/28/12	0.015	0.00	0.01
▶ HJ	12	Alyx TREASURE	FR	1.82m	5-11½	1/14/12	4	0.25	4.25
▶ PENT	19	Mairead MURPHY	SR	3,898		1/26/12	0.8	0.08	0.88
▶ PENT	26	Erica TWISS	FR	3,826		1/26/12	0.15	0.00	0.15
Scored bests come from PRE-SEASON DATA									
▶ PENT	5	Ryann KRAIS	SR	4,115		3/12/11	12	1.39	13.39
Team Total									18.68

46



Boston University

America East Conference

▲33

Event	Scrd As	Athlete	Yr	Scored Mark	Date	Pl. Pts.	Bonus	TOTAL	
Scored bests come from CURRENT season									
▶ 3000m	30	Katie MATTHEWS	SR	9:18.04	1/19/12	0.05	0.08	0.13	
▶ 5000m	3	Katie MATTHEWS	SR	15:52.80	A 1/27/12	16	1.71	17.71	
Scored bests come from PRE-SEASON DATA									
▶ HJ	21	Allison BARWISE	JR	1.80m	5-10¾	3/5/11	0.6	0.00	0.60
▶ PENT	27	Allison BARWISE	JR	3,813	2/18/11	0.125	0.00	0.13	
Team Total								18.57	

47



South Carolina

Southeastern Conference

▼ 6

Event	Scrd As	Athlete	Yr	Scored Mark	Date	Pl. Pts.	Bonus	TOTAL	
Scored bests come from CURRENT season									
▶ HJ	12	Jeannelle SCHEPER	SO	1.82m	5-11½	1/13/12	4	0.25	4.25
Scored bests come from PRE-SEASON DATA									
▶ 400m	14	Nadonna RODRIQUES	JR	53.40		3/6/10	2	0.49	2.49
▶ 400m	27	Sanura ELEYO'REILLY	SO	53.90		2/11/11	0.125	0.11	0.24
▶ H60m	6	Kierre BECKLES	JR	8.16		3/5/11	10	1.05	11.05
▶ 4x400	21			3:36.99		2/25/11	0.1	0.03	0.13
▶ PV	31	Petra OLSEN	SO	4.05m	13-3¾	2/25/11	0.04	0.00	0.04
Team Total								18.20	

48



Alabama

Southeastern Conference

▼ 8

Event	Scrd As	Athlete	Yr	Scored Mark		Date	Pl. Pts.	Bonus	TOTAL
Scored bests come from PRE-SEASON DATA									
▶ H60m	13	Kaylon EPPINGER	SR	8.29		2/25/11	3	0.33	3.33
▶ HJ	6	Krystle SCHADE	JR	1.85m	6-¾	2/25/11	10	1.04	11.04
▶ TJ	18	Chloe HETHERTON	SO	12.74m	41-9¾	1/14/11	0.9	0.17	1.07
▶ SP	17	Wilamena HOPKINS	JR	16.65m	54-7½	2/25/11	1	0.16	1.16
▶ WT	22	Amethyst HOLMES	SR	19.91m	65-4	2/12/11	0.5	0.00	0.50
▶ PENT	24	Kaylon EPPINGER	SR	3,835		2/25/11	0.3	0.00	0.30
Team Total									17.40

49



Western Kentucky

Sun Belt Conference

▼ 5

Event	Scrd As	Athlete	Yr	Scored Mark		Date	Pl. Pts.	Bonus	TOTAL
Scored bests come from PRE-SEASON DATA									
▶ LJ	9	Sharika SMITH	SR	6.27m	20-7	1/28/11	7	0.61	7.61
▶ LJ	23	Antquinita REED	SO	6.15m	20-2¼	2/27/11	0.4	0.01	0.41
▶ TJ	8	Sharika SMITH	SR	12.89m	42-3½	1/14/11	8	0.58	8.58
▶ TJ	21	Antquinita REED	SO	12.69m	41-7½	1/28/11	0.6	0.10	0.70
Team Total									17.30

50



San Diego State

Mountain West Conference

▼ 8

Event	Scrd As	Athlete	Yr	Scored Mark		Date	Pl. Pts.	Bonus	TOTAL
Scored bests come from CURRENT season									
▶ TJ	6	Shanieka THOMAS	SO	13.19m	43-3¼	1/21/12	10	1.55	11.55
▶ SP	19	Whitney ASHLEY	SR	16.63m	54-6¼	1/28/12	0.8	0.14	0.94
Scored bests come from PRE-SEASON DATA									
▶ 60m	24	Shanae ROACH	SR	7.37		3/5/11	0.3	0.15	0.45
▶ 200m	14	Shanae ROACH	SR	23.45		2/24/11	2	0.45	2.45
▶ PENT	16	Allison REASER	SO	3,916		2/24/11	1.25	0.14	1.39
Team Total									16.78

"Scrd As", short for "Scored As", Standing used for place points portion of performance's score combining preseason data (when applied) to current season data

Numbers in BLACK are both the performance's actual NCAA rank AND "scored as" rank Numbers in RED indicate actual NCAA rank does not exist or is worse than "scored as" rank Numbers in BLUE indicate actual NCAA rank is better than "scored as" rank

USTFCCCA Non-Member

Non-Member Schools Will NOT be ranked, beginning Week 2



2012 Indoor Track & Field, Week #2

Only those who score >0.01 pts are shown
D denotes multiple-event rule in affect

WOMEN

51



Eastern Washington

▲ 15

Big Sky Conference

Event	Scrd As	Athlete	Yr	Scored Mark	Date	Pl. Pts.	Bonus	TOTAL
Scored bests come from CURRENT season								
▶ PV	4	Keisa MONTEROLA	JR	4.37m	14-4	A 1/27/12	14	1.96 15.96
Team Total								15.96

52



Michigan State

▲ 2

Big Ten Conference

Event	Scrd As	Athlete	Yr	Scored Mark	Date	Pl. Pts.	Bonus	TOTAL
Scored bests come from CURRENT season								
▶ HJ	10	Rebecca BUCHHOLTZ	SR	1.83m	6-0	1/21/12	6	0.50 6.50
▶ TJ	18	Tori FRANKLIN	FR	12.74m	41-9%	1/13/12	0.9	0.17 1.07
▶ WT	10	Beth ROHL	JR	20.63m	67-8%	1/27/12	6	0.55 6.55
▶ WT	19	Shatora LEWIS	JR	20.06m	65-9%	1/27/12	0.8	0.07 0.87
Scored bests come from PRE-SEASON DATA								
▶ H60m	34	Leslie ARIRIGUZO	SR	8.39		2/26/11	0.015	0.04 0.06
▶ DMR	20			11:17.62		2/4/11	0.2	0.00 0.20
▶ TJ	21	Ashley STACEY	SO	12.69m	41-7%	2/26/11	0.6	0.10 0.70
Team Total								15.94

53



Virginia

▼ 7

Atlantic Coast Conference

Event	Scrd As	Athlete	Yr	Scored Mark	Date	Pl. Pts.	Bonus	TOTAL
Scored bests come from CURRENT season								
▶ TJ	29	Whitney ROSE	JR	12.65m	41-6	1/27/12	0.075	0.04 0.12
Scored bests come from PRE-SEASON DATA								
▶ DMR	4			10:59.33		3/4/11	14	1.73 15.73
Team Total								15.85

54




Columbia

▼ 6

Ivy League

Event	Scrd As	Athlete	Yr	Scored Mark	Date	Pl. Pts.	Bonus	TOTAL
Scored bests come from CURRENT season								
▶ TJ	33	Nadia EKE	FR	12.58m	41-3%	1/26/12	0.02	0.00 0.02
Scored bests come from PRE-SEASON DATA								
▶ 200m	26	Sharay HALE	SR	23.68		2/26/11	0.15	0.12 0.27
▶ 400m	6	Sharay HALE	SR	52.98		3/12/11	10	1.12 11.12
▶ HJ	21	Monique ROBERTS	SR	1.80m	5-10%	2/19/11	0.6	0.00 0.60
▶ HJ	28	Tara RICHMOND	SO	1.79m	5-10%	1/28/11	0.1	0.00 0.10
▶ TJ	13	QueenDenise OKEKE	JR	12.77m	41-10%	2/26/11	3	0.23 3.23
Team Total								15.34

55




Houston

▲ 18

Conference USA

Event	Scrd As	Athlete	Yr	Scored Mark	Date	Pl. Pts.	Bonus	TOTAL
Scored bests come from CURRENT season								
▶ 60m	30	Whitney HARRIS	SR	7.40		1/21/12	0.05	0.02 0.07
▶ H60m	17	Demeeka JONES	SR	8.32		1/27/12	1	0.24 1.24
▶ HJ	21	Megan FRAUSTO	JR	1.80m	5-10%	1/27/12	0.6	0.00 0.60
▶ LJ	11	Tai'Shea REESE	SR	6.25m	20-6%	1/13/12	5	0.46 5.46
▶ PENT	10	Megan FRAUSTO	JR	4,000		1/27/12	6	0.56 6.56
Team Total								13.93

56



Buffalo

▲ 11

Mid-American Conference

Event	Scrd As	Athlete	Yr	Scored Mark	Date	Pl. Pts.	Bonus	TOTAL
Scored bests come from CURRENT season								
▶ SP	5	Rebecca O'BRIEN	JR	17.52m	57-5%	A 1/27/12	12	1.46 13.46
Scored bests come from PRE-SEASON DATA								
▶ SP	23	Kristy WOODS		16.40m	53-9%	#####	0.4	0.00 0.40
Team Total								13.86

"Scrd As", short for "Scored As", Standing used for place points portion of performance's score combining preseason data (when applied) to current season data

Numbers in BLACK are both the performance's actual NCAA rank AND "scored as" rank Numbers in RED indicate actual NCAA rank does not exist or is worse than "scored as" rank Numbers in BLUE indicate actual NCAA rank is better than "scored as" rank

USTFCCCA Non-Member

Non-Member Schools Will NOT be ranked, beginning Week 2



2012 Indoor Track & Field, Week #2

Only those who score >0.01 pts are shown
D denotes multiple-event rule in affect

WOMEN

57



Louisiana Tech

Western Athletic Conference

▲65

Event	Scrd As	Athlete	Yr	Scored Mark	Date	Pl. Pts.	Bonus	TOTAL
Scored bests come from CURRENT season								
200m	33	Chelsea HAYES	SR	23.76	1/27/12	0.02	0.03	0.05
LJ	5	Chelsea HAYES	SR	6.38m	20-11%	12	1.67	13.67
Team Total								13.72

58



North Dakota State

The Summit League

▼7

Event	Scrd As	Athlete	Yr	Scored Mark		Date	Pl. Pts.	Bonus	TOTAL
Scored bests come from PRE-SEASON DATA									
▶ 800m	32	Brittany SCHANANDORE	SR	2:07.47		3/4/11	0.03	0.02	0.05
▶ HJ	28	Toni TOLLEFSON	JR	1.79m	5-10½	2/27/11	0.1	0.00	0.10
▶ PV	5	Leslie BROST	SR	4.30m	14-1¼	2/27/11	12	1.26	13.26
Team Total									13.41

59



Miami (Fla.)

Atlantic Coast Conference

unch

Event	Scrd As	Athlete	Yr	Scored Mark	Date	Pl. Pts.	Bonus	TOTAL
Scored bests come from CURRENT season								
▶ 60m	12	Tarika WILLIAMS	SR	7.30	1/13/12	4	0.60	4.60
Scored bests come from PRE-SEASON DATA								
▶ 200m	9	Tarika WILLIAMS	SR	23.27	2/24/11	7	0.87	7.87
▶ 400m	23	Tameka JAMESON	SR	53.84	3/6/10	0.4	0.15	0.55
▶ 400m	29	Thandi STEWART	SO	53.93	1/15/11	0.075	0.10	0.17
▶ WT	34	Miranda WILSON	SR	19.32m	63-4% 2/24/11	0.015	0.00	0.01
Team Total								13.21

60




Duke

Atlantic Coast Conference

▼2

Event	Scrd As	Athlete	Yr	Scored Mark	Date	Pl. Pts.	Bonus	TOTAL
Scored bests come from CURRENT season								
► PENT	29	Karli JOHONNOT	FR	3,802	1/27/12	0.075	0.00	0.08
Scored bests come from PRE-SEASON DATA								
► 5000m	15	Juliet BOTTORFF	JR	16:10.38	2/24/11	1.5	0.33	1.83
► DMR	14			11:06.85	2/4/11	0.8	0.48	1.28
► PV	8	Amy FRYT	SR	4.25m	13-11% 2/18/11	8	0.80	8.80
Team Total								11.98

61




Utah

Pacific-12 Conference

▼5

Event	Scrd As	Athlete	Yr	Scored Mark		Date	Pl. Pts.	Bonus	TOTAL
Scored bests come from PRE-SEASON DATA									
▶ DMR	15			11:11.71		3/4/11	0.7	0.00	0.70
▶ HJ	6	Langley IVERSON	SR	1.85m	6-%	2/24/11	10	1.04	11.04
Team Total									11.74

62



Colorado

Pacific-12 Conference

▼2

Event	Scrd As	Athlete	Yr	Scored Mark	Date	Pl. Pts.	Bonus	TOTAL
Scored bests come from CURRENT season								
PENT	33	Brianne BEEMER	JR	3,769	1/19/12	0.02	0.00	0.02
Scored bests come from PRE-SEASON DATA								
Mile	6	Emma COBURN	SR	4:36.08	3/12/11	10	1.19	11.19
3000m	27	Emma COBURN	SR	9:17.46	2/25/11	0.125	0.11	0.24
Team Total								11.45

63



SMU

Conference USA

▼6

Event	Scrd As	Athlete	Yr	Scored Mark		Date	Pl. Pts.	Bonus	TOTAL
Scored bests come from PRE-SEASON DATA									
► SP	6	Simone DU TOIT	SR	17.49m	57-4%	1/28/11	10	1.41	11.41
Team Total									11.41

"Scrd As", short for "Scored As", Standing used for place points portion of performance's score combining preseason data (when applied) to current season data

Numbers in BLACK are both the performance's actual NCAA rank AND "scored as" rank Numbers in RED indicate actual NCAA rank does not exist or is worse than "scored as" rank Numbers in BLUE indicate actual NCAA rank is better than "scored as" rank

USTFCCCA Non-Member

Non-Member Schools Will NOT be ranked, beginning Week 2



2012 Indoor Track & Field, Week #2

Only those who score >0.01 pts are shown
D denotes multiple-event rule in affect

WOMEN

64



California

Pacific-12 Conference

▼ 3

Event	Scrd As	Athlete	Yr	Scored Mark	Date	Pl. Pts.	Bonus	TOTAL
Scored bests come from CURRENT season								
► Mile	29	Sofia OBERG	SO	4:41.57	1/27/12	0.075	0.02	0.09
Scored bests come from PRE-SEASON DATA								
► 800m	19	Sofia OBERG		2:06.40	#####	0.8	0.27	1.07
► 5000m	8	Deborah MAIER		15:58.49	#####	8	1.15	9.15
Team Total								10.31

65



Purdue

Big Ten Conference

▼ 12

Event	Scrd As	Athlete	Yr	Scored Mark	Date	Pl. Pts.	Bonus	TOTAL
Scored bests come from PRE-SEASON DATA								
► LJ	9	Leah EBER	SR	6.27m	20-7 2/26/11	7	0.61	7.61
► SP	28	Dani BUNCH	SO	16.07m	52-8 2/19/11	0.1	0.00	0.10
► WT	14	Dani BUNCH	SO	20.54m	67-4 2/26/11	2	0.43	2.43
Team Total								10.14

66



Florida International

Sun Belt Conference

▼ 2

Event	Scrd As	Athlete	Yr	Scored Mark	Date	Pl. Pts.	Bonus	TOTAL
Scored bests come from CURRENT season								
► LJ	29	Marissa MCELVEEN	JR	6.12m	20-1 1/22/12	0.075	0.00	0.08
► WT	7	Benia GREGOIRE	JR	20.77m	68-1 1/2 12/3/11	9	0.73	9.73
Team Total								9.81

67



Syracuse

BIG EAST Conference

▼ 4

Event	Scrd As	Athlete	Yr	Scored Mark	Date	Pl. Pts.	Bonus	TOTAL
Scored bests come from CURRENT season								
► 60m	18	Flings OWUSU-AGYAPONG	SR	7.34	1/27/12	0.9	0.28	1.18
► Mile	18	Lauren PENNEY	JR	4:39.04	1/27/12	0.9	0.33	1.23
Scored bests come from PRE-SEASON DATA								
► 3000m	23	Lauren PENNEY	SR	9:16.01	1/28/11	0.4	0.19	0.59
► TJ	10	Ieva STAPONKUTE	SR	12.84m	42-1 1/2 3/4/11	6	0.43	6.43
Team Total								9.44

68



UCLA

Pacific-12 Conference

unch

Event	Scrd As	Athlete	Yr	Scored Mark	Date	Pl. Pts.	Bonus	TOTAL
Scored bests come from CURRENT season								
► PV	23	Allison KORESSEL	SO	4.11m	13-5 1/2 1/27/12	0.4	0.00	0.40
Scored bests come from PRE-SEASON DATA								
► 4x400	19			3:36.77	2/11/11	0.3	0.07	0.37
► WT	8	Ida STORM	SO	20.70m	67-11 2/25/11	8	0.64	8.64
Team Total								9.41

69



Dartmouth

Ivy League

▲ 2

Event	Scrd As	Athlete	Yr	Scored Mark	Date	Pl. Pts.	Bonus	TOTAL
Scored bests come from CURRENT season								
► Mile	9	Abbey D'AGOSTINO	SO	4:36.64	A 1/21/12	7	1.00	8.00
► 3000m	18	Alexi PAPPAS	SR	9:14.75	1/27/12	0.9	0.32	1.22
Team Total								9.22

70



Utah State

Western Athletic Conference

▼ 5

Event	Scrd As	Athlete	Yr	Scored Mark	Date	Pl. Pts.	Bonus	TOTAL
Scored bests come from PRE-SEASON DATA								
► PV	8	Sonia GRABOWSKA	SR	4.25m	13-11 1/4 2/24/11	8	0.80	8.80
Team Total								8.80

71



Kent State

Mid-American Conference

▼ 1

Event	Scrd As	Athlete	Yr	Scored Mark	Date	Pl. Pts.	Bonus	TOTAL
Scored bests come from CURRENT season								
► PV	34	Kim PRESTON	SR	4.02m	13-2 1/2 1/27/12	0.015	0.00	0.01
► SP	34	Joh'vonn MOSLEY	SO	15.91m	52-2 1/2 1/14/12	0.015	0.00	0.01
Scored bests come from PRE-SEASON DATA								
► PENT	8	Diana DUMITRESCU	SR	4,009	2/25/11	8	0.62	8.62
Team Total								8.65

"Scrd As", short for "Scored As", Standing used for place points portion of performance's score combining preseason data (when applied) to current season data

Numbers in BLACK are both the performance's actual NCAA rank AND "scored as" rank Numbers in RED indicate actual NCAA rank does not exist or is worse than "scored as" rank Numbers in BLUE indicate actual NCAA rank is better than "scored as" rank

USTFCCCA Non-Member

Non-Member Schools Will NOT be ranked, beginning Week 2



2012 Indoor Track & Field, Week #2

Only those who score >0.01 pts are shown
D denotes multiple-event rule in affect

WOMEN

72



Providence

BIG EAST Conference

▼23

Event	Scrd As	Athlete	Yr	Scored Mark	Date	Pl. Pts.	Bonus	TOTAL
Scored bests come from CURRENT season								
► Mile	17	Emily Sisson	FR	4:38.91	1/27/12	1	0.36	1.36
Scored bests come from PRE-SEASON DATA								
► 3000m	13	Hannah Davidson	JR	9:12.53	3/4/11	3	0.54	3.54
► 3000m	16	Shelby Greany	JR	9:14.06	2/11/11	1.25	0.39	1.64
► 5000m	17	Shelby Greany	JR	16:10.86	1/28/11	1	0.31	1.31
Team Total								7.86

73



Northern Iowa

Missouri Valley Conference

▲4

Event	Scrd As	Athlete	Yr	Scored Mark	Date	Pl. Pts.	Bonus	TOTAL
Scored bests come from CURRENT season								
► PENT	9	Olimpia Nowak	SR	4,008	1/27/12	7	0.62	7.62
Team Total								7.62

74



Long Island

Northeast Conference

▲4

Event	Scrd As	Athlete	Yr	Scored Mark		Date	Pl. Pts.	Bonus	TOTAL
Scored bests come from CURRENT season									
► LJ	21	Jessie GAINES	SR	6.16m	20-2½	1/26/12	0.6	0.05	0.65
► LJ	34	Jazmin WALLER	SR	6.11m	20-½	1/13/12	0.015	0.00	0.01
Scored bests come from PRE-SEASON DATA									
► H60m	22	Jessie GAINES	SR	8.34		2/12/11	0.5	0.18	0.68
► TJ	11	Jessie GAINES	SR	12.80m	42-0	2/4/11	5	0.32	5.32
Team Total									6.67

75



Middle Tennessee

Sun Belt Conference

▼3

Event	Scrd As	Athlete	Yr	Scored Mark	Date	Pl. Pts.	Bonus	TOTAL	
Scored bests come from CURRENT season									
► HJ	10	Ann DUDLEY	JR	1.83m	6-0	12/10/11	6	0.50	6.50
Scored bests come from PRE-SEASON DATA									
► LJ	29	Kiara HENRY	SR	6.12m	20-1	2/27/11	0.075	0.00	0.08
► TJ	31	France MAKABU	JR	12.63m	41-5½	2/12/11	0.04	0.01	0.05
Team Total								6.62	

76



Oklahoma State

Big 12 Conference

▼14

Event	Scrd As	Athlete	Yr	Scored Mark	Date	Pl. Pts.	Bonus	TOTAL
Scored bests come from PRE-SEASON DATA								
► 800m	13	Natalja Piliusina	SO	2:05.86	1/28/11	3	0.42	3.42
► Mile	19	Natalja Piliusina	SO	4:39.39	2/11/11	0.8	0.26	1.06
► DMR	12			11:04.59	3/12/11	1	0.78	1.78
Team Total								6.27

77



Illinois

Big Ten Conference

▲6

Event	Scrd As	Athlete	Yr	Scored Mark		Date	Pl. Pts.	Bonus	TOTAL
Scored bests come from CURRENT season									
► 200m	29	Ashley SPENCER	FR	23.74		1/20/12	0.075	0.06	0.13
► PV	15	Stephanie RICHARTZ	SO	4.18m	13-8½	1/28/12	1.5	0.29	1.79
Scored bests come from PRE-SEASON DATA									
► 200m	21	Ashley KELLY	SR	23.62		2/26/11	0.6	0.19	0.79
► 400m	18	Ashley KELLY	SR	53.59		2/4/11	0.9	0.29	1.19
► 800m	29	Stephanie MORGAN	JR	2:07.02		2/26/11	0.075	0.12	0.20
► H60m	15	Breeana COLEMAN	SO	8.31		2/25/11	1.5	0.27	1.77
Team Total									5.87

78



Wright State

Horizon League

▼2

Event	Scrd As	Athlete	Yr	Scored Mark	Date	Pl. Pts.	Bonus	TOTAL
Scored bests come from CURRENT season								
► H60m	11	Cassandra Lloyd	SR	8.23	1/6/12	5	0.63	5.63
Team Total								5.63

79



Toledo

Mid-American Conference

▼4

Event	Scrd As	Athlete	Yr	Scored Mark	Date	Pl. Pts.	Bonus	TOTAL
Scored bests come from PRE-SEASON DATA								
► 5000m	11	Ari Fisher	SR	16:04.56	2/10/11	5	0.63	5.63
Team Total								5.63

"Scrd As", short for "Scored As", Standing used for place points portion of performance's score combining preseason data (when applied) to current season data

Numbers in BLACK are both the performance's actual NCAA rank AND "scored as" rank Numbers in RED indicate actual NCAA rank does not exist or is worse than "scored as" rank Numbers in BLUE indicate actual NCAA rank is better than "scored as" rank

USTFCCCA Non-Member

Non-Member Schools Will NOT be ranked, beginning Week 2



2012 Indoor Track & Field, Week #2

Only those who score >0.01 pts are shown
D denotes multiple-event rule in affect

WOMEN

80



Loyola Marymount

▼11

West Coast Conference

Event	Scrd As	Athlete	Yr	Scored Mark	Date	Pl. Pts.	Bonus	TOTAL
Scored bests come from PRE-SEASON DATA								
▶ 3000m	11	Tara ERDMANN	SR	9:12.25	3/5/11	5	0.57	5.57
Team Total								5.57

81



Kentucky

▲51

Southeastern Conference

Event	Scrd As	Athlete	Yr	Scored Mark	Date	Pl. Pts.	Bonus	TOTAL
Scored bests come from CURRENT season								
▶ 60m	22	Keilah TYSON	FR	7.36	1/27/12	0.5	0.19	0.69
▶ HJ	12	Terri-Ann GRANT	SR	1.82m	5-11½	4	0.25	4.25
Team Total								4.94

82



Cincinnati

▲4

BIG EAST Conference

Event	Scrd As	Athlete	Yr	Scored Mark	Date	Pl. Pts.	Bonus	TOTAL	
Scored bests come from CURRENT season									
▶ 800m	24	Kathy KLUMP	SR	2:06.66	1/27/12	0.3	0.21	0.51	
▶ HJ	21	Jasmine COTTEN	SR	1.80m	5-10%	1/13/12	0.6	0.00	0.60
▶ PV	29	Sarah RASNICK	SO	4.07m	13-4%	1/13/12	0.075	0.00	0.08
▶ PENT	28	Jasmine COTTEN	SR	3,803		12/9/11	0.1	0.00	0.10
Scored bests come from PRE-SEASON DATA									
▶ PV	13	MacKenzie FIELDS	SR	4.21m	13-9%	2/11/11	3	0.44	3.44
Team Total								4.72	

83



Sacramento State

▼2

Big Sky Conference

Event	Scrd As	Athlete	Yr	Scored Mark	Date	Pl. Pts.	Bonus	TOTAL
Scored bests come from PRE-SEASON DATA								
▶ 800m	12	Renisha ROBINSON	SR	2:05.71	3/5/11	4	0.49	4.49
Team Total								4.49

84



Manhattan

▼2

Metro Atlantic Athletic Conference

Event	Scrd As	Athlete	Yr	Scored Mark		Date	Pl. Pts.	Bonus	TOTAL
Scored bests come from PRE-SEASON DATA									
▶ LJ	12	Malin OLSSON	SO	6.24m	20-5%	2/9/11	4	0.42	4.42
Team Total									4.42

85



Louisiana-Lafayette

▲2

Sun Belt Conference

Event	Scrd As	Athlete	Yr	Scored Mark	Date	Pl. Pts.	Bonus	TOTAL	
Scored bests come from CURRENT season									
▶ TJ	12	Jasmine MANUEL	SR	12.78m	41-11½	1/27/12	4	0.26	4.26
Team Total									4.26

86



Navy

▲3

Patriot League

Event	Scrd As	Athlete	Yr	Scored Mark	Date	Pl. Pts.	Bonus	TOTAL
Scored bests come from CURRENT season								
▶ Mile	16	Jess PALACIO	SR	4:38.43	1/28/12	1.25	0.47	1.72
Scored bests come from PRE-SEASON DATA								
▶ 800m	14	Jess PALACIO	SR	2:05.89	3/4/11	2	0.41	2.41
Team Total								4.13

87



Maine

▼3

America East Conference

Event	Scrd As	Athlete	Yr	Scored Mark	Date	Pl. Pts.	Bonus	TOTAL	
Scored bests come from PRE-SEASON DATA									
▶ 5000m	13	Corey CONNER	SR	16:06.18	1/28/11	3	0.53	3.53	
▶ H60m	34	Jesse LABRECK	SR	8.39	2/18/11	0.015	0.04	0.06	
▶ LJ	25	Jesse LABRECK	SR	6.14m	20-1½	2/18/11	0.2	0.00	0.20
Team Total								3.78	

"Scrd As", short for "Scored As", Standing used for place points portion of performance's score combining preseason data (when applied) to current season data

Numbers in BLACK are both the performance's actual NCAA rank AND "scored as" rank Numbers in RED indicate actual NCAA rank does not exist or is worse than "scored as" rank Numbers in BLUE indicate actual NCAA rank is better than "scored as" rank

USTFCCCA Non-Member

Non-Member Schools Will NOT be ranked, beginning Week 2



2012 Indoor Track & Field, Week #2

Only those who score >0.01 pts are shown
D denotes multiple-event rule in affect

WOMEN

88



Georgia Tech

Atlantic Coast Conference

▼ 3

Event	Scrd As	Athlete	Yr	Scored Mark	Date	Pl. Pts.	Bonus	TOTAL
Scored bests come from PRE-SEASON DATA								
H60m	14	Leslie NJOKU	SR	8.30	2/24/11	2	0.30	2.30
H60m	22	Melanie AKWULE	SR	8.34	1/28/11	0.5	0.18	0.68
TJ	21	Julienne MCKEE	SO	12.69m 41-7%	2/24/11	0.6	0.10	0.70
Team Total								3.68

89



Mississippi

Southeastern Conference

▼ 9

Event	Scrd As	Athlete	Yr	Scored Mark	Date	Pl. Pts.	Bonus	TOTAL
Scored bests come from CURRENT season								
WT	30	Jazmin MILLER	SO	19.61m 64-4	1/27/12	0.05	0.00	0.05
Scored bests come from PRE-SEASON DATA								
4x400	17			3:36.43	2/25/11	0.5	0.13	0.63
PV	30	Neal TISHER	JR	4.06m 13-3%	1/22/11	0.05	0.00	0.05
TJ	21	Aria GAINES	SR	12.69m 41-7%	2/25/11	0.6	0.10	0.70
PENT	15	Fabia MCDONALD	SO	3,922	2/25/11	1.5	0.16	1.66
Team Total								3.10

90



Minnesota

Big Ten Conference

unch

Event	Scrd As	Athlete	Yr	Scored Mark	Date	Pl. Pts.	Bonus	TOTAL
Scored bests come from PRE-SEASON DATA								
DMR	16			11:12.34	2/4/11	0.6	0.00	0.60
PV	18	Becca PILKERTON	SR	4.15m 13-7%	2/10/11	0.9	0.15	1.05
LJ	19	Todea-Kay WILLIS	SR	6.17m 20-3	2/26/11	0.8	0.10	0.90
Team Total								2.55

91



Indiana

Big Ten Conference

▼ 3

Event	Scrd As	Athlete	Yr	Scored Mark	Date	Pl. Pts.	Bonus	TOTAL
Scored bests come from PRE-SEASON DATA								
Mile	26	Chelsea BLANCHARD	SR	4:41.18	1/28/11	0.15	0.06	0.21
PV	23	Kelsie AHBE	JR	4.11m 13-5%	2/4/11	0.4	0.00	0.40
SP	16	Monique RIDDICK	SR	16.66m 54-8	3/5/11	1.25	0.17	1.42
Team Total								2.03

92



Cornell

Ivy League

▲ 9

Event	Scrd As	Athlete	Yr	Scored Mark	Date	Pl. Pts.	Bonus	TOTAL
Scored bests come from CURRENT season								
5000m	19	Katie KELLNER	JR	16:11.38	1/27/12	0.8	0.29	1.09
LJ	19	Melissa HEWITT	SR	6.17m 20-3	1/21/12	0.8	0.10	0.90
Team Total								2.00

93



Weber State

Big Sky Conference

▲ 28

Event	Scrd As	Athlete	Yr	Scored Mark	Date	Pl. Pts.	Bonus	TOTAL
Scored bests come from CURRENT season								
3000m	15	Amber HENRY	JR	9:13.81	1/27/12	1.5	0.41	1.91
Team Total								1.91

94



UNLV

Mountain West Conference

▲ 4

Event	Scrd As	Athlete	Yr	Scored Mark	Date	Pl. Pts.	Bonus	TOTAL
Scored bests come from CURRENT season								
WT	16	Amanda BINGSON	SR	20.28m 66-6%	1/27/12	1.25	0.22	1.47
Scored bests come from PRE-SEASON DATA								
WT	23	Chelsea CASSULO	SR	19.87m 65-2%	2/24/11	0.4	0.00	0.40
Team Total								1.87

95



NC State

Atlantic Coast Conference

▼ 1

Event	Scrd As	Athlete	Yr	Scored Mark	Date	Pl. Pts.	Bonus	TOTAL
Scored bests come from CURRENT season								
LJ	29	Karimah SHEPHERD	JR	6.12m 20-1	1/27/12	0.075	0.00	0.08
Scored bests come from PRE-SEASON DATA								
TJ	15	Jazuline DANIELS	JR	12.75m 41-10	2/24/11	1.5	0.19	1.69
Team Total								1.76

"Scrd As", short for "Scored As", Standing used for place points portion of performance's score combining preseason data (when applied) to current season data

Numbers in BLACK are both the performance's actual NCAA rank AND "scored as" rank Numbers in RED indicate actual NCAA rank does not exist or is worse than "scored as" rank Numbers in BLUE indicate actual NCAA rank is better than "scored as" rank

USTFCCCA Non-Member

Non-Member Schools Will NOT be ranked, beginning Week 2



2012 Indoor Track & Field, Week #2

Only those who score >0.01 pts are shown
D denotes multiple-event rule in affect

WOMEN

96



West Virginia

BIG EAST Conference

▼ 22

Event	Scrd As	Athlete	Yr	Scored Mark	Date	Pl. Pts.	Bonus	TOTAL
Scored bests come from PRE-SEASON DATA								
► Mile	30	Kaylyn CHRISTOPHER	SR	4:41.61	2/4/11	0.05	0.01	0.06
► Mile	33	Jessica O'CONNELL	SR	4:42.00	2/4/11	0.02	0.00	0.02
► 3000m	17	Jessica O'CONNELL	SR	9:14.12	3/4/11	1	0.38	1.38
► 5000m	27	Sarah-Anne BRAULT	SR	16:17.95	2/18/11	0.125	0.09	0.21
► 5000m	33	Katie GILLESPIE	SO	16:25.12	2/18/11	0.02	0.00	0.02
Team Total								1.70

97



Akron

Mid-American Conference

▼ 5

Event	Scrd As	Athlete	Yr	Scored Mark		Date	Pl. Pts.	Bonus	TOTAL
Scored bests come from CURRENT season									
► PV	26	Ariane BEAUMONT-COURTEAU	SO	4.10m	13-5½	1/20/12	0.15	0.00	0.15
► WT	20	Valerie WERT	SR	20.00m	65-7½	1/13/12	0.7	0.03	0.73
Scored bests come from PRE-SEASON DATA									
► PV	21	Katherine LEE	SR	4.14m	13-7	3/5/11	0.6	0.10	0.70
Team Total									1.58

98



Iowa

Big Ten Conference

▼ 7

Event	Scrd As	Athlete	Yr	Scored Mark	Date	Pl. Pts.	Bonus	TOTAL
Scored bests come from PRE-SEASON DATA								
► 400m	32	Ashley LIVERPOOL	SO	54.09	2/26/11	0.03	0.01	0.04
► Mile	20	McKenzie MELANDER	SR	4:39.78	3/4/11	0.7	0.22	0.92
► 5000m	30	Betsy FLOOD	SR	16:20.67	2/26/11	0.05	0.00	0.05
► 4x400	20			3:36.97	3/5/11	0.2	0.03	0.23
Team Total								1.24

99



Arkansas State

Sun Belt Conference

▼ 2

Event	Scrd As	Athlete	Yr	Scored Mark	Date	Pl. Pts.	Bonus	TOTAL	
Scored bests come from PRE-SEASON DATA									
► H60m	30	Sharika NELVIS	SO	8.36	2/27/11	0.05	0.13	0.18	
► PV	18	Stephanie FOREMAN	SR	4.15m	13-7%	2/27/11	0.9	0.15	1.05
Team Total								1.22	

100



Jacksonville

Atlantic Sun Conference

▼ 4

Event	Scrd As	Athlete	Yr	Scored Mark	Date	Pl. Pts.	Bonus	TOTAL
Scored bests come from PRE-SEASON DATA								
► PENT	18	Charlene CHARLES	JR	3,906	1/29/11	0.9	0.11	1.01
Team Total								1.01

101



Tulane

Conference USA

▲ 2

Event	Scrd As	Athlete	Yr	Scored Mark	Date	Pl. Pts.	Bonus	TOTAL	
Scored bests come from PRE-SEASON DATA									
► 60m	21	Kasey RODGERS	SR	7.35	3/4/11	0.6	0.23	0.83	
► PV	31	Merritt VAN METER	SO	4.05m	13-3½	2/24/11	0.04	0.00	0.04
Team Total								0.87	

102



UMES

Mid-Eastern Athletic Conference

▼ 7

Event	Scrd As	Athlete	Yr	Scored Mark		Date	Pl. Pts.	Bonus	TOTAL
Scored bests come from CURRENT season									
► SP	21	Vanessa HENRY	SR	16.50m	54-1%	1/20/12	0.6	0.02	0.62
► WT	27	Vanessa HENRY	SR	19.73m	64-8%	1/20/12	0.125	0.00	0.13
Scored bests come from PRE-SEASON DATA									
► 800m	34	Cynthia ANAIS	SR	2:07.61		2/12/11	0.015	0.00	0.01
Team Total									0.76

"Scrd As", short for "Scored As", Standing used for place points portion of performance's score combining preseason data (when applied) to current season data

Numbers in BLACK are both the performance's actual NCAA rank AND "scored as" rank Numbers in RED indicate actual NCAA rank does not exist or is worse than "scored as" rank Numbers in BLUE indicate actual NCAA rank is better than "scored as" rank

USTFCCCA Non-Member

Non-Member Schools Will NOT be ranked, beginning Week 2



2012 Indoor Track & Field, Week #2

Only those who score >0.01 pts are shown
D denotes multiple-event rule in affect

WOMEN

103



Montana

Big Sky Conference

▼ 1

Event	Scrd As	Athlete	Yr	Scored Mark	Date	Pl. Pts.	Bonus	TOTAL
Scored bests come from PRE-SEASON DATA								
PENT	20	Lindsey HALL	JR	3,884	1/10/11	0.7	0.03	0.73
Team Total								0.73

104



Butler

Horizon League

▼ 11

Event	Scrd As	Athlete	Yr	Scored Mark	Date	Pl. Pts.	Bonus	TOTAL
Scored bests come from CURRENT season								
3000m	35	Kirsty LEGG	JR	9:19.60	12/2/11	0.01	0.01	0.02
Scored bests come from PRE-SEASON DATA								
Mile	22	Kirsty LEGG	JR	4:40.25	3/4/11	0.5	0.16	0.66
Team Total								0.68

105



Notre Dame

BIG EAST Conference

▼ 5

Event	Scrd As	Athlete	Yr	Scored Mark	Date	Pl. Pts.	Bonus	TOTAL
Scored bests come from CURRENT season								
PENT	21	Maddie BUTTINGER	SR	3,874	1/13/12	0.6	0.00	0.60
Team Total								0.60

106



Pittsburgh

BIG EAST Conference

▲ 26

Event	Scrd As	Athlete	Yr	Scored Mark	Date	Pl. Pts.	Bonus	TOTAL
Scored bests come from CURRENT season								
400m	24	Taylor ELLIS-WATSON	FR	53.87	1/27/12	0.3	0.13	0.43
Team Total								0.43

107



Norfolk State

Mid-Eastern Athletic Conference

unch

Event	Scrd As	Athlete	Yr	Scored Mark	Date	Pl. Pts.	Bonus	TOTAL
Scored bests come from CURRENT season								
60m	27	Shanneka CLAIBORNE	SR	7.38	12/4/11	0.125	0.10	0.23
Scored bests come from PRE-SEASON DATA								
U	25	Champagne BELL	SO	6.14m	1/28/11	0.2	0.00	0.20
Team Total								0.43

108



Mississippi State

Southeastern Conference

▲ 24

Event	Scrd As	Athlete	Yr	Scored Mark	Date	Pl. Pts.	Bonus	TOTAL
Scored bests come from CURRENT season								
PENT	23	Erica BOUGARD	FR	3,840	1/25/12	0.4	0.00	0.40
Team Total								0.40

109



Southern California

Pacific-12 Conference

▼ 1

Event	Scrd As	Athlete	Yr	Scored Mark	Date	Pl. Pts.	Bonus	TOTAL
Scored bests come from PRE-SEASON DATA								
H60m	25	Lauren BLACKBURN	SO	8.35	2/12/11	0.2	0.16	0.36
Team Total								0.36

110



Eastern Michigan

Mid-American Conference

▼ 6

Event	Scrd As	Athlete	Yr	Scored Mark	Date	Pl. Pts.	Bonus	TOTAL
Scored bests come from PRE-SEASON DATA								
800m	26	Beverly ELCOCK	SR	2:06.86	2/11/11	0.15	0.16	0.31
Team Total								0.31

111



South Alabama

Sun Belt Conference

▼ 6

Event	Scrd As	Athlete	Yr	Scored Mark	Date	Pl. Pts.	Bonus	TOTAL
Scored bests come from CURRENT season								
PENT	24	Lindsay SCHWARTZ	SR	3,835	12/7/11	0.3	0.00	0.30
Team Total								0.30

"Scrd As", short for "Scored As", Standing used for place points portion of performance's score combining preseason data (when applied) to current season data

Numbers in BLACK are both the performance's actual NCAA rank AND "scored as" rank Numbers in RED indicate actual NCAA rank does not exist or is worse than "scored as" rank Numbers in BLUE indicate actual NCAA rank is better than "scored as" rank

USTFCCCA Non-Member


Non-Member Schools Will NOT be ranked, beginning Week 2




2012 Indoor Track & Field, Week #2

Only those who score >0.01 pts are shown
D denotes multiple-event rule in affect


WOMEN

112  **New Hampshire** ▲20
America East Conference


Event	Scrd As	Athlete	Yr	Scored Mark	Date	Pl. Pts.	Bonus	TOTAL
Scored bests come from CURRENT season								
5000m	26	Sydney FITZPATRICK	SR	16:17.62	1/27/12	0.15	0.10	0.25
Team Total						0.25		

113  **Virginia Tech** ▼3
Atlantic Coast Conference


Event	Scrd As	Athlete	Yr	Scored Mark	Date	Pl. Pts.	Bonus	TOTAL
Scored bests come from CURRENT season								
60m	30	Ogechi NWANERI	SR	7.40	1/20/12	0.05	0.02	0.07
Scored bests come from PRE-SEASON DATA								
H60m	34	Kristen BROWN	SO	8.39	3/5/11	0.015	0.04	0.06
DMR	21			11:17.72	2/24/11	0.1	0.00	0.10
Team Total						0.22		

114  **San Francisco** ▼15
West Coast Conference


Event	Scrd As	Athlete	Yr	Scored Mark	Date	Pl. Pts.	Bonus	TOTAL
Scored bests come from PRE-SEASON DATA								
3000m	28	Eva KRCHOVA	JR	9:17.58	3/5/11	0.1	0.11	0.21
Team Total						0.21		

115  **Iona** ▼9
Metro Atlantic Athletic Conference


Event	Scrd As	Athlete	Yr	Scored Mark	Date	Pl. Pts.	Bonus	TOTAL
Scored bests come from PRE-SEASON DATA								
Mile	27	Heidi GREGSON	SR	4:41.29	3/4/11	0.125	0.05	0.17
Team Total						0.17		

116  **Jackson State** ▼2
Southwestern Athletic Conference


Event	Scrd As	Athlete	Yr	Scored Mark	Date	Pl. Pts.	Bonus	TOTAL
Scored bests come from PRE-SEASON DATA								
400m	30	Raina SANDERS	SR	53.94	2/26/11	0.05	0.09	0.14
Team Total						0.14		

117  **George Mason** ▼2
Colonial Athletic Association


Event	Scrd As	Athlete	Yr	Scored Mark	Date	Pl. Pts.	Bonus	TOTAL	
Scored bests come from PRE-SEASON DATA									
TJ	29	Namatirai Grace MAVUGARA	SR	12.65m	41-6	3/5/11	0.075	0.04	0.12
Team Total						0.12			

118  **Vanderbilt** ▼5
Southeastern Conference


Event	Scrd As	Athlete	Yr	Scored Mark	Date	Pl. Pts.	Bonus	TOTAL	
Scored bests come from CURRENT season									
HJ	28	Brionne WILLIAMS	SO	1.79m	5-10 1/2	1/13/12	0.1	0.00	0.10
Team Total						0.10			

119  **Boise State** ▼10
Mountain West Conference

Event	Scrd As	Athlete	Yr	Scored Mark	Date	Pl. Pts.	Bonus	TOTAL	
Scored bests come from CURRENT season									
WT	29	Mele VAISIMA	SR	19.68m	64-7	1/27/12	0.075	0.00	0.08
Scored bests come from PRE-SEASON DATA									
PENT	33	Alexi MORTON	SO	3,769		2/24/11	0.02	0.00	0.02
Team Total						0.10			

120  **Bowling Green** ▼2
Mid-American Conference

Event	Scrd As	Athlete	Yr	Scored Mark	Date	Pl. Pts.	Bonus	TOTAL	
Scored bests come from PRE-SEASON DATA									
60m	30	Jeanette PETTIGREW	JR	7.40		2/25/11	0.05	0.02	0.07
Team Total						0.07			

121  **Southern Utah** ▼10
The Summit League

Event	Scrd As	Athlete	Yr	Scored Mark	Date	Pl. Pts.	Bonus	TOTAL	
Scored bests come from PRE-SEASON DATA									
PENT	30	Shaye MAURER	JR	3,791		2/27/11	0.05	0.00	0.05
Team Total						0.05			

"Scrd As", short for "Scored As", Standing used for place points portion of performance's score combining preseason data (when applied) to current season data

Numbers in BLACK are both the performance's actual NCAA rank AND "scored as" rank Numbers in RED indicate actual NCAA rank does not exist or is worse than "scored as" rank Numbers in BLUE indicate actual NCAA rank is better than "scored as" rank

USTFCCCA Non-Member

Non-Member Schools Will NOT be ranked, beginning Week 2



2012 Indoor Track & Field, Week #2

Only those who score >0.01 pts are shown
 D denotes multiple-event rule in affect

WOMEN

122

**Coppin State**

▼ 2

Mid-Eastern Athletic Conference

Event	Scrd As	Athlete	Yr	Scored Mark	Date	Pl. Pts.	Bonus	TOTAL
-------	---------	---------	----	-------------	------	----------	-------	-------

Scored bests come from CURRENT season

► TJ	32	Christina EPPS	JR	12.62m	41-5	12/10/11	0.03	0.00	0.03
------	----	----------------	----	--------	------	----------	------	------	------

Team Total 0.03

122

**Wyoming**

▼ 5

Mountain West Conference

Event	Scrd As	Athlete	Yr	Scored Mark	Date	Pl. Pts.	Bonus	TOTAL
-------	---------	---------	----	-------------	------	----------	-------	-------

Scored bests come from CURRENT season

► WT	32	Ashley HUTCHINSON	SR	19.45m	63-9%	12/2/11	0.03	0.00	0.03
------	----	-------------------	----	--------	-------	---------	------	------	------

Team Total 0.03

"Scrd As", short for "Scored As", Standing used for place points portion of performance's score combining preseason data (when applied) to current season data

Numbers in BLACK are both the performance's actual NCAA rank AND "scored as" rank Numbers in RED indicate actual NCAA rank does not exist or is worse than "scored as" rank Numbers in BLUE indicate actual NCAA rank is better than "scored as" rank

USTFCCCA Non-Member

Non-Member Schools Will NOT be ranked, beginning Week 2