



# 2012 Indoor Track & Field, Week #3

Only those regionally ranked in top eight are shown

## MEN - Great Lakes

1

**Ohio State**  
Big Ten Conference

unch

15

Event	Rank	Athlete	Yr	Mark	Date	Pl. Pts.	Bonus	TOTAL	
▶ 60m	3	Demoye BOGLE	SO-2	6.76	1/6	16	1.93	17.93	
▶ 60m	4	Brandon BLACKWELL	SO-2	6.78	1/14	14	1.67	15.67	
▶ 200m	5	Brandon BLACKWELL	SO-2	21.63cf	22.03	1/14	12	1.31	13.31
▶ 400m	3	Thomas MURDAUGH	JR-3	47.14	1/27	16	2.33	18.33	
▶ 800m	2	Dan WHITE	SR-4	1:49.80	1/27	18	2.07	20.07	
▶ 800m	3	Cory LESLIE	JR-3	1:49.86cf	1:50.76	1/14	16	2.01	18.01
▶ Mile	1	Cory LESLIE	JR-3	3:56.85	1/27	20	2.83	22.83	
▶ H60m	3	Demoye BOGLE	SO-2	7.83	1/27	16	2.71	18.71	
▶ H60m	7	Barron WITHERSPOON	SR-4	8.01	1/27	9	1.10	10.10	
▶ 4x400	1	Blanks, Smith, Brooks, Murdaugh		3:09.40	1/27	20	3.81	23.81	
▶ DMR	1	Knuckles, Norris, Grove, Sabo		9:51.91	1/27	20	4.97	24.97	
▶ PV	1	Heath NICKLES	JR-3	5.30m	17-4½	12/9	20	3.39	23.39
▶ LJ	1	Michael MCCARTY	SR-4	7.48m	24-6½	2/3	20	3.21	23.21
▶ LJ	8	Korbin SMITH	SO-2	7.27m	23-10½	2/3	8	1.06	9.06
▶ SP	4	Matt DECHANT	SR-4	18.05m	59-2½	1/14	14	1.98	15.98
▶ SP	5	Tyler BRANCH	SR-4	17.77m	58-3½	1/6	12	1.56	13.56
▶ WT	2	Max MAYS	SR-4	20.79m	68-2½	1/14	18	2.37	20.37
▶ HEPT	4	Heath NICKLES	JR-3	5,624	2/3	14	2.26	16.26	
▶ HEPT	5	Michael MCCARTY	SR-4	5,524	2/3	12	2.00	14.00	
▶ HEPT	6	Cory KUNZE	SO-2	5,317	2/3	10	1.48	11.48	
<b>Team Total</b>								<b>419.72</b>	

2

**Indiana**  
Big Ten Conference

unch

12

Event	Rank	Athlete	Yr	Mark	Date	Pl. Pts.	Bonus	TOTAL	
▶ 60m	2	Kind BUTLER	SR-4	6.73c	6.27(55)	12/9	18	2.32	20.32
▶ 200m	1	Kind BUTLER	SR-4	21.35	1/14	20	2.59	22.59	
▶ 400m	7	Chris VAUGHN	SR-4	48.09 OT	2/3	9	0.88	9.88	
▶ 800m	1	De'Sean TURNER	SR-4	1:49.73 OT	2/3	20	2.14	22.14	
▶ Mile	2	Andrew BAYER	JR-3	3:58.23	1/27	18	2.35	20.35	
▶ Mile	4	De'Sean TURNER	SR-4	4:00.13	1/27	14	1.69	15.69	
▶ Mile	6	Ben HUBERS	SR-4	4:00.78	1/27	10	1.47	11.47	
▶ 3000	1	Andrew BAYER	JR-3	7:50.23 OT	2/3	20	4.18	24.18	
▶ 3000	2	Ben HUBERS	SR-4	8:00.44 OT	2/3	18	2.27	20.27	
▶ 3000	5	Andrew POORE	SR-4	8:07.18	1/20	12	1.08	13.08	
▶ 5000	1	Ben HUBERS	SR-4	13:46.07	12/9	20	3.25	23.25	
▶ 5000	2	Andrew POORE	SR-4	13:47.05	12/9	18	3.17	21.17	
▶ 5000	4	Andrew BAYER	JR-3	14:02.29	12/9	14	1.89	15.89	
▶ 5000	7	Zachary MAYHEW	JR-3	14:12.48	12/9	9	1.32	10.32	
▶ 5000	8	Evan ESSELINK	FR-1	14:21.23	1/27	8	0.85	8.85	
▶ 4x400	7	Sult, Butler, Vaughn, Hinds		3:14.65	1/20	8	1.39	9.39	
▶ DMR	2	Dannemiller, Moore, O'Herren, Stockberger		9:53.74 OT	2/3	18	4.66	22.66	
▶ HJ	7	Darius KING	SO-2	2.13m	6-11½	2/3	9	1.21	10.21
▶ TJ	1	Olumide OLAMIGOKE	SR-4	15.72m	51-7	2/3	20	3.45	23.45
▶ TJ	6	Rex PARKER	SR-4	14.84m	48-8½	12/9	10	1.12	11.12
<b>Team Total</b>								<b>383.40</b>	



## 2012 Indoor Track &amp; Field, Week #3

Only those regionally ranked in top eight are shown

## MEN - Great Lakes

3



Wisconsin

Big Ten Conference

unch

17

Event	Rank	Athlete	Yr	Mark	Date	Pl. Pts.	Bonus	TOTAL
▶ 200m	6	Brady HAMMON	SR-4	21.65	2/3	10	1.22	11.22
▶ 400m	5	Brady HAMMON	SR-4	48.02 OT	1/28	12	0.96	12.96
▶ 800m	5	Zach MELLON	JR-3	1:50.46 OT	1/28	12	1.43	13.43
▶ Mile	8	Alexander HATZ	SO-2	4:01.78cf 4:03.58	1/20	8	1.14	9.14
▶ 3000	7	Jake ERSCHEN	FR-1	8:08.69	2/3	9	0.90	9.90
▶ 5000	5	Elliot KRAUSE	SO-2	14:06.67	2/3	12	1.65	13.65
▶ H60m	5	Japheth CATO	SO-2	8.00	1/20	12	1.17	13.17
▶ 4x400	3	Hammon, Woloszyk, Payne, Thompson		3:12.81	2/3	16	2.22	18.22
▶ HJ	4	Collin TAYLOR	SO-2	2.14m 7-¼	1/14	14	1.42	15.42
▶ PV	7	Japheth CATO	SO-2	5.15m 16-10½	1/20	9	1.21	10.21
▶ LJ	2	Justin BOWERS		7.40m 24-3½	1/28	18	2.36	20.36
▶ LJ	4	Japheth CATO	SO-2	7.36m 24-1¾	1/20	14	1.93	15.93
▶ SP	3	Danny BLOCK	SO-2	18.44m 60-6	1/14	16	2.68	18.68
▶ HEPT	1	Japheth CATO	SO-2	5,939	2/3	20	3.40	23.40
▶ HEPT	2	Dave GRZESIAK	JR-3	5,677	2/3	18	2.46	20.46

Team Total 311.02

4



Notre Dame

BIG EAST Conference

▲ 1

64

Event	Rank	Athlete	Yr	Mark	Date	Pl. Pts.	Bonus	TOTAL
▶ 60m	8	Josh ATKINSON	FR-1	6.86	2/3	8	0.79	8.79
▶ 60m	8	George ATKINSON III	FR-1	6.86	2/3	8	0.79	8.79
▶ 200m	7	Patrick FEENEY	SO-2	21.68 OT	1/21	9	1.08	10.08
▶ 400m	1	Patrick FEENEY	SO-2	46.73 OT	2/3	20	3.11	23.11
▶ 400m	2	Christopher GIESTING	FR-1	46.80 OT	2/3	18	2.97	20.97
▶ 800m	4	Randall BABB	SR-4	1:50.17 OT	2/3	14	1.71	15.71
▶ 800m	8	Jeremy RAE	JR-3	1:50.65	1/27	8	1.24	9.24
▶ Mile	3	Jeremy RAE	JR-3	3:59.31 OT	2/3	16	1.97	17.97
▶ Mile	7	J.P. MALETTE	JR-3	4:00.93 OT	2/3	9	1.42	10.42
▶ 4x400	2	Dougherty, Feeney, Buchanon, Giesting		3:10.41 OT	2/3	18	3.33	21.33
▶ PV	1	Kevin SCHIPPER	SR-4	5.30m 17-4½	1/27	20	3.39	23.39
▶ TJ	7	Logan RENWICK	SO-2	14.83m 48-8	2/3	9	1.10	10.10

Team Total 232.41

5



Michigan State

Big Ten Conference

▼ 1

34

Event	Rank	Athlete	Yr	Mark	Date	Pl. Pts.	Bonus	TOTAL
▶ 60m	6	DeVantre WHITELOW	FR-1	6.80	1/27	10	1.41	11.41
▶ 200m	8	DeVantre WHITELOW	FR-1	21.69 OT	1/21	8	1.04	9.04
▶ HJ	4	Kurt SCHNEIDER	JR-3	2.14m 7-¼	1/13	14	1.42	15.42
▶ HJ	7	Kevin JACKSON	SR-4	2.13m 6-11½	2/3	9	1.21	10.21
▶ PV	5	Codi MATTIX	JR-3	5.16m 16-11	2/3	12	1.32	13.32
▶ LJ	5	Kurt SCHNEIDER	JR-3	7.34m 24-1	1/21	12	1.72	13.72
▶ TJ	4	Jarred GAMBRELL	FR-1	15.12m 49-7½	2/3	14	1.75	15.75
▶ SP	1	Zack HILL	SO-2	18.77m 61-7	1/21	20	3.39	23.39
▶ SP	6	Antonio JAMES	FR-1	17.73m 58-2	1/27	10	1.50	11.50
▶ WT	1	Jay GILLESPIE	SR-4	21.32m 69-11½	2/3	20	3.30	23.30
▶ WT	4	Antonio JAMES	FR-1	20.59m 67-6¾	1/27	14	2.02	16.02
▶ WT	7	Lonnie PUGH	JR-3	20.36m 66-9¾	1/27	9	1.64	10.64

Team Total 218.00

6



Michigan

Big Ten Conference

unch

104

Event	Rank	Athlete	Yr	Mark	Date	Pl. Pts.	Bonus	TOTAL
▶ 200m	3	Matthew CAMPBELL	SR-4	21.57cf 21.97	1/14	16	1.58	17.58
▶ 400m	8	Aaron TAYLOR	JR-3	48.12cf 48.72	1/14	8	0.84	8.84
▶ 5000	6	Craig FORYS	SR-4	14:11.00	1/28	10	1.41	11.41
▶ H60m	5	Herman WASHINGTON	SO-2	8.00	2/3	12	1.17	13.17
▶ 4x400	6	Campbell, Taylor, Washington, Arastu		3:14.34	1/28	10	1.53	11.53
▶ DMR	3	Karr, Snyder, Martin, Yau		9:54.66 OT	2/3	16	4.51	20.51
▶ HJ	2	Bradley JAMES	SO-2	2.17m 7-1½	1/14	18	2.29	20.29
▶ PV	5	Jack GREENLEE	JR-3	5.16m 16-11	2/3	12	1.32	13.32
▶ TJ	8	Patrick COCHRAN	SO-2	14.79m 48-6¾	1/14	8	1.03	9.03
▶ WT	6	Ethan DENNIS	SO-2	20.38m 66-10½	1/14	10	1.66	11.66

Team Total 186.05



## 2012 Indoor Track &amp; Field, Week #3

Only those regionally ranked in top eight are shown

## MEN - Great Lakes

7



Indiana State

Missouri Valley Conference

unch

38

Event	Rank	Athlete	Yr	Mark	Date	Pl. Pts.	Bonus	TOTAL
H60m	1	Greggmar SWIFT	SO-2	7.77	1/21	20	3.38	23.38
4x400	5	Tuttle, Piraino, Dickson, Jackson		3:14.10 OT	2/3	12	1.64	13.64
DMR	5	Vaughan, Jackson, Hahn, Betz		10:20.59cf 10:23.59	12/9	12	1.35	13.35
HJ	1	Major CLAY	SR-4	2.24m 7-4½	1/21	20	4.33	24.33
LJ	3	Maurice LYKE	SO-2	7.37m 24-2¼	2/3	16	2.04	18.04
TJ	2	Ernest ROLLINS	SR-4	15.59m 51-1¾	2/3	18	3.08	21.08
WT	3	Brandon POUNDS	JR-3	20.61m 67-7½	1/14	16	2.05	18.05

Team Total 155.26

8



Kent State

Mid-American Conference

unch

133

Event	Rank	Athlete	Yr	Mark	Date	Pl. Pts.	Bonus	TOTAL
60m	1	Princeton BRYSON	SR-4	6.71	1/20	20	2.58	22.58
200m	2	Princeton BRYSON	SR-4	21.55 OT	2/3	18	1.67	19.67
400m	4	Brandon BAILEY	JR-3	47.79 OT	12/9	14	1.24	15.24
800m	6	Joshua SCHMIDT	JR-3	1:50.49 OT	2/3	10	1.40	11.40
4x400	4	Bryson, Bailey, Brown, Thomas		3:13.79 OT	12/9	14	1.78	15.78
HJ	4	Dean WOOD	SR-4	2.14m 7-¾	1/20	14	1.42	15.42
TJ	5	Rob FALCHI	SR-4	14.96m 49-1	1/14	12	1.35	13.35

Team Total 154.41

9



Purdue

Big Ten Conference

unch

60

Event	Rank	Athlete	Yr	Mark	Date	Pl. Pts.	Bonus	TOTAL
60m	4	Raheem MOSTERT	FR-1	6.78	2/3	14	1.67	15.67
H60m	8	Brandon WINTERS	SO-2	8.02	1/27	8	1.03	9.03
4x400	8	McNair, Lee, Arvia, Kendrick		3:14.85 OT	2/3	6	1.32	7.32
DMR	4	Wynn, Keyser, Pirtle, Porter		10:16.19	1/27	14	1.81	15.81
HJ	3	Geoff DAVIS	JR-3	2.16m 7-1	2/3	16	2.00	18.00
PV	7	Mitch ERICKSON	SO-2	5.15m 16-10¾	1/7	9	1.21	10.21
LJ	7	Seth VIRGIL	JR-3	7.28m 23-10¾	1/21	9	1.13	10.13
SP	7	Jakob ENGEL	JR-3	17.69m 58-½	1/14	9	1.44	10.44

Team Total 137.93

10



Central Michigan

Mid-American Conference

▲ 1

84

Event	Rank	Athlete	Yr	Mark	Date	Pl. Pts.	Bonus	TOTAL
3000	4	Tecumseh ADAMS	SO-2	8:02.39 OT	2/3	14	1.91	15.91
5000	3	Tecumseh ADAMS	SO-2	13:53.08	1/27	16	2.65	18.65
PV	3	Josh KETTLEWELL	SR-4	5.21m 17-1	1/21	16	2.06	18.06
WT	4	Kevin MAYS	SR-4	20.59m 67-6¾	2/3	14	2.02	16.02
HEPT	3	Josh KETTLEWELL	SR-4	5,673	1/27	16	2.44	18.44
HEPT	7	Tim REYNOLDS	SO-2	5,187	1/27	9	1.15	10.15

Team Total 128.61

11



Akron

Mid-American Conference

▼ 1

106

Event	Rank	Athlete	Yr	Mark	Date	Pl. Pts.	Bonus	TOTAL
60m	7	Dominique WATSON	JR-3	6.84	1/20	9	0.95	9.95
LJ	6	Daryl BAPTISTE	JR-3	7.33m 24-¾	1/20	10	1.61	11.61
SP	8	Nicholas BANKE	SO-2	17.37m 57-0	1/20	8	0.97	8.97
WT	8	Eric HUBBARD	SR-4	20.06m 65-9¾	1/28	8	1.28	9.28
HEPT	8	Alex MCCUNE	FR-1	5,120	2/3	8	0.98	8.98

Team Total 99.75

12



Eastern Michigan

Mid-American Conference

unch

69

Event	Rank	Athlete	Yr	Mark	Date	Pl. Pts.	Bonus	TOTAL
200m	4	Cameron BOLTON	FR-1	21.58 OT	2/3	14	1.53	15.53
3000	3	Terefe EJIGU	SO-2	8:01.80 OT	2/3	16	2.02	18.02
TJ	3	Donald SCOTT	FR-1	15.17m 49-9¾	1/13	16	1.89	17.89

Team Total 67.11

13



Butler

Horizon League

▲ 1

124

Event	Rank	Athlete	Yr	Mark	Date	Pl. Pts.	Bonus	TOTAL
Mile	5	Tom CURR	FR-1	4:00.73 OT	2/3	12	1.49	13.49
3000	6	Callum HAWKINS	FR-1	8:07.98 OT	2/3	10	0.98	10.98


Team Total 43.01




# 2012 Indoor Track & Field, Week #3

Only those regionally ranked in top eight are shown


## MEN - Great Lakes

**14**  **Marquette** ▼ **1**  
 BIG EAST Conference **141**


Event	Rank	Athlete	Yr	Mark	Date	Pl. Pts.	Bonus	TOTAL
▶ 800m	7	Kyle WINTER	JR-3	1:50.62 OT	2/3	9	1.27	10.27
▶ 3000	8	Jack HACKETT	SR-4	8:09.27 OT	1/28	8	0.83	8.83
<b>Team Total</b>								<b>41.62</b>

**19**  **Xavier** ▼ **1**  
 Atlantic 10 Conference **141**

Event	Rank	Athlete	Yr	Mark	Date	Pl. Pts.	Bonus	TOTAL
<b>Team Total</b>								<b>1.30</b>

**15**  **Cincinnati** unch  
 BIG EAST Conference **98**


Event	Rank	Athlete	Yr	Mark	Date	Pl. Pts.	Bonus	TOTAL
▶ 400m	6	Maurice NORMAN		48.07 OT	1/27	10	0.90	10.90
▶ H60m	2	Terence SOMERVILLE	SR-4	7.78	2/3	18	3.27	21.27
<b>Team Total</b>								<b>32.17</b>

**16**  **Valparaiso** unch  
 Horizon League **98**

Event	Rank	Athlete	Yr	Mark	Date	Pl. Pts.	Bonus	TOTAL
▶ 60m	8	Julian SMITH	SO-2	6.86	2/3	8	0.79	8.79
<b>Team Total</b>								<b>17.21</b>

**17**  **Oakland** ▲ **2**  
 The Summit League **98**

Event	Rank	Athlete	Yr	Mark	Date	Pl. Pts.	Bonus	TOTAL
▶ DMR	7	Katona, Williams, Britt, Magnotte		10:25.16 OT	2/3	8	0.87	8.87
<b>Team Total</b>								<b>9.49</b>

**18**  **Detroit** ▼ **1**  
 Horizon League **98**

Event	Rank	Athlete	Yr	Mark	Date	Pl. Pts.	Bonus	TOTAL
▶ DMR	8	Mahler, Raffin, Smalley, Radlich		10:27.37 OT	2/3	6	0.64	6.64
<b>Team Total</b>								<b>8.34</b>



## 2012 Indoor Track &amp; Field, Week #3

Only those regionally ranked in top eight are shown

## MEN - Mid-Atlantic

1

Penn State  
Big Ten Conference

unch

32

Event	Rank	Athlete	Yr	Mark	Date	Pl. Pts.	Bonus	TOTAL	
▶ 200m	5	Brandon BENNETT-GREEN	SO-2	21.54	2/4	12	1.24	13.24	
▶ 200m	7	Aaron NADOLSKY	SO-2	21.59	1/14	9	1.09	10.09	
▶ 200m	8	Matt GILMORE	FR-1	21.66	1/27	8	0.90	8.90	
▶ 400m	1	Aaron NADOLSKY	SO-2	47.08	2/4	20	2.54	22.54	
▶ 400m	2	Brandon BENNETT-GREEN	SO-2	47.16	2/4	18	2.38	20.38	
▶ 400m	7	Matt GILMORE	FR-1	47.90	2/4	9	1.01	10.01	
▶ 800m	1	Casimir LOXSOM	JR-3	1:48.24	1/27	20	3.10	23.10	
▶ 800m	2	Robby CREESE	FR-1	1:48.64	1/27	18	2.77	20.77	
▶ 800m	5	Connor MANLEY	FR-1	1:50.54	1/27	12	1.28	13.28	
▶ Mile	3	Robby CREESE	FR-1	4:00.68	2/4	16	2.10	18.10	
▶ 3000	4	Kyle DAWSON	SR-4	8:06.36	1/27	14	2.13	16.13	
▶ 4x400	2	Nadolsky, Gehret, Loxsom, Gilmore		3:07.72	1/14	18	3.95	21.95	
▶ DMR	1	Endress, Nadolsky, Manley, Creese		9:35.24	1/27	20	5.02	25.02	
▶ HJ	2	Sean REILLY	JR-3	2.18m	7-1¼	2/4	18	3.17	21.17
▶ HJ	4	Jon HENDERSHOT	SO-2	2.14m	7-¾	1/14	14	2.07	16.07
▶ PV	6	Jason PELLETIER	SR-4	4.75m	15-7	2/4	10	1.06	11.06
▶ LJ	6	Doug MOPPERT	SR-4	7.22m	23-8¾	2/4	10	1.17	11.17
▶ TJ	1	Hanif JOHNSON	JR-3	15.77m	51-9	1/27	20	3.95	23.95
▶ SP	2	Logan CALDWELL	JR-3	17.69m	58-½	1/27	18	3.46	21.46
▶ SP	3	Nabil MUBARAK	JR-3	17.20m	56-5¼	2/4	16	2.20	18.20
▶ WT	1	Will BARR	SO-2	19.44m	63-9½	1/27	20	3.55	23.55
▶ WT	8	Nabil MUBARAK	JR-3	17.65m	57-11	2/4	8	0.81	8.81
▶ HEPT	1	Anya UZOH	SR-4	5,367	1/27	20	3.05	23.05	
<b>Team Total</b>								<b>460.51</b>	

2

Princeton  
Ivy League

unch

48

Event	Rank	Athlete	Yr	Mark	Date	Pl. Pts.	Bonus	TOTAL	
▶ 400m	8	Tom HOPKINS	SO-2	47.92	2/4	8	0.98	8.98	
▶ 800m	4	Russell DINKINS	JR-3	1:49.92	2/4	14	1.74	15.74	
▶ Mile	2	Peter CALLAHAN	JR-3	3:58.86	2/4	18	2.65	20.65	
▶ Mile	5	Joe STILIN	SR-4	4:02.10	2/4	12	1.68	13.68	
▶ Mile	7	Donn CABRAL	SR-4	4:04.39	2/4	9	1.14	10.14	
▶ 3000	1	Joe STILIN	SR-4	7:56.28	1/28	20	3.99	23.99	
▶ 3000	2	Donn CABRAL	SR-4	8:04.00	1/28	18	2.56	20.56	
▶ 3000	5	Chris BENDTSEN	SO-2	8:12.28	1/14	12	1.14	13.14	
▶ DMR	5	Arroyo Yamin, Sawadogo, Martin, Udland		10:01.16	2/4	12	1.37	13.37	
▶ PV	1	David SLOVENSKI	SR-4	5.37m	17-7¼	12/10	20	5.54	25.54
▶ PV	6	Derek HYNES	SR-4	4.75m	15-7	2/4	10	1.06	11.06
▶ PV	8	Adam BRAGG	FR-1	4.70m	15-5	1/28	8	0.79	8.79
▶ LJ	4	Tom HOPKINS	SO-2	7.31m	23-11¼	12/10	14	1.86	15.86
▶ LJ	7	Shane MOLIDOR	SO-2	7.20m	23-7¼	12/10	9	1.05	10.05
▶ TJ	6	Damon MCLEAN	SO-2	15.00m	49-2¼	2/4	10	1.28	11.28
▶ SP	4	Patrick PARK	SR-4	17.02m	55-10¼	12/10	14	1.75	15.75
<b>Team Total</b>								<b>298.74</b>	

3

Villanova  
BIG EAST Conference

▲ 2

59


Event	Rank	Athlete	Yr	Mark	Date	Pl. Pts.	Bonus	TOTAL	
▶ 800m	3	Samuel ELLISON	SO-2	1:49.35	1/27	16	2.20	18.20	
▶ 800m	8	Christopher FITZSIMONS	FR-1	1:51.06	1/27	8	1.00	9.00	
▶ Mile	1	Sam MCENTEE	SO-2	3:57.86	1/27	20	2.95	22.95	
▶ 3000	3	Mathew MILDENHALL	SO-2	8:06.23	2/3	16	2.15	18.15	
▶ 3000	7	Sam MCENTEE	SO-2	8:13.93	1/20	9	0.94	9.94	
▶ 5000	1	Ryan SHERIDAN	SR-4	13:56.43	2/3	20	4.88	24.88	
▶ 5000	4	Matthew KANE	JR-3	14:29.03	2/3	14	1.60	15.60	
▶ 5000	8	Greg MORRIN	SO-2	14:37.33	1/20	8	0.84	8.84	
▶ DMR	2	O'Sullivan, Serfoss, Fitzsimons, Tetreault		9:48.64	1/27	18	2.93	20.93	
▶ HJ	8	Elbert MAXWELL	FR-1	2.07m	6-9½	2/3	8	0.76	8.76
▶ LJ	5	Elbert MAXWELL	FR-1	7.23m	23-8¼	12/2	12	1.22	13.22
▶ WT	4	Frank ANUSZEWSKI	JR-3	18.69m	61-4	12/2	14	2.15	16.15
<b>Team Total</b>								<b>204.33</b>	




# 2012 Indoor Track & Field, Week #3

Only those regionally ranked in top eight are shown


## MEN - Mid-Atlantic

**4**  **Pittsburgh** ▼ **1**  
BIG EAST Conference **81**


Event	Rank	Athlete	Yr	Mark	Date	Pl. Pts.	Bonus	TOTAL	
▶ 200m	3	Brycen SPRATLING	SO-2	21.34	1/14	16	2.04	<b>18.04</b>	
▶ 400m	3	Jermaine LOWERY	SR-4	47.34	1/27	16	2.03	<b>18.03</b>	
▶ 400m	4	Brycen SPRATLING	SO-2	47.40	1/27	14	1.92	<b>15.92</b>	
▶ 400m	5	Micah MURRAY	SO-2	47.46	1/27	12	1.80	<b>13.80</b>	
▶ 800m	6	Dontave COWSETTE	SR-4	1:50.61	1/27	10	1.24	<b>11.24</b>	
▶ H60m	2	Josh THOMPSON	FR-1	7.89	1/27	18	2.63	<b>20.63</b>	
▶ H60m	8	Tashaun HILL	JR-3	8.07	2/3	8	0.92	<b>8.92</b>	
▶ 4x400	1	Murray, Cowsette, Lowery, Spratling		3:07.33	1/14	20	4.13	<b>24.13</b>	
▶ HJ	6	Luke GALLAHER	FR-1	2.11m	6-11	12/9	10	1.50	<b>11.50</b>
▶ SP	6	Dan KWIATKOWSKI	SR-4	16.62m	54-6½	1/14	10	1.05	<b>11.05</b>
<b>Team Total</b>								<b>188.76</b>	

**5**  **Rutgers** ▼ **1**  
BIG EAST Conference **111**


Event	Rank	Athlete	Yr	Mark	Date	Pl. Pts.	Bonus	TOTAL	
▶ 4x400	3	Brown, Caidenhead, Werner, Younger		3:10.66 OT	2/3	16	2.60	<b>18.60</b>	
▶ HJ	3	Adam BERGO	JR-3	2.16m	7-1	1/26	16	2.62	<b>18.62</b>
▶ PV	2	Chris WYCKOFF	JR-3	5.00m	16-4½	1/7	18	2.64	<b>20.64</b>
▶ LJ	1	Corey CRAWFORD	FR-1	7.59m	24-11	1/26	20	4.27	<b>24.27</b>
▶ TJ	3	Adam BERGO	JR-3	15.26m	50-¾	1/14	16	2.10	<b>18.10</b>
▶ TJ	4	Tyrone PUTMAN	SR-4	15.22m	49-11½	1/14	14	1.95	<b>15.95</b>
▶ SP	8	James PLUMMER	JR-3	16.51m	54-2	1/26	8	0.85	<b>8.85</b>
▶ HEPT	6	Mike FRITZ	FR-1	4,621		1/26	10	1.35	<b>11.35</b>
<b>Team Total</b>								<b>186.45</b>	

**6**  **Navy** unch  
Patriot League **108**

Event	Rank	Athlete	Yr	Mark	Date	Pl. Pts.	Bonus	TOTAL	
▶ 5000	2	Cody ROME	SR-4	14:25.94	1/28	18	1.90	<b>19.90</b>	
▶ 5000	7	Christopher GALVIN	JR-3	14:36.08	1/7	9	0.93	<b>9.93</b>	
▶ DMR	8	Haney, Jackson, Kennedy, Bunnell		10:04.83	1/28	6	1.01	<b>7.01</b>	
▶ PV	3	Paul NEIDHARDT	SR-4	4.95m	16-2½	2/4	16	2.25	<b>18.25</b>
▶ PV	4	Ryan KOCHERT	SO-2	4.80m	15-9	1/28	14	1.33	<b>15.33</b>
▶ PV	4	Mark VETERE	FR-1	4.80m	15-9	2/4	14	1.33	<b>15.33</b>
▶ SP	7	Chris BONIWELL	SR-4	16.60m	54-5½	2/4	9	1.01	<b>10.01</b>
▶ WT	6	Christopher RICKS	SR-4	18.06m	59-3	1/21	10	1.34	<b>11.34</b>
▶ HEPT	8	Rand MONTERMINI	JR-3	4,498		1/14	8	1.11	<b>9.11</b>
<b>Team Total</b>								<b>183.24</b>	

**7**  **UMES** unch  
Mid-Eastern Athletic Conference **85**

Event	Rank	Athlete	Yr	Mark	Date	Pl. Pts.	Bonus	TOTAL	
▶ 60m	1	Andre WALSH	JR-3	6.79	1/7	20	2.44	<b>22.44</b>	
▶ 60m	3	Ackeem SMITH	SR-4	6.85	1/28	16	1.64	<b>17.64</b>	
▶ 200m	1	Andre WALSH	JR-3	20.95cf	21.35	1/7	20	3.63	<b>23.63</b>
▶ 200m	4	Damian MILES	SR-4	21.53	1/28	14	1.28	<b>15.28</b>	
▶ 800m	7	Zavior BROWN	JR-3	1:50.63	1/20	9	1.23	<b>10.23</b>	
▶ H60m	1	Ackeem SMITH	SR-4	7.81	2/3	20	3.46	<b>23.46</b>	
▶ 4x400	5	Webb, Walsh, Williams, Brown		3:13.90	1/20	12	1.36	<b>13.36</b>	
▶ TJ	5	Owen CAIN	SO-2	15.06m	49-5	2/3	12	1.43	<b>13.43</b>
<b>Team Total</b>								<b>172.68</b>	

**8**  **Bucknell** ▲ **1**  
Patriot League **136**

Event	Rank	Athlete	Yr	Mark	Date	Pl. Pts.	Bonus	TOTAL	
▶ 5000	6	Dave BROWN	SR-4	14:32.82cf	14:36.62	12/3	10	1.24	<b>11.24</b>
▶ SP	5	Tom BARR	SR-4	16.74m	54-11½	2/3	12	1.26	<b>13.26</b>
▶ WT	1	Tom BARR	SR-4	19.44m	63-9½	1/27	20	3.55	<b>23.55</b>
▶ WT	5	Leonard JOSEPH	JR-3	18.32m	60-1¼	1/27	12	1.68	<b>13.68</b>
▶ HEPT	2	Andrew POWELL	SR-4	5,049		1/27	18	2.21	<b>20.21</b>
<b>Team Total</b>								<b>130.66</b>	



# 2012 Indoor Track & Field, Week #3

Only those regionally ranked in top eight are shown

## MEN - Mid-Atlantic

**9**  **Georgetown** ▼ **1**  
BIG EAST Conference **141**

Event	Rank	Athlete	Yr	Mark	Date	Pl. Pts.	Bonus	TOTAL
▶ 60m	4	Justin CRAWFORD	SO-2	6.86	1/7	14	1.51	15.51
▶ Mile	4	Andrew SPRINGER	SO-2	4:01.17	1/27	14	1.96	15.96
▶ 3000	6	Max DARRAH	SO-2	8:13.14	1/27	10	1.04	11.04
▶ 4x400	8	Akers, Ledder, O'Conner, Ulm		3:15.59	12/3	6	0.87	6.87
▶ DMR	3	Springer, Savage, Kaddurah, Reher		9:48.73	1/27	16	2.91	18.91

**Team Total 106.06**

**10**  **Morgan State** unch  
Mid-Eastern Athletic Conference **141**

Event	Rank	Athlete	Yr	Mark	Date	Pl. Pts.	Bonus	TOTAL	
▶ 60m	4	Trey CHARLES	SR-4	6.86	1/13	14	1.51	15.51	
▶ 200m	2	Calvin DASCENT	SR-4	21.27cf	21.67	1/21	18	2.32	20.32
▶ 400m	6	Calvin DASCENT	SR-4	47.57 OT	1/27	10	1.59	11.59	
▶ 4x400	7	Charles, Higgs, Dascent, Boateng		3:14.44 OT	1/27	8	1.20	9.20	

**Team Total 83.82**

**11**  **Lehigh** unch  
Patriot League **141**

Event	Rank	Athlete	Yr	Mark	Date	Pl. Pts.	Bonus	TOTAL	
▶ LJ	8	Stephen TUTUNJIAN	SR-4	7.17m	23-6¼	1/28	8	0.88	8.88
▶ TJ	2	Stephen TUTUNJIAN	SR-4	15.35m	50-4¾	1/20	18	2.42	20.42
▶ HEPT	4	Kyle FORREST	SR-4	4,855		1/20	14	1.79	15.79
▶ HEPT	5	Ryan PAQUIN	SO-2	4,852		1/20	12	1.78	13.78

**Team Total 83.74**

**12**  **Monmouth** unch  
Northeast Conference **107**


Event	Rank	Athlete	Yr	Mark	Date	Pl. Pts.	Bonus	TOTAL	
▶ SP	1	Vincent ELARDO	SR-4	18.31m	60-1	1/20	20	5.06	25.06
▶ WT	3	Vincent ELARDO	SR-4	18.89m	61-11¼	1/20	16	2.52	18.52

**Team Total 65.88**

**13**  **Coppin State** unch  
Mid-Eastern Athletic Conference **141**


Event	Rank	Athlete	Yr	Mark	Date	Pl. Pts.	Bonus	TOTAL	
▶ 60m	2	L'Zerek CHAPMAN	FR-1	6.81	1/27	18	2.17	20.17	
▶ 60m	8	Teo BENNETT	SR-4	6.90	1/7	8	0.99	8.99	
▶ 4x400	4	Bennett, Victorian, Chapman, Hodge		3:13.08	1/27	14	1.60	15.60	
▶ HJ	7	Brandon BASKERVILLE	SO-2	2.10m	6-10¾	1/7	9	1.32	10.32

**Team Total 65.13**

**14**  **UMBC** ▲ **1**  
America East Conference **141**

Event	Rank	Athlete	Yr	Mark	Date	Pl. Pts.	Bonus	TOTAL	
▶ H60m	7	Trae PROCTOR	JR-3	8.02	2/3	9	1.32	10.32	
▶ WT	8	Cameron MCDEARMON	JR-3	17.65m	57-11	2/3	8	0.81	8.81
▶ HEPT	7	Malte BERTRAM	FR-1	4,590		1/27	9	1.29	10.29

**Team Total 56.55**

**15**  **Temple** ▼ **1**  
Atlantic 10 Conference **141**

Event	Rank	Athlete	Yr	Mark	Date	Pl. Pts.	Bonus	TOTAL
▶ Mile	6	Travis MAHONEY	JR-3	4:02.40	1/27	10	1.60	11.60
▶ H60m	5	Joshua MCFRAZIER	SO-2	8.00	2/4	12	1.52	13.52
▶ DMR	6	Mahoney, Myers, Kellar, Davis		10:01.84	1/27	10	1.30	11.30

▶ TJ	8	Gabriel PICKETT	SO-2	14.92m	48-11½	2/4	8	1.08	9.08
------	---	-----------------	------	--------	--------	-----	---	------	------

**Team Total 56.25**

**16**  **Rider** ▲ **4**  
Metro Atlantic Athletic Conference **141**

Event	Rank	Athlete	Yr	Mark	Date	Pl. Pts.	Bonus	TOTAL	
▶ H60m	3	David HIGHTOWER	JR-3	7.96c	7.43(55)	2/4	16	1.92	17.92
▶ TJ	7	Steven BROWN	SO-2	14.93m	48-11¾	12/10	9	1.11	10.11

**Team Total 47.91**



# 2012 Indoor Track & Field, Week #3

Only those regionally ranked in top eight are shown

## MEN - Mid-Atlantic

**17 Penn Ivy League** ▲ 4  
78

Event	Rank	Athlete	Yr	Mark	Date	Pl. Pts.	Bonus	TOTAL	
▶ DMR	4	Cunningham, Finucane, Timmins, Harwood		10:01.09	2/3	14	1.37	15.37	
▶ HJ	1	Maalik REYNOLDS	SO-2	2.21m	7-3	1/20	20	4.00	24.00
<b>Team Total</b>								<b>44.31</b>	

**18 St. Peter's Metro Atlantic Athletic Conference** ▼ 2  
141

Event	Rank	Athlete	Yr	Mark	Date	Pl. Pts.	Bonus	TOTAL	
▶ HJ	5	Aaron LUCAS	SR-4	2.13m	6-11½	1/26	12	1.87	13.87
▶ LJ	2	Aaron LUCAS	SR-4	7.46m	24-5½	12/8	18	3.15	21.15
<b>Team Total</b>								<b>41.65</b>	

**19 Lafayette Patriot League** ▼ 2  
141

Event	Rank	Athlete	Yr	Mark	Date	Pl. Pts.	Bonus	TOTAL	
▶ 60m	7	Jerome RUDOLPH	SR-4	6.89	1/28	9	1.12	10.12	
▶ LJ	3	Jerome RUDOLPH	SR-4	7.32m	24-¾	1/28	16	1.95	17.95
<b>Team Total</b>								<b>40.87</b>	

**20 Maryland Atlantic Coast Conference** ▼ 1  
141

Event	Rank	Athlete	Yr	Mark	Date	Pl. Pts.	Bonus	TOTAL	
▶ H60m	5	Zach RAY	SR-4	8.00	2/3	12	1.52	13.52	
▶ WT	7	Josh HAGHIGHI	SO-2	17.73m	58-2	1/28	9	0.92	9.92
<b>Team Total</b>								<b>38.37</b>	

**21 Mount St. Mary's Northeast Conference** ▼ 3  
141

Event	Rank	Athlete	Yr	Mark	Date	Pl. Pts.	Bonus	TOTAL
▶ HEPT	3	Thomas FITZSIMONS	SR-4	5,036	1/14	16	2.17	18.17
<b>Team Total</b>								<b>36.58</b>

**22 American Patriot League** ▲ 7  
141

Event	Rank	Athlete	Yr	Mark	Date	Pl. Pts.	Bonus	TOTAL
▶ 5000	3	Josh OLSEN	SR-4	14:27.64	2/3	16	1.74	17.74
▶ 5000	5	Mark ALLEN	JR-3	14:32.64	2/3	12	1.26	13.26
<b>Team Total</b>								<b>32.21</b>

**23 La Salle Atlantic 10 Conference** ▼ 1  
141

Event	Rank	Athlete	Yr	Mark	Date	Pl. Pts.	Bonus	TOTAL	
▶ Mile	8	Nick CRITS	JR-3	4:06.17	1/28	8	0.80	8.80	
▶ 3000	8	Nick CRITS	JR-3	8:14.33cf	8:17.03	1/20	8	0.89	8.89
<b>Team Total</b>								<b>27.92</b>	

**24 Fairleigh Dickinson Northeast Conference** ▼ 1

Event	Rank	Athlete	Yr	Mark	Date	Pl. Pts.	Bonus	TOTAL	
▶ 60m	4	Waydell HARRIS	JR-3	6.86c	6.40(55)	12/4	14	1.51	15.51
<b>Team Total</b>								<b>23.42</b>	

**25 Howard Mid-Eastern Athletic Conference** ▲ 1  
141

Event	Rank	Athlete	Yr	Mark	Date	Pl. Pts.	Bonus	TOTAL
▶ H60m	3	Wallace SPENCER	SO-2	7.96	1/13	16	1.92	17.92
<b>Team Total</b>								<b>20.90</b>

**26 Saint Joseph's Atlantic 10 Conference** ▼ 2  
141

Event	Rank	Athlete	Yr	Mark	Date	Pl. Pts.	Bonus	TOTAL
▶ DMR	7	Mohn, Robert, McGarvey, Szulewski		10:02.19	1/27	8	1.27	9.27
<b>Team Total</b>								<b>14.73</b>



# 2012 Indoor Track & Field, Week #3

Only those regionally ranked in top eight are shown

## MEN - Mid-Atlantic

27



**Robert Morris**

Northeast Conference

▼ 2



*Team Total*

12.88

28

**NJIT**

Great West Conference

unch



*Team Total*

8.13

29



**Saint Francis (Pa.)**

Northeast Conference

▼ 2



*Team Total*

5.78



## 2012 Indoor Track &amp; Field, Week #3

Only those regionally ranked in top eight are shown

## MEN - Midwest

**1**  **Nebraska**  
Big Ten Conference **13**

Event	Rank	Athlete	Yr	Mark	Date	Pl. Pts.	Bonus	TOTAL	
▶ 200m	2	Ricco HALL	FR-1	21.33	1/28	18	2.03	20.03	
▶ 200m	8	Tim THOMPSON	FR-1	21.53	1/28	8	1.13	9.13	
▶ 400m	1	Ricco HALL	FR-1	46.93	2/3	20	2.59	22.59	
▶ 400m	2	Miles UKAOMA	SO-2	47.14	2/3	18	2.19	20.19	
▶ 5000	3	Jarren HENG	SO-2	14:29.71	1/28	16	2.17	18.17	
▶ H60m	7	Miles UKAOMA	SO-2	7.91	2/3	9	1.07	10.07	
▶ 4x400	3	Blackwood, Ukaoma, McKenzie, Hall		3:11.61	2/3	16	2.64	18.64	
▶ DMR	5	Doering, Duffy, Gibson, Heng		10:02.46	1/13	12	1.63	13.63	
▶ HJ	3	Carlos HERNANDEZ	FR-1	2.10m	6-10%	1/21	16	1.25	17.25
▶ PV	2	Nate POLACEK	SR-4	5.38m	17-7%	1/28	18	2.90	20.90
▶ LJ	4	Chris PHIPPS	SR-4	7.67m	25-2	1/21	14	2.58	16.58
▶ LJ	6	Bobby CARTER	JR-3	7.39m	24-3	1/21	10	1.03	11.03
▶ LJ	8	Seth WIEDEL	SO-2	7.33m	24-¾	2/3	8	0.71	8.71
▶ TJ	2	Chris PHIPPS	SR-4	15.77m	51-9	1/13	18	2.85	20.85
▶ TJ	3	Patrick RAEDLER	FR-1	15.52m	50-11	2/3	16	2.13	18.13
▶ SP	2	Luke PINKELMAN	SR-4	19.41m	63-8%	1/28	18	3.37	21.37
▶ SP	3	Tyler HITCHLER	SR-4	18.54m	60-10	1/21	16	1.70	17.70
▶ SP	6	Chad WRIGHT	SO-2	18.27m	59-11%	1/21	10	1.24	11.24
▶ HEPT	2	Bjorn BARREFORS	SR-4	5,701	2/3	18	3.39	21.39	
▶ HEPT	8	Teran WALFORD	JR-3	5,130	2/3	8	0.68	8.68	
<b>Team Total</b>								<b>369.87</b>	

**2**  **Oklahoma**  
Big 12 Conference **11**

Event	Rank	Athlete	Yr	Mark	Date	Pl. Pts.	Bonus	TOTAL
▶ 400m	5	Ethan BAKER	FR-1	47.51	1/27	12	1.50	13.50
▶ 400m	8	Jamel WOOD	JR-3	47.79	1/27	8	1.08	9.08
▶ 800m	4	Frezer LEGESSE	JR-3	1:49.76	1/27	14	1.32	15.32
▶ Mile	1	Riley MASTERS	SR-4	4:00.54	1/27	20	2.38	22.38
▶ Mile	3	Eric HARASYN	SR-4	4:01.29	1/27	16	2.07	18.07
▶ Mile	7	George ALEX	SR-4	4:03.35	1/20	9	1.24	10.24
▶ Mile	8	Frezer LEGESSE	JR-3	4:03.73	1/20	8	1.09	9.09
▶ 3000	2	George ALEX	SR-4	7:52.92	1/27	18	3.12	21.12
▶ 3000	5	Kevin SCHWAB	JR-3	8:01.67	1/27	12	1.63	13.63
▶ 3000	7	Kevin WILLIAMS	JR-3	8:07.06	1/27	9	0.87	9.87
▶ H60m	5	Malcolm ANDERSON	SR-4	7.80	1/27	12	1.80	13.80
▶ 4x400	4	Wood, Baker, Anderson, Ervin		3:13.15	1/27	14	1.68	15.68
▶ DMR	1	Harasyn, Baker, Legesse, Masters		9:30.13	2/3	20	5.89	25.89

Team Total 230.75

**3**  **Minnesota**  
Big Ten Conference **10**

Event	Rank	Athlete	Yr	Mark	Date	Pl. Pts.	Bonus	TOTAL	
▶ 200m	7	Cameron BOY	JR-3	21.52cf	21.92	1/20	9	1.18	10.18
▶ 400m	7	Kevin BRADLEY	JR-3	47.78cf	48.38	1/20	9	1.09	10.09
▶ 800m	1	Harun ABDA	JR-3	1:46.97 OT		1/28	20	3.21	23.21
▶ 800m	2	David PACHUTA	SR-4	1:46.98 OT		1/28	18	3.20	21.20
▶ 3000	4	Hassan MEAD	SR-4	8:01.14cf	8:03.84	1/20	14	1.72	15.72
▶ 4x400	1	Capek, Bradley, Holton, Abda		3:09.93 OT		1/28	20	3.71	23.71
▶ DMR	6	Hilsen, Migit, Hutton, McFarland		10:03.83		1/13	10	1.45	11.45
▶ TJ	5	Oladipo FAGBEMI	JR-3	15.17m	49-9%	1/28	12	1.32	13.32
▶ SP	7	Trey DAVIS	SR-4	18.20m	59-8%	2/3	9	1.15	10.15
▶ WT	3	Micah HEGERLE	JR-3	20.36m	66-9%	1/20	16	2.29	18.29
▶ WT	6	Jon LEHMAN	SO-2	19.93m	65-4%	2/3	10	1.66	11.66
▶ WT	8	Quentin MEGE	JR-3	19.11m	62-8%	2/3	8	0.66	8.66


Team Total 226.39




# 2012 Indoor Track & Field, Week #3

Only those regionally ranked in top eight are shown


## MEN - Midwest

**4**  **Iowa** ▲ **1**  
Big Ten Conference **20**


Event	Rank	Athlete	Yr	Mark	Date	Pl. Pts.	Bonus	TOTAL	
▶ 60m	7	Troy DORIS	SR-4	6.79	1/21	9	1.02	<b>10.02</b>	
▶ 60m	8	Justin AUSTIN	SR-4	6.80	1/27	8	0.93	<b>8.93</b>	
▶ 400m	6	Justin AUSTIN	SR-4	47.61	1/21	10	1.31	<b>11.31</b>	
▶ 800m	3	Erik SOWINSKI	SR-4	1:48.58	1/27	16	2.10	<b>18.10</b>	
▶ H60m	3	Jordan MULLEN	JR-3	7.78	1/21	16	1.96	<b>17.96</b>	
▶ 4x400	2	Richards, Austin, Van Cleave, Sowinski		3:11.20	1/27	18	2.90	<b>20.90</b>	
▶ HJ	3	Jeffery HERRON	SR-4	2.10m	6-10%	1/21	16	1.25	<b>17.25</b>
▶ LJ	8	Jeffery HERRON	SR-4	7.33m	24-¾	1/14	8	0.71	<b>8.71</b>
▶ TJ	1	Troy DORIS	SR-4	16.28m	53-5	1/27	20	4.29	<b>24.29</b>
▶ WT	2	Matt BANSE	SR-4	20.39m	66-10%	2/3	18	2.34	<b>20.34</b>
<b>Team Total</b>								<b>184.40</b>	

**5**  **Kansas State** ▼ **1**  
Big 12 Conference **16**


Event	Rank	Athlete	Yr	Mark	Date	Pl. Pts.	Bonus	TOTAL	
▶ 60m	4	Mantas SILKAUSKAS	SR-4	6.75	1/14	14	1.54	<b>15.54</b>	
▶ 60m	5	Carlos RODRIGUEZ	FR-1	6.78	1/28	12	1.12	<b>13.12</b>	
▶ H60m	1	Mantas SILKAUSKAS	SR-4	7.69	1/21	20	2.69	<b>22.69</b>	
▶ H60m	3	Jeffrey JULMIS	SR-4	7.78cA	7.76	2/3	16	1.96	<b>17.96</b>
▶ HJ	1	Erik KYNARD	JR-3	2.31m	7-7	12/10	20	7.13	<b>27.13</b>
▶ HEPT	1	Mantas SILKAUSKAS	SR-4	5,780	1/26	20	3.86	<b>23.86</b>	
▶ HEPT	5	Devin DICK	JR-3	5,440	1/26	12	1.94	<b>13.94</b>	
<b>Team Total</b>								<b>179.47</b>	

**6**  **Illinois** unch  
Big Ten Conference **33**


Event	Rank	Athlete	Yr	Mark	Date	Pl. Pts.	Bonus	TOTAL	
▶ 60m	1	Andrew RILEY	SR-4	6.70	1/28	20	2.26	<b>22.26</b>	
▶ 60m	8	Stanley AZIE	SR-4	6.80	1/28	8	0.93	<b>8.93</b>	
▶ 200m	4	Stanley AZIE	SR-4	21.42cf	21.82	1/20	14	1.63	<b>15.63</b>
▶ 200m	6	Brandon STRYGANEK	FR-1	21.48cf	21.88	1/20	10	1.36	<b>11.36</b>
▶ 800m	7	Ryan LYNN	JR-3	1:50.44cf	1:51.34	1/20	9	1.01	<b>10.01</b>
▶ H60m	2	Andrew RILEY	SR-4	7.73	1/20	18	2.36	<b>20.36</b>	
▶ HJ	6	Ryan MICHEL	SO-2	2.09m	6-10%	1/20	10	0.96	<b>10.96</b>
▶ PV	4	Cody KLEIN	SO-2	5.25m	17-2%	1/20	14	1.61	<b>15.61</b>
<b>Team Total</b>								<b>154.43</b>	

**7**  **Iowa State** unch  
Big 12 Conference **121**

Event	Rank	Athlete	Yr	Mark	Date	Pl. Pts.	Bonus	TOTAL	
▶ 60m	1	Ian WARNER	JR-3	6.70	1/28	20	2.26	<b>22.26</b>	
▶ 200m	5	Ian WARNER	JR-3	21.47 OT	1/28	12	1.40	<b>13.40</b>	
▶ Mile	6	Rico LOY	JR-3	4:02.55	2/3	10	1.56	<b>11.56</b>	
▶ 3000	8	Rico LOY	JR-3	8:07.69 OT	1/28	8	0.80	<b>8.80</b>	
▶ DMR	4	Efkamp, Loy, Zauber, Dillenbeck		9:58.54	2/3	14	2.12	<b>16.12</b>	
▶ HJ	6	Troy WALLS	JR-3	2.09m	6-10%	12/9	10	0.96	<b>10.96</b>
▶ HJ	6	Cameron OSTROWSKI	FR-1	2.09m	6-10%	12/9	10	0.96	<b>10.96</b>
▶ HJ	6	Derek ALDERKS	SR-4	2.09m	6-10%	12/9	10	0.96	<b>10.96</b>
▶ TJ	5	Akeem HOLMES	SR-4	15.17m	49-9%	1/28	12	1.32	<b>13.32</b>
<b>Team Total</b>								<b>136.36</b>	

**8**  **Kansas** ▲ **2**  
Big 12 Conference **35**

Event	Rank	Athlete	Yr	Mark	Date	Pl. Pts.	Bonus	TOTAL	
▶ 5000	7	Jose MUNOZ	SO-2	14:50.84	2/3	9	1.03	<b>10.03</b>	
▶ 4x400	5	Stigler, McCuin, Hester, Clemons		3:13.35cf	3:14.95	1/27	12	1.55	<b>13.55</b>
▶ DMR	3	Munsch, Buchanan, Hester, Manley		9:57.89	2/3	16	2.20	<b>18.20</b>	
▶ PV	5	Alex BISHOP	SO-2	5.21m	17-1	1/27	12	1.33	<b>13.33</b>
▶ PV	6	Casey BOWEN	FR-1	5.20m	17-¾	2/3	10	1.26	<b>11.26</b>
▶ PV	6	Greg LUPTON	FR-1	5.20m	17-¾	1/13	10	1.26	<b>11.26</b>
<b>Team Total</b>								<b>112.80</b>	

**9**  **Southern Illinois** unch  
Missouri Valley Conference **40**


Event	Rank	Athlete	Yr	Mark	Date	Pl. Pts.	Bonus	TOTAL	
▶ 200m	3	Brandon DELONEY	SR-4	21.35cf	21.75	12/3	16	1.94	<b>17.94</b>
▶ TJ	4	Douglas PALACIOUS	JR-3	15.19m	49-10	2/3	14	1.36	<b>15.36</b>
▶ WT	1	J.C. LAMBERT	SR-4	22.66m	74-4%	1/13	20	6.35	<b>26.35</b>
<b>Team Total</b>								<b>106.63</b>	




# 2012 Indoor Track & Field, Week #3

Only those regionally ranked in top eight are shown


## MEN - Midwest

**10**  **Missouri** ▼ **2**  
Big 12 Conference **79**


Event	Rank	Athlete	Yr	Mark	Date	Pl. Pts.	Bonus	TOTAL
▶ 60m	5	Malcom PENNIX	JR-3	6.78	1/13	12	1.12	13.12
▶ 800m	6	Blake IRWIN	SR-4	1:50.03 OT	1/28	10	1.20	11.20
▶ LJ	1	Malcom PENNIX	JR-3	7.74m	25-4%	1/13	20	23.13
▶ SP	5	Brooks MOSIER	JR-3	18.40m	60-4%	1/28	12	13.43
<b>Team Total</b>								<b>97.10</b>

**11**  **Eastern Illinois** ▲ **1**  
Ohio Valley Conference **54**


Event	Rank	Athlete	Yr	Mark	Date	Pl. Pts.	Bonus	TOTAL
▶ 60m	3	Zye BOEY	JR-3	6.71	12/9	16	2.12	18.12
▶ 200m	1	Zye BOEY	JR-3	21.07	1/27	20	3.22	23.22
▶ 4x400	7	Gorol, Boarman, Augustine, Wiggan		3:14.36 OT	2/3	8	1.10	9.10
▶ PV	8	Michael VIKEN	SO-2	5.18m	17-0	12/9	8	9.13
▶ WT	5	Donald ROMERO	SR-4	20.06m	65-9%	2/3	12	13.81
<b>Team Total</b>								<b>93.59</b>

**12**  **Oklahoma State** ▼ **1**  
Big 12 Conference **68**


Event	Rank	Athlete	Yr	Mark	Date	Pl. Pts.	Bonus	TOTAL
▶ Mile	2	Raul BOTEZAN	JR-3	4:01.05	1/27	18	2.17	20.17
▶ Mile	4	Kirubel ERASSA	SO-2	4:01.67	1/27	14	1.92	15.92
▶ 3000	1	Thomas FARRELL	JR-3	7:52.38	1/27	20	3.21	23.21
▶ 3000	3	Shadrack KIPCHIRCHIR	JR-3	7:59.79	1/27	16	1.94	17.94
<b>Team Total</b>								<b>93.48</b>

**13**  **Loyola-Chicago** ▲ **9**  
Horizon League **89**


Event	Rank	Athlete	Yr	Mark	Date	Pl. Pts.	Bonus	TOTAL	
▶ 800m	5	Declan MURRAY	JR-3	1:49.85 OT	2/3	12	1.28	13.28	
▶ 5000	2	Danny DOCHERTY	JR-3	14:15.07 OT	2/3	18	3.18	21.18	
▶ 5000	4	Josh STEIN	SR-4	14:33.10 OT	2/3	14	1.94	15.94	
▶ 5000	6	Ben REIFENBERG	SR-4	14:35.52 OT	2/3	10	1.78	11.78	
▶ LJ	3	James MCLACHLAN	SO-2	7.72m	25-4	1/27	16	2.97	18.97
<b>Team Total</b>								<b>91.65</b>	

**14**  **Oral Roberts** unch  
The Summit League **30**


Event	Rank	Athlete	Yr	Mark	Date	Pl. Pts.	Bonus	TOTAL	
▶ 400m	2	Jeffery GIBSON	JR-3	47.14	2/3	18	2.19	20.19	
▶ 4x400	6	Roberts, Roberts, Banks, Gibson		3:14.24cf	3:15.84	1/27	10	1.14	11.14
▶ PV	1	Jack WHITT	JR-3	5.51m	18-1	1/11	20	4.19	24.19
▶ LJ	1	Clive CHAFAUSIPO	SR-4	7.74m	25-4%	1/27	20	3.13	23.13
<b>Team Total</b>								<b>85.03</b>	

**15**  **Wichita State** ▲ **4**  
Missouri Valley Conference **128**

Event	Rank	Athlete	Yr	Mark	Date	Pl. Pts.	Bonus	TOTAL	
▶ H60m	6	Lawson MONTGOMERY	SR-4	7.89	2/3	10	1.17	11.17	
▶ HJ	6	Brandon CHILDS	JR-3	2.09m	6-10%	1/11	10	0.96	10.96
▶ HEPT	6	Austin BAHNER	SO-2	5,326	2/3	10	1.48	11.48	
▶ HEPT	7	Aaron YOUNG	SR-4	5,303	2/3	9	1.39	10.39	
<b>Team Total</b>								<b>69.88</b>	

**16**  **Illinois State** ▼ **1**  
Missouri Valley Conference **109**

Event	Rank	Athlete	Yr	Mark	Date	Pl. Pts.	Bonus	TOTAL	
▶ 800m	8	Matthew SMOODY	SR-4	1:51.09 OT	2/3	8	0.73	8.73	
▶ 4x400	8	Hamilton, Norgrove, Cruz, Smoody		3:14.59 OT	2/3	6	1.00	7.00	
▶ TJ	8	Tyler KNIGHT	SR-4	15.05m	49-4%	12/3	8	1.09	9.09
▶ SP	8	Curtis JENSEN	JR-3	18.13m	59-5%	1/27	8	1.05	9.05
▶ WT	4	Akil MILLS	SO-2	20.09m	65-11	1/27	14	1.85	15.85
<b>Team Total</b>								<b>69.29</b>	

**17**  **North Dakota State** unch  
The Summit League **119**


Event	Rank	Athlete	Yr	Mark	Date	Pl. Pts.	Bonus	TOTAL
▶ H60m	8	Matt TETZLAFF	JR-3	7.95	1/28	8	0.86	8.86
▶ HEPT	4	Andy LILLEJORD	SO-2	5,467	2/3	14	2.05	16.05
<b>Team Total</b>								<b>67.23</b>




# 2012 Indoor Track & Field, Week #3

Only those regionally ranked in top eight are shown


## MEN - Midwest

**18**  **Northern Iowa** ▼ **2**  
Missouri Valley Conference **100**


Event	Rank	Athlete	Yr	Mark	Date	Pl. Pts.	Bonus	TOTAL	
H60m	8	Sebastian BARTH	FR-1	7.95	1/20	8	0.86	8.86	
PV	3	Daniel GOORIS	JR-3	5.30m	17-4½	2/4	16	2.11	18.11
HEPT	3	Daniel GOORIS	JR-3	5,549	1/27	16	2.49	18.49	
<b>Team Total</b>								<b>67.21</b>	

**19**  **Tulsa** ▲ **5**  
Conference USA **57**


Event	Rank	Athlete	Yr	Mark	Date	Pl. Pts.	Bonus	TOTAL
400m	4	Julian FRAZIER	JR-3	47.36 OT	2/3	14	1.78	15.78
Mile	5	Andrew HEYES	JR-3	4:02.08 OT	2/3	12	1.75	13.75
3000	6	Sam MASTERS	JR-3	8:06.53 OT	2/3	10	0.92	10.92
DMR	7	Marshall, Jameson, Thater, Barrett		10:05.01 OT	2/3	8	1.35	9.35
<b>Team Total</b>								<b>64.16</b>

**20**  **Southeast Missouri** ▼ **7**  
Ohio Valley Conference **95**


Event	Rank	Athlete	Yr	Mark	Date	Pl. Pts.	Bonus	TOTAL	
5000	8	Chris LOSEMAN	SR-4	14:54.07	1/27	8	0.89	8.89	
LJ	7	Blake CARTER	SO-2	7.35m	24-1½	1/13	9	0.81	9.81
SP	4	Josh UCHTMAN	SR-4	18.52m	60-9¾	1/13	14	1.66	15.66
WT	7	Craig ROBINSON	JR-3	19.20m	63-0	2/3	9	0.77	9.77
<b>Team Total</b>								<b>61.33</b>	

**21**  **DePaul** ▼ **3**  
BIG EAST Conference **47**


Event	Rank	Athlete	Yr	Mark	Date	Pl. Pts.	Bonus	TOTAL	
5000	1	Matthew GRAHAM	SR-4	14:13.06	1/27	20	3.33	23.33	
SP	1	Tim NEDOW	SR-4	20.03m	65-8¾	1/27	20	4.55	24.55
<b>Team Total</b>								<b>56.45</b>	

**22**  **South Dakota State** ▼ **2**  
The Summit League **125**

Event	Rank	Athlete	Yr	Mark	Date	Pl. Pts.	Bonus	TOTAL	
HJ	3	Jared VLASTUIN	SR-4	2.10m	6-10¾	1/20	16	1.25	17.25
LJ	5	Jared VLASTUIN	SR-4	7.54m	24-9	1/27	12	1.82	13.82
<b>Team Total</b>								<b>49.81</b>	

**23**  **Drake** unch  
Missouri Valley Conference **141**


Event	Rank	Athlete	Yr	Mark	Date	Pl. Pts.	Bonus	TOTAL
DMR	2	Lapham, Degrave, Jurysta, Kak		9:56.31 OT	1/20	18	2.40	20.40
<b>Team Total</b>								<b>26.70</b>

**24**  **Western Illinois** ▲ **1**  
The Summit League **141**

Event	Rank	Athlete	Yr	Mark	Date	Pl. Pts.	Bonus	TOTAL	
HJ	2	Jamario TAYLOR	SO-2	2.13m	6-11¾	12/3	18	2.09	20.09
<b>Team Total</b>								<b>26.04</b>	

**25**  **Saint Louis** ▼ **4**  
Atlantic 10 Conference **141**

Event	Rank	Athlete	Yr	Mark	Date	Pl. Pts.	Bonus	TOTAL
5000	5	Brian HOLDMEYER	SR-4	14:33.90 OT	12/2	12	1.88	13.88
<b>Team Total</b>								<b>24.37</b>

**26**  **Illinois Chicago** ▲ **1**  
Horizon League **141**


Event	Rank	Athlete	Yr	Mark	Date	Pl. Pts.	Bonus	TOTAL
DMR	8	Sterne, Stanner, Zaluckyj, Karkalis		10:10.05 OT	2/3	6	0.94	6.94
<b>Team Total</b>								<b>18.06</b>



# 2012 Indoor Track & Field, Week #3

Only those regionally ranked in top eight are shown

## MEN - Midwest

**27**  **UMKC** ▼ **1**  
 The Summit League **141**

Event	Rank	Athlete	Yr	Mark	Date	Pl. Pts.	Bonus	TOTAL	
TJ	7	DC OKONTA		15.06m	49-5	1/13	9	1.11	10.11

**Team Total 14.05**

**28**  **Chicago State** **unch**  
 Great West Conference **1.25**

**Team Total 1.25**



## 2012 Indoor Track &amp; Field, Week #3

Only those regionally ranked in top eight are shown

## MEN - Mountain

1		<b>BYU</b>		West Coast Conference		unch		14	
Event	Rank	Athlete	Yr	Mark	Date	Pl. Pts.	Bonus	TOTAL	
▶ 200m	5	Jason HINDS	JR-3	21.76	2/3	12	1.16	13.16	
▶ 400m	2	Cade LINDAHL	JR-3	47.29	2/3	18	2.55	20.55	
▶ 400m	4	Rhyan ATRICE	JR-3	47.79	2/3	14	1.68	15.68	
▶ 400m	7	Shaquille WALKER	FR-1	48.07cA OT 47.96	1/5	9	1.25	10.25	
▶ 800m	1	Ryan WAITE	JR-3	1:48.56 OT	1/27	20	3.41	23.41	
▶ 800m	2	Shaquille WALKER	FR-1	1:49.99 OT	1/27	18	2.21	20.21	
▶ 800m	3	Justin HEDIN	JR-3	1:50.34	1/14	16	1.92	17.92	
▶ Mile	2	Rex SHIELDS	JR-3	4:03.14 OT	1/27	18	2.30	20.30	
▶ Mile	5	Jared WARD	SO-2	4:06.20cA OT 4:11.13	1/5	12	1.26	13.26	
▶ Mile	7	Ryan JONES	SR-4	4:07.85cA OT 4:12.81	1/5	9	0.83	9.83	
▶ 3000	2	Miles BATTY	SR-4	7:49.58 OT	1/27	18	3.94	21.94	
▶ 3000	3	Jared WARD	SO-2	8:01.99 OT	1/27	16	2.07	18.07	
▶ 3000	5	Tylor THATCHER	SO-2	8:09.28	2/3	12	1.12	13.12	
▶ 3000	6	Taylor FARNSWORTH	SO-2	8:10.13 OT	1/27	10	1.04	11.04	
▶ 4x400	3	Atrice, Carter, Lindahl, Walker		3:12.39	1/14	16	3.23	19.23	
▶ DMR	3	Cosby, Hedin, Walker, Ward		10:00.47	2/3	16	3.47	19.47	
▶ HJ	4	Dakota JOHN	SO-2	2.14m 7-¼	1/5	14	2.09	16.09	
▶ HJ	7	Russell NIELSON	FR-1	2.08m 6-9¾	1/28	9	1.01	10.01	
▶ PV	1	Victor WEIRICH	SO-2	5.50m 18-½	1/14	20	4.07	24.07	
▶ TJ	6	Kyle MILLS	SR-4	14.66m 48-1¼	1/20	10	1.26	11.26	
▶ SP	4	Colby BARBER	SR-4	16.67m 54-8¾	1/20	14	1.66	15.66	
▶ HEPT	6	Joshua WEIRICH	JR-3	5,090	1/28	10	1.09	11.09	
▶ HEPT	7	Kevin NIELSEN	FR-1	5,087	1/28	9	1.07	10.07	
<b>Team Total</b>								<b>413.67</b>	

2		<b>Texas Tech</b>		Big 12 Conference		unch		26	
Event	Rank	Athlete	Yr	Mark	Date	Pl. Pts.	Bonus	TOTAL	
▶ 60m	6	Markus HENDERSON	SR-4	6.84cA 6.36(55)	1/20	10	1.39	11.39	
▶ 200m	6	Markus HENDERSON	SR-4	21.81	1/27	10	1.02	11.02	
▶ 400m	3	Isaiah GILL	JR-3	47.49	1/27	16	2.20	18.20	
▶ 400m	5	Jamele MASON	SR-4	47.93	1/27	12	1.44	13.44	
▶ H60m	1	Shane BRATHWAITE	JR-3	7.77	2/3	20	3.73	23.73	
▶ H60m	2	Jamele MASON	SR-4	7.82cA 7.27(55)	1/20	18	3.28	21.28	
▶ H60m	3	Brandon TUCKER	SR-4	7.86cA 7.31(55)	1/13	16	2.92	18.92	
▶ 4x400	1	Mason, Brathwaite, Henderson, Gill		3:09.68cA OT 3:09.24	1/20	20	4.57	24.57	
▶ DMR	5	Culotta, Brantley, McVey, Strong		10:08.17cA OT 10:13.08	1/20	12	0.00	12.00	
▶ HJ	2	Jacorian DUFFIELD	FR-1	2.17m 7-1½	2/4	18	2.82	20.82	
▶ PV	3	Kyal MEYERS	SO-2	5.38m 17-7¾	2/4	16	2.98	18.98	
▶ LJ	1	Bryce LAMB	JR-3	7.94m 26-¾	1/20	20	5.57	25.57	
▶ LJ	2	Dellon WILLIAMS	SR-4	7.60m 24-11¾	1/13	18	3.30	21.30	
▶ LJ	6	Michael MENEFIELD	FR-1	7.18m 23-6¾	1/13	10	1.01	11.01	
▶ TJ	2	Dellon WILLIAMS	SR-4	15.51m 50-10¾	1/20	18	3.22	21.22	
▶ TJ	3	Travis DUNN	FR-1	15.13m 49-7¾	1/20	16	2.23	18.23	
▶ SP	3	Kole WELDON	FR-1	16.89m 55-5	1/20	16	2.19	18.19	
<b>Team Total</b>								<b>346.81</b>	



## 2012 Indoor Track &amp; Field, Week #3

Only those regionally ranked in top eight are shown

## MEN - Mountain

3



## Air Force

Mountain West Conference

unch

51

Event	Rank	Athlete	Yr	Mark	Date	Pl. Pts.	Bonus	TOTAL	
▶ 400m	8	Manny SMITH	SR-4	48.27cA	48.16	2/3	8	1.03	9.03
▶ 3000	8	Jim WALMSLEY	SR-4	8:13.65	1/21	8	0.71	8.71	
▶ 5000	5	Jeremy DRENCKHAHN	JR-3	14:26.40	1/21	12	1.47	13.47	
▶ 5000	8	Isaiah BRAGG	SO-2	14:47.18	1/21	8	0.82	8.82	
▶ 4x400	4	Bergman, Smith, Spuller, Delgado		3:15.33cA	3:14.89	2/3	14	1.97	15.97
▶ DMR	2	Perkins, Nielsen, White, Artz		9:54.82cA	10:03.96	2/3	18	6.77	24.77
▶ HJ	5	Zack WOOD	JR-3	2.09m	6-10½	2/3	12	1.18	13.18
▶ HJ	7	Travis SMITH	JR-3	2.08m	6-9¾	1/28	9	1.01	10.01
▶ PV	2	Rob SIMMONS	JR-3	5.40m	17-8½	12/9	18	3.16	21.16
▶ PV	4	Cale SIMMONS	JR-3	5.24m	17-2¾	2/3	14	1.96	15.96
▶ PV	8	Elliott BESKI	SO-2	5.05m	16-6¾	12/9	8	0.78	8.78
▶ LJ	7	Blue KEARNEY	FR-1	7.15m	23-5½	1/28	9	0.87	9.87
▶ SP	7	Sean HERBISON	SR-4	16.43m	53-11	2/3	9	1.23	10.23
▶ HEPT	4	Michael TIBBS	JR-3	5,249	1/28	14	1.69	15.69	

Team Total 257.64

4



## Northern Arizona

Big Sky Conference

unch

27

Event	Rank	Athlete	Yr	Mark	Date	Pl. Pts.	Bonus	TOTAL	
▶ 400m	1	Arnaud FROIDMONT	JR-3	47.03cA OT	46.82	2/4	20	3.01	23.01
▶ 400m	6	Adel AL NASSER	SO-2	47.96cA OT	47.75	1/14	10	1.39	11.39
▶ 800m	7	Jordan CHIPANGAMA	SR-4	1:50.98cA OT	1:52.22	1/14	9	1.40	10.40
▶ Mile	1	Diego ESTRADA	JR-3	3:55.48cA OT	4:04.36	1/27	20	5.02	25.02
▶ 5000	1	Diego ESTRADA	JR-3	13:39.54	12/9	20	3.51	23.51	
▶ 4x400	2	Givens, McFadden, al Nasser, Froidmont		3:11.58cA OT	3:10.74	2/4	18	3.63	21.63
▶ HJ	1	Deante KEMPER	FR-1	2.19m	7-2¾	1/27	20	3.31	23.31
▶ TJ	4	Edgar PANFORD	JR-3	15.11m	49-7	1/27	14	2.18	16.18
▶ TJ	8	Thremaine JOHNSON	SR-4	14.48m	47-6¾	1/27	8	0.94	8.94
▶ SP	8	Gus MARGIOTTA	FR-1	16.39m	53-9¾	2/4	8	1.16	9.16
▶ WT	2	Pascal TANG	SR-4	19.19m	62-11½	1/27	18	3.25	21.25

Team Total 232.97

5



## Montana State

Big Sky Conference

▲ 1

86

Event	Rank	Athlete	Yr	Mark	Date	Pl. Pts.	Bonus	TOTAL	
▶ 60m	6	Chris WILSON	SO-2	6.84cA	6.36(55)	1/20	10	1.39	11.39
▶ 3000	4	Daniel JACKSON	SR-4	8:02.66cA	8:14.72	1/27	14	1.97	15.97
▶ 5000	3	Daniel JACKSON	SR-4	13:59.05cA	14:18.77	2/3	16	2.51	18.51
▶ H60m	6	Asa STAVEN	SR-4	8.16cA	7.61(55)	1/27	10	0.95	10.95
▶ H60m	8	Slater POWELL	SO-2	8.18cA	7.63(55)	1/27	8	0.84	8.84
▶ DMR	4	Grosvenor, Melone, Jarvi, Turner		10:01.31cA	10:09.39	2/3	14	2.99	16.99
▶ HJ	7	Asa STAVEN	SR-4	2.08m	6-9¾	2/3	9	1.01	10.01
▶ LJ	8	Asa STAVEN	SR-4	7.14m	23-5¾	1/27	8	0.82	8.82
▶ SP	1	Trevor GILREATH	SO-2	17.16m	56-3¾	1/27	20	2.90	22.90
▶ HEPT	1	Asa STAVEN	SR-4	5,691	2/3	20	3.92	23.92	
▶ HEPT	2	Jeff MOHL	JR-3	5,521	1/9	18	2.99	20.99	

Team Total 230.35

6



## Colorado State

Mountain West Conference

▼ 1

141

Event	Rank	Athlete	Yr	Mark	Date	Pl. Pts.	Bonus	TOTAL	
▶ 800m	5	Alex BALSIGER	SO-2	1:50.83cA OT	1:52.14	1/28	12	1.52	13.52
▶ Mile	6	Alex BALSIGER	SO-2	4:07.29cA	4:12.80	1/20	10	0.96	10.96
▶ H60m	4	Trevor BROWN	SO-2	8.01	2/3	14	1.80	15.80	
▶ H60m	6	Kelby DIAS	JR-3	8.16cA	8.12	1/28	10	0.95	10.95
▶ 4x400	6	Browning, Lynass, Brown, Monson		3:18.22	2/3	10	1.05	11.05	
▶ TJ	5	Scotty OWENS	FR-1	14.80m	48-6¾	1/28	12	1.51	13.51
▶ TJ	7	Trey RICHARDSON	FR-1	14.58m	47-10	1/20	9	1.12	10.12
▶ WT	3	Ken HARRIMAN	SO-2	19.14m	62-9¾	1/28	16	3.12	19.12
▶ WT	8	Alec POTT	SO-2	17.98m	59-0	1/20	8	0.95	8.95

Team Total 192.02



# 2012 Indoor Track & Field, Week #3

Only those regionally ranked in top eight are shown

## MEN - Mountain

**7**  **Southern Utah** ▲ 2  
The Summit League 31

Event	Rank	Athlete	Yr	Mark	Date	Pl. Pts.	Bonus	TOTAL
▶ 800m	6	Cameron LEVINS	SR-4	1:50.94cA OT 1:52.18	1/14	10	1.43	11.43
▶ Mile	3	Austin WEST	FR-1	4:04.23cA 4:09.67	2/3	16	1.92	17.92
▶ 3000	1	Cameron LEVINS	SR-4	7:48.25 OT	1/27	20	4.15	24.15
▶ 5000	2	Cameron LEVINS	SR-4	13:42.90 OT	1/27	18	3.33	21.33
▶ 5000	4	Nate JEWKES	SO-2	14:21.42 OT	1/27	14	1.63	15.63
▶ 5000	6	Austin WEST	FR-1	14:32.18 OT	1/27	10	1.29	11.29
▶ DMR	1	Antzcak, Keller, Eborn, West		9:54.80cA 10:03.94	2/3	20	6.78	26.78
▶ LJ	4	Kyle KOPP	SR-4	7.20m 23-7½	1/14	14	1.10	15.10
▶ SP	6	Chris JOHNSON	SO-2	16.56m 54-4	2/3	10	1.46	11.46

**Team Total 176.40**

**8**  **New Mexico** ▼ 1  
Mountain West Conference 77

Event	Rank	Athlete	Yr	Mark	Date	Pl. Pts.	Bonus	TOTAL
▶ 60m	5	Beejay LEE	FR-1	6.83cA 6.81	1/27	12	1.55	13.55
▶ 800m	3	Gabe ARAGON	SO-2	1:50.34cA 1:50.96	2/3	16	1.92	17.92
▶ H60m	5	De'Vron WALKER	JR-3	8.07cA 8.05	2/3	12	1.46	13.46
▶ PV	4	Logan PFLIBSEN	SO-2	5.24m 17-2¼	2/3	14	1.96	15.96
▶ PV	7	Robert WARENSJO	JR-3	5.07m 16-7½	1/27	9	0.90	9.90
▶ LJ	3	Kendall SPENCER	SO-2	7.49m 24-7	1/20	16	2.57	18.57
▶ TJ	1	Floyd ROSS	FR-1	15.56m 51-¾	1/27	20	3.36	23.36
▶ HEPT	3	Richard YORK	JR-3	5,424	1/28	16	2.45	18.45

**Team Total 163.18**

**9**  **Utah Valley** ▼ 1  
Great West Conference 141

Event	Rank	Athlete	Yr	Mark	Date	Pl. Pts.	Bonus	TOTAL
▶ 60m	2	Allah LARYEA-AKRONG	JR-3	6.81cA 6.79	1/13	18	1.85	19.85
▶ 200m	1	Allah LARYEA-AKRONG	JR-3	21.44	1/21	20	2.45	22.45
▶ 800m	8	Tim ROWBERRY	SR-4	1:51.19cA 1:51.72	1/13	8	1.23	9.23
▶ Mile	4	Josh MCCABE	JR-3	4:06.14cA OT 4:11.07	1/5	14	1.28	15.28
▶ 4x400	7	Weaver, Brydson, Rowberry, Burningham		3:18.36	1/21	8	1.01	9.01
▶ LJ	4	Michael MCPHERSON	SO-2	7.20m 23-7½	1/5	14	1.10	15.10
▶ HEPT	5	Michael MCPHERSON	SO-2	5,112	1/28	12	1.17	13.17

**Team Total 127.81**

**10**  **UTEP** ▲ 5  
Conference USA 141

Event	Rank	Athlete	Yr	Mark	Date	Pl. Pts.	Bonus	TOTAL
▶ 60m	1	Anthony WRIGHT	JR-3	6.78	2/3	20	2.31	22.31
▶ 200m	8	Anthony WRIGHT	JR-3	21.91	2/3	8	0.76	8.76
▶ Mile	8	Elkana ROTICH	JR-3	4:07.92cA 4:13.44	1/20	8	0.82	8.82
▶ 3000	7	Anthony ROTICH	FR-1	8:10.15	2/3	9	1.04	10.04
▶ 5000	7	Solomon GARDEA	JR-3	14:32.74	2/3	9	1.27	10.27
▶ 4x400	5	Adeniyani, Mitchell, Hamm, Kock		3:16.75cA 3:16.31	1/20	12	1.51	13.51
▶ SP	2	Matt DUDLEY	SR-4	16.95m 55-7½	1/14	18	2.35	20.35

**Team Total 108.59**

**11**  **Utah State** unch  
Western Athletic Conference 141

Event	Rank	Athlete	Yr	Mark	Date	Pl. Pts.	Bonus	TOTAL
▶ 60m	8	Silas PIMENTEL	JR-3	6.85	2/4	8	1.24	9.24
▶ 200m	4	Silas PIMENTEL	JR-3	21.55cA 21.48	1/20	14	2.00	16.00
▶ 200m	7	Nic BOWENS	FR-1	21.88cA 21.81	1/20	9	0.84	9.84
▶ SP	5	Joe CANAVAN	SR-4	16.61m 54-6	1/20	12	1.55	13.55
▶ WT	4	Bryce HALL	SO-2	18.49m 60-8	1/20	14	1.84	15.84

**Team Total 99.97**

**12**  **Colorado** ▼ 2  
Pacific-12 Conference 87

Event	Rank	Athlete	Yr	Mark	Date	Pl. Pts.	Bonus	TOTAL
▶ 60m	2	Joe MORRIS	JR-3	6.81cA 6.77	1/28	18	1.85	19.85
▶ 200m	2	Joe MORRIS	JR-3	21.53cA OT 21.41	1/28	18	2.08	20.08
▶ 200m	8	Shaw GIFFORD	SO-2	21.91cA OT 21.79	1/28	8	0.76	8.76
▶ HJ	3	Mark JONES	FR-1	2.15m 7-¾	1/28	16	2.34	18.34

**Team Total 97.55**

**13**  **Wyoming** ▲ 1  
Mountain West Conference 135

Event	Rank	Athlete	Yr	Mark	Date	Pl. Pts.	Bonus	TOTAL
▶ WT	1	Joe PLANTE	SR-4	19.56m 64-2¼	12/2	20	4.19	24.19
▶ WT	5	Mark SPARKS	JR-3	18.22m 59-9½	12/9	12	1.37	13.37
▶ WT	7	Dalton SYBRANT	SO-2	18.00m 59-¾	1/28	9	0.99	9.99

**Team Total 74.19**



## 2012 Indoor Track &amp; Field, Week #3

Only those regionally ranked in top eight are shown

## MEN - Mountain

14



## Northern Colorado

▼ 1

Big Sky Conference

141

Event	Rank	Athlete	Yr	Mark	Date	Pl. Pts.	Bonus	TOTAL
▶ 60m	4	Evan TAYLOR	JR-3	6.82cA 6.80	1/20	14	1.70	15.70
▶ 200m	2	Evan TAYLOR	JR-3	21.53cA OT 21.41	1/28	18	2.08	20.08
▶ H60m	8	Cory ENGEL	SO-2	8.18cA 7.61(55)	12/2	8	0.84	8.84

Team Total 66.79

15



## Idaho State

▼ 3

Big Sky Conference

99

Event	Rank	Athlete	Yr	Mark	Date	Pl. Pts.	Bonus	TOTAL
▶ 4x400	8	Neibauer, Henderson, Lish, Sorensen		3:18.44cA 3:18.00	1/20	6	0.99	6.99
▶ PV	6	Michael ARNOLD	JR-3	5.20m 17-¾	1/27	10	1.71	11.71
▶ HEPT	8	Justin CRITSER	SO-2	5,046	1/13	8	0.92	8.92

Team Total 61.77

16



## Weber State

unch

Big Sky Conference

141

Event	Rank	Athlete	Yr	Mark	Date	Pl. Pts.	Bonus	TOTAL
▶ WT	6	Zach PARRY	SR-4	18.10m 59-4¾	1/27	10	1.16	11.16

Team Total 38.96

17



## Montana

unch

Big Sky Conference

141

Event	Rank	Athlete	Yr	Mark	Date	Pl. Pts.	Bonus	TOTAL
▶ HJ	5	Lee HARDT	FR-1	2.09m 6-10¾	2/3	12	1.18	13.18

Team Total 33.40



# 2012 Indoor Track & Field, Week #3

Only those regionally ranked in top eight are shown

## MEN - Northeast

1				Cornell		Ivy League		▲ 1		65	
Event	Rank	Athlete	Yr	Mark	Date	Pl. Pts.	Bonus	TOTAL			
▶ 60m	3	Chris BAIN	SO-2	6.82	12/3	16	1.44	17.44			
▶ 800m	2	Nick WADE	JR-3	1:50.47	2/4	18	2.08	20.08			
▶ H60m	5	Dan HAGBERG	SR-4	8.00	1/28	12	1.45	13.45			
▶ 4x400	2	Admirand, Wade, Olloqui, Freitas		3:15.62	2/4	18	2.82	20.82			
▶ HJ	1	Montez BLAIR	SO-2	2.22m	7-3¼	12/3	20	4.00	24.00		
▶ HJ	5	Chris ARLINGHAUS	SR-4	2.10m	6-10¾	2/4	12	1.45	13.45		
▶ HJ	7	Tommy BUTLER	SO-2	2.08m	6-9¾	1/6	9	1.15	10.15		
▶ PV	6	Peter ROACH	SO-2	4.85m	15-11	1/28	10	1.11	11.11		
▶ PV	7	Josh CUSICK	SR-4	4.80m	15-9	1/21	9	0.79	9.79		
▶ PV	7	David KIM	SO-2	4.80m	15-9	1/21	9	0.79	9.79		
▶ LJ	4	Steven BELL	SO-2	7.43m	24-4½	1/21	14	2.06	16.06		
▶ TJ	3	Steven BELL	SO-2	14.84m	48-8¾	12/3	16	2.32	18.32		
▶ TJ	5	Dan SCOTT	SO-2	14.70m	48-2¾	12/3	12	1.61	13.61		
▶ SP	3	Stephen MOZIA	FR-1	18.21m	59-9	1/28	16	2.22	18.22		
▶ SP	6	Bob BELDEN	SR-4	17.57m	57-7¾	12/3	10	1.39	11.39		
▶ WT	6	Bob BELDEN	SR-4	17.88m	58-8	2/4	10	1.35	11.35		
▶ HEPT	1	Nick HUBER	SR-4	5,550	2/4	20	5.23	25.23			
▶ HEPT	2	Josh CUSICK	SR-4	5,328	1/21	18	3.40	21.40			
▶ HEPT	4	Vince FORMICA	SR-4	5,145	1/21	14	1.89	15.89			
▶ HEPT	7	Chris RYAN	SR-4	4,971	1/21	9	0.91	9.91			
<b>Team Total</b>								<b>355.58</b>			

2				Connecticut		BIG EAST Conference		▼ 1		74	
Event	Rank	Athlete	Yr	Mark	Date	Pl. Pts.	Bonus	TOTAL			
▶ 60m	3	Darnell CUMMINGS	SO-2	6.82	2/4	16	1.44	17.44			
▶ 200m	6	Darnell CUMMINGS	SO-2	21.81	2/4	10	1.11	11.11			
▶ 800m	5	Tim BENNATAN	JR-3	1:51.12	2/4	12	1.61	13.61			
▶ 800m	8	Alex BENNATAN	JR-3	1:51.93	2/4	8	1.02	9.02			
▶ Mile	6	Joe CLARK	JR-3	4:03.25	1/20	10	1.24	11.24			
▶ H60m	6	Selwyn MAXWELL	FR-1	8.04	1/20	10	1.24	11.24			
▶ 4x400	5	Dailey, Twombly, Whyte, DeSalvo		3:17.44	1/14	12	1.66	13.66			
▶ DMR	5	Clark, Dailey, Bennatan, Johnson		9:58.86	2/4	12	1.60	13.60			
▶ HJ	2	Noel JAMES	JR-3	2.21m	7-3	2/4	18	3.77	21.77		
▶ PV	1	Kyle DUGGAN	SR-4	5.18m	17-0	1/27	20	3.91	23.91		
▶ PV	4	Cory DUGGAN	SO-2	4.95m	16-2¾	1/20	14	1.75	15.75		
▶ PV	7	Matt ALEXANDER	SR-4	4.80m	15-9	1/20	9	0.79	9.79		
▶ LJ	1	Amanze WILLIAMS	FR-1	7.61m	24-11¾	1/7	20	3.62	23.62		
▶ SP	7	Mike ALLEMAN	SR-4	17.54m	57-6¾	1/14	9	1.36	10.36		
▶ WT	2	Joshua FABOYEDE	JR-3	18.59m	61-0	2/4	18	2.47	20.47		
▶ HEPT	5	Jake WARUCH	JR-3	5,078	1/12	12	1.51	13.51			
<b>Team Total</b>								<b>296.31</b>			

3				Boston University		America East Conference		▲ 1		75	
Event	Rank	Athlete	Yr	Mark	Date	Pl. Pts.	Bonus	TOTAL			
▶ 200m	2	R.J. PAGE	JR-3	21.34	1/27	18	3.02	21.02			
▶ 400m	1	Joel SENICK	SR-4	47.65	1/27	20	3.51	23.51			
▶ 400m	2	Stephen VITALE	SO-2	48.59	1/19	18	1.74	19.74			
▶ 800m	4	Stuart ROSS	FR-1	1:51.10	1/27	14	1.62	15.62			
▶ Mile	2	Rich PETERS	SO-2	4:00.13	1/19	18	2.20	20.20			
▶ 5000	3	Robert GIBSON	JR-3	14:14.85	1/27	16	2.15	18.15			
▶ 4x400	1	Vitale, Ross, Latty, Senick		3:13.78	1/27	20	4.01	24.01			
<b>Team Total</b>								<b>164.45</b>			



## 2012 Indoor Track &amp; Field, Week #3

Only those regionally ranked in top eight are shown

## MEN - Northeast

4



Rhode Island

Atlantic 10 Conference

▼ 1

141

Event	Rank	Athlete	Yr	Mark	Date	Pl. Pts.	Bonus	TOTAL	
▶ 400m	3	Jalen YOUNG	FR-1	48.62cf	49.22	2/4	16	1.69	17.69
▶ 400m	6	Anthony DAVIDSON	SO-2	48.86cf	49.46	1/14	10	1.25	11.25
▶ 4x400	3	Boonham, Lakeman, Seaton, Davidson		3:16.61	1/27	16	2.19	18.19	
▶ PV	7	James STRAWDERMAN	SO-2	4.80m	15-9	1/14	9	0.79	9.79
▶ TJ	1	Ronald WOODLEY	JR-3	14.99m	49-2¼	2/4	20	3.09	23.09
▶ WT	1	Thaddeus KUSIAK	JR-3	19.28m	63-3¼	1/14	20	3.85	23.85
▶ WT	3	William JANES	JR-3	18.53m	60-9½	1/27	16	2.35	18.35

Team Total 160.23

5



Syracuse

BIG EAST Conference

▲ 2

36

Event	Rank	Athlete	Yr	Mark	Date	Pl. Pts.	Bonus	TOTAL	
▶ 60m	7	Jaquan HOLLAND	SO-2	6.84	1/21	9	1.16	10.16	
▶ 200m	4	Jaquan HOLLAND	SO-2	21.64	2/3	14	1.79	15.79	
▶ 3000	7	Martin HEHIR	FR-1	8:06.63	1/27	9	1.05	10.05	
▶ 5000	4	Andrew PALMER	FR-1	14:21.28	1/27	14	1.52	15.52	
▶ H60m	1	Jarret EATON	SR-4	7.49	1/27	20	5.59	25.59	
▶ H60m	2	Amadou GUEYE	JR-3	7.89	1/27	18	2.30	20.30	
▶ LJ	5	Frank TAYLOR	JR-3	7.32m	24-¼	1/27	12	1.40	13.40

Team Total 130.71

6



Iona

Metro Atlantic Athletic Conference

▲ 7

25

Event	Rank	Athlete	Yr	Mark	Date	Pl. Pts.	Bonus	TOTAL
▶ Mile	8	Leonard KORIR	SR-4	4:03.57	1/14	8	1.14	9.14
▶ 3000	1	Leonard KORIR	SR-4	7:54.59	1/27	20	2.75	22.75
▶ 3000	4	Mitch GOOSE	SR-4	7:58.11	1/27	14	2.16	16.16
▶ 3000	6	Matt BAYLEY	JR-3	8:04.59	1/27	10	1.27	11.27
▶ 5000	1	Alexander SODERBERG	SR-4	14:07.07	1/27	20	2.92	22.92
▶ 5000	8	Craig MURPHY	JR-3	14:29.90	2/3	8	0.90	8.90
▶ DMR	1	Bayley, Goose, Lindsay, Kochanek		9:48.78	2/3	20	3.25	23.25

Team Total 129.68

7



Long Island

Northeast Conference

▼ 2

117

Event	Rank	Athlete	Yr	Mark	Date	Pl. Pts.	Bonus	TOTAL	
▶ 60m	1	Nickolei MAHLUNG	JR-3	6.73	2/3	20	2.70	22.70	
▶ 400m	5	Robert BARNES	SR-4	48.72	1/26	12	1.50	13.50	
▶ H60m	8	Brian RICHARDS	JR-3	8.14	1/20	8	0.74	8.74	
▶ 4x400	6	Welch, Barnes, Williamson, Roberts		3:17.82	1/20	10	1.42	11.42	
▶ LJ	3	Brian RICHARDS	JR-3	7.50m	24-7¼	1/26	16	2.67	18.67
▶ TJ	2	Wilmot STUBBLEFIELD	JR-3	14.97m	49-1¼	1/13	18	2.99	20.99
▶ TJ	6	Amire SOLOMON	SR-4	14.67m	48-1¼	1/26	10	1.49	11.49

Team Total 128.99

8



Columbia

Ivy League

▲ 6

91

Event	Rank	Athlete	Yr	Mark	Date	Pl. Pts.	Bonus	TOTAL	
▶ Mile	7	Adam BEHNKE	JR-3	4:03.43	2/3	9	1.18	10.18	
▶ 5000	2	Mike MURPHY	JR-3	14:11.18	1/27	18	2.51	20.51	
▶ 4x400	4	Boyd, Love, Miner, Kovalczyk		3:17.14	2/3	14	1.85	15.85	
▶ DMR	3	Everett, Boyd, Claflin, Jones		9:50.87	2/3	16	2.88	18.88	
▶ WT	5	Duncan DICKERSON	SO-2	18.15m	59-6¼	1/28	12	1.72	13.72

Team Total 126.38

9



Albany

America East Conference

▼ 3

141

Event	Rank	Athlete	Yr	Mark	Date	Pl. Pts.	Bonus	TOTAL	
▶ 400m	8	Jonathan SANTANA	JR-3	49.00	2/3	8	0.99	8.99	
▶ Mile	3	Paul LAGNO	SR-4	4:01.86	2/3	16	1.67	17.67	
▶ 4x400	8	Abara, Santana, Subran, Rowell		3:18.20	1/14	6	1.19	7.19	
▶ HJ	3	Alexander BOWEN	FR-1	2.14m	7-¼	1/14	16	2.21	18.21
▶ PV	2	Alfonso SCANNAPIECO	SO-2	5.10m	16-8¼	1/20	18	3.16	21.16
▶ HEPT	8	Alfonso SCANNAPIECO	SO-2	4,956	1/6	8	0.82	8.82	


Team Total 118.76




## 2012 Indoor Track &amp; Field, Week #3

Only those regionally ranked in top eight are shown


## MEN - Northeast

**10**  **Buffalo** ▼ 1  
Mid-American Conference 72


Event	Rank	Athlete	Yr	Mark	Date	Pl. Pts.	Bonus	TOTAL
▶ 60m	2	Miles LEWIS	JR-3	6.80	1/21	18	1.72	19.72
▶ 200m	5	Miles LEWIS	JR-3	21.67	2/4	12	1.67	13.67
▶ HJ	8	Tomarris BELL	JR-3	2.05m	6-8 $\frac{1}{2}$	2/4	8	8.69
▶ TJ	7	Austin PRICE	FR-1	14.62m	47-11 $\frac{1}{2}$	2/4	9	10.32
▶ SP	1	Robert GOLABEK	SR-4	19.26m	63-2 $\frac{1}{2}$	1/14	20	23.96
<b>Team Total</b>								<b>113.50</b>

**13**  **Providence** ▼ 3  
BIG EAST Conference 39


Event	Rank	Athlete	Yr	Mark	Date	Pl. Pts.	Bonus	TOTAL
▶ 800m	3	Julian MATTHEWS	SR-4	1:50.83	1/22	16	1.82	17.82
▶ Mile	1	David MCCARTHY	SR-4	3:55.75	1/27	20	3.60	23.60
▶ Mile	4	Julian MATTHEWS	SR-4	4:02.08	1/27	14	1.60	15.60
▶ 3000	3	David MCCARTHY	SR-4	7:56.76	1/22	16	2.39	18.39
▶ 3000	8	Shane QUINN	FR-1	8:06.73	1/27	8	1.04	9.04
<b>Team Total</b>								<b>86.87</b>

**11**  **Manhattan** ▼ 3  
Metro Atlantic Athletic Conference 129


Event	Rank	Athlete	Yr	Mark	Date	Pl. Pts.	Bonus	TOTAL	
▶ PV	4	Brian MCGOVERN	JR-3	4.95m	16-2 $\frac{1}{2}$	1/26	14	1.75	15.75
▶ LJ	2	Albert JOHNSON	SR-4	7.52m	24-8 $\frac{1}{2}$	1/20	18	2.84	20.84
▶ TJ	8	Trevell MOXEY	FR-1	14.49m	47-6 $\frac{1}{2}$	1/26	8	0.87	8.87
▶ SP	5	Colin QUIRKE	JR-3	17.68m	58- $\frac{1}{2}$	12/9	12	1.52	13.52
▶ WT	4	Roman EWALD	SR-4	18.20m	59-8 $\frac{1}{2}$	2/3	14	1.79	15.79
▶ HEPT	6	Felix SILJEBACK-LARSEN	JR-3	4,990		12/9	10	1.02	11.02
<b>Team Total</b>								<b>103.35</b>	

**14**  **Central Connecticut St** ▼ 2  
Northeast Conference 127


Event	Rank	Athlete	Yr	Mark	Date	Pl. Pts.	Bonus	TOTAL	
▶ 60m	3	Aaron RADDEN	JR-3	6.82c	6.36(55)	1/7	16	1.44	17.44
▶ 200m	1	Aaron RADDEN	JR-3	21.32		1/27	20	3.10	23.10
▶ 5000	6	Sam ALEXANDER	SR-4	14:26.02		1/27	10	1.15	11.15
▶ DMR	7	Schmid, Farrington, Waterbury, Delbene		10:03.09		2/3	8	1.12	9.12
<b>Team Total</b>								<b>82.06</b>	

**12**  **Harvard** ▼ 1  
Ivy League 125

Event	Rank	Athlete	Yr	Mark	Date	Pl. Pts.	Bonus	TOTAL	
▶ 60m	6	Damani WILSON	SO-2	6.83	2/3	10	1.30	11.30	
▶ H60m	7	Jarvis HARRIS	FR-1	8.11	2/3	9	0.89	9.89	
▶ DMR	8	Cotton, Homer, Wilson, Milechman		10:04.51c	10:06.01(440)	2/3	6	0.96	6.96
▶ PV	3	Nico WEILER	JR-3	5.00m	16-4 $\frac{1}{2}$	1/28	16	2.22	18.22
▶ SP	4	Ben GLAUSER	FR-1	18.07m	59-3 $\frac{1}{2}$	1/28	14	1.98	15.98
▶ SP	8	Dustin BRODE	SO-2	17.22m	56-6	2/3	8	0.99	8.99
<b>Team Total</b>								<b>100.35</b>	

**15**  **Fordham** ▲ 1  
Atlantic 10 Conference 141

Event	Rank	Athlete	Yr	Mark	Date	Pl. Pts.	Bonus	TOTAL	
▶ 400m	7	Sean ATKINSON	JR-3	48.97cf	49.57	2/4	9	1.05	10.05
▶ 800m	5	Kevin FITZGERALD	SR-4	1:51.12		2/3	12	1.61	13.61
▶ 800m	7	John COSGROVE	JR-3	1:51.66		2/3	9	1.21	10.21
▶ 4x400	7	Delligatti, Rossi, Collins, Atkinson		3:18.07		1/26	8	1.27	9.27
▶ DMR	4	Polo, Atkinson, Cosgrove, Fitzgerald		9:53.41		2/3	14	2.43	16.43
▶ HJ	5	David FAJOYOMI	SO-2	2.10m	6-10 $\frac{1}{2}$	1/26	12	1.45	13.45
<b>Team Total</b>								<b>79.51</b>	

**16**  **Army** ▲ 3  
Patriot League 141


Event	Rank	Athlete	Yr	Mark	Date	Pl. Pts.	Bonus	TOTAL	
▶ HJ	3	Thomas WAGNER	SR-4	2.14m	7- $\frac{1}{2}$	1/14	16	2.21	18.21
▶ PV	7	Justin HARRIS	JR-3	4.80m	15-9	1/14	9	0.79	9.79
<b>Team Total</b>								<b>72.62</b>	




# 2012 Indoor Track & Field, Week #3

Only those regionally ranked in top eight are shown


## MEN - Northeast

**17**  **Dartmouth** ▼ **2**  
Ivy League **141**

Event	Rank	Athlete	Yr	Mark	Date	Pl. Pts.	Bonus	TOTAL
▶ 5000	5	Adam DOHERTY	JR-3	14:21.72	1/27	12	1.48	13.48
▶ 5000	7	Jon GAULT	JR-3	14:27.09	1/27	9	1.08	10.08
<b>Team Total</b>								<b>63.27</b>

**18**  **Sacred Heart** ▼ **1**  
Northeast Conference **103**


Event	Rank	Athlete	Yr	Mark	Date	Pl. Pts.	Bonus	TOTAL
▶ H60m	3	Bertyny JEAN-LOUIS	SR-4	7.92	12/10	16	2.06	18.06
▶ H60m	4	Jeremy ROSADO	JR-3	7.98	1/14	14	1.60	15.60
▶ DMR	2	Houghtalen, Lyhne, Peterson, Lusignan		9:49.84	1/27	18	3.06	21.06
<b>Team Total</b>								<b>62.70</b>

**19**  **Binghamton** ▲ **2**  
America East Conference **113**


Event	Rank	Athlete	Yr	Mark	Date	Pl. Pts.	Bonus	TOTAL
▶ 800m	1	Erik VAN INGEN	SR-4	1:49.70	2/4	20	2.66	22.66
▶ 3000	2	Erik VAN INGEN	SR-4	7:56.21	1/27	18	2.48	20.48
<b>Team Total</b>								<b>61.56</b>

**20**  **Brown** ▼ **2**  
Ivy League **141**


Event	Rank	Athlete	Yr	Mark	Date	Pl. Pts.	Bonus	TOTAL
▶ 60m	8	John SPOONEY	SO-2	6.85	1/14	8	1.03	9.03
▶ 200m	3	John SPOONEY	SO-2	21.59	1/27	16	1.99	17.99
▶ 3000	5	Dan LOWRY	SR-4	8:02.40	1/27	12	1.51	13.51
<b>Team Total</b>								<b>56.49</b>

**21**  **New Hampshire** ▲ **1**  
America East Conference **110**


Event	Rank	Athlete	Yr	Mark	Date	Pl. Pts.	Bonus	TOTAL
▶ SP	2	Brice PAEY	SR-4	18.29m	60-¼ 2/4	18	2.35	20.35
<b>Team Total</b>								<b>37.43</b>

**22**  **Maine** ▲ **2**  
America East Conference **141**


Event	Rank	Athlete	Yr	Mark	Date	Pl. Pts.	Bonus	TOTAL
▶ TJ	4	Trevor ENGLAND	SR-4	14.76m	48-5¼ 1/14	14	1.92	15.92
▶ WT	7	Wilson ADAMS	SO-2	17.79m	58-4¼ 12/9	9	1.23	10.23
<b>Team Total</b>								<b>29.55</b>

**23**  **Colgate** unch  
Patriot League **141**


Event	Rank	Athlete	Yr	Mark	Date	Pl. Pts.	Bonus	TOTAL
▶ 200m	8	Grahm TOOKER	SR-4	21.92	1/19	8	0.82	8.82
▶ 400m	4	Grahm TOOKER	SR-4	48.68	1/19	14	1.58	15.58
<b>Team Total</b>								<b>27.58</b>

**24**  **Stony Brook** ▲ **1**  
America East Conference **141**

Event	Rank	Athlete	Yr	Mark	Date	Pl. Pts.	Bonus	TOTAL
▶ 200m	7	Lamar HAYES	FR-1	21.83cf	22.23 1/20	9	1.06	10.06
▶ LJ	8	Terry MARTIN	FR-1	7.24m	23-9 12/8	8	0.93	8.93
<b>Team Total</b>								<b>24.59</b>

**25**  **Yale** ▼ **5**  
Ivy League **141**

Event	Rank	Athlete	Yr	Mark	Date	Pl. Pts.	Bonus	TOTAL
<b>Team Total</b>								<b>20.97</b>

**26**  **UMass** unch  
Atlantic 10 Conference **141**

Event	Rank	Athlete	Yr	Mark	Date	Pl. Pts.	Bonus	TOTAL
▶ LJ	5	Zachary KONCKI	SR-4	7.32m	24-¾ 1/27	12	1.40	13.40
<b>Team Total</b>								<b>16.71</b>



# 2012 Indoor Track & Field, Week #3


Only those regionally ranked in top eight are shown

## MEN - Northeast

**27**  **Boston College** **unch**  
Atlantic Coast Conference 141

Event	Rank	Athlete	Yr	Mark	Date	Pl. Pts.	Bonus	TOTAL
DMR	6	Fedor, Hennessy, MacDonald, Serafini		9:59.07	2/3	10	1.58	11.58

**Team Total** **14.57**

**28**  **Wagner** **unch**  
Northeast Conference 141

**Team Total** **7.27**

**29**  **Vermont** **unch**  
America East Conference

**Team Total** **3.70**

**30**  **Marist** **unch**  
Metro Atlantic Athletic Conference

**Team Total** **0.82**



# 2012 Indoor Track & Field, Week #3

Only those regionally ranked in top eight are shown

## MEN - South

1

### Florida

Southeastern Conference

unch

2

Event	Rank	Athlete	Yr	Mark	Date	Pl. Pts.	Bonus	TOTAL	
▶ 60m	3	Jeff DEMPS	JR-3	6.59	2/3	16	2.10	18.10	
▶ 400m	5	Jr, Hugh GRAHAM	FR-1	47.46	1/27	12	1.58	13.58	
▶ 400m	6	Tony MCQUAY	JR-3	47.60	2/3	10	1.33	11.33	
▶ 800m	1	Sean OBINWA	SO-2	1:47.22	1/27	20	4.19	24.19	
▶ 800m	6	Tyler CARDILLO	FR-1	1:51.50	1/14	10	1.11	11.11	
▶ 800m	7	John MITCHELL	JR-3	1:51.54	1/14	9	1.08	10.08	
▶ 3000	4	Jimmy CLARK	FR-1	8:17.07	1/27	14	1.64	15.64	
▶ 3000	5	Josh IZEWSKI	JR-3	8:19.40	1/27	12	1.25	13.25	
▶ H60m	1	Eddie LOVETT	SO-2	7.72	2/3	20	3.26	23.26	
▶ H60m	8	William WYNNE	JR-3	7.97	1/27	8	0.98	8.98	
▶ 4x400	4	Graham, Jr, Dukes, Obinwa, Toppin		3:12.34	2/3	14	2.07	16.07	
▶ DMR	1	Cardillo, Graham, Jr, Obinwa, Mizereck		9:38.95	1/27	20	5.20	25.20	
▶ HJ	3	Dwight BARBIASZ	SR-4	2.23m	7-3/4	2/3	16	2.44	18.44
▶ HJ	5	Frankie HAMMOND	SR-4	2.18m	7-1/4	2/3	12	1.56	13.56
▶ PV	8	Max LANG	JR-3	5.10m	16-8/8	2/3	8	0.90	8.90
▶ LJ	2	Marquis DENDY	FR-1	7.69m	25-2/4	2/3	18	2.81	20.81
▶ LJ	3	Gray HORN	SR-4	7.66m	25-1/4	1/14	16	2.56	18.56
▶ LJ	6	Omar CRADDOCK	JR-3	7.49m	24-7	1/27	10	1.42	11.42
▶ TJ	1	Omar CRADDOCK	JR-3	16.34m	53-7/8	2/3	20	3.83	23.83
▶ SP	1	Kemal MESIC	SR-4	20.31m	66-7/8	1/27	20	4.13	24.13
▶ WT	1	Jeremy POSTIN	JR-3	21.31m	69-11	1/22	20	3.75	23.75
▶ WT	2	David TRIASSI	JR-3	20.77m	68-1/4	2/3	18	3.11	21.11
▶ HEPT	1	Gray HORN	SR-4	5,971	1/27	20	3.50	23.50	
<b>Team Total</b>								<b>448.22</b>	

2

### Georgia

Southeastern Conference

unch

22

Event	Rank	Athlete	Yr	Mark	Date	Pl. Pts.	Bonus	TOTAL	
▶ 200m	2	Torrin LAWRENCE	SR-4	21.12	2/3	18	2.09	20.09	
▶ 200m	3	Waymon STOREY	SO-2	21.26	2/3	16	1.51	17.51	
▶ 200m	6	Eric HARRIS	JR-3	21.30	1/28	10	1.34	11.34	
▶ 400m	1	Torrin LAWRENCE	SR-4	46.89	1/28	20	2.60	22.60	
▶ 4x400	2	Foster, Storey, Branch, Lawrence		3:09.88	2/3	18	3.23	21.23	
▶ HJ	8	Cory HOLMAN	SR-4	2.14m	7-1/4	1/13	8	0.98	8.98
▶ PV	8	Cameron MEYER	FR-1	5.10m	16-8/8	2/3	8	0.90	8.90
▶ TJ	4	Aaron LAGARDE	SR-4	15.74m	51-7/8	1/27	14	1.85	15.85
▶ SP	5	Caleb WHITENER	SO-2	18.04m	59-2/4	2/3	12	1.54	13.54
▶ WT	3	Justin WELCH	SO-2	20.62m	67-8	2/3	16	2.93	18.93
▶ WT	7	Caleb WHITENER	SO-2	18.47m	60-7/8	2/3	9	1.07	10.07
▶ HEPT	2	Cory HOLMAN	SR-4	5,809	1/27	18	3.05	21.05	
▶ HEPT	3	Michael AYERS	SR-4	5,476	1/27	16	2.11	18.11	
▶ HEPT	4	Garrett SCANTLING	FR-1	5,380	1/27	14	1.88	15.88	
<b>Team Total</b>								<b>296.92</b>	

3

### Auburn

Southeastern Conference

unch

23

Event	Rank	Athlete	Yr	Mark	Date	Pl. Pts.	Bonus	TOTAL	
▶ 60m	1	Harry ADAMS	SO-2	6.55	1/21	20	2.61	22.61	
▶ 60m	6	Keenan BROCK	SO-2	6.63	2/3	10	1.59	11.59	
▶ 60m	8	Jeremy HARDY	JR-3	6.71	2/3	8	0.80	8.80	
▶ 200m	7	Marcus ROWLAND	JR-3	21.31	2/3	9	1.30	10.30	
▶ Mile	1	Niklas BUHNER	SO-2	4:08.93	1/21	20	2.38	22.38	
▶ 5000	1	Samuel MUELLER	SO-2	14:49.25	2/3	20	3.28	23.28	
▶ DMR	2	Grimster, Ferguson, Cooper, Sanders		9:56.34	2/3	18	3.07	21.07	
▶ HJ	5	DJ SMITH	SO-2	2.18m	7-1/4	2/3	12	1.56	13.56
▶ SP	2	Stephen SAENZ	SO-2	19.63m	64-5	2/3	18	3.35	21.35
▶ SP	6	Marcus POPENFOOSE	SO-2	17.61m	57-9/8	1/21	10	1.20	11.20
▶ WT	6	Stephen SAENZ	SO-2	18.54m	60-10	2/3	10	1.12	11.12
<b>Team Total</b>								<b>214.22</b>	



## 2012 Indoor Track &amp; Field, Week #3

Only those regionally ranked in top eight are shown

## MEN - South

4



## Mississippi State

Southeastern Conference

unch

18

Event	Rank	Athlete	Yr	Mark	Date	Pl. Pts.	Bonus	TOTAL	
▶ 60m	4	D'Angelo CHERRY	SR-4	6.60	2/3	14	1.97	15.97	
▶ 200m	1	Tavaris TATE	JR-3	20.93	2/3	20	2.90	22.90	
▶ 200m	8	Anthony BYNUM	FR-1	21.32	1/14	8	1.26	9.26	
▶ 400m	2	Daundre BARNABY	JR-3	46.94	2/3	18	2.51	20.51	
▶ 400m	3	Tavaris TATE	JR-3	47.18	12/7	16	2.08	18.08	
▶ 4x400	1	Harris, Barnaby, Tate, Wilder		3:08.50	2/3	20	3.89	23.89	
▶ DMR	8	Sanchez, Shoto, Hewitt, Johnson		10:22.94	1/12	6	0.79	6.79	
▶ HJ	1	James HARRIS	SO-2	2.27m	7-5½	2/3	20	3.30	23.30
▶ HJ	3	Marcus JACKSON	SO-2	2.23m	7-3¾	1/14	16	2.44	18.44
▶ SP	8	Ed WESELA	SR-4	17.47m	57-3¾	1/12	8	1.08	9.08
▶ HEPT	7	Tevarus CHRISTIAN	SR-4	4,947	1/25	9	1.02	10.02	

Team Total

201.10

5



## Florida State

Atlantic Coast Conference

▼ 2

6

Event	Rank	Athlete	Yr	Mark	Date	Pl. Pts.	Bonus	TOTAL	
▶ 60m	2	Kemar HYMAN	SR-4	6.56	1/21	18	2.49	20.49	
▶ 800m	2	Darrin GIBSON	JR-3	1:48.78	1/27	18	3.04	21.04	
▶ 800m	5	Pablo NAVARRETE	SR-4	1:51.47	1/27	12	1.13	13.13	
▶ 3000	1	David FORRESTER	JR-3	8:02.79	1/27	20	4.13	24.13	
▶ 3000	3	Seth PROCTOR	SR-4	8:16.65	1/27	16	1.71	17.71	
▶ H60m	6	Tremaine GRANT	JR-3	7.94	1/21	10	1.18	11.18	
▶ 4x400	7	O'Connor, Williams, Young, Newbold		3:13.42	1/27	8	1.57	9.57	
▶ LJ	4	Paul MADZIVIRE	SO-2	7.53m	24-8¾	1/27	14	1.64	15.64
▶ TJ	3	Phillip YOUNG	SO-2	15.87m	52-1	1/27	16	2.28	18.28
▶ SP	4	Michael PUTMAN	SR-4	18.28m	59-11½	1/27	14	1.79	15.79

Team Total

193.98

6



## Tennessee

Southeastern Conference

unch

94

Event	Rank	Athlete	Yr	Mark	Date	Pl. Pts.	Bonus	TOTAL	
▶ 400m	8	Varick TUCKER	SR-4	47.91	1/27	8	0.93	8.93	
▶ Mile	5	Chris BODARY	JR-3	4:10.38	2/3	12	1.81	13.81	
▶ 5000	2	Tom GILMARTIN	SR-4	14:56.44	2/3	18	2.72	20.72	
▶ 5000	6	Stephen DERLATH	FR-1	15:16.43	2/3	10	1.35	11.35	
▶ 4x400	6	Williams, Nelvis, Benson, Tucker		3:13.04	1/27	10	1.74	11.74	
▶ DMR	5	Bodary, Dailey, Kaiser, McCandless		10:11.17	1/27	12	1.67	13.67	
▶ PV	2	Chase BRANNON	SO-2	5.32m	17-5½	1/13	18	2.36	20.36
▶ PV	4	Tyler PORTER	SO-2	5.20m	17-¾	1/21	14	1.50	15.50
▶ PV	4	Robert RASNICK	SR-4	5.20m	17-¾	1/21	14	1.50	15.50
▶ LJ	8	Desmond BROWN	SR-4	7.42m	24-4¾	1/13	8	1.03	9.03
▶ SP	3	Matthew HOTY	FR-1	18.29m	60-¾	1/21	16	1.80	17.80
▶ WT	8	Drew THOMAS	JR-3	18.01m	59-1¼	1/27	8	0.68	8.68

Team Total

181.52

7



## Mississippi

Southeastern Conference

▼ 2

19

Event	Rank	Athlete	Yr	Mark	Date	Pl. Pts.	Bonus	TOTAL	
▶ 60m	5	Isiah YOUNG	SR-4	6.62	1/27	12	1.71	13.71	
▶ 60m	7	Michael GRANGER	JR-3	6.68	1/14	9	1.05	10.05	
▶ 200m	4	Isiah YOUNG	SR-4	21.28 OT	1/27	14	1.43	15.43	
▶ 4x400	3	Blanks, Word, Serrette, Griffin		3:12.23	1/14	16	2.12	18.12	
▶ HJ	2	Ricky ROBERTSON	JR-3	2.24m	7-4¾	1/21	18	2.66	20.66
▶ PV	4	Sam KENDRICKS	FR-1	5.20m	17-¾	1/21	14	1.50	15.50
▶ LJ	5	Caleb LEE	SR-4	7.52m	24-8¾	1/27	12	1.58	13.58
▶ LJ	7	Ricky ROBERTSON	JR-3	7.45m	24-5½	1/21	9	1.19	10.19
▶ TJ	5	Kentrell SANDERS	SO-2	15.47m	50-9¾	1/27	12	1.22	13.22
▶ TJ	7	Morris KERSH	JR-3	15.45m	50-8¾	1/27	9	1.17	10.17
▶ TJ	8	Ricky ROBERTSON	JR-3	15.43m	50-7¾	1/27	8	1.13	9.13

Team Total

167.25



# 2012 Indoor Track & Field, Week #3

Only those regionally ranked in top eight are shown

## MEN - South

8

### Georgia Tech

Atlantic Coast Conference

unch

132

Event	Rank	Athlete	Yr	Mark	Date	Pl. Pts.	Bonus	TOTAL
▶ 800m	4	Shawn ROBERTS	JR-3	1:51.23	2/3	14	1.30	15.30
▶ 800m	8	Rick SCHEFF	SR-4	1:51.65	2/3	8	1.01	9.01
▶ Mile	2	Eric POWERS	JR-3	4:09.34	2/3	18	2.22	20.22
▶ Mile	3	Alec CLIFFORD	SO-2	4:10.04 OT	1/27	16	1.95	17.95
▶ Mile	4	Jeremy GREENWALD	FR-1	4:10.13 OT	1/27	14	1.91	15.91
▶ Mile	8	Joseph STOWE	JR-3	4:12.34	2/3	8	1.07	9.07
▶ 3000	7	Shawn ROBERTS	JR-3	8:20.53 OT	1/13	9	1.06	10.06
▶ DMR	3	Roberts, Scheff, Clifford, Stowe		9:56.53	2/3	16	3.05	19.05
▶ PV	8	Nikita KIRILLOV	FR-1	5.10m 16-8½	2/3	8	0.90	8.90
<b>Team Total</b>								156.50

9

### Memphis

Conference USA

unch

92

Event	Rank	Athlete	Yr	Mark	Date	Pl. Pts.	Bonus	TOTAL
▶ Mile	7	James MAGLASANG	SO-2	4:12.06	1/20	9	1.17	10.17
▶ DMR	6	Wolf, Ender, Maat, Maglasang		10:13.28	1/12	10	1.51	11.51
▶ PV	2	Karlis PUJATS	SR-4	5.32m 17-5½	1/27	18	2.36	20.36
▶ HEPT	5	Marc KLASCHKA	FR-1	5,190	1/20	12	1.50	13.50
<b>Team Total</b>								99.20

10

### Florida A&M

Mid-Eastern Athletic Conference

unch

66

Event	Rank	Athlete	Yr	Mark	Date	Pl. Pts.	Bonus	TOTAL
▶ 5000	3	Shuaib WINTERS	SR-4	15:01.49 OT	1/27	16	2.34	18.34
▶ H60m	4	Steve EMERE	JR-3	7.92c 7.39(55)	1/7	14	1.32	15.32
▶ TJ	2	Steve EMERE	JR-3	16.00m 52-6	1/7	18	2.71	20.71
<b>Team Total</b>								73.98

11

### USF

BIG EAST Conference

unch

102

Event	Rank	Athlete	Yr	Mark	Date	Pl. Pts.	Bonus	TOTAL
▶ 4x400	8	Aristil, Orelus, Mosely, Exilien		3:14.12 OT	1/21	6	1.25	7.25
▶ PV	4	Drew VOLZ	FR-1	5.20m 17-¾	2/3	14	1.50	15.50
▶ WT	5	Jared THOMAS	SR-4	19.26m 63-2¼	2/3	12	1.73	13.73
<b>Team Total</b>								73.78

12

### Samford

Southern Conference

unch

62

Event	Rank	Athlete	Yr	Mark	Date	Pl. Pts.	Bonus	TOTAL
▶ PV	1	Michael SEAMAN	SR-4	5.40m 17-8½	1/21	20	3.06	23.06
▶ WT	4	Kyle KIRBY	SR-4	19.74m 64-9¼	1/25	14	2.13	16.13
▶ HEPT	6	Bo ACKERSON-GILROY	JR-3	5,172	1/25	10	1.46	11.46
<b>Team Total</b>								70.89

13

### Middle Tennessee

Sun Belt Conference

▲ 1

37

Event	Rank	Athlete	Yr	Mark	Date	Pl. Pts.	Bonus	TOTAL
▶ 400m	7	Steven PALMER	SO-2	47.90 OT	2/4	9	0.94	9.94
▶ 3000	8	Justus DAVID	SR-4	8:20.66 OT	1/27	8	1.04	9.04
▶ H60m	4	Roscoe PAYNE	JR-3	7.92c 7.39(55)	1/21	14	1.32	15.32
▶ 4x400	5	Bowman, Payne, Palmer, Akwu		3:13.00 OT	1/27	12	1.76	13.76
<b>Team Total</b>								65.74

14

### Southern Miss

Conference USA

▲ 8

134

Event	Rank	Athlete	Yr	Mark	Date	Pl. Pts.	Bonus	TOTAL
▶ 60m	8	Justin SIMS	JR-3	6.71	1/25	8	0.80	8.80
▶ 800m	3	Dale DUNN	SR-4	1:50.89 OT	2/3	16	1.53	17.53
▶ SP	7	Robert COLLINGWOOD	JR-3	17.51m 57-5½	2/3	9	1.12	10.12
<b>Team Total</b>								61.98



# 2012 Indoor Track & Field, Week #3

Only those regionally ranked in top eight are shown

## MEN - South

**15**  **Miami (Fla.)** ▲ 4  
Atlantic Coast Conference 49

Event	Rank	Athlete	Yr	Mark	Date	Pl. Pts.	Bonus	TOTAL
▶ Mile	6	Connor ADAMS	FR-1	4:11.91	2/3	10	1.23	11.23
▶ H60m	2	Devon HILL	SR-4	7.76	2/3	18	2.84	20.84
▶ DMR	4	Adams, Rector, Laskowski, Fontaine		10:07.70	2/3	14	1.94	15.94

**Team Total** 61.21

**16**  **Alabama** ▼ 1  
Southeastern Conference 63

Event	Rank	Athlete	Yr	Mark	Date	Pl. Pts.	Bonus	TOTAL	
▶ DMR	7	Blake, Lynch, Hayes, Duckworth		10:18.24	1/21	8	1.14	9.14	
▶ HJ	5	Tyler CAMPBELL	SR-4	2.18m	7-1¼	2/3	12	1.56	13.56
▶ LJ	1	Kamal FULLER	SO-2	7.71m	25-3½	1/21	20	2.97	22.97

**Team Total** 53.70

**17**  **East Tennessee State** unch  
Atlantic Sun Conference 141

Event	Rank	Athlete	Yr	Mark	Date	Pl. Pts.	Bonus	TOTAL
▶ 5000	4	Anders LUDVIGSEN	FR-1	15:12.23	2/4	14	1.56	15.56
▶ HEPT	8	K'Vonte SCOTT	FR-1	4,834	1/20	8	0.79	8.79

**Team Total** 50.32

**18**  **Bethune-Cookman** ▼ 2  
Mid-Eastern Athletic Conference 114

Event	Rank	Athlete	Yr	Mark	Date	Pl. Pts.	Bonus	TOTAL	
▶ 400m	4	Stephon PAMILTON	SO-2	47.40cf	48.00	1/22	14	1.68	15.68
▶ H60m	3	Kemar CLARKE	SR-4	7.81	2/3	16	2.33	18.33	

**Team Total** 45.52

**19**  **South Alabama** ▲ 1  
Sun Belt Conference 141

Event	Rank	Athlete	Yr	Mark	Date	Pl. Pts.	Bonus	TOTAL	
▶ 5000	5	Ruben ISREAL-MCBEE	JR-3	15:14.26cf	15:18.06	1/14	12	1.46	13.46

**Team Total** 36.94

**20**  **North Florida** ▼ 7  
Atlantic Sun Conference 141

Event	Rank	Athlete	Yr	Mark	Date	Pl. Pts.	Bonus	TOTAL	
▶ 5000	7	Mike STRASSER	SR-4	15:17.48cf	15:21.28	1/14	9	1.30	10.30

**Team Total** 33.19

**21**  **Chattanooga** ▲ 2  
Southern Conference 141

Event	Rank	Athlete	Yr	Mark	Date	Pl. Pts.	Bonus	TOTAL
▶ 3000	2	Lucas COTTER	JR-3	8:13.18 OT	1/27	18	2.30	20.30

**Team Total** 32.87

**22**  **Florida International** ▲ 5  
Sun Belt Conference 140

Event	Rank	Athlete	Yr	Mark	Date	Pl. Pts.	Bonus	TOTAL	
▶ H60m	6	Wilner MARCELIN	JR-3	7.94	12/3	10	1.18	11.18	
▶ TJ	5	Aubrey SMITH	JR-3	15.47m	50-9¼	2/3	12	1.22	13.22

**Team Total** 31.72

**23**  **Kennesaw State** ▼ 5  
Atlantic Sun Conference 141

Event	Rank	Athlete	Yr	Mark	Date	Pl. Pts.	Bonus	TOTAL	
▶ 5000	5	Ruben ISREAL-MCBEE	JR-3	15:14.26cf	15:18.06	1/14	12	1.46	13.46

**Team Total** 24.47

**24**  **Savannah State** ▼ 3  
Mid-Eastern Athletic Conference 141

Event	Rank	Athlete	Yr	Mark	Date	Pl. Pts.	Bonus	TOTAL	
▶ 5000	5	Ruben ISREAL-MCBEE	JR-3	15:14.26cf	15:18.06	1/14	12	1.46	13.46

**Team Total** 23.64



# 2012 Indoor Track & Field, Week #3

Only those regionally ranked in top eight are shown

## MEN - South

**25**  **Jackson State** ▼ **1**  
Southwestern Athletic Conference **141**

**30**  **Belmont** ▲ **1**  
Atlantic Sun Conference **141**

**Team Total 18.70**

**Team Total 5.19**

**26**  **Lipscomb** ▼ **1**  
Atlantic Sun Conference **141**

**31**  **Alabama State** ▼ **1**  
Southwestern Athletic Conference **141**

Event	Rank	Athlete	Yr	Mark	Date	Pl. Pts.	Bonus	TOTAL
▶ 200m	4	Tucker PEABODY	SO-2	21.28 OT	1/27	14	1.43	15.43

**Team Total 17.87**

**Team Total 4.72**

**27**  **Georgia State** ▼ **1**  
Colonial Athletic Association **141**

**32**  **Alabama A&M** unch  
Southwestern Athletic Conference **141**

Event	Rank	Athlete	Yr	Mark	Date	Pl. Pts.	Bonus	TOTAL
▶ 3000	6	Valentin PONCELET	SO-2	8:19.73	1/25	10	1.19	11.19

**Team Total 14.42**

**Team Total 0.19**

**28**  **Mississippi Valley State** unch  
Southwestern Athletic Conference **141**

Event	Rank	Athlete	Yr	Mark	Date	Pl. Pts.	Bonus	TOTAL
▶ 5000	8	Daniel KIBET	SO-2	15:19.28cf 15:23.08	12/2	8	1.21	9.21

**Team Total 10.86**

**29**  **Tennessee State** unch  
Ohio Valley Conference **141**

**Team Total 8.65**



## 2012 Indoor Track &amp; Field, Week #3

Only those regionally ranked in top eight are shown

## MEN - South Central

**1**  **Texas A&M**  
Big 12 Conference **unch** **8**

Event	Rank	Athlete	Yr	Mark	Date	Pl. Pts.	Bonus	TOTAL
▶ 60m	1	Ameer WEBB	JR-3	6.66	1/21	20	2.03	22.03
▶ 60m	4	Prezel HARDY, JR.	SO-2	6.69	2/3	14	1.62	15.62
▶ 200m	2	Ameer WEBB	JR-3	20.94	1/21	18	2.30	20.30
▶ 200m	3	Prezel HARDY, JR.	SO-2	20.99	1/27	16	2.09	18.09
▶ 200m	5	Michael BRYAN	SO-2	21.19	1/27	12	1.24	13.24
▶ 200m	7	Ricky BABINEAUX	JR-3	21.25	1/14	9	1.05	10.05
▶ 400m	4	Ricky BABINEAUX	JR-3	46.87	1/27	14	1.97	15.97
▶ 400m	6	Joey ROBERTS	SR-4	47.19	1/21	10	1.24	11.24
▶ 800m	1	Joey ROBERTS	SR-4	1:47.14	1/27	20	2.97	22.97
▶ 800m	5	Michael PREBLE	SR-4	1:49.51	1/21	12	1.45	13.45
▶ 800m	8	Oscar RAMIREZ	SR-4	1:50.27	2/3	8	1.05	9.05
▶ Mile	2	Henry LELEI	JR-3	4:01.49	2/3	18	2.78	20.78
▶ Mile	6	CJ BROWN	JR-3	4:06.75	1/21	10	1.17	11.17
▶ Mile	7	MacLean O'DONNELL	JR-3	4:07.13	1/21	9	1.09	10.09
▶ 3000	1	Henry LELEI	JR-3	8:01.01	1/27	20	3.30	23.30
▶ 3000	2	Kevin BURNETT	SR-4	8:05.85	1/27	18	2.48	20.48
▶ 3000	3	MacLean O'DONNELL	JR-3	8:07.95	2/3	16	2.13	18.13
▶ 3000	4	CJ BROWN	JR-3	8:10.10	1/27	14	1.77	15.77
▶ 3000	7	Stephen CURRY	JR-3	8:14.94	1/27	9	1.09	10.09
▶ 5000	1	Kevin BURNETT	SR-4	14:04.27	2/3	20	3.89	23.89
▶ 5000	5	James HODGES	JR-3	14:34.69	1/21	12	1.65	13.65
▶ H60m	2	Wayne DAVIS II	JR-3	7.74	2/3	18	3.01	21.01
▶ 4x400	4	Ramirez, Roberts, Roudette, Preble		3:07.43	12/10	14	2.85	16.85
▶ DMR	1	Slattery, McKinney, Ramirez, Barry		9:29.71	2/3	20	5.35	25.35
▶ HJ	2	Cameron ALEXANDER	JR-3	2.18m	7-1½	18	2.56	20.56
▶ LJ	6	Jonathan TURNER	FR-1	7.44m	24-5	10	0.84	10.84
▶ TJ	2	Babatunde AMOSU	FR-1	15.72m	51-7	18	2.59	20.59
▶ WT	3	Casey STRONG	JR-3	18.63m	61-1½	16	1.98	17.98
▶ WT	4	Cole KNUTH	SR-4	18.48m	60-7½	14	1.72	15.72
<b>Team Total</b>								<b>560.94</b>

**2**  **Arkansas**  
Southeastern Conference **unch** **1**

Event	Rank	Athlete	Yr	Mark	Date	Pl. Pts.	Bonus	TOTAL
▶ 200m	1	Akheem GAUNTLETT	JR-3	20.82	1/27	20	2.82	22.82
▶ 400m	1	Ben SKIDMORE	SR-4	46.57	1/27	20	2.66	22.66
▶ 400m	3	Akheem GAUNTLETT	JR-3	46.73	1/27	16	2.29	18.29
▶ 400m	7	Neil BRADY	SO-2	47.29	1/27	9	1.08	10.08
▶ 800m	2	Patrick RONO	FR-1	1:48.75	1/27	18	1.93	19.93
▶ 800m	3	Duncan PHILLIPS	SR-4	1:48.79	1/27	16	1.91	17.91
▶ 800m	4	Anthony LIEGHIO	JR-3	1:49.01	1/27	14	1.77	15.77
▶ 800m	5	Leoman MOMOH	JR-3	1:49.51 OT	2/3	12	1.45	13.45
▶ 800m	7	Drew BUTLER	JR-3	1:49.71 OT	2/3	9	1.33	10.33
▶ Mile	4	Omar ABDI	SO-2	4:04.65 OT	2/3	14	1.81	15.81
▶ Mile	8	Scott GILLESPIE	JR-3	4:07.76	1/27	8	0.96	8.96
▶ 3000	6	Lane BOYER	SR-4	8:14.08	1/27	10	1.18	11.18
▶ 3000	8	Eric FERNANDEZ	JR-3	8:16.23 OT	2/3	8	0.95	8.95
▶ 5000	4	Layne NIXON	JR-3	14:34.25	1/27	14	1.68	15.68
▶ H60m	4	Caleb CROSS	JR-3	7.83	1/12	14	2.16	16.16
▶ 4x400	1	Niit, Gauntlett, Skidmore, Braddy		3:06.03	1/27	20	3.39	23.39
▶ DMR	2	Rono, Southard, Momoh, Phillips		9:39.41	1/27	18	4.12	22.12
▶ HJ	3	Noah KITTELSON	FR-1	2.16m	7-1	16	2.04	18.04
▶ HJ	3	Brede ELLINGSEN	JR-3	2.16m	7-1	16	2.04	18.04
▶ HJ	5	Gunnar NIXON	FR-1	2.15m	7-½	12	1.79	13.79
▶ HJ	7	Dwayne GOLBEK	SO-2	2.12m	6-11½	9	1.16	10.16
▶ PV	1	Andrew IRWIN	FR-1	5.50m	18-½	20	4.14	24.14
▶ PV	5	Kevin LAZAS	SO-2	5.20m	17-¾	12	1.10	13.10
▶ LJ	5	Gunnar NIXON	FR-1	7.53m	24-8½	12	1.27	13.27
▶ LJ	8	Nii AYI	SR-4	7.42m	24-4½	8	0.74	8.74
▶ HEPT	1	Gunnar NIXON	FR-1	6,022	1/27	20	3.47	23.47
▶ HEPT	2	Kevin LAZAS	SO-2	5,920	1/27	18	3.01	21.01
▶ HEPT	6	Terry PRENTICE	SR-4	5,509	1/27	10	1.46	11.46
<b>Team Total</b>								<b>519.61</b>



## 2012 Indoor Track &amp; Field, Week #3

Only those regionally ranked in top eight are shown

## MEN - South Central

3



Texas

Big 12 Conference

unch

4

Event	Rank	Athlete	Yr	Mark	Date	Pl. Pts.	Bonus	TOTAL	
▶ 60m	5	Marquise GOODWIN	JR-3	6.70	2/3	12	1.48	13.48	
▶ 60m	8	DJ MONROE	SO-2	6.73	2/3	8	1.08	9.08	
▶ Mile	1	Patrick MCGREGOR	JR-3	4:01.11	1/27	20	2.90	22.90	
▶ 3000	5	Will NATION	FR-1	8:13.80	1/27	12	1.21	13.21	
▶ 5000	2	Rory TUNNINGLEY	JR-3	14:25.85	1/27	18	2.28	20.28	
▶ 5000	8	Austin ROTH	SO-2	14:47.19	1/27	8	0.96	8.96	
▶ H60m	3	Keiron STEWART	JR-3	7.77	1/12	16	2.73	18.73	
▶ H60m	8	Jake WOHLFORD	SO-2	8.05	2/3	8	0.75	8.75	
▶ 4x400	7	Evans, Scott, Dreyer, Stewart		3:13.52	1/27	8	1.11	9.11	
▶ DMR	7	Antkowiak, Dohner, Greaves, Stewart		10:09.25	1/12	8	1.10	9.10	
▶ PV	3	Maston WALLACE	SR-4	5.30m	17-4½	2/3	16	2.01	18.01
▶ PV	5	Mark THOMAS	SO-2	5.20m	17-¾	2/3	12	1.10	13.10
▶ LJ	1	Marquise GOODWIN	JR-3	8.10m	26-7	1/27	20	5.02	25.02
▶ TJ	3	Mark JACKSON	SO-2	15.64m	51-3¾	1/27	16	2.29	18.29
▶ SP	1	Ryan CROUSER	FR-1	20.29m	66-7	1/27	20	4.22	24.22
▶ SP	2	Jacob THORMAEHLEN	SR-4	19.89m	65-3¾	2/3	18	3.63	21.63
▶ SP	3	Hayden BAILLIO	JR-3	19.18m	62-11½	2/3	16	2.58	18.58
▶ WT	8	Hayden BAILLIO	JR-3	17.58m	57-8¾	2/3	8	0.66	8.66
▶ HEPT	4	Isaac MURPHY	JR-3	5,748	1/27	14	2.23	16.23	
▶ HEPT	5	Petter OLSON	FR-1	5,709	1/27	12	2.09	14.09	
<b>Team Total</b>								<b>368.00</b>	

4



LSU

Southeastern Conference

unch

3

Event	Rank	Athlete	Yr	Mark	Date	Pl. Pts.	Bonus	TOTAL	
▶ 60m	3	Keyth TALLEY	SR-4	6.67	2/3	16	1.89	17.89	
▶ 60m	7	Rynell PARSON	SO-2	6.71	1/14	9	1.35	10.35	
▶ 400m	2	Caleb WILLIAMS	JR-3	46.60	1/21	18	2.59	20.59	
▶ 400m	8	Robert SIMMONS	SR-4	47.31	1/21	8	1.05	9.05	
▶ 5000	3	Cullen DOODY	SR-4	14:30.25	2/3	16	1.96	17.96	
▶ H60m	1	Barrett NUGENT	SR-4	7.72	2/3	20	3.21	23.21	
▶ 4x400	2	Simmons, Hylton, Alleyne-Forte, Williams		3:06.11	1/27	18	3.36	21.36	
▶ PV	5	Marcus MCGEHEE	SR-4	5.20m	17-¾	2/3	12	1.10	13.10
▶ PV	5	Thomas REINECKE	JR-3	5.20m	17-¾	2/3	12	1.10	13.10
▶ LJ	2	Damar FORBES	JR-3	7.94m	26-¾	2/3	18	3.89	21.89
▶ LJ	3	Kyron BLAISE	SR-4	7.73m	25-4¾	2/3	16	2.40	18.40
▶ TJ	1	Damar FORBES	JR-3	15.81m	51-10½	2/3	20	2.93	22.93
▶ TJ	3	Kyron BLAISE	SR-4	15.64m	51-3¾	2/3	16	2.29	18.29
▶ WT	1	Michael LAURO	SR-4	20.92m	68-7¾	2/3	20	5.84	25.84
<b>Team Total</b>								<b>288.60</b>	

5



Houston

Conference USA

unch

67

Event	Rank	Athlete	Yr	Mark	Date	Pl. Pts.	Bonus	TOTAL	
▶ 60m	5	Errol NOLAN	JR-3	6.70	1/13	12	1.48	13.48	
▶ 200m	5	Errol NOLAN	JR-3	21.19	2/3	12	1.24	13.24	
▶ 400m	5	Errol NOLAN	JR-3	47.17	1/21	12	1.29	13.29	
▶ 4x400	5	Furlough, Nolan, Hughey, Kelley		3:09.51	12/10	12	2.11	14.11	
▶ DMR	4	Kelley, Charles, Coleman, Tesfai		10:03.85	2/3	14	1.51	15.51	
▶ TJ	8	John HORTON	FR-1	15.15m	49-8½	1/13	8	0.86	8.86
▶ SP	7	John FORTUNE	JR-3	17.64m	57-10½	1/13	9	0.91	9.91
▶ SP	8	Darrell HILL	FR-1	17.62m	57-9¾	2/3	8	0.89	8.89
▶ WT	6	Rick FENTON	SR-4	17.99m	59-¾	1/27	10	1.14	11.14
<b>Team Total</b>								<b>152.98</b>	



# 2012 Indoor Track & Field, Week #3

Only those regionally ranked in top eight are shown

## MEN - South Central

6

### UTSA

Southland Conference

**unch**

**73**

Event	Rank	Athlete	Yr	Mark	Date	Pl. Pts.	Bonus	TOTAL	
▶ H60m	5	Keyunta HAYES	SO-2	7.91	2/3	12	1.60	<b>13.60</b>	
▶ DMR	3	Cardenas, Jones, Jamerson, Medrano		9:49.90	2/3	16	2.84	<b>18.84</b>	
▶ HJ	1	Keith BENFORD	JR-3	2.19m	7-2¼	1/13	20	2.82	<b>22.82</b>
▶ HJ	6	Kerry THOMPSON	SO-2	2.14m	7-¼	1/20	10	1.53	<b>11.53</b>
▶ LJ	4	Tyler WILLIAMSON	JR-3	7.63m	25-¼	2/3	14	1.75	<b>15.75</b>
▶ SP	4	Richard GARRETT	JR-3	18.04m	59-2¼	2/3	14	1.32	<b>15.32</b>
▶ WT	2	Phil STEINERT	JR-3	19.44m	63-9½	1/20	18	3.34	<b>21.34</b>
<b>Team Total</b>								<b>143.29</b>	

7

### TCU

Mountain West Conference

**unch**

**88**

Event	Rank	Athlete	Yr	Mark	Date	Pl. Pts.	Bonus	TOTAL	
▶ 60m	1	Charles SILMON	JR-3	6.66	1/14	20	2.03	<b>22.03</b>	
▶ 4x400	6	Jackson, Washington, Stoneham, Love		3:12.19	12/10	10	1.44	<b>11.44</b>	
▶ WT	5	Sean TABOR	JR-3	18.09m	59-4¼	1/27	12	1.25	<b>13.25</b>
<b>Team Total</b>								<b>73.61</b>	

8

### Louisiana-Lafayette

Sun Belt Conference

**unch**

**137**

Event	Rank	Athlete	Yr	Mark	Date	Pl. Pts.	Bonus	TOTAL	
▶ TJ	7	O'Daylon THIBEAUX	JR-3	15.38m	50-5½	1/21	9	1.44	<b>10.44</b>
▶ SP	5	Albert FORNETTE	JR-3	17.93m	58-10	1/21	12	1.20	<b>13.20</b>
<b>Team Total</b>								<b>62.95</b>	

9

### Baylor

Big 12 Conference

▲

**2**

**28**

Event	Rank	Athlete	Yr	Mark	Date	Pl. Pts.	Bonus	TOTAL
▶ 5000	6	Robbie KNORR	SR-4	14:37.89	2/3	10	1.42	<b>11.42</b>
▶ 4x400	3	Heriot, Scruggs, Seale, Hewitt		3:07.17	1/27	16	2.95	<b>18.95</b>
<b>Team Total</b>								<b>60.88</b>

10

### Arkansas State

Sun Belt Conference

**unch**

**123**

Event	Rank	Athlete	Yr	Mark	Date	Pl. Pts.	Bonus	TOTAL	
▶ 5000	7	Bailey BUNYAN	SR-4	14:43.92cf	14:47.72	12/2	9	1.11	<b>10.11</b>
▶ HEPT	7	William OLIVER	SO-2	5,423	1/27	9	1.19	<b>10.19</b>	
<b>Team Total</b>								<b>60.08</b>	

11

### McNeese State

Southland Conference

▲

**2**

**141**

Event	Rank	Athlete	Yr	Mark	Date	Pl. Pts.	Bonus	TOTAL	
▶ Mile	3	Alex BRUCE-LITTLEWOOD	JR-3	4:04.39cf	4:06.19	2/3	16	1.88	<b>17.88</b>
▶ Mile	5	Jarrett LEBLANC	SR-4	4:06.41cf	4:08.21	2/3	12	1.27	<b>13.27</b>
▶ DMR	6	Bruce-Littlewoo, Lindsey, Sawe, LeBlanc		10:06.97	1/21	10	1.27	<b>11.27</b>	
▶ HJ	8	Parminder SINGH	JR-3	2.11m	6-11	1/27	8	0.99	<b>8.99</b>
<b>Team Total</b>								<b>59.91</b>	

12

### UT Arlington

Southland Conference

**unch**

**45**

Event	Rank	Athlete	Yr	Mark	Date	Pl. Pts.	Bonus	TOTAL	
▶ PV	2	Jeff RODRIGUEZ	JR-3	5.32m	17-5½	2/3	18	2.22	<b>20.22</b>
▶ HEPT	3	Romain MARTIN	JR-3	5,796	1/27	16	2.45	<b>18.45</b>	
<b>Team Total</b>								<b>56.93</b>	

13

### Stephen F. Austin

Southland Conference

▼

**4**

**71**

Event	Rank	Athlete	Yr	Mark	Date	Pl. Pts.	Bonus	TOTAL	
▶ DMR	5	Rodriguez, Crowder, Rodriguez, Collier		10:04.70cf	10:07.70	1/27	12	1.45	<b>13.45</b>
▶ TJ	6	Jamal PEDEN	SO-2	15.52m	50-11	1/14	10	1.84	<b>11.84</b>
▶ WT	7	Clint HARRIS	SO-2	17.82m	58-5½	1/27	9	0.94	<b>9.94</b>
<b>Team Total</b>								<b>46.48</b>	

14

### Texas State

Southland Conference

▲

**5**

**118**

Event	Rank	Athlete	Yr	Mark	Date	Pl. Pts.	Bonus	TOTAL	
▶ PV	4	Logan CUNNINGHAM	JR-3	5.28m	17-3¼	2/4	14	1.79	<b>15.79</b>
<b>Team Total</b>								<b>32.18</b>	



# 2012 Indoor Track & Field, Week #3


Only those regionally ranked in top eight are shown

## MEN - South Central

**15**  **Louisiana Tech** ▼ **1**  
Western Athletic Conference **101**


Event	Rank	Athlete	Yr	Mark	Date	Pl. Pts.	Bonus	TOTAL	
▶ 200m	4	Trey HADNOT	SO-2	21.04cf	21.44	1/27	14	1.87	15.87

**Team Total 28.00**

**20**  **Lamar** ▼ **3**  
Southland Conference **101**


Event	Rank	Athlete	Yr	Mark	Date	Pl. Pts.	Bonus	TOTAL
▶ H60m	7	Sheldon WILKINSON	SR-4	8.03	1/27	9	0.87	9.87

**Team Total 20.82**

**16**  **Prairie View A&M** ▼ **1**  
Southwestern Athletic Conference **115**


Event	Rank	Athlete	Yr	Mark	Date	Pl. Pts.	Bonus	TOTAL	
▶ TJ	3	Preston WOODARD	SO-2	15.64m	51-3%	1/27	16	2.29	18.29

**Team Total 27.34**

**21**  **Texas Southern** unch  
Southwestern Athletic Conference **141**


Event	Rank	Athlete	Yr	Mark	Date	Pl. Pts.	Bonus	TOTAL
▶ H60m	7	Sheldon WILKINSON	SR-4	8.03	1/27	9	0.87	9.87

**Team Total 19.06**

**17**  **Southeastern Louisian** ▼ **1**  
Southland Conference **141**


Event	Rank	Athlete	Yr	Mark	Date	Pl. Pts.	Bonus	TOTAL	
▶ 200m	8	Shannon GROVER	SR-4	21.28cf	21.68	12/2	8	0.97	8.97

**Team Total 26.47**

**22**  **Ark.-Little Rock** unch  
Sun Belt Conference **96**


Event	Rank	Athlete	Yr	Mark	Date	Pl. Pts.	Bonus	TOTAL
▶ HEPT	8	Clayton CHANEY	JR-3	5,293	1/27	8	0.78	8.78

**Team Total 13.85**

**18**  **Rice** ▲ **2**  
Conference USA **137**

Event	Rank	Athlete	Yr	Mark	Date	Pl. Pts.	Bonus	TOTAL
▶ 4x400	8	Collins, White, Thiel, Flowers		3:14.99	1/14	6	0.75	6.75

**Team Total 25.08**

**23**  **North Texas** ▲ **2**  
Sun Belt Conference **141**


Event	Rank	Athlete	Yr	Mark	Date	Pl. Pts.	Bonus	TOTAL	
▶ LJ	7	Jaron CRISWELL	SR-4	7.43m	24-4%	12/2	9	0.79	9.79

**Team Total 11.24**

**19**  **Central Arkansas** ▼ **1**  
Southland Conference **141**

Event	Rank	Athlete	Yr	Mark	Date	Pl. Pts.	Bonus	TOTAL	
▶ SP	6	Terron ARMSTEAD	JR-3	17.65m	57-11	2/3	10	0.92	10.92

**Team Total 21.88**

**24**  **Arkansas-Pine Bluff** unch  
Southwestern Athletic Conference **141**

Event	Rank	Athlete	Yr	Mark	Date	Pl. Pts.	Bonus	TOTAL	
▶ SP	6	Terron ARMSTEAD	JR-3	17.65m	57-11	2/3	10	0.92	10.92

**Team Total 10.94**



# 2012 Indoor Track & Field, Week #3

Only those regionally ranked in top eight are shown

## MEN - South Central

**25**  **Houston Baptist** ▼ 2  
Great West Conference

Event	Rank	Athlete	Yr	Mark	Date	Pl. Pts.	Bonus	TOTAL
DMR	8	Perri, Hicks, Aguinaga, Mendoza		10:13.72cf 10:16.72	1/27	6	0.76	6.76

**Team Total** 9.24

**26**  **ULM** ▲ 2  
Sun Belt Conference 141


**Team Total** 9.04

**27**  **Texas A&M-Corpus Chrunch**  
Southland Conference 141

**Team Total** 5.84

**28**  **Northwestern State** ▼ 2  
Southland Conference 141

**Team Total** 2.81

**29**  **UTPA** unch  
Great West Conference

**Team Total** 0.58



# 2012 Indoor Track & Field, Week #3

Only those regionally ranked in top eight are shown


## MEN - Southeast

**1**  **Virginia Tech**  
Atlantic Coast Conference **unch**  
9

Event	Rank	Athlete	Yr	Mark	Date	Pl. Pts.	Bonus	TOTAL	
▶ 60m	2	Keith RICKS	SR-4	6.61	2/3	18	2.68	20.68	
▶ 60m	6	Darrell WESH	SO-2	6.73	1/20	10	1.16	11.16	
▶ 200m	4	Keith RICKS	SR-4	21.27	2/3	14	1.84	15.84	
▶ 800m	6	Ryan WITT	SR-4	1:51.63	2/3	10	1.27	11.27	
▶ Mile	2	Ryan HAGEN	JR-3	4:04.18	2/3	18	1.67	19.67	
▶ H60m	2	Jeff ARTIS-GRAY	JR-3	7.81	2/3	18	2.18	20.18	
▶ 4x400	7	Artis-Gray, Wesh, McCants, Ricks		3:13.93	1/13	8	1.36	9.36	
▶ HJ	1	Ronnie BLACK	JR-3	2.22m	7-3/4	1/13	20	3.45	23.45
▶ PV	2	Joe DAVIS	SR-4	5.36m	17-7	1/20	18	3.68	21.68
▶ PV	4	Chris UHLE	FR-1	5.07m	16-7 1/2	1/13	14	1.75	15.75
▶ LJ	3	Jeff ARTIS-GRAY	JR-3	7.45m	24-5 1/2	2/3	16	2.05	18.05
▶ TJ	2	Hasheem HALIM	SR-4	16.07m	52-8 1/2	1/20	18	3.57	21.57
▶ TJ	4	Corey FULLER	JR-3	15.46m	50-8 1/2	2/3	14	1.43	15.43
▶ WT	1	Marcel LOMNICKY	SR-4	23.05m	75-7 1/2	2/3	20	5.47	25.47
▶ WT	2	Alexander ZIEGLER	JR-3	23.04m	75-7 1/2	2/3	18	5.46	23.46
▶ WT	3	Denis MAHMIC	JR-3	20.03m	65-8 1/2	1/20	16	1.84	17.84
<b>Team Total</b>								<b>328.79</b>	

**2**  **Clemson**  
Atlantic Coast Conference **▲**  
50


Event	Rank	Athlete	Yr	Mark	Date	Pl. Pts.	Bonus	TOTAL	
▶ 60m	3	Justin MURDOCK	SR-4	6.68	1/13	16	1.79	17.79	
▶ 800m	4	Chris SLATE	SR-4	1:51.38	2/3	14	1.49	15.49	
▶ H60m	1	Spencer ADAMS	JR-3	7.68	2/3	20	3.59	23.59	
▶ H60m	3	Marcus MAXEY	JR-3	7.82	1/27	16	2.07	18.07	
▶ 4x400	6	Murdock, Adams, Jackson, Roberson		3:13.10	1/13	10	1.75	11.75	
▶ DMR	2	Slate, Britton, Hendershot, McCormack		9:48.05	2/3	18	3.76	21.76	
▶ SP	5	Marcus BROWN	JR-3	17.35m	56-11 1/2	2/3	12	1.93	13.93
<b>Team Total</b>								<b>174.32</b>	

**3**  **Duke**  
Atlantic Coast Conference **▲**  
55

Event	Rank	Athlete	Yr	Mark	Date	Pl. Pts.	Bonus	TOTAL	
▶ 3000	3	Domenick DEMATTEO	SO-2	8:07.59	1/20	16	1.59	17.59	
▶ 3000	5	Morgan PEARSON	FR-1	8:09.71	2/3	12	1.27	13.27	
▶ 5000	1	Brian ATKINSON	SO-2	14:13.95	2/3	20	2.66	22.66	
▶ 5000	3	Andrew BRODEUR	SR-4	14:19.59	2/3	16	2.13	18.13	
▶ DMR	4	Clark, Marriott, McClafferty, Brodeur		9:58.07	1/20	14	2.35	16.35	
▶ PV	7	Justin AMEZQUITA	SO-2	4.91m	16-1 1/4	1/20	9	0.94	9.94
▶ SP	6	Michael BARBAS	SR-4	17.32m	56-10	2/3	10	1.87	11.87
▶ HEPT	3	Ian ROCK	FR-1	4,659	1/27	16	1.33	17.33	
<b>Team Total</b>								<b>147.88</b>	

**4**  **George Mason**  
Colonial Athletic Association **▲**  
46

Event	Rank	Athlete	Yr	Mark	Date	Pl. Pts.	Bonus	TOTAL	
▶ 200m	7	Adrian VAUGHN	SO-2	21.50	1/20	9	0.98	9.98	
▶ 400m	1	David VERBURG	JR-3	47.16	2/3	20	2.68	22.68	
▶ Mile	4	Parker BOUDREAU	SR-4	4:04.52	2/3	14	1.54	15.54	
▶ 4x400	1	Vaughn, Vaughn, Bullard, Verburg		3:10.07	1/20	20	3.32	23.32	
▶ DMR	7	Boudreau, Baker-Johnson, Raphael, Hackett		10:10.02	1/20	8	1.02	9.02	
▶ LJ	8	LaVell HANDY	SR-4	7.30m	23-11 1/2	1/7	8	0.82	8.82
▶ TJ	7	LaVell HANDY	SR-4	15.29m	50-2	1/20	9	0.92	9.92
<b>Team Total</b>								<b>132.56</b>	

**5**  **North Carolina**  
Atlantic Coast Conference **unch**  
90

Event	Rank	Athlete	Yr	Mark	Date	Pl. Pts.	Bonus	TOTAL	
▶ 400m	3	Clayton PARROS	JR-3	47.56	1/28	16	1.88	17.88	
▶ 3000	7	Pat SCHELLBERG	SO-2	8:11.14	1/28	9	1.05	10.05	
▶ 4x400	2	Parros, Wanliss, Carter, Lipsey		3:11.08	1/20	18	2.79	20.79	
▶ HJ	6	Dylan MOORE	JR-3	2.14m	7- 1/4	2/4	10	1.56	11.56
▶ PV	5	Scott HOUSTON	SR-4	5.06m	16-7 1/2	1/20	12	1.70	13.70
▶ PV	6	Chad PIERCE	JR-3	5.00m	16-4 1/2	1/13	10	1.40	11.40
▶ SP	4	Chris DILORENZO	JR-3	17.40m	57-1	2/3	14	2.07	16.07
<b>Team Total</b>								<b>131.29</b>	



# 2012 Indoor Track & Field, Week #3

Only those regionally ranked in top eight are shown

## MEN - Southeast

6

### Norfolk State

Mid-Eastern Athletic Conference

▼ **2**  
82

Event	Rank	Athlete	Yr	Mark	Date	Pl. Pts.	Bonus	TOTAL	
▶ 60m	4	Marquis HOLSTON	JR-3	6.70	1/13	14	1.54	15.54	
▶ 200m	2	Marquis HOLSTON	JR-3	21.23cf	21.63	1/13	18	2.00	20.00
▶ 400m	4	Marquis HOLSTON	JR-3	47.66	1/20	14	1.69	15.69	
▶ 400m	8	James TAYLOR	SO-2	48.01cf	48.61	1/13	8	1.01	9.01
▶ H60m	4	Keith NKRUMAH	JR-3	7.83	1/27	14	1.97	15.97	
▶ 4x400	3	Nkrumah, Taylor, Smith, Holston		3:11.84	1/27	16	2.40	18.40	
▶ DMR	8	Tessema, Taylor, Brown, Meseret		10:11.82cf	10:14.82	1/13	6	0.86	6.86
▶ HJ	8	John JAMES	JR-3	2.10m	6-10%	1/27	8	0.83	8.83
<b>Team Total</b>								<b>129.85</b>	

7

### Virginia

Atlantic Coast Conference

▼ **5**  
41

Event	Rank	Athlete	Yr	Mark	Date	Pl. Pts.	Bonus	TOTAL	
▶ Mile	7	Anthony KOSTELAC	SO-2	4:05.12	1/27	9	1.31	10.31	
▶ DMR	1	Kostelac, Anding, Roller, Amirault		9:42.97	1/27	20	4.49	24.49	
▶ TJ	1	Marcus ROBINSON	SR-4	16.30m	53-5%	1/27	20	4.37	24.37
▶ SP	3	Nick VENA	FR-1	17.53m	57-6%	1/27	16	2.45	18.45
▶ WT	5	Vincenzo CHIARIELLO	SR-4	19.38m	63-7	1/27	12	1.22	13.22
▶ HEPT	7	Christian LAVORGNA	FR-1	4,567	1/27	9	0.91	9.91	
<b>Team Total</b>								<b>129.57</b>	

8

### Louisville

BIG EAST Conference

▲ **8**  
56

Event	Rank	Athlete	Yr	Mark	Date	Pl. Pts.	Bonus	TOTAL	
▶ 3000	6	Luke LOVELACE	JR-3	8:10.70 OT	2/3	10	1.12	11.12	
▶ HJ	2	Michael EDWARDS	JR-3	2.20m	7-2½	1/7	18	2.91	20.91
▶ PV	8	Kevin JACKSON	SO-2	4.90m	16-¾	1/27	8	0.89	8.89
▶ LJ	4	Seon POWELL	SR-4	7.42m	24-4%	2/3	14	1.76	15.76
▶ SP	7	Brad VIVACE	FR-1	16.94m	55-7	2/3	9	1.12	10.12
▶ SP	8	Sam BOMBAUGH	SO-2	16.84m	55-3	1/27	8	0.93	8.93
▶ WT	6	Sam BOMBAUGH	SO-2	18.89m	61-11%	2/3	10	0.82	10.82
<b>Team Total</b>								<b>113.58</b>	

9

### NC State

Atlantic Coast Conference

▲ **9**  
29

Event	Rank	Athlete	Yr	Mark	Date	Pl. Pts.	Bonus	TOTAL	
▶ Mile	1	Ryan HILL	JR-3	3:58.33	2/3	20	3.95	23.95	
▶ Mile	5	Bobby MOLDOVAN	SR-4	4:04.63	2/3	12	1.50	13.50	
▶ Mile	6	Brian HIMELRIGHT	JR-3	4:04.93	2/3	10	1.39	11.39	
▶ HJ	3	Kris KORNEGAY-GOBER	JR-3	2.19m	7-2¼	1/20	16	2.65	18.65
▶ TJ	3	Rueben MALONE	FR-1	15.52m	50-11	1/13	16	1.64	17.64
<b>Team Total</b>								<b>106.10</b>	

10

### Kentucky

Southeastern Conference

▲ **5**  
83

Event	Rank	Athlete	Yr	Mark	Date	Pl. Pts.	Bonus	TOTAL
▶ 800m	3	Keffri NEAL	FR-1	1:50.61 OT	2/3	16	2.17	18.17
▶ 3000	4	Luis ORTA	SR-4	8:08.09 OT	2/3	14	1.51	15.51
▶ 5000	2	Walter LUTTRELL	JR-3	14:14.35 OT	2/3	18	2.62	20.62
▶ DMR	3	Neal, Keane, Scharold, Kahleifeh		9:57.23 OT	2/3	16	2.46	18.46
<b>Team Total</b>								<b>103.95</b>

11

### Western Kentucky

Sun Belt Conference

▼ **3**  
141

Event	Rank	Athlete	Yr	Mark	Date	Pl. Pts.	Bonus	TOTAL
▶ 400m	5	Marcus WINSTEAD	SO-2	47.71 OT	1/27	12	1.59	13.59
▶ 800m	1	David MOKONE	SO-2	1:49.62 OT	1/27	20	3.07	23.07
▶ 3000	8	Peter OKWERA	FR-1	8:11.61 OT	1/27	8	0.98	8.98
▶ H60m	6	Marcus POPE	SR-4	7.91	1/27	10	1.17	11.17
▶ 4x400	4	Pope, Winstead, Mokone, Winston		3:12.29 OT	1/27	14	2.17	16.17
<b>Team Total</b>								<b>100.60</b>



# 2012 Indoor Track & Field, Week #3

Only those regionally ranked in top eight are shown

## MEN - Southeast

12

### South Carolina

Southeastern Conference

▼ 3  
44

Event	Rank	Athlete	Yr	Mark	Date	Pl. Pts.	Bonus	TOTAL	
▶ 60m	8	Damiere BYRD	FR-1	6.76	1/27	8	0.84	8.84	
▶ 200m	8	Chris ROYSTER	SO-2	21.51	2/3	8	0.96	8.96	
▶ 400m	6	Clayton GRAVESANDE	SO-2	47.91 OT	1/27	10	1.20	11.20	
▶ 4x400	5	Gravesande, Carter, Winfrey, Gaither		3:12.88	2/3	12	1.86	13.86	
▶ PV	1	Marvin REITZE	SR-4	5.42m	17-9%	1/27	20	4.13	24.13
▶ LJ	2	Jarrold HUTCHEN	JR-3	7.51m	24-7%	1/13	18	2.65	20.65
<b>Team Total</b>								98.08	

13

### East Carolina

Conference USA

▼ 2  
129

Event	Rank	Athlete	Yr	Mark	Date	Pl. Pts.	Bonus	TOTAL	
▶ 800m	8	Michael QUERCIA	SO-2	1:52.07	1/27	8	0.98	8.98	
▶ H60m	6	Joseph SAMUELS	JR-3	7.91	12/4	10	1.17	11.17	
▶ LJ	5	Austin LEWIS	JR-3	7.39m	24-3	1/13	12	1.46	13.46
▶ SP	1	Dennis ALIOTTA	SR-4	17.82m	58-5%	1/27	20	3.29	23.29
▶ WT	4	Montrell MORROW	JR-3	19.63m	64-5	1/13	14	1.43	15.43
<b>Team Total</b>								88.62	

14

### Liberty

Big South Conference

▼ 2  
76

Event	Rank	Athlete	Yr	Mark	Date	Pl. Pts.	Bonus	TOTAL	
▶ PV	3	Kolby SHEPHERD	SR-4	5.21m	17-1	1/20	16	2.58	18.58
▶ SP	2	Ryan SMITH	SR-4	17.80m	58-4%	1/27	18	3.23	21.23
▶ WT	7	Ryan SMITH	SR-4	18.76m	61-6%	2/4	9	0.71	9.71
▶ HEPT	6	Taylor SCHMIDT	FR-1	4,618	12/2	10	1.11	11.11	
<b>Team Total</b>								88.41	

15

### Charlotte

Atlantic 10 Conference

▼ 2  
97

Event	Rank	Athlete	Yr	Mark	Date	Pl. Pts.	Bonus	TOTAL
▶ H60m	6	Isaac MCREYNOLDS	SR-4	7.91	12/3	10	1.17	11.17
▶ HEPT	1	Jake WAINWRIGHT	SR-4	5,384	1/27	20	5.28	25.28
▶ HEPT	8	Robert WILSON	JR-3	4,531	1/27	8	0.78	8.78
<b>Team Total</b>								84.33

16

### Charleston Southern

Big South Conference

▼ 2  
80

Event	Rank	Athlete	Yr	Mark	Date	Pl. Pts.	Bonus	TOTAL	
▶ 60m	4	Javon YOUNG	SR-4	6.70	1/13	14	1.54	15.54	
▶ 60m	6	Rozzie JOHNSON	SO-2	6.73	2/3	10	1.16	11.16	
▶ 200m	6	Javon YOUNG	SR-4	21.34 OT	1/27	10	1.57	11.57	
▶ LJ	1	Lavon ALLEN	SR-4	7.69m	25-2%	1/13	20	4.42	24.42
▶ LJ	5	Braxton DRUMMOND	FR-1	7.39m	24-3	1/13	12	1.46	13.46
<b>Team Total</b>								81.57	

17

### Eastern Kentucky

Ohio Valley Conference

▼ 7  
116

Event	Rank	Athlete	Yr	Mark	Date	Pl. Pts.	Bonus	TOTAL
▶ 800m	2	Peter SIGILAI	SR-4	1:49.89 OT	1/27	18	2.82	20.82
▶ Mile	3	Peter SIGILAI	SR-4	4:04.50	1/20	16	1.55	17.55
▶ 3000	2	Soufiane BOUCHIKHI	JR-3	8:02.77	1/20	18	2.33	20.33
<b>Team Total</b>								78.78

18

### Appalachian State

Southern Conference

▼ 1  
105

Event	Rank	Athlete	Yr	Mark	Date	Pl. Pts.	Bonus	TOTAL	
▶ Mile	8	Alex TAYLOR	JR-3	4:05.73	2/4	8	1.08	9.08	
▶ HJ	5	Darius PURCELL	SR-4	2.16m	7-1	1/13	12	1.92	13.92
▶ HJ	7	Daryl SAUNDERS	FR-1	2.11m	6-11	1/13	9	1.01	10.01
▶ TJ	6	Jamal TILLER	SO-2	15.39m	50-6	1/27	10	1.18	11.18
▶ WT	8	Jared STALLING	JR-3	18.64m	61-2	1/13	8	0.61	8.61
<b>Team Total</b>								67.13	

19

### Wake Forest

Atlantic Coast Conference

▲ 1  
122


Event	Rank	Athlete	Yr	Mark	Date	Pl. Pts.	Bonus	TOTAL
▶ H60m	4	Booker NUNLEY	JR-3	7.83	1/27	14	1.97	15.97
▶ DMR	5	Marois, Guthals, Morrison, Finneran		10:05.22	2/3	12	1.45	13.45
▶ HEPT	5	Alex HILL	SR-4	4,636	12/2	12	1.21	13.21
<b>Team Total</b>								58.51




# 2012 Indoor Track & Field, Week #3

Only those regionally ranked in top eight are shown


## MEN - Southeast

**20**  **William and Mary**  
Colonial Athletic Association ▲ 141

Event	Rank	Athlete	Yr	Mark	Date	Pl. Pts.	Bonus	TOTAL	
▶ 5000	6	Josh HARDIN	SO-2	14:25.99	1/28	10	1.53	11.53	
▶ 5000	7	Alex MCGRATH	JR-3	14:29.08cf	14:32.88	12/4	9	1.27	10.27
▶ 5000	8	Radford GUNZENHAUSER	SO-2	14:34.19	1/28	8	0.96	8.96	
<b>Team Total</b>								<b>57.43</b>	

**21**  **VMI**  
Big South Conference ▼ 2 141


Event	Rank	Athlete	Yr	Mark	Date	Pl. Pts.	Bonus	TOTAL	
▶ LJ	7	Ademola TITCOMBE	SR-4	7.37m	24-2¼	12/2	9	1.28	10.28
▶ HEPT	2	Antonio WOOD	JR-3	5,106	12/2	18	3.77	21.77	
<b>Team Total</b>								<b>43.87</b>	

**22**  **UNCG**  
Southern Conference ▲ 43 6


Event	Rank	Athlete	Yr	Mark	Date	Pl. Pts.	Bonus	TOTAL
▶ 3000	1	Paul CHELIMO	SO-2	7:49.87 OT	2/3	20	4.39	24.39
▶ 5000	4	Paul KATAM	SO-2	14:19.86 OT	2/3	14	2.10	16.10
<b>Team Total</b>								<b>43.72</b>

**23** **N.C. Central**  
Mid-Eastern Athletic Conference ▼ 2 112


Event	Rank	Athlete	Yr	Mark	Date	Pl. Pts.	Bonus	TOTAL	
▶ HJ	4	Willie CALVIN	JR-3	2.18m	7-1¼	1/13	14	2.38	16.38
▶ TJ	5	Nana ATAORA-BEDIAKO	JR-3	15.44m	50-8	1/20	12	1.36	13.36
<b>Team Total</b>								<b>33.34</b>	

**24**  **UNC-Wilmington**  
Colonial Athletic Association ▲ 7 141


Event	Rank	Athlete	Yr	Mark	Date	Pl. Pts.	Bonus	TOTAL
▶ 800m	5	Wil ZAHORODNY	SR-4	1:51.54	2/4	12	1.35	13.35
<b>Team Total</b>								<b>28.46</b>

**25**  **Western Carolina**  
Southern Conference ▲ 1 119


Event	Rank	Athlete	Yr	Mark	Date	Pl. Pts.	Bonus	TOTAL
▶ 4x400	8	Tribble, Hairston, Boswell, Davis		3:14.77	2/4	6	1.07	7.07
<b>Team Total</b>								<b>21.18</b>

**26**  **Davidson**  
Southern Conference ▼ 3 141


Event	Rank	Athlete	Yr	Mark	Date	Pl. Pts.	Bonus	TOTAL	
▶ 800m	7	Andrew LANTZ	SO-2	1:52.06cf	1:52.96	2/4	9	0.99	9.99
<b>Team Total</b>								<b>21.00</b>	

**27**  **Citadel**  
Southern Conference ▼ 3 141

Event	Rank	Athlete	Yr	Mark	Date	Pl. Pts.	Bonus	TOTAL
▶ 400m	7	Brunson MILLER	JR-3	47.97	1/28	9	1.09	10.09
<b>Team Total</b>								<b>20.90</b>

**28**  **USC Upstate**  
Atlantic Sun Conference ▼ 6 141

Event	Rank	Athlete	Yr	Mark	Date	Pl. Pts.	Bonus	TOTAL
▶ 5000	5	Gilbert KEMBOI	JR-3	14:23.19 OT	1/27	12	1.79	13.79
<b>Team Total</b>								<b>19.00</b>

**29**  **High Point**  
Big South Conference ▼ 4











Event	Rank	Athlete	Yr	Mark	Date	Pl. Pts.	Bonus	TOTAL
▶ HEPT	4	Tristan FAURE	SO-2	4,638	12/2	14	1.22	15.22
<b>Team Total</b>								<b>18.62</b>



# 2012 Indoor Track & Field, Week #3

Only those regionally ranked in top eight are shown

## MEN - Southeast

<b>30</b>		<b>Winthrop</b> Big South Conference	▲ 2 141	<b>35</b>		<b>South Carolina State</b> Mid-Eastern Athletic Conference	▼ 1 141
<i>Team Total</i> 8.37				<i>Team Total</i> 5.84			
<b>31</b>		<b>Radford</b> Big South Conference	▼ 2	<b>36</b>		<b>Furman</b> Southern Conference	▼ 1
<i>Team Total</i> 8.20				<i>Team Total</i> 1.13			
<b>32</b>		<b>UNC Asheville</b> Big South Conference	▲ 1 141	<b>37</b>		<b>Richmond</b> Atlantic 10 Conference	▼ 1
<i>Team Total</i> 8.16				<i>Team Total</i> 0.80			
<b>33</b>		<b>Gardner-Webb</b> Big South Conference	▼ 3 141	<b>38</b>		<b>Campbell</b> Big South Conference	▼ 1 93
<i>Team Total</i> 7.90				<i>Team Total</i> 0.39			
<b>34</b>		<b>VCU</b> Colonial Athletic Association	▼ 7 141	<b>39</b>		<b>Wofford</b> Southern Conference	▼ 1
<i>Team Total</i> 5.98				<i>Team Total</i> 0.02			

USTFCCCA Non-Member

Those schools marked in RED will NOT be ranked, beginning Week 2

**2012 Indoor Track & Field, Week #3**

Only those regionally ranked in top eight are shown

**MEN - West****Arizona State**

Pacific-12 Conference

**unch****24**

Event	Rank	Athlete	Yr	Mark	Date	Pl. Pts.	Bonus	TOTAL
▶ 60m	1	Ryan MILUS	SO-2	6.63cA 6.59	1/14	20	3.53	<b>23.53</b>
▶ 60m	2	Daniel AUBERRY	SR-4	6.67cA 6.63	2/4	18	3.04	<b>21.04</b>
▶ 60m	8	Chris BURROWS	FR-1	6.88	1/27	8	0.76	<b>8.76</b>
▶ 200m	1	Rashad ROSS	SO-2	21.25cA OT 21.13	2/4	20	2.66	<b>22.66</b>
▶ 200m	2	Chris BURROWS	FR-1	21.31	1/27	18	2.40	<b>20.40</b>
▶ 400m	3	William HENRY	SO-2	47.31cA OT 47.10	2/4	16	2.28	<b>18.28</b>
▶ 400m	7	Chris BURROWS	FR-1	48.24cA OT 48.03	2/4	9	0.93	<b>9.93</b>
▶ 400m	8	Kelsey CAESAR	SR-4	48.30	1/27	8	0.87	<b>8.87</b>
▶ 800m	1	Mason MCHENRY	SR-4	1:47.86	1/27	20	3.44	<b>23.44</b>
▶ 800m	4	John KLINE	SR-4	1:49.53cA OT 1:50.75	2/4	14	2.18	<b>16.18</b>
▶ 3000	5	Nick HAPPE	SO-2	8:00.66	1/27	12	1.30	<b>13.30</b>
▶ H60m	3	William TAYLOR	FR-1	8.00cA 7.96	2/4	16	2.09	<b>18.09</b>
▶ 4x400	2	Burrows, Caesar, Morales, Henry		3:10.16	1/27	18	3.35	<b>21.35</b>
▶ DMR	3	Happe, Morales, McHenry, Terry		9:42.84	1/27	16	4.63	<b>20.63</b>
▶ HJ	2	Bryan MCBRIDE	SO-2	2.21m 7-3	2/4	18	3.13	<b>21.13</b>
▶ PV	4	Derick HINCH	SO-2	5.17m 16-11½	1/14	14	1.91	<b>15.91</b>
▶ PV	7	Austin PRINCE	JR-3	5.02m 16-5½	1/14	9	0.99	<b>9.99</b>
▶ PV	8	Jeremy MARCINKO	JR-3	4.96m 16-3¾	1/27	8	0.62	<b>8.62</b>
▶ LJ	4	Chris BENARD	SR-4	7.41m 24-3¾	1/27	14	2.39	<b>16.39</b>
▶ LJ	8	Bryan MCBRIDE	SO-2	7.10m 23-3¾	1/14	8	0.76	<b>8.76</b>
▶ TJ	1	Chris BENARD	SR-4	16.14m 52-11½	1/14	20	4.01	<b>24.01</b>
▶ SP	1	Jordan CLARKE	JR-3	19.13m 62-9¾	1/14	20	4.14	<b>24.14</b>
▶ HEPT	7	Austin PRINCE	JR-3	5,148	1/27	9	1.16	<b>10.16</b>
▶ HEPT	8	Jamie SANDYS	JR-3	5,146	1/27	8	1.15	<b>9.15</b>

**Team Total****454.85****Oregon**

Pacific-12 Conference

**unch****21**

Event	Rank	Athlete	Yr	Mark	Date	Pl. Pts.	Bonus	TOTAL
▶ 60m	6	Joel HOTCHKINS	JR-3	6.82	1/27	10	1.25	<b>11.25</b>
▶ 200m	3	Mike BERRY	SO-2	21.43	1/27	16	1.89	<b>17.89</b>
▶ 200m	8	Joel HOTCHKINS	JR-3	21.69	1/27	8	0.86	<b>8.86</b>
▶ 800m	2	Boru GUYOTA	SO-2	1:48.84	1/27	18	2.70	<b>20.70</b>
▶ 800m	6	Travis STANFORD	SR-4	1:51.30	1/27	10	1.10	<b>11.10</b>
▶ Mile	5	Trevor DUNBAR	SO-2	4:06.75	1/27	12	1.01	<b>13.01</b>
▶ 3000	6	Brian SHRADER	FR-1	8:01.86	1/27	10	1.17	<b>11.17</b>
▶ H60m	1	Johnathan CABRAL	FR-1	7.89	1/14	20	3.07	<b>23.07</b>
▶ 4x400	1	Harper, Delaney, Galpin, Berry		3:09.79	1/27	20	3.49	<b>23.49</b>
▶ DMR	1	Guyota, Harper, Hornsby, Dunbar		9:36.88	1/27	20	9.41	<b>29.41</b>
▶ HEPT	1	Dakotah KEYS	SO-2	5,433	1/27	20	2.91	<b>22.91</b>

**Team Total****256.28****Stanford**

Pacific-12 Conference

**unch****7**

Event	Rank	Athlete	Yr	Mark	Date	Pl. Pts.	Bonus	TOTAL
▶ 400m	1	Amaechi MORTON	SR-4	46.38	1/27	20	3.95	<b>23.95</b>
▶ 800m	5	Luke LEFEBURE	FR-1	1:51.25	1/27	12	1.12	<b>13.12</b>
▶ 800m	8	Thomas MALLON	FR-1	1:52.02	1/27	8	0.75	<b>8.75</b>
▶ Mile	2	Tyler STUTZMAN	JR-3	4:01.62	1/27	18	2.47	<b>20.47</b>
▶ Mile	7	Marco BERTOLOTTI	FR-1	4:07.25 OT	1/14	9	0.91	<b>9.91</b>
▶ Mile	8	Michael ATCHOO	SO-2	4:08.12	1/27	8	0.74	<b>8.74</b>
▶ 3000	1	Elliott HEATH	SR-4	7:50.14	1/27	20	2.76	<b>22.76</b>
▶ 3000	2	Chris DERRICK	JR-3	7:50.18	1/27	18	2.76	<b>20.76</b>
▶ 3000	4	Brendan GREGG	SR-4	7:58.38	1/27	14	1.54	<b>15.54</b>
▶ 3000	8	Jake RILEY	SR-4	8:02.25	1/27	8	1.13	<b>9.13</b>
▶ HJ	4	Dartis WILLIS	FR-1	2.12m 6-11½	1/14	14	1.49	<b>15.49</b>
▶ PV	5	Corey DYSICK	SR-4	5.15m 16-10¾	1/27	12	1.79	<b>13.79</b>
▶ SP	4	Geoffrey TABOR	JR-3	17.87m 58-7½	1/27	14	1.97	<b>15.97</b>
▶ SP	7	Jeremy HINES	SO-2	17.40m 57-1	12/2	9	1.33	<b>10.33</b>


**Team Total****251.36**



# 2012 Indoor Track & Field, Week #3


Only those regionally ranked in top eight are shown

## MEN - West

**4**  **Arizona** **unch**  
Pacific-12 Conference **5**

Event	Rank	Athlete	Yr	Mark	Date	Pl. Pts.	Bonus	TOTAL
▶ 60m	4	Chris MCSWAIN	SR-4	6.79cA 6.75	2/4	14	1.60	15.60
▶ 200m	6	Chris MCSWAIN	SR-4	21.57cA OT 21.45	2/4	10	1.30	11.30
▶ 800m	3	Abdi HASSAN	SR-4	1:49.31	1/27	16	2.34	18.34
▶ Mile	1	Lawi LALANG	SO-2	3:55.09	1/27	20	4.54	24.54
▶ 3000	3	Stephen SAMBU	JR-3	7:51.59	1/27	16	2.53	18.53
▶ 4x400	6	Leake, McSwain, Rhone, Delfani		3:15.25	1/27	10	1.57	11.57
▶ HJ	1	Nick ROSS	JR-3	2.24m 7-4¼	1/27	20	3.84	23.84
▶ HJ	2	Edgar RIVERA-MORALES	JR-3	2.21m 7-3	1/14	18	3.13	21.13
▶ LJ	7	Nick ROSS	JR-3	7.16m 23-6	1/27	9	1.07	10.07
▶ TJ	4	Jovon CUNNINGHAM	FR-1	15.21m 49-11	1/27	14	1.42	15.42
▶ SP	2	Bozidar ANTUNOVIC	SO-2	18.50m 60-8½	1/27	18	3.05	21.05
▶ HEPT	3	Nick ROSS	JR-3	5,269	1/27	16	1.82	17.82
▶ HEPT	5	Chris MCGOVERN	SR-4	5,232	1/27	12	1.57	13.57

**Team Total 250.70**

**5**  **California** **unch**  
Pacific-12 Conference **53**


Event	Rank	Athlete	Yr	Mark	Date	Pl. Pts.	Bonus	TOTAL
▶ Mile	4	Collin JARVIS	SO-2	4:04.41 OT	1/27	14	1.62	15.62
▶ 5000	1	Simon SCHMIDT	SO-2	14:29.56 OT	1/27	20	3.94	23.94
▶ 5000	2	Matt MILLER	SR-4	14:33.95 OT	1/27	18	3.46	21.46
▶ 5000	3	James SLATER	JR-3	14:38.09 OT	1/27	16	3.02	19.02
▶ 5000	8	Matt PETERSEN	JR-3	15:08.21 OT	1/27	8	0.61	8.61
▶ H60m	1	Ray STEWART	JR-3	7.89cA 7.87	1/20	20	3.07	23.07
▶ HJ	7	Brian CARMICHAEL	JR-3	2.09m 6-10¼	1/20	9	1.00	10.00
▶ LJ	2	Hammed SULEMAN	JR-3	7.48m 24-6½	1/20	18	2.92	20.92
▶ LJ	5	Jonte GRANT	FR-1	7.20m 23-7½	1/27	12	1.28	13.28
▶ TJ	3	Hammed SULEMAN	JR-3	15.52m 50-11	1/20	16	2.19	18.19
▶ TJ	7	Jonte GRANT	FR-1	15.06m 49-5	1/20	9	1.12	10.12
▶ WT	5	Derek WHITE	SO-2	18.46m 60-6¼	1/27	12	1.41	13.41

**Team Total 240.28**

**6**  **Washington** **▲ 3**  
Pacific-12 Conference **52**

Event	Rank	Athlete	Yr	Mark	Date	Pl. Pts.	Bonus	TOTAL
▶ 200m	4	James ALAKA	SO-2	21.47	2/4	14	1.72	15.72
▶ 400m	2	Maurice MCNEAL	SO-2	47.29	2/4	18	2.32	20.32
▶ 800m	7	Ryan SOBERANIS	SR-4	1:51.53 OT	1/27	9	0.99	9.99
▶ 4x400	3	Alaka, Sanders, Dunn, McNeal		3:12.59	2/4	16	2.45	18.45
▶ DMR	2	Williams, McNeal, Whitley, Bywater		9:41.17 OT	1/27	18	5.96	23.96
▶ HJ	6	AJ MARICICH	SO-2	2.10m 6-10¾	1/27	10	1.16	11.16
▶ PV	3	JJ JULFS	FR-1	5.36m 17-7	1/27	16	3.24	19.24
▶ LJ	6	Julian BARDWELL	SO-2	7.19m 23-7¼	1/14	10	1.23	11.23
▶ WT	4	Angus TAYLOR	SR-4	18.66m 61-2¼	1/27	14	1.62	15.62

**Team Total 181.01**

**7**  **UCLA** **▲ 1**  
Pacific-12 Conference **42**

Event	Rank	Athlete	Yr	Mark	Date	Pl. Pts.	Bonus	TOTAL
▶ 200m	6	Maxwell DYCE	SO-2	21.57	2/4	10	1.30	11.30
▶ Mile	6	Philip MACQUITTY	SO-2	4:06.80 OT	1/27	10	1.00	11.00
▶ 3000	7	Dustin FAY	SO-2	8:01.99 OT	1/27	9	1.15	10.15
▶ 4x400	8	Frasier, Burd, Dyce, Rolle		3:16.84	2/4	6	1.19	7.19
▶ PV	1	Michael WOEPSE	FR-1	5.40m 17-8½	2/4	20	3.60	23.60
▶ TJ	4	Dillon STUCKY	JR-3	15.21m 49-11	1/20	14	1.42	15.42
▶ WT	1	Alec FALDERMEYER	SO-2	20.58m 67-6¼	1/20	20	4.60	24.60
▶ HEPT	2	Marcus NILSSON	SO-2	5,362	1/27	18	2.43	20.43
▶ HEPT	4	Dominic GIOVANNONI	JR-3	5,252	1/27	14	1.70	15.70

**Team Total 178.88**



# 2012 Indoor Track & Field, Week #3

Only those regionally ranked in top eight are shown

## MEN - West

8

### Washington State

Pacific-12 Conference

▼ **1**  
61

Event	Rank	Athlete	Yr	Mark	Date	Pl. Pts.	Bonus	TOTAL	
▶ 400m	5	Jacob SEALBY	SO-2	47.86cf	48.46	1/27	12	1.37	<b>13.37</b>
▶ H60m	6	Ramsey HOPKINS	JR-3	8.07		1/27	10	1.48	<b>11.48</b>
▶ H60m	8	Aric WALDEN	FR-1	8.14		2/3	8	1.05	<b>9.05</b>
▶ 4x400	7	Sealby, Hopkins, Dawson, Shelby		3:16.37cf	3:17.97	1/27	8	1.30	<b>9.30</b>
▶ HJ	5	Shawn SWARTZ	JR-3	2.11m	6-11	1/27	12	1.33	<b>13.33</b>
▶ LJ	1	Stephan SCOTT-ELLIS	JR-3	7.53m	24-8½	1/27	20	3.31	<b>23.31</b>
▶ TJ	2	Stephan SCOTT-ELLIS	JR-3	15.98m	52-5½	1/27	18	3.54	<b>21.54</b>
▶ SP	6	Joe BARTLETT	SR-4	17.68m	58-¼	2/3	10	1.67	<b>11.67</b>
<b>Team Total</b>								<b>170.67</b>	

9

### Boise State

Mountain West Conference

▼ **3**  
70

Event	Rank	Athlete	Yr	Mark	Date	Pl. Pts.	Bonus	TOTAL	
▶ 400m	6	Manoah WESSON	JR-3	48.11		1/27	10	1.08	<b>11.08</b>
▶ H60m	5	Rolando TRAMMEL	JR-3	8.04		2/4	12	1.74	<b>13.74</b>
▶ H60m	7	Justin MALNES	SO-2	8.09		2/4	9	1.34	<b>10.34</b>
▶ 4x400	4	Butler, Daw, Wesson, Trammel		3:13.16		2/4	14	2.24	<b>16.24</b>
▶ HJ	7	Kurt FELIX	SR-4	2.09m	6-10½	2/4	9	1.00	<b>10.00</b>
▶ LJ	2	Kurt FELIX	SR-4	7.48m	24-6½	2/4	18	2.92	<b>20.92</b>
▶ SP	8	Will LOHMAN	FR-1	17.00m	55-9½	2/4	8	0.86	<b>8.86</b>
▶ WT	2	Trevor KRAYCHIR	SR-4	20.39m	66-10½	2/4	18	4.30	<b>22.30</b>
<b>Team Total</b>								<b>165.62</b>	

10

### Long Beach State

Big West Conference

▲ **1**  
141

Event	Rank	Athlete	Yr	Mark	Date	Pl. Pts.	Bonus	TOTAL	
▶ Mile	3	Matt MALDONADO	JR-3	4:03.39 OT	1/27	16	1.93	<b>17.93</b>	
▶ DMR	5	Maldonado, Van Boxtel, Naasz, Hilbert		10:13.53 OT	1/27	12	0.00	<b>12.00</b>	
▶ PV	6	Tyler WALLACE	SR-4	5.10m	16-8¾	1/28	10	1.48	<b>11.48</b>
▶ TJ	6	Manny NEIZER	SR-4	15.14m	49-8¾	1/20	10	1.28	<b>11.28</b>
▶ SP	3	Jacob WEINTRAUB	SR-4	17.91m	58-9¾	1/20	16	2.03	<b>18.03</b>
<b>Team Total</b>								<b>97.14</b>	

11

### UC Riverside

Big West Conference

▼ **1**  
141

Event	Rank	Athlete	Yr	Mark	Date	Pl. Pts.	Bonus	TOTAL	
▶ 5000	5	Talal KHAN	SR-4	14:49.89 OT	1/27	12	1.87	<b>13.87</b>	
▶ 5000	7	Benjamin HECK	FR-1	14:59.93 OT	1/27	9	1.17	<b>10.17</b>	
▶ 4x400	5	Guenther, Adams, Ferrera, Koger		3:14.64 OT	1/27	12	1.72	<b>13.72</b>	
▶ TJ	8	Ryan SWAFFORD	JR-3	15.04m	49-4¾	1/27	8	1.08	<b>9.08</b>
▶ WT	3	Caleb STUART	SO-2	19.00m	62-4	1/27	16	2.09	<b>18.09</b>
<b>Team Total</b>								<b>95.36</b>	

12

### Eastern Washington

Big Sky Conference

▼ **1**  
141

Event	Rank	Athlete	Yr	Mark	Date	Pl. Pts.	Bonus	TOTAL	
▶ 400m	4	Brad WALL	SR-4	47.72 OT	1/27	14	1.57	<b>15.57</b>	
▶ WT	6	Zach NIELSEN	SO-2	18.15m	59-6¾	2/4	10	1.07	<b>11.07</b>
▶ WT	7	Jordan ARAKAWA	SO-2	18.13m	59-5¾	2/3	9	1.05	<b>10.05</b>
▶ HEPT	6	Kersee LIND	SR-4	5,198		1/27	10	1.38	<b>11.38</b>
<b>Team Total</b>								<b>77.45</b>	

13

### Idaho

Western Athletic Conference

▲ **2**  
58

Event	Rank	Athlete	Yr	Mark	Date	Pl. Pts.	Bonus	TOTAL	
▶ PV	2	Jeremy KLAS	JR-3	5.37m	17-7¾	2/3	18	3.33	<b>21.33</b>
<b>Team Total</b>								<b>60.61</b>	

14

### Cal State Northridge

Big West Conference

▼ **1**  
141

Event	Rank	Athlete	Yr	Mark	Date	Pl. Pts.	Bonus	TOTAL
▶ 200m	5	Kemar MARSDEN	JR-3	21.56	1/27	12	1.34	<b>13.34</b>
▶ H60m	4	Michael WOODHAM	SR-4	8.03	1/27	14	1.83	<b>15.83</b>
<b>Team Total</b>								<b>53.53</b>



# 2012 Indoor Track & Field, Week #3

Only those regionally ranked in top eight are shown

## MEN - West

15

### Sacramento State

▼ 1

Big Sky Conference

137

Event	Rank	Athlete	Yr	Mark	Date	Pl. Pts.	Bonus	TOTAL	
▶ SP	5	Zach CONIGLIO	FR-1	17.75m	58-3	1/21	12	1.76	13.76
▶ WT	8	Alberto MILLAN	SO-2	18.02m	59-1½	2/3	8	0.93	8.93

**Team Total 50.01**

16



### CSU Bakersfield

unch

Independent (DI)

141

Event	Rank	Athlete	Yr	Mark	Date	Pl. Pts.	Bonus	TOTAL	
▶ 60m	3	Michael DAVIS	SR-4	6.76c	6.30(55)	1/20	16	1.96	17.96
▶ 60m	7	Jordan TAYLOR	SO-2	6.83c	6.37(55)	1/20	9	1.14	10.14

**Team Total 29.64**

17



### Oregon State

unch

Pacific-12 Conference

129

Event	Rank	Athlete	Yr	Mark	Date	Pl. Pts.	Bonus	TOTAL	
▶ 60m	5	Brandin COOKS	FR-1	6.81		1/27	12	1.37	13.37

**Team Total 21.02**

18



### Gonzaga

unch

West Coast Conference

**Team Total 0.63**



USTFCCA NCAA Division I Regional Team Index

as of 2/6/2012 8:16:38 PM

# 2012 Indoor Track & Field, Week #3

Only those regionally ranked in top eight are shown

*MEN - West*

**USTFCCA Non-Member**

Those schools marked in RED will NOT be ranked, beginning Week 2



# 2012 Indoor Track & Field, Week #3

Only those regionally ranked in top eight are shown

## WOMEN - Great Lakes

1

**Ohio State**  
Big Ten Conference

unch

18

Event	Rank	Athlete	Yr	Mark	Date	Pl. Pts.	Bonus	TOTAL	
▶ 60m	1	Christina MANNING	SR-4	7.36	1/14	20	3.03	<b>23.03</b>	
▶ 60m	2	Chesna SYKES	SO-2	7.40	1/27	18	2.60	<b>20.60</b>	
▶ 60m	3	Christienne LINTON	JR-3	7.46	1/14	16	1.97	<b>17.97</b>	
▶ 200m	1	Christina MANNING	SR-4	23.74cf	1/14	20	3.18	<b>23.18</b>	
▶ 200m	2	Aisha CAVIN	FR-1	23.82cf	1/6	18	2.88	<b>20.88</b>	
▶ 200m	3	Chesna SYKES	SO-2	23.94cf	2/4	16	2.43	<b>18.43</b>	
▶ 400m	2	Shaniqua MCGINNIS	JR-3	54.48 OT	1/27	18	2.60	<b>20.60</b>	
▶ 400m	3	Nyjah COUSAR	JR-3	54.92 OT	2/3	16	1.92	<b>17.92</b>	
▶ 800m	5	Victoria BRINK	SO-2	2:10.44 OT	1/27	12	1.18	<b>13.18</b>	
▶ H60m	1	Christina MANNING	SR-4	7.99	2/4	20	5.21	<b>25.21</b>	
▶ H60m	4	Christienne LINTON	JR-3	8.43	1/14	14	1.40	<b>15.40</b>	
▶ H60m	7	Alexandria JOHNSON	FR-1	8.54	2/4	9	0.79	<b>9.79</b>	
▶ 4x400	3	Hullum, Cavin, Cousar, McGinnis		3:40.98 OT	1/27	16	2.67	<b>18.67</b>	
▶ DMR	3	Brink, Betts, Jenewine, Borchers		11:27.78 OT	2/3	16	2.45	<b>18.45</b>	
▶ HJ	4	Ashley GALBRAITH	SR-4	1.76m	5-9%	1/14	14	1.59	<b>15.59</b>
▶ LJ	4	Adenike PEDRO	SO-2	6.00m	19-8%	2/3	14	1.44	<b>15.44</b>
▶ LJ	7	Kelcey MCKINNEY	SR-4	5.94m	19-6	2/3	9	1.03	<b>10.03</b>
▶ TJ	2	Kelcey MCKINNEY	SR-4	12.82m	42-¾	2/3	18	2.94	<b>20.94</b>
▶ WT	3	Maggie MULLEN	SR-4	20.55m	67-5¾	1/14	16	2.12	<b>18.12</b>
▶ WT	5	Alexis THOMAS	JR-3	20.15m	66-1½	2/3	12	1.56	<b>13.56</b>
<b>Team Total</b>								<b>414.43</b>	

2

**Michigan**  
Big Ten Conference

unch

25

Event	Rank	Athlete	Yr	Mark	Date	Pl. Pts.	Bonus	TOTAL	
▶ 800m	6	Brook HANDLER	FR-1	2:10.48 OT	2/3	10	1.15	<b>11.15</b>	
▶ 800m	7	Rebecca ADDISON	JR-3	2:10.55cf	1/14	9	1.11	<b>10.11</b>	
▶ Mile	1	Shannon OSIKA	FR-1	4:38.42 OT	2/3	20	2.88	<b>22.88</b>	
▶ Mile	2	Jillian SMITH	JR-3	4:40.37	1/28	18	2.29	<b>20.29</b>	
▶ Mile	3	Rebecca ADDISON	JR-3	4:40.41	1/28	16	2.28	<b>18.28</b>	
▶ 5000	2	Taylor POGUE	SO-2	16:42.72	1/28	18	2.23	<b>20.23</b>	
▶ 5000	3	Megan WESCHLER	SO-2	16:48.76 OT	2/3	16	1.69	<b>17.69</b>	
▶ 5000	7	Lindsey HILTON	SO-2	16:52.73	1/28	9	1.34	<b>10.34</b>	
▶ H60m	8	Amber SMITH	SO-2	8.55	2/3	8	0.73	<b>8.73</b>	
▶ 4x400	7	Smith, Smith, Williams, Williams		3:44.21cf	1/14	8	1.39	<b>9.39</b>	
▶ DMR	1	Osika, Williams, Smith, Addison		11:04.30 OT	2/3	20	4.01	<b>24.01</b>	
▶ PV	2	Kiley TOBEL	SO-2	4.15m	13-7%	1/21	18	2.80	<b>20.80</b>
▶ LJ	5	Tofunmi AKEREDOLU	JR-3	5.99m	19-8	1/14	12	1.37	<b>13.37</b>
▶ TJ	3	Ada UNACHUKWU	JR-3	12.68m	41-7%	1/14	16	2.31	<b>18.31</b>
<b>Team Total</b>								<b>291.74</b>	

3

**Indiana**  
Big Ten Conference

unch

84


Event	Rank	Athlete	Yr	Mark	Date	Pl. Pts.	Bonus	TOTAL	
▶ 800m	8	Ruth CHRISTOPHER	JR-3	2:10.80	1/27	8	0.94	<b>8.94</b>	
▶ Mile	5	Breanne EHRMAN	SR-4	4:42.89	1/27	12	1.53	<b>13.53</b>	
▶ Mile	6	Kelsey DUERKSEN	JR-3	4:42.90	1/27	10	1.53	<b>11.53</b>	
▶ 3000	5	Kelsey DUERKSEN	JR-3	9:30.83	1/20	12	1.34	<b>13.34</b>	
▶ 3000	6	Breanne EHRMAN	SR-4	9:32.77	1/20	10	1.14	<b>11.14</b>	
▶ 5000	1	Chelsea BLANCHARD	SR-4	16:41.96	1/27	20	2.30	<b>22.30</b>	
▶ DMR	2	Ehrman, Bailey, Christopher, Duerksen		11:19.66 OT	2/3	18	2.98	<b>20.98</b>	
▶ HJ	5	Emma KIMOTO	JR-3	1.75m	5-8%	1/14	12	1.34	<b>13.34</b>
▶ PV	1	Kelsie AHBE	JR-3	4.21m	13-9%	2/3	20	3.38	<b>23.38</b>
▶ SP	4	Monique RIDDICK	SR-4	16.21m	53-2%	1/27	14	2.08	<b>16.08</b>
▶ PENT	6	Courtney WOODARD	JR-3	3,661	1/20	10	1.32	<b>11.32</b>	
<b>Team Total</b>								<b>233.11</b>	



# 2012 Indoor Track & Field, Week #3

Only those regionally ranked in top eight are shown


## WOMEN - Great Lakes

**4**  **Michigan State**  
Big Ten Conference **unch** **48**

Event	Rank	Athlete	Yr	Mark	Date	Pl. Pts.	Bonus	TOTAL
▶ Mile	8	Sara KROLL	FR-1	4:44.25 OT	2/3	8	1.22	9.22
▶ 3000	4	Carlie GREEN	SR-4	9:25.71 OT	2/3	14	1.97	15.97
▶ 5000	5	Katie HAINES	JR-3	16:50.30	1/27	12	1.55	13.55
▶ H60m	6	Leslie ARIRIGUZO	SR-4	8.47	1/20	10	1.17	11.17
▶ 4x400	1	Lewis, Bannister, Pryor, Bodenbach		3:39.79	1/27	20	3.20	23.20
▶ HJ	1	Rebecca BUCHHOLTZ	SR-4	1.83m 6-0	1/21	20	3.96	23.96
▶ HJ	6	Jessica SCHERTING	SR-4	1.73m 5-8	1/21	10	0.82	10.82
▶ PV	7	Amanda IMPELLIZZERI	Senior	3.90m 12-9½	1/13	9	0.86	9.86
▶ LJ	6	Ashley STACEY	SO-2	5.95m 19-6¼	1/21	10	1.10	11.10
▶ TJ	1	Tori FRANKLIN	FR-1	12.85m 42-2	2/3	20	3.07	23.07
▶ TJ	8	Ashley STACEY	SO-2	12.29m 40-4	2/3	8	0.95	8.95
▶ WT	2	Beth ROHL	JR-3	20.63m 67-8¼	1/27	18	2.25	20.25
▶ WT	7	Shatora LEWIS	JR-3	20.06m 65-9¾	1/27	9	1.46	10.46
<b>Team Total</b>								<b>227.40</b>

**5**  **Wisconsin**  
Big Ten Conference **▲** **1** **29**

Event	Rank	Athlete	Yr	Mark	Date	Pl. Pts.	Bonus	TOTAL
▶ 3000	8	Caitlin COMFORT	JR-3	9:34.57 OT	1/28	8	0.96	8.96
▶ HJ	1	Monika JAKUTYTE	SR-4	1.83m 6-0	2/3	20	3.96	23.96
▶ HJ	6	Dorcas AKINNIYI	SR-4	1.73m 5-8	2/3	10	0.82	10.82
▶ TJ	6	Jordan HELGREN	SR-4	12.43m 40-9½	1/28	10	1.37	11.37
▶ SP	2	Kelsey CARD	FR-1	16.32m 53-6¼	1/28	18	2.36	20.36
▶ SP	3	Taylor SMITH	JR-3	16.30m 53-5¾	2/3	16	2.30	18.30
▶ SP	5	Jasmine BOYER	SO-2	15.92m 52-2¼	1/20	12	1.52	13.52
▶ WT	4	Taylor SMITH	JR-3	20.48m 67-2¼	1/28	14	2.00	16.00
▶ PENT	1	Dorcas AKINNIYI	SR-4	3,991	2/3	20	3.41	23.41
▶ PENT	4	Jessica FLAX	JR-3	3,789	2/3	14	2.00	16.00
▶ PENT	5	Deanna LATHAM	FR-1	3,769	2/3	12	1.86	13.86
<b>Team Total</b>								<b>219.25</b>

**6**  **Notre Dame**  
BIG EAST Conference **▲** **2** **101**

Event	Rank	Athlete	Yr	Mark	Date	Pl. Pts.	Bonus	TOTAL
▶ 60m	4	Aijah URSSERY	SO-2	7.48	2/3	14	1.76	15.76
▶ 400m	8	Michelle BROWN	SO-2	55.67 OT	2/3	8	0.89	8.89
▶ Mile	7	Alexa ARAGON	SO-2	4:43.88 OT	2/3	9	1.30	10.30
▶ 3000	7	Alexa ARAGON	SO-2	9:34.15	1/27	9	1.01	10.01
▶ H60m	3	Kaila BARBER	FR-1	8.33	2/3	16	2.19	18.19
▶ H60m	4	Nevada SORENSON	JR-3	8.43	2/3	14	1.40	15.40
▶ 4x400	5	Geiger, Brown, Barber, Barber		3:43.97 OT	2/3	12	1.46	13.46
▶ HJ	6	Maddie BUTTINGER	SR-4	1.73m 5-8	12/2	10	0.82	10.82
▶ LJ	3	Kaila BARBER	FR-1	6.06m 19-10¾	2/3	16	2.03	18.03
▶ PENT	2	Maddie BUTTINGER	SR-4	3,874	1/13	18	2.59	20.59
<b>Team Total</b>								<b>192.49</b>

**7**  **Indiana State**  
Missouri Valley Conference **unch** **35**

Event	Rank	Athlete	Yr	Mark	Date	Pl. Pts.	Bonus	TOTAL
▶ 800m	4	Leeann MICHL	JR-3	2:09.74 OT	2/3	14	1.65	15.65
▶ PV	3	Nicole HOPE	SR-4	4.10m 13-5¼	1/27	16	2.31	18.31
▶ PV	7	Richelle KIMBLE	JR-3	3.90m 12-9¾	1/27	9	0.86	9.86
▶ SP	1	Felisha JOHNSON	JR-3	16.64m 54-7¼	1/21	20	3.16	23.16
▶ SP	5	Mary THEISEN	JR-3	15.92m 52-2¼	1/27	12	1.52	13.52
▶ WT	1	Felisha JOHNSON	JR-3	21.67m 71-1¼	12/9	20	3.96	23.96
<b>Team Total</b>								<b>150.60</b>

**8**  **Cincinnati**  
BIG EAST Conference **▼** **3** **89**


Event	Rank	Athlete	Yr	Mark	Date	Pl. Pts.	Bonus	TOTAL
▶ 800m	1	Kathy KLUMP	SR-4	2:06.66 OT	1/27	20	3.77	23.77
▶ HJ	3	Jasmine COTTEN	SR-4	1.80m 5-10¾	1/13	16	2.83	18.83
▶ PV	5	Sarah RASNICK	SO-2	4.07m 13-4¼	1/13	12	2.02	14.02
▶ PENT	3	Jasmine COTTEN	SR-4	3,803	12/9	16	2.09	18.09
▶ PENT	8	Kaitlyn GOOD	SO-2	3,621	12/9	8	1.13	9.13
<b>Team Total</b>								<b>145.26</b>




## 2012 Indoor Track &amp; Field, Week #3

Only those regionally ranked in top eight are shown


## WOMEN - Great Lakes

**9**  **Purdue** ▲ 2  
Big Ten Conference 36


Event	Rank	Athlete	Yr	Mark	Date	Pl. Pts.	Bonus	TOTAL
▶ 4x400	8	Woodard, Glass, Monroe, Morrison		3:44.44 OT	2/3	6	1.33	7.33
▶ DMR	8	Payonk, Morrison, Plenus, Doney		11:56.83 OT	2/3	6	1.09	7.09
▶ LJ	1	Leah EBER	SR-4	6.47m 21-2%	2/3	20	6.10	26.10
▶ LJ	2	Nikki NUNN	SO-2	6.10m 20-¼	2/3	18	2.43	20.43
▶ SP	8	Dani BUNCH	SO-2	15.81m 51-10%	2/3	8	1.33	9.33
▶ WT	6	Dani BUNCH	SO-2	20.11m 65-11%	1/27	10	1.52	11.52
<b>Team Total</b>								<b>110.92</b>

**10**  **Eastern Michigan** ▲ 4  
Mid-American Conference 117


Event	Rank	Athlete	Yr	Mark	Date	Pl. Pts.	Bonus	TOTAL
▶ 60m	8	ReJeana MARGINA	JR-3	7.57	2/3	8	0.95	8.95
▶ 200m	7	Shantavia WILLIAMS	JR-3	24.35cf 24.85	1/21	9	1.13	10.13
▶ 400m	1	Shantavia WILLIAMS	JR-3	54.10 OT	2/3	20	3.19	23.19
▶ 800m	3	Beverly ELCOCK	SR-4	2:09.53 OT	2/3	16	1.79	17.79
▶ 4x400	4	Williams, Elcock, Rawls, Marigna		3:42.69 OT	2/3	14	1.91	15.91
▶ DMR	4	Williams, Elcock, Voronko, Churchwell		11:30.21 OT	2/3	14	2.30	16.30
<b>Team Total</b>								<b>110.54</b>

**11**  **Kent State** ▼ 1  
Mid-American Conference 72


Event	Rank	Athlete	Yr	Mark	Date	Pl. Pts.	Bonus	TOTAL
▶ 200m	7	Shanequa WILLIAMS	SO-2	24.35 OT	2/3	9	1.13	10.13
▶ 400m	6	Shanequa WILLIAMS	SO-2	55.31 OT	2/3	10	1.33	11.33
▶ 800m	2	Melinda SAWNOR	JR-3	2:08.84 OT	2/3	18	2.26	20.26
▶ PV	6	Kim PRESTON	SR-4	4.02m 13-2%	1/27	10	1.66	11.66
▶ TJ	5	Penina ACAYO	SR-4	12.49m 40-11%	2/4	12	1.55	13.55
▶ SP	7	Joh'vonnie MOSLEY	SO-2	15.91m 52-2%	1/14	9	1.50	10.50
<b>Team Total</b>								<b>107.91</b>

**12**  **Western Michigan** ▼ 3  
Mid-American Conference 127


Event	Rank	Athlete	Yr	Mark	Date	Pl. Pts.	Bonus	TOTAL
▶ 200m	4	Iris CAMPBELL	JR-3	24.18 OT	2/3	14	1.55	15.55
▶ 400m	4	Andrea ARNOLD	SO-2	55.11	1/27	14	1.63	15.63
▶ 400m	5	Iris CAMPBELL	JR-3	55.14 OT	1/21	12	1.59	13.59
▶ 4x400	2	Arnold, Campbell, Chatman, Munwam		3:40.05 OT	2/3	18	3.09	21.09
▶ DMR	6	Cremeans, Hufnagel, Tucker, Whitley		11:43.28	1/27	10	1.65	11.65
▶ TJ	7	Chiara ALLEN	SO-2	12.41m 40-8%	2/3	9	1.31	10.31
<b>Team Total</b>								<b>107.41</b>

**13**  **Butler** ▼ 1  
Horizon League 111

Event	Rank	Athlete	Yr	Mark	Date	Pl. Pts.	Bonus	TOTAL
▶ Mile	4	Kirsty LEGG	JR-3	4:40.86	1/20	14	2.14	16.14
▶ 3000	1	Kirsty LEGG	JR-3	9:19.60 OT	12/2	20	2.91	22.91
▶ 3000	3	Katie CLARK	JR-3	9:22.17	1/27	16	2.51	18.51
▶ 5000	6	Lauren MCKILLOP	JR-3	16:50.87 OT	2/3	10	1.50	11.50
<b>Team Total</b>								<b>83.11</b>

**14**  **Miami (Ohio)** ▼ 1  
Mid-American Conference 128

Event	Rank	Athlete	Yr	Mark	Date	Pl. Pts.	Bonus	TOTAL
▶ 60m	7	Diona GRAVES	JR-3	7.56	1/20	9	1.02	10.02
▶ 200m	5	Diona GRAVES	JR-3	24.34cf 24.84	1/14	12	1.16	13.16
▶ 400m	7	Rachael CLAY	SR-4	55.38 OT	1/27	9	1.23	10.23
▶ 4x400	5	Graves, Scannell, Clay, Myers		3:43.97	1/20	12	1.46	13.46
<b>Team Total</b>								<b>64.30</b>

**15**  **Akron** ▲ 1  
Mid-American Conference 108


Event	Rank	Athlete	Yr	Mark	Date	Pl. Pts.	Bonus	TOTAL
▶ PV	3	Ariane BEAUMONT-COURTEAU	SO-2	4.10m 13-5%	1/20	16	2.31	18.31
▶ WT	8	Valerie WERT	SR-4	20.00m 65-7%	1/13	8	1.40	9.40
▶ PENT	7	Skyler WILLIS	FR-1	3,636	2/3	9	1.20	10.20
<b>Team Total</b>								<b>41.51</b>




# 2012 Indoor Track & Field, Week #3

Only those regionally ranked in top eight are shown


## WOMEN - Great Lakes

**16**  **Toledo** ▼ **1**  
Mid-American Conference **82**


Event	Rank	Athlete	Yr	Mark	Date	Pl. Pts.	Bonus	TOTAL
▶ 5000	8	Megan VOGELSONG	FR-1	16:55.06 OT	2/3	8	1.14	9.14
▶ DMR	7	Wright, Ballard, Pusateri, Kertesz		11:45.48	1/20	8	1.56	9.56
<b>Team Total</b>								<b>38.33</b>

**17**  **Bowling Green** unch  
Mid-American Conference **123**


Event	Rank	Athlete	Yr	Mark	Date	Pl. Pts.	Bonus	TOTAL
▶ 60m	5	Jeanette PETTIGREW	JR-3	7.50	1/14	12	1.55	13.55
▶ 200m	5	Jeanette PETTIGREW	JR-3	24.34cf 24.84	1/14	12	1.16	13.16
<b>Team Total</b>								<b>27.96</b>

**18**  **Wright State** ▲ **2**  
Horizon League **79**


Event	Rank	Athlete	Yr	Mark	Date	Pl. Pts.	Bonus	TOTAL
▶ H60m	2	Cassandra LLOYD	SR-4	8.23	1/6	18	3.06	21.06
<b>Team Total</b>								<b>27.90</b>

**19**  **Ohio** ▲ **2**  
Mid-American Conference **128**


Event	Rank	Athlete	Yr	Mark	Date	Pl. Pts.	Bonus	TOTAL
▶ 3000	2	Juli ACCURSO	SO-2	9:21.89 OT	2/3	18	2.56	20.56
<b>Team Total</b>								<b>26.94</b>

**20**  **Central Michigan** ▲ **3**  
Mid-American Conference **128**


Event	Rank	Athlete	Yr	Mark	Date	Pl. Pts.	Bonus	TOTAL
▶ 5000	4	Holly ANDERSON	SR-4	16:49.93 OT	2/3	14	1.59	15.59
<b>Team Total</b>								<b>25.06</b>

**21**  **Xavier** ▲ **6**  
Atlantic 10 Conference **128**

Event	Rank	Athlete	Yr	Mark	Date	Pl. Pts.	Bonus	TOTAL
▶ DMR	5	Clark, Peltz, Erlenbaugh, Howell		11:42.53	2/3	12	1.68	13.68
<b>Team Total</b>								<b>17.46</b>

**22**  **Ball State** ▼ **3**  
Mid-American Conference **128**


Event	Rank	Athlete	Yr	Mark	Date	Pl. Pts.	Bonus	TOTAL
▶ HJ	6	Rebecca LOMAX	SO-2	1.73m	1/20	10	0.82	10.82
<b>Team Total</b>								<b>14.01</b>

**23**  **Dayton** ▼ **5**  
Atlantic 10 Conference **128**

Event	Rank	Athlete	Yr	Mark	Date	Pl. Pts.	Bonus	TOTAL
<b>Team Total</b>								<b>10.57</b>

**24**  **Oakland** ▼ **2**  
The Summit League **128**

Event	Rank	Athlete	Yr	Mark	Date	Pl. Pts.	Bonus	TOTAL
<b>Team Total</b>								<b>5.46</b>

**25**  **Detroit** unch  
Horizon League **128**

Event	Rank	Athlete	Yr	Mark	Date	Pl. Pts.	Bonus	TOTAL
<b>Team Total</b>								<b>3.97</b>



# 2012 Indoor Track & Field, Week #3

Only those regionally ranked in top eight are shown

## WOMEN - Great Lakes

26



**Marquette**

BIG EAST Conference

▼ 2



*Team Total*

2.32

27



**Valparaiso**

Horizon League

▼ 1



*Team Total*

0.13



## 2012 Indoor Track &amp; Field, Week #3

Only those regionally ranked in top eight are shown

## WOMEN - Mid-Atlantic

1

Penn State  
Big Ten Conference

unch

34

Event	Rank	Athlete	Yr	Mark	Date	Pl. Pts.	Bonus	TOTAL	
▶ 60m	1	Mahagony JONES	SO-2	7.41	1/7	20	3.06	23.06	
▶ 60m	4	Kirsten NIEUWENDAM	FR-1	7.51	1/7	14	1.83	15.83	
▶ 200m	1	Mahagony JONES	SO-2	23.68	1/7	20	2.94	22.94	
▶ 200m	2	Kirsten NIEUWENDAM	FR-1	23.76	1/7	18	2.65	20.65	
▶ 400m	2	Mahagony JONES	SO-2	54.32	1/14	18	2.14	20.14	
▶ 400m	6	Ijeoma IHEOMA	SR-4	55.09	1/27	10	1.08	11.08	
▶ 400m	6	Kirsten NIEUWENDAM	FR-1	55.09	2/4	10	1.08	11.08	
▶ 800m	5	Rebekka SIMKO	SO-2	2:06.91	1/27	12	2.38	14.38	
▶ 800m	6	Marta KLEBE	SO-2	2:11.22	1/27	10	0.74	10.74	
▶ Mile	2	Caitlin LANE	SR-4	4:39.31	1/27	18	3.08	21.08	
▶ Mile	4	Kara MILLHOUSE	SR-4	4:46.96	1/14	14	1.25	15.25	
▶ 3000	2	Kara MILLHOUSE	SR-4	9:19.42	1/27	18	2.90	20.90	
▶ 3000	4	Brooklyne RIDDER	JR-3	9:30.78	1/27	14	1.61	15.61	
▶ 3000	7	Natalie BOWER	JR-3	9:34.80	1/27	9	1.19	10.19	
▶ H60m	1	Evonne BRITTON	JR-3	8.20	1/27	20	4.25	24.25	
▶ H60m	4	Shelley BLACK	FR-1	8.56	2/4	14	1.55	15.55	
▶ 4x400	2	Jones, McGee, Nieuwendam, Iheoma		3:36.91	1/7	18	4.68	22.68	
▶ DMR	2	Lane, Iheoma, Simko, Millhouse		11:05.16	1/27	18	3.93	21.93	
▶ HJ	5	Kelsey COUTS	SO-2	1.74m	5-8½	12	1.51	13.51	
▶ PV	1	Jocelyn WITMER	SR-4	3.90m	12-9½	2/4	20	2.77	22.77
▶ PV	4	Amanda PALENCHAR	SR-4	3.80m	12-5½	1/14	14	1.92	15.92
▶ TJ	3	Tanaya LLOYD	SR-4	12.53m	41-1½	1/14	16	2.29	18.29
▶ TJ	6	Marlene RICKETTS	SO-2	12.40m	40-8½	1/14	10	1.68	11.68
▶ SP	2	Melissa KURZDORFER	SO-2	15.29m	50-2	1/27	18	2.55	20.55
▶ SP	4	Jane SWENSON	SR-4	14.84m	48-8½	1/7	14	1.57	15.57
▶ WT	1	Melissa KURZDORFER	SO-2	19.77m	64-10½	1/27	20	4.44	24.44
▶ PENT	1	Brittney HOWELL	SO-2	3,778	2/4	20	4.65	24.65	

Team Total 544.89

2

Villanova  
BIG EAST Conference

unch

26

Event	Rank	Athlete	Yr	Mark	Date	Pl. Pts.	Bonus	TOTAL	
▶ 60m	7	Shericka WARD	SR-4	7.59c	7.07(55)	12/2	9	0.92	9.92
▶ 200m	4	Shericka WARD	SR-4	23.93		1/27	14	2.06	16.06
▶ Mile	3	Emily LIPARI	SO-2	4:39.78		2/3	16	2.94	18.94
▶ Mile	5	Nicky AKANDE	SO-2	4:47.86		1/27	12	1.08	13.08
▶ Mile	7	Courtney CHAPMAN	FR-1	4:49.08		1/20	9	0.85	9.85
▶ Mile	8	Stephanie SCHAPPERT	FR-1	4:49.11		1/27	8	0.84	8.84
▶ 3000	1	Bogdana MIMIC	JR-3	9:11.95cf	9:14.95	2/3	20	3.77	23.77
▶ 3000	5	Courtney CHAPMAN	FR-1	9:31.21		1/27	12	1.56	13.56
▶ 3000	6	Emily LIPARI	SO-2	9:32.05		1/27	10	1.47	11.47
▶ H60m	2	Shericka WARD	SR-4	8.25		1/27	18	3.86	21.86
▶ H60m	5	Emerald WALDEN	FR-1	8.60		1/27	12	1.26	13.26
▶ DMR	3	Akande, Verdier, Neutts, Lipari		11:12.59		2/3	16	3.26	19.26
▶ HJ	1	Samantha YEATS	SO-2	1.78m	5-10	2/3	20	3.60	23.60
▶ PV	1	Alexander WASIK	FR-1	3.90m	12-9½	2/3	20	2.77	22.77
▶ PV	5	Kathleen MCPHILLIPS	FR-1	3.77m	12-4½	1/27	12	1.70	13.70
▶ PENT	7	Katherine PETRUZZELIS	FR-1	3,376		1/27	9	1.42	10.42

Team Total 307.48

3

Georgetown  
BIG EAST Conference

unch

27

Event	Rank	Athlete	Yr	Mark	Date	Pl. Pts.	Bonus	TOTAL	
▶ 60m	2	Amanda KIMBERS	JR-3	7.50		1/7	18	1.95	19.95
▶ 200m	7	Amanda KIMBERS	JR-3	24.18cf	24.68	1/7	9	1.23	10.23
▶ 400m	8	London FINLEY	SR-4	55.11		2/3	8	1.06	9.06
▶ 800m	2	Emily INFELD	JR-3	2:06.40		1/27	18	2.65	20.65
▶ 800m	3	Chelsea COX	SO-2	2:06.63		1/27	16	2.53	18.53
▶ 800m	4	Rachel SCHNEIDER	JR-3	2:06.73		1/27	14	2.48	16.48
▶ Mile	6	Lauren BORDUIN	SR-4	4:48.10		1/27	10	1.04	11.04
▶ 3000	3	Emily JONES	SO-2	9:28.48		1/27	16	1.87	17.87
▶ 4x400	3	Finley, Kimbers, Cox, Stoudenmire		3:41.92		1/27	16	2.63	18.63
▶ DMR	1	Schneider, Finley, Cox, Infeld		10:55.95		1/27	20	4.79	24.79
▶ PENT	8	Autumn TOUCHSTONE	SR-4	3,291		1/27	8	0.89	8.89


Team Total 218.28




## 2012 Indoor Track &amp; Field, Week #3

Only those regionally ranked in top eight are shown


## WOMEN - Mid-Atlantic

**4**  **Princeton** ▲ **2**  
Ivy League **128**


Event	Rank	Athlete	Yr	Mark	Date	Pl. Pts.	Bonus	TOTAL	
▶ 3000	8	Melissa NEWBERY	JR-3	9:37.95cf	9:40.95	1/14	8	0.96	<b>8.96</b>
▶ 5000	1	Alex BANFICH	SR-4	16:33.17		1/27	20	4.43	<b>24.43</b>
▶ 5000	2	Theresa DEVINE	SO-2	17:03.05		2/4	18	2.06	<b>20.06</b>
▶ 4x400	5	Moran, Hand, Vuong, Barowski		3:46.12		1/28	12	1.23	<b>13.23</b>
▶ DMR	4	Feldman, Moran, Smoot, Mikaelian		11:17.93		2/3	14	2.79	<b>16.79</b>
▶ PV	1	Tory WORTHEN	JR-3	3.90m	12-9½	1/28	20	2.77	<b>22.77</b>
▶ PV	7	Lauren TAUSCHER	JR-3	3.70m	12-1½	1/28	9	1.19	<b>10.19</b>
▶ TJ	5	Imani OLIVER	SO-2	12.44m	40-9%	1/14	12	1.86	<b>13.86</b>
<b>Team Total</b>								<b>191.75</b>	

**5**  **Pittsburgh** ▼ **1**  
BIG EAST Conference **57**


Event	Rank	Athlete	Yr	Mark	Date	Pl. Pts.	Bonus	TOTAL	
▶ 60m	6	Cambrya JONES	SR-4	7.55		12/9	10	1.34	<b>11.34</b>
▶ 200m	3	Cambrya JONES	SR-4	23.90		1/14	16	2.16	<b>18.16</b>
▶ 200m	5	Jonique LAWRENCE	JR-3	24.00		1/27	12	1.81	<b>13.81</b>
▶ 200m	8	Taylor ELLIS-WATSON	FR-1	24.25		1/14	8	1.07	<b>9.07</b>
▶ 400m	1	Taylor ELLIS-WATSON	FR-1	52.75		2/3	20	4.48	<b>24.48</b>
▶ 400m	5	Jonique LAWRENCE	JR-3	54.96		2/3	12	1.23	<b>13.23</b>
▶ 4x400	1	Whittington, Ellis-Watson, Fonrose, Lawrence		3:36.43		2/3	20	4.89	<b>24.89</b>
▶ TJ	8	Ashley CORUM	SO-2	12.20m	40-½	12/9	8	1.04	<b>9.04</b>
▶ PENT	3	Elizabeth KLINE	JR-3	3,540		1/27	16	2.53	<b>18.53</b>
<b>Team Total</b>								<b>173.32</b>	

**6**  **UMES** ▼ **1**  
Mid-Eastern Athletic Conference **85**

Event	Rank	Athlete	Yr	Mark	Date	Pl. Pts.	Bonus	TOTAL	
▶ 400m	3	Lenora GUION-FIRMIN	JR-3	54.46		2/3	16	1.94	<b>17.94</b>
▶ 800m	1	Cynthia ANAIS	SR-4	2:05.66		2/3	20	3.05	<b>23.05</b>
▶ 4x400	4	Abrams, Guion-Firmin, Ducados, Anais		3:45.67		1/20	14	1.35	<b>15.35</b>
▶ SP	1	Vanessa HENRY	SR-4	16.50m	54-1¼	1/20	20	5.18	<b>25.18</b>
▶ SP	8	Lexia ROBINSON	SO-2	14.46m	47-5¼	1/28	8	0.93	<b>8.93</b>
▶ WT	2	Vanessa HENRY	SR-4	19.73m	64-8%	1/20	18	4.36	<b>22.36</b>
▶ WT	7	Lexia ROBINSON	SO-2	17.44m	57-2%	1/20	9	0.79	<b>9.79</b>
<b>Team Total</b>								<b>152.47</b>	

**7**  **Maryland** unch  
Atlantic Coast Conference **128**

Event	Rank	Athlete	Yr	Mark	Date	Pl. Pts.	Bonus	TOTAL	
▶ HJ	2	Amina SMITH	SO-2	1.76m	5-9¼	1/14	18	2.54	<b>20.54</b>
▶ HJ	5	Thea LAFOND	FR-1	1.74m	5-8½	1/28	12	1.51	<b>13.51</b>
▶ LJ	7	Ashley HENDRIX	SR-4	5.77m	18-11¼	1/28	9	0.93	<b>9.93</b>
▶ TJ	4	Thea LAFOND	FR-1	12.47m	40-11	1/14	14	2.00	<b>16.00</b>
▶ WT	3	Moriah YOUNG	JR-3	18.89m	61-11¼	1/21	16	2.78	<b>18.78</b>
<b>Team Total</b>								<b>123.46</b>	

**8**  **Rutgers** ▲ **1**  
BIG EAST Conference **128**

Event	Rank	Athlete	Yr	Mark	Date	Pl. Pts.	Bonus	TOTAL	
▶ 60m	8	Tylia GILLON	SO-2	7.60		1/26	8	0.84	<b>8.84</b>
▶ 5000	8	Brianna DEMING	SO-2	17:20.07		1/26	8	0.92	<b>8.92</b>
▶ DMR	6	Spitzer, Hurrington, Payenski, Deckert		11:52.12		1/20	10	0.79	<b>10.79</b>
▶ LJ	1	Nwamaka OKOBI	SR-4	6.04m	19-9%	12/10	20	3.99	<b>23.99</b>
▶ LJ	6	Asha RUTH	SO-2	5.78m	18-11¼	12/10	10	1.01	<b>11.01</b>
▶ TJ	2	Nwamaka OKOBI	SR-4	12.58m	41-3¼	2/3	18	2.52	<b>20.52</b>
<b>Team Total</b>								<b>101.82</b>	



# 2012 Indoor Track & Field, Week #3

Only those regionally ranked in top eight are shown

## WOMEN - Mid-Atlantic

9

### Monmouth

Northeast Conference

▼ 1  
128

Event	Rank	Athlete	Yr	Mark	Date	Pl. Pts.	Bonus	TOTAL	
▶ DMR	7	Eller, Rutecki, MacEwen, Nelson		11:54.02	1/27	8	0.69	8.69	
▶ HJ	4	Rachel WATKINS	JR-3	1.75m	5-8 $\frac{1}{2}$	1/27	14	2.00	16.00
▶ WT	6	Tilah YOUNG	SO-2	17.55m	57-7	2/1	10	0.93	10.93
▶ PENT	2	Lindsey WALSH	SR-4	3,553	1/27	18	2.64	20.64	
<b>Team Total</b>								99.96	

10

### West Virginia

BIG EAST Conference

▲ unch  
98

Event	Rank	Athlete	Yr	Mark	Date	Pl. Pts.	Bonus	TOTAL	
▶ 5000	6	Kate HARRISON	SR-4	17:18.99cf	17:23.99	1/21	10	0.98	10.98
▶ 5000	7	Katie GILLESPIE	SO-2	17:19.01cf	17:24.01	1/21	9	0.98	9.98
▶ H60m	3	Chene TOWNSEND	JR-3	8.53	2/4	16	1.76	17.76	
▶ HJ	7	Katelyn WILLIAMS	SR-4	1.73m	5-8	2/4	9	1.16	10.16
▶ HJ	7	Sydney CUMMINGS	JR-3	1.73m	5-8	2/4	9	1.16	10.16
▶ PV	5	Katlyn SHELAR	SO-2	3.77m	12-4 $\frac{1}{2}$	1/27	12	1.70	13.70
<b>Team Total</b>								91.17	

11

### Penn State

Ivy League

▲ unch  
128

Event	Rank	Athlete	Yr	Mark	Date	Pl. Pts.	Bonus	TOTAL	
▶ 800m	8	Victoria STRICKLAND	SR-4	2:11.24	2/3	8	0.73	8.73	
▶ 4x400	6	Madison, McDougall, Ali, Strickland		3:47.11	1/27	10	0.97	10.97	
▶ PV	7	Jillian HART	JR-3	3.70m	12-1 $\frac{1}{2}$	2/3	9	1.19	10.19
<b>Team Total</b>								79.72	

12

### Navy

Patriot League

▲ 1  
87

Event	Rank	Athlete	Yr	Mark	Date	Pl. Pts.	Bonus	TOTAL	
▶ Mile	1	Jess PALACIO	SR-4	4:38.43	1/28	20	3.34	23.34	
▶ 5000	5	Brigid BYRNE	JR-3	17:06.17	12/1	12	1.82	13.82	
▶ WT	4	Amanda PHELPS	SR-4	17.87m	58-7 $\frac{1}{2}$	2/4	14	1.35	15.35
<b>Team Total</b>								74.10	

13

### St. Peter's

Metro Atlantic Athletic Conference

▼ 1  
128

Event	Rank	Athlete	Yr	Mark	Date	Pl. Pts.	Bonus	TOTAL	
▶ LJ	3	Jamelia JOHNSON	FR-1	5.86m	19-2 $\frac{1}{2}$	1/20	16	1.87	17.87
▶ PENT	4	Renee BRZYSKI	JR-3	3,448	1/26	14	1.86	15.86	
<b>Team Total</b>								71.37	

14

### Lehigh

Patriot League

▲ 7  
128

Event	Rank	Athlete	Yr	Mark	Date	Pl. Pts.	Bonus	TOTAL	
▶ 5000	3	Katherine PIERCE	SR-4	17:03.44	2/3	16	2.03	18.03	
▶ DMR	8	Kendzor, McManus, Pietrosh, Perry		11:57.24	2/3	6	0.52	6.52	
▶ WT	5	E'lana LEMON	JR-3	17.65m	57-11	12/9	12	1.06	13.06
▶ PENT	6	Brooke ASTOR	SO-2	3,393	1/20	10	1.52	11.52	
<b>Team Total</b>								59.04	

15

### Delaware

Colonial Athletic Association

▲ 3  
128

Event	Rank	Athlete	Yr	Mark	Date	Pl. Pts.	Bonus	TOTAL	
▶ 200m	6	Victoria CARUSO	JR-3	24.05cf	24.55	1/6	10	1.64	11.64
▶ 400m	4	Victoria CARUSO	JR-3	54.78cf	55.48	1/28	14	1.48	15.48
▶ H60m	5	Latoya JAMES	FR-1	8.60	2/3	12	1.26	13.26	
▶ TJ	7	Amira IDRIS	FR-1	12.36m	40-6 $\frac{1}{2}$	2/3	9	1.55	10.55
<b>Team Total</b>								57.45	

16

### UMBC

America East Conference

▼ 1  
128

Event	Rank	Athlete	Yr	Mark	Date	Pl. Pts.	Bonus	TOTAL	
▶ 60m	2	Mercedes JACKSON	FR-1	7.50	1/7	18	1.95	19.95	
▶ H60m	7	Imani COLBERT	SR-4	8.65	2/3	9	0.99	9.99	
▶ SP	7	Amanda DELLER	JR-3	14.53m	47-8	1/27	9	1.04	10.04
<b>Team Total</b>								57.30	



## 2012 Indoor Track &amp; Field, Week #3


Only those regionally ranked in top eight are shown

## WOMEN - Mid-Atlantic

**17**  **Coppin State** ▼ **1**  
Mid-Eastern Athletic Conference **96**

Event	Rank	Athlete	Yr	Mark	Date	Pl. Pts.	Bonus	TOTAL	
▶ LJ	5	Alexis EASTERLING	JR-3	5.81m	1/20	12	1.28	13.28	
▶ LJ	7	Sandra BONGA	JR-3	5.77m	1/13	9	0.93	9.93	
▶ TJ	1	Christina EPPS	JR-3	12.82m	42-¾	2/3	20	3.66	23.66

**Team Total** **54.56**

**18**  **Duquesne** ▼ **4**  
Atlantic 10 Conference **128**

Event	Rank	Athlete	Yr	Mark	Date	Pl. Pts.	Bonus	TOTAL	
▶ LJ	2	Tacquaya TOBIAS	FR-1	6.02m	19-9	1/27	18	3.75	21.75

**Team Total** **52.79**

**19**  **Marshall** ▼ **2**  
Conference USA **128**

Event	Rank	Athlete	Yr	Mark	Date	Pl. Pts.	Bonus	TOTAL	
▶ H60m	7	Vanessa JULES	JR-3	8.65	1/13	9	0.99	9.99	
▶ HJ	2	Vanessa JULES	JR-3	1.76m	5-9¾	1/13	18	2.54	20.54
▶ LJ	4	Crystal WALKER	JR-3	5.83m	19-1½	1/13	14	1.52	15.52

**Team Total** **48.18**

**20**  **Saint Francis (Pa.)** ▼ **1**  
Northeast Conference **128**


Event	Rank	Athlete	Yr	Mark	Date	Pl. Pts.	Bonus	TOTAL	
▶ 4x400	8	Jones, Staily, Leach, LaRose		3:47.83	1/27	6	0.79	6.79	
▶ SP	3	Christin BRIDGE	SR-4	14.88m	48-10	12/3	16	1.66	17.66

**Team Total** **35.66**

**21**  **Temple** ▲ **2**  
Atlantic 10 Conference **128**

Event	Rank	Athlete	Yr	Mark	Date	Pl. Pts.	Bonus	TOTAL	
▶ 4x400	7	Iwugo, Davis Timothy, West, Wilson		3:47.75	1/27	8	0.81	8.81	
▶ SP	6	Margo BRITTON	FR-1	14.62m	47-11¾	2/4	10	1.17	11.17

**Team Total** **32.30**

**22**  **La Salle** ▼ **2**  
Atlantic 10 Conference **128**

Event	Rank	Athlete	Yr	Mark	Date	Pl. Pts.	Bonus	TOTAL
▶ 5000	4	Meghan MCGLINCHEY	SO-2	17:03.51	1/28	14	2.02	16.02

**Team Total** **28.34**

**23**  **Morgan State** ▲ **2**  
Mid-Eastern Athletic Conference **128**

Event	Rank	Athlete	Yr	Mark	Date	Pl. Pts.	Bonus	TOTAL	
▶ SP	5	Ranita MEALER	SO-2	14.80m	48-6¾	12/1	12	1.48	13.48

**Team Total** **26.48**

**24**  **Lafayette** unch  
Patriot League **128**

Event	Rank	Athlete	Yr	Mark	Date	Pl. Pts.	Bonus	TOTAL	
▶ LJ	7	Joelle NEILSON	SR-4	5.77m	18-11¾	1/14	9	0.93	9.93

**Team Total** **25.70**

**25**  **Bucknell** ▼ **3**  
Patriot League **128**

Event	Rank	Athlete	Yr	Mark	Date	Pl. Pts.	Bonus	TOTAL
▶ DMR	5	Braunegg, Zymet, Casalnova, Liggett		11:41.76	1/27	12	1.37	13.37

**Team Total** **23.31**

**26**  **Robert Morris** ▲ **1**  
Northeast Conference **128**

Event	Rank	Athlete	Yr	Mark	Date	Pl. Pts.	Bonus	TOTAL
▶ PENT	5	Tara VAN SCHIE	FR-1	3,409	1/27	12	1.62	13.62

**Team Total** **21.83**



# 2012 Indoor Track & Field, Week #3

Only those regionally ranked in top eight are shown

## WOMEN - Mid-Atlantic

**27**  **Fairleigh Dickinson** ▲ **1**  
 Northeast Conference I 28

Event	Rank	Athlete	Yr	Mark	Date	Pl. Pts.	Bonus	TOTAL	
▶ 60m	5	Altagracia VASQUEZ	SR-4	7.52c	7.00(55)	12/4	12	1.70	13.70

**Team Total** 20.94

**28**  **Towson** ▼ **2**  
 Colonial Athletic Association

Event	Rank	Athlete	Yr	Mark	Date	Pl. Pts.	Bonus	TOTAL	
▶ WT	7	Shianna SMITH	SR-4	17.44m	57-2%	1/21	9	0.79	9.79

**Team Total** 18.96

**29**  **Saint Joseph's** unch  
 Atlantic 10 Conference I 28

**Team Total** 13.11

**30**  **Mount St. Mary's** ▲ **1**  
 Northeast Conference I 28

Event	Rank	Athlete	Yr	Mark	Date	Pl. Pts.	Bonus	TOTAL	
▶ 800m	6	Desiree SCOTT	SO-2	2:11.22		1/27	10	0.74	10.74

**Team Total** 11.47

**31**  **Rider** ▼ **1**  
 Metro Atlantic Athletic Conference I 28

**Team Total** 6.94

**32**  **Howard** unch  
 Mid-Eastern Athletic Conference

**Team Total** 5.07

**33** **Loyola (Md.)** unch  
 Metro Atlantic Athletic Conference

**Team Total** 0.60

**34** **NJIT** unch  
 Great West Conference

**Team Total** 0.03



# 2012 Indoor Track & Field, Week #3

Only those regionally ranked in top eight are shown

## WOMEN - Midwest

1

**Kansas**  
Big 12 Conference

unch

24

Event	Rank	Athlete	Yr	Mark	Date	Pl. Pts.	Bonus	TOTAL	
▶ 60m	4	Diamond DIXON	SO-2	7.50	1/7	14	1.46	15.46	
▶ 60m	5	Denesha MORRIS	JR-3	7.52	1/27	12	1.22	13.22	
▶ 60m	8	Francine SIMPSON	JR-3	7.57	1/27	8	0.76	8.76	
▶ 200m	1	Paris DANIELS	JR-3	23.74cf	24.24	1/27	20	2.60	22.60
▶ 200m	3	Diamond DIXON	SO-2	24.05cf	24.55	1/7	16	1.50	17.50
▶ 200m	5	Denesha MORRIS	JR-3	24.08cf	24.58	1/27	12	1.40	13.40
▶ 400m	1	Diamond DIXON	SO-2	53.05cf	53.75	1/27	20	3.82	23.82
▶ 400m	3	Paris DANIELS	JR-3	54.48cf	55.18	1/27	16	1.79	17.79
▶ Mile	5	Rebeka STOWE	SR-4	4:43.11	2/3	12	1.74	13.74	
▶ 4x400	1	Daniels, Dixon, Morris, Washington		3:38.03	2/3	20	4.72	24.72	
▶ DMR	3	Christensen, Washington, Wilson, Stowe		11:38.26cf	11:42.16	1/13	16	2.76	18.76
▶ HJ	6	Colleen O'BRIEN	FR-1	1.75m	5-8½	1/7	10	1.40	11.40
▶ PV	2	Demi PAYNE	SO-2	4.20m	13-9½	2/3	18	2.92	20.92
▶ LJ	1	Francine SIMPSON	JR-3	6.32m	20-9	2/3	20	4.22	24.22
▶ LJ	2	Andrea GEUBELLE	JR-3	6.21m	20-4½	1/13	18	3.30	21.30
▶ TJ	1	Andrea GEUBELLE	JR-3	13.20m	43-3¾	1/27	20	4.21	24.21
▶ WT	3	Alena KRECHYK	JR-3	20.42m	67-0	2/3	16	2.29	18.29
▶ PENT	6	Lindsay VOLLMER	FR-1	3,841		1/27	10	1.41	11.41
<b>Team Total</b>								391.39	

2

**Nebraska**  
Big Ten Conference

unch

31

Event	Rank	Athlete	Yr	Mark	Date	Pl. Pts.	Bonus	TOTAL	
▶ 60m	2	Mara WEEKES	SO-2	7.46	1/28	18	1.95	19.95	
▶ 200m	8	Mara WEEKES	SO-2	24.14	1/28	8	1.19	9.19	
▶ 800m	2	Ashley MILLER	SR-4	2:08.26	1/28	18	2.53	20.53	
▶ 800m	3	Jessica FURLAN	JR-3	2:09.18	2/3	16	1.96	17.96	
▶ 800m	6	Brooke DINSDALE	SR-4	2:10.38	2/3	10	1.22	11.22	
▶ 800m	8	Blaire DINSDALE	SR-4	2:11.08	1/28	8	0.92	8.92	
▶ Mile	1	Ashley MILLER	SR-4	4:39.11	2/3	20	2.76	22.76	
▶ Mile	4	Jessica FURLAN	JR-3	4:42.88	1/28	14	1.80	15.80	
▶ 3000	6	Ashley MILLER	SR-4	9:21.59	1/21	10	1.51	11.51	
▶ 3000	8	Jessica FURLAN	JR-3	9:29.20	1/21	8	0.91	8.91	
▶ 5000	4	Katie WHITE	JR-3	16:59.89	1/21	14	2.23	16.23	
▶ 5000	5	Martina BARINOVA	SO-2	17:04.37	1/28	12	2.02	14.02	
▶ DMR	1	Miller, Dougherty, Hamik, Furlan		11:34.11	1/13	20	3.14	23.14	
▶ HJ	5	Marusa CERNJUL	FR-1	1.76m	5-9½	1/21	12	1.77	13.77
▶ HJ	7	Jillanna SCANLAN	SO-2	1.73m	5-8	1/28	9	0.86	9.86
▶ PV	4	Cami JISKRA	SR-4	4.05m	13-3¾	1/13	14	1.77	15.77
▶ PV	7	Maggie MAHER	SO-2	3.97m	13-¾	2/3	9	1.22	10.22
▶ LJ	3	Mara GRIVA	JR-3	6.18m	20-3¾	2/3	16	3.05	19.05
▶ TJ	3	Mara GRIVA	JR-3	12.61m	41-4½	1/21	16	2.20	18.20
▶ TJ	5	Anna WEIGANDT	SO-2	12.43m	40-9½	1/28	12	1.65	13.65
▶ WT	8	Taylor JENSEN	SO-2	18.81m	61-8½	1/21	8	0.47	8.47
▶ PENT	5	Anne MARTIN	SO-2	3,865	2/3	12	1.56	13.56	
▶ PENT	8	Jordan STIENS	FR-1	3,791	2/3	8	1.10	9.10	
<b>Team Total</b>								389.76	



## 2012 Indoor Track &amp; Field, Week #3

Only those regionally ranked in top eight are shown

## WOMEN - Midwest

3



## Kansas State

Big 12 Conference

unch

46

Event	Rank	Athlete	Yr	Mark	Date	Pl. Pts.	Bonus	TOTAL
▶ 800m	1	Boglarka BOZZAY	SR-4	2:06.00	2/3	20	3.97	23.97
▶ Mile	3	Boglarka BOZZAY	SR-4	4:42.03 OT	1/28	16	2.01	18.01
▶ H60m	4	Mairead MURPHY	SR-4	8.46cA 8.44	2/3	14	1.99	15.99
▶ H60m	5	Erica TWISS	FR-1	8.52cA 8.50	2/3	12	1.43	13.43
▶ H60m	7	Richelle FARLEY	JR-3	8.58cA 8.56	2/3	9	1.04	10.04
▶ H60m	8	Ryann KRAIS	SR-4	8.60	1/26	8	0.92	8.92
▶ 4x400	3	Kolmer, Twiss, Alonso, Kraiss		3:43.19cA 3:42.75	2/3	16	2.08	18.08
▶ HJ	1	Alyx TREASURE	FR-1	1.82m 5-11½	1/14	20	4.15	24.15
▶ HJ	3	Joslyn BARNES	FR-1	1.77m 5-9½	1/26	16	2.16	18.16
▶ LJ	6	Erica TWISS	FR-1	5.83m 19-1½	2/3	10	0.90	10.90
▶ PENT	1	Ryann KRAIS	SR-4	4,074	1/26	20	3.16	23.16
▶ PENT	4	Mairead MURPHY	SR-4	3,898	1/26	14	1.76	15.76
▶ PENT	7	Erica TWISS	FR-1	3,826	1/26	9	1.31	10.31

Team Total 259.42

4



## Illinois

Big Ten Conference

unch

81

Event	Rank	Athlete	Yr	Mark	Date	Pl. Pts.	Bonus	TOTAL
▶ 200m	1	Ashley SPENCER	FR-1	23.74cf 24.24	1/20	20	2.60	22.60
▶ 200m	4	Ashley KELLY	SR-4	24.06cf 24.56	1/20	14	1.47	15.47
▶ 200m	5	Kayla SMITH	JR-3	24.08cf 24.58	2/4	12	1.40	13.40
▶ 400m	2	Ashley SPENCER	FR-1	54.42	1/28	18	1.87	19.87
▶ 400m	7	Ashley KELLY	SR-4	55.05	1/28	9	1.01	10.01
▶ H60m	1	Breana COLEMAN	SO-2	8.34	2/4	20	3.14	23.14
▶ H60m	2	Jesica EJESIEME	SO-2	8.39	2/4	18	2.65	20.65
▶ 4x400	2	Ejesieme, Kelly, Boyd, Spencer		3:40.12cf 3:42.92	1/20	18	3.63	21.63
▶ PV	1	Stephanie RICHARTZ	SO-2	4.21m 13-9½	2/4	20	3.02	23.02
▶ PV	8	Elizabeth EITZEN	SO-2	3.91m 12-10	2/4	8	0.82	8.82

Team Total 227.50

5



## Southern Illinois

Missouri Valley Conference

▲ 1

11

Event	Rank	Athlete	Yr	Mark	Date	Pl. Pts.	Bonus	TOTAL
▶ HJ	2	Kenya CULMER	SO-2	1.78m 5-10	2/3	18	2.56	20.56
▶ LJ	4	Malaikah LOVE	JR-3	6.13m 20-1½	1/13	14	2.64	16.64
▶ TJ	2	Malaikah LOVE	JR-3	12.91m 42-4½	2/3	18	3.22	21.22
▶ SP	2	Jeneva MCCALL	JR-3	17.47m 57-3½	1/20	18	3.60	21.60
▶ SP	7	Kim FORTNEY	SO-2	15.56m 51-¾	1/27	9	0.66	9.66
▶ WT	1	Jeneva MCCALL	JR-3	23.76m 77-11½	1/13	20	7.50	27.50
▶ WT	4	Rickaell ROACH	SR-4	20.08m 65-10½	12/3	14	1.83	15.83
▶ WT	5	Kim FORTNEY	SO-2	19.59m 64-3½	1/13	12	1.30	13.30
▶ PENT	2	Malaikah LOVE	JR-3	4,008	1/20	18	2.56	20.56

Team Total 187.77

6



## Iowa State

Big 12 Conference

▼ 1

14

Event	Rank	Athlete	Yr	Mark	Date	Pl. Pts.	Bonus	TOTAL
▶ 400m	4	Kianna ELAHI	JR-3	54.62 OT	1/28	14	1.59	15.59
▶ 400m	8	Eseroghene OKORO	JR-3	55.18 OT	1/28	8	0.90	8.90
▶ 800m	7	Ejiroghene OKORO	JR-3	2:10.56 OT	1/28	9	1.13	10.13
▶ Mile	7	Betsy SAINA	JR-3	4:44.18 OT	1/20	9	1.47	10.47
▶ Mile	8	Dani STACK	JR-3	4:46.35 OT	1/20	8	1.06	9.06
▶ 3000	1	Betsy SAINA	JR-3	9:06.61 OT	1/28	20	3.16	23.16
▶ 3000	2	Dani STACK	JR-3	9:08.00 OT	1/28	18	2.98	20.98
▶ 3000	5	Meaghan NELSON	JR-3	9:17.85 OT	1/28	12	1.81	13.81
▶ 4x400	4	Christensen, Okoro, Okoro, Elahi		3:43.49	2/3	14	1.93	15.93
▶ DMR	5	Lee, Okoro, Olson, Stack		11:41.69 OT	1/20	12	2.44	14.44
▶ SP	5	Christina HILLMAN	FR-1	16.44m 53-11½	12/9	12	1.80	13.80
▶ SP	8	Hayli BOZARTH	SO-2	15.55m 51-¾	1/28	8	0.65	8.65

Team Total 173.18



## 2012 Indoor Track &amp; Field, Week #3

Only those regionally ranked in top eight are shown

## WOMEN - Midwest

7



Oklahoma

Big 12 Conference

unch

19

Event	Rank	Athlete	Yr	Mark	Date	Pl. Pts.	Bonus	TOTAL	
▶ 60m	2	Sherine WELLS	SR-4	7.46	1/21	18	1.95	19.95	
▶ 3000	4	Jessica ENGEL	SR-4	9:16.11	1/27	14	1.99	15.99	
▶ DMR	4	Ferguson, Rolle, Crain, Brown		11:41.43	1/27	14	2.46	16.46	
▶ HJ	3	Kristen RICE	JR-3	1.77m	5-9%	1/27	16	2.16	18.16
▶ PV	5	Katie ADAIR	FR-1	4.01m	13-1%	1/27	12	1.50	13.50
▶ SP	1	Tia BROOKS	JR-3	18.49m	60-8	1/21	20	5.52	25.52
▶ SP	4	Karen SHUMP	JR-3	16.54m	54-3%	1/27	14	1.93	15.93
▶ SP	6	Bailey WAGNER	SR-4	15.67m	51-5	1/27	10	0.80	10.80

Team Total 168.78

8



Illinois State

Missouri Valley Conference

unch

38

Event	Rank	Athlete	Yr	Mark	Date	Pl. Pts.	Bonus	TOTAL	
▶ 400m	5	Sade SEALY	JR-3	54.79 OT	2/3	12	1.36	13.36	
▶ Mile	2	Aisha PRAUGHT	SR-4	4:41.49 OT	2/3	18	2.15	20.15	
▶ 5000	2	Elise SIGG	JR-3	16:46.37 OT	2/3	18	2.90	20.90	
▶ 5000	7	Rachael BREWER	SO-2	17:30.26	1/27	9	1.19	10.19	
▶ DMR	7	Praught, McAfee, Kerkman, Zillmer		11:55.03	1/27	8	1.52	9.52	
▶ SP	3	Brittany SMITH	JR-3	16.85m	55-3%	1/14	16	2.43	18.43
▶ WT	2	Brittany SMITH	JR-3	20.87m	68-5%	2/3	18	2.99	20.99
▶ WT	7	Victoria ZIEGLER	SR-4	18.95m	62-2%	2/3	9	0.62	9.62

Team Total 131.66

9



Minnesota

Big Ten Conference

unch

99

Event	Rank	Athlete	Yr	Mark	Date	Pl. Pts.	Bonus	TOTAL
▶ 60m	5	Chimerem OKOROJI	SR-4	7.52	1/20	12	1.22	13.22
▶ 5000	1	Laura DOCHERTY	SO-2	16:46.11 OT	2/3	20	2.91	22.91
▶ 5000	3	Rachel DRAKE	SO-2	16:53.89 OT	2/3	16	2.53	18.53

Team Total 125.70

10



Iowa

Big Ten Conference

▲ 4

105

Event	Rank	Athlete	Yr	Mark	Date	Pl. Pts.	Bonus	TOTAL	
▶ 400m	6	Ashley LIVERPOOL	SO-2	54.82 OT	2/3	10	1.32	11.32	
▶ 3000	7	Mareike SCHRULLE	JR-3	9:23.97 OT	2/3	9	1.32	10.32	
▶ 4x400	6	Mims, Quinn, Simonson, Erickson		3:44.96	1/27	10	1.20	11.20	
▶ HJ	7	Khanishah WILLIAMS	FR-1	1.73m	5-8	1/21	9	0.86	9.86
▶ LJ	5	Carisa LEACOCK	SO-2	5.84m	19-2	1/27	12	0.96	12.96
▶ TJ	6	Carisa LEACOCK	SO-2	12.33m	40-5%	1/14	10	1.42	11.42

Team Total 95.99

11



Wichita State

Missouri Valley Conference

▲ 2

33

Event	Rank	Athlete	Yr	Mark	Date	Pl. Pts.	Bonus	TOTAL	
▶ 60m	1	Audacia MOORE	SR-4	7.45	2/3	20	2.07	22.07	
▶ 200m	7	Audacia MOORE	SR-4	24.12cf	24.62	2/3	9	1.26	10.26
▶ 3000	3	Aliphine TULIAMUK	JR-3	9:11.49	1/27	16	2.55	18.55	

Team Total 77.54

12



Missouri State

Missouri Valley Conference

▼ 1

128

Event	Rank	Athlete	Yr	Mark	Date	Pl. Pts.	Bonus	TOTAL	
▶ 5000	6	Erin EDWARDS	SO-2	17:22.89	1/27	10	1.42	11.42	
▶ 4x400	5	Graham, Moncherry, Lewellyn, Maximilien		3:44.94cf	3:47.74	2/3	12	1.21	13.21
▶ LJ	8	Kimsue GRANT	JR-3	5.81m	19-¾	1/27	8	0.79	8.79
▶ TJ	8	Kimsue GRANT	JR-3	12.04m	39-6	2/3	8	0.74	8.74

Team Total 76.72

13



Northern Iowa

Missouri Valley Conference

▼ 3

74

Event	Rank	Athlete	Yr	Mark	Date	Pl. Pts.	Bonus	TOTAL	
▶ H60m	3	Olimpia NOWAK	SR-4	8.44	1/20	16	2.18	18.18	
▶ WT	6	Traci HARMS	SR-4	19.14m	62-9%	1/27	10	0.82	10.82
▶ PENT	2	Olimpia NOWAK	SR-4	4,008	1/27	18	2.56	20.56	

Team Total 72.56



# 2012 Indoor Track & Field, Week #3

Only those regionally ranked in top eight are shown

## WOMEN - Midwest

**14**  **North Dakota State** ▼ **2**  
The Summit League **66**

Event	Rank	Athlete	Yr	Mark	Date	Pl. Pts.	Bonus	TOTAL
▶ 800m	4	Brittany SCHANANDORE	SR-4	2:09.94 OT	1/28	14	1.49	15.49
▶ 4x400	7	Page, Stratioti, Schanandore, Simon		3:45.20cf 3:48.00	1/20	8	1.08	9.08
▶ HJ	7	Toni TOLLEFSON	SO-2	1.73m 5-8	12/9	9	0.86	9.86
▶ PV	2	Leslie BROST	JR-3	4.20m 13-9½	1/15	18	2.92	20.92
<b>Team Total</b>								<b>67.94</b>

**15**  **Missouri** unch  
Big 12 Conference **128**

Event	Rank	Athlete	Yr	Mark	Date	Pl. Pts.	Bonus	TOTAL
▶ Mile	6	Laura ROXBERG	JR-3	4:44.09 OT	1/28	10	1.50	11.50
▶ DMR	2	Belvis, Farmer, Ross, Roxberg		11:35.13cf 11:39.03	1/13	18	3.05	21.05
<b>Team Total</b>								<b>48.48</b>

**16**  **Saint Louis** unch  
Atlantic 10 Conference **128**

Event	Rank	Athlete	Yr	Mark	Date	Pl. Pts.	Bonus	TOTAL
▶ 5000	8	Jessica HOEFERT	SO-2	17:39.84 OT	2/3	8	0.89	8.89
▶ LJ	7	Brittney CLOUDY	SR-4	5.82m 19-1¼	1/27	9	0.84	9.84
▶ TJ	7	Brittney CLOUDY	SR-4	12.19m 40-0	12/3	9	1.09	10.09
<b>Team Total</b>								<b>45.62</b>

**17**  **Eastern Illinois** ▲ **1**  
Ohio Valley Conference **128**

Event	Rank	Athlete	Yr	Mark	Date	Pl. Pts.	Bonus	TOTAL
▶ PV	5	Jade RIEBOLD	SO-2	4.01m 13-1¼	2/3	12	1.50	13.50
<b>Team Total</b>								<b>41.26</b>

**18**  **Northern Illinois** ▼ **1**  
Mid-American Conference **128**

Event	Rank	Athlete	Yr	Mark	Date	Pl. Pts.	Bonus	TOTAL
▶ 60m	7	Janay MITCHELL	JR-3	7.55	1/28	9	0.92	9.92
▶ TJ	4	Jenner SIO	JR-3	12.47m 40-11	1/28	14	1.74	15.74
<b>Team Total</b>								<b>39.41</b>

**19**  **South Dakota State** unch  
The Summit League **128**


Event	Rank	Athlete	Yr	Mark	Date	Pl. Pts.	Bonus	TOTAL
▶ HJ	7	Mary WIRTH	SO-2	1.73m 5-8	1/14	9	0.86	9.86
<b>Team Total</b>								<b>22.81</b>

**20**  **Tulsa** ▲ **10**  
Conference USA **128**

Event	Rank	Athlete	Yr	Mark	Date	Pl. Pts.	Bonus	TOTAL
▶ 800m	5	Done VERMAAK	JR-3	2:10.00 OT	2/3	12	1.45	13.45
▶ 4x400	8	Powell, Schuster, Camp, Vermaak		3:45.56 OT	2/3	6	0.92	6.92
<b>Team Total</b>								<b>20.51</b>

**21**  **Loyola-Chicago** ▲ **6**  
Horizon League **128**

Event	Rank	Athlete	Yr	Mark	Date	Pl. Pts.	Bonus	TOTAL
▶ DMR	6	Clark, Kinney, Bane, Valgoi		11:46.80 OT	2/3	10	2.02	12.02
<b>Team Total</b>								<b>20.03</b>

**22**  **Southeast Missouri** ▼ **1**  
Ohio Valley Conference **128**

Event	Rank	Athlete	Yr	Mark	Date	Pl. Pts.	Bonus	TOTAL
<b>Team Total</b>								<b>15.67</b>

**23**  **Illinois Chicago** ▲ **3**  
Horizon League **128**

Event	Rank	Athlete	Yr	Mark	Date	Pl. Pts.	Bonus	TOTAL
▶ DMR	8	Johnson, Kirby, Zaiter, Ehrhardt		12:04.81 OT	2/3	6	0.94	6.94
<b>Team Total</b>								<b>14.51</b>

USTFCCCA Non-Member

Those schools marked in RED will NOT be ranked, beginning Week 2



# 2012 Indoor Track & Field, Week #3

Only those regionally ranked in top eight are shown

## WOMEN - Midwest

**24**  **Drake** **unch**  
Missouri Valley Conference **128**

Event	Rank	Athlete	Yr	Mark	Date	Pl. Pts.	Bonus	TOTAL
H60m	6	Marissa SMITH	JR-3	8.57	2/3	10	1.10	11.10


**Team Total** 11.95

**29**  **Western Illinois** **unch**  
The Summit League **128**

**Team Total** 5.30

**25**  **Oklahoma State** ▼ **5**  
Big 12 Conference **83**


**Team Total** 11.92

**30**  **DePaul** ▼ **2**  
BIG EAST Conference **128**

**Team Total** 0.70

**26**  **Oral Roberts** ▼ **3**  
The Summit League **128**

**Team Total** 11.78

**27**  **UMKC** ▼ **5**  
The Summit League **128**

**Team Total** 10.10

**28**  **Bradley** ▼ **3**  
Missouri Valley Conference **128**

**Team Total** 5.51



## 2012 Indoor Track &amp; Field, Week #3


Only those regionally ranked in top eight are shown

## WOMEN - Mountain

**1**  **Texas Tech**  
Big 12 Conference **unch** **8**

Event	Rank	Athlete	Yr	Mark	Date	Pl. Pts.	Bonus	TOTAL	
▶ 60m	3	Erica ALEXANDER	SR-4	7.52cA	6.98(55)	1/20	16	1.72	17.72
▶ 60m	5	Cierra WHITE	FR-1	7.55	2/3	12	1.42	13.42	
▶ 60m	6	Terra EVANS	SR-4	7.56	2/3	10	1.32	11.32	
▶ 200m	2	Candace JACKSON	JR-3	24.16	1/27	18	2.63	20.63	
▶ 200m	3	Cierra WHITE	FR-1	24.27	2/3	16	2.26	18.26	
▶ 400m	1	Candace JACKSON	JR-3	54.26	2/3	20	3.08	23.08	
▶ 400m	4	Olivia LEWIS	JR-3	55.29	2/3	14	1.74	15.74	
▶ 400m	5	Taylor EVANS	SR-4	55.30	1/27	12	1.72	13.72	
▶ 800m	5	Devin BAILEY	SR-4	2:07.95	1/27	12	1.74	13.74	
▶ Mile	2	Caroline JEPLETING	SR-4	4:42.20	1/27	18	2.54	20.54	
▶ 3000	7	Rose TANUI	SR-4	9:34.85	1/27	9	1.42	10.42	
▶ H60m	1	Katie GRIMES	JR-3	8.28	2/3	20	4.45	24.45	
▶ H60m	3	Precious NWOKEY	SR-4	8.51	1/27	16	2.23	18.23	
▶ 4x400	1	Jackson, Alexander, Lewis, Evans		3:36.10	2/3	20	6.25	26.25	
▶ DMR	2	Bailey, Lewis, Folan, Jepleting		11:49.41cA OT 11:55.14	1/20	18	5.79	23.79	
▶ LJ	1	Precious NWOKEY	SR-4	6.10m	20-¾	1/13	20	4.65	24.65
▶ TJ	1	Avril MCGHEE	FR-1	12.35m	40-6¾	2/3	20	3.02	23.02
▶ SP	1	Kelly CLOSSE	JR-3	16.83m	55-2¾	1/27	20	5.37	25.37
▶ SP	2	Ifeatu OKAFOR	JR-3	15.84m	51-11¾	1/27	18	3.19	21.19
▶ WT	1	Kelly CLOSSE	JR-3	21.56m	70-9	2/4	20	6.01	26.01
▶ PENT	1	Precious NWOKEY	SR-4	3,961	1/27	20	4.16	24.16	

Team Total 422.87

**2**  **BYU**  
West Coast Conference **unch** **7**

Event	Rank	Athlete	Yr	Mark	Date	Pl. Pts.	Bonus	TOTAL	
▶ 200m	8	Danielle FIGGINS	SO-2	24.79	2/3	8	0.83	8.83	
▶ 800m	1	Nachelle MACKIE	JR-3	2:03.56	2/3	20	3.58	23.58	
▶ 800m	2	Katie PALMER	SR-4	2:03.79	2/3	18	3.47	21.47	
▶ 800m	3	Lacey BLEAZARD	SR-4	2:05.88 OT	1/27	16	2.53	18.53	
▶ Mile	1	Katie PALMER	SR-4	4:39.83 OT	1/27	20	3.10	23.10	
▶ Mile	6	Candace EDDY	JR-3	4:48.45 OT	1/27	10	1.32	11.32	
▶ 5000	4	Katy ANDREWS	SR-4	17:04.53	2/3	14	1.74	15.74	
▶ 5000	5	Stephanie JENSEN-BILLS	JR-3	17:21.31	2/3	12	1.05	13.05	
▶ 5000	7	Kendra CHRISTENSEN	JR-3	17:24.82 OT	1/27	9	0.90	9.90	
▶ 5000	8	Kathryn VIDMAR	JR-3	17:25.21 OT	1/27	8	0.89	8.89	
▶ H60m	5	Fatima DEDRICKSON	SR-4	8.66	2/3	12	1.04	13.04	
▶ 4x400	7	Mackie, Palmer, Figgins, Bleazard		3:48.67	2/3	8	1.20	9.20	
▶ DMR	1	Edwards, Mackie, Bleazard, Palmer		11:13.62 OT	1/27	20	12.22	32.22	
▶ HJ	2	Ada ROBINSON	SR-4	1.76m	5-9¾	1/28	18	2.50	20.50
▶ HJ	3	Diana BLAUER	SR-4	1.75m	5-8¾	2/3	16	2.09	18.09
▶ PV	1	Christen BOTTERON-GUNTHER	SR-4	4.30m	14-1¼	2/3	20	4.84	24.84
▶ PV	4	Nicole NAATJES	FR-1	3.90m	12-9¾	1/28	14	1.11	15.11
▶ TJ	8	Elizabeth WILSON	SO-2	11.88m	38-11¾	1/20	8	1.12	9.12
▶ PENT	8	Cecily BOYCE	FR-1	3,546	1/28	8	0.92	8.92	

Team Total 351.29

**3**  **UTEP**  
Conference USA **▲ 4** **47**

Event	Rank	Athlete	Yr	Mark	Date	Pl. Pts.	Bonus	TOTAL	
▶ 60m	1	Endurance ABINUWA	SR-4	7.35	1/14	20	3.48	23.48	
▶ 60m	6	Yolanda SUGGS	JR-3	7.56	1/14	10	1.32	11.32	
▶ 200m	1	Endurance ABINUWA	SR-4	23.83cA	23.76	1/20	20	3.78	23.78
▶ 400m	2	Endurance ABINUWA	SR-4	54.60	2/3	18	2.63	20.63	
▶ 3000	4	Risper KIMAIYO	SR-4	9:32.63cA	9:47.09	1/20	14	1.65	15.65
▶ H60m	2	Janice JACKSON	SO-2	8.48cA	8.46	1/20	18	2.51	20.51
▶ H60m	6	Samantha SHARPER	JR-3	8.68	2/3	10	0.91	10.91	
▶ 4x400	3	Suggs, Stewart, Bowers, Abinuwa		3:47.45	2/3	16	1.67	17.67	
▶ PENT	4	Marine MENEZ	SR-4	3,686	2/3	14	1.79	15.79	

Team Total 185.28




# 2012 Indoor Track & Field, Week #3

Only those regionally ranked in top eight are shown

## WOMEN - Mountain

**4**  **Utah State** ▼ **1**  
Western Athletic Conference **80**

Event	Rank	Athlete	Yr	Mark	Date	Pl. Pts.	Bonus	TOTAL	
▶ 200m	4	Bailee WITWORTH	JR-3	24.32	2/4	14	2.09	16.09	
▶ 200m	6	Aubrie HAYMORE	JR-3	24.75	2/4	10	0.92	10.92	
▶ 400m	7	Katelyn HEINER	SR-4	55.72cA	1/20	9	1.19	10.19	
▶ 4x400	8	Whittle, Haymore, Bosworth, Heiner		3:49.12cf	1/27	6	1.03	7.03	
▶ HJ	4	CHARI HAWKINS	SO-2	1.74m	5-8 $\frac{1}{2}$	1/27	14	1.68	15.68
▶ HJ	5	Rachel ORR	FR-1	1.73m	5-8	1/27	12	1.30	13.30
▶ PV	2	Sonia GRABOWSKA	SR-4	4.11m	13-5 $\frac{1}{2}$	2/4	18	2.98	20.98
▶ LJ	8	CHARI HAWKINS	SO-2	5.67m	18-7 $\frac{1}{2}$	1/13	8	0.77	8.77
▶ TJ	7	Sam NIELSON	JR-3	11.91m	39-1	2/4	9	1.21	10.21
▶ SP	6	Spela HUS	SR-4	14.78m	48-6	2/4	10	1.29	11.29
▶ PENT	6	CHARI HAWKINS	SO-2	3,610	1/27	10	1.32	11.32	
<b>Team Total</b>								<b>180.34</b>	

**5**  **Weber State** ▲ **1**  
Big Sky Conference **92**

Event	Rank	Athlete	Yr	Mark	Date	Pl. Pts.	Bonus	TOTAL	
▶ 800m	4	Amber HENRY	JR-3	2:07.42cA	2:08.03	2/3	14	1.89	15.89
▶ Mile	3	Amber HENRY	JR-3	4:42.83cA	4:48.33	1/13	16	2.40	18.40
▶ 3000	1	Amber HENRY	JR-3	9:13.81 OT	1/27	20	3.66	23.66	
▶ 3000	6	Sarah CALLISTER	JR-3	9:34.38cA	9:46.91	1/13	10	1.47	11.47
▶ 5000	1	Sarah CALLISTER	JR-3	16:29.25 OT	1/27	20	3.49	23.49	
▶ 5000	2	Taylor THORNLEY	JR-3	16:29.66 OT	1/27	18	3.46	21.46	
▶ 4x400	6	Alston, Billings, Isakson, Henry		3:48.56cA	3:48.12	2/3	10	1.24	11.24
<b>Team Total</b>								<b>169.21</b>	

**6**  **Nevada** ▼ **2**  
Western Athletic Conference **109**

Event	Rank	Athlete	Yr	Mark	Date	Pl. Pts.	Bonus	TOTAL	
▶ 60m	3	Kashae KNOX	FR-1	7.52	1/27	16	1.72	17.72	
▶ 60m	8	Angelica EARLS	JR-3	7.59	1/14	8	1.02	9.02	
▶ Mile	4	Samantha DIAZ	SO-2	4:43.43 OT	1/27	14	2.26	16.26	
▶ DMR	4	Gramolini, Martin, Underwood, Romanko		12:20.71 OT	1/27	14	0.68	14.68	
▶ HJ	1	La Tijera AVERY	SR-4	1.80m	5-10 $\frac{1}{2}$	2/3	20	4.13	24.13
▶ LJ	5	Deborah AMOAH	JR-3	5.77m	18-11 $\frac{1}{2}$	12/2	12	1.43	13.43
▶ TJ	4	Deborah AMOAH	JR-3	12.02m	39-5 $\frac{1}{2}$	2/3	14	1.55	15.55
<b>Team Total</b>								<b>137.65</b>	

**7**  **New Mexico** ▼ **2**  
Mountain West Conference **41**

Event	Rank	Athlete	Yr	Mark	Date	Pl. Pts.	Bonus	TOTAL	
▶ 400m	6	Shirley PITTS	JR-3	55.54cA	55.43	2/3	10	1.42	11.42
▶ 800m	6	Josephine MOULTRIE	JR-3	2:09.27cA	2:010.00	1/27	10	1.36	11.36
▶ Mile	7	Imogen AINSWORTH	JR-3	4:49.05cA	4:55.49	1/27	9	1.23	10.23
▶ Mile	8	Sarah WALDRON	SR-4	4:52.15cA	4:58.66	1/27	8	0.78	8.78
▶ 4x400	4	Brazley, Brown, Kelchner, Pitts		3:47.65cA	3:47.21	1/20	14	1.59	15.59
▶ PV	4	Amber MENKE	JR-3	3.90m	12-9 $\frac{1}{2}$	1/27	14	1.11	15.11
▶ PV	4	Margo TUCKER	SO-2	3.90m	12-9 $\frac{1}{2}$	1/27	14	1.11	15.11
▶ LJ	8	Precious SELMON	JR-3	5.67m	18-7 $\frac{1}{2}$	1/27	8	0.77	8.77
▶ LJ	8	Yeshemabet TURNER	FR-1	5.67m	18-7 $\frac{1}{2}$	1/27	8	0.77	8.77
▶ TJ	5	Yeshemabet TURNER	FR-1	11.98m	39-3 $\frac{1}{2}$	1/27	12	1.43	13.43
<b>Team Total</b>								<b>135.33</b>	



# 2012 Indoor Track & Field, Week #3

Only those regionally ranked in top eight are shown

## WOMEN - Mountain

8

### New Mexico State

Western Athletic Conference

▲ 2  
128

Event	Rank	Athlete	Yr	Mark	Date	Pl. Pts.	Bonus	TOTAL	
▶ 200m	5	Leah BENTON	SR-4	24.70cA	24.63	1/27	12	1.03	13.03
▶ 200m	7	LaSasha ALDREDGE	SO-2	24.76cA	24.69	1/27	9	0.90	9.90
▶ 400m	8	LaSasha ALDREDGE	SO-2	56.00cA	55.89	2/3	8	0.91	8.91
▶ 3000	8	Courtney SCHULTZ	JR-3	9:38.89cA	9:53.51	1/27	8	1.05	9.05
▶ DMR	5	Thompson, Aldredge, Clay, Hawk		12:24.14cA	12:35.58	2/3	12	0.15	12.15
▶ LJ	3	India CLEVELAND	SR-4	5.83m	19-1½	2/3	16	2.01	18.01
▶ LJ	4	Zoe MEADE	SO-2	5.78m	18-11½	1/13	14	1.52	15.52
▶ TJ	5	Mareka CLARK	JR-3	11.98m	39-3¾	1/27	12	1.43	13.43
<b>Team Total</b>								129.38	

9

### Air Force

Mountain West Conference

▲ 2  
128

Event	Rank	Athlete	Yr	Mark	Date	Pl. Pts.	Bonus	TOTAL	
▶ DMR	6	Drolshagen, Mayne, Fain, Carroll		12:31.11cA	12:42.66	2/3	10	0.00	10.00
▶ HJ	5	Regan ROGERS	SO-2	1.73m	5-8	2/3	12	1.30	13.30
▶ PV	3	Kimber SHEALY	SR-4	4.00m	13-1½	1/28	16	1.90	17.90
▶ PV	4	Wren BONNER	FR-1	3.90m	12-9½	12/9	14	1.11	15.11
▶ TJ	3	Kassie GURNELL	SO-2	12.17m	39-11½	2/3	16	2.19	18.19
▶ SP	4	Paige BLACKBURN	SR-4	14.99m	49-2½	1/28	14	1.61	15.61
▶ WT	7	Paige BLACKBURN	SR-4	18.01m	59-1½	2/3	9	1.12	10.12
<b>Team Total</b>								124.35	

10

### Utah

Pacific-12 Conference

▼ 2  
59

Event	Rank	Athlete	Yr	Mark	Date	Pl. Pts.	Bonus	TOTAL	
▶ 800m	7	Lucy YATES	SR-4	2:10.82	1/27	9	0.92	9.92	
▶ 4x400	2	Johnson, McKay, Eisenbeiss, Yates		3:46.76	1/27	18	1.93	19.93	
▶ PV	4	Klaudia ROKOSSA	JR-3	3.90m	12-9½	2/3	14	1.11	15.11
▶ SP	7	Nikkie RUDDER	JR-3	14.44m	47-4½	2/3	9	0.78	9.78
▶ WT	8	Anneli STAHL	JR-3	17.54m	57-6¾	2/3	8	0.63	8.63
<b>Team Total</b>								123.68	

11

### Colorado State

Mountain West Conference

▲ 2  
128

Event	Rank	Athlete	Yr	Mark	Date	Pl. Pts.	Bonus	TOTAL	
▶ 3000	5	Nicole PETERS	SR-4	9:33.74cA	9:48.23	1/20	12	1.53	13.53
▶ LJ	5	Bethany DELONG	SO-2	5.77m	18-11¼	1/28	12	1.43	13.43
▶ TJ	2	Meaghann PEAK	SR-4	12.21m	40-¾	1/28	18	2.38	20.38
▶ WT	6	Kiah HICKS	FR-1	18.20m	59-8½	2/3	10	1.32	11.32
<b>Team Total</b>								120.02	

12

### Montana

Big Sky Conference

▼ 3  
106

Event	Rank	Athlete	Yr	Mark	Date	Pl. Pts.	Bonus	TOTAL	
▶ 400m	3	Kourtney DANREUTHER	JR-3	55.27 OT	2/4	16	1.76	17.76	
▶ H60m	4	Lindsey HALL	JR-3	8.54cA	7.95(55)	1/20	14	1.95	15.95
▶ H60m	6	Anika GREEN	JR-3	8.68cA	8.09(55)	1/20	10	0.91	10.91
▶ LJ	2	Lindsey HALL	JR-3	5.90m	19-4¼	1/20	18	2.70	20.70
▶ TJ	8	Lindsey HALL	JR-3	11.88m	38-11¾	12/2	8	1.12	9.12
▶ PENT	2	Lindsey HALL	JR-3	3,783	1/9	18	2.54	20.54	
<b>Team Total</b>								113.57	

13

### Idaho State

Big Sky Conference

▲ 5  
128

Event	Rank	Athlete	Yr	Mark	Date	Pl. Pts.	Bonus	TOTAL	
▶ 800m	8	Cloe PALAKOVICH	SO-2	2:11.22cA	2:11.85	2/3	8	0.81	8.81
▶ Mile	5	Bradi HUTCHISON	SR-4	4:46.35cA	4:52.66	1/20	12	1.64	13.64
▶ 3000	2	Bradi HUTCHISON	SR-4	9:27.93cA	9:40.32	1/13	18	2.14	20.14
▶ DMR	3	Palakovich, Lind, Kettner, Jacobsen		12:17.64cA	12:27.55	2/3	16	1.16	17.16
▶ PV	4	Caitlin MAULIN	SO-2	3.90m	12-9½	2/3	14	1.11	15.11
▶ PENT	7	Samantha BERRYMAN	JR-3	3,555	2/3	9	0.97	9.97	
<b>Team Total</b>								105.00	



# 2012 Indoor Track & Field, Week #3

Only those regionally ranked in top eight are shown

## WOMEN - Mountain

**14**  **Wyoming** **unch**  
Mountain West Conference **123**

Event	Rank	Athlete	Yr	Mark	Date	Pl. Pts.	Bonus	TOTAL	
▶ 4x400	5	Kee, Simmons, Kirby, Wollert		3:47.66	2/3	12	1.59	13.59	
▶ SP	5	Ashley HUTCHINSON	SR-4	14.84m	48-8%	12/9	12	1.38	13.38
▶ SP	8	Mollie DAHL	JR-3	14.40m	47-3	12/9	8	0.72	8.72
▶ WT	2	Ashley HUTCHINSON	SR-4	19.45m	63-9%	12/2	18	2.83	20.83
▶ WT	4	Shreese DANIELS	FR-1	18.76m	61-6%	12/9	14	1.90	15.90
<b>Team Total</b>								<b>99.85</b>	

**15**  **Colorado** **▼ 3**  
Pacific-12 Conference **60**

Event	Rank	Athlete	Yr	Mark	Date	Pl. Pts.	Bonus	TOTAL	
▶ HJ	5	Katie DREHER	SR-4	1.73m	5-8	2/3	12	1.30	13.30
▶ LJ	7	Abrianna TORRES	FR-1	5.73m	18-9%	1/28	9	1.17	10.17
▶ PENT	3	Brianne BEEMER	JR-3	3,769		1/19	16	2.42	18.42
▶ PENT	5	Brittany LEWIS	FR-1	3,633		1/19	12	1.46	13.46
<b>Team Total</b>								<b>92.04</b>	

**16**  **Southern Utah** **▼ 1**  
The Summit League **121**

Event	Rank	Athlete	Yr	Mark	Date	Pl. Pts.	Bonus	TOTAL	
▶ 3000	3	Diana MEDINA	SR-4	9:31.93 OT	1/27	16	1.72	17.72	
▶ 5000	3	Diana MEDINA	SR-4	16:30.07 OT	1/27	16	3.43	19.43	
▶ 5000	6	Madalyn JONES	SR-4	17:24.18cA	17:52.55	2/3	10	0.93	10.93
▶ H60m	8	Jasmine MULLINS	SR-4	8.69cA	8.67	2/3	8	0.85	8.85
▶ SP	3	Kayla KOVAR	SO-2	15.57m	51-1	1/14	16	2.60	18.60
<b>Team Total</b>								<b>91.07</b>	

**17**  **Montana State** **unch**  
Big Sky Conference **128**

Event	Rank	Athlete	Yr	Mark	Date	Pl. Pts.	Bonus	TOTAL	
▶ HJ	8	Amber AMSBAUGH	SO-2	1.72m	5-7%	1/27	8	1.03	9.03
▶ WT	5	Amanda MURPHY	SR-4	18.55m	60-10%	1/20	12	1.69	13.69
<b>Team Total</b>								<b>63.13</b>	

**18**  **Northern Arizona** **▼ 2**  
Big Sky Conference **128**

Event	Rank	Athlete	Yr	Mark	Date	Pl. Pts.	Bonus	TOTAL	
▶ 60m	8	Darriel BANKS	FR-1	7.59cA	7.55	1/27	8	1.02	9.02
▶ WT	3	Nicole ELLIOTT	SR-4	19.19m	62-11½	2/4	16	2.44	18.44
<b>Team Total</b>								<b>60.99</b>	

**19**  **Northern Colorado** **unch**  
Big Sky Conference **128**

Event	Rank	Athlete	Yr	Mark	Date	Pl. Pts.	Bonus	TOTAL	
▶ 60m	2	Amoni ASHBY	FR-1	7.51cA	6.95(55)	12/2	18	1.82	19.82
<b>Team Total</b>								<b>33.99</b>	


**20**  **Utah Valley** **unch**  
Great West Conference


Event	Rank	Athlete	Yr	Mark	Date	Pl. Pts.	Bonus	TOTAL
<b>Team Total</b>								<b>12.79</b>


**2012 Indoor Track & Field, Week #3**


Only those regionally ranked in top eight are shown

**WOMEN - Northeast**

1				<b>Connecticut</b>		unch		20	
		BIG EAST Conference							
Event	Rank	Athlete	Yr	Mark	Date	Pl. Pts.	Bonus	TOTAL	
▶ 60m	8	Danielle LYTE	JR-3	7.64	1/27	8	0.88	8.88	
▶ 400m	1	Celina EMERSON	SO-2	55.09	1/20	20	3.00	23.00	
▶ 800m	1	Heather WILSON	SR-4	2:04.34	2/3	20	4.14	24.14	
▶ 800m	2	Brigitte MANIA	JR-3	2:06.26	2/3	18	3.07	21.07	
▶ Mile	6	Lindsay CREVOISERAT	FR-1	4:41.49	2/3	10	1.31	11.31	
▶ H60m	2	Madalayne SMITH	SO-2	8.45	1/27	18	2.33	20.33	
▶ 4x400	3	Daley, Emerson, Briscoe, Joseph		3:46.01	1/27	16	2.45	18.45	
▶ DMR	2	Crevoiserat, Emerson, Mania, Wilson		11:05.77	2/3	18	5.29	23.29	
▶ HJ	1	Natasha MCLAREN	SO-2	1.78m	5-10	1/14	20	2.82	22.82
▶ HJ	1	Ilva BIKANOVA	SO-2	1.78m	5-10	1/14	20	2.82	22.82
▶ HJ	7	Jasmine CRIBB	SO-2	1.74m	5-8½	1/14	9	1.57	10.57
▶ LJ	5	Whitney HOLDER	JR-3	5.92m	19-5¼	1/14	12	1.47	13.47
<b>Team Total</b>								<b>272.75</b>	

2				<b>Cornell</b>		unch		97	
		Ivy League							
Event	Rank	Athlete	Yr	Mark	Date	Pl. Pts.	Bonus	TOTAL	
▶ 60m	6	Melissa HEWITT	SR-4	7.63	1/21	10	0.97	10.97	
▶ 200m	5	Melissa HEWITT	SR-4	24.69	1/28	12	1.38	13.38	
▶ 800m	6	Molly GLANTZ	SR-4	2:10.31	1/28	10	1.14	11.14	
▶ 800m	7	Lauren LLOYD	SO-2	2:10.85	2/4	9	0.95	9.95	
▶ 5000	2	Katie KELLNER	JR-3	16:11.38	1/27	18	2.66	20.66	
▶ 4x400	4	Airewele, Reimnitz, Glantz, Kolliesuah		3:46.92	2/4	14	2.11	16.11	
▶ HJ	8	Ailish HANLY	JR-3	1.70m	5-7	2/4	8	0.63	8.63
▶ HJ	8	Jennifer BUSH	SO-2	1.70m	5-7	2/4	8	0.63	8.63
▶ PV	7	Claire DISHONG	JR-3	3.70m	12-1½	1/21	9	1.14	10.14
▶ PV	7	Samantha BRADY	SR-4	3.70m	12-1½	2/4	9	1.14	10.14
▶ LJ	1	Melissa HEWITT	SR-4	6.17m	20-3	1/21	20	3.33	23.33
▶ TJ	6	Kristin BRANDT	SR-4	12.05m	39-6½	12/3	10	1.17	11.17
▶ TJ	8	Savannah JOHNSON	JR-3	11.94m	39-2¼	1/21	8	0.90	8.90
▶ SP	4	Victoria IMBESI	JR-3	14.65m	48-¾	1/28	14	1.51	15.51
<b>Team Total</b>								<b>242.27</b>	

3				<b>Buffalo</b>		unch		54	
		Mid-American Conference							
Event	Rank	Athlete	Yr	Mark	Date	Pl. Pts.	Bonus	TOTAL	
▶ 200m	6	Jamiee MCCLARY	JR-3	24.71 OT	1/14	10	1.31	11.31	
▶ 400m	7	Asia HENRY	JR-3	56.29 OT	1/14	9	1.02	10.02	
▶ 800m	4	Asia HENRY	JR-3	2:09.69 OT	1/27	14	1.35	15.35	
▶ H60m	7	Brooklyn VENTURA	JR-3	8.59	2/4	9	1.23	10.23	
▶ 4x400	1	McClary, Jeanty, Graham, Henry		3:42.79	2/4	20	3.68	23.68	
▶ PV	7	Kelly TRUPPO	FR-1	3.70m	12-1½	1/21	9	1.14	10.14
▶ PV	7	Jenna VAN DUSEN	FR-1	3.70m	12-1½	2/4	9	1.14	10.14
▶ PV	7	Molly COAKLEY	JR-3	3.70m	12-1½	1/21	9	1.14	10.14
▶ SP	1	Rebecca O'BRIEN	JR-3	17.52m	57-5¼	1/27	20	6.01	26.01
▶ SP	2	Kristy WOODS	JR-3	15.63m	51-3¼	1/21	18	2.98	20.98
▶ SP	3	Rachel ROBERTS	SO-2	15.00m	49-2¼	2/4	16	1.97	17.97
▶ WT	5	Kristy WOODS	JR-3	17.33m	56-10¼	1/27	12	1.37	13.37
▶ WT	7	Erin MILLER	JR-3	17.07m	56-0	1/27	9	0.99	9.99
▶ PENT	3	Emma SIUCIAK	FR-1	3,567	2/3	16	2.57	18.57	
<b>Team Total</b>								<b>236.63</b>	


4				<b>Long Island</b>		unch		67	
		Northeast Conference							
Event	Rank	Athlete	Yr	Mark	Date	Pl. Pts.	Bonus	TOTAL	
▶ 60m	3	Charlene FULLER	SR-4	7.56	2/3	16	1.69	17.69	
▶ 60m	3	Jessie GAINES	SR-4	7.56	1/26	16	1.69	17.69	
▶ 200m	7	Kadisha WICKHAM	SR-4	24.79	1/20	9	1.04	10.04	
▶ 400m	4	Kadisha WICKHAM	SR-4	55.96	2/3	14	1.48	15.48	
▶ 400m	5	Shakia WILLIAMS	FR-1	55.98	2/3	12	1.45	13.45	
▶ H60m	1	Jessie GAINES	SR-4	8.40	1/20	20	2.79	22.79	
▶ H60m	8	Torrie SAUNDERS	SR-4	8.62	1/13	8	1.06	9.06	
▶ 4x400	2	Anderson, Fuller, Saunders, Williams		3:43.00	2/3	18	3.60	21.60	
▶ LJ	2	Jessie GAINES	SR-4	6.16m	20-2½	1/26	18	3.24	21.24
▶ LJ	3	Jazmin WALLER	SR-4	6.11m	20-¾	1/13	16	2.79	18.79
▶ TJ	1	Jessie GAINES	SR-4	13.14m	43-1¼	2/3	20	4.74	24.74
<b>Team Total</b>								<b>220.78</b>	





## 2012 Indoor Track &amp; Field, Week #3


Only those regionally ranked in top eight are shown


## WOMEN - Northeast

5		 <b>Harvard</b>		▼ 1					
		Ivy League		128					
Event	Rank	Athlete	Yr	Mark	Date	Pl. Pts.	Bonus	TOTAL	
▶ 400m	8	Gabrielle SCOTT	FR-1	56.35	2/3	8	0.95	8.95	
▶ 800m	5	Meghan LOONEY	SR-4	2:10.02	1/28	12	1.24	13.24	
▶ 4x400	6	Scott, Renfer, Veidis, Conway		3:47.41	1/28	10	1.93	11.93	
▶ DMR	5	Kelly, Davis, Looney, Murphy		11:41.85c	11:45.35(440)	2/3	12	1.47	13.47
▶ HJ	3	Mary HIRST	JR-3	1.77m	5-9"	1/21	16	2.47	18.47
▶ PV	1	Allie PACE	SO-2	3.81m	12-6	2/3	20	2.72	22.72
▶ LJ	8	Olivia WEEKS	JR-3	5.78m	18-11"	1/21	8	0.62	8.62
▶ TJ	3	Olivia WEEKS	JR-3	12.51m	41-"	2/3	16	2.45	18.45
▶ SP	5	Shannon WATT	JR-3	14.42m	47-3"	2/3	12	1.25	13.25
▶ WT	2	Adabelle EKECHUKWU	SO-2	18.26m	59-11	12/10	18	2.91	20.91
▶ PENT	4	Mary HIRST	JR-3	3,404	1/20	14	1.60	15.60	
▶ PENT	7	Nicole SLIVA	SR-4	3,288	1/20	9	0.97	9.97	
<b>Team Total</b>								<b>203.41</b>	

6		 <b>Columbia</b>		▲ 1					
		Ivy League		63					
Event	Rank	Athlete	Yr	Mark	Date	Pl. Pts.	Bonus	TOTAL	
▶ 60m	3	Marvellous IHEUKWUMERE	SO-2	7.56	2/3	16	1.69	17.69	
▶ 200m	4	Marvellous IHEUKWUMERE	SO-2	24.64	2/3	14	1.56	15.56	
▶ 200m	7	Kyra CALDWELL	SR-4	24.79	1/26	9	1.04	10.04	
▶ Mile	7	Waverly NEER	FR-1	4:41.92	2/3	9	1.20	10.20	
▶ 5000	5	Caroline MCDONOUGH	JR-3	16:26.62	2/3	12	1.53	13.53	
▶ 5000	7	Emily LANOIS	JR-3	16:33.63	2/3	9	1.17	10.17	
▶ 4x400	7	Bell, Caldwell, Morlu, Ofoche		3:50.62cf	3:53.42	1/21	8	1.02	9.02
▶ HJ	5	Monique ROBERTS	SR-4	1.76m	5-9"	1/21	12	2.13	14.13
▶ HJ	8	Tara RICHMOND	SO-2	1.70m	5-7	1/26	8	0.63	8.63
▶ PV	7	Sarah ENGLE	SR-4	3.70m	12-1"	2/3	9	1.14	10.14
▶ LJ	4	Uju OFOCHE	JR-3	6.10m	20-"	1/26	14	2.70	16.70
▶ TJ	2	Nadia EKE	FR-1	12.58m	41-3"	1/26	18	2.71	20.71
<b>Team Total</b>								<b>170.88</b>	

7		 <b>Boston University</b>		▲ 2					
		America East Conference		45					
Event	Rank	Athlete	Yr	Mark	Date	Pl. Pts.	Bonus	TOTAL	
▶ 60m	6	Shelby WALTON	SR-4	7.63	2/3	10	0.97	10.97	
▶ 200m	1	Shelby WALTON	SR-4	24.32	1/27	20	2.68	22.68	
▶ 3000	4	Katie MATTHEWS	SR-4	9:18.04	1/19	14	1.99	15.99	
▶ 5000	1	Katie MATTHEWS	SR-4	15:52.80	1/27	20	4.09	24.09	
▶ 5000	4	Rosa MORIELLO	SO-2	16:26.55	1/27	14	1.54	15.54	
▶ H60m	6	Nikko BRADY	JR-3	8.55	2/3	10	1.47	11.47	
▶ DMR	4	Moriello, Mercadante, Adler, Matthews		11:41.19c	11:44.69(440)	2/3	14	1.53	15.53
▶ HJ	6	Allison BARWISE	JR-3	1.75m	5-8"	1/27	10	1.80	11.80
<b>Team Total</b>								<b>152.48</b>	

8		 <b>St. John's (N.Y.)</b>		▼ 2					
		BIG EAST Conference		128					
Event	Rank	Athlete	Yr	Mark	Date	Pl. Pts.	Bonus	TOTAL	
▶ 60m	2	Rikka LOVELY	SO-2	7.54	1/26	18	1.89	19.89	
▶ 200m	2	Rikka LOVELY	SO-2	24.39	1/26	18	2.43	20.43	
▶ 400m	2	Molly ELLIS	SO-2	55.36cf	56.06	12/8	18	2.53	20.53
▶ 4x400	5	Ellis, Mooney, Mclean, Presley		3:47.06	1/26	12	2.06	14.06	
▶ LJ	8	Stephanie BARNES	SO-2	5.78m	18-11"	1/20	8	0.62	8.62
▶ SP	8	Natasha AMAZAN	SO-2	14.03m	46-"	1/26	8	0.82	8.82
▶ WT	4	Chanel KING	JR-3	18.09m	59-4"	1/20	14	2.54	16.54
▶ WT	6	Angela ONYE	SO-2	17.31m	56-9"	12/8	10	1.34	11.34
<b>Team Total</b>								<b>150.14</b>	

9		 <b>Dartmouth</b>		▼ 1					
		Ivy League		64					
Event	Rank	Athlete	Yr	Mark	Date	Pl. Pts.	Bonus	TOTAL	
▶ 400m	6	Megan KRUMPOCH	SO-2	56.05cf	56.75	1/21	10	1.33	11.33
▶ Mile	1	Abbey D'AGOSTINO	SO-2	4:36.64cf	4:38.54	1/21	20	2.87	22.87
▶ 3000	3	Alexi PAPPAS	SR-4	9:14.75	1/27	16	2.47	18.47	
▶ DMR	1	Pappas, Krumpoch, Supino, D'Agostino		11:05.67	2/3	20	5.30	25.30	
▶ SP	6	Emmaline BERG	JR-3	14.37m	47-1"	1/8	10	1.20	11.20
▶ PENT	5	Janae DUNCHACK	SO-2	3,361	1/20	12	1.36	13.36	
<b>Team Total</b>								<b>139.69</b>	



# 2012 Indoor Track & Field, Week #3

Only those regionally ranked in top eight are shown

## WOMEN - Northeast

10

### Maine

America East Conference

unch

88

Event	Rank	Athlete	Yr	Mark	Date	Pl. Pts.	Bonus	TOTAL	
▶ H60m	2	Jesse LABRECK	SR-4	8.45c	7.88(55)	2/4	18	2.33	20.33
▶ HJ	3	Jesse LABRECK	SR-4	1.77m	5-9"	12/9	16	2.47	18.47
▶ PV	2	Vasiliki PAPAOTSI	FR-1	3.75m	12-3½"	1/20	18	1.82	19.82
▶ LJ	8	Jesse LABRECK	SR-4	5.78m	18-11½"	12/9	8	0.62	8.62
▶ PENT	1	Jesse LABRECK	SR-4	3,729		1/20	20	3.83	23.83
<b>Team Total</b>								102.30	

14

### Sacred Heart

Northeast Conference

▼ 1

128

Event	Rank	Athlete	Yr	Mark	Date	Pl. Pts.	Bonus	TOTAL	
▶ LJ	7	Ashley MATAKEVICH	SR-4	5.81m	19-¾"	12/10	9	0.80	9.80
▶ TJ	7	Ashley MATAKEVICH	SR-4	12.00m	39-4½"	12/10	9	1.04	10.04
▶ SP	7	Lindsay APONTE	SO-2	14.13m	46-4"	1/27	9	0.93	9.93
▶ WT	1	Athalia SMITH	SR-4	18.48m	60-7"	1/27	20	3.38	23.38
▶ WT	8	Kolbi SMITH	SO-2	17.02m	55-10½"	2/3	8	0.91	8.91
<b>Team Total</b>								70.21	

11

### Syracuse

BIG EAST Conference

unch

77

Event	Rank	Athlete	Yr	Mark	Date	Pl. Pts.	Bonus	TOTAL	
▶ 60m	1	Flings OWUSU-AGYAPONG	SR-4	7.33	2/3	20	4.13	24.13	
▶ Mile	4	Lauren PENNEY	JR-3	4:39.04	1/27	14	2.09	16.09	
▶ 3000	7	Heather STEPHENS	SR-4	9:23.31	1/27	9	1.36	10.36	
▶ H60m	8	Sa'De LEWIS	SO-2	8.62	2/4	8	1.06	9.06	
▶ TJ	4	Ieva STAPONKUTE	SR-4	12.22m	40-1¼"	1/27	14	1.59	15.59
<b>Team Total</b>								88.84	

15

### Boston College

Atlantic Coast Conference

unch

43

Event	Rank	Athlete	Yr	Mark	Date	Pl. Pts.	Bonus	TOTAL
▶ Mile	5	Jillian KING	JR-3	4:40.70	2/3	12	1.56	13.56
▶ 3000	2	Jillian KING	JR-3	9:12.51	1/27	18	2.81	20.81
<b>Team Total</b>								64.44

16

### Yale

Ivy League

▲ 6

128

Event	Rank	Athlete	Yr	Mark	Date	Pl. Pts.	Bonus	TOTAL	
▶ 800m	8	Annelies GAMBLE	JR-3	2:10.98	1/27	8	0.90	8.90	
▶ DMR	3	Kayali, Kelly, Gamble, Barry		11:40.03	2/3	16	1.65	17.65	
▶ PV	2	Emily URUIOLI	SO-2	3.75m	12-3½"	2/3	18	1.82	19.82
<b>Team Total</b>								55.96	

12

### Manhattan

Metro Atlantic Athletic Conference

▲ 2

94

Event	Rank	Athlete	Yr	Mark	Date	Pl. Pts.	Bonus	TOTAL	
▶ 200m	3	Cara ROSTANT	JR-3	24.61	2/3	16	1.66	17.66	
▶ 400m	3	Cara ROSTANT	JR-3	55.56	2/3	16	2.18	18.18	
▶ PV	6	Karolin WAGNER	FR-1	3.71m	12-2"	12/9	10	1.24	11.24
▶ PENT	2	Andrea NYBACK	JR-3	3,709	1/26	18	3.67	21.67	
<b>Team Total</b>								82.68	

17

### Providence

BIG EAST Conference

▼ 1

75

Event	Rank	Athlete	Yr	Mark	Date	Pl. Pts.	Bonus	TOTAL	
▶ Mile	3	Emily SISSON	FR-1	4:38.91	1/27	16	2.13	18.13	
▶ 3000	5	Emily SISSON	FR-1	9:20.41cf	9:23.41	1/21	12	1.64	13.64
▶ 3000	6	Hannah DAVIDSON	JR-3	9:22.53	1/27	10	1.43	11.43	
<b>Team Total</b>								49.32	

13

### Stony Brook

America East Conference

▼ 1

22

Event	Rank	Athlete	Yr	Mark	Date	Pl. Pts.	Bonus	TOTAL
▶ 800m	3	Lucy VAN DALEN	SR-4	2:07.61	1/26	16	2.33	18.33
▶ Mile	2	Lucy VAN DALEN	SR-4	4:36.90	12/3	18	2.78	20.78
▶ 3000	1	Lucy VAN DALEN	SR-4	9:07.48	12/10	20	3.57	23.57
▶ DMR	7	Burne, Hall, Van Dalen, Keown		11:46.78	1/26	8	0.97	8.97
<b>Team Total</b>								73.48

**USTFCCCA Non-Member**


Those schools marked in RED will NOT be ranked, beginning Week 2




# 2012 Indoor Track & Field, Week #3

Only those regionally ranked in top eight are shown


## WOMEN - Northeast

**18**  **Albany** ▼ **1**  
America East Conference **128**


Event	Rank	Athlete	Yr	Mark	Date	Pl. Pts.	Bonus	TOTAL	
▶ 4x400	8	Francis, Mohamed, Taylor-Chase, Rogers		3:51.46	2/3	6	0.82	6.82	
▶ LJ	6	Patricia MCNISH	JR-3	5.89m	19-4	1/20	10	1.29	11.29
▶ PENT	8	Kelsey HANSON	SO-2	3,262	1/6	8	0.83	8.83	
<b>Team Total</b>								<b>47.58</b>	

**19**  **Brown** unch  
Ivy League **128**


Event	Rank	Athlete	Yr	Mark	Date	Pl. Pts.	Bonus	TOTAL
▶ H60m	5	Susan SCAVONE	SR-4	8.54	1/21	12	1.53	13.53
<b>Team Total</b>								<b>46.68</b>

**20**  **New Hampshire** ▼ **2**  
America East Conference **114**


Event	Rank	Athlete	Yr	Mark	Date	Pl. Pts.	Bonus	TOTAL
▶ 5000	3	Sydney FITZPATRICK	SR-4	16:17.62	1/27	16	2.20	18.20
<b>Team Total</b>								<b>43.78</b>

**21**  **Vermont** unch  
America East Conference **128**

Event	Rank	Athlete	Yr	Mark	Date	Pl. Pts.	Bonus	TOTAL
▶ 5000	8	Morgan POWERS	SR-4	16:33.64	2/3	8	1.17	9.17
<b>Team Total</b>								<b>37.26</b>

**22**  **Iona** ▼ **2**  
Metro Atlantic Athletic Conference **123**


Event	Rank	Athlete	Yr	Mark	Date	Pl. Pts.	Bonus	TOTAL
▶ Mile	8	Regina NEUMEYER	FR-1	4:42.05	1/27	8	1.17	9.17
▶ 3000	8	Heidi GREGSON	SR-4	9:27.11	1/27	8	0.99	8.99
▶ 5000	6	Hollie ROWLAND	JR-3	16:31.80	1/27	10	1.26	11.26
<b>Team Total</b>								<b>34.94</b>

**23**  **Binghamton** unch  
America East Conference **128**


Event	Rank	Athlete	Yr	Mark	Date	Pl. Pts.	Bonus	TOTAL	
▶ PV	2	Jenna MARRIONE	JR-3	3.75m	12-3%	12/3	18	1.82	19.82
<b>Team Total</b>								<b>33.69</b>	

**24**  **Rhode Island** unch  
Atlantic 10 Conference **128**


Event	Rank	Athlete	Yr	Mark	Date	Pl. Pts.	Bonus	TOTAL
<b>Team Total</b>								<b>21.85</b>

**25**  **Army** unch  
Patriot League **128**

Event	Rank	Athlete	Yr	Mark	Date	Pl. Pts.	Bonus	TOTAL
▶ PENT	6	Christina JOHNSON	SR-4	3,345	1/20	10	1.28	11.28
<b>Team Total</b>								<b>17.17</b>

**26**  **Central Connecticut St** ▲ **3**  
Northeast Conference **128**

Event	Rank	Athlete	Yr	Mark	Date	Pl. Pts.	Bonus	TOTAL
▶ DMR	6	Eberhardt, Dash, Asaro, Griebel		11:44.38	2/3	10	1.21	11.21
<b>Team Total</b>								<b>14.88</b>

**27**  **Fordham** ▲ **3**  
Atlantic 10 Conference **128**

Event	Rank	Athlete	Yr	Mark	Date	Pl. Pts.	Bonus	TOTAL	
▶ HJ	8	Courtney NEWMAN	JR-3	1.70m	5-7	2/4	8	0.63	8.63
<b>Team Total</b>								<b>10.39</b>	




# 2012 Indoor Track & Field, Week #3

Only those regionally ranked in top eight are shown

## WOMEN - Northeast

**28**  **UMass** ▼ **2**  
 Atlantic 10 Conference ■

*Team Total* **10.14**

**29**  **Wagner** ▼ **2**  
 Northeast Conference ■ 128

*Team Total* **9.84**

**30**  **Colgate** ▲ **1**  
 Patriot League ■ 128

Event	Rank	Athlete	Yr	Mark	Date	Pl. Pts.	Bonus	TOTAL
▶ DMR	8	Lyons, King-Prunty, Keane, Burns		11:48.35	2/3	6	0.86	6.86

*Team Total* **6.93**

**31**  **Quinnipiac** ▲ **1**  
 Northeast Conference ■ 128

*Team Total* **0.94**

**32**  **Marist** ▼ **4**  
 Metro Atlantic Athletic Conference ■ 128

*Team Total* **0.58**



# 2012 Indoor Track & Field, Week #3

Only those regionally ranked in top eight are shown

## WOMEN - South

1

**Florida**  
Southeastern Conference

unch

32

Event	Rank	Athlete	Yr	Mark	Date	Pl. Pts.	Bonus	TOTAL	
▶ 60m	6	Alishea USERY	SR-4	7.38	2/3	10	1.23	11.23	
▶ 60m	7	Darshay DAVIS	SO-2	7.41	2/3	9	1.03	10.03	
▶ 200m	6	Darshay DAVIS	SO-2	23.91	2/3	10	1.24	11.24	
▶ 400m	1	Ebony EUTSEY	SO-2	53.38	1/27	20	2.69	22.69	
▶ 400m	2	Lanie WHITTAKER	JR-3	53.44	2/3	18	2.61	20.61	
▶ Mile	4	Shelby HAYES	SO-2	4:43.00	1/27	14	1.78	15.78	
▶ Mile	6	Genevieve LACAZE	SR-4	4:46.89	1/27	10	1.13	11.13	
▶ 3000	5	Cory MCGEE	SO-2	9:23.30	1/27	12	1.85	13.85	
▶ 3000	6	Callie COOPER	SO-2	9:27.96	1/27	10	1.38	11.38	
▶ 3000	8	Florence NGETICH	FR-1	9:32.81	1/27	8	1.01	9.01	
▶ H60m	3	Ugonna NDU	JR-3	8.43	2/3	16	1.62	17.62	
▶ H60m	8	Ashley FAVORS	FR-1	8.52	2/3	8	0.89	8.89	
▶ 4x400	1	Whittaker, Ndu, Goodson, Eutsey		3:35.18	2/3	20	4.70	24.70	
▶ DMR	2	LaCaze, Eutsey, Hayes, McGee		11:04.53	1/27	18	5.58	23.58	
▶ HJ	3	Taylor BURKE	FR-1	1.82m	5-11½	2/3	2.33	18.33	
▶ TJ	2	Ciarra BREWER	FR-1	12.74m	41-9%	1/14	2.08	20.08	
▶ SP	2	Keely MEDEIROS	SR-4	15.85m	52-0	2/3	18	20.68	
▶ SP	5	Fidela JAMES	SR-4	15.26m	50-¾	2/3	12	1.63	13.63
▶ WT	2	Fidela JAMES	SR-4	20.27m	66-6	2/3	18	3.00	21.00
▶ PENT	2	Brittany HARRELL	SO-2	3,927	1/27	18	2.91	20.91	
<b>Team Total</b>								<b>354.39</b>	

2

**Florida State**  
Atlantic Coast Conference

unch

12

Event	Rank	Athlete	Yr	Mark	Date	Pl. Pts.	Bonus	TOTAL
▶ 800m	3	Violah LAGAT	SR-4	2:08.41	1/27	16	1.85	17.85
▶ Mile	1	Amanda WINSLOW	JR-3	4:37.30	1/27	20	3.22	23.22
▶ Mile	2	Hannah BROOKS	SR-4	4:37.87	1/27	18	3.07	21.07
▶ Mile	5	Aubree WORDEN	FR-1	4:43.46	1/27	12	1.69	13.69
▶ Mile	7	Colleen QUIGLEY	FR-1	4:47.16	1/21	9	1.08	10.08
▶ 3000	1	Colleen QUIGLEY	FR-1	9:18.68	1/27	20	2.39	22.39
▶ 3000	2	Hannah BROOKS	SR-4	9:20.11	1/21	18	2.22	20.22
▶ 3000	3	Amanda WINSLOW	JR-3	9:20.83	1/21	16	2.14	18.14
▶ 3000	4	Violah LAGAT	SR-4	9:22.57	1/21	14	1.94	15.94
▶ PV	4	Lauren GIFFIN	SR-4	3.91m	12-10	1/27	1.56	15.56
▶ LJ	2	Amy HARRIS	SR-4	6.36m	20-10½	1/27	4.05	22.05
▶ TJ	1	Michelle JENIJE	JR-3	13.15m	43-1½	1/27	4.46	24.46
▶ SP	6	Chelsea WHALEN	SO-2	15.02m	49-3½	1/21	1.33	11.33
<b>Team Total</b>								<b>255.05</b>

3

**UCF**  
Conference USA

unch

5

Event	Rank	Athlete	Yr	Mark	Date	Pl. Pts.	Bonus	TOTAL
▶ 60m	1	Octavious FREEMAN	FR-1	7.23	1/21	20	2.69	22.69
▶ 60m	2	Aurieyall SCOTT	SO-2	7.27	2/3	18	2.28	20.28
▶ 60m	5	Dominique BOOKER	SO-2	7.35	1/27	12	1.48	13.48
▶ 200m	1	Aurieyall SCOTT	SO-2	23.56	1/13	20	2.74	22.74
▶ 200m	4	Octavious FREEMAN	FR-1	23.77	1/21	14	1.83	15.83
▶ 200m	8	Sheila PAUL	SR-4	23.95	1/13	8	1.10	9.10
▶ H60m	1	Jackie COWARD	SR-4	8.09	2/3	20	4.55	24.55
▶ H60m	4	Ashley BOLLING	SR-4	8.47	1/27	14	1.29	15.29
▶ 4x400	4	Charles, Coward, Williams, Winston		3:41.68 OT	1/27	14	2.15	16.15
▶ LJ	4	Sonnisha WILLIAMS	JR-3	6.11m	20-½	2/3	1.59	15.59
▶ LJ	6	Jen CLAYTON	SO-2	6.05m	19-10½	1/13	1.03	11.03
▶ SP	7	Precious OGUNLEYE	FR-1	14.64m	48-½	1/21	0.86	9.86
<b>Team Total</b>								<b>252.59</b>



## 2012 Indoor Track &amp; Field, Week #3

Only those regionally ranked in top eight are shown

## WOMEN - South

**4**  **Tennessee**  
Southeastern Conference **17**

Event	Rank	Athlete	Yr	Mark	Date	Pl. Pts.	Bonus	TOTAL	
▶ 400m	3	Ellen WORTHAM	SR-4	53.49	2/3	16	2.53	18.53	
▶ 800m	1	Chanelle PRICE	SR-4	2:04.25	2/3	20	4.01	24.01	
▶ 800m	2	Nijgia SNAPP	JR-3	2:05.49	2/3	18	3.35	21.35	
▶ 800m	6	Kianna RUFF	SO-2	2:10.20	1/27	10	1.04	11.04	
▶ Mile	3	Brittany SHEFFEY	SR-4	4:40.28	2/3	16	2.46	18.46	
▶ Mile	8	Chanelle PRICE	SR-4	4:47.47 OT	1/13	8	1.03	9.03	
▶ 3000	7	Brittany SHEFFEY	SR-4	9:31.92	1/21	9	1.08	10.08	
▶ 4x400	2	Wortham, Jones, Price, Ruff		3:38.18	1/27	18	3.50	21.50	
▶ DMR	1	Price, Wortham, Snapp, Sheffey		11:02.74	1/27	20	5.74	25.74	
▶ PV	7	Linda HADFIELD	SO-2	3.80m	12-5½	2/3	9	0.88	9.88
▶ SP	1	Annie ALEXANDER	SR-4	17.70m	58-1	1/21	20	6.01	26.01
▶ SP	8	Aslynn HALVORSON	SO-2	14.58m	47-10	1/13	8	0.79	8.79
▶ WT	8	Jessie HARRISON	JR-3	18.46m	60-6¾	2/3	8	1.02	9.02
<b>Team Total</b>								<b>241.65</b>	

**5**  **Auburn**  
Southeastern Conference **49**

Event	Rank	Athlete	Yr	Mark	Date	Pl. Pts.	Bonus	TOTAL	
▶ 60m	4	Kai SELVON	SO-2	7.30	1/21	14	1.98	15.98	
▶ 60m	8	Ashley CRUDER	SR-4	7.42	1/14	8	0.97	8.97	
▶ 200m	2	Kai SELVON	SO-2	23.66	1/21	18	2.31	20.31	
▶ 200m	3	Nivea SMITH	SR-4	23.69	1/21	16	2.18	18.18	
▶ DMR	5	Fisher, Berggren, Kolakowski, Pezzulo		12:08.76	2/3	12	0.89	12.89	
▶ HJ	5	Monica CARNEY	SR-4	1.80m	5-10¾	1/14	12	1.64	13.64
▶ HJ	6	Maya PRESSLEY	JR-3	1.79m	5-10½	2/3	10	1.40	11.40
▶ TJ	8	Siobhan FORD-HOLLAND	FR-1	12.51m	41-½	2/3	8	0.87	8.87
<b>Team Total</b>								<b>149.08</b>	

**6**  **Georgia**  
Southeastern Conference **13**

Event	Rank	Athlete	Yr	Mark	Date	Pl. Pts.	Bonus	TOTAL	
▶ 800m	4	Megan MALASARTE	SO-2	2:09.09 OT	1/13	14	1.51	15.51	
▶ HJ	3	Saniel ATKINSON	JR-3	1.82m	5-11½	2/3	16	2.33	18.33
▶ PV	1	Morgann LELEUX	FR-1	4.38m	14-4¾	2/3	20	5.69	25.69
▶ TJ	4	LaTroya DARRELL	SR-4	12.68m	41-7¾	2/3	14	1.74	15.74
▶ TJ	7	Colleen FELIX	SR-4	12.58m	41-3¾	1/27	9	1.16	10.16
▶ SP	3	Hilenn JAMES	SO-2	15.43m	50-7¾	2/3	16	1.92	17.92
<b>Team Total</b>								<b>136.24</b>	

**7**  **Alabama**  
Southeastern Conference **52**

Event	Rank	Athlete	Yr	Mark	Date	Pl. Pts.	Bonus	TOTAL	
▶ 5000	7	Kelsey JOHNSON	SR-4	17:26.99	2/3	9	1.32	10.32	
▶ H60m	4	Kaylon EPPINGER	SR-4	8.47	2/3	14	1.29	15.29	
▶ DMR	8	Will, Wright, Denton, Torske		12:14.75	1/21	6	0.59	6.59	
▶ HJ	1	Krystle SCHADE	JR-3	1.83m	6-0	2/3	20	2.68	22.68
▶ PV	6	ALEXIS PAINE	FR-1	3.85m	12-7¾	1/14	10	1.19	11.19
▶ SP	4	Wilamena HOPKINS	JR-3	15.27m	50-1¾	1/14	14	1.64	15.64
▶ WT	3	Amethyst HOLMES	SR-4	19.71m	64-8	1/21	16	2.25	18.25
▶ WT	5	Angelica HOWARD	SR-4	19.27m	63-2¾	2/3	12	1.77	13.77
▶ PENT	5	Kaylon EPPINGER	SR-4	3,834	1/27	12	2.28	14.28	
<b>Team Total</b>								<b>133.33</b>	

**8**  **Mississippi**  
Southeastern Conference **90**

Event	Rank	Athlete	Yr	Mark	Date	Pl. Pts.	Bonus	TOTAL	
▶ 400m	7	Kristin BRIDGES	SR-4	54.54	1/14	9	1.26	10.26	
▶ 800m	7	Sofia HELLBERG-JONSEN	JR-3	2:10.51 OT	1/27	9	0.94	9.94	
▶ 4x400	3	Hollingsworth, Hartfield, Hellberg-Jonsen, Bridges		3:41.01	1/14	16	2.41	18.41	
▶ PV	2	Neal TISHER	JR-3	4.05m	13-3¾	1/14	18	2.67	20.67
▶ LJ	8	Deonna WALTON	JR-3	6.03m	19-9¾	1/27	8	0.90	8.90
▶ TJ	5	Aria GAINES	SR-4	12.67m	41-7	1/14	12	1.68	13.68
▶ WT	4	Jazmin MILLER	SO-2	19.61m	64-4	1/27	14	2.12	16.12
<b>Team Total</b>								<b>112.20</b>	



# 2012 Indoor Track & Field, Week #3

Only those regionally ranked in top eight are shown

## WOMEN - South

9

**USF**  
BIG EAST Conference

▲ **2**  
110

Event	Rank	Athlete	Yr	Mark	Date	Pl. Pts.	Bonus	TOTAL	
▶ 5000	2	Allie PRENDERGAST	SR-4	16:46.49	2/3	18	2.89	20.89	
▶ 4x400	8	Poole-Trice, James, Teape, Chambers		3:46.72	1/27	6	0.70	6.70	
▶ DMR	3	Williams, James, Johnston, Prendergast		11:41.65	2/3	16	2.47	18.47	
▶ TJ	3	Monique WILLIAMS	SO-2	12.70m	41-8	2/3	16	1.85	17.85
<b>Team Total</b>								<b>105.11</b>	

10

**Mississippi State**  
Southeastern Conference

▼ **1**  
112

Event	Rank	Athlete	Yr	Mark	Date	Pl. Pts.	Bonus	TOTAL	
▶ 400m	8	Jody-Ann MUIR	JR-3	54.74	1/14	8	1.08	9.08	
▶ H60m	7	Keisha WALLACE	JR-3	8.50	1/25	9	1.04	10.04	
▶ 4x400	5	Muir, Covington, Archer, Bougard		3:43.20	1/14	12	1.58	13.58	
▶ WT	6	Favian COWARDS	SR-4	18.78m	61-7½	1/21	10	1.31	11.31
▶ PENT	3	Erica BOUGARD	FR-1	3,840	1/25	16	2.32	18.32	
▶ PENT	8	Keisha WALLACE	JR-3	3,559	1/25	8	0.92	8.92	
<b>Team Total</b>								<b>91.52</b>	

11

**Florida International**  
Sun Belt Conference

▲ **1**  
71

Event	Rank	Athlete	Yr	Mark	Date	Pl. Pts.	Bonus	TOTAL	
▶ 5000	6	Daniela ESPINO	SR-4	17:25.00	2/3	10	1.38	11.38	
▶ LJ	3	Marissa MCELVEEN	JR-3	6.12m	20-1	1/22	16	1.69	17.69
▶ WT	1	Benia GREGOIRE	JR-3	20.77m	68-1¼	12/3	20	3.67	23.67
<b>Team Total</b>								<b>84.10</b>	

12

**Miami (Fla.)**  
Atlantic Coast Conference

▲ **2**  
53

Event	Rank	Athlete	Yr	Mark	Date	Pl. Pts.	Bonus	TOTAL
▶ 60m	3	Tarika WILLIAMS	SR-4	7.29	2/3	16	2.08	18.08
▶ 200m	6	Tarika WILLIAMS	SR-4	23.91	2/3	10	1.24	11.24
▶ 400m	6	Thandi STEWART	SO-2	54.50	2/3	10	1.30	11.30
▶ 4x400	7	Jiles, Jameson, Wright, Williams		3:45.66 OT	1/13	8	0.96	8.96
<b>Team Total</b>								<b>78.84</b>

13

**Middle Tennessee**  
Sun Belt Conference

▼ **3**  
76

Event	Rank	Athlete	Yr	Mark	Date	Pl. Pts.	Bonus	TOTAL	
▶ HJ	1	Ann DUDLEY	JR-3	1.83m	6-0	12/10	20	2.68	22.68
▶ LJ	5	Kiara HENRY	SR-4	6.07m	19-11	1/7	12	1.20	13.20
▶ TJ	6	France MAKABU	JR-3	12.62m	41-5	12/10	10	1.39	11.39
<b>Team Total</b>								<b>71.13</b>	

14

**Jacksonville**  
Atlantic Sun Conference

▲ **11**  
91

Event	Rank	Athlete	Yr	Mark	Date	Pl. Pts.	Bonus	TOTAL
▶ 800m	5	Bienna FREEMAN	JR-3	2:09.35	2/4	12	1.38	13.38
▶ PENT	1	Charlene CHARLES	JR-3	3,971	2/4	20	3.21	23.21
<b>Team Total</b>								<b>66.39</b>

15

**Southern Miss**  
Conference USA

▲ **2**  
16

Event	Rank	Athlete	Yr	Mark	Date	Pl. Pts.	Bonus	TOTAL	
▶ 5000	5	Stephanie LEDGERWOOD	JR-3	17:18.81 OT	2/3	12	1.56	13.56	
▶ HJ	6	Ke'Airra JONES	SR-4	1.79m	5-10½	12/7	10	1.40	11.40
▶ LJ	1	Tori BOWIE	SR-4	6.37m	20-10¾	2/3	20	4.15	24.15
<b>Team Total</b>								<b>64.19</b>	

16

**Georgia Tech**  
Atlantic Coast Conference

▲ **4**  
95

Event	Rank	Athlete	Yr	Mark	Date	Pl. Pts.	Bonus	TOTAL	
▶ H60m	2	Melanie AKWULE	SR-4	8.37	2/3	18	2.12	20.12	
▶ H60m	6	Leslie NJOKU	SR-4	8.49	2/3	10	1.12	11.12	
▶ PV	7	Erica PENK	SR-4	3.80m	12-5½	12/3	9	0.88	9.88
<b>Team Total</b>								<b>63.14</b>	

17

**Vanderbilt**  
Southeastern Conference

▼ **1**  
120


Event	Rank	Athlete	Yr	Mark	Date	Pl. Pts.	Bonus	TOTAL	
▶ HJ	6	Brionne WILLIAMS	SO-2	1.79m	5-10½	1/13	10	1.40	11.40
▶ PV	5	Meagan MARTIN	SR-4	3.86m	12-8	2/3	12	1.25	13.25
<b>Team Total</b>								<b>55.20</b>	




# 2012 Indoor Track & Field, Week #3

Only those regionally ranked in top eight are shown


## WOMEN - South

**18**  **Samford** **unch**  
Southern Conference **128**


Event	Rank	Athlete	Yr	Mark	Date	Pl. Pts.	Bonus	TOTAL
▶ DMR	4	Demedicis, Irvine, Treadway, Benson		11:54.90 OT	2/3	14	1.59	15.59
▶ PV	3	Claire GOODSON	SO-2	4.01m	13-1%	2/3	2.31	18.31
<b>Team Total</b>								<b>48.88</b>

**19**  **North Florida** **▼ 6**  
Atlantic Sun Conference **128**


Event	Rank	Athlete	Yr	Mark	Date	Pl. Pts.	Bonus	TOTAL	
▶ 200m	5	Brianna FRAZIER	SO-2	23.87cf	24.37	1/14	12	1.41	13.41
▶ 400m	4	Brianna FRAZIER	SO-2	54.26cf	54.96	1/22	14	1.53	15.53
<b>Team Total</b>								<b>48.21</b>	

**20**  **UAB** **▲ 16**  
Conference USA **128**


Event	Rank	Athlete	Yr	Mark	Date	Pl. Pts.	Bonus	TOTAL
▶ 5000	1	Sarah HUDAK	JR-3	16:41.81 OT	2/3	20	3.10	23.10
▶ 5000	4	Clara CID	SR-4	17:02.98 OT	2/3	14	2.15	16.15
<b>Team Total</b>								<b>46.47</b>

**21**  **Memphis** **▼ 6**  
Conference USA **128**


Event	Rank	Athlete	Yr	Mark	Date	Pl. Pts.	Bonus	TOTAL	
▶ WT	7	Cyarra WELLS	SO-2	18.51m	60-8%	1/20	9	1.06	10.06
<b>Team Total</b>								<b>40.33</b>	

**22**  **South Alabama** **▼ 1**  
Sun Belt Conference **116**


Event	Rank	Athlete	Yr	Mark	Date	Pl. Pts.	Bonus	TOTAL
▶ PENT	4	Lindsay SCHWARTZ	SR-4	3,835	12/7	14	2.29	16.29
<b>Team Total</b>								<b>31.07</b>

**23**  **Savannah State** **▼ 1**  
Mid-Eastern Athletic Conference **128**

Event	Rank	Athlete	Yr	Mark	Date	Pl. Pts.	Bonus	TOTAL	
▶ 400m	5	Amara JONES	JR-3	54.46cf	55.16	1/27	12	1.34	13.34
<b>Team Total</b>								<b>30.64</b>	

**24**  **Alabama State** **▲ 4**  
Southwestern Athletic Conference **128**


Event	Rank	Athlete	Yr	Mark	Date	Pl. Pts.	Bonus	TOTAL
▶ DMR	6	Altidor, Gooch, Derilus, Kelly		12:12.46	2/3	10	0.71	10.71
▶ PENT	7	Tyrisha CHAMBERS	JR-3	3,565	1/25	9	0.95	9.95
<b>Team Total</b>								<b>27.15</b>

**25**  **Florida A&M** **▼ 6**  
Mid-Eastern Athletic Conference **128**

Event	Rank	Athlete	Yr	Mark	Date	Pl. Pts.	Bonus	TOTAL	
▶ LJ	6	Nakia LINSON	SO-2	6.05m	19-10%	1/7	10	1.03	11.03
<b>Team Total</b>								<b>26.20</b>	

**26**  **East Tennessee State** **▲ 3**  
Atlantic Sun Conference **128**

Event	Rank	Athlete	Yr	Mark	Date	Pl. Pts.	Bonus	TOTAL
▶ PENT	6	Katerina VODOVA	FR-1	3,698	2/4	10	1.57	11.57
<b>Team Total</b>								<b>21.49</b>

**27**  **Bethune-Cookman** **▼ 4**  
Mid-Eastern Athletic Conference **128**

Event	Rank	Athlete	Yr	Mark	Date	Pl. Pts.	Bonus	TOTAL	
▶ 5000	3	Kadian DUNKLEY	JR-3	17:01.65cf	17:06.65	1/27	16	2.21	18.21
<b>Team Total</b>								<b>19.33</b>	



# 2012 Indoor Track & Field, Week #3

Only those regionally ranked in top eight are shown

## WOMEN - South

**28**  **Jacksonville State** ▼ **1**  
Ohio Valley Conference 128

Event	Rank	Athlete	Yr	Mark	Date	Pl. Pts.	Bonus	TOTAL
▶ 4x400	6	Clemons, Sturkie, Sturkie, Barrett		3:44.54	1/20	10	1.24	11.24

**Team Total** 14.90

**29**  **Kennesaw State** ▼ **5**  
Atlantic Sun Conference 128

**Team Total** 13.97

**30**  **Georgia Southern** ▼ **4**  
Southern Conference 128

**Team Total** 11.04

**31**  **Lipscomb** ▼ **1**  
Atlantic Sun Conference

Event	Rank	Athlete	Yr	Mark	Date	Pl. Pts.	Bonus	TOTAL
▶ DMR	7	Hoefle, Thompson, McClain, Walker		12:13.51 OT	1/29	8	0.65	8.65


**Team Total** 8.65

**32**  **Jackson State** ▲ **1**  
Southwestern Athletic Conference 119


**Team Total** 4.83

**33**  **Alabama A&M** ▲ **2**  
Southwestern Athletic Conference 128


**Team Total** 4.62

**34**  **Mississippi Valley State** ▼ **3**  
Southwestern Athletic Conference

**Team Total** 4.42

**35**  **Florida Atlantic** ▼ **1**  
Sun Belt Conference 128

**Team Total** 2.82

**36**  **Tennessee State** ▲ **1**  
Ohio Valley Conference

**Team Total** 2.42

**37**  **Georgia State** ▼ **5**  
Colonial Athletic Association

**Team Total** 2.12



# 2012 Indoor Track & Field, Week #3

Only those regionally ranked in top eight are shown

## WOMEN - South

38		<b>Troy</b> Sun Belt Conference	▲ 1 <span style="background-color: yellow; display: inline-block; width: 15px; height: 15px; vertical-align: middle;"></span>
----	---	------------------------------------	--

*Team Total* 0.98

39		<b>Chattanooga</b> Southern Conference	▼ 1 <span style="background-color: yellow; display: inline-block; width: 15px; height: 15px; vertical-align: middle;"></span>
----	---	---	--

*Team Total* 0.81

40		<b>Belmont</b> Atlantic Sun Conference	unch <span style="background-color: yellow; display: inline-block; width: 15px; height: 15px; vertical-align: middle;"></span>
----	---	---	---

*Team Total* 0.01



# 2012 Indoor Track & Field, Week #3

Only those regionally ranked in top eight are shown

## WOMEN - South Central

**1**  **LSU** **unch**  
Southeastern Conference **2**

Event	Rank	Athlete	Yr	Mark	Date	Pl. Pts.	Bonus	TOTAL	
▶ 60m	2	Kimberlyn DUNCAN	JR-3	7.34	2/3	18	2.04	20.04	
▶ 60m	3	Takeia PINCKNEY	JR-3	7.36	2/3	16	1.79	17.79	
▶ 60m	3	Semoy HACKETT	SR-4	7.36	1/14	16	1.79	17.79	
▶ 200m	1	Kimberlyn DUNCAN	JR-3	23.22	2/3	20	3.19	23.19	
▶ 200m	2	Rebecca ALEXANDER	SR-4	23.49	1/27	18	2.22	20.22	
▶ 200m	6	Cassandra TATE	SR-4	23.71	1/14	10	1.45	11.45	
▶ 400m	1	Rebecca ALEXANDER	SR-4	52.66	2/3	20	3.40	23.40	
▶ 400m	2	Cassandra TATE	SR-4	53.13	1/21	18	2.66	20.66	
▶ 400m	8	Siedda HERBERT	JR-3	54.40	1/21	8	0.93	8.93	
▶ 800m	1	Charlene LIPSEY	JR-3	2:03.79	1/27	20	4.04	24.04	
▶ 800m	4	Samantha LEVIN	FR-1	2:09.39	1/27	14	1.41	15.41	
▶ Mile	2	Laura CARLETON	JR-3	4:43.12	1/27	18	2.09	20.09	
▶ Mile	5	Charlene LIPSEY	JR-3	4:45.04	1/21	12	1.66	13.66	
▶ 3000	8	Laura CARLETON	JR-3	9:29.44	2/3	8	1.18	9.18	
▶ H60m	1	Jasmin STOWERS	SO-2	8.11	2/3	20	3.40	23.40	
▶ H60m	8	Shanekia HALL	JR-3	8.35	1/27	8	1.23	9.23	
▶ 4x400	2	McDermott, Alexander, Herbert, Day		3:35.41	1/27	18	3.15	21.15	
▶ DMR	4	Goodman, Lipsey, Levin, Carleton		11:49.57	1/21	14	1.68	15.68	
▶ HJ	3	Lynnika PITTS	SO-2	1.77m	5-9½	1/27	16	1.96	17.96
▶ PV	8	Rachel LAURENT	SR-4	3.98m	13-¾	1/21	8	1.14	9.14
▶ LJ	6	Brittany PORTER	JR-3	5.97m	19-7	1/27	10	1.12	11.12
▶ TJ	2	Lynnika PITTS	SO-2	12.77m	41-10½	1/27	18	3.06	21.06
▶ SP	3	Tori BLISS	FR-1	15.72m	51-7	2/3	16	2.38	18.38
▶ WT	2	Denise HINTON	SO-2	20.29m	66-7	2/3	18	4.56	22.56
▶ WT	3	Brieanna KENNEDY	SR-4	18.66m	61-2½	1/27	16	1.76	17.76
▶ WT	6	Samia STOKES	SR-4	18.07m	59-3½	1/21	10	0.97	10.97
▶ PENT	4	Alexandria GOCHENOUR	FR-1	3,679	1/27	14	1.92	15.92	
<b>Team Total</b>								<b>485.95</b>	

**2**  **Texas A&M** **unch**  
Big 12 Conference **9**

Event	Rank	Athlete	Yr	Mark	Date	Pl. Pts.	Bonus	TOTAL	
▶ 60m	1	Ashley COLLIER	SO-2	7.25	2/3	20	3.16	23.16	
▶ 200m	3	Dominique DUNCAN	SR-4	23.54	1/27	16	2.05	18.05	
▶ 200m	5	Ashley COLLIER	SO-2	23.66	2/3	12	1.63	13.63	
▶ 200m	8	Olivia EKPONE	FR-1	23.88	1/27	8	0.98	8.98	
▶ 400m	4	Kamaria BROWN	FR-1	53.77	1/21	14	1.68	15.68	
▶ 400m	7	Ibukun MAYUNGBE	SO-2	54.34	1/21	9	0.99	9.99	
▶ 800m	6	Aliese HYDE	SO-2	2:10.02	1/21	10	1.21	11.21	
▶ Mile	6	Natosha ROGERS	JR-3	4:45.84	1/21	10	1.49	11.49	
▶ 3000	1	Natosha ROGERS	JR-3	9:12.83	1/27	20	2.99	22.99	
▶ 5000	1	Natosha ROGERS	JR-3	15:58.40	2/3	20	4.16	24.16	
▶ 5000	6	Amanda JENKINS	SO-2	17:29.02	1/21	10	0.85	10.85	
▶ 5000	7	Tara UPSHAW	SO-2	17:29.34	1/21	9	0.84	9.84	
▶ 5000	8	Katherine DEVLIN	JR-3	17:30.34	2/3	8	0.81	8.81	
▶ H60m	6	Donique' FLEMINGS	JR-3	8.34	2/3	10	1.31	11.31	
▶ 4x400	4	Brown, Ekpone, Flemings, Mayungbe		3:35.95	2/3	14	2.99	16.99	
▶ DMR	3	Hagan, Brown, Hyde, Rogers		11:29.89	1/27	16	2.88	18.88	
▶ HJ	5	Jena HEMANN	FR-1	1.76m	5-9½	1/27	12	1.60	13.60
▶ HJ	5	Chelsea UTLEY	FR-1	1.76m	5-9½	1/27	12	1.60	13.60
▶ PV	3	Laura ASIMAKIS	SR-4	4.24m	13-11	1/27	16	2.49	18.49
▶ PV	7	Aly DAILY	SR-4	4.00m	13-1½	2/3	9	1.24	10.24
▶ SP	4	Brea GARRETT	FR-1	15.51m	50-10½	1/21	14	1.92	15.92
▶ SP	7	Jennifer EDWARDS	JR-3	14.88m	48-10	1/21	9	0.88	9.88
▶ PENT	3	Jena HEMANN	FR-1	3,789	1/27	16	2.52	18.52	
▶ PENT	6	Annie KUNZ	FR-1	3,508	1/27	10	1.10	11.10	
<b>Team Total</b>								<b>442.38</b>	



# 2012 Indoor Track & Field, Week #3

Only those regionally ranked in top eight are shown

## WOMEN - South Central

3

### Arkansas

Southeastern Conference

unch

4

Event	Rank	Athlete	Yr	Mark	Date	Pl. Pts.	Bonus	TOTAL	
▶ 400m	3	Regina GEORGE	JR-3	53.45	1/27	16	2.17	18.17	
▶ 400m	5	Whitney JONES	SR-4	53.86 OT	1/13	12	1.54	13.54	
▶ 800m	2	Stephanie BROWN	JR-3	2:03.93	1/27	18	3.97	21.97	
▶ 800m	3	Samantha LEARCH	SR-4	2:07.42	1/27	16	2.24	18.24	
▶ 800m	7	Martine BORGE	JR-3	2:10.24	1/27	9	1.14	10.14	
▶ Mile	1	Kristen GILLESPIE	SR-4	4:36.94	1/27	20	3.50	23.50	
▶ Mile	3	Stephanie BROWN	JR-3	4:43.41 OT	1/13	16	2.02	18.02	
▶ Mile	4	Grace HEYMSFIELD	SO-2	4:43.68	1/27	14	1.96	15.96	
▶ 3000	2	Kristen GILLESPIE	SR-4	9:20.91 OT	1/13	18	2.08	20.08	
▶ 3000	7	Kaitlin FLATTMANN	FR-1	9:28.74	1/27	9	1.23	10.23	
▶ 5000	4	Kaitlin FLATTMANN	FR-1	16:47.95	2/3	14	1.99	15.99	
▶ H60m	3	Ivanique KEMP	JR-3	8.27	2/3	16	1.94	17.94	
▶ 4x400	3	Flowers, George, Williams, Jones		3:35.80	1/27	16	3.03	19.03	
▶ DMR	1	Learch, Flowers, Brown, Gillespie		11:01.01	2/3	20	5.26	25.26	
▶ HJ	5	Makeba ALCIDE	JR-3	1.76m	5-9%	1/27	12	1.60	13.60
▶ PV	1	Tina SUTEJ	SR-4	4.45m	14-7%	1/27	20	3.95	23.95
▶ PV	2	Tara DIEBOLD	SR-4	4.30m	14-1%	2/3	18	2.90	20.90
▶ PV	4	Danielle NOWELL	SO-2	4.10m	13-5%	2/3	14	1.72	15.72
▶ TJ	5	Tamara MYERS	FR-1	12.39m	40-7%	1/27	12	1.41	13.41
▶ TJ	8	Amalie SKAGE	SO-2	12.26m	40-2%	1/6	8	1.00	9.00
▶ PENT	2	Makeba ALCIDE	JR-3	3,997	1/27	18	3.95	21.95	
<b>Team Total</b>								<b>415.97</b>	

4

### Texas

Big 12 Conference

unch

6

Event	Rank	Athlete	Yr	Mark	Date	Pl. Pts.	Bonus	TOTAL	
▶ 60m	5	Allison PETER	SO-2	7.40	1/27	12	1.30	13.30	
▶ 200m	4	Allison PETER	SO-2	23.64	1/21	14	1.70	15.70	
▶ 400m	6	Stacey-Ann SMITH	SR-4	54.10cf	54.80	1/13	10	1.23	11.23
▶ Mile	8	Julie AMTHOR	SR-4	4:49.44	1/21	8	0.93	8.93	
▶ 3000	3	Marielle HALL	SO-2	9:22.93	1/21	16	1.86	17.86	
▶ 3000	4	Sara SUTHERLAND	SO-2	9:25.56	1/21	14	1.57	15.57	
▶ H60m	6	Morgan SNOW	FR-1	8.34	1/27	10	1.31	11.31	
▶ 4x400	1	Peterson, Chambers, Smith, Nelson		3:35.17	1/21	20	3.23	23.23	
▶ HJ	2	Victoria LUCAS	SR-4	1.79m	5-10%	1/27	18	2.68	20.68
▶ HJ	3	Shanay BRISCOE	SO-2	1.77m	5-9%	1/21	16	1.96	17.96
▶ HJ	8	Beverly OWOYELE	SR-4	1.74m	5-8%	1/27	8	1.03	9.03
▶ HJ	8	Alicia PETERSON	JR-3	1.74m	5-8%	1/27	8	1.03	9.03
▶ LJ	5	A'Lexus BRANNON	SO-2	6.11m	20-¾	1/27	12	1.89	13.89
▶ SP	2	Amanda VAN DYKE	SR-4	15.91m	52-2½	1/27	18	2.84	20.84
▶ PENT	8	Beverly OWOYELE	SR-4	3,462	1/27	8	0.88	8.88	
<b>Team Total</b>								<b>265.29</b>	

5

### Baylor

Big 12 Conference

▲

1

Event	Rank	Athlete	Yr	Mark	Date	Pl. Pts.	Bonus	TOTAL	
▶ 60m	8	Tiffani MCREYNOLDS	SO-2	7.42	2/3	8	1.06	9.06	
▶ 800m	5	Brittany OGUNMOKUN	JR-3	2:09.96	1/27	12	1.23	13.23	
▶ 3000	6	Rachel JOHNSON	FR-1	9:28.27	2/3	10	1.28	11.28	
▶ 5000	5	Erin HEGARTY	FR-1	16:55.45	2/3	12	1.78	13.78	
▶ H60m	2	Tiffani MCREYNOLDS	SO-2	8.18	2/3	18	2.75	20.75	
▶ 4x400	5	Rhone, Ogunmokun, Nwachukwu, Richardson		3:40.67	2/3	12	1.82	13.82	
▶ DMR	2	Kelly, Richardson, Ogunmokun, Johnson		11:13.18	2/3	18	4.23	22.23	
▶ TJ	3	Jessica UBANYIONWU	SR-4	12.61m	41-4½	1/27	16	2.31	18.31
▶ SP	1	Skylar WHITE	JR-3	17.32m	56-10	2/3	20	6.24	26.24
▶ WT	1	Erin ATKINSON	SO-2	20.65m	67-9	2/3	20	5.18	25.18
<b>Team Total</b>								<b>219.73</b>	



# 2012 Indoor Track & Field, Week #3

Only those regionally ranked in top eight are shown

## WOMEN - South Central

6

### Houston

Conference USA

▼ 1  
58

Event	Rank	Athlete	Yr	Mark	Date	Pl. Pts.	Bonus	TOTAL
▶ 60m	5	Whitney HARRIS	SR-4	7.40	1/21	12	1.30	<b>13.30</b>
▶ H60m	4	Demeeka JONES	SR-4	8.28	2/3	14	1.85	<b>15.85</b>
▶ DMR	8	Johnson, Sellers, Johnson, Ducommun		12:14.07cf 12:17.97	1/27	6	0.48	<b>6.48</b>
▶ HJ	1	Megan FRAUSTO	JR-3	1.80m 5-10%	1/27	20	3.04	<b>23.04</b>
▶ PV	4	Karley KING	JR-3	4.10m 13-5%	2/3	14	1.72	<b>15.72</b>
▶ LJ	3	Tai'Shea REESE	SR-4	6.25m 20-6%	1/13	16	2.82	<b>18.82</b>
▶ PENT	1	Megan FRAUSTO	JR-3	4,000	1/27	20	3.97	<b>23.97</b>
<b>Team Total</b>								<b>178.10</b>

7

### TCU

Mountain West Conference

▲ 1  
39

Event	Rank	Athlete	Yr	Mark	Date	Pl. Pts.	Bonus	TOTAL
▶ 4x400	6	Shade, Charles, Thomas, Collins		3:42.00	12/10	10	1.56	<b>11.56</b>
▶ HJ	8	Orlene PARRIS	FR-1	1.74m 5-8%	12/10	8	1.03	<b>9.03</b>
▶ LJ	2	Whitney GIPSON	SR-4	6.29m 20-7%	1/14	18	3.14	<b>21.14</b>
▶ LJ	4	Lorraine UGEN	FR-1	6.16m 20-2%	12/10	14	2.17	<b>16.17</b>
▶ SP	6	Kelsey SAMUELS	JR-3	15.09m 49-6%	1/14	10	1.22	<b>11.22</b>
<b>Team Total</b>								<b>106.96</b>

8

### Rice

Conference USA

▲ 23  
122

Event	Rank	Athlete	Yr	Mark	Date	Pl. Pts.	Bonus	TOTAL
▶ 3000	5	Becky WADE	SR-4	9:26.33cf 9:29.33	1/27	12	1.49	<b>13.49</b>
▶ 5000	2	Becky WADE	SR-4	16:21.81 OT	2/3	18	3.09	<b>21.09</b>
▶ 5000	3	Allison PYE	SR-4	16:35.35 OT	2/3	16	2.50	<b>18.50</b>
▶ DMR	6	Peeters, Knighton, John, Cullinan		11:57.56 OT	2/3	10	1.28	<b>11.28</b>
<b>Team Total</b>								<b>94.46</b>

9

### Louisiana Tech

Western Athletic Conference

▼ 1  
61

Event	Rank	Athlete	Yr	Mark	Date	Pl. Pts.	Bonus	TOTAL
▶ 60m	7	Chelsea HAYES	SR-4	7.41	1/12	9	1.18	<b>10.18</b>
▶ 200m	7	Chelsea HAYES	SR-4	23.76cf 24.26	1/27	9	1.28	<b>10.28</b>
▶ LJ	1	Chelsea HAYES	SR-4	6.38m 20-11%	1/27	20	3.87	<b>23.87</b>
▶ LJ	8	Kenyattia HACKWORTH	FR-1	5.92m 19-5%	1/12	8	0.85	<b>8.85</b>
▶ SP	5	Micara VASSELL	JR-3	15.11m 49-7	1/27	12	1.26	<b>13.26</b>
<b>Team Total</b>								<b>75.71</b>

10

### Louisiana-Lafayette

Sun Belt Conference

▲ 1  
102

Event	Rank	Athlete	Yr	Mark	Date	Pl. Pts.	Bonus	TOTAL
▶ LJ	7	Jasmine MANUEL	SR-4	5.94m 19-6	1/21	9	0.96	<b>9.96</b>
▶ TJ	1	Jasmine MANUEL	SR-4	12.78m 41-11%	1/27	20	3.11	<b>23.11</b>
<b>Team Total</b>								<b>50.65</b>

11

### SMU

Conference USA

▼ 1  
62

Event	Rank	Athlete	Yr	Mark	Date	Pl. Pts.	Bonus	TOTAL
▶ Mile	7	Kristine EIKREM-ENGESET	SR-4	4:47.56	1/27	9	1.20	<b>10.20</b>
▶ 4x400	8	Evans, Washington, Wilson, James		3:46.26	1/27	6	0.73	<b>6.73</b>
▶ SP	8	Helena PEREZ	SO-2	14.81m 48-7%	1/20	8	0.76	<b>8.76</b>
▶ WT	5	Ayla GILL	SR-4	18.34m 60-2	1/20	12	1.28	<b>13.28</b>
<b>Team Total</b>								<b>48.55</b>

12

### McNeese State

Southland Conference

▲ 4  
128


Event	Rank	Athlete	Yr	Mark	Date	Pl. Pts.	Bonus	TOTAL
▶ WT	4	La'Shantena ROUNDS	JR-3	18.42m 60-5%	2/3	14	1.38	<b>15.38</b>
▶ WT	7	Ashlee SMITH	JR-3	17.97m 58-11%	2/3	9	0.85	<b>9.85</b>
▶ PENT	5	Mariah GEORGETOWN	SO-2	3,656	1/27	12	1.81	<b>13.81</b>
<b>Team Total</b>								<b>46.40</b>



# 2012 Indoor Track & Field, Week #3

Only those regionally ranked in top eight are shown

## WOMEN - South Central

**13**  **Arkansas State** ▼ 4  
Sun Belt Conference 100


Event	Rank	Athlete	Yr	Mark	Date	Pl. Pts.	Bonus	TOTAL
▶ H60m	5	Sharika NELVIS	SO-2	8.31	2/4	12	1.58	13.58
▶ PV	6	Stephanie FOREMAN	SR-4	4.05m	13-3½	10	1.48	11.48
▶ WT	8	Julia AGAWU	JR-3	17.88m	58-8	8	0.75	8.75

**Team Total 46.34**

**14**  **Stephen F. Austin** ▼ 2  
Southland Conference 128

Event	Rank	Athlete	Yr	Mark	Date	Pl. Pts.	Bonus	TOTAL
▶ 4x400	7	McCutcheon, Jefferson, Simpson, Dickerson		3:43.18	1/14	8	1.33	9.33

**Team Total 42.07**

**15**  **UTSA** ▲ 4  
Southland Conference 128

Event	Rank	Athlete	Yr	Mark	Date	Pl. Pts.	Bonus	TOTAL
▶ DMR	5	Herrera, Williamson, Balbontin, Diaz		11:52.69	2/3	12	1.53	13.53

**Team Total 31.80**

**16**  **Tulane** ▼ 1  
Conference USA 107

Event	Rank	Athlete	Yr	Mark	Date	Pl. Pts.	Bonus	TOTAL
▶ TJ	4	Estefany CRUZ	FR-1	12.45m	40-10½	14	1.60	15.60

**Team Total 30.60**

**17**  **Texas State** unch  
Southland Conference 128

**Team Total 24.28**

**18**  **UT Arlington** ▼ 4  
Southland Conference 128

Event	Rank	Athlete	Yr	Mark	Date	Pl. Pts.	Bonus	TOTAL
▶ DMR	7	Putman, Wright, Mose, Hampton		12:00.56	1/14	8	1.14	9.14

**Team Total 21.39**

**19**  **North Texas** ▲ 1  
Sun Belt Conference 128

Event	Rank	Athlete	Yr	Mark	Date	Pl. Pts.	Bonus	TOTAL
▶ 800m	8	Sara DIETZ	SR-4	2:11.36	1/14	8	0.79	8.79

**Team Total 19.97**

**20**  **Lamar** ▼ 7  
Southland Conference

**Team Total 19.56**

**21**  **Southeastern Louisiana** ▼ 3  
Southland Conference 128

Event	Rank	Athlete	Yr	Mark	Date	Pl. Pts.	Bonus	TOTAL
▶ TJ	7	Michelle OGASHI	SR-4	12.35m	40-6½	9	1.29	10.29

**Team Total 19.46**

**22**  **Texas A&M-Corpus Chrunch** 128  
Southland Conference

Event	Rank	Athlete	Yr	Mark	Date	Pl. Pts.	Bonus	TOTAL
▶ TJ	6	Ernestine CRAY	SO-2	12.37m	40-7	10	1.35	11.35










**Team Total 13.08**



# 2012 Indoor Track & Field, Week #3

Only those regionally ranked in top eight are shown

## WOMEN - South Central

<b>23</b>		<b>Prairie View A&amp;M</b> Southwestern Athletic Conference	<b>unch</b> 128	<b>28</b>		<b>Arkansas-Pine Bluff</b> Southwestern Athletic Conference	<b>unch</b>
<i>Team Total</i> 8.22				<i>Team Total</i> 1.71			
<b>24</b>		<b>Ark.-Little Rock</b> Sun Belt Conference	<b>▼ 3</b>	<b>29</b>		<b>Nicholls State</b> Southland Conference	<b>▼ 2</b>
<i>Team Total</i> 5.80				<i>Team Total</i> 1.36			
<b>25</b>		<b>Northwestern State</b> Southland Conference	<b>▼ 1</b> 128	<b>30</b>		<b>Texas Southern</b> Southwestern Athletic Conference	<b>▼ 1</b>
<i>Team Total</i> 5.08				<i>Team Total</i> 0.85			
<b>26</b>		<b>Central Arkansas</b> Southland Conference	<b>unch</b>	<b>31</b>		<b>UTPA</b> Great West Conference	<b>▼ 1</b>
<i>Team Total</i> 3.00				<i>Team Total</i> 0.16			
<b>27</b>		<b>Houston Baptist</b> Great West Conference	<b>▼ 2</b>				
<i>Team Total</i> 2.55							



# 2012 Indoor Track & Field, Week #3

Only those regionally ranked in top eight are shown

## WOMEN - Southeast

1

**Clemson**  
Atlantic Coast Conference

unch

3

Event	Rank	Athlete	Yr	Mark	Date	Pl. Pts.	Bonus	TOTAL	
▶ 60m	1	Stormy KENDRICK	JR-3	7.22	2/3	20	3.26	<b>23.26</b>	
▶ 60m	2	Dezerea BRYANT	FR-1	7.25	1/21	18	2.92	<b>20.92</b>	
▶ 60m	5	Jasmine EDGERSON	JR-3	7.37	1/27	12	1.62	<b>13.62</b>	
▶ 200m	1	Marlena WESH	JR-3	23.51	1/21	20	2.88	<b>22.88</b>	
▶ 200m	1	Dezerea BRYANT	FR-1	23.51	1/21	20	2.88	<b>22.88</b>	
▶ 200m	3	Stormy KENDRICK	JR-3	23.74	2/3	16	2.11	<b>18.11</b>	
▶ 400m	1	Marlena WESH	JR-3	52.21	2/3	20	5.06	<b>25.06</b>	
▶ Mile	1	Alyssa KULIK	SR-4	4:40.97	2/3	20	3.13	<b>23.13</b>	
▶ 3000	3	Kimberly RUCK	SR-4	9:29.65	2/3	16	2.20	<b>18.20</b>	
▶ H60m	1	Brianna ROLLINS	JR-3	7.97	2/3	20	3.77	<b>23.77</b>	
▶ H60m	1	Bridgette OWENS	SO-2	7.97	2/3	20	3.77	<b>23.77</b>	
▶ H60m	3	Kendra HARRISON	FR-1	8.20	1/27	16	2.19	<b>18.19</b>	
▶ H60m	5	Jasmine EDGERSON	JR-3	8.30	1/13	12	1.57	<b>13.57</b>	
▶ H60m	6	Monique GRACIA	SR-4	8.42	1/27	10	1.05	<b>11.05</b>	
▶ 4x400	1	Harrison, Rollins, Fluker, Wesh		3:34.97	1/21	20	5.01	<b>25.01</b>	
▶ DMR	3	Kulik, Austin, Blanton, Ruck		11:28.89	2/3	16	2.74	<b>18.74</b>	
▶ PV	4	Lauren TERSTAPPEN	SO-2	4.03m	13-2½	1/27	14	1.62	<b>15.62</b>
▶ PV	5	Christy GASPARINO	SO-2	4.00m	13-1½	2/3	12	1.44	<b>13.44</b>
▶ LJ	6	Jasmine BRUNSON	JR-3	6.05m	19-10½	1/27	10	1.39	<b>11.39</b>
▶ TJ	1	Jasmine BRUNSON	JR-3	12.84m	42-1½	2/3	20	3.27	<b>23.27</b>
▶ WT	2	Brittney WALLER	JR-3	20.13m	66-½	2/3	18	3.83	<b>21.83</b>
<b>Team Total</b>								<b>440.78</b>	

2

**North Carolina**  
Atlantic Coast Conference

▲ 2

37

Event	Rank	Athlete	Yr	Mark	Date	Pl. Pts.	Bonus	TOTAL	
▶ 200m	6	Elizabeth MOTT	SR-4	24.17cf	24.67	2/4	10	0.93	<b>10.93</b>
▶ 400m	2	Elizabeth MOTT	SR-4	54.29cf	54.99	2/4	18	1.95	<b>19.95</b>
▶ 400m	5	Zoey RUSSELL	SR-4	54.77		2/3	12	1.27	<b>13.27</b>
▶ 400m	7	Danielle BROCK	SR-4	54.89	1/20	9	1.10	<b>10.10</b>	
▶ 800m	1	Tasha STANLEY	SR-4	2:04.70		2/3	20	5.08	<b>25.08</b>
▶ Mile	2	Ashley VERPLANK	JR-3	4:44.42		2/3	18	2.27	<b>20.27</b>
▶ Mile	3	Lianne FARBER	FR-1	4:45.54		2/3	16	1.99	<b>17.99</b>
▶ Mile	6	Kendra SCHAAF	JR-3	4:46.63		2/3	10	1.72	<b>11.72</b>
▶ H60m	8	Danielle BROCK	SR-4	8.51	1/20	8	0.67	<b>8.67</b>	
▶ 4x400	3	Wilkerson, Stanley, Russell, Brock		3:40.53	1/20	16	2.37	<b>18.37</b>	
▶ DMR	1	Farber, Russell, Stanley, Verplank		11:21.26		2/3	20	3.42	<b>23.42</b>
▶ PV	3	Sandi MORRIS	SO-2	4.15m	13-7½	1/27	16	2.48	<b>18.48</b>
▶ PV	5	Cameron OVERSTREET	FR-1	4.00m	13-1½	1/13	12	1.44	<b>13.44</b>
▶ LJ	7	Christhawn WILLIAMS	JR-3	6.03m	19-9½	1/20	9	1.26	<b>10.26</b>
▶ TJ	6	Michelle NEWMAN	SR-4	12.46m	40-10½	1/20	10	1.31	<b>11.31</b>
▶ TJ	7	Tristine JOHNSON	SO-2	12.43m	40-9½	1/20	9	1.18	<b>10.18</b>
<b>Team Total</b>								<b>261.30</b>	

3

**Louisville**  
BIG EAST Conference

▼ 1

40

Event	Rank	Athlete	Yr	Mark	Date	Pl. Pts.	Bonus	TOTAL	
▶ 3000	6	Madie DAVIDSON	SO-2	9:39.23 OT		2/3	10	1.08	<b>11.08</b>
▶ 5000	1	Holly KNIGHT	SR-4	16:24.70 OT		2/3	20	3.90	<b>23.90</b>
▶ HJ	3	Michelle THEOPHILLE	JR-3	1.79m	5-10½	2/3	16	2.37	<b>18.37</b>
▶ HJ	5	Megan SCHUBERT	SR-4	1.76m	5-9¼	1/13	12	1.36	<b>13.36</b>
▶ LJ	2	Charachesicia LOCKHART	SR-4	6.12m	20-1	1/13	18	2.04	<b>20.04</b>
▶ TJ	3	Charachesicia LOCKHART	SR-4	12.57m	41-3	2/3	16	1.88	<b>17.88</b>
▶ TJ	5	Malina SIMMERS	SR-4	12.52m	41-1	2/3	12	1.62	<b>13.62</b>
▶ SP	1	Khadija ABDULLAH	JR-3	16.50m	54-1¼	1/7	20	3.59	<b>23.59</b>
▶ SP	4	Amashi-Ali KENDALL	JR-3	15.58m	51-1½	2/3	14	2.01	<b>16.01</b>
▶ WT	1	Amashi-Ali KENDALL	JR-3	20.83m	68-4¼	2/3	20	4.96	<b>24.96</b>
▶ WT	5	Patrice GATES	SO-2	18.61m	61-¾	2/3	12	1.42	<b>13.42</b>
<b>Team Total</b>								<b>242.06</b>	



# 2012 Indoor Track & Field, Week #3

Only those regionally ranked in top eight are shown

## WOMEN - Southeast

**4**  **Virginia Tech** ▲ **7**  
Atlantic Coast Conference **56**

Event	Rank	Athlete	Yr	Mark	Date	Pl. Pts.	Bonus	TOTAL	
▶ 60m	3	Ogechi NWANERI	SR-4	7.36	2/3	16	1.73	17.73	
▶ 60m	7	Ciara SIMMS	FR-1	7.42	2/3	9	1.09	10.09	
▶ 200m	5	Zakiya TYSON	SO-2	24.00	2/3	12	1.29	13.29	
▶ 200m	8	Ogechi NWANERI	SR-4	24.20	1/13	8	0.87	8.87	
▶ 400m	4	Aunye BOONE	SR-4	54.76	2/3	14	1.28	15.28	
▶ 800m	2	Frances DOWD	SO-2	2:08.63	2/3	18	2.44	20.44	
▶ 800m	4	Amanda SMITH	FR-1	2:10.27	2/3	14	1.39	15.39	
▶ H60m	6	Kristen BROWN	SO-2	8.42	1/20	10	1.05	11.05	
▶ H60m	8	Leah NUGENT	FR-1	8.51	2/3	8	0.67	8.67	
▶ 4x400	7	Boone, DeCoster, Woodford, Amegashie		3:43.60	1/13	8	1.10	9.10	
▶ PV	1	Victoria VON EYNATTEN	FR-1	4.33m	14-2½	2/3	20	4.08	24.08
▶ PV	2	Martina SCHULTZE	FR-1	4.18m	13-8½	2/3	18	2.74	20.74
▶ PV	8	Kristen BROWN	SO-2	3.90m	12-9½	1/13	8	0.83	8.83

**Team Total** **204.69**

**5**  **Kentucky** unch  
Southeastern Conference **86**


Event	Rank	Athlete	Yr	Mark	Date	Pl. Pts.	Bonus	TOTAL	
▶ 60m	3	Keilah TYSON	FR-1	7.36	1/27	16	1.73	17.73	
▶ 200m	4	Keilah TYSON	FR-1	23.93 OT	2/3	14	1.50	15.50	
▶ 4x400	4	Tyson, Nunn, Cartwright, Robinson		3:42.48 OT	1/13	14	1.48	15.48	
▶ DMR	4	Macumber, Whaley, Peare, Oswald		11:31.07 OT	2/3	14	2.55	16.55	
▶ HJ	2	Terri-Ann GRANT	SR-4	1.82m	5-11½	1/27	18	3.52	21.52
▶ HJ	5	Joanne IMBERT	FR-1	1.76m	5-9¼	1/27	12	1.36	13.36
▶ LJ	4	Keilah TYSON	FR-1	6.08m	19-11½	2/3	14	1.65	15.65
▶ SP	3	Jennifer SVOBODA	SR-4	15.59m	51-1¾	1/27	16	2.03	18.03

**Team Total** **162.84**

**6**  **East Carolina** ▼ **3**  
Conference USA **42**


Event	Rank	Athlete	Yr	Mark	Date	Pl. Pts.	Bonus	TOTAL	
▶ 800m	8	Brooke KOTT	JR-3	2:11.03	1/27	8	1.00	9.00	
▶ Mile	8	Brittany COPELAND	SR-4	4:51.05	1/13	8	0.86	8.86	
▶ 3000	1	Brittany COPELAND	SR-4	9:24.10	1/27	20	2.96	22.96	
▶ 5000	8	Stefanie FRESENIUS	FR-1	17:40.86	1/27	8	0.73	8.73	
▶ DMR	2	Lapp, Kott, Kott, Copeland		11:24.51	1/27	18	3.13	21.13	
▶ HJ	4	Tynita BUTTS	JR-3	1.78m	5-10	12/4	14	1.98	15.98
▶ LJ	5	Tynita BUTTS	JR-3	6.07m	19-11	1/27	12	1.55	13.55

**Team Total** **135.82**

**7**  **South Carolina** unch  
Southeastern Conference **44**

Event	Rank	Athlete	Yr	Mark	Date	Pl. Pts.	Bonus	TOTAL	
▶ 400m	3	Erica RUCKER	FR-1	54.66 OT	1/27	16	1.43	17.43	
▶ 400m	8	Nadonna RODRIQUES	JR-3	54.98 OT	1/27	8	0.97	8.97	
▶ H60m	4	Kierre BECKLES	SO-2	8.26	1/27	14	1.80	15.80	
▶ 4x400	2	Green, Rodriques, Harris, Rucker		3:38.30	2/3	18	3.41	21.41	
▶ HJ	1	Jeannelle SCHEPER	SO-2	1.83m	6-0	2/3	20	3.90	23.90
▶ PV	5	Petra OLSEN	SO-2	4.00m	13-1½	2/3	12	1.44	13.44

**Team Total** **134.70**

**8**  **Duke** ▲ **1**  
Atlantic Coast Conference **73**

Event	Rank	Athlete	Yr	Mark	Date	Pl. Pts.	Bonus	TOTAL	
▶ DMR	7	Baskir, Treakle, Farley, Maleski		11:51.35	1/20	8	1.23	9.23	
▶ HJ	7	Karli JOHONNOT	FR-1	1.75m	5-8¾	1/13	9	1.11	10.11
▶ SP	2	Michelle ANUMBA	SO-2	16.11m	52-10¼	2/3	18	2.92	20.92
▶ PENT	1	Karli JOHONNOT	FR-1	3,802		1/27	20	5.64	25.64
▶ PENT	3	Miray SEWARD	SO-2	3,401		1/27	16	1.97	17.97
▶ PENT	7	Teddi MASLOWSKI	FR-1	3,249		1/27	9	0.93	9.93

**Team Total** **127.87**



# 2012 Indoor Track & Field, Week #3

Only those regionally ranked in top eight are shown

## WOMEN - Southeast

**9**  **Virginia** ▼ **3**  
Atlantic Coast Conference **51**

Event	Rank	Athlete	Yr	Mark	Date	Pl. Pts.	Bonus	TOTAL	
▶ 800m	3	Vanessa FABRIZIO	SO-2	2:09.26	1/20	16	2.03	<b>18.03</b>	
▶ 3000	5	Anna CORRIGAN	SR-4	9:32.14	1/27	12	1.86	<b>13.86</b>	
▶ DMR	5	Barber, Gillespie, Fabrizio, Gay		11:34.34	1/27	12	2.26	<b>14.26</b>	
▶ HJ	7	Pearl BICKERSTETH	JR-3	1.75m	5-8%	1/27	9	1.11	<b>10.11</b>
▶ TJ	2	Whitney ROSE	JR-3	12.65m	41-6	1/27	18	2.29	<b>20.29</b>
▶ SP	7	Maureen LAFFAN	SR-4	14.85m	48-8%	1/27	9	1.07	<b>10.07</b>
▶ WT	6	Maureen LAFFAN	SR-4	18.54m	60-10	1/27	10	1.34	<b>11.34</b>

**Team Total 119.45**

**10**  **Hampton** ▼ **2**  
Mid-Eastern Athletic Conference **128**

Event	Rank	Athlete	Yr	Mark	Date	Pl. Pts.	Bonus	TOTAL
▶ 800m	7	Alaine TATE	SO-2	2:10.65	1/27	9	1.16	<b>10.16</b>
▶ 4x400	6	Fraenk, Jones, Calder, Robinson		3:43.60	1/27	10	1.10	<b>11.10</b>
▶ PENT	2	Claudia CALDER	SR-4	3,554	1/27	18	3.37	<b>21.37</b>
▶ PENT	6	Ermesha FAIR	JR-3	3,270	1/20	10	1.06	<b>11.06</b>

**Team Total 90.03**

**11**  **NC State** ▲ **2**  
Atlantic Coast Conference **104**

Event	Rank	Athlete	Yr	Mark	Date	Pl. Pts.	Bonus	TOTAL	
▶ LJ	2	Karimah SHEPHERD	JR-3	6.12m	20-1	1/27	18	2.04	<b>20.04</b>
▶ SP	5	Tremanisha TAYLOR	FR-1	15.16m	49-9	1/27	12	1.44	<b>13.44</b>
▶ WT	4	Lawanda HENRY	SR-4	18.71m	61-4%	1/13	14	1.55	<b>15.55</b>

**Team Total 70.12**

**12**  **Liberty** ▼ **2**  
Big South Conference **128**


Event	Rank	Athlete	Yr	Mark	Date	Pl. Pts.	Bonus	TOTAL	
▶ 5000	4	Jennifer KLUGH	SR-4	17:17.92cf	17:22.92	12/2	14	1.51	<b>15.51</b>
▶ WT	7	Jocelyn WILLIAMS	SO-2	18.20m	59-8%	2/4	9	0.97	<b>9.97</b>

**Team Total 66.52**

**13**  **Eastern Kentucky** ▲ **3**  
Ohio Valley Conference **128**

Event	Rank	Athlete	Yr	Mark	Date	Pl. Pts.	Bonus	TOTAL
▶ 800m	5	Lydia KOSGEI	SR-4	2:10.30 OT	2/4	12	1.37	<b>13.37</b>
▶ Mile	4	Lydia KOSGEI	SR-4	4:45.57 OT	1/27	14	1.98	<b>15.98</b>
▶ 3000	4	Lydia KOSGEI	SR-4	9:30.33	1/20	14	2.10	<b>16.10</b>

**Team Total 53.61**

**14**  **UNCG** ▲ **4**  
Southern Conference **128**

Event	Rank	Athlete	Yr	Mark	Date	Pl. Pts.	Bonus	TOTAL	
▶ 800m	6	Ashley SCHNELL	SR-4	2:10.52cf	2:11.52	1/13	10	1.23	<b>11.23</b>
▶ Mile	7	Ashley SCHNELL	SR-4	4:48.92	1/20	9	1.21	<b>10.21</b>	
▶ 3000	2	Ashley SCHNELL	SR-4	9:26.42 OT	2/3	18	2.64	<b>20.64</b>	

**Team Total 53.00**

**15**  **William and Mary** ▲ **4**  
Colonial Athletic Association **128**

Event	Rank	Athlete	Yr	Mark	Date	Pl. Pts.	Bonus	TOTAL	
▶ 3000	8	Elaina BALOURIS	SO-2	9:41.47cf	9:44.47	12/4	8	0.88	<b>8.88</b>
▶ 5000	2	Elaina BALOURIS	SO-2	16:26.24	2/3	18	3.81	<b>21.81</b>	

**Team Total 47.10**

**16**  **James Madison** ▲ **6**  
Colonial Athletic Association **128**

Event	Rank	Athlete	Yr	Mark	Date	Pl. Pts.	Bonus	TOTAL
▶ 5000	7	Katie GORMAN	JR-3	17:32.56	2/4	9	1.01	<b>10.01</b>
▶ DMR	8	Landry, Langton, Lopresti, Harman		11:57.50	1/14	6	0.89	<b>6.89</b>
▶ PENT	4	Jennifer MONK	JR-3	3,371	1/27	14	1.70	<b>15.70</b>


**Team Total 46.00**




# 2012 Indoor Track & Field, Week #3

Only those regionally ranked in top eight are shown


## WOMEN - Southeast

**17**  **Charlotte** ▼ **5**  
Atlantic 10 Conference **128**


Event	Rank	Athlete	Yr	Mark	Date	Pl. Pts.	Bonus	TOTAL
▶ 60m	8	Joann BLAKNEY	FR-1	7.44	1/27	8	0.90	8.90
▶ 4x400	5	Mungo, Young, Morrison, Wilder		3:43.13	1/27	12	1.24	13.24
<b>Team Total</b>								<b>45.29</b>

**18**  **Western Kentucky** ▼ **4**  
Sun Belt Conference **65**


Event	Rank	Athlete	Yr	Mark	Date	Pl. Pts.	Bonus	TOTAL	
▶ LJ	8	Jade NIMMO	JR-3	6.02m	19-9	1/21	8	1.19	9.19
▶ WT	3	Monteka FLOWERS	SR-4	18.86m	61-10½	1/21	16	1.79	17.79
<b>Team Total</b>								<b>43.90</b>	

**19**  **VCU** ▼ **2**  
Colonial Athletic Association **128**


Event	Rank	Athlete	Yr	Mark	Date	Pl. Pts.	Bonus	TOTAL	
▶ 400m	6	Kiara PORTER	FR-1	54.82	1/27	10	1.20	11.20	
▶ SP	8	Jaleesa WILLIAMS	SO-2	14.79m	48-6¼	2/3	8	1.00	9.00
<b>Team Total</b>								<b>40.42</b>	

**20**  **George Mason** ▲ **4**  
Colonial Athletic Association **123**


Event	Rank	Athlete	Yr	Mark	Date	Pl. Pts.	Bonus	TOTAL	
▶ 4x400	8	Barron, Wheaton, Scott, McGee		3:43.69	1/20	6	1.07	7.07	
▶ TJ	8	Namatirai Grace MAVUGARA	SR-4	12.42m	40-9	2/3	8	1.15	9.15
▶ PENT	5	Amanda DENGER	SO-2	3,321	1/27	12	1.38	13.38	
<b>Team Total</b>								<b>39.92</b>	

**21**  **Appalachian State** ▼ **6**  
Southern Conference **128**


Event	Rank	Athlete	Yr	Mark	Date	Pl. Pts.	Bonus	TOTAL	
▶ PV	8	Chelsea FARR	FR-1	3.90m	12-9¼	2/4	8	0.83	8.83
<b>Team Total</b>								<b>37.41</b>	

**22**  **Richmond** ▼ **2**  
Atlantic 10 Conference **128**


Event	Rank	Athlete	Yr	Mark	Date	Pl. Pts.	Bonus	TOTAL
▶ Mile	5	Nicol TRAYNOR	SR-4	4:46.57	2/3	12	1.74	13.74
▶ 3000	7	Nicol TRAYNOR	SR-4	9:40.63	1/20	9	0.95	9.95
▶ DMR	6	Paradis, Clevinger, Traynor, McGonigle		11:51.34	1/28	10	1.23	11.23
<b>Team Total</b>								<b>36.51</b>

**23**  **Wake Forest** ▼ **2**  
Atlantic Coast Conference **128**

Event	Rank	Athlete	Yr	Mark	Date	Pl. Pts.	Bonus	TOTAL	
▶ TJ	3	Erin BROOKS	SR-4	12.57m	41-3	1/20	16	1.88	17.88
<b>Team Total</b>								<b>33.14</b>	

**24**  **Coastal Carolina** ▼ **1**  
Big South Conference **128**

Event	Rank	Athlete	Yr	Mark	Date	Pl. Pts.	Bonus	TOTAL	
▶ 200m	7	Erica PEAKE	JR-3	24.18cf	24.68	1/27	9	0.91	9.91
▶ 5000	5	Letitia SAAYMAN	FR-1	17:20.31	2/4	12	1.43	13.43	
<b>Team Total</b>								<b>32.72</b>	

**25**  **College Of Charleston** ▲ **12**  
Southern Conference **128**

Event	Rank	Athlete	Yr	Mark	Date	Pl. Pts.	Bonus	TOTAL
▶ 5000	3	Dena O'BRIEN	SO-2	16:40.39	2/3	16	3.03	19.03
<b>Team Total</b>								<b>23.91</b>

**26**  **Charleston Southern** ▼ **1**  
Big South Conference **128**

Event	Rank	Athlete	Yr	Mark	Date	Pl. Pts.	Bonus	TOTAL
<b>Team Total</b>								<b>20.06</b>



# 2012 Indoor Track & Field, Week #3

Only those regionally ranked in top eight are shown

## WOMEN - Southeast

**27**  **South Carolina State** ▼ **1**  
Mid-Eastern Athletic Conference 128

Event	Rank	Athlete	Yr	Mark	Date	Pl. Pts.	Bonus	TOTAL	
▶ SP	6	Shamire ROTHMILLER	SR-4	14.97m	49-1½	12/2	10	1.22	11.22

**Team Total** 17.54


**32**  **Murray State** ▼ **2**  
Ohio Valley Conference 128

**Team Total** 7.93

**28**  **Norfolk State** ▼ **1**  
Mid-Eastern Athletic Conference 113

Event	Rank	Athlete	Yr	Mark	Date	Pl. Pts.	Bonus	TOTAL	
▶ 60m	6	Shanneka CLAIBORNE	SR-4	7.38		12/4	10	1.52	11.52

**Team Total** 16.73

**33**  **Elon** ▲ **1**  
Southern Conference 128

**Team Total** 7.49

**29**  **Western Carolina** ▲ **3**  
Southern Conference 128


**Team Total** 16.03

**34**  **UNC-Wilmington** ▲ **1**  
Colonial Athletic Association

**Team Total** 5.99

**30** **N.C. Central** ▼ **2**  
Mid-Eastern Athletic Conference 128

**Team Total** 9.93

**35**  **VMI** ▼ **2**  
Big South Conference 128

**Team Total** 5.60

**31**  **Radford** unch  
Big South Conference 128

Event	Rank	Athlete	Yr	Mark	Date	Pl. Pts.	Bonus	TOTAL	
▶ WT	8	Aimee VEATCH	SR-4	18.17m	59-7½	1/27	8	0.94	8.94

**Team Total** 9.12

**36**  **High Point** unch  
Big South Conference

**Team Total** 3.30



# 2012 Indoor Track & Field, Week #3

Only those regionally ranked in top eight are shown

## WOMEN - Southeast

<b>37</b>	<b>Furman</b> Southern Conference	▼ <b>8</b> <div style="background-color: yellow; width: 20px; height: 10px; margin: 0 auto;"></div>	<b>42</b>	<b>Citadel</b> Southern Conference	▼ <b>1</b> <div style="background-color: yellow; width: 20px; height: 10px; margin: 0 auto;"></div>
-----------	--------------------------------------	--	-----------	---------------------------------------	--

<i>Team Total</i>		<b>2.76</b>		<i>Team Total</i>		<b>0.60</b>
-------------------	--	-------------	--	-------------------	--	-------------

<b>38</b>	<b>Gardner-Webb</b> Big South Conference	▲ <b>1</b> <div style="background-color: yellow; width: 20px; height: 10px; margin: 0 auto;"></div>	<b>43</b>	<b>UNC Asheville</b> Big South Conference	▼ <b>1</b> <div style="background-color: yellow; width: 20px; height: 10px; margin: 0 auto;"></div>
-----------	---	--	-----------	--	--

<i>Team Total</i>		<b>1.98</b>		<i>Team Total</i>		<b>0.28</b>
-------------------	--	-------------	--	-------------------	--	-------------

<b>39</b>	<b>Winthrop</b> Big South Conference	▲ <b>4</b> <div style="background-color: yellow; width: 20px; height: 10px; margin: 0 auto;"></div>	<b>44</b>	<b>Wofford</b> Southern Conference	<b>unch</b> <div style="background-color: yellow; width: 20px; height: 10px; margin: 0 auto;"></div>
-----------	---	--	-----------	---------------------------------------	---

<i>Team Total</i>		<b>1.04</b>		<i>Team Total</i>		<b>0.04</b>
-------------------	--	-------------	--	-------------------	--	-------------

<b>40</b>	<b>USC Upstate</b> Atlantic Sun Conference	<b>unch</b> <div style="background-color: yellow; width: 20px; height: 10px; margin: 0 auto;"></div>
-----------	---	---

<i>Team Total</i>		<b>1.00</b>
-------------------	--	-------------

<b>41</b>	<b>Campbell</b> Big South Conference	▼ <b>3</b> <div style="background-color: yellow; width: 20px; height: 10px; margin: 0 auto;"></div>
-----------	---	--

<i>Team Total</i>		<b>0.85</b>
-------------------	--	-------------



## 2012 Indoor Track &amp; Field, Week #3

Only those regionally ranked in top eight are shown

## WOMEN - West

**1**  **Stanford**  
Pacific-12 Conference **unch**  
**23**

Event	Rank	Athlete	Yr	Mark	Date	Pl. Pts.	Bonus	TOTAL	
▶ 60m	6	Shataya HENDRICKS	SR-4	7.47	1/27	10	1.53	11.53	
▶ 200m	5	Shataya HENDRICKS	SR-4	24.21	1/21	12	1.14	13.14	
▶ 200m	8	Katie NELMS	SO-2	24.33	1/27	8	0.86	8.86	
▶ 400m	3	Kellie SCHUELER	SO-2	55.01	1/27	16	1.85	17.85	
▶ 3000	2	Kathy KROEGER	SO-2	9:15.45	1/27	18	2.27	20.27	
▶ 3000	3	Aisling CUFFE	FR-1	9:15.56	1/27	16	2.26	18.26	
▶ 3000	5	Jessica TONN	SO-2	9:20.33	1/27	12	1.82	13.82	
▶ 3000	8	Emilie AMARO	JR-3	9:36.64	1/27	8	0.82	8.82	
▶ H60m	1	Kori CARTER	SO-2	8.31	1/21	20	2.64	22.64	
▶ H60m	2	Katie NELMS	SO-2	8.33	1/21	18	2.44	20.44	
▶ 4x400	4	Gradiska, Schueler, Hendricks, Carter		3:41.74	1/21	14	2.57	16.57	
▶ DMR	4	Tonn, Amaro, Fedronic, Foster		11:40.63	1/27	14	2.11	16.11	
▶ PV	2	Katerina STEFANIDI	SR-4	4.35m	14-3/4	1/27	18	4.23	22.23
▶ PV	6	Katherine ZINGHEIM	FR-1	4.00m	13-1/2	1/21	10	1.11	11.11
▶ LJ	1	Arantxa KING	SR-4	6.42m	21-3/4	1/27	20	4.19	24.19
▶ LJ	3	Karynn DUNN	JR-3	6.10m	20-3/4	1/27	16	1.75	17.75
▶ TJ	5	Jordan MERBACK	JR-3	12.33m	40-5/2	1/21	12	1.30	13.30
▶ SP	7	Alyssa WISDOM	SO-2	15.03m	49-3/4	1/21	9	0.96	9.96
<b>Team Total</b>								<b>345.03</b>	

**2**  **Oregon**  
Pacific-12 Conference **unch**  
**1**

Event	Rank	Athlete	Yr	Mark	Date	Pl. Pts.	Bonus	TOTAL	
▶ 60m	1	English GARDNER	FR-1	7.34	1/14	20	3.02	23.02	
▶ 60m	3	Amber PURVIS	SR-4	7.44	1/27	16	1.87	17.87	
▶ 200m	1	English GARDNER	FR-1	23.58	1/27	20	3.30	23.30	
▶ 200m	2	Phyllis FRANCIS	SO-2	23.75	1/27	18	2.68	20.68	
▶ 800m	1	Anne KESSELRING	JR-3	2:05.77	1/27	20	3.77	23.77	
▶ Mile	1	Jordan HASAY	JR-3	4:37.29	1/27	20	3.14	23.14	
▶ Mile	2	Becca FRIDAY	JR-3	4:37.53	1/27	18	3.07	21.07	
▶ H60m	4	Brianne THEISEN	SR-4	8.38	1/27	14	1.94	15.94	
▶ 4x400	2	Okodogbe, Gardner, Roesler, Francis		3:37.67	1/27	18	3.93	21.93	
▶ DMR	1	Kesselring, Okodogbe, Friday, Hasay		10:56.31	1/27	20	5.80	25.80	
▶ HJ	2	Brianne THEISEN	SR-4	1.88m	6-2	1/27	18	3.68	21.68
▶ HJ	6	Chancey SUMMERS	FR-1	1.74m	5-8 1/2	1/27	10	1.00	11.00
▶ LJ	8	Brianne THEISEN	SR-4	5.99m	19-8	1/27	8	1.04	9.04
▶ PENT	1	Brianne THEISEN	SR-4	4,555	1/27	20	5.36	25.36	
<b>Team Total</b>								<b>306.52</b>	

**3**  **Arizona**  
Pacific-12 Conference **unch**  
**10**

Event	Rank	Athlete	Yr	Mark	Date	Pl. Pts.	Bonus	TOTAL	
▶ 60m	8	Tamara PRIDGETT	SO-2	7.55cA	7.51	1/14	8	0.77	8.77
▶ 400m	1	Shapri ROMERO	SO-2	54.77cA OT	54.56	2/4	20	2.26	22.26
▶ 400m	6	Echos BLEVINS	SR-4	55.18cA OT	54.97	2/4	10	1.56	11.56
▶ 400m	7	Shale' GARLAND	SO-2	55.23cA OT	55.02	2/4	9	1.48	10.48
▶ 3000	4	Elvin KIBET	SO-2	9:15.93	1/27	14	2.23	16.23	
▶ 3000	6	Jennifer BERGMAN	JR-3	9:23.19	1/27	10	1.62	11.62	
▶ H60m	5	Dahlys MARSHALL	SR-4	8.40cA	8.36	2/4	12	1.74	13.74
▶ 4x400	3	Romero, Garland, Coleman, Blevins		3:40.37cA OT	3:39.53	2/4	16	3.02	19.02
▶ HJ	1	Brigetta BARRETT	JR-3	1.97m	6-5 1/2	1/27	20	5.79	25.79
▶ HJ	7	Shakayla MCEADDY	FR-1	1.73m	5-8	1/27	9	0.84	9.84
▶ PV	8	Alexandra WEATHERLY	SO-2	3.95m	12-11 1/2	2/4	8	0.75	8.75
▶ SP	1	Julie LABONTE	JR-3	18.01m	59-1 1/4	1/27	20	5.14	25.14
▶ SP	3	Taylor FREEMAN	JR-3	15.94m	52-3/4	1/27	16	1.99	17.99
▶ SP	8	Omotayo TALABI	JR-3	14.97m	49-1 1/2	1/14	8	0.89	8.89
▶ PENT	4	Liana FUENTES	JR-3	3,777	1/27	14	1.46	15.46	
▶ PENT	6	Amber PASSALAUQUA	SO-2	3,682	1/27	10	1.11	11.11	
<b>Team Total</b>								<b>258.48</b>	



# 2012 Indoor Track & Field, Week #3

Only those regionally ranked in top eight are shown

## WOMEN - West

4

### Arizona State

Pacific-12 Conference

unch

21

Event	Rank	Athlete	Yr	Mark	Date	Pl. Pts.	Bonus	TOTAL
▶ 60m	8	Asia GOODEN	SO-2	7.55cA 7.51	2/4	8	0.77	8.77
▶ 200m	7	Kayla SANCHEZ	SR-4	24.27	1/27	9	1.00	10.00
▶ 800m	2	Shelby HOULIHAN	FR-1	2:07.58	1/27	18	2.65	20.65
▶ 4x400	1	Pinnick, Herring, Geren, Sanchez		3:37.65	1/27	20	3.93	23.93
▶ DMR	3	Houlihan, Sanchez, Paracholski, Bricks		11:18.45	1/27	16	3.67	19.67
▶ LJ	4	Christabel NETTEY	SO-2	6.08m 19-11½	2/4	14	1.60	15.60
▶ SP	4	Anna JELMINI	SO-2	15.70m 51-6¼	1/14	14	1.66	15.66
▶ SP	6	Alex HARTIG	FR-1	15.13m 49-7¾	1/14	10	1.06	11.06
▶ WT	5	Ashley LAMPLEY	JR-3	18.87m 61-11	1/14	12	1.10	13.10
▶ PENT	3	Keia PINNICK	SO-2	3,981	1/27	16	2.29	18.29
<b>Team Total</b>								<b>217.85</b>

5

### Washington

Pacific-12 Conference

unch

28

Event	Rank	Athlete	Yr	Mark	Date	Pl. Pts.	Bonus	TOTAL
▶ 400m	5	Jordan CARLSON	SR-4	55.15	2/4	12	1.61	13.61
▶ 800m	5	Justine JOHNSON	JR-3	2:10.10 OT	1/27	12	1.37	13.37
▶ Mile	6	Chelsea ORR	SO-2	4:45.31 OT	1/27	10	1.22	11.22
▶ 3000	1	Katie FLOOD	SO-2	8:55.31 OT	1/27	20	4.22	24.22
▶ 3000	7	Megan GOETHALS	SO-2	9:26.51 OT	1/27	9	1.42	10.42
▶ 4x400	6	Stueckle, Woodruff, Carlson, Fero		3:47.24 OT	1/27	10	1.28	11.28
▶ DMR	2	Babcock, Carlson, Mires, Johnson		11:18.34 OT	1/27	18	3.68	21.68
▶ PV	5	Logan MILLER	JR-3	4.01m 13-1¼	1/14	12	1.18	13.18
▶ WT	6	Elisa BRYANT	SR-4	18.82m 61-9	1/27	10	1.04	11.04
<b>Team Total</b>								<b>154.95</b>

6

### Southern California

Pacific-12 Conference

▲ 6

68

Event	Rank	Athlete	Yr	Mark	Date	Pl. Pts.	Bonus	TOTAL
▶ 60m	2	Jessica DAVIS	SO-2	7.40	2/3	18	2.33	20.33
▶ 60m	4	Loudia LAARMAN	SO-2	7.45c 6.93(55)	1/20	14	1.76	15.76
▶ 200m	3	Jessica DAVIS	SO-2	23.88	2/3	16	2.21	18.21
▶ 200m	6	Aareon PAYNE	SR-4	24.26	2/3	10	1.03	11.03
▶ H60m	2	Dalilah MUHAMMAD	SR-4	8.33	2/3	18	2.44	20.44
▶ H60m	5	Lauren BLACKBURN	SO-2	8.40c 7.83(55)	1/20	12	1.74	13.74
▶ LJ	2	Alitta BOYD	JR-3	6.33m 20-9¾	2/3	18	3.51	21.51
▶ TJ	4	Alitta BOYD	JR-3	12.42m 40-9	2/3	14	1.69	15.69
<b>Team Total</b>								<b>153.11</b>

7

### UCLA

Pacific-12 Conference

▲ 1

69

Event	Rank	Athlete	Yr	Mark	Date	Pl. Pts.	Bonus	TOTAL
▶ 60m	7	Kylie PRICE	FR-1	7.51	1/27	9	1.09	10.09
▶ 4x400	8	Hunter, Price, Pettway, Walker		3:49.17	2/4	6	0.88	6.88
▶ PV	3	Tori ANTHONY	SR-4	4.21m 13-9¾	2/4	16	2.76	18.76
▶ PV	4	Allison KORESSEL	SO-2	4.11m 13-5¾	1/27	14	1.90	15.90
▶ LJ	6	Kylie PRICE	FR-1	6.06m 19-10¾	2/4	10	1.45	11.45
▶ WT	1	Ida STORM	SO-2	20.30m 66-7¾	1/27	20	3.16	23.16
▶ PENT	7	Tatum SOUZA	SO-2	3,640	1/27	9	0.95	9.95
<b>Team Total</b>								<b>131.87</b>

8

### California

Pacific-12 Conference

▼ 2

70

Event	Rank	Athlete	Yr	Mark	Date	Pl. Pts.	Bonus	TOTAL
▶ 400m	4	Angelica WEAVER	JR-3	55.05 OT	1/27	14	1.78	15.78
▶ Mile	3	Sofia OBERG	SO-2	4:41.57 OT	1/27	16	2.06	18.06
▶ 5000	2	Elisa KARHU	FR-1	17:21.06 OT	1/27	18	3.94	21.94
▶ HJ	8	Kristin RIMBACH	SO-2	1.71m 5-7¼	1/27	8	0.52	8.52
▶ HJ	8	Gianna FERNANDEZ	JR-3	1.71m 5-7¼	1/27	8	0.52	8.52
▶ LJ	4	Malaina PAYTON	SO-2	6.08m 19-11½	1/20	14	1.60	15.60
▶ TJ	6	Aziza BAKER	SO-2	12.26m 40-2¾	1/20	10	1.06	11.06
<b>Team Total</b>								<b>128.47</b>



## 2012 Indoor Track &amp; Field, Week #3

Only those regionally ranked in top eight are shown

## WOMEN - West

9



## San Diego State

Mountain West Conference

▼ 2

50

Event	Rank	Athlete	Yr	Mark	Date	Pl. Pts.	Bonus	TOTAL	
▶ PV	8	Kelsy HINTZ	JR-3	3.95m	12-11½	2/4	8	0.75	8.75
▶ LJ	7	Shanieka THOMAS	SO-2	6.04m	19-9¾	1/21	9	1.30	10.30
▶ TJ	1	Shanieka THOMAS	SO-2	13.19m	43-3¾	1/21	20	5.06	25.06
▶ SP	2	Whitney ASHLEY	SR-4	16.63m	54-6¾	1/28	18	3.04	21.04
▶ WT	8	Whitney ASHLEY	SR-4	18.77m	61-7	1/21	8	0.98	8.98

Team Total 98.78

10



## UNLV

Mountain West Conference

▼ 1

103

Event	Rank	Athlete	Yr	Mark	Date	Pl. Pts.	Bonus	TOTAL	
▶ 800m	6	Kelsey WILLIAMSON	JR-3	2:10.46cA	2:11.19	2/3	10	1.23	11.23
▶ 5000	8	Lauren PETERSEN	JR-3	17:46.44cA	18:15.41	2/3	8	0.97	8.97
▶ DMR	7	Affeld, Zorich, Williamson, Bartosch		11:57.69cA	12:08.72	2/3	8	1.11	9.11
▶ HJ	5	Ashley HENRY	SO-2	1.75m	5-8¾	1/27	12	1.16	13.16
▶ WT	2	Amanda BINGSON	SR-4	20.28m	66-6¾	1/27	18	3.13	21.13

Team Total 95.62

11



## Idaho

Western Athletic Conference

▲ 7

128

Event	Rank	Athlete	Yr	Mark	Date	Pl. Pts.	Bonus	TOTAL	
▶ 800m	3	Liga VELVERE	JR-3	2:07.63 OT		2/3	16	2.62	18.62
▶ 800m	7	Hannah KISER	SO-2	2:10.65 OT		2/3	9	1.15	10.15
▶ 800m	8	Erica DIGBY	SR-4	2:11.22 OT		2/3	8	0.93	8.93
▶ Mile	4	Hannah KISER	SO-2	4:42.41cf	4:44.31	1/27	14	1.85	15.85
▶ 4x400	5	Hall, Jacka, Velvere, Schaffer		3:45.49 OT		2/3	12	1.65	13.65

Team Total 88.67

12

## Sacramento State

Big Sky Conference

▲ 2

93

Event	Rank	Athlete	Yr	Mark	Date	Pl. Pts.	Bonus	TOTAL	
▶ H60m	8	Sakya BOLTON	JR-3	8.53	1/21	8	0.84	8.84	
▶ TJ	2	Lauren MCGLORY	SO-2	12.50m	41-¾	2/3	18	2.04	20.04
▶ TJ	7	Natalia WRIGHT	SR-4	12.22m	40-1¼	2/3	9	0.94	9.94

Team Total 87.76

13



## UC Santa Barbara

Big West Conference

▼ 2

30

Event	Rank	Athlete	Yr	Mark	Date	Pl. Pts.	Bonus	TOTAL	
▶ HJ	3	Barbara NWABA	SR-4	1.84m	6-½	1/27	16	2.74	18.74
▶ WT	4	Irene KUJORE	JR-3	19.74m	64-9¾	1/27	14	2.18	16.18
▶ PENT	2	Barbara NWABA	SR-4	4,244		1/27	18	3.70	21.70
▶ PENT	5	Maureen AJOKU	SR-4	3,688		1/27	12	1.13	13.13

Team Total 81.07

14



## Cal State Northridge

Big West Conference

▼ 4

128

Event	Rank	Athlete	Yr	Mark	Date	Pl. Pts.	Bonus	TOTAL	
▶ 400m	2	Jackie HARRISON	SR-4	54.89	1/20	18	2.06	20.06	
▶ 400m	8	Precious WATKINS	SR-4	55.30	1/20	8	1.36	9.36	
▶ 4x400	7	Cox, Harrison, Watkins, Mullany-Banks		3:47.32	1/27	8	1.26	9.26	
▶ TJ	7	Ese NTEKUME	SR-4	12.22m	40-1¼	1/20	9	0.94	9.94
▶ PENT	8	Olympia JEWETT	SO-2	3,604		1/27	8	0.82	8.82

Team Total 72.62

15



## UC Riverside

Big West Conference

▼ 2

128

Event	Rank	Athlete	Yr	Mark	Date	Pl. Pts.	Bonus	TOTAL
▶ 5000	1	Jaasmin PINA	JR-3	17:19.81 OT	1/27	20	4.12	24.12
▶ 5000	3	Katy DALY	SO-2	17:23.46 OT	1/27	16	3.60	19.60
▶ 5000	6	Tanya VALENZUELA	SO-2	17:42.18 OT	1/27	10	1.36	11.36

Team Total 71.15

16



## Portland

West Coast Conference

▼ 1

128

Event	Rank	Athlete	Yr	Mark	Date	Pl. Pts.	Bonus	TOTAL
▶ 5000	4	Ruth CROFT	JR-3	17:32.23 OT	1/27	14	2.37	16.37
▶ 5000	5	Rosalind SMITH	SO-2	17:33.39 OT	1/27	12	2.20	14.20
▶ 5000	7	Sarah AUER	SR-4	17:43.77 OT	1/27	9	1.22	10.22
▶ DMR	6	van Steenberg, Williams, Fonk, Hottenrott-Frei		11:52.90 OT	1/27	10	1.39	11.39

Team Total 63.36



# 2012 Indoor Track & Field, Week #3

Only those regionally ranked in top eight are shown

## WOMEN - West

17

### Hawai'i

Western Athletic Conference

▼ **1**  
128

Event	Rank	Athlete	Yr	Mark	Date	Pl. Pts.	Bonus	TOTAL	
▶ DMR	8	Murphy, Papalii, Mulvey, Aitken		12:10.47 OT	1/27	6	0.40	<b>6.40</b>	
▶ HJ	8	Samantha BALENTINE	JR-3	1.71m	5-7½	1/27	8	0.52	<b>8.52</b>
▶ TJ	3	Madara APINE	SR-4	12.43m	40-9½	1/27	16	1.73	<b>17.73</b>
▶ SP	8	TeRina KEENAN	SR-4	14.97m	49-1½	1/27	8	0.89	<b>8.89</b>
<b>Team Total</b>								<b>50.26</b>	

18

### Long Beach State

Big West Conference

▼ **1**  
128

Event	Rank	Athlete	Yr	Mark	Date	Pl. Pts.	Bonus	TOTAL	
▶ H60m	7	Phylicia JOHNSON	SR-4	8.48c	7.91(55)	1/20	9	1.16	<b>10.16</b>
▶ DMR	5	Del Toro, Hairanian, Martinez, Barnard		11:48.81 OT	1/27	12	1.62	<b>13.62</b>	
▶ HJ	4	Katrina GRAVES-JOHNSON	SR-4	1.76m	5-9½	1/28	14	1.32	<b>15.32</b>
<b>Team Total</b>								<b>49.12</b>	

19

### Boise State

Mountain West Conference

▲ **1**  
118

Event	Rank	Athlete	Yr	Mark	Date	Pl. Pts.	Bonus	TOTAL	
▶ WT	3	Mele VAISIMA	SR-4	19.90m	65-3½	2/4	16	2.46	<b>18.46</b>
<b>Team Total</b>								<b>43.16</b>	

20

### Fresno State

Western Athletic Conference

▼ **1**  
128

Event	Rank	Athlete	Yr	Mark	Date	Pl. Pts.	Bonus	TOTAL	
▶ SP	5	Meagan MCKEE	SO-2	15.55m	51-¾	1/20	12	1.50	<b>13.50</b>
▶ WT	7	Caitlin BYRD	SO-2	18.81m	61-8½	1/20	9	1.03	<b>10.03</b>
<b>Team Total</b>								<b>34.40</b>	

21

### Eastern Washington

Big Sky Conference

▲ **1**  
55

Event	Rank	Athlete	Yr	Mark	Date	Pl. Pts.	Bonus	TOTAL	
▶ PV	1	Keisa MONTEROLA	JR-3	4.37m	14-4	1/27	20	4.44	<b>24.44</b>
<b>Team Total</b>								<b>30.61</b>	

22

### Washington State

Pacific-12 Conference

▲ **2**  
128

Event	Rank	Athlete	Yr	Mark	Date	Pl. Pts.	Bonus	TOTAL	
▶ PV	1	Keisa MONTEROLA	JR-3	4.37m	14-4	1/27	20	4.44	<b>24.44</b>
<b>Team Total</b>								<b>27.90</b>	

23

### UC Davis

Big West Conference

▼ **unch**  
128

Event	Rank	Athlete	Yr	Mark	Date	Pl. Pts.	Bonus	TOTAL
▶ 800m	4	Lauren WALLACE	SO-2	2:08.58 OT	1/27	14	2.04	<b>16.04</b>
<b>Team Total</b>								<b>26.55</b>

24

### San Francisco

West Coast Conference

▲ **1**  
115

Event	Rank	Athlete	Yr	Mark	Date	Pl. Pts.	Bonus	TOTAL
▶ Mile	5	Nicole BOWLER	SR-4	4:43.37 OT	1/27	12	1.62	<b>13.62</b>
▶ Mile	7	Sophie CURL	SO-2	4:46.69 OT	1/27	9	1.00	<b>10.00</b>
<b>Team Total</b>								<b>23.62</b>

25

### Cal Poly

Big West Conference

▼ **4**  
128

Event	Rank	Athlete	Yr	Mark	Date	Pl. Pts.	Bonus	TOTAL	
▶ PV	7	Siera HEARNE	SO-2	3.97m	13-¾	1/20	9	0.90	<b>9.90</b>
<b>Team Total</b>								<b>22.78</b>	



# 2012 Indoor Track & Field, Week #3

Only those regionally ranked in top eight are shown

## WOMEN - West


**26**  **Oregon State** **unch**  
Pacific-12 Conference 128

Event	Rank	Athlete	Yr	Mark	Date	Pl. Pts.	Bonus	TOTAL
▶ Mile	8	Laura CARLYLE	SR-4	4:46.92 OT	1/27	8	0.96	8.96


**Team Total** 9.38

**27**  **Gonzaga** **unch**  
West Coast Conference

**Team Total** 7.54

**28**  **Cal State Fullerton**  
Big West Conference

**Team Total** 3.58

**29**  **UC Irvine** ▼ **1**  
Big West Conference

**Team Total** 0.44

**30**  **CSU Bakersfield** ▼ **1**  
Independent (DI)

**Team Total** 0.10



USTFCCA NCAA Division I Regional Team Index

as of 2/6/2012 8:16:49 PM

# 2012 Indoor Track & Field, Week #3

Only those regionally ranked in top eight are shown

WOMEN - West

USTFCCA Non-Member

Those schools marked in RED will NOT be ranked, beginning Week 2