





2012 Indoor Track & Field, Week #7


Only those who score >0.01 pts are shown
D denotes multiple-event rule in affect

MEN

1				Florida		unch	
				Southeastern Conference			
Event	Scrd As	Athlete	Yr	Scored Mark	Date	Pl. Pts.	Bonus TOTAL
Scored bests come from CURRENT season							
▶ 60m	1	Jeff DEMPS	JR	6.54	A 2/24/12	20	3.02 23.02
▶ 400m	3	Tony MCQUAY	JR	46.11 OT	2/24/12	16	1.64 17.64
▶ 400m	8	Hugh GRAHAM, JR.	FR	46.18 OT	2/24/12	8	1.41 9.41
▶ 800m	4	Sean OBINWA	SO	1:47.22	A 1/27/12	14	2.24 16.24
▶ H60m	7	Eddie LOVETT	SO	7.72	2/3/12	9	0.90 9.90
▶ HJ	7	Dwight BARBIASZ	SR	2.23m 7-3¼	2/3/12	9	0.68 9.68
▶ HJ	12	Frankie HAMMOND	SR	2.22m 7-3¼	2/24/12	4	0.38 4.38
▶ LJ	3	Marquis DENDY	FR	8.06m 26-5½	A 2/24/12	16	3.66 19.66
▶ TJ	2	Omar CRADDOCK	JR	16.44m 53-11¼	A 2/24/12	18	3.45 21.45
▶ SP	2	Kemal MESIC	SR	20.31m 66-7¾	A 1/27/12	18	3.78 21.78
▶ WT	8	Jeremy POSTIN	JR	21.60m 70-10¾	A 3/3/12	8	0.49 8.49
▶ HEPT	2	Gray HORN	SR	5,971	A 1/27/12	18	3.86 21.86
Team Total						183.52	

2				Arkansas		unch	
				Southeastern Conference			
Event	Scrd As	Athlete	Yr	Scored Mark	Date	Pl. Pts.	Bonus TOTAL
Scored bests come from CURRENT season							
▶ 200m	4	Akheem GAUNTLETT	JR	20.75	3/2/12	14	2.28 16.28
▶ 400m	11	Marek NIIT	JR	46.28	2/10/12	5	1.08 6.08
▶ 400m	11	Neil BRADDY	SO	46.28	2/10/12	5	1.08 6.08
▶ H60m	6	Caleb CROSS	JR	7.71	3/2/12	10	1.07 11.07
▶ 4x400	1	Niit, Gauntlett, Skidmore, Braddy		3:03.76	2/10/12	20	3.27 23.27
▶ DMR	8	Lieghio, Southard, Momoh, Rono		9:31.48 OT	3/2/12	6	1.54 7.54
▶ HJ	12	Noah KITTELSON	FR	2.22m 7-3¼	3/2/12	4	0.38 4.38
▶ PV	1	Andrew IRWIN	FR	5.53m 18-1¼	A 2/24/12	20	3.25 23.25
▶ HEPT	1	Gunnar NIXON	FR	6,022	A 1/27/12	20	5.06 25.06
▶ HEPT	4	Kevin LAZAS	SO	5,920	A 1/27/12	14	2.67 16.67
Team Total						139.68	

3				Texas A&M		unch	
				Big 12 Conference			
Event	Scrd As	Athlete	Yr	Scored Mark	Date	Pl. Pts.	Bonus TOTAL
Scored bests come from CURRENT season							
▶ 60m	16	Ameer WEBB	JR	6.66	1/21/12	1.25	0.22 1.47
▶ 60m	16	Prezel HARDY, JR.	SO	6.66	2/24/12	1.25	0.22 1.47
▶ 200m	1	Ameer WEBB	JR	20.62	A 2/24/12	20	3.38 23.38
▶ 200m	12	Prezel HARDY, JR.	SO	20.99	1/27/12	4	0.62 4.62
▶ 400m	14	Deon LENDORE	FR	46.33	2/24/12	2	0.92 2.92
▶ 800m	3	Joey ROBERTS	SR	1:47.14	A 1/27/12	16	2.37 18.37
▶ 800m	5	Michael PREBLE	SR	1:47.52	2/11/12	12	1.74 13.74
▶ H60m	9	Wayne DAVIS II	JR	7.74	2/3/12	7	0.58 7.58
▶ 4x400	6	Babineaux, Roberts, Lendore, Preble		3:05.87	2/24/12	10	1.81 11.81
▶ DMR	3	Bonn, Preble, Roberts, Lelei		9:29.71	2/3/12	16	2.07 18.07
Team Total						103.43	

4				LSU		unch	
				Southeastern Conference			
Event	Scrd As	Athlete	Yr	Scored Mark	Date	Pl. Pts.	Bonus TOTAL
Scored bests come from CURRENT season							
▶ 400m	13	Caleb WILLIAMS	JR	46.31	2/10/12	3	0.98 3.98
▶ H60m	5	Barrett NUGENT	SR	7.70	A 2/10/12	12	1.24 13.24
▶ 4x400	5	Simmons, Hylton, Alleyne-Forte, Williams		3:05.41	2/10/12	12	2.12 14.12
▶ LJ	1	Damar FORBES	JR	8.12m 26-7¾	A 2/10/12	20	4.57 24.57
▶ LJ	9	Kyron BLAISE	SR	7.73m 25-4¼	2/3/12	7	0.52 7.52
▶ TJ	5	Kyron BLAISE	SR	16.15m 53-0	2/24/12	12	1.36 13.36
▶ TJ	7	Damar FORBES	JR	16.11m 52-10¾	2/24/12	9	1.18 10.18
▶ WT	4	Michael LAURO	SR	22.10m 72-6¼	A 3/2/12	14	1.64 15.64
Team Total						102.62	

"Scrd As", short for "Scored As", Standing used for place points portion of performance's score combining preseason data (when applied) to current season data

Numbers in BLACK are both the performance's actual NCAA rank AND "scored as" rank Numbers in RED indicate actual NCAA rank does not exist or is worse than "scored as" rank Numbers in BLUE indicate actual NCAA rank is better than "scored as" rank

USTFCCCA Non-Member

Non-Member Schools Will NOT be ranked, beginning Week 2



2012 Indoor Track & Field, Week #7

Only those who score >0.01 pts are shown
D denotes multiple-event rule in affect

MEN

5



Arizona

Pacific-12 Conference

unch

Event	Scrd As	Athlete	Yr	Scored Mark	Date	Pl. Pts.	Bonus	TOTAL
Scored bests come from CURRENT season								
3000m	2	Lawi LALANG	SO	7:44.48 OT	A 2/24/12	18	2.88	20.88
3000m	12	Stephen SAMBU	JR	7:51.59	A 1/27/12	4	0.61	4.61
5000m	1	Lawi LALANG	SO	13:08.28	A 2/10/12	20	5.18	25.18
5000m	2	Stephen SAMBU	JR	13:13.74	A 2/10/12	18	4.19	22.19
HJ	5	Nick ROSS	JR	2.24m 7-4¼	A 1/27/12	12	1.07	13.07
HJ	5	Edgar RIVERA-MORALES	JR	2.24m 7-4¼	A 2/10/12	12	1.07	13.07
Team Total								99.00

6



Mississippi State

Southeastern Conference

▲ 6

Event	Scrd As	Athlete	Yr	Scored Mark	Date	Pl. Pts.	Bonus	TOTAL
Scored bests come from CURRENT season								
60m	4	D'Angelo CHERRY	SR	6.60cA 6.58	A 2/25/12	14	1.38	15.38
200m	8	Tavaris TATE	JR	20.93	2/3/12	8	0.87	8.87
400m	2	Tavaris TATE	JR	46.10 OT	3/2/12	18	1.68	19.68
4x400	2	Harris, Barnaby, Mayers, Tate		3:05.07 OT	3/2/12	18	2.36	20.36
HJ	2	James HARRIS	SO	2.27m 7-5¼	A 2/3/12	18	2.89	20.89
HJ	7	Marcus JACKSON	SO	2.23m 7-3¼	1/14/12	9	0.68	9.68
Team Total								94.86

7



Texas

Big 12 Conference

▼ 1

Event	Scrd As	Athlete	Yr	Scored Mark	Date	Pl. Pts.	Bonus	TOTAL
Scored bests come from CURRENT season								
800m	14	Kyle THOMPSON	FR	1:48.53	2/24/12	2	0.34	2.34
PV	11	Maston WALLACE	SR	5.40m 17-8½	2/24/12	5	0.07	5.07
LJ	2	Marquise GOODWIN	JR	8.10m 26-7	A 1/27/12	18	4.27	22.27
SP	3	Ryan CROUSER	FR	20.29m 66-7	A 1/27/12	16	3.67	19.67
SP	4	Jacob THORMAEHLEN	SR	20.25m 66-5½	A 2/10/12	14	3.44	17.44
SP	5	Hayden BAILLIO	JR	19.67m 64-6½	A 2/24/12	12	1.26	13.26
HEPT	11	Isaac MURPHY	JR	5,748	1/27/12	5	0.16	5.16
HEPT	12	Petter OLSON	FR	5,745	2/24/12	4	0.13	4.13
Team Total								89.34

8



Minnesota

Big Ten Conference

▲ 1

Event	Scrd As	Athlete	Yr	Scored Mark	Date	Pl. Pts.	Bonus	TOTAL
Scored bests come from CURRENT season								
800m	1	Harun ABDA	SO	1:46.97 OT	A 1/28/12	20	2.65	22.65
800m	2	David PACHUTA	JR	1:46.98 OT	A 1/28/12	18	2.64	20.64
800m	11	Travis BURKSTRAND	JR	1:48.16 OT	3/2/12	5	0.69	5.69
5000m	5	Hassan MEAD	SR	13:33.42 OT	A 2/10/12	12	1.23	13.23
4x400	8	Bradley, Abda, Pachuta, Holton		3:06.87 OT	3/2/12	6	1.12	7.12
WT	5	Micah HEGERLE	JR	21.95m 72-¼	A 2/17/12	12	1.29	13.29
Team Total								82.62

9



BYU

West Coast Conference

▼ 1

Event	Scrd As	Athlete	Yr	Scored Mark	Date	Pl. Pts.	Bonus	TOTAL
Scored bests come from CURRENT season								
400m	9	Cade LINDAHL	JR	46.25 OT	2/24/12	7	1.18	8.18
800m	15	Ryan WAITE	JR	1:48.56 OT	1/27/12	1.5	0.31	1.81
Mile	1	Miles BATTY	SR	3:54.54	A 2/10/12	20	3.52	23.52
3000m	6	Miles BATTY	SR	7:49.58 OT	A 1/27/12	10	0.99	10.99
DMR	1	Shields, Walker, Waite, Batty		9:29.00 OT	2/24/12	20	2.29	22.29
PV	5	Victor WEIRICH	SO	5.50m 18-½	A 1/14/12	12	2.32	14.32
Team Total								81.11

10



Arizona State

Pacific-12 Conference

▼ 3

Event	Scrd As	Athlete	Yr	Scored Mark	Date	Pl. Pts.	Bonus	TOTAL
Scored bests come from CURRENT season								
60m	4	Ryan MILUS	SO	6.60cA 6.58	A 2/10/12	14	1.38	15.38
800m	8	Mason MCHENRY	SR	1:47.86	1/27/12	8	1.18	9.18
Mile	9	Nick HAPPE	SO	3:58.73 OT	3/3/12	7	0.65	7.65
HJ	3	Bryan MCBRIDE	SO	2.26m 7-5	A 2/10/12	16	2.29	18.29
TJ	3	Chris BENARD	SR	16.43m 53-11	A 2/24/12	16	3.36	19.36
SP	8	Jordan CLARKE	JR	19.44m 63-9½	A 2/16/12	8	0.58	8.58
Team Total								78.43

"Scrd As", short for "Scored As", Standing used for place points portion of performance's score combining preseason data (when applied) to current season data

Numbers in BLACK are both the performance's actual NCAA rank AND "scored as" rank Numbers in RED indicate actual NCAA rank does not exist or is worse than "scored as" rank Numbers in BLUE indicate actual NCAA rank is better than "scored as" rank

USTFCCCA Non-Member

Non-Member Schools Will NOT be ranked, beginning Week 2



2012 Indoor Track & Field, Week #7

Only those who score >0.01 pts are shown
D denotes multiple-event rule in affect

MEN

11 Virginia Tech

Atlantic Coast Conference

unch

Event	Scrd As	Athlete	Yr	Scored Mark	Date	Pl. Pts.	Bonus	TOTAL
Scored bests come from CURRENT season								
▶ 60m	7	Keith RICKS	SR	6.61	2/3/12	9	1.11	10.11
▶ HJ	12	Ronnie BLACK	JR	2.22m 7-3¼	1/13/12	4	0.38	4.38
▶ TJ	6	Hasheem HALIM	SR	16.12m 52-10½	2/23/12	10	1.22	11.22
▶ WT	1	Marcel LOMNICKY	SR	23.05m 75-7½	A 2/3/12	20	5.15	25.15
▶ WT	2	Alexander ZIEGLER	JR	23.04m 75-7½	A 2/3/12	18	5.11	23.11
Team Total								73.98

12 Florida State

Atlantic Coast Conference

▲ 4

Event	Scrd As	Athlete	Yr	Scored Mark	Date	Pl. Pts.	Bonus	TOTAL
Scored bests come from CURRENT season								
▶ 60m	3	Kemar HYMAN	SR	6.56	A 1/21/12	16	2.47	18.47
▶ 60m	7	Maurice MITCHELL	SR	6.61	3/2/12	9	1.11	10.11
▶ 60m	16	Horatio WILLIAMS	SR	6.66	3/2/12	1.25	0.22	1.47
▶ 200m	3	Maurice MITCHELL	SR	20.70	A 3/2/12	16	2.70	18.70
▶ 200m	5	Horatio WILLIAMS	SR	20.83	3/2/12	12	1.61	13.61
▶ TJ	12	Phillip YOUNG	SO	15.87m 52-1	1/27/12	4	0.09	4.09
▶ SP	11	Michael PUTMAN	SR	19.20m 63-0	2/23/12	5	0.00	5.00
Team Total								71.46

13 Stanford

Pacific-12 Conference

▼ 3

Event	Scrd As	Athlete	Yr	Scored Mark	Date	Pl. Pts.	Bonus	TOTAL
Scored bests come from CURRENT season								
▶ 400m	5	Amaechi MORTON	SR	46.16 OT	2/24/12	12	1.48	13.48
▶ 3000m	8	Elliott HEATH	SR	7:50.14	A 1/27/12	8	0.89	8.89
▶ 3000m	9	Chris DERRICK	JR	7:50.18	A 1/27/12	7	0.88	7.88
▶ 5000m	4	Chris DERRICK	JR	13:19.58	A 2/10/12	14	3.15	17.15
▶ 5000m	8	Jake RILEY	SR	13:39.58 OT	A 2/10/12	8	0.70	8.70
▶ 5000m	14	Brendan GREGG	SR	13:48.64 OT	2/10/12	2	0.00	2.00
▶ DMR	7	Atchoo, Chase, Lefebure, Derrick		9:31.24 OT	2/24/12	8	1.61	9.61
Team Total								67.71

14 Indiana

Big Ten Conference

▼ 1

Event	Scrd As	Athlete	Yr	Scored Mark	Date	Pl. Pts.	Bonus	TOTAL
Scored bests come from CURRENT season								
▶ 60m	20	Kind BUTLER	SR	6.67	2/24/12	0.7	0.09	0.79
▶ 200m	6	Kind BUTLER	SR	20.85 OT	2/10/12	10	1.45	11.45
▶ Mile	8	Andrew BAYER	JR	3:58.23	1/27/12	8	0.98	8.98
▶ 3000m	10	Andrew BAYER	JR	7:50.23 OT	A 2/3/12	6	0.87	6.87
▶ 3000m	15	Ben HUBERS	SR	7:52.02	A 2/10/12	1.5	0.53	2.03
▶ 5000m	13	Andrew POORE	SR	13:47.05	12/9/11	3	0.07	3.07
▶ 4x400	12	Vaughn, Hinds, Stoner, Butler		3:07.84 OT	3/2/12	1	0.63	1.63
▶ DMR	2	Turner, Vaughn, Stockberger, Bayer		9:29.12	2/10/12	18	2.25	20.25
▶ HJ	12	Darius KING	SO	2.22m 7-3¼	2/24/12	4	0.38	4.38
▶ TJ	15	Olumide OLAMIGOKE	SR	15.82m 51-11	2/24/12	1.5	0.00	1.50
Team Total								60.95

15 Ohio State

Big Ten Conference

▲ 2

Event	Scrd As	Athlete	Yr	Scored Mark	Date	Pl. Pts.	Bonus	TOTAL
Scored bests come from CURRENT season								
▶ 400m	7	Thomas MURDAUGH	JR	46.17 OT	3/2/12	9	1.45	10.45
▶ Mile	5	Cory LESLIE	JR	3:56.85	A 1/27/12	12	1.92	13.92
▶ H60m	14	Demoye BOGLE	SO	7.76cA 7.74	2/10/12	2	0.41	2.41
▶ 4x400	7	Blanks, Smith, Brooks, Murdaugh		3:06.15 OT	3/2/12	8	1.61	9.61
▶ DMR	11	Fallon, Smith, White, Leslie		9:31.71 OT	3/2/12	2	1.47	3.47
▶ SP	13	Matt DECHANT	SR	18.99m 62-3¾	2/17/12	3	0.00	3.00
▶ WT	9	Matt DECHANT	SR	21.57m 70-9¼	A 2/17/12	7	0.43	7.43
▶ WT	11	Max MAYS	SR	21.51m 70-7	A 2/17/12	5	0.29	5.29
Team Total								55.57

"Scrd As", short for "Scored As", Standing used for place points portion of performance's score combining preseason data (when applied) to current season data

Numbers in BLACK are both the performance's actual NCAA rank AND "scored as" rank Numbers in RED indicate actual NCAA rank does not exist or is worse than "scored as" rank Numbers in BLUE indicate actual NCAA rank is better than "scored as" rank

USTFCCCA Non-Member

Non-Member Schools Will NOT be ranked, beginning Week 2



2012 Indoor Track & Field, Week #7

Only those who score >0.01 pts are shown
D denotes multiple-event rule in affect

MEN

16



Kansas State

Big 12 Conference

▼ 1

Event	Scrd As	Athlete	Yr	Scored Mark	Date	Pl. Pts.	Bonus	TOTAL
Scored bests come from CURRENT season								
H60m	4	Mantas SILKAUSKAS	SR	7.69	A 1/21/12	14	1.41	15.41
H60m	12	Jeffrey JULMIS	SR	7.75	2/24/12	4	0.49	4.49
HJ	1	Erik KYNARD	JR	2.31m 7-7	A 12/10/11	20	5.33	25.33
HEPT	9	Mantas SILKAUSKAS	SR	5,780	A 1/26/12	7	0.54	7.54
Team Total								52.78

17



Georgia

Southeastern Conference

▼ 3

Event	Scrd As	Athlete	Yr	Scored Mark	Date	Pl. Pts.	Bonus	TOTAL
Scored bests come from CURRENT season								
400m	1	Torrin LAWRENCE	SR	46.01 OT	2/24/12	20	1.98	21.98
800m	9	Aaron EVANS	SR	1:47.88 OT	2/10/12	7	1.15	8.15
4x400	9	Adams, Foster, Storey, Lawrence		3:06.97 OT	2/24/12	5	1.05	6.05
HEPT	6	Cory HOLMAN	SR	5,825	A 2/24/12	10	1.08	11.08
Team Total								47.25

18



Auburn

Southeastern Conference

▲ 1

Event	Scrd As	Athlete	Yr	Scored Mark	Date	Pl. Pts.	Bonus	TOTAL
Scored bests come from CURRENT season								
60m	2	Harry ADAMS	SO	6.55	A 1/21/12	18	2.75	20.75
60m	11	Keenan BROCK	SO	6.63	2/3/12	5	0.62	5.62
60m	11	Marcus ROWLAND	JR	6.63	3/3/12	5	0.62	5.62
SP	6	Stephen SAENZ	SO	19.63m 64-5	A 2/3/12	10	1.14	11.14
Team Total								43.13

19



Nebraska

Big Ten Conference

▼ 1

Event	Scrd As	Athlete	Yr	Scored Mark	Date	Pl. Pts.	Bonus	TOTAL
Scored bests come from CURRENT season								
PV	9	Nate POLACEK	SR	5.44m 17-10½	2/17/12	7	0.69	7.69
LJ	9	Chris PHIPPS	SR	7.73m 25-4½	2/24/12	7	0.52	7.52
TJ	17	Chris PHIPPS	SR	15.78m 51-9½	2/10/12	1	0.00	1.00
SP	7	Luke PINKELMAN	SR	19.52m 64-½	A 2/10/12	9	0.81	9.81
HEPT	8	Bjorn BARREFORS	SR	5,792	A 2/24/12	8	0.69	8.69
Team Total								34.71

20



Mississippi

Southeastern Conference

▲ 1

Event	Scrd As	Athlete	Yr	Scored Mark	Date	Pl. Pts.	Bonus	TOTAL
Scored bests come from CURRENT season								
60m	9	Isiah YOUNG	SR	6.62	2/10/12	7	0.84	7.84
60m	11	Michael GRANGER	JR	6.63	2/24/12	5	0.62	5.62
HJ	4	Ricky ROBERTSON	JR	2.25m 7-4½	A 2/24/12	14	1.68	15.68
LJ	13	Caleb LEE	SR	7.70m 25-3¾	2/10/12	3	0.29	3.29
TJ	15	Ricky ROBERTSON	JR	15.82m 51-11	2/10/12	1.5	0.00	1.50
Team Total								33.93

21



NC State

Atlantic Coast Conference

▲ 1

Event	Scrd As	Athlete	Yr	Scored Mark	Date	Pl. Pts.	Bonus	TOTAL
Scored bests come from CURRENT season								
3000m	1	Ryan HILL	JR	7:43.08 OT	A 2/10/12	20	3.42	23.42
HJ	7	Kris KORNEGAY-GOBER	JR	2.23m 7-3¾	2/23/12	9	0.68	9.68
Team Total								33.10

"Scrd As", short for "Scored As", Standing used for place points portion of performance's score combining preseason data (when applied) to current season data

Numbers in BLACK are both the performance's actual NCAA rank AND "scored as" rank Numbers in RED indicate actual NCAA rank does not exist or is worse than "scored as" rank Numbers in BLUE indicate actual NCAA rank is better than "scored as" rank

USTFCCCA Non-Member

Non-Member Schools Will NOT be ranked, beginning Week 2



2012 Indoor Track & Field, Week #7

Only those who score >0.01 pts are shown
D denotes multiple-event rule in affect

MEN

22



Wisconsin

Big Ten Conference

▲ 9

Event	Scrd As	Athlete	Yr	Scored Mark	Date	Pl. Pts.	Bonus	TOTAL
Scored bests come from CURRENT season								
DMR	6	Mudd, Thompson, Mellon, Hatz		9:30.86 OT	3/2/12	10	1.73	11.73
HEPT	3	Japheth CATO	SO	5,939	A 2/3/12	16	3.12	19.12
HEPT	16	Dave GRZESIAK	SR	5,677	2/3/12	1.25	0.00	1.25
Team Total								32.09

23



Illinois

Big Ten Conference

▲ 4

Event	Scrd As	Athlete	Yr	Scored Mark	Date	Pl. Pts.	Bonus	TOTAL
Scored bests come from CURRENT season								
60m	9	Andrew RILEY	SR	6.62	2/24/12	7	0.84	7.84
H60m	2	Andrew RILEY	SR	7.53	A 2/10/12	18	4.23	22.23
Team Total								30.08

24



Penn State

Big Ten Conference

▲ 8

Event	Scrd As	Athlete	Yr	Scored Mark	Date	Pl. Pts.	Bonus	TOTAL
Scored bests come from CURRENT season								
800m	10	Casimir LOXSOM	JR	1:47.93	2/24/12	6	1.07	7.07
Mile	12	Robby CREESE	FR	3:58.94 OT	3/2/12	4	0.57	4.57
4x400	3	Nadolsky, Bennett-Green, Loxsom, Gehret		3:05.22 OT	3/2/12	16	2.25	18.25
Team Total								29.89

25



Oregon

Pacific-12 Conference

▼ 5

Event	Scrd As	Athlete	Yr	Scored Mark	Date	Pl. Pts.	Bonus	TOTAL
Scored bests come from CURRENT season								
400m	5	Mike BERRY	SO	46.16 OT	3/2/12	12	1.48	13.48
3000m	11	Trevor DUNBAR	SO	7:51.55 OT	A 2/24/12	5	0.62	5.62
5000m	6	Parker STINSON	SO	13:39.22 OT	A 2/10/12	10	0.73	10.73
Team Total								29.83

26



New Mexico

Mountain West Conference

▲ 4

Event	Scrd As	Athlete	Yr	Scored Mark	Date	Pl. Pts.	Bonus	TOTAL
Scored bests come from CURRENT season								
3000m	5	Ross MILLINGTON	JR	7:49.11 OT	A 2/10/12	12	1.12	13.12
LJ	5	Kendall SPENCER	SO	7.81m 25-7½	2/23/12	12	1.14	13.14
TJ	13	Floyd ROSS	JR	15.84m 51-11½	3/2/12	3	0.00	3.00
Team Total								29.26

27



Northern Arizona

Big Sky Conference

▼ 2

Event	Scrd As	Athlete	Yr	Scored Mark	Date	Pl. Pts.	Bonus	TOTAL
Scored bests come from CURRENT season								
3000m	3	Diego ESTRADA		7:44.63 OT	A 2/10/12	16	2.82	18.82
5000m	7	Diego ESTRADA		13:39.54	A 12/9/11	9	0.70	9.70
Team Total								28.53

28



Oral Roberts

The Summit League

▲ 1

Event	Scrd As	Athlete	Yr	Scored Mark	Date	Pl. Pts.	Bonus	TOTAL
Scored bests come from CURRENT season								
PV	3	Jack WHITT	JR	5.51m 18-1	A 1/11/12	16	2.63	18.63
LJ	7	Clive CHAFAUSIPO	SR	7.74m 25-4¾	1/27/12	9	0.60	9.60
Team Total								28.23

29



Iowa

Big Ten Conference

▼ 3

Event	Scrd As	Athlete	Yr	Scored Mark	Date	Pl. Pts.	Bonus	TOTAL
Scored bests come from CURRENT season								
800m	6	Erik SOWINSKI	SR	1:47.62	2/24/12	10	1.58	11.58
TJ	4	Troy DORIS	SR	16.28m 53-5	1/27/12	14	2.01	16.01
Team Total								27.59

"Scrd As", short for "Scored As", Standing used for place points portion of performance's score combining preseason data (when applied) to current season data

Numbers in BLACK are both the performance's actual NCAA rank AND "scored as" rank Numbers in RED indicate actual NCAA rank does not exist or is worse than "scored as" rank Numbers in BLUE indicate actual NCAA rank is better than "scored as" rank

USTFCCCA Non-Member

Non-Member Schools Will NOT be ranked, beginning Week 2



2012 Indoor Track & Field, Week #7

Only those who score >0.01 pts are shown
D denotes multiple-event rule in affect

MEN

30



UCLA

Pacific-12 Conference

▲ 3

Event	Scrd As	Athlete	Yr	Scored Mark	Date	Pl. Pts.	Bonus	TOTAL
Scored bests come from CURRENT season								
5000m	15	Dustin FAY	SO	13:49.96 OT	2/10/12	1.5	0.00	1.50
PV	5	Michael WOEPSE	FR	5.50m 18-½	A 2/10/12	12	2.32	14.32
WT	7	Alec FALDERMEYER	SO	21.62m 70-11½	A 2/10/12	9	0.54	9.54
HEPT	14	Marcus NILSSON	SO	5,700	2/24/12	2	0.00	2.00
Team Total								27.36

31



Virginia

Atlantic Coast Conference

▲ 3

Event	Scrd As	Athlete	Yr	Scored Mark	Date	Pl. Pts.	Bonus	TOTAL
Scored bests come from CURRENT season								
TJ	1	Marcus ROBINSON	SR	16.63m 54-6¾	A 2/10/12	20	5.15	25.15
SP	16	Nick VENA	FR	18.92m 62-1	3/3/12	1.25	0.00	1.25
Team Total								26.40

32



Oklahoma

Big 12 Conference

▼ 8

Event	Scrd As	Athlete	Yr	Scored Mark	Date	Pl. Pts.	Bonus	TOTAL
Scored bests come from CURRENT season								
Mile	14	Eric HARASYN	SR	3:58.99	2/10/12	2	0.55	2.55
3000m	17	George ALEX	SR	7:52.92	1/27/12	1	0.37	1.37
H60m	9	Malcolm ANDERSON	SR	7.74	2/10/12	7	0.58	7.58
DMR	5	Harasyn, Baker, Legesse, Masters		9:30.13	2/3/12	12	1.95	13.95
Team Total								25.44

33



Iona

Metro Atlantic Athletic Conference

▲ 3

Event	Scrd As	Athlete	Yr	Scored Mark	Date	Pl. Pts.	Bonus	TOTAL
Scored bests come from CURRENT season								
3000m	13	Mitch GOOSE	SR	7:51.75 OT	A 2/10/12	3	0.58	3.58
3000m	14	Leonard KORIR	SR	7:51.83	A 2/17/12	2	0.57	2.57
5000m	3	Leonard KORIR	SR	13:19.54	A 2/10/12	16	3.16	19.16
Team Total								25.31

34



Syracuse

BIG EAST Conference

▲ 6

Event	Scrd As	Athlete	Yr	Scored Mark	Date	Pl. Pts.	Bonus	TOTAL
Scored bests come from CURRENT season								
H60m	1	Jarret EATON	SR	7.49	A 1/27/12	20	4.96	24.96
Team Total								24.96

35



DePaul

BIG EAST Conference

▲ 6

Event	Scrd As	Athlete	Yr	Scored Mark	Date	Pl. Pts.	Bonus	TOTAL
Scored bests come from CURRENT season								
SP	1	Tim NEDOW	SR	20.51m 67-3¾	A 2/18/12	20	4.94	24.94
Team Total								24.94

36



Pittsburgh

BIG EAST Conference

▲ 6

Event	Scrd As	Athlete	Yr	Scored Mark	Date	Pl. Pts.	Bonus	TOTAL
Scored bests come from CURRENT season								
400m	10	Brycen SPRATLING	SO	46.27cA 46.16	2/25/12	6	1.12	7.12
4x400	4	Murray, Cowsette, Lowery, Spratling		3:05.35 OT	3/2/12	14	2.16	16.16
Team Total								23.28

37



Southern Utah

The Summit League

▲ 1

Event	Scrd As	Athlete	Yr	Scored Mark	Date	Pl. Pts.	Bonus	TOTAL
Scored bests come from CURRENT season								
3000m	4	Cameron LEVINS	SR	7:48.25 OT	A 1/27/12	14	1.44	15.44
5000m	9	Cameron LEVINS	SR	13:42.90 OT	A 1/27/12	7	0.42	7.42
Team Total								22.86

"Scrd As", short for "Scored As", Standing used for place points portion of performance's score combining preseason data (when applied) to current season data

Numbers in BLACK are both the performance's actual NCAA rank AND "scored as" rank Numbers in RED indicate actual NCAA rank does not exist or is worse than "scored as" rank Numbers in BLUE indicate actual NCAA rank is better than "scored as" rank

USTFCCCA Non-Member

Non-Member Schools Will NOT be ranked, beginning Week 2



2012 Indoor Track & Field, Week #7

Only those who score >0.01 pts are shown
D denotes multiple-event rule in affect

MEN

38



Notre Dame

BIG EAST Conference

▲53

Event	Scrd As	Athlete	Yr	Scored Mark	Date	Pl. Pts.	Bonus	TOTAL
-------	---------	---------	----	-------------	------	----------	-------	-------

Scored bests come from CURRENT season

► DMR	4	Shawel, Giesting, Babb, Rae		9:29.72 OT	3/2/12	14	2.07	16.07
-------	---	-----------------------------	--	------------	--------	----	------	-------

► PV	11	Kevin SCHIPPER	SR	5.40m	17-8½	3/2/12	5	0.07	5.07
------	----	----------------	----	-------	-------	--------	---	------	------

Team Total 21.14

39



Air Force

Mountain West Conference

▼4

Event	Scrd As	Athlete	Yr	Scored Mark	Date	Pl. Pts.	Bonus	TOTAL
-------	---------	---------	----	-------------	------	----------	-------	-------

Scored bests come from CURRENT season

► PV	2	Cale SIMMONS	JR	5.52m	18-1¼	A	2/10/12	18	2.94	20.94
------	---	--------------	----	-------	-------	---	---------	----	------	-------

Team Total 20.94

40



Norfolk State

Mid-Eastern Athletic Conference

▼1

Event	Scrd As	Athlete	Yr	Scored Mark	Date	Pl. Pts.	Bonus	TOTAL
-------	---------	---------	----	-------------	------	----------	-------	-------

Scored bests come from CURRENT season

► 200m	2	Marquis HOLSTON	JR	20.68cf	21.08	A	2/16/12	18	2.87	20.87
--------	---	-----------------	----	---------	-------	---	---------	----	------	-------

Team Total 20.87

41



Providence

BIG EAST Conference

▲8

Event	Scrd As	Athlete	Yr	Scored Mark	Date	Pl. Pts.	Bonus	TOTAL
-------	---------	---------	----	-------------	------	----------	-------	-------

Scored bests come from CURRENT season

► Mile	2	David MCCARTHY	SR	3:55.75	A	1/27/12	18	2.68	20.68
--------	---	----------------	----	---------	---	---------	----	------	-------

Team Total 20.68

42



Missouri

Big 12 Conference

▲2

Event	Scrd As	Athlete	Yr	Scored Mark	Date	Pl. Pts.	Bonus	TOTAL
-------	---------	---------	----	-------------	------	----------	-------	-------


Scored bests come from CURRENT season

► 800m	7	Ricky WEST	JR	1:47.81	2/24/12	9	1.26	10.26
--------	---	------------	----	---------	---------	---	------	-------

► LJ	7	Malcom PENNIX	JR	7.74m	25-4¾	1/13/12	9	0.60	9.60
------	---	---------------	----	-------	-------	---------	---	------	------

Team Total 19.86

43



Southern Illinois

Missouri Valley Conference

▲7

Event	Scrd As	Athlete	Yr	Scored Mark	Date	Pl. Pts.	Bonus	TOTAL
-------	---------	---------	----	-------------	------	----------	-------	-------

Scored bests come from CURRENT season

► WT	3	J.C. LAMBERT	SR	22.66m	74-4¾	A	1/13/12	16	3.41	19.41
------	---	--------------	----	--------	-------	---	---------	----	------	-------

Team Total 19.41

44



Texas State

Southland Conference

▲2

Event	Scrd As	Athlete	Yr	Scored Mark	Date	Pl. Pts.	Bonus	TOTAL
-------	---------	---------	----	-------------	------	----------	-------	-------

Scored bests come from CURRENT season

► PV	3	Logan CUNNINGHAM	JR	5.51m	18-1	A	2/10/12	16	2.63	18.63
------	---	------------------	----	-------	------	---	---------	----	------	-------

Team Total 18.63

45



Oklahoma State

Big 12 Conference

▲25

Event	Scrd As	Athlete	Yr	Scored Mark	Date	Pl. Pts.	Bonus	TOTAL
-------	---------	---------	----	-------------	------	----------	-------	-------

Scored bests come from CURRENT season

► Mile	11	Kirubel ERASSA	SO	3:58.84 OT	3/2/12	5	0.60	5.60
--------	----	----------------	----	------------	--------	---	------	------

► Mile	12	Raul BOTEZAN	JR	3:58.94	2/10/12	4	0.57	4.57
--------	----	--------------	----	---------	---------	---	------	------


► 3000m	16	Thomas FARRELL	JR	7:52.38	1/27/12	1.25	0.47	1.72
---------	----	----------------	----	---------	---------	------	------	------

► 5000m	11	Shadrack KIPCHIRCHIR	JR	13:46.00 OT	2/10/12	5	0.16	5.16
---------	----	----------------------	----	-------------	---------	---	------	------

► 5000m	16	Girma MECHEO	JR	13:50.03	2/24/12	1.25	0.00	1.25
---------	----	--------------	----	----------	---------	------	------	------

Team Total 18.29

46



Binghamton

America East Conference

▲6

Event	Scrd As	Athlete	Yr	Scored Mark	Date	Pl. Pts.	Bonus	TOTAL
-------	---------	---------	----	-------------	------	----------	-------	-------

Scored bests come from CURRENT season

► Mile	3	Erik VAN INGEN	SR	3:56.37	A	2/10/12	16	2.25	18.25
--------	---	----------------	----	---------	---	---------	----	------	-------

Team Total 18.25

"Scrd As", short for "Scored As", Standing used for place points portion of performance's score combining preseason data (when applied) to current season data

Numbers in BLACK are both the performance's actual NCAA rank AND "scored as" rank Numbers in RED indicate actual NCAA rank does not exist or is worse than "scored as" rank Numbers in BLUE indicate actual NCAA rank is better than "scored as" rank

USTFCCCA Non-Member

Non-Member Schools Will NOT be ranked, beginning Week 2



2012 Indoor Track & Field, Week #7

Only those who score >0.01 pts are shown
D denotes multiple-event rule in affect

MEN

47



Clemson

Atlantic Coast Conference

▲ 1

Event	Scrd As	Athlete	Yr	Scored Mark	Date	Pl. Pts.	Bonus	TOTAL
Scored bests come from CURRENT season								
▶ H60m	3	Spencer ADAMS	JR	7.66	A 2/10/12	16	1.93	17.93
Team Total								17.93

48



Texas Tech

Big 12 Conference

▼ 11

Event	Scrd As	Athlete	Yr	Scored Mark	Date	Pl. Pts.	Bonus	TOTAL
Scored bests come from CURRENT season								
▶ PV	15	Kyal MEYERS	SO	5.38m	17-7½ 2/4/12	1.5	0.00	1.50
▶ LJ	4	Bryce LAMB	JR	7.94m	26-¾ 1/20/12	14	2.14	16.14
Team Total								17.64

49



Washington State

Pacific-12 Conference

▼ 2

Event	Scrd As	Athlete	Yr	Scored Mark	Date	Pl. Pts.	Bonus	TOTAL
Scored bests come from CURRENT season								
▶ LJ	6	Stephan SCOTT-ELLIS	JR	7.75m	25-5¼ 2/24/12	10	0.67	10.67
▶ TJ	10	Stephan SCOTT-ELLIS	JR	15.98m	52-5¼ 1/27/12	6	0.59	6.59
Team Total								17.26

50



Villanova

BIG EAST Conference

▲ 7

Event	Scrd As	Athlete	Yr	Scored Mark	Date	Pl. Pts.	Bonus	TOTAL
Scored bests come from CURRENT season								
▶ Mile	7	Sam MCENTEE	SO	3:57.86	A 1/27/12	9	1.24	10.24
▶ DMR	9	Tetreault, Murphy, Ellison, McEntee		9:31.52 OT	3/2/12	5	1.53	6.53
Team Total								16.76

51



Tulsa

Conference USA

▲ 9

Event	Scrd As	Athlete	Yr	Scored Mark	Date	Pl. Pts.	Bonus	TOTAL
Scored bests come from CURRENT season								
▶ Mile	4	Chris O'HARE	JR	3:56.63	A 2/10/12	14	2.07	16.07
Team Total								16.07

52



Houston

Conference USA

▼ 9

Event	Scrd As	Athlete	Yr	Scored Mark	Date	Pl. Pts.	Bonus	TOTAL
Scored bests come from CURRENT season								
▶ 400m	4	Errol NOLAN	JR	46.12	2/11/12	14	1.61	15.61
Team Total								15.61

53



Duke

Atlantic Coast Conference

▼ 2

Event	Scrd As	Athlete	Yr	Scored Mark	Date	Pl. Pts.	Bonus	TOTAL
Scored bests come from CURRENT season								
▶ HEPT	5	Curtis BEACH	JR	5,862	A 2/23/12	12	1.52	13.52
Team Total								13.52

54




Princeton

Ivy League

▼ 31

Event	Scrd As	Athlete	Yr	Scored Mark	Date	Pl. Pts.	Bonus	TOTAL
Scored bests come from CURRENT season								
▶ Mile	10	Peter CALLAHAN	JR	3:58.76 OT	2/10/12	6	0.63	6.63
▶ 5000m	10	Donn CABRAL	SR	13:45.92 OT	2/10/12	6	0.16	6.16
Team Total								12.79

55



Boston University

America East Conference

▲ 20

Event	Scrd As	Athlete	Yr	Scored Mark	Date	Pl. Pts.	Bonus	TOTAL
Scored bests come from CURRENT season								
▶ Mile	6	Rich PETERS	SO	3:57.83	A 2/10/12	10	1.26	11.26
Team Total								11.26

"Scrd As", short for "Scored As", Standing used for place points portion of performance's score combining preseason data (when applied) to current season data

Numbers in BLACK are both the performance's actual NCAA rank AND "scored as" rank Numbers in RED indicate actual NCAA rank does not exist or is worse than "scored as" rank Numbers in BLUE indicate actual NCAA rank is better than "scored as" rank

USTFCCCA Non-Member

Non-Member Schools Will NOT be ranked, beginning Week 2



2012 Indoor Track & Field, Week #7

Only those who score >0.01 pts are shown
D denotes multiple-event rule in affect

MEN

56



Central Michigan

Mid-American Conference

▼ 3

Event	Scrd As	Athlete	Yr	Scored Mark	Date	Pl. Pts.	Bonus	TOTAL
Scored bests come from CURRENT season								
▶ WT	6	Kevin MAYS	SR	21.92m	71-11	A	2/10/12	10 1.23 11.23
Team Total								11.23

57



UT Arlington

Southland Conference

▼ 1

Event	Scrd As	Athlete	Yr	Scored Mark	Date	Pl. Pts.	Bonus	TOTAL
Scored bests come from CURRENT season								
▶ 60m	16	Clayton VAUGHN	SO	6.66	3/2/12	1.25	0.22	1.47
▶ HEPT	7	Romain MARTIN	JR	5,796	A	1/27/12	9	0.73 9.73
Team Total								11.21

58




South Carolina

Southeastern Conference

▲ 4

Event	Scrd As	Athlete	Yr	Scored Mark	Date	Pl. Pts.	Bonus	TOTAL
Scored bests come from CURRENT season								
▶ PV	7	Marvin REITZE	SR	5.48m	17-11½	2/24/12	9	1.70 10.70
Team Total								10.70

59



UMES

Mid-Eastern Athletic Conference

▲ 4

Event	Scrd As	Athlete	Yr	Scored Mark	Date	Pl. Pts.	Bonus	TOTAL
Scored bests come from CURRENT season								
▶ 200m	7	Andre WALSH	JR	20.89	3/3/12	9	1.11	10.11
Team Total								10.11

60



Baylor

Big 12 Conference

▼ 15

Event	Scrd As	Athlete	Yr	Scored Mark	Date	Pl. Pts.	Bonus	TOTAL
Scored bests come from CURRENT season								
▶ 200m	15	Everett WALKER	JR	21.08	2/24/12	1.5	0.25	1.75
▶ 800m	13	Patrick SCHOENBALL	FR	1:48.47	2/11/12	3	0.39	3.39
▶ 4x400	10	Heriot, Scruggs, Seale, Hewitt		3:07.17	1/27/12	4	0.93	4.93
Team Total								10.07

61



UNCG

Southern Conference

▲ 4

Event	Scrd As	Athlete	Yr	Scored Mark	Date	Pl. Pts.	Bonus	TOTAL
Scored bests come from CURRENT season								
▶ 3000m	7	Paul CHELIMO	SO	7:49.87 OT	A	2/3/12	9	0.94 9.94
Team Total								9.94

62



Loyola-Chicago

Horizon League

▲ 16

Event	Scrd As	Athlete	Yr	Scored Mark	Date	Pl. Pts.	Bonus	TOTAL
Scored bests come from CURRENT season								
▶ 800m	12	Declan MURRAY	JR	1:48.46 OT	3/2/12	4	0.40	4.40
▶ LJ	11	James MCLACHLAN	SO	7.72m	25-4	1/27/12	5	0.44 5.44
Team Total								9.84

63



Penn

Ivy League

▲ 9

Event	Scrd As	Athlete	Yr	Scored Mark	Date	Pl. Pts.	Bonus	TOTAL
Scored bests come from CURRENT season								
▶ HJ	7	Maalik REYNOLDS	SO	2.23m	7-3½	2/10/12	9	0.68 9.68
Team Total								9.68

"Scrd As", short for "Scored As", Standing used for place points portion of performance's score combining preseason data (when applied) to current season data

Numbers in BLACK are both the performance's actual NCAA rank AND "scored as" rank Numbers in RED indicate actual NCAA rank does not exist or is worse than "scored as" rank Numbers in BLUE indicate actual NCAA rank is better than "scored as" rank

USTFCCCA Non-Member

Non-Member Schools Will NOT be ranked, beginning Week 2



2012 Indoor Track & Field, Week #7

Only those who score >0.01 pts are shown
D denotes multiple-event rule in affect

MEN

63



Purdue

Big Ten Conference

▲43

Event	Scrd As	Athlete	Yr	Scored Mark	Date	Pl. Pts.	Bonus	TOTAL
Scored bests come from CURRENT season								
HJ	7	Geoff DAVIS	JR	2.23m	7-3½	3/2/12	9	0.68 9.68
Team Total								9.68

65



Middle Tennessee

Sun Belt Conference

▼10

Event	Scrd As	Athlete	Yr	Scored Mark	Date	Pl. Pts.	Bonus	TOTAL
Scored bests come from CURRENT season								
H60m	12	Roscoe PAYNE	SR	7.75c	7.22(55)	2/25/12	4	0.49 4.49
TJ	11	Cordairo GOLDEN	SO	15.89m	52-1½	2/25/12	5	0.18 5.18
Team Total								9.67

66



Michigan State

Big Ten Conference

▲2

Event	Scrd As	Athlete	Yr	Scored Mark	Date	Pl. Pts.	Bonus	TOTAL
Scored bests come from CURRENT season								
SP	14	Zack HILL	SO	18.98m	62-3¼	3/2/12	2	0.00 2.00
WT	12	Lonnie PUGH	JR	21.40m	70-2½	3/2/12	4	0.04 4.04
WT	13	Jay GILLESPIE	SR	21.32m	69-11½	2/3/12	3	0.00 3.00
Team Total								9.04

67



Charleston Southern

Big South Conference

▼9

Event	Scrd As	Athlete	Yr	Scored Mark	Date	Pl. Pts.	Bonus	TOTAL
Scored bests come from CURRENT season								
200m	10	Javon YOUNG	SR	20.97		2/24/12	6	0.70 6.70
LJ	14	Lavon ALLEN	SR	7.69m	25-2¾	1/13/12	2	0.21 2.21
Team Total								8.91

68



Samford

Southern Conference

▲1

Event	Scrd As	Athlete	Yr	Scored Mark	Date	Pl. Pts.	Bonus	TOTAL
Scored bests come from CURRENT season								
PV	8	Michael SEAMAN	SR	5.45m	17-10½	2/23/12	8	0.85 8.85
Team Total								8.85

69



Louisiana-Lafayette

Sun Belt Conference

▼8

Event	Scrd As	Athlete	Yr	Scored Mark	Date	Pl. Pts.	Bonus	TOTAL
Scored bests come from CURRENT season								
PV	15	Chris ROY	SR	5.38m	17-7¾	2/17/12	1.5	0.00 1.50
SP	9	Albert FORNETTE	JR	19.33m	63-5	2/17/12	7	0.25 7.25
Team Total								8.75

70



Prairie View A&M

Southwestern Athletic Conference

▲23

Event	Scrd As	Athlete	Yr	Scored Mark	Date	Pl. Pts.	Bonus	TOTAL
Scored bests come from CURRENT season								
TJ	8	Preston WOODARD	SO	16.01m	52-6½	3/1/12	8	0.73 8.73
Team Total								8.73

71



Miami (Fla.)

Atlantic Coast Conference

▼5

Event	Scrd As	Athlete	Yr	Scored Mark	Date	Pl. Pts.	Bonus	TOTAL
Scored bests come from CURRENT season								
H60m	8	Devon HILL	SR	7.73		2/23/12	8	0.73 8.73
Team Total								8.73

72



Washington

Pacific-12 Conference

▼13

Event	Scrd As	Athlete	Yr	Scored Mark	Date	Pl. Pts.	Bonus	TOTAL
Scored bests come from CURRENT season								
DMR	10	Soberanis, McNeal, Whitley, Bywater		9:31.68 OT		3/2/12	4	1.48 5.48
PV	13	JJ JUILFS	FR	5.39m	17-8¾	3/3/12	3	0.00 3.00
Team Total								8.48

"Scrd As", short for "Scored As", Standing used for place points portion of performance's score combining preseason data (when applied) to current season data

Numbers in BLACK are both the performance's actual NCAA rank AND "scored as" rank Numbers in RED indicate actual NCAA rank does not exist or is worse than "scored as" rank Numbers in BLUE indicate actual NCAA rank is better than "scored as" rank

USTFCCCA Non-Member

Non-Member Schools Will NOT be ranked, beginning Week 2



2012 Indoor Track & Field, Week #7

Only those who score >0.01 pts are shown
D denotes multiple-event rule in affect

MEN

73



Cornell

Ivy League

▼ 6

Event	Scrd As	Athlete	Yr	Scored Mark	Date	Pl. Pts.	Bonus	TOTAL
Scored bests come from CURRENT season								
HJ	12	Montez BLAIR	SO	2.22m	7-3¼	12/3/11	4 0.38	4.38
SP	12	Stephen MOZIA	FR	19.10m	62-8	2/18/12	4 0.00	4.00
Team Total								8.38

74



Boise State

Mountain West Conference

unch

Event	Scrd As	Athlete	Yr	Scored Mark	Date	Pl. Pts.	Bonus	TOTAL
Scored bests come from CURRENT season								
LJ	15	Kurt FELIX	SR	7.66m	25-1¼	2/10/12	1.5 0.00	1.50
HEPT	10	Kurt FELIX	SR	5,771	A 2/10/12	6 0.44		6.44
Team Total								7.94

75



Central Connecticut St

Northeast Conference

▲ 7

Event	Scrd As	Athlete	Yr	Scored Mark	Date	Pl. Pts.	Bonus	TOTAL
Scored bests come from CURRENT season								
200m	9	Aaron RADDEN	JR	20.96	3/3/12	7 0.74		7.74
Team Total								7.74

76



Florida A&M

Mid-Eastern Athletic Conference

▼ 5

Event	Scrd As	Athlete	Yr	Scored Mark	Date	Pl. Pts.	Bonus	TOTAL
Scored bests come from CURRENT season								
TJ	9	Steve EMERE	JR	16.00m	52-6	1/7/12	7 0.68	7.68
Team Total								7.68

77



Cincinnati

BIG EAST Conference

▼ 4

Event	Scrd As	Athlete	Yr	Scored Mark	Date	Pl. Pts.	Bonus	TOTAL
Scored bests come from CURRENT season								
H60m	9	Terrence SOMERVILLE	Se	7.74	2/10/12	7 0.58		7.58
Team Total								7.58

78



Jackson State

Southwestern Athletic Conference

▼ 14

Event	Scrd As	Athlete	Yr	Scored Mark	Date	Pl. Pts.	Bonus	TOTAL
Scored bests come from CURRENT season								
200m	10	Anaso JOBODWANA	FR	20.97cf	21.37	2/10/12	6 0.70	6.70
Team Total								6.70

79



Idaho

Western Athletic Conference

▼ 3

Event	Scrd As	Athlete	Yr	Scored Mark	Date	Pl. Pts.	Bonus	TOTAL
Scored bests come from CURRENT season								
PV	10	Jeremy KLAS	SR	5.43m	17-9¼	2/10/12	6 0.54	6.54
Team Total								6.54

80




Indiana State

Missouri Valley Conference

▼ 52

Event	Scrd As	Athlete	Yr	Scored Mark	Date	Pl. Pts.	Bonus	TOTAL
Scored bests come from CURRENT season								
WT	10	Brandon POUNDS	JR	21.55m	70-8¼	A 2/17/12	6 0.38	6.38
Team Total								6.38

81



Buffalo

Mid-American Conference

▼ 4

Event	Scrd As	Athlete	Yr	Scored Mark	Date	Pl. Pts.	Bonus	TOTAL
Scored bests come from CURRENT season								
SP	10	Robert GOLABEK	SR	19.29m	63-3¼	2/10/12	6 0.13	6.13
Team Total								6.13

82



Tennessee

Southeastern Conference

▲ 5

Event	Scrd As	Athlete	Yr	Scored Mark	Date	Pl. Pts.	Bonus	TOTAL
Scored bests come from CURRENT season								
PV	13	Chase BRANNON	SO	5.39m	17-8¼	3/3/12	3 0.00	3.00
SP	14	Matthew HOTY	FR	18.98m	62-3¼	2/24/12	2 0.00	2.00
Team Total								5.00

"Scrd As", short for "Scored As", Standing used for place points portion of performance's score combining preseason data (when applied) to current season data

Numbers in BLACK are both the performance's actual NCAA rank AND "scored as" rank Numbers in RED indicate actual NCAA rank does not exist or is worse than "scored as" rank Numbers in BLUE indicate actual NCAA rank is better than "scored as" rank

USTFCCCA Non-Member

Non-Member Schools Will NOT be ranked, beginning Week 2



2012 Indoor Track & Field, Week #7

Only those who score >0.01 pts are shown
D denotes multiple-event rule in affect

MEN

83



George Mason

Colonial Athletic Association

▼29

Event	Scrd As	Athlete	Yr	Scored Mark	Date	Pl. Pts.	Bonus	TOTAL	
Scored bests come from CURRENT season									
▶ 400m	14	David VERBURG	JR	46.33 OT	3/3/12	2	0.92	2.92	
▶ TJ	14	LaVell HANDY	SR	15.83m	51-11½	2/26/12	2	0.00	2.00
Team Total								4.92	

84



UTSA

Southland Conference

▼5

Event	Scrd As	Athlete	Yr	Scored Mark	Date	Pl. Pts.	Bonus	TOTAL	
Scored bests come from CURRENT season									
▶ HJ	12	Keith BENFORD	JR	2.22m	7-3¼	2/24/12	4	0.38	4.38
Team Total								4.38	

85



Alabama

Southeastern Conference

▼4

Event	Scrd As	Athlete	Yr	Scored Mark	Date	Pl. Pts.	Bonus	TOTAL	
Scored bests come from CURRENT season									
▶ LJ	12	Kamal FULLER	SO	7.71m	25-3½	1/21/12	4	0.37	4.37
Team Total								4.37	

86



Eastern Kentucky

Ohio Valley Conference

▼2

Event	Scrd As	Athlete	Yr	Scored Mark	Date	Pl. Pts.	Bonus	TOTAL
Scored bests come from CURRENT season								
▶ 5000m	12	Soufiane BOUCHIKHI	JR	13:46.06 OT	2/10/12	4	0.15	4.15
Team Total								4.15

87



Michigan

Big Ten Conference

▼4

Event	Scrd As	Athlete	Yr	Scored Mark		Date	Pl. Pts.	Bonus	TOTAL
Scored bests come from CURRENT season									
▶ 4x400	11	Neuman, Parker, Taylor, Arastu		3:07.75 OT		3/2/12	2	0.67	2.67
▶ WT	16	Ethan DENNIS	SO	21.07m	69-1½	2/18/12	1.25	0.00	1.25
Team Total									3.92

88



Louisiana Tech

Western Athletic Conference

▲1

Event	Scrd As	Athlete	Yr	Scored Mark	Date	Pl. Pts.	Bonus	TOTAL
Scored bests come from CURRENT season								
▶ 200m	13	Trey HADNOT	SO	21.04cf	21.44	1/27/12	3	0.41
Team Total								3.41

89



Montana State

Big Sky Conference

▼4

Event	Scrd As	Athlete	Yr	Scored Mark	Date	Pl. Pts.	Bonus	TOTAL
Scored bests come from CURRENT season								
▶ HEPT	13	Asa STAVEN	SR	5,731	2/24/12	3	0.00	3.00
Team Total								3.00

90



Colorado

Pacific-12 Conference

▲6

Event	Scrd As	Athlete	Yr	Scored Mark	Date	Pl. Pts.	Bonus	TOTAL
Scored bests come from CURRENT season								
▶ 60m	14	Joe MORRIS	JR	6.64	3/2/12	2	0.49	2.49
Team Total								2.49

91



Sacred Heart

Northeast Conference

▲46

Event	Scrd As	Athlete	Yr	Scored Mark	Date	Pl. Pts.	Bonus	TOTAL
Scored bests come from CURRENT season								
▶ H60m	14	Bertony JEAN-LOUIS	SR	7.76	3/3/12	2	0.41	2.41
Team Total								2.41

92



Eastern Illinois

Ohio Valley Conference

▲3

Event	Scrd As	Athlete	Yr	Scored Mark	Date	Pl. Pts.	Bonus	TOTAL
Scored bests come from CURRENT season								
▶ 200m	14	Zye BOEY	JR	21.07	1/27/12	2	0.29	2.29
Team Total								2.29

"Scrd As", short for "Scored As", Standing used for place points portion of performance's score combining preseason data (when applied) to current season data

Numbers in BLACK are both the performance's actual NCAA rank AND "scored as" rank Numbers in RED indicate actual NCAA rank does not exist or is worse than "scored as" rank Numbers in BLUE indicate actual NCAA rank is better than "scored as" rank

USTFCCCA Non-Member

Non-Member Schools Will NOT be ranked, beginning Week 2



2012 Indoor Track & Field, Week #7

Only those who score >0.01 pts are shown
D denotes multiple-event rule in affect

MEN

93



Long Beach State

Big West Conference

▲ 6

Event	Scrd As	Athlete	Yr	Scored Mark	Date	Pl. Pts.	Bonus	TOTAL
-------	---------	---------	----	-------------	------	----------	-------	-------

Scored bests come from CURRENT season

► Mile	15	Matt MALDONADO	JR	3:59.08 OT	2/24/12	1.5	0.52	2.02
--------	----	----------------	----	------------	---------	-----	------	------

Team Total 2.02

94



East Carolina

Conference USA

▲ 4

Event	Scrd As	Athlete	Yr	Scored Mark	Date	Pl. Pts.	Bonus	TOTAL
-------	---------	---------	----	-------------	------	----------	-------	-------

Scored bests come from CURRENT season

► WT	14	Montrell MORROW	JR	21.15m 69-4%	3/2/12	2	0.00	2.00
------	----	-----------------	----	--------------	--------	---	------	------

Team Total 2.00

95



TCU

Mountain West Conference

▼ 15

Event	Scrd As	Athlete	Yr	Scored Mark	Date	Pl. Pts.	Bonus	TOTAL
-------	---------	---------	----	-------------	------	----------	-------	-------

Scored bests come from CURRENT season

► 60m	15	Charles SILMON	JR	6.65	3/2/12	1.5	0.36	1.86
-------	----	----------------	----	------	--------	-----	------	------

Team Total 1.86

96



Illinois State

Missouri Valley Conference

▲ 11

Event	Scrd As	Athlete	Yr	Scored Mark	Date	Pl. Pts.	Bonus	TOTAL
-------	---------	---------	----	-------------	------	----------	-------	-------

Scored bests come from CURRENT season

► WT	15	Akil MILLS	SO	21.13m 69-4	3/2/12	1.5	0.00	1.50
------	----	------------	----	-------------	--------	-----	------	------

Team Total 1.50

96



North Carolina

Atlantic Coast Conference

▼ 10

Event	Scrd As	Athlete	Yr	Scored Mark	Date	Pl. Pts.	Bonus	TOTAL
-------	---------	---------	----	-------------	------	----------	-------	-------

Scored bests come from CURRENT season

► PV	15	Parker SMITH	SR	5.38m 17-7%	2/18/12	1.5	0.00	1.50
------	----	--------------	----	-------------	---------	-----	------	------

Team Total 1.50

"Scrd As", short for "Scored As", Standing used for place points portion of performance's score combining preseason data (when applied) to current season data

Numbers in BLACK are both the performance's actual NCAA rank AND "scored as" rank Numbers in RED indicate actual NCAA rank does not exist or is worse than "scored as" rank Numbers in BLUE indicate actual NCAA rank is better than "scored as" rank

USTFCCCA Non-Member

Non-Member Schools Will NOT be ranked, beginning Week 2



2012 Indoor Track & Field, Week #7

Only those who score >0.01 pts are shown
D denotes multiple-event rule in affect

WOMEN

I				Oregon		unch			
				Pacific-12 Conference					
Event	Scrd As	Athlete	Yr	Scored Mark		Date	Pl. Pts.	Bonus	TOTAL
Scored bests come from CURRENT season									
▶ 60m	1	English GARDNER	FR	7.19cA	7.17	A 2/10/12	20	2.97	22.97
▶ 400m	12	Phyllis FRANCIS	SO	53.18cA	53.07	2/10/12	4	0.61	4.61
▶ 800m	12	Laura ROESLER	SO	2:05.07 OT		2/10/12	4	0.41	4.41
▶ Mile	2	Anne KESSELRING	JR	4:32.61 OT		A 2/10/12	18	2.95	20.95
▶ Mile	8	Jordan HASAY	JR	4:37.29		1/27/12	8	0.69	8.69
▶ Mile	10	Becca FRIDAY	JR	4:37.53		1/27/12	6	0.63	6.63
▶ 3000m	6	Jordan HASAY	JR	9:03.95 OT		A 2/24/12	10	1.43	11.43
▶ 5000m	5	Alex KOSINSKI	SR	15:47.81 OT		A 2/10/12	12	1.41	13.41
▶ 5000m	9	Bronwyn CROSSMAN	JR	15:56.35 OT		A 2/10/12	7	0.68	7.68
▶ 4x400	7	Purvis, Roesler, Okodogbe, Francis		3:33.70 OT		2/24/12	8	1.30	9.30
▶ DMR	2	Friday, Okodogbe, Francis, Kesselring		10:55.78 OT		2/24/12	18	2.34	20.34
▶ PENT	1	Brianne THEISEN	SR	4,555		A 1/27/12	20	10.27	30.27
Team Total							160.70		

2				Arkansas		unch		
				Southeastern Conference				
Event	Scrd As	Athlete	Yr	Scored Mark	Date	Pl. Pts.	Bonus	TOTAL
Scored bests come from CURRENT season								
▶ 400m	4	Regina GEORGE	SO	52.73	2/10/12	14	1.91	15.91
▶ 400m	10	Whitney JONES	JR	53.13	2/10/12	6	0.75	6.75
▶ 800m	5	Stephanie BROWN	SO	2:03.93	A 1/27/12	12	2.05	14.05
▶ Mile	5	Kristen GILLESPIE	JR	4:34.49 OT	A 2/24/12	12	1.99	13.99
▶ Mile	6	Stephanie BROWN	SO	4:35.81c 4:15.38(150)	A 2/10/12	10	1.32	11.32
▶ H60m	7	Ivanique KEMP	JR	8.13	3/2/12	9	0.90	9.90
▶ 4x400	5	Flowers, Jones, Williams, George		3:32.75	2/10/12	12	1.94	13.94
▶ DMR	8	Learch, Flowers, Brown, Gillespie		11:01.01	2/3/12	6	1.25	7.25
▶ PV	1	Tina SUTEJ	JR	4.55m 14-11	A 2/24/12	20	7.41	27.41
▶ PV	3	Tara DIEBOLD		4.37m 14-4	A 2/24/12	16	2.25	18.25
▶ PENT	4	Makeba ALCIDE	SO	4,126	2/24/12	14	0.99	14.99
Team Total							153.75	

3		 LSU		Southeastern Conference					 1	
Event	Scrd As	Athlete	Yr	Scored Mark		Date	Pl. Pts.	Bonus	TOTAL	
Scored bests come from CURRENT season										
▶ 60m	9	Kimberlyn DUNCAN	JR	7.26		2/10/12	7	1.03	8.03	
▶ 60m	16	Takeia PINCKNEY	JR	7.34		2/10/12	1.25	0.00	1.25	
▶ 200m	2	Kimberlyn DUNCAN	JR	23.07 OT	A	2/24/12	18	2.94	20.94	
▶ 400m	3	Rebecca ALEXANDER	SR	52.66		2/3/12	16	2.11	18.11	
▶ 400m	10	Cassandra TATE	SR	53.13		1/21/12	6	0.75	6.75	
▶ 800m	3	Charlene LIPSEY	JR	2:03.79	A	1/27/12	16	2.25	18.25	
▶ H60m	4	Jasmin STOWERS	SO	8.03	A	2/24/12	14	2.10	16.10	
▶ H60m	9	Shanekia HALL	JR	8.15		2/24/12	7	0.70	7.70	
▶ 4x400	3	Alexander, Tate, Herbert, Day		3:31.55		2/10/12	16	2.77	18.77	
▶ PV	16	Rachel LAURENT	SR	4.23m	13-10½	2/24/12	1.25	0.00	1.25	
▶ TJ	9	Lynnika PITTS	SO	13.05m	42-9½	3/2/12	7	0.52	7.52	
▶ WT	6	Denise HINTON	SO	21.28m	69-9½	A 3/2/12	10	0.66	10.66	
Team Total									135.34	

4				Clemson				1	
				Atlantic Coast Conference					
Event	Scrd As	Athlete	Yr	Scored Mark	Date	Pl. Pts.	Bonus	TOTAL	
Scored bests come from CURRENT season									
▶ 60m	4	Stormy KENDRICK	JR	7.22	A 2/3/12	14	2.13	16.13	
▶ 60m	7	Dezerea BRYANT	FR	7.25	2/23/12	9	1.31	10.31	
▶ 60m	10	Jasmine EDGERSON	JR	7.27	2/23/12	6	0.76	6.76	
▶ 200m	8	Dezerea BRYANT	FR	23.26	2/23/12	8	1.33	9.33	
▶ 200m	16	Stormy KENDRICK	JR	23.66	2/23/12	1.25	0.00	1.25	
▶ 400m	1	Marlena WESH	JR	52.21	A 2/3/12	20	3.44	23.44	
▶ H60m	2	Brianna ROLLINS	JR	7.97	A 2/3/12	18	3.31	21.31	
▶ H60m	2	Bridgette OWENS	SO	7.97	A 2/3/12	18	3.31	21.31	
▶ H60m	14	Kendra HARRISON	FR	8.20	1/27/12	2	0.21	2.21	
▶ TJ	3	Jasmine BRUNSON	JR	13.19m	43-3¼ 2/23/12	16	1.80	17.80	
Team Total							129.85		

"Scrd As", short for "Scored As", Standing used for place points portion of performance's score combining preseason data (when applied) to current season data

Numbers in BLACK are both the performance's actual NCAA rank AND "scored as" rank Numbers in RED indicate actual NCAA rank does not exist or is worse than "scored as" rank Numbers in BLUE indicate actual NCAA rank is better than "scored as" rank

USTFCCCA Non-Member

Non-Member Schools Will NOT be ranked, beginning Week 2



USTFCCCA NCAA Division I National Team Computer Rankings

as of 3/5/2012 6:58:21 PM

2012 Indoor Track & Field, Week #7

Only those who score >0.01 pts are shown
D denotes multiple-event rule in affect

WOMEN

5



Texas A&M

Big 12 Conference

unch

Event	Scrd As	Athlete	Yr	Scored Mark	Date	Pl. Pts.	Bonus	TOTAL
Scored bests come from CURRENT season								
▶ 60m	7	Ashley COLLIER	SO	7.25	2/24/12	9	1.31	10.31
▶ 200m	1	Kamaria BROWN	FR	22.86	A 2/24/12	20	4.74	24.74
▶ 200m	4	Dominique DUNCAN	SR	23.14	2/24/12	14	2.34	16.34
▶ 200m	6	Ashley COLLIER	SO	23.18	2/24/12	10	2.00	12.00
▶ 200m	12	Olivia EKPONE	FR	23.51	2/24/12	4	0.00	4.00
▶ 5000m	7	Natosha ROGERS	JR	15:52.40	A 2/24/12	9	1.02	10.02
▶ H60m	12	Donique FLEMINGS	JR	8.18	2/24/12	4	0.41	4.41
▶ 4x400	2	Mayungbe, Brown, Flemings, Ekpone		3:31.54	2/24/12	18	2.77	20.77
▶ PV	11	Laura ASIMAKIS	SR	4.25m	13-11½ 2/24/12	5	0.00	5.00
Team Total								107.59

6



Kansas

Big 12 Conference

unch

Event	Scrd As	Athlete	Yr	Scored Mark	Date	Pl. Pts.	Bonus	TOTAL
Scored bests come from CURRENT season								
▶ 200m	11	Paris DANIELS	JR	23.48	2/24/12	5	0.06	5.06
▶ 400m	2	Diamond DIXON	SO	52.55	A 2/24/12	18	2.43	20.43
▶ 4x400	1	Morris, Daniels, Washington, Dixon		3:31.36	2/24/12	20	2.90	22.90
▶ LJ	6	Andrea GEUBELLE	JR	6.37m	20-10½ 3/2/12	10	0.75	10.75
▶ LJ	10	Francine SIMPSON	JR	6.32m	20-9 2/3/12	6	0.24	6.24
▶ TJ	1	Andrea GEUBELLE	JR	13.59m	44-7 A 2/24/12	20	5.55	25.55
▶ WT	10	Alena KRECHYK	JR	21.01m	68-11½ A 2/24/12	6	0.03	6.03
Team Total								96.96

7



Florida

Southeastern Conference

unch

Event	Scrd As	Athlete	Yr	Scored Mark	Date	Pl. Pts.	Bonus	TOTAL
Scored bests come from CURRENT season								
▶ 400m	6	Lanie WHITTAKER	JR	52.91 OT	2/24/12	10	1.39	11.39
▶ 400m	8	Ebony EUTSEY	SO	53.06 OT	2/24/12	8	0.95	8.95
▶ Mile	3	Cory MCGEE	SO	4:34.06 OT	A 2/10/12	16	2.21	18.21
▶ Mile	7	Agata STRAUSA	SO	4:36.39 OT	A 2/24/12	9	1.03	10.03
▶ 4x400	6	Whittaker, Uesery, Goodson, Eutsey		3:33.66cA 3:33.22	2/10/12	10	1.32	11.32
▶ DMR	6	Strausa, Eutsey, Hayes, McGee		10:58.77	3/2/12	10	1.71	11.71
▶ HJ	14	Taylor BURKE	FR	1.82m	5-11½ 2/3/12	2	0.22	2.22
▶ TJ	15	Ciarra BREWER	FR	12.99m	42-7½ 2/24/12	1.5	0.24	1.74
▶ SP	9	Keely MEDEIROS	SR	16.98m	55-8½ 2/24/12	7	0.35	7.35
▶ PENT	11	Brittany HARRELL	SO	4,050	2/24/12	5	0.13	5.13
Team Total								88.05

8



California

Pacific-12 Conference

unch

Event	Scrd As	Athlete	Yr	Scored Mark	Date	Pl. Pts.	Bonus	TOTAL
Scored bests come from CURRENT season								
▶ 800m	16	Sofia OBERG	SO	2:05.32 OT	2/24/12	1.25	0.23	1.48
▶ 3000m	3	Chelsea REILLY	SR	9:00.86 OT	A 2/10/12	16	2.28	18.28
▶ 3000m	5	Deborah MAIER	JR	9:02.35 OT	A 2/24/12	12	1.87	13.87
▶ 5000m	1	Deborah MAIER	JR	15:29.24 OT	A 2/10/12	20	4.48	24.48
▶ DMR	4	Reilly, Weaver, Oberg, Maier		10:56.29 OT	2/24/12	14	2.23	16.23
Team Total								74.34

"Scrd As", short for "Scored As", Standing used for place points portion of performance's score combining preseason data (when applied) to current season data

Numbers in BLACK are both the performance's actual NCAA rank AND "scored as" rank Numbers in RED indicate actual NCAA rank does not exist or is worse than "scored as" rank Numbers in BLUE indicate actual NCAA rank is better than "scored as" rank

USTFCCCA Non-Member

Non-Member Schools Will NOT be ranked, beginning Week 2




2012 Indoor Track & Field, Week #7

Only those who score >0.01 pts are shown
D denotes multiple-event rule in affect

WOMEN

9



Texas

Big 12 Conference

▲ 9

Event	Scrd As	Athlete	Yr	Scored Mark	Date	Pl. Pts.	Bonus	TOTAL
Scored bests come from CURRENT season								
▶ 200m	3	Allison PETER	SO	23.11	A 2/24/12	16	2.59	18.59
▶ 200m	9	Christy UDOH	SO	23.46	2/24/12	7	0.14	7.14
▶ 400m	14	Stacey-Ann SMITH	SR	53.27	2/10/12	2	0.46	2.46
▶ 400m	16	Briana NELSON	SO	53.36	2/10/12	1.25	0.33	1.58
▶ 5000m	13	Sara SUTHERLAND	SO	15:59.75	2/24/12	3	0.40	3.40
▶ 4x400	4	Smith, Peter, Nelson, Chambers		3:32.42	2/24/12	14	2.17	16.17
▶ HJ	6	Shanay BRISCOE	SO	1.83m 6-0	3/2/12	10	0.48	10.48
Team Total								59.84

10



Washington

Pacific-12 Conference

unch

Event	Scrd As	Athlete	Yr	Scored Mark	Date	Pl. Pts.	Bonus	TOTAL
Scored bests come from CURRENT season								
▶ 3000m	1	Katie FLOOD	SO	8:55.31 OT	A 1/27/12	20	3.83	23.83
▶ 3000m	13	Megan GOETHALS	SO	9:08.42 OT	A 2/24/12	3	0.50	3.50
▶ 5000m	8	Megan GOETHALS	SO	15:54.89 OT	A 2/10/12	8	0.81	8.81
▶ DMR	1	Orr, Carlson, Mires, Flood		10:55.01 OT	2/24/12	20	2.50	22.50
Team Total								58.64

11



Southern Illinois

Missouri Valley Conference

▲ 1

Event	Scrd As	Athlete	Yr	Scored Mark	Date	Pl. Pts.	Bonus	TOTAL
Scored bests come from CURRENT season								
▶ SP	5	Jeneva MCCALL	SR	17.47m 57-3½	A 1/20/12	12	1.57	13.57
▶ WT	1	Jeneva MCCALL	SR	23.76m 77-11½	A 1/13/12	20	11.95	31.95
▶ PENT	6	Malaikah LOVE	SR	4,092	2/25/12	10	0.61	10.61
Team Total								56.13

12



Arizona

Pacific-12 Conference

▲ 1

Event	Scrd As	Athlete	Yr	Scored Mark	Date	Pl. Pts.	Bonus	TOTAL
Scored bests come from CURRENT season								
▶ 5000m	12	Elvin KIBET	SO	15:59.16 OT	2/24/12	4	0.45	4.45
▶ HJ	1	Brigetta BARRETT	JR	1.97m 6-5½	A 1/27/12	20	7.54	27.54
▶ SP	2	Julie LABONTE	JR	18.01m 59-1¼	A 1/27/12	18	4.08	22.08
Team Total								54.06

13



BYU

West Coast Conference

▼ 4

Event	Scrd As	Athlete	Yr	Scored Mark	Date	Pl. Pts.	Bonus	TOTAL
Scored bests come from CURRENT season								
▶ 800m	2	Nachelle MACKIE	JR	2:03.56	A 2/3/12	18	2.59	20.59
▶ 800m	3	Katie PALMER	SR	2:03.79	A 2/3/12	16	2.25	18.25
▶ DMR	9	Bleazard, Edwards, Mackie, Palmer		11:01.35 OT	2/24/12	5	1.18	6.18
▶ PV	8	Christen BOTTERON-GUNTHER	SR	4.30m 14-1¼	2/3/12	8	0.62	8.62
Team Total								53.64

14



Iowa State

Big 12 Conference

▲ 1

Event	Scrd As	Athlete	Yr	Scored Mark	Date	Pl. Pts.	Bonus	TOTAL
Scored bests come from CURRENT season								
▶ 3000m	8	Betsy SAINA	JR	9:06.61 OT	A 1/28/12	8	0.74	8.74
▶ 3000m	12	Dani STACK	JR	9:08.00 OT	A 1/28/12	4	0.56	4.56
▶ 5000m	2	Betsy SAINA	JR	15:36.09 OT	A 2/9/12	18	3.28	21.28
▶ 5000m	6	Meaghan NELSON	JR	15:51.89 OT	A 2/9/12	10	1.06	11.06
▶ 5000m	10	Dani STACK	JR	15:57.20 OT	2/9/12	6	0.61	6.61
Team Total								52.25

"Scrd As", short for "Scored As", Standing used for place points portion of performance's score combining preseason data (when applied) to current season data

Numbers in BLACK are both the performance's actual NCAA rank AND "scored as" rank Numbers in RED indicate actual NCAA rank does not exist or is worse than "scored as" rank Numbers in BLUE indicate actual NCAA rank is better than "scored as" rank

USTFCCCA Non-Member

Non-Member Schools Will NOT be ranked, beginning Week 2



2012 Indoor Track & Field, Week #7

Only those who score >0.01 pts are shown
D denotes multiple-event rule in affect

WOMEN

15



UCF

Conference USA

▼ 1

Event	Scrd As	Athlete	Yr	Scored Mark	Date	Pl. Pts.	Bonus	TOTAL
Scored bests come from CURRENT season								
▶ 60m	1	Octavious FREEMAN	FR	7.19	A 2/10/12	20	2.97	22.97
▶ 60m	10	Aurieyall SCOTT	SO	7.27	2/3/12	6	0.76	6.76
▶ 200m	14	Octavious FREEMAN	FR	23.54	2/25/12	2	0.00	2.00
▶ H60m	5	Jackie COWARD	SR	8.08	A 2/25/12	12	1.40	13.40
▶ LJ	10	Sonnisha WILLIAMS	JR	6.32m	20-9 2/25/12	6	0.24	6.24
Team Total								51.36

16



Stanford

Pacific-12 Conference

▼ 5

Event	Scrd As	Athlete	Yr	Scored Mark	Date	Pl. Pts.	Bonus	TOTAL
Scored bests come from CURRENT season								
▶ 3000m	11	Aisling CUFFE	FR	9:07.79 OT	A 3/3/12	5	0.58	5.58
▶ 3000m	16	Kathy KROEGER	SO	9:09.44 OT	A 2/24/12	1.25	0.36	1.61
▶ 5000m	4	Kathy KROEGER	SO	15:46.26 OT	A 2/10/12	14	1.54	15.54
▶ DMR	13	Fedronic, Schueler, O'Hare, Kroeger		11:04.31 OT	2/24/12	0.9	0.69	1.59
▶ PV	6	Katerina STEFANIDI	SR	4.35m	14-3¼ A 1/27/12	10	1.68	11.68
▶ LJ	5	Arantxa KING	SR	6.42m	21-¾ 1/27/12	12	1.26	13.26
Team Total								49.26

17



TCU

Mountain West Conference

▲ 2

Event	Scrd As	Athlete	Yr	Scored Mark	Date	Pl. Pts.	Bonus	TOTAL
Scored bests come from CURRENT season								
▶ 60m	16	Chaniqua CORINEALDI	JR	7.34cA 7.32	2/23/12	1.25	0.00	1.25
▶ 200m	18	Chaniqua CORINEALDI	JR	23.68cA 23.61	2/23/12	0.9	0.00	0.90
▶ LJ	1	Whitney GIPSON	SR	6.67m	21-10¼ A 2/23/12	20	6.05	26.05
▶ LJ	3	Lorraine UGEN	FR	6.51m	21-4¼ A 2/23/12	16	2.82	18.82
Team Total								47.02

18



Tennessee

Southeastern Conference

▼ 2

Event	Scrd As	Athlete	Yr	Scored Mark	Date	Pl. Pts.	Bonus	TOTAL
Scored bests come from CURRENT season								
▶ 400m	7	Ellen WORTHAM	SR	52.99	3/3/12	9	1.15	10.15
▶ 800m	6	Chanelle PRICE	SR	2:04.25	A 2/3/12	10	1.58	11.58
▶ 4x400	11	Wortham, Jones, Ruff, Octave		3:34.76 OT	2/24/12	2	0.82	2.82
▶ DMR	11	Price, Wortham, Snapp, Sheffey		11:02.74	1/27/12	2	0.90	2.90
▶ SP	3	Annie ALEXANDER	SR	17.70m	58-1 A 1/21/12	16	2.56	18.56
Team Total								46.02

19



Ohio State

Big Ten Conference

▼ 2

Event	Scrd As	Athlete	Yr	Scored Mark	Date	Pl. Pts.	Bonus	TOTAL
Scored bests come from CURRENT season								
▶ 60m	5	Christina MANNING	SR	7.23	A 2/24/12	12	1.86	13.86
▶ 60m	13	Chesna SYKES	SO	7.31	2/24/12	3	0.18	3.18
▶ H60m	1	Christina MANNING	SR	7.95	A 2/24/12	20	3.72	23.72
▶ WT	15	Maggie MULLEN	SR	20.78m	68-2¼ 2/10/12	1.5	0.00	1.50
Team Total								42.25

20



Auburn

Southeastern Conference

▲ 5

Event	Scrd As	Athlete	Yr	Scored Mark	Date	Pl. Pts.	Bonus	TOTAL
Scored bests come from CURRENT season								
▶ 60m	3	Kai SELVON	SO	7.20	A 2/24/12	16	2.69	18.69
▶ 60m	14	Ashley CRUDER	SR	7.33	3/3/12	2	0.00	2.00
▶ 200m	5	Kai SELVON	SO	23.15 OT	2/24/12	12	2.25	14.25
▶ 200m	13	Nivea SMITH	SR	23.52 OT	2/24/12	3	0.00	3.00
▶ HJ	14	Monica CARNEY	SR	1.82m	5-11½ 2/24/12	2	0.22	2.22
Team Total								40.16

"Scrd As", short for "Scored As", Standing used for place points portion of performance's score combining preseason data (when applied) to current season data

Numbers in BLACK are both the performance's actual NCAA rank AND "scored as" rank Numbers in RED indicate actual NCAA rank does not exist or is worse than "scored as" rank Numbers in BLUE indicate actual NCAA rank is better than "scored as" rank

USTFCCCA Non-Member

Non-Member Schools Will NOT be ranked, beginning Week 2



2012 Indoor Track & Field, Week #7

Only those who score >0.01 pts are shown
D denotes multiple-event rule in affect

WOMEN

21



Georgetown

BIG EAST Conference

unch

Event	Scrd As	Athlete	Yr	Scored Mark	Date	Pl. Pts.	Bonus	TOTAL
Scored bests come from CURRENT season								
3000m	2	Emily INFELD	JR	9:00.13	A 2/10/12	18	2.48	20.48
DMR	3	Schneider, Finley, Cox, Infeld		10:55.95	1/27/12	16	2.30	18.30
Team Total								38.79

22



Georgia

Southeastern Conference

unch

Event	Scrd As	Athlete	Yr	Scored Mark	Date	Pl. Pts.	Bonus	TOTAL
Scored bests come from CURRENT season								
HJ	4	Saniel ATKINSON	JR	1.85m 6- $\frac{1}{2}$	A 2/24/12	14	1.24	15.24
PV	2	Morgann LELEUX	FR	4.38m 14-4 $\frac{1}{2}$	A 2/3/12	18	2.54	20.54
TJ	14	Colleen FELIX	SR	13.02m 42-8 $\frac{1}{2}$	3/3/12	2	0.38	2.38
Team Total								38.16

23



Baylor

Big 12 Conference

▲11

Event	Scrd As	Athlete	Yr	Scored Mark	Date	Pl. Pts.	Bonus	TOTAL
Scored bests come from CURRENT season								
800m	15	Brittany OGUNMOKUN	JR	2:05.30 OT	3/2/12	1.5	0.25	1.75
H60m	9	Tiffani MCREYNOLDS	SO	8.15	2/24/12	7	0.70	7.70
TJ	5	Jessica UBANYIONWU	SR	13.16m 43-2 $\frac{1}{2}$	3/2/12	12	1.52	13.52
SP	6	Skylar WHITE		17.32m 56-10	A 2/3/12	10	1.20	11.20
WT	13	Erin ATKINSON		20.84m 68-4 $\frac{1}{2}$	2/24/12	3	0.00	3.00
Team Total								37.16

24




Wisconsin

Big Ten Conference

unch

Event	Scrd As	Athlete	Yr	Scored Mark	Date	Pl. Pts.	Bonus	TOTAL
Scored bests come from CURRENT season								
HJ	6	Monika JAKUTYTE	SR	1.83m 6-0	2/3/12	10	0.48	10.48
SP	15	Kelsey CARD	FR	16.71m 54-10	3/2/12	1.5	0.00	1.50
WT	5	Taylor SMITH	JR	21.33m 69-11 $\frac{1}{2}$	A 2/17/12	12	0.78	12.78
PENT	9	Dorcas AKINNIYI	SR	4,072	2/24/12	7	0.38	7.38
PENT	12	Jessica FLAX	JR	4,008	2/24/12	4	0.00	4.00
Team Total								36.15

25




Connecticut

BIG EAST Conference

▲10

Event	Scrd As	Athlete	Yr	Scored Mark	Date	Pl. Pts.	Bonus	TOTAL
Scored bests come from CURRENT season								
800m	7	Heather WILSON	SR	2:04.34	A 2/3/12	9	1.45	10.45
DMR	10	Wilson, Emerson, Mania, Crevoiserat		11:01.40	3/2/12	4	1.17	5.17
HJ	3	Natasha MCLAREN	SO	1.86m 6-1 $\frac{1}{4}$	A 3/3/12	16	1.76	17.76
HJ	14	Ilva BIKANOVA	SO	1.82m 5-11 $\frac{1}{2}$	2/10/12	2	0.22	2.22
Team Total								35.60

26




San Diego State

Mountain West Conference

unch

Event	Scrd As	Athlete	Yr	Scored Mark	Date	Pl. Pts.	Bonus	TOTAL
Scored bests come from CURRENT season								
PV	9	Kelsy HINTZ	JR	4.27m 14-0	2/23/12	7	0.19	7.19
TJ	2	Shanieka THOMAS	SO	13.34m 43-9 $\frac{1}{2}$	A 2/10/12	18	3.20	21.20
SP	10	Whitney ASHLEY	SR	16.95m 55-7 $\frac{1}{2}$	2/10/12	6	0.27	6.27
Team Total								34.67

27



Louisiana Tech

Western Athletic Conference

unch

Event	Scrd As	Athlete	Yr	Scored Mark	Date	Pl. Pts.	Bonus	TOTAL
Scored bests come from CURRENT season								
60m	6	Chelsea HAYES	SR	7.24	2/23/12	10	1.58	11.58
LJ	2	Chelsea HAYES	SR	6.60m 21-8	A 2/10/12	18	4.64	22.64
Team Total								34.22

"Scrd As", short for "Scored As", Standing used for place points portion of performance's score combining preseason data (when applied) to current season data

Numbers in BLACK are both the performance's actual NCAA rank AND "scored as" rank Numbers in RED indicate actual NCAA rank does not exist or is worse than "scored as" rank Numbers in BLUE indicate actual NCAA rank is better than "scored as" rank

USTFCCCA Non-Member

Non-Member Schools Will NOT be ranked, beginning Week 2



2012 Indoor Track & Field, Week #7

Only those who score >0.01 pts are shown
D denotes multiple-event rule in affect

WOMEN

28



Florida State

Atlantic Coast Conference

▼ 8

Event	Scrd As	Athlete	Yr	Scored Mark	Date	Pl. Pts.	Bonus	TOTAL
Scored bests come from CURRENT season								
▶ 60m	14	Marecia PEMBERTON	SO	7.33	2/23/12	2	0.00	2.00
▶ Mile	13	Hannah BROOKS	SR	4:37.87	1/27/12	3	0.55	3.55
▶ 3000m	17	Amanda WINSLOW	JR	9:09.83 OT	A 2/10/12	1	0.31	1.31
▶ LJ	8	Amy HARRIS	SR	6.36m 20-10½	1/27/12	8	0.65	8.65
▶ TJ	3	Michelle JENUE	JR	13.19m 43-3¾	2/23/12	16	1.80	17.80
Team Total								33.30

29



Virginia Tech

Atlantic Coast Conference

▲ 3

Event	Scrd As	Athlete	Yr	Scored Mark	Date	Pl. Pts.	Bonus	TOTAL
Scored bests come from CURRENT season								
▶ 800m	14	Frances DOWD	SO	2:05.18 OT	3/2/12	2	0.33	2.33
▶ PV	3	Victoria VON EYNATTEN	FR	4.37m 14-4	A 2/17/12	16	2.25	18.25
▶ PV	7	Martina SCHULTZE	FR	4.31m 14-1¾	2/23/12	9	0.77	9.77
Team Total								30.35

30



Alabama

Southeastern Conference

▲ 1

Event	Scrd As	Athlete	Yr	Scored Mark	Date	Pl. Pts.	Bonus	TOTAL
Scored bests come from CURRENT season								
▶ HJ	2	Krystle SCHADE	SO	1.88m 6-2	A 2/24/12	18	2.81	20.81
▶ PENT	7	Kaylon EPPINGER	SR	4,081	2/24/12	9	0.48	9.48
Team Total								30.30

31



Stony Brook

America East Conference

▲ 9

Event	Scrd As	Athlete	Yr	Scored Mark	Date	Pl. Pts.	Bonus	TOTAL
Scored bests come from CURRENT season								
▶ Mile	1	Lucy VAN DALEN	SR	4:31.92c 4:11.78(150)	A 2/10/12	20	3.30	23.30
▶ 3000m	10	Lucy VAN DALEN	SR	9:07.48	A 12/10/11	6	0.63	6.63
Team Total								29.93

32



Cincinnati

BIG EAST Conference

▲ 5

Event	Scrd As	Athlete	Yr	Scored Mark	Date	Pl. Pts.	Bonus	TOTAL
Scored bests come from CURRENT season								
▶ 800m	8	Kathy KLUMP	SR	2:04.39 OT	A 3/2/12	8	1.38	9.38
▶ HJ	14	Jasmine COTTEN	SR	1.82m 5-11½	2/18/12	2	0.22	2.22
▶ PENT	3	Jasmine COTTEN	SR	4,192	A 2/18/12	16	2.20	18.20
Team Total								29.79

33



South Carolina

Southeastern Conference

▼ 3

Event	Scrd As	Athlete	Yr	Scored Mark	Date	Pl. Pts.	Bonus	TOTAL
Scored bests come from CURRENT season								
▶ 400m	9	Erica RUCKER	FR	53.08 OT	2/24/12	7	0.90	7.90
▶ H60m	6	Kierre BECKLES	SO	8.11	2/24/12	10	1.10	11.10
▶ HJ	6	Jeannelle SCHEPER	SO	1.83m 6-0	2/3/12	10	0.48	10.48
Team Total								29.48

34



Indiana State

Missouri Valley Conference

▼ 5

Event	Scrd As	Athlete	Yr	Scored Mark	Date	Pl. Pts.	Bonus	TOTAL
Scored bests come from CURRENT season								
▶ PV	12	Nicole HOPE	SR	4.24m 13-11	2/25/12	4	0.00	4.00
▶ SP	11	Felisha JOHNSON	JR	16.91m 55-5¾	2/25/12	5	0.17	5.17
▶ WT	2	Felisha JOHNSON	JR	21.67m 71-1¼	A 12/9/11	18	2.20	20.20
Team Total								29.37

35



Oklahoma

Big 12 Conference

▼ 2

Event	Scrd As	Athlete	Yr	Scored Mark	Date	Pl. Pts.	Bonus	TOTAL
Scored bests come from CURRENT season								
▶ SP	1	Tia BROOKS	JR	18.49m 60-8	A 1/21/12	20	6.42	26.42
▶ SP	14	Karen SHUMP	JR	16.79m 55-1	2/24/12	2	0.00	2.00
Team Total								28.42

"Scrd As", short for "Scored As", Standing used for place points portion of performance's score combining preseason data (when applied) to current season data

Numbers in BLACK are both the performance's actual NCAA rank AND "scored as" rank Numbers in RED indicate actual NCAA rank does not exist or is worse than "scored as" rank Numbers in BLUE indicate actual NCAA rank is better than "scored as" rank

USTFCCCA Non-Member

Non-Member Schools Will NOT be ranked, beginning Week 2



2012 Indoor Track & Field, Week #7

Only those who score >0.01 pts are shown
D denotes multiple-event rule in affect

WOMEN

36



Texas Tech

Big 12 Conference

▼13

Event	Scrd As	Athlete	Yr	Scored Mark	Date	Pl. Pts.	Bonus	TOTAL
Scored bests come from CURRENT season								
H60m	14	Katie GRIMES	JR	8.20cA 8.18	2/10/12	2	0.21	2.21
4x400	10	Evans, Jackson, Alexander, Lewis		3:34.51 OT	3/3/12	4	0.93	4.93
SP	13	Kelly CLOSSE	JR	16.83m 55-2½	1/27/12	3	0.00	3.00
WT	3	Kelly CLOSSE	JR	21.62m 70-11½	A 2/10/12	16	1.96	17.96
Team Total								28.11

40



Nebraska

Big Ten Conference

▲10

Event	Scrd As	Athlete	Yr	Scored Mark	Date	Pl. Pts.	Bonus	TOTAL
Scored bests come from CURRENT season								
DMR	5	Furlan, Weekes, Grooters, Miller		10:58.74 OT	3/2/12	12	1.72	13.72
PV	16	Breanna BUSSEL	SR	4.23m 13-10½	2/24/12	1.25	0.00	1.25
LJ	13	Mara GRIVA	JR	6.29m 20-7½	2/24/12	3	0.00	3.00
TJ	12	Mara GRIVA	JR	13.04m 42-9½	2/24/12	4	0.47	4.47
Team Total								22.44

37




Dartmouth

Ivy League

▲6

Event	Scrd As	Athlete	Yr	Scored Mark	Date	Pl. Pts.	Bonus	TOTAL
Scored bests come from CURRENT season								
3000m	4	Abbey D'AGOSTINO	SO	9:02.15	A 2/10/12	14	1.92	15.92
DMR	7	Pappas, Krumpoch, Supino, D'Agostino		11:00.62	3/2/12	8	1.33	9.33
Team Total								25.25

41



Kansas State

Big 12 Conference

▼3

Event	Scrd As	Athlete	Yr	Scored Mark	Date	Pl. Pts.	Bonus	TOTAL
Scored bests come from CURRENT season								
800m	13	Boglarka BOZZAY	SR	2:05.11 OT	3/3/12	3	0.39	3.39
HJ	6	Alyx TREASURE	FR	1.83m 6-0	2/24/12	10	0.48	10.48
PENT	8	Ryann KRAIS	SR	4,079	2/24/12	8	0.46	8.46
Team Total								22.33

38



Michigan State

Big Ten Conference

▲3

Event	Scrd As	Athlete	Yr	Scored Mark	Date	Pl. Pts.	Bonus	TOTAL
Scored bests come from CURRENT season								
HJ	6	Rebecca BUCHHOLTZ	SR	1.83m 6-0	1/21/12	10	0.48	10.48
TJ	9	Tori FRANKLIN	FR	13.05m 42-9½	2/10/12	7	0.52	7.52
WT	11	Beth ROHL	JR	20.99m 68-10½	3/2/12	5	0.00	5.00
Team Total								23.01

42



Illinois

Big Ten Conference

▼6

Event	Scrd As	Athlete	Yr	Scored Mark	Date	Pl. Pts.	Bonus	TOTAL
Scored bests come from CURRENT season								
200m	7	Ashley SPENCER	FR	23.24	2/24/12	9	1.50	10.50
H60m	11	Breeana COLEMAN	SO	8.17	2/24/12	5	0.51	5.51
4x400	12	Thomas, Kelly, Griffith, Spencer		3:34.89	2/24/12	1	0.76	1.76
PV	12	Stephanie RICHARTZ	SO	4.24m 13-11	3/2/12	4	0.00	4.00
Team Total								21.76

39



Oklahoma State

Big 12 Conference

▲44

Event	Scrd As	Athlete	Yr	Scored Mark	Date	Pl. Pts.	Bonus	TOTAL
Scored bests come from CURRENT season								
800m	1	Natalja PILIUSINA	SO	2:03.46 OT	A 3/2/12	20	2.74	22.74
Team Total								22.74

"Scrd As", short for "Scored As", Standing used for place points portion of performance's score combining preseason data (when applied) to current season data

Numbers in BLACK are both the performance's actual NCAA rank AND "scored as" rank Numbers in RED indicate actual NCAA rank does not exist or is worse than "scored as" rank Numbers in BLUE indicate actual NCAA rank is better than "scored as" rank

USTFCCCA Non-Member

Non-Member Schools Will NOT be ranked, beginning Week 2



2012 Indoor Track & Field, Week #7

Only those who score >0.01 pts are shown
D denotes multiple-event rule in affect

WOMEN

43



Illinois State

Missouri Valley Conference

▲ 2

Event	Scrd As	Athlete	Yr	Scored Mark	Date	Pl. Pts.	Bonus	TOTAL
Scored bests come from CURRENT season								
▶ Mile	12	Aisha PRAUGHT	SR	4:37.77 OT	3/2/12	4	0.57	4.57
▶ SP	7	Brittany SMITH	JR	17.16m 56-3½	2/25/12	9	0.80	9.80
▶ WT	9	Brittany SMITH	JR	21.13m 69-4	A 2/25/12	7	0.31	7.31
Team Total								21.68

44



East Carolina

Conference USA

▲ 7

Event	Scrd As	Athlete	Yr	Scored Mark	Date	Pl. Pts.	Bonus	TOTAL
Scored bests come from CURRENT season								
▶ 4x400	9	Hawkins, Harris, Minkins, Goggins		3:34.02 OT	3/2/12	5	1.15	6.15
▶ HJ	4	Tynita BUTTS	JR	1.85m 6-½	A 2/25/12	14	1.24	15.24
Team Total								21.39

45



UC Santa Barbara

Big West Conference

▼ 17

Event	Scrd As	Athlete	Yr	Scored Mark	Date	Pl. Pts.	Bonus	TOTAL
Scored bests come from CURRENT season								
▶ PENT	2	Barbara NWABA	SR	4,244	A 1/27/12	18	3.35	21.35
Team Total								21.35

46



Purdue

Big Ten Conference

▼ 7

Event	Scrd As	Athlete	Yr	Scored Mark	Date	Pl. Pts.	Bonus	TOTAL
Scored bests come from CURRENT season								
▶ LJ	4	Leah EBER	SR	6.47m 21-2¼	A 2/3/12	14	2.02	16.02
▶ SP	16	Dani BUNCH	SO	16.65m 54-7½	3/2/12	1.25	0.00	1.25
▶ WT	12	Dani BUNCH	SO	20.93m 68-8	2/24/12	4	0.00	4.00
Team Total								21.27

47



Southern Miss

Conference USA

▼ 5

Event	Scrd As	Athlete	Yr	Scored Mark	Date	Pl. Pts.	Bonus	TOTAL
Scored bests come from CURRENT season								
▶ LJ	6	Tori BOWIE	SR	6.37m 20-10¾	2/3/12	10	0.75	10.75
▶ TJ	7	Tori BOWIE	SR	13.09m 42-11½	2/25/12	9	0.86	9.86
Team Total								20.61

48



Wichita State

Missouri Valley Conference

▼ 4

Event	Scrd As	Athlete	Yr	Scored Mark	Date	Pl. Pts.	Bonus	TOTAL
Scored bests come from CURRENT season								
▶ 3000m	18	Aliphine TULIAMUK	JR	9:11.49	1/27/12	0.9	0.09	0.99
▶ 5000m	3	Aliphine TULIAMUK	JR	15:36.53 OT	A 2/9/12	16	3.20	19.20
Team Total								20.18

49



Pittsburgh

BIG EAST Conference

unch

Event	Scrd As	Athlete	Yr	Scored Mark	Date	Pl. Pts.	Bonus	TOTAL
Scored bests come from CURRENT season								
▶ 200m	10	Cambrya JONES	SR	23.47	2/18/12	6	0.10	6.10
▶ 400m	5	Taylor ELLIS-WATSON	FR	52.75	2/3/12	12	1.85	13.85
Team Total								19.95

50



Eastern Washington

Big Sky Conference

▼ 2

Event	Scrd As	Athlete	Yr	Scored Mark	Date	Pl. Pts.	Bonus	TOTAL
Scored bests come from CURRENT season								
▶ PV	3	Keisa MONTEROLA	JR	4.37m 14-4	A 1/27/12	16	2.25	18.25
Team Total								18.25

"Scrd As", short for "Scored As", Standing used for place points portion of performance's score combining preseason data (when applied) to current season data

Numbers in BLACK are both the performance's actual NCAA rank AND "scored as" rank Numbers in RED indicate actual NCAA rank does not exist or is worse than "scored as" rank Numbers in BLUE indicate actual NCAA rank is better than "scored as" rank

USTFCCCA Non-Member

Non-Member Schools Will NOT be ranked, beginning Week 2



2012 Indoor Track & Field, Week #7

Only those who score >0.01 pts are shown
D denotes multiple-event rule in affect

WOMEN

51



Middle Tennessee

Sun Belt Conference

▼ 4

Event	Scrd As	Athlete	Yr	Scored Mark	Date	Pl. Pts.	Bonus	TOTAL
Scored bests come from CURRENT season								
HJ	6	Ann DUDLEY	JR	1.83m	6-0	12/10/11	10 0.48	10.48
TJ	9	France MAKABU	SO	13.05m	42-9%	2/25/12	7 0.52	7.52
Team Total								18.01

52



Michigan

Big Ten Conference

▼ 6

Event	Scrd As	Athlete	Yr	Scored Mark	Date	Pl. Pts.	Bonus	TOTAL
Scored bests come from CURRENT season								
800m	10	Rebecca ADDISON	JR	2:04.87 OT	3/2/12	6 0.68		6.68
800m	11	Jillian SMITH	JR	2:05.01 OT	3/2/12	5 0.48		5.48
Mile	14	Shannon OSIKA	FR	4:38.42 OT	2/3/12	2 0.41		2.41
DMR	12	Osika, Williams, Smith, Addison		11:04.30 OT	2/3/12	1 0.69		1.69
PV	16	Kiley TOBEL		4.23m	13-10%	2/18/12	1.25 0.00	1.25
Team Total								17.51

53



Virginia

Atlantic Coast Conference

▼ 1

Event	Scrd As	Athlete	Yr	Scored Mark	Date	Pl. Pts.	Bonus	TOTAL
Scored bests come from CURRENT season								
Mile	4	Morgane GAY	JR	4:34.38 OT	A 2/10/12	14 2.04		16.04
TJ	16	Whitney ROSE	JR	12.98m	42-7	2/23/12	1.25 0.19	1.44
Team Total								17.48

54



North Carolina

Atlantic Coast Conference

▲ 4

Event	Scrd As	Athlete	Yr	Scored Mark	Date	Pl. Pts.	Bonus	TOTAL
Scored bests come from CURRENT season								
800m	9	Tasha STANLEY	SR	2:04.70	2/3/12	7 0.93		7.93
4x400	8	Brock, Stanley, Russell, Mott		3:33.97 OT	3/2/12	6 1.17		7.17
PV	16	Sandi MORRIS	SO	4.23m	13-10%	2/18/12	1.25 0.00	1.25
Team Total								16.35

55



Buffalo

Mid-American Conference

▼ 2

Event	Scrd As	Athlete	Yr	Scored Mark	Date	Pl. Pts.	Bonus	TOTAL
Scored bests come from CURRENT season								
SP	4	Rebecca O'BRIEN	JR	17.58m	57-8%	A 2/10/12	14 1.98	15.98
Team Total								15.98

56



UNLV

Mountain West Conference

▼ 1

Event	Scrd As	Athlete	Yr	Scored Mark	Date	Pl. Pts.	Bonus	TOTAL
Scored bests come from CURRENT season								
WT	4	Amanda BINGSON	SR	21.42m	70-3%	A 2/11/12	14 1.03	15.03
Team Total								15.03

57



Mississippi State

Southeastern Conference

▼ 3

Event	Scrd As	Athlete	Yr	Scored Mark	Date	Pl. Pts.	Bonus	TOTAL
Scored bests come from CURRENT season								
PENT	5	Erica BOUGARD	FR	4,109	2/24/12	12 0.80		12.80
Team Total								12.80

58



Villanova

BIG EAST Conference

▲ 20

Event	Scrd As	Athlete	Yr	Scored Mark	Date	Pl. Pts.	Bonus	TOTAL
Scored bests come from CURRENT season								
Mile	9	Emily LIPARI	SO	4:37.43	3/2/12	7 0.66		7.66
H60m	12	Shericka WARD	SR	8.18	3/3/12	4 0.41		4.41
Team Total								12.07

59



Long Island

Northeast Conference

▼ 3

Event	Scrd As	Athlete	Yr	Scored Mark	Date	Pl. Pts.	Bonus	TOTAL
Scored bests come from CURRENT season								
TJ	6	Jessie GAINES	SR	13.14m	43-1%	2/3/12	10 1.33	11.33
Team Total								11.33

"Scrd As", short for "Scored As", Standing used for place points portion of performance's score combining preseason data (when applied) to current season data

Numbers in BLACK are both the performance's actual NCAA rank AND "scored as" rank Numbers in RED indicate actual NCAA rank does not exist or is worse than "scored as" rank Numbers in BLUE indicate actual NCAA rank is better than "scored as" rank

USTFCCCA Non-Member


Non-Member Schools Will NOT be ranked, beginning Week 2




2012 Indoor Track & Field, Week #7

Only those who score >0.01 pts are shown
 D denotes multiple-event rule in affect


WOMEN

60  **Boston University** ▲ **1**
 America East Conference


Event	Scrd As	Athlete	Yr	Scored Mark	Date	Pl. Pts.	Bonus	TOTAL
Scored bests come from CURRENT season								
HJ	6	Allison BARWISE	JR	1.83m	6-0	3/3/12	10	0.48 10.48
Team Total								10.48

60  **Nevada** ▲ **48**
 Western Athletic Conference


Event	Scrd As	Athlete	Yr	Scored Mark	Date	Pl. Pts.	Bonus	TOTAL
Scored bests come from CURRENT season								
HJ	6	La Tijera AVERY	SR	1.83m	6-0	3/3/12	10	0.48 10.48
Team Total								10.48

62  **Providence** ▲ **31**
 BIG EAST Conference


Event	Scrd As	Athlete	Yr	Scored Mark	Date	Pl. Pts.	Bonus	TOTAL
Scored bests come from CURRENT season								
3000m	7	Emily SISSON	FR	9:06.04		A 3/2/12	9	0.86 9.86
Team Total								9.86

63  **Boise State** ▼ **1**
 Mountain West Conference


Event	Scrd As	Athlete	Yr	Scored Mark	Date	Pl. Pts.	Bonus	TOTAL
Scored bests come from CURRENT season								
WT	7	Mele VAISIMA	SR	21.24m	69-8%	A 2/23/12	9	0.57 9.57
Team Total								9.57

64  **Arkansas State** ▲ **25**
 Sun Belt Conference


Event	Scrd As	Athlete	Yr	Scored Mark	Date	Pl. Pts.	Bonus	TOTAL
Scored bests come from CURRENT season								
H60m	8	Sharika NELVIS	SO	8.14		3/2/12	8	0.80 8.80
Team Total								8.80

65  **Louisiana-Lafayette** ▼ **2**
 Sun Belt Conference


Event	Scrd As	Athlete	Yr	Scored Mark	Date	Pl. Pts.	Bonus	TOTAL
Scored bests come from CURRENT season								
TJ	8	Jasmine MANUEL	SR	13.07m	42-10%	2/25/12	8	0.67 8.67
Team Total								8.67

66  **UCLA** ▼ **6**
 Pacific-12 Conference


Event	Scrd As	Athlete	Yr	Scored Mark	Date	Pl. Pts.	Bonus	TOTAL
Scored bests come from CURRENT season								
WT	8	Ida STORM	SO	21.21m	69-7	A 2/24/12	8	0.50 8.50
Team Total								8.50

67  **Duke** ▲ **17**
 Atlantic Coast Conference

Event	Scrd As	Athlete	Yr	Scored Mark	Date	Pl. Pts.	Bonus	TOTAL
Scored bests come from CURRENT season								
SP	8	Michelle ANUMBA	SO	17.01m	55-9%	3/3/12	8	0.42 8.42
Team Total								8.42

68  **Idaho** ▼ **3**
 Western Athletic Conference

Event	Scrd As	Athlete	Yr	Scored Mark	Date	Pl. Pts.	Bonus	TOTAL
Scored bests come from CURRENT season								
3000m	9	Hannah KISER	SO	9:07.23 OT		A 2/10/12	7	0.66 7.66
Team Total								7.66

69  **Southern California** ▼ **5**
 Pacific-12 Conference

Event	Scrd As	Athlete	Yr	Scored Mark	Date	Pl. Pts.	Bonus	TOTAL
Scored bests come from CURRENT season								
LJ	9	Alitta BOYD	JR	6.33m	20-9%	2/3/12	7	0.34 7.34
Team Total								7.34

"Scrd As", short for "Scored As", Standing used for place points portion of performance's score combining preseason data (when applied) to current season data

Numbers in BLACK are both the performance's actual NCAA rank AND "scored as" rank Numbers in RED indicate actual NCAA rank does not exist or is worse than "scored as" rank Numbers in BLUE indicate actual NCAA rank is better than "scored as" rank

USTFCCCA Non-Member

Non-Member Schools Will NOT be ranked, beginning Week 2



2012 Indoor Track & Field, Week #7

Only those who score >0.01 pts are shown
D denotes multiple-event rule in affect

WOMEN

70



Arizona State

Pacific-12 Conference

▼11

Event	Scrd As	Athlete	Yr	Scored Mark	Date	Pl. Pts.	Bonus	TOTAL
-------	---------	---------	----	-------------	------	----------	-------	-------

Scored bests come from CURRENT season

► LJ	14	Christabel NETTEY	SO	6.27m	20-7	2/24/12	2	0.00	2.00
► SP	11	Anna JELMINI	SO	16.91m	55-5%	2/16/12	5	0.17	5.17

Team Total 7.17

71



Northern Iowa

Missouri Valley Conference

▼ 5

Event	Scrd As	Athlete	Yr	Scored Mark	Date	Pl. Pts.	Bonus	TOTAL
-------	---------	---------	----	-------------	------	----------	-------	-------

Scored bests come from CURRENT season

► PENT	10	Olimpia NOWAK	SR	4,067		2/25/12	6	0.32	6.32
--------	----	---------------	----	-------	--	---------	---	------	------

Team Total 6.32

72



North Dakota State

The Summit League

▼ 4

Event	Scrd As	Athlete	Yr	Scored Mark	Date	Pl. Pts.	Bonus	TOTAL
-------	---------	---------	----	-------------	------	----------	-------	-------

Scored bests come from CURRENT season

► PV	10	Leslie BROST	SR	4.26m	13-11½	3/3/12	6	0.04	6.04
------	----	--------------	----	-------	--------	--------	---	------	------

Team Total 6.04

73



Mississippi

Southeastern Conference

▼ 4

Event	Scrd As	Athlete	Yr	Scored Mark	Date	Pl. Pts.	Bonus	TOTAL
-------	---------	---------	----	-------------	------	----------	-------	-------

Scored bests come from CURRENT season

► PV	12	Neal TISHER	JR	4.24m	13-11	3/3/12	4	0.00	4.00
► PENT	14	Fabia MCDONALD	SO	4,005		2/24/12	2	0.00	2.00

Team Total 6.00

74



Miami (Fla.)

Atlantic Coast Conference

▼ 2

Event	Scrd As	Athlete	Yr	Scored Mark	Date	Pl. Pts.	Bonus	TOTAL
-------	---------	---------	----	-------------	------	----------	-------	-------

Scored bests come from CURRENT season

► 60m	12	Tarika WILLIAMS	SR	7.29		2/3/12	4	0.45	4.45
► 200m	15	Tarika WILLIAMS	SR	23.61		2/23/12	1.5	0.00	1.50

Team Total 5.95

75



Oregon State

Pacific-12 Conference

▲60

Event	Scrd As	Athlete	Yr	Scored Mark	Date	Pl. Pts.	Bonus	TOTAL
-------	---------	---------	----	-------------	------	----------	-------	-------

Scored bests come from CURRENT season

► Mile	11	Laura CARLYLE	SR	4:37.57 OT	3/3/12	5	0.62	5.62
--------	----	---------------	----	------------	--------	---	------	------

Team Total 5.62

76



Ohio

Mid-American Conference

▲18

Event	Scrd As	Athlete	Yr	Scored Mark	Date	Pl. Pts.	Bonus	TOTAL
-------	---------	---------	----	-------------	------	----------	-------	-------

Scored bests come from CURRENT season

► 5000m	11	Juli ACCURSO		15:58.69 OT	3/2/12	5	0.49	5.49
---------	----	--------------	--	-------------	--------	---	------	------

Team Total 5.49

77



Louisville

BIG EAST Conference

▼ 7

Event	Scrd As	Athlete	Yr	Scored Mark	Date	Pl. Pts.	Bonus	TOTAL
-------	---------	---------	----	-------------	------	----------	-------	-------

Scored bests come from CURRENT season

► HJ	14	Michelle THEOPHILLE	JR	1.82m	5-11½	3/3/12	2	0.22	2.22
► WT	14	Amashi-Ali KENDALL	JR	20.83m	68-4¼	2/3/12	2	0.00	2.00

Team Total 4.22

78



Eastern Illinois

Ohio Valley Conference

▲33

Event	Scrd As	Athlete	Yr	Scored Mark	Date	Pl. Pts.	Bonus	TOTAL
-------	---------	---------	----	-------------	------	----------	-------	-------

Scored bests come from CURRENT season

► PV	12	Jade RIEBOLD	SO	4.24m	13-11	3/1/12	4	0.00	4.00
------	----	--------------	----	-------	-------	--------	---	------	------

Team Total 4.00

78



Notre Dame

BIG EAST Conference

▼ 2

Event	Scrd As	Athlete	Yr	Scored Mark	Date	Pl. Pts.	Bonus	TOTAL
-------	---------	---------	----	-------------	------	----------	-------	-------

Scored bests come from CURRENT season

► PENT	12	Maddie BUTTINGER	SR	4,008		2/18/12	4	0.00	4.00
--------	----	------------------	----	-------	--	---------	---	------	------

Team Total 4.00

"Scrd As", short for "Scored As", Standing used for place points portion of performance's score combining preseason data (when applied) to current season data

Numbers in BLACK are both the performance's actual NCAA rank AND "scored as" rank Numbers in RED indicate actual NCAA rank does not exist or is worse than "scored as" rank Numbers in BLUE indicate actual NCAA rank is better than "scored as" rank

USTFCCCA Non-Member

Non-Member Schools Will NOT be ranked, beginning Week 2



2012 Indoor Track & Field, Week #7

Only those who score >0.01 pts are shown
D denotes multiple-event rule in affect

WOMEN

80



New Mexico

Mountain West Conference

▲30

Event	Scrd As	Athlete	Yr	Scored Mark	Date	Pl. Pts.	Bonus	TOTAL
-------	---------	---------	----	-------------	------	----------	-------	-------

Scored bests come from CURRENT season

▶ Mile	17	Josephine MOULTRIE	JR	4:38.87 OT	3/2/12	1	0.30	1.30
▶ 5000m	14	Sarah WALDRON	SR	15:59.93 OT	3/2/12	2	0.38	2.38

Team Total 3.68

81



UMES

Mid-Eastern Athletic Conference

unch

Event	Scrd As	Athlete	Yr	Scored Mark	Date	Pl. Pts.	Bonus	TOTAL
-------	---------	---------	----	-------------	------	----------	-------	-------

Scored bests come from CURRENT season

▶ 400m	13	Lenora GUION-FIRMIN	JR	53.19	3/3/12	3	0.58	3.58
--------	----	---------------------	----	-------	--------	---	------	------

Team Total 3.58

82



Tulane

Conference USA

▼11

Event	Scrd As	Athlete	Yr	Scored Mark	Date	Pl. Pts.	Bonus	TOTAL
-------	---------	---------	----	-------------	------	----------	-------	-------

Scored bests come from CURRENT season

▶ TJ	13	Estefany CRUZ	FR	13.03m	42-9	2/25/12	3	0.43	3.43
------	----	---------------	----	--------	------	---------	---	------	------

Team Total 3.43

83



Houston

Conference USA

▼9

Event	Scrd As	Athlete	Yr	Scored Mark	Date	Pl. Pts.	Bonus	TOTAL
-------	---------	---------	----	-------------	------	----------	-------	-------

Scored bests come from CURRENT season

▶ LJ	15	Tai'Shea REESE	SR	6.25m	20-6½	1/13/12	1.5	0.00	1.50
▶ PENT	15	Megan FRAUSTO	JR	4,000		1/27/12	1.5	0.00	1.50

Team Total 3.00

84



Florida International

Sun Belt Conference

▼7

Event	Scrd As	Athlete	Yr	Scored Mark	Date	Pl. Pts.	Bonus	TOTAL
-------	---------	---------	----	-------------	------	----------	-------	-------

Scored bests come from CURRENT season

▶ LJ	15	Marissa MCELVEEN	JR	6.25m	20-6½	2/25/12	1.5	0.00	1.50
▶ WT	16	Benia GREGOIRE	JR	20.77m	68-1½	12/3/11	1.25	0.00	1.25

Team Total 2.75

85



Columbia

Ivy League

▼18

Event	Scrd As	Athlete	Yr	Scored Mark	Date	Pl. Pts.	Bonus	TOTAL
-------	---------	---------	----	-------------	------	----------	-------	-------

Scored bests come from CURRENT season

▶ 3000m	14	Waverly NEER	FR	9:08.72	A	2/10/12	2	0.46	2.46
---------	----	--------------	----	---------	---	---------	---	------	------

Team Total 2.46

86



Kentucky

Southeastern Conference

▼11

Event	Scrd As	Athlete	Yr	Scored Mark	Date	Pl. Pts.	Bonus	TOTAL
-------	---------	---------	----	-------------	------	----------	-------	-------

Scored bests come from CURRENT season

▶ HJ	14	Terri-Ann GRANT	SR	1.82m	5-11½	1/27/12	2	0.22	2.22
------	----	-----------------	----	-------	-------	---------	---	------	------

Team Total 2.22

86



Long Beach State

Big West Conference

▼6

Event	Scrd As	Athlete	Yr	Scored Mark	Date	Pl. Pts.	Bonus	TOTAL
-------	---------	---------	----	-------------	------	----------	-------	-------

Scored bests come from CURRENT season

▶ HJ	14	Katrina GRAVES-JOHNSON	SR	1.82m	5-11½	2/10/12	2	0.22	2.22
------	----	------------------------	----	-------	-------	---------	---	------	------

Team Total 2.22

88



Penn State

Big Ten Conference

▼31

Event	Scrd As	Athlete	Yr	Scored Mark	Date	Pl. Pts.	Bonus	TOTAL
-------	---------	---------	----	-------------	------	----------	-------	-------

Scored bests come from CURRENT season

▶ H60m	14	Evonne BRITTON	JR	8.20		1/27/12	2	0.21	2.21
--------	----	----------------	----	------	--	---------	---	------	------

Team Total 2.21

89



Loyola Marymount

West Coast Conference

▲8

Event	Scrd As	Athlete	Yr	Scored Mark	Date	Pl. Pts.	Bonus	TOTAL
-------	---------	---------	----	-------------	------	----------	-------	-------

Scored bests come from CURRENT season

▶ 3000m	15	Tara ERDMANN	SR	9:08.85 OT	A	3/3/12	1.5	0.44	1.94
---------	----	--------------	----	------------	---	--------	-----	------	------

Team Total 1.94

"Scrd As", short for "Scored As", Standing used for place points portion of performance's score combining preseason data (when applied) to current season data

Numbers in BLACK are both the performance's actual NCAA rank AND "scored as" rank Numbers in RED indicate actual NCAA rank does not exist or is worse than "scored as" rank Numbers in BLUE indicate actual NCAA rank is better than "scored as" rank

USTFCCCA Non-Member

Non-Member Schools Will NOT be ranked, beginning Week 2



2012 Indoor Track & Field, Week #7

Only those who score >0.01 pts are shown
D denotes multiple-event rule in affect

WOMEN

90

**Navy**
Patriot League

▼ 4

Event	Scrd As	Athlete	Yr	Scored Mark	Date	Pl. Pts.	Bonus	TOTAL
Scored bests come from CURRENT season								
► Mile	15	Jess PALACIO	SR	4:38.43	1/28/12	1.5	0.41	1.91
Team Total								1.91

91

**UTEP**
Conference USA

▼ 18

Event	Scrd As	Athlete	Yr	Scored Mark	Date	Pl. Pts.	Bonus	TOTAL
Scored bests come from CURRENT season								
► 400m	15	Endurance ABINUWA	SR	53.33	2/11/12	1.5	0.38	1.88
Team Total								1.88

92

**Rice**
Conference USA

▲ 37

Event	Scrd As	Athlete	Yr	Scored Mark	Date	Pl. Pts.	Bonus	TOTAL
Scored bests come from CURRENT season								
► 5000m	15	Becky WADE	SR	16:03.13 OT	3/2/12	1.5	0.12	1.62
Team Total								1.62

93

**Iona**
Metro Atlantic Athletic Conference

▼ 3

Event	Scrd As	Athlete	Yr	Scored Mark	Date	Pl. Pts.	Bonus	TOTAL
Scored bests come from CURRENT season								
► Mile	16	Heidi GREGSON	SR	4:38.85 OT	2/10/12	1.25	0.31	1.56
Team Total								1.56

94

**Eastern Kentucky**
Ohio Valley Conference

▼ 6

Event	Scrd As	Athlete	Yr	Scored Mark	Date	Pl. Pts.	Bonus	TOTAL
Scored bests come from CURRENT season								
► 5000m	16	Lydia KOSGEI	SR	16:03.66 OT	2/10/12	1.25	0.07	1.32
Team Total								1.32

95

**Murray State**
Ohio Valley Conference

▲ 42

Event	Scrd As	Athlete	Yr	Scored Mark	Date	Pl. Pts.	Bonus	TOTAL
Scored bests come from CURRENT season								
► 200m	16	Alexis LOVE	JR	23.66 OT	3/2/12	1.25	0.00	1.25
Team Total								1.25

95

**South Alabama**
Sun Belt Conference

▼ 4

Event	Scrd As	Athlete	Yr	Scored Mark	Date	Pl. Pts.	Bonus	TOTAL
Scored bests come from CURRENT season								
► PENT	16	Lindsay SCHWARTZ	SR	3,996	2/25/12	1.25	0.00	1.25
Team Total								1.25

95

**Syracuse**
BIG EAST Conference

▼ 16

Event	Scrd As	Athlete	Yr	Scored Mark	Date	Pl. Pts.	Bonus	TOTAL
Scored bests come from CURRENT season								
► 60m	16	Flings OWUSU-AGYAPONG	SR	7.34	1/27/12	1.25	0.00	1.25
Team Total								1.25

98

**Akron**
Mid-American Conference

▼ 11

Event	Scrd As	Athlete	Yr	Scored Mark	Date	Pl. Pts.	Bonus	TOTAL
Scored bests come from CURRENT season								
► WT	17	Valerie WERT	SR	20.76m 68-1½	2/24/12	1	0.00	1.00
Team Total								1.00

"Scrd As", short for "Scored As", Standing used for place points portion of performance's score combining preseason data (when applied) to current season data

Numbers in BLACK are both the performance's actual NCAA rank AND "scored as" rank Numbers in RED indicate actual NCAA rank does not exist or is worse than "scored as" rank Numbers in BLUE indicate actual NCAA rank is better than "scored as" rank

USTFCCCA Non-Member

Non-Member Schools Will NOT be ranked, beginning Week 2