



2012 Outdoor Track & Field, Week #1

Only those who score >0.01 pts are shown
D denotes multiple-event rule in affect

MEN

1



Florida

Southeastern Conference

unch

Event	Scrd As	Athlete	Yr	Scored Mark	Date	Pl. Pts.	Bonus	TOTAL
Scored bests come from CURRENT season								
JAV	4	Stipe ZUNIC	SO	77.89m	255-6	3/28/12	24	2.87 26.87
Scored bests come from PRE-SEASON DATA								
100m	1	Jeff DEMPS	SR	9.96w	4/16/11	30	3.20	33.20
200m	21	Leonardo SEYMORE	JR	20.72w	4/16/11	2.5	0.39	2.89
400m	1	Tony MCQUAY	JR	44.87	6/11/11	30	2.64	32.64
800m	13	Sean OBINWA	JR	1:47.73	4/16/11	8	0.60	8.60
H110	13	Eddie LOVETT	SO	13.64	5/28/11	8	0.83	8.83
4x100	3			38.49	6/11/11	26	2.66	28.66
4x400	9			3:04.27	5/28/11	14	1.20	15.20
HJ	7	Dwight BARBIASZ	SR	2.23m	7-3½	3/25/11	18	1.23 19.23
HJ	15	Frankie HAMMOND	SR	2.20m	7-2½	4/16/11	6	0.67 6.67
LJ	37	Gray HORN	SR	7.54mw	24-9	4/13/11	0.35	0.00 0.35
TJ	1	Omar CRADDOCK	JR	16.46m	54-0	4/28/11	30	3.26 33.26
HT	7	Jeremy POSTIN	JR	66.69m	218-9	5/11/11	18	1.69 19.69
DEC	5	Gray HORN	SR	7,914	6/11/11	22	1.98	23.98
Team Total								260.06

2



LSU

Southeastern Conference

▲ 1

Event	Scrd As	Athlete	Yr	Scored Mark	Date	Pl. Pts.	Bonus	TOTAL
Scored bests come from CURRENT season								
100m	8	Aaron ERNEST	FR	10.15w	3/28/12	16	1.12	17.12
100m	28	Keyth TALLEY	SR	10.28w	3/23/12	0.8	0.22	1.02
100m	42	Barrett NUGENT	SR	10.36w	3/23/12	0.2	0.00	0.20
PV	18	Thomas REINECKE	JR	5.30m	17-4½	3/28/12	4	0.31 4.31
TJ	3	Kyron BLAISE	SR	16.32mw	53-6½	3/28/12	26	2.51 28.51
DISC	8	Rodney BROWN	FR	58.12m	190-8	3/15/12	16	1.34 17.34
Scored bests come from PRE-SEASON DATA								
100m	24	Rynell PARSON	SO	10.24w	4/6/11	1	0.41	1.41
200m	8	Riker HYLTON	SR	20.53w	4/23/11	16	1.13	17.13
400m	11	Caleb WILLIAMS	JR	45.61	4/2/11	10	1.08	11.08
400m	15	Riker HYLTON	SR	45.83	6/11/11	D	6	0.76 2.76
400m	36	Ade ALLEYNE-FORTE	SR	46.53	4/23/11	0.4	0.16	0.56
H110	1	Barrett NUGENT	SR	13.19w	4/6/11	30	4.08	34.08
4x100	6			38.77	4/28/11	20	1.92	21.92
4x400	2			3:01.07	6/11/11	28	2.87	30.87
LJ	1	Damar FORBES	JR	8.23m	27-0	6/11/11	30	3.89 33.89
LJ	31	Kyron BLAISE	SR	7.60m	24-11½	4/2/11	0.65	0.18 0.83
HT	5	Michael LAURO	SR	67.45m	221-3	6/11/11	22	2.06 24.06
JAV	34	Aaron MOORE	SR	69.67m	228-7	4/28/11	0.5	0.00 0.50
Team Total								247.59

"Scrd As", short for "Scored As", Standing used for place points portion of performance's score combining preseason data (when applied) to current season data

Numbers in BLACK are both the performance's actual NCAA rank AND "scored as" rank Numbers in RED indicate actual NCAA rank does not exist or is worse than "scored as" rank Numbers in BLUE indicate actual NCAA rank is better than "scored as" rank

USTFCCCA Non-Member

Non-Member Schools Will NOT be ranked, beginning Week 2



2012 Outdoor Track & Field, Week #1

Only those who score >0.01 pts are shown
D denotes multiple-event rule in affect

MEN

3



Florida State

Atlantic Coast Conference

▼ 1

Event	Scrd As	Athlete	Yr	Scored Mark	Date	Pl. Pts.	Bonus	TOTAL
Scored bests come from CURRENT season								
▶ H110	49	Gonzalo BARROILHET	SR	14.04	3/21/12	0.025	0.00	0.03
Scored bests come from PRE-SEASON DATA								
▶ 100m	2	Maurice MITCHELL	SR	10.00	6/11/11	28	2.76	30.76
▶ 100m	25	Horatio WILLIAMS	SR	10.25	4/2/11	0.95	0.34	1.29
▶ 100m	27	Kemar HYMAN	SR	10.27	4/21/11	0.85	0.26	1.11
▶ 200m	1	Maurice MITCHELL	SR	19.99w	6/11/11	30	3.80	33.80
▶ 200m	3	Horatio WILLIAMS	SR	20.41w	6/11/11	26	1.71	27.71
▶ 200m	53	Brandon O'CONNOR	JR	20.91	4/21/11		0.06	0.06
▶ 400m	7	Brandon O'CONNOR	JR	45.51	6/11/11	18	1.23	19.23
▶ 800m	44	Darrin GIBSON	JR	1:49.11	4/8/11	0.15	0.18	0.33
▶ 1500m	49	David FORRESTER	JR	3:44.98	5/14/11	0.025	0.12	0.14
▶ 5000m	27	Michael FOUT	JR	13:46.19	3/25/11	0.85	0.38	1.23
▶ 5000m	29	David FORRESTER	SR	13:47.60	3/25/11	0.75	0.31	1.06
▶ 5000m	48	Wesley RICKMAN	SR	13:59.32	5/1/11	0.05	0.00	0.05
▶ 10k	4	Michael FOUT	JR	28:34.50	5/1/11	24	1.90	25.90
▶ 10k	44	Seth PROCTOR	SR	29:36.02	5/28/11	0.15	0.00	0.15
▶ H110	27	Tremaine GRANT	JR	13.86w	5/13/11	0.85	0.17	1.02
▶ H400	46	Tremaine GRANT	JR	51.67	5/6/11	0.1	0.00	0.10
▶ 4x100	5			38.75	6/11/11	22	1.98	23.98
▶ 4x400	29			3:07.40	5/6/11	0.75	0.27	1.02
▶ PV	39	Andrew LAHAYE	JR	5.20m 17-¾	5/28/11	0.275	0.00	0.28
▶ LJ	7	Paul MADZIVIRE	SO	7.94mw 26-¾	5/6/11	18	1.60	19.60
▶ SP	10	Michael PUTMAN	SR	18.90m 62-¾	6/11/11	12	1.06	13.06
▶ DISC	9	Michael PUTMAN	SR	57.96m 190-2	3/18/11	14	1.23	15.23
▶ DEC	6	Gonzalo BARROILHET	SR	7,907	6/12/08	20	1.93	21.93
Team Total								239.06

4



Arkansas

Southeastern Conference

▲ 1

Event	Scrd As	Athlete	Yr	Scored Mark	Date	Pl. Pts.	Bonus	TOTAL
Scored bests come from CURRENT season								
▶ 800m	56	Patrick RONO	FR	1:49.64	3/30/12		0.04	0.04
▶ PV	1	Andrew IRWIN	FR	5.60m 18-4½	3/30/12	30	3.84	33.84
Scored bests come from PRE-SEASON DATA								
▶ 100m	14	Marek NIIT	JR	10.17w	5/11/11	7	0.91	7.91
▶ 200m	2	Marek NIIT	JR	20.38w	6/11/11	28	1.86	29.86
▶ 200m	11	Akheem GAUNTLETT	JR	20.58	5/6/11	10	0.89	10.89
▶ 400m	40	Ben SKIDMORE	SR	46.58	5/11/11	0.25	0.12	0.37
▶ 400m	48	Marek NIIT	JR	46.67	4/22/11	0.05	0.06	0.11
▶ 400m	48	Travis SOUTHARD	JR	46.67	5/6/11	0.05	0.06	0.11
▶ 800m	16	Anthony LIEGHIO	JR	1:48.06	7/14/11	5	0.46	5.46
▶ 800m	52	Leoman MOMOH	JR	1:49.55	4/22/11		0.06	0.06
▶ 1500m	2	Duncan PHILLIPS	SR	3:39.87	4/14/11	28	1.79	29.79
▶ 1500m	54	Thomas CATTIN-MASSON	JR	3:45.11	4/14/11		0.10	0.10
▶ 1500m	63	Anthony LIEGHIO	JR	3:45.36	7/23/11		0.06	0.06
▶ 5000m	38	Eric FERNANDEZ	JR	13:54.33	4/14/11	0.3	0.00	0.30
▶ 10k	8	Solomon HAILE	JR	28:43.35	3/26/10	16	1.39	17.39
▶ 10k	11	Eric FERNANDEZ	JR	28:48.44	3/25/11	10	1.10	11.10
▶ H110	22	Caleb CROSS	JR	13.78w	5/6/11	2	0.38	2.38
▶ Steeple	25	David FLYNN	JR	8:52.19	5/1/11	0.95	0.36	1.31
▶ Steeple	29	Rick ELLIOTT	SR	8:52.70	5/28/11	0.75	0.32	1.07
▶ 4x100	12			39.29	6/11/11	9	0.94	9.94
▶ 4x400	7			3:03.59	6/11/11	18	1.46	19.46
▶ HJ	23	Brede ELLINGSEN	JR	2.16m 7-1	4/28/11	1.5	0.23	1.73
▶ HJ	27	Noah KITTELSON	SO	2.15m 7-½	5/11/11	0.85	0.13	0.98
▶ HJ	27	Raymond HIGGS	SO	2.15m 7-½	4/6/11	0.85	0.13	0.98
▶ LJ	3	Raymond HIGGS	SO	8.15m 26-9	5/11/11	26	3.15	29.15
▶ DEC	9	Kevin LAZAS	SO	7,802	6/11/11	14	1.42	15.42
▶ DEC	30	Terry PRENTICE	SR	7,199	5/11/11	0.7	0.00	0.70
▶ DEC	34	Nathanael FRANKS	FR	7,112	4/23/11	0.5	0.00	0.50
▶ DEC	41	Austin CHEN	FR	7,025	4/23/11	0.225	0.00	0.22
Team Total								231.22

"Scrd As", short for "Scored As", Standing used for place points portion of performance's score combining preseason data (when applied) to current season data

Numbers in BLACK are both the performance's actual NCAA rank AND "scored as" rank Numbers in RED indicate actual NCAA rank does not exist or is worse than "scored as" rank Numbers in BLUE indicate actual NCAA rank is better than "scored as" rank

USTFCCCA Non-Member

Non-Member Schools Will NOT be ranked, beginning Week 2




2012 Outdoor Track & Field, Week #1

Only those who score >0.01 pts are shown
D denotes multiple-event rule in affect

MEN

5



Texas

Big 12 Conference

▲ 2

Event	Scrd As	Athlete	Yr	Scored Mark	Date	Pl.	Pts.	Bonus	TOTAL
Scored bests come from CURRENT season									
▶ Steeple	42	Austin ROTH	SO	8:57.00	3/24/12		0.2	0.02	0.22
▶ LJ	40	Isaac MURPHY	JR	7.53m	24-8"	3/28/12	0.25	0.00	0.25
▶ SP	4	Jacob THORMAEHLEN	SR	19.65m	64-5"	3/24/12	24	2.85	26.85
▶ SP	28	Will SPENCE	FR	17.93m	58-10"	3/28/12	0.8	0.00	0.80
▶ DISC	4	Ryan CROUSER	FR	59.58m	195-5"	3/28/12	24	2.53	26.53
▶ DEC	2	Isaac MURPHY	JR	8,067		3/28/12	28	3.04	31.04
▶ DEC	8	Petter OLSON	FR	7,857		3/28/12	16	1.68	17.68
Scored bests come from PRE-SEASON DATA									
▶ 100m	35	Trevante RHODES	SR	10.33	3/25/11		0.45	0.05	0.50
▶ 200m	29	Trevante RHODES	SR	20.77w	3/25/11		0.75	0.28	1.03
▶ 1500m	34	Patrick MCGREGOR	JR	3:44.28	4/28/11		0.5	0.22	0.72
▶ 5000m	41	Ryan DOHNER	SO	13:56.94	4/14/11		0.225	0.00	0.22
▶ H110	3	Keiron STEWART	JR	13.38w	6/11/11		26	2.54	28.54
▶ H110	48	Jake WOHLFORD	SO	14.03	3/25/11		0.05	0.00	0.05
▶ H400	46	Keiron STEWART	JR	51.67	4/23/11		0.1	0.00	0.10
▶ 4x100	10			39.23	6/11/11		12	1.04	13.04
▶ 4x400	22			3:06.93	4/28/11		2	0.36	2.36
▶ PV	39	Kenny GREAVES	SR	5.20m	17-¾"	4/6/11	0.275	0.00	0.28
▶ LJ	2	Marquise GOODWIN	JR	8.17m	26-9"	5/13/11	28	3.33	31.33
▶ LJ	23	Mark JACKSON	SO	7.62mw	25-0"	4/23/11	1.5	0.24	1.74
▶ TJ	10	Mark JACKSON	SO	16.00m	52-6"	3/25/11	12	1.07	13.07
▶ SP	5	Hayden BAILLIO	JR	19.51m	64-¾"	4/28/11	22	2.43	24.43
▶ DEC	16	Kenny GREAVES	SR	7,583		5/13/11	5	0.83	5.83
Team Total								226.61	

6



Texas A&M

Big 12 Conference

unch

Event	Scrd As	Athlete	Yr	Scored Mark	Date	Pl.	Pts.	Bonus	TOTAL
Scored bests come from CURRENT season									
▶ 100m	42	Michael BRYAN	SO	10.36w	3/28/12		0.2	0.00	0.20
▶ 100m	46	Ameer WEBB	JR	10.37	3/28/12		0.1	0.00	0.10
▶ 200m	4	Ameer WEBB	JR	20.46	3/23/12		24	1.47	25.47
▶ 200m	12	Prezel HARDY, JR.	SO	20.59	3/23/12		9	0.84	9.84
▶ 200m	32	Michael BRYAN	SO	20.80	3/16/12		0.6	0.23	0.83
▶ 400m	21	Deon LENDORE	FR	46.20	3/23/12		2.5	0.40	2.90
▶ 800m	7	Michael PREBLE	SR	1:46.43	3/23/12		18	1.32	19.32
▶ 800m	18	Oscar RAMIREZ	SR	1:48.21	3/23/12		4	0.42	4.42
▶ 800m	47	James BONN	JR	1:49.26	3/23/12		0.075	0.14	0.21
▶ 5000m	32	Henry LELEI	JR	13:50.03	3/23/12		0.6	0.19	0.79
▶ DISC	13	Dalton ROWAN	FR	56.71m	186-0"	3/28/12	8	0.64	8.64
▶ JAV	3	Sam HUMPHREYS	JR	78.19m	256-6"	3/16/12	26	3.09	29.09
▶ JAV	45	Jon GOMEZ	SR	67.27m	220-8"	3/16/12	0.125	0.00	0.13
Scored bests come from PRE-SEASON DATA									
▶ 100m	5	Prezel HARDY, JR.	SO	10.13	4/23/11		22	1.34	23.34
▶ 400m	29	Michael PREBLE	SR	46.41	4/16/11		0.75	0.25	1.00
▶ 400m	30	Joey ROBERTS	SR	46.42	4/2/11		0.7	0.24	0.94
▶ 800m	10	Joey ROBERTS	SR	1:46.89	5/28/11		12	1.06	13.06
▶ 5000m	42	Kevin BURNETT	SR	13:57.91	5/28/11		0.2	0.00	0.20
▶ H110	8	Wayne DAVIS II	SO	13.54	6/11/11		16	1.35	17.35
▶ 4x100	2			38.38	6/11/11		28	2.95	30.95
▶ 4x400	1			3:00.45	4/6/11		30	3.23	33.23
▶ HJ	27	Cameron ALEXANDER	JR	2.15m	7-¾"	4/16/11	0.85	0.13	0.98
▶ HJ	27	Tyler LEE	SO	2.15m	7-¾"	3/25/11	0.85	0.13	0.98
▶ HT	40	Casey STRONG	SO	60.58m	198-9"	4/16/11	0.25	0.00	0.25
▶ DEC	39	William MARKERT	SO	7,032		4/6/11	0.275	0.00	0.28
Team Total								224.49	

"Scrd As", short for "Scored As", Standing used for place points portion of performance's score combining preseason data (when applied) to current season data

Numbers in BLACK are both the performance's actual NCAA rank AND "scored as" rank Numbers in RED indicate actual NCAA rank does not exist or is worse than "scored as" rank Numbers in BLUE indicate actual NCAA rank is better than "scored as" rank

USTFCCCA Non-Member

Non-Member Schools Will NOT be ranked, beginning Week 2



2012 Outdoor Track & Field, Week #1

Only those who score >0.01 pts are shown
D denotes multiple-event rule in affect

MEN

7



Texas Tech

Big 12 Conference

▼ 3

Event	Scrd As	Athlete	Yr	Scored	Mark	Date	Pl.	Pts.	Bonus	TOTAL
Scored bests come from CURRENT season										
▶ 200m	14	Gil ROBERTS	SR	20.61cA	20.54	3/24/12	D	7	0.75	2.75
▶ 400m	39	Isaiah GILL	JR	46.57cA	46.46	3/24/12		0.275	0.13	0.41
▶ H110	4	Shane BRATHWAITE	JR	13.43w		3/28/12		24	2.15	26.15
▶ H400	19	Shane BRATHWAITE	JR	50.90		3/16/12		3.5	0.44	3.94
▶ 4x100	10	Roberts, Henderson, Brathwaite, Gill		39.23		3/28/12		12	1.04	13.04
▶ PV	39	Jeremy DODDRIDGE	SO	5.20m	17-¾	3/24/12		0.275	0.00	0.28
▶ SP	43	Kole WELDON	FR	17.72m	58-1¾	3/16/12		0.175	0.00	0.17
▶ DISC	41	Kole WELDON	FR	54.36m	178-4	3/16/12		0.225	0.00	0.22
Scored bests come from PRE-SEASON DATA										
▶ 100m	42	Gil ROBERTS	SR	10.36w		4/2/11		0.2	0.00	0.20
▶ 400m	4	Gil ROBERTS	SR	45.22		6/11/11		24	1.86	25.86
▶ H110	11	Brandon TUCKER	SR	13.62w		4/22/11		10	0.93	10.93
▶ H110	15	Jamele MASON	SR	13.69w		4/2/11		6	0.61	6.61
▶ H400	2	Jamele MASON	SR	49.41		4/2/11		28	2.85	30.85
▶ 4x400	6			3:03.49		5/13/11		20	1.49	21.49
▶ PV	13	Kyal MEYERS	SO	5.35m	17-6¾	4/6/11		8	0.61	8.61
▶ LJ	3	Bryce LAMB	JR	8.15m	26-9	6/11/11		26	3.15	29.15
▶ TJ	8	Bryce LAMB	JR	16.07mw	52-8¾	5/28/11		16	1.32	17.32
Team Total										197.97

8



Southern California

Pacific-12 Conference

▲ 5

Event	Scrd As	Athlete	Yr	Scored	Mark	Date	Pl.	Pts.	Bonus	TOTAL
Scored bests come from CURRENT season										
▶ 100m	4	Aaron BROWN	SO	10.09w		3/28/12		24	1.77	25.77
▶ 200m	16	Devonte STEWART	FR	20.62		3/23/12		5	0.71	5.71
▶ 4x400	5	Nellum, Hughes, Wyatt, Mance		3:02.24		3/23/12		22	2.19	24.19
▶ HT	6	Daniel SZABO	FR	67.10m	220-1	3/23/12		20	1.89	21.89
Scored bests come from PRE-SEASON DATA										
▶ 200m	34	Bryshon NELLUM	JR	20.81		3/5/11		0.5	0.22	0.72
▶ 200m	38	Joey HUGHES	SR	20.84		5/6/11		0.3	0.17	0.47
▶ 400m	3	Joey HUGHES	SR	45.05		5/6/11		26	2.24	28.24
▶ 400m	5	Josh MANCE	SO	45.29		6/11/11		22	1.71	23.71
▶ 400m	9	Bryshon NELLUM	JR	45.56		5/6/11		14	1.16	15.16
▶ 800m	30	Blake SHAW	SR	1:48.81		4/30/11		0.7	0.26	0.96
▶ 1500m	20	Blake SHAW	SR	3:43.08		4/14/11		3	0.49	3.49
▶ H400	2	Reggie WYATT	JR	49.41		5/6/11		28	2.85	30.85
▶ 4x100	30			39.97		4/30/11		0.7	0.17	0.87
▶ HJ	43	Viktor FAJOYOMI	SO	2.14m	7-¾	4/30/11		0.175	0.02	0.19
▶ TJ	46	Viktor FAJOYOMI	SO	15.40m	50-6¾	5/28/11		0.1	0.00	0.10
▶ JAV	18	Cooper THOMPSON	SR	72.69m	238-6	5/6/11		4	0.50	4.50
Team Total										186.81

"Scrd As", short for "Scored As", Standing used for place points portion of performance's score combining preseason data (when applied) to current season data

Numbers in BLACK are both the performance's actual NCAA rank AND "scored as" rank Numbers in RED indicate actual NCAA rank does not exist or is worse than "scored as" rank Numbers in BLUE indicate actual NCAA rank is better than "scored as" rank

USTFCCCA Non-Member

Non-Member Schools Will NOT be ranked, beginning Week 2



2012 Outdoor Track & Field, Week #1

Only those who score >0.01 pts are shown
D denotes multiple-event rule in affect

MEN

9



Mississippi State

Southeastern Conference

▲ 5

Event	Scrd As	Athlete	Yr	Scored Mark	Date	Pl. Pts.	Bonus	TOTAL
Scored bests come from CURRENT season								
▶ 400m	17	Tavaris TATE	JR	46.07	3/23/12	4.5	0.49	4.99
▶ 4x100	9	Tate, Cherry, Samuels, Harris		39.17	3/28/12	14	1.14	15.14
▶ HJ	15	Marcus JACKSON	SO	2.20m 7-2½	3/15/12	6	0.67	6.67
▶ LJ	5	Jarrett SAMUELS	FR	7.98mw 26-2¼	3/28/12	22	1.85	23.85
▶ TJ	30	Jason HARPER	SO	15.61m 51-2½	3/31/12	0.7	0.19	0.89
▶ SP	28	Ed WESELA	SR	17.93m 58-10	3/23/12	0.8	0.00	0.80
Scored bests come from PRE-SEASON DATA								
▶ 100m	8	D'Angelo CHERRY	SR	10.15w	4/6/11	16	1.12	17.12
▶ 200m	44	Tavaris TATE	JR	20.87	3/26/11	0.15	0.12	0.27
▶ 200m	53	Garren HENDRICKS	JR	20.91	4/23/11		0.06	0.06
▶ 400m	20	James HARRIS	SO	46.19	5/11/11	3	0.40	3.40
▶ 400m	43	Daundre BARNABY	JR	46.60	4/15/11	0.175	0.11	0.29
▶ H110	42	Nathan ARNETT	JR	13.98	5/20/11	0.2	0.00	0.20
▶ H400	4	Emanuel MAYERS	SR	49.65	4/10/10	24	2.34	26.34
▶ H400	7	Nathan ARNETT	JR	50.27	5/21/11	18	1.30	19.30
▶ 4x400	3			3:01.56	6/11/11	26	2.59	28.59
▶ HJ	7	James HARRIS	SO	2.23m 7-3¾	3/26/11	18	1.23	19.23
Team Total								167.13

10



Arizona State

Pacific-12 Conference

▲ 10

Event	Scrd As	Athlete	Yr	Scored Mark	Date	Pl. Pts.	Bonus	TOTAL
Scored bests come from CURRENT season								
▶ 100m	37	Daniel AUBERRY	SR	10.34	3/23/12	0.35	0.01	0.36
▶ 200m	42	Ryan MILUS	SO	20.86	3/23/12	0.2	0.14	0.34
▶ 400m	47	Chris BURROWS	JR	46.66	3/16/12	0.075	0.07	0.14
▶ 800m	11	Mason MCHENRY	SR	1:47.60	3/23/12	10	0.67	10.67
▶ 4x100	13	Auberry, Burrows, Ross, Milus		39.38	3/23/12	8	0.78	8.78
▶ 4x400	11	Caesar, Burrows, Kline, Henry		3:05.29	3/16/12	10	0.81	10.81
▶ HJ	15	Bryan MCBRIDE	SO	2.20m 7-2½	3/23/12	6	0.67	6.67
▶ PV	4	Derick HINCH	SO	5.50m 18-½	3/23/12	24	2.12	26.12
▶ LJ	14	Chris BENARD	SR	7.73m 25-4¾	3/23/12	7	0.59	7.59
▶ HT	9	Jordan CLARKE	JR	64.90m 212-11	3/23/12	14	0.84	14.84
Scored bests come from PRE-SEASON DATA								
▶ 100m	3	Ryan MILUS	SO	10.07w	4/22/11	26	1.99	27.99
▶ 400m	22	William HENRY	SO	46.27	5/6/11	2	0.35	2.35
▶ 400m	23	Kelsey CAESAR	SR	46.29	4/30/11	1.5	0.33	1.83
▶ 5000m	37	Nick HAPPE	SO	13:54.15	4/14/11	0.35	0.00	0.35
▶ TJ	21	Chris BENARD	SR	15.75m 51-8¾	5/28/11	2.5	0.45	2.95
▶ SP	3	Jordan CLARKE	JR	19.75m 64-9¾	6/11/11	26	3.18	29.18
▶ DISC	14	Jordan CLARKE	JR	56.66m 185-10	4/22/11	7	0.62	7.62
▶ JAV	46	Marc PECK	SR	67.20m 220-5	5/6/11	0.1	0.00	0.10
▶ DEC	35	Jamie SANDYS	SR	7,061	3/31/11	0.45	0.00	0.45
Team Total								159.15

"Scrd As", short for "Scored As", Standing used for place points portion of performance's score combining preseason data (when applied) to current season data

Numbers in BLACK are both the performance's actual NCAA rank AND "scored as" rank Numbers in RED indicate actual NCAA rank does not exist or is worse than "scored as" rank Numbers in BLUE indicate actual NCAA rank is better than "scored as" rank

USTFCCCA Non-Member

Non-Member Schools Will NOT be ranked, beginning Week 2



USTFCCCA NCAA Division I National Team Computer Rankings

as of 4/3/2012 10:17:46 AM

2012 Outdoor Track & Field, Week #1

Only those who score >0.01 pts are shown
D denotes multiple-event rule in affect

MEN

11				Indiana		▼ 3	
				Big Ten Conference			
Event	Scrd As	Athlete	Yr	Scored Mark	Date	Pl. Pts.	Bonus TOTAL
Scored bests come from CURRENT season							
▶ HJ	18	Darius KING	SO	2.18m 7-1¾	3/28/12	4 0.45	4.45
▶ TJ	46	Rex PARKER	SR	15.40mw 50-6¾	3/28/12	0.1 0.00	0.10
▶ HT	46	Daniel GALOS	SR	59.97m 196-9	3/30/12	0.1 0.00	0.10
Scored bests come from PRE-SEASON DATA							
▶ 100m	23	Kind BUTLER	SR	10.23	5/13/11	1.5 0.48	1.98
▶ 200m	28	Kind BUTLER	SR	20.76	5/13/11	0.8 0.30	1.10
▶ 400m	27	Kind BUTLER	SR	46.37	4/16/11	0.85 0.27	1.12
▶ 1500m	11	Andrew BAYER	JR	3:41.87	4/10/10	10 0.92	10.92
▶ 5000m	19	Ben HUBERS	SR	13:43.06	6/11/11	3.5 0.54	4.04
▶ 5000m	26	Andrew BAYER	JR	13:45.75	3/26/10	0.9 0.41	1.31
▶ 10k	10	Andrew POORE	SR	28:48.02	3/25/11	D 12 1.12	3.12
▶ 10k	39	Zachary MAYHEW	JR	29:32.73	5/28/11	0.275 0.00	0.28
▶ Steeple	3	Andrew POORE	SR	8:36.40	6/11/11	26 2.61	28.61
▶ Steeple	4	De'Sean TURNER	SR	8:39.12	6/11/11	24 2.02	26.02
▶ Steeple	7	Adrien DANNEMILLER	SR	8:40.79	5/28/11	18 1.66	19.66
▶ Steeple	10	Andy WEATHERFORD	SR	8:46.62	5/28/11	12 0.77	12.77
▶ 4x100	8			39.12	6/11/11	16 1.23	17.23
▶ HJ	5	Derek DROUIN	SR	2.26m 7-5	6/12/10	22 1.90	23.90
▶ TJ	25	Olumide OLAMIGOKE	SR	15.64m 51-3¾	5/13/11	0.95 0.25	1.20
Team Total						157.89	

12				Arizona		▼ 1	
				Pacific-12 Conference			
Event	Scrd As	Athlete	Yr	Scored Mark	Date	Pl. Pts.	Bonus TOTAL
Scored bests come from CURRENT season							
▶ 1500m	24	Stephen SAMBU	SR	3:43.56	3/31/12	1 0.35	1.35
▶ HJ	9	Nick ROSS	JR	2.22m 7-3¾	3/31/12	14 1.01	15.01
▶ TJ	16	Jovon CUNNINGHAM	FR	15.83m 51-11¾	3/31/12	5 0.60	5.60
Scored bests come from PRE-SEASON DATA							
▶ 100m	46	Chris MCSWAIN	JR	10.37w	4/2/11	0.1 0.00	0.10
▶ 200m	48	Chris MCSWAIN	JR	20.88	5/6/11	0.05 0.11	0.16
▶ 800m	24	Abdi HASSAN	SR	1:48.68	4/30/11	1 0.30	1.30
▶ 800m	31	James EICHBERGER	JR	1:48.84	5/6/11	0.65 0.25	0.90
▶ 800m	34	Lawi LALANG	SO	1:48.88	4/2/11	0.5 0.24	0.74
▶ 1500m	8	Abdi HASSAN	SR	3:41.57	4/14/11	16 1.05	17.05
▶ 1500m	13	Lawi LALANG	SO	3:42.15	5/6/11	D 8 0.80	2.80
▶ 5000m	4	Lawi LALANG	SO	13:30.64	5/28/11	24 2.13	26.13
▶ 5000m	6	Stephen SAMBU	SR	13:34.19	4/14/11	D 20 1.59	3.59
▶ 10k	1	Stephen SAMBU	SR	27:28.64	5/1/11	30 5.88	35.88
▶ HJ	3	Edgar RIVERA-MORALES	JR	2.28m 7-5¾	4/14/11	26 2.53	28.53
▶ SP	11	Bozidar ANTUNOVIC	SO	18.86m 61-10¾	6/11/11	10 0.99	10.99
▶ HT	15	Tyler JOHNSON	JR	64.16m 210-6	5/28/11	6 0.55	6.55
Team Total						156.69	

"Scrd As", short for "Scored As", Standing used for place points portion of performance's score combining preseason data (when applied) to current season data

Numbers in BLACK are both the performance's actual NCAA rank AND "scored as" rank Numbers in RED indicate actual NCAA rank does not exist or is worse than "scored as" rank Numbers in BLUE indicate actual NCAA rank is better than "scored as" rank

USTFCCCA Non-Member

Non-Member Schools Will NOT be ranked, beginning Week 2



2012 Outdoor Track & Field, Week #1

Only those who score >0.01 pts are shown
D denotes multiple-event rule in affect

MEN

13



Baylor

Big 12 Conference

▼ 1

Event	Scrd As	Athlete	Yr	Scored Mark	Date	Pl.	Pts.	Bonus	TOTAL
Scored bests come from CURRENT season									
200m	9	Blake HERIOT	SO	20.55	3/23/12	14	1.03	15.03	
200m	37	Zwede HEWITT	SR	20.83	3/23/12	0.35	0.19	0.54	
800m	59	Patrick SCHOENBALL	FR	1:49.69	3/23/12		0.02	0.02	
Scored bests come from PRE-SEASON DATA									
100m	5	Woodrow RANDALL	SR	10.13w	4/6/11	22	1.34	23.34	
100m	19	Everett WALKER		10.20w	5/21/11	3.5	0.69	4.19	
200m	6	Everett WALKER		20.47w	5/21/11	20	1.42	21.42	
200m	19	Whitney PREVOST	SR	20.70	4/23/11	3.5	0.45	3.95	
200m	32	Woodrow RANDALL	SR	20.80	4/23/11	0.6	0.23	0.83	
400m	7	Zwede HEWITT	SR	45.51	6/11/11	18	1.23	19.23	
800m	19	James GILREATH	SR	1:48.24	5/13/11	3.5	0.42	3.92	
H400	18	Gabriel EL HANBLI	SO	50.77	4/27/11	4	0.61	4.61	
4x100	7			39.09	6/11/11	18	1.28	19.28	
4x400	4			3:01.77	4/6/11	24	2.46	26.46	
Team Total								142.83	

14



Mississippi

Southeastern Conference

▲ 7

Event	Scrd As	Athlete	Yr	Scored Mark	Date	Pl.	Pts.	Bonus	TOTAL
Scored bests come from CURRENT season									
100m	12	Isiah YOUNG	JR	10.16	3/23/12	9	1.02	10.02	
200m	7	Isiah YOUNG			3/31/12	18	1.32	19.32	
PV	18	Sam KENDRICKS	FR	5.30m	17-4½	3/31/12	4	0.31	4.31
TJ	6	Ricky ROBERTSON	JR	16.20m	53-1½	3/31/12	20	1.86	21.86
Scored bests come from PRE-SEASON DATA									
100m	12	Michael GRANGER	JR	10.16w	5/11/11	9	1.02	10.02	
H400	9	Carson BLANKS	SR	50.50	4/15/11	14	0.98	14.98	
4x100	27			39.88	4/23/11	0.85	0.25	1.10	
4x400	20			3:06.77	4/9/11	3	0.39	3.39	
HJ	2	Ricky ROBERTSON	JR	2.29m	7-6	5/11/11	28	2.85	30.85
LJ	10	Caleb LEE	SR	7.77mw	25-6	4/15/11	12	0.72	12.72
LJ	34	Ricky ROBERTSON	JR	7.58m	24-10½	4/9/11	0.5	0.12	0.62
TJ	11	Kentrell SANDERS	SO	15.97mw	52-4½	5/11/11	10	0.96	10.96
TJ	23	Morris KERSH	JR	15.74m	51-7½	4/9/11	1.5	0.43	1.93
Team Total								142.07	

15



Nebraska

Big Ten Conference

unch

Event	Scrd As	Athlete	Yr	Scored Mark	Date	Pl.	Pts.	Bonus	TOTAL
Scored bests come from CURRENT season									
H400	10	Miles UKAOMA	SO	50.52	3/23/12	12	0.95	12.95	
H400	41	Jodi-Rae BLACKWOOD	SO	51.58	3/23/12	0.225	0.00	0.22	
4x100	35	Carter, McKenzie, Phipps, Thompson		40.10	3/30/12	0.45	0.07	0.52	
DISC	3	Chad WRIGHT	SO	59.65m	195-8	3/23/12	26	2.60	28.60
DISC	5	Tyler HITCHLER	SR	59.13m	194-0	3/23/12	22	2.07	24.07
Scored bests come from PRE-SEASON DATA									
800m	33	Tommy BRINN	JR	1:48.87	5/13/11	0.55	0.24	0.79	
4x400	31			3:07.69	5/28/11	0.65	0.22	0.87	
PV	35	Nate POLACEK	SR	5.22m	17-1½	4/16/11	0.45	0.00	0.45
PV	39	Erik SUTTERFIELD	JR	5.20m	17-¾	5/7/11	0.275	0.00	0.28
LJ	8	Chris PHIPPS	SR	7.91mw	25-11½	5/13/11	16	1.41	17.41
LJ	18	Bobby CARTER	JR	7.68mw	25-2½	4/27/11	4	0.43	4.43
TJ	12	Chris PHIPPS	SR	15.92mw	52-2½	4/20/11	9	0.78	9.78
SP	7	Luke PINKELMAN	SR	19.17m	62-10½	5/13/11	18	1.67	19.67
SP	13	Tyler HITCHLER	SR	18.53m	60-9½	5/13/11	8	0.61	8.61
SP	39	Chad WRIGHT	SO	17.77m	58-3¾	5/1/11	0.275	0.00	0.28
DISC	42	Luke PINKELMAN	SR	54.34m	178-3	4/2/11	0.2	0.00	0.20
DEC	13	Bjorn BARREFORS	JR	7,651		6/11/11	8	1.00	9.00
Team Total								138.12	

"Scrd As", short for "Scored As", Standing used for place points portion of performance's score combining preseason data (when applied) to current season data

Numbers in BLACK are both the performance's actual NCAA rank AND "scored as" rank Numbers in RED indicate actual NCAA rank does not exist or is worse than "scored as" rank Numbers in BLUE indicate actual NCAA rank is better than "scored as" rank

USTFCCCA Non-Member

Non-Member Schools Will NOT be ranked, beginning Week 2



2012 Outdoor Track & Field, Week #1

Only those who score >0.01 pts are shown
D denotes multiple-event rule in affect

MEN

16



Oregon

Pacific-12 Conference

unch

Event	Scrd As	Athlete	Yr	Scored Mark	Date	Pl. Pts.	Bonus	TOTAL	
Scored bests come from CURRENT season									
▶ 800m	60	Russell HORNSBY	FR	1:49.70	3/23/12		0.02	0.02	
▶ H110	19	Johnathan CABRAL	FR	13.76	3/23/12	3.5	0.43	3.93	
▶ HT	26	Greg SKIPPER	FR	62.17m	203-11	3/18/12	0.9	0.07	0.97
▶ JAV	15	Sam CROUSER	FR	73.02m	239-7	3/23/12	6	0.58	6.58
▶ JAV	40	Ethan POWELL	SO	68.14m	223-6	3/23/12	0.25	0.00	0.25
Scored bests come from PRE-SEASON DATA									
▶ 400m	2	Mike BERRY	SO	44.91	5/6/11	28	2.55	30.55	
▶ 800m	2	Elijah GREER	JR	1:45.06	6/11/11	28	2.47	30.47	
▶ 800m	11	Travis THOMPSON	SR	1:47.60	5/28/10	10	0.67	10.67	
▶ 800m	14	Boru GUYOTA	SO	1:47.75	4/22/11	7	0.59	7.59	
▶ 800m	46	Mac FLEET	SO	1:49.19	4/10/10	0.1	0.16	0.26	
▶ 1500m	22	Mac FLEET	SO	3:43.21	5/16/10	2	0.45	2.45	
▶ 1500m	39	Trevor DUNBAR	SO	3:44.47	5/12/11	0.275	0.19	0.46	
▶ 5000m	18	Trevor DUNBAR	SO	13:42.53	5/1/11	4	0.57	4.57	
▶ 10k	3	Luke PUSKEDRA	SR	28:33.47	6/11/11	26	1.96	27.96	
▶ 10k	24	Parker STINSON	SO	29:14.35	3/25/11	1	0.33	1.33	
▶ H110	36	Eric HERSEY	SR	13.94	5/28/11	0.4	0.00	0.40	
▶ 4x100	33			40.09	5/6/11	0.55	0.08	0.63	
▶ 4x400	27			3:07.21	5/6/11	0.85	0.31	1.16	
▶ TJ	18	Brian SCHAUDT	SR	15.77mw	51-9	4/22/11	4	0.49	4.49
▶ JAV	49	Britton NELSON	SR	66.96m	219-8	3/20/10	0.025	0.00	0.03
Team Total								134.76	

17



Virginia Tech

Atlantic Coast Conference

▼ 7

Event	Scrd As	Athlete	Yr	Scored Mark	Date	Pl. Pts.	Bonus	TOTAL	
Scored bests come from CURRENT season									
▶ 100m	22	Keith RICKS	SR	10.22	3/23/12	2	0.55	2.55	
▶ 100m	40	Darrell WESH	SO	10.35	3/23/12	0.25	0.00	0.25	
▶ 200m	25	Keith RICKS	SR	20.75	3/23/12	0.95	0.31	1.26	
▶ 1500m	27	Chris WALIZER	SR	3:43.68	3/30/12	0.85	0.32	1.17	
▶ 5000m	31	William MULHERIN	JR	13:49.95	3/30/12	0.65	0.20	0.85	
▶ 5000m	44	Michael HAMMOND	JR	13:58.75	3/30/12	0.15	0.00	0.15	
▶ 4x100	36	Halim, Wesh, McCants, Ricks		40.11	3/23/12	0.4	0.06	0.46	
▶ PV	18	Joe DAVIS	SR	5.30m	17-4½	3/28/12	4	0.31	4.31
Scored bests come from PRE-SEASON DATA									
▶ 800m	42	Michael HAMMOND	SR	1:49.07	5/15/11	0.2	0.19	0.39	
▶ 800m	56	Tihut DEGFAE	JR	1:49.64	4/7/11		0.04	0.04	
▶ 1500m	25	Michael HAMMOND	SR	3:43.62	4/21/11	0.95	0.34	1.29	
▶ Steeple	11	Jason CUSACK	SR	8:47.29	4/21/11	10	0.70	10.70	
▶ HJ	21	Ronnie BLACK	JR	2.17m	7-1½	5/28/11	2.5	0.34	2.84
▶ PV	9	Hunter HALL	SR	5.40m	17-8½	4/13/11	14	0.93	14.93
▶ LJ	44	Jeff ARTIS-GRAY	JR	7.52m	24-8½	5/28/11	0.15	0.00	0.15
▶ TJ	4	Hasheem HALIM	SR	16.25m	53-3½	6/11/11	24	2.13	26.13
▶ HT	1	Alexander ZIEGLER	SR	72.69m	238-6	6/11/11	30	5.60	35.60
▶ HT	16	Denis MAHMIC	JR	63.51m	208-4	4/21/11	5	0.39	5.39
▶ JAV	5	Matthias TREFF	JR	77.88m	255-6	6/11/11	22	2.86	24.86
Team Total								133.33	

"Scrd As", short for "Scored As", Standing used for place points portion of performance's score combining preseason data (when applied) to current season data

Numbers in BLACK are both the performance's actual NCAA rank AND "scored as" rank Numbers in RED indicate actual NCAA rank does not exist or is worse than "scored as" rank Numbers in BLUE indicate actual NCAA rank is better than "scored as" rank

USTFCCCA Non-Member

Non-Member Schools Will NOT be ranked, beginning Week 2



2012 Outdoor Track & Field, Week #1

Only those who score >0.01 pts are shown
D denotes multiple-event rule in affect

MEN

18



Georgia

Southeastern Conference

▼ 9

Event	Scrd As	Athlete	Yr	Scored Mark	Date	Pl. Pts.	Bonus	TOTAL
-------	---------	---------	----	-------------	------	----------	-------	-------

Scored bests come from CURRENT season

► DISC	31	Burke MCCARTY	SO	55.11m	180-9	3/23/12	0.65	0.07	0.72
--------	----	---------------	----	--------	-------	---------	------	------	------

Scored bests come from PRE-SEASON DATA

► 200m	9	Torrin LAWRENCE	SR	20.55		4/15/11	14	1.03	15.03
► 200m	44	Waymon STOREY	SO	20.87		4/8/11	0.15	0.12	0.27
► 400m	11	Torrin LAWRENCE	SR	45.61		4/8/11	D	1.08	3.08
► 800m	37	Aaron EVANS	SR	1:48.93		4/27/11	0.35	0.23	0.58
► 1500m	70	Danny NEFF	JR	3:45.68		4/1/11		0.02	0.02
► H110	44	Cory HOLMAN	SR	13.99		5/14/10	0.15	0.00	0.15
► H400	25	Phillip ADAMS	SR	51.12		5/28/11	0.95	0.30	1.25
► Steeple	9	Matt CLEAVER	SR	8:45.01		5/28/11	14	0.99	14.99
► 4x100	28			39.91		4/27/11	0.8	0.22	1.02
► 4x400	25			3:07.16		5/28/11	0.95	0.32	1.27
► PV	28	John SMITH	SR	5.25m	17-2½	4/8/11	0.8	0.02	0.82
► LJ	37	Michael AYERS	SR	7.54m	24-9	5/11/11	0.35	0.00	0.35
► TJ	9	Aaron LAGARDE	SR	16.04m	52-7½	4/8/11	14	1.21	15.21
► SP	42	Caleb WHITENER	SO	17.74m	58-2½	4/23/11	0.2	0.00	0.20
► DISC	22	Justin WELCH	SO	55.68m	182-8	3/25/11	2	0.28	2.28
► HT	3	Justin WELCH	SO	68.63m	225-2	4/27/11	26	2.77	28.77
► JAV	6	Brian MOORE	SR	75.66m	248-2	5/11/11	20	1.64	21.64
► DEC	7	Michael AYERS	SR	7,903		6/11/11	18	1.90	19.90
► DEC	17	Cory HOLMAN	SR	7,500		5/14/10	4.5	0.63	5.13
Team Total									132.69

19



Stanford

Pacific-12 Conference

▼ 2

Event	Scrd As	Athlete	Yr	Scored Mark	Date	Pl. Pts.	Bonus	TOTAL
-------	---------	---------	----	-------------	------	----------	-------	-------

Scored bests come from CURRENT season

► HJ	27	Jules SHARPE	JR	2.15m	7-½	3/28/12	0.85	0.13	0.98
------	----	--------------	----	-------	-----	---------	------	------	------

Scored bests come from PRE-SEASON DATA

► 400m	34	Amaechi MORTON	SR	46.52		5/1/11	0.5	0.17	0.67
► 800m	49	Dylan FERRIS	SR	1:49.51		5/1/11	0.025	0.07	0.10
► 800m	50	Andrew BERBERICK	JR	1:49.54		5/1/11	0.01	0.06	0.07
► 1500m	29	Andrew BERBERICK	JR	3:44.13		4/16/11	0.75	0.24	0.99
► 1500m	49	Michael ATCHOO	SO	3:44.98		5/1/11	0.025	0.12	0.14
► 5000m	3	Chris DERRICK	SR	13:29.74		5/1/11	D	2.27	4.27
► 5000m	28	Miles UNTERREINER	SR	13:46.71		5/1/11	0.8	0.36	1.16
► 10k	2	Chris DERRICK	SR	28:26.65		6/11/11	28	2.36	30.36
► 10k	13	Kevin HAVEL	SR	28:56.57		5/1/11	8	0.74	8.74
► 10k	23	Brendan GREGG	SR	29:11.90		5/1/11	1.5	0.37	1.87
► 10k	25	Miles UNTERREINER	SR	29:14.46		5/28/11	0.95	0.33	1.28
► H400	1	Amaechi MORTON	SR	49.08		6/11/11	30	3.55	33.55
► Steeple	5	Benjamin JOHNSON	SR	8:40.32		6/11/11	22	1.76	23.76
► 4x400	35			3:08.13		5/28/11	0.45	0.14	0.59
► PV	39	Corey DYSICK	SR	5.20m	17-¾	4/16/11	0.275	0.00	0.28
► SP	38	Geoffrey TABOR	JR	17.79m	58-4½	5/6/11	0.3	0.00	0.30
► DISC	10	Geoffrey TABOR	JR	57.76m	189-6	5/6/11	12	1.09	13.09

Team Total

122.19

"Scrd As", short for "Scored As", Standing used for place points portion of performance's score combining preseason data (when applied) to current season data

Numbers in BLACK are both the performance's actual NCAA rank AND "scored as" rank Numbers in RED indicate actual NCAA rank does not exist or is worse than "scored as" rank Numbers in BLUE indicate actual NCAA rank is better than "scored as" rank

USTFCCCA Non-Member

Non-Member Schools Will NOT be ranked, beginning Week 2



2012 Outdoor Track & Field, Week #1

Only those who score >0.01 pts are shown
D denotes multiple-event rule in affect

MEN

20



Iowa

Big Ten Conference

▼ 2

Event	Scrd As	Athlete	Yr	Scored Mark	Date	Pl. Pts.	Bonus	TOTAL
-------	---------	---------	----	-------------	------	----------	-------	-------

Scored bests come from CURRENT season

► DISC	14	Gabe HULL	FR	56.66m	185-10	3/30/12	7	0.62	7.62
--------	----	-----------	----	--------	--------	---------	---	------	------

Scored bests come from PRE-SEASON DATA

► 100m	21	Justin AUSTIN	JR	10.21		5/13/11	2.5	0.62	3.12
► 200m	4	Justin AUSTIN	JR	20.46		5/13/11	24	1.47	25.47
► 800m	15	Erik SOWINSKI	SR	1:47.83		6/11/11	6	0.54	6.54
► 1500m	59	Jeff THODE	JR	3:45.30		5/28/11		0.07	0.07
► H110	18	Ethan HOLMES	JR	13.73		5/13/11	4	0.50	4.50
► H110	24	Jordan MULLEN	JR	13.79		4/15/11	1	0.35	1.35
► H400	14	Ethan HOLMES	JR	50.65		5/13/11	7	0.78	7.78
► H400	25	D'Juan RICHARDSON	SR	51.12		4/15/11	0.95	0.30	1.25
► 4x100	26			39.86		4/7/11	0.9	0.27	1.17
► 4x400	12			3:05.64		6/11/11	9	0.68	9.68
► HJ	43	Jeffery HERRON	SR	2.14m	7-¼	6/11/11	0.175	0.02	0.19
► TJ	2	Troy DORIS	SR	16.37mw	53-8½	5/13/11	28	2.77	30.77
► HT	37	Matt BANSE	SR	60.94m	199-11	5/13/11	0.35	0.00	0.35
► HT	43	Ben STANCOMBE	JR	60.20m	197-6	4/7/11	0.175	0.00	0.17
► JAV	8	Matt BYERS	JR	74.89m	245-8	4/2/11	16	1.25	17.25

Team Total 117.29

21



Auburn

Southeastern Conference

▲ 3

Event	Scrd As	Athlete	Yr	Scored Mark	Date	Pl. Pts.	Bonus	TOTAL
-------	---------	---------	----	-------------	------	----------	-------	-------

Scored bests come from CURRENT season

► 4x100	1	Rowland, Adams, DeHaven, Brock		38.30	3/28/12	30	3.16	33.16
---------	---	--------------------------------	--	-------	---------	----	------	-------

Scored bests come from PRE-SEASON DATA

► 100m	14	Marcus ROWLAND	JR	10.17		5/16/10	7	0.91	7.91
► 100m	17	Keenan BROCK	SO	10.19w		5/11/11	4.5	0.76	5.26
► 100m	17	Harry ADAMS	SR	10.19		5/11/11	4.5	0.76	5.26
► 200m	24	Harry ADAMS	SR	20.74		3/26/11	1	0.33	1.33
► 200m	29	Keenan BROCK	SO	20.77		4/15/11	0.75	0.28	1.03
► 200m	53	Marcus ROWLAND	JR	20.91		5/15/10		0.06	0.06
► HJ	9	DJ SMITH	SO	2.22m	7-3¼	4/27/11	14	1.01	15.01
► SP	2	Stephen SAENZ	SO	19.82m	65-½	5/28/11	28	3.41	31.41
► SP	25	Marcus POPENFOOSE	SO	18.10m	59-4¼	5/28/11	0.95	0.12	1.07
► DISC	19	Stephen SAENZ	SO	55.92m	183-5	3/26/11	3.5	0.36	3.86
► DISC	33	Marcus POPENFOOSE	SO	54.84m	179-11	5/11/11	0.55	0.00	0.55

Team Total 105.92

22



Princeton

Ivy League

unch

Event	Scrd As	Athlete	Yr	Scored Mark	Date	Pl. Pts.	Bonus	TOTAL
-------	---------	---------	----	-------------	------	----------	-------	-------

Scored bests come from CURRENT season

► 1500m	21	Donn CABRAL	SR	3:43.11c	4:00.96(1)	3/23/12	D	2.5	0.48	2.48
► 1500m	33	Trevor VAN ACKEREN	SR	3:44.26		3/30/12	0.55	0.22	0.77	
► 5000m	34	Joe STILIN	SR	13:51.17		3/30/12	0.5	0.14	0.64	
► TJ	21	Damon MCLEAN	SO	15.75m	51-8¼	3/23/12	2.5	0.45	2.95	
► HT	2	Conor MCCULLOUGH	SO	71.47m	234-5	3/23/12	28	4.75	32.75	

Scored bests come from PRE-SEASON DATA

► 800m	20	Russell DINKINS	JR	1:48.26	6/11/11	3	0.41	3.41	
► 1500m	43	Joe STILIN	SR	3:44.69	5/14/11	0.175	0.16	0.33	
► 5000m	11	Donn CABRAL	SR	13:40.62	6/11/11	D	10	0.76	2.76
► 10k	19	Brian LEUNG	SR	29:09.94	3/25/11	3.5	0.41	3.91	
► Steeple	1	Donn CABRAL	SR	8:32.14	6/11/11	30	3.55	33.55	
► 4x400	15			3:05.86	5/28/11	6	0.60	6.60	
► PV	18	David SLOVENSKI	SR	5.30m	17-4½	3/18/11	4	0.31	4.31

Team Total 94.47

"Scrd As", short for "Scored As", Standing used for place points portion of performance's score combining preseason data (when applied) to current season data

Numbers in BLACK are both the performance's actual NCAA rank AND "scored as" rank Numbers in RED indicate actual NCAA rank does not exist or is worse than "scored as" rank Numbers in BLUE indicate actual NCAA rank is better than "scored as" rank

USTFCCCA Non-Member

Non-Member Schools Will NOT be ranked, beginning Week 2



2012 Outdoor Track & Field, Week #1

Only those who score >0.01 pts are shown
D denotes multiple-event rule in affect

MEN

23



Oklahoma

Big 12 Conference

unch

Event	Scrd As	Athlete	Yr	Scored Mark	Date	Pl. Pts.	Bonus	TOTAL	
Scored bests come from CURRENT season									
▶ H400	28	Eric CRAY	SR	51.15	3/28/12	0.8	0.28	1.08	
▶ 4x400	33	Baker, Cray, Wood, Anderson		3:07.80	3/28/12	0.55	0.20	0.75	
▶ LJ	40	Alex MADKINS	SR	7.53m	24-8½	3/24/12	0.25	0.00	0.25
▶ DISC	2	Luke BRYANT	SR	60.47m	198-4	3/17/12	28	3.44	31.44
Scored bests come from PRE-SEASON DATA									
▶ 800m	55	Patrick CASEY	JR	1:49.61	5/11/11		0.04	0.04	
▶ 1500m	7	Patrick CASEY	JR	3:41.34	5/1/11	18	1.15	19.15	
▶ 1500m	12	Riley MASTERS	SR	3:42.01	6/12/10	9	0.86	9.86	
▶ 1500m	44	Eric HARASYN	SR	3:44.70	5/16/10	0.15	0.16	0.31	
▶ 1500m	52	George ALEX	SR	3:45.02	4/22/11		0.11	0.11	
▶ 5000m	12	George ALEX	SR	13:40.73	5/1/11	9	0.75	9.75	
▶ 5000m	13	Kevin SCHWAB	SR	13:40.81	5/1/11	8	0.74	8.74	
▶ 5000m	21	Kevin WILLIAMS	JR	13:44.58	5/1/11	2.5	0.46	2.96	
▶ 5000m	35	Bill KOGEL	JR	13:51.24	5/1/11	0.45	0.14	0.59	
▶ 10k	14	Kevin SCHWAB	SR	28:59.67	5/13/11	D	7	0.63	2.63
▶ 10k	18	George ALEX	SR	29:09.40	5/13/11	D	4	0.42	2.42
▶ 10k	30	Bill KOGEL	JR	29:22.09	5/13/11	0.7	0.18	0.88	
▶ 4x100	22			39.76	5/13/11	2	0.35	2.35	
Team Total								93.32	

24



Wisconsin

Big Ten Conference

▼ 5

Event	Scrd As	Athlete	Yr	Scored Mark	Date	Pl. Pts.	Bonus	TOTAL	
Scored bests come from PRE-SEASON DATA									
▶ 800m	35	Zach MELLON	SO	1:48.91	4/14/11	0.45	0.23	0.68	
▶ 1500m	18	Rob FINNERTY	JR	3:42.79	4/14/11	4	0.57	4.57	
▶ 1500m	40	Reed CONNOR	SO	3:44.52	4/14/11	0.25	0.18	0.43	
▶ 5000m	7	Mohammed AHMED	JR	13:34.23	5/28/11	18	1.59	19.59	
▶ 5000m	30	Reed CONNOR	SO	13:48.59	5/28/11	0.7	0.27	0.97	
▶ 10k	7	Elliot KRAUSE	JR	28:43.34	4/14/11	18	1.39	19.39	
▶ 10k	16	Mohammed AHMED	JR	29:08.29	5/13/11	D	5	0.44	2.44
▶ 10k	22	Maverick DARLING	JR	29:11.34	5/13/11	2	0.39	2.39	
▶ Steeple	15	Drew SHIELDS	JR	8:49.12	4/14/11	6	0.57	6.57	
▶ Steeple	26	Alexander BRILL	SO	8:52.23	5/28/11	0.9	0.35	1.25	
▶ PV	13	Mickey DEFILIPPO	SR	5.35m	17-6½	5/6/11	8	0.61	8.61
▶ DISC	7	Danny BLOCK	SO	58.68m	192-6	5/6/11	18	1.73	19.73
▶ DEC	22	Dave GRZESIAK	SR	7,352	4/22/11	2	0.27	2.27	
▶ DEC	25	Derek STEINBACH	SR	7,310	4/22/11	0.95	0.17	1.12	
Team Total								90.00	

25



Kansas

Big 12 Conference

▲ 1

Event	Scrd As	Athlete	Yr	Scored Mark		Date	Pl. Pts.	Bonus	TOTAL
Scored bests come from CURRENT season									
▶ H400	29	Michael STIGLER	SO	51.16		3/28/12	0.75	0.27	1.02
▶ 4x400	48	Clemons, Stigler, Hester, McCuin		3:09.41		3/28/12	0.05	0.00	0.05
▶ PV	18	Alex BISHOP	JR	5.30m	17-4½	3/28/12	4	0.31	4.31
▶ DISC	1	Mason FINLEY	JR	61.40m	201-5	3/24/12	30	4.39	34.39
Scored bests come from PRE-SEASON DATA									
▶ 400m	19	Kyle CLEMONS	JR	46.11		6/11/11	3.5	0.46	3.96
▶ 1500m	47	Don WASINGER	SR	3:44.89		4/20/11	0.075	0.13	0.21
▶ SP	1	Mason FINLEY	JR	19.84m	65-1½	4/20/11	30	3.48	33.48
▶ JAV	11	Johannes SWANEPOEL	SO	73.60m	241-5	4/20/11	10	0.73	10.73
Team Total									88.15

"Scrd As", short for "Scored As", Standing used for place points portion of performance's score combining preseason data (when applied) to current season data

Numbers in BLACK are both the performance's actual NCAA rank AND "scored as" rank Numbers in RED indicate actual NCAA rank does not exist or is worse than "scored as" rank Numbers in BLUE indicate actual NCAA rank is better than "scored as" rank

USTFCCCA Non-Member

Non-Member Schools Will NOT be ranked, beginning Week 2



2012 Outdoor Track & Field, Week #1

Only those who score >0.01 pts are shown
D denotes multiple-event rule in affect

MEN

26



BYU

West Coast Conference

▲ 1

Event	Scrd As	Athlete	Yr	Scored Mark	Date	Pl. Pts.	Bonus	TOTAL	
Scored bests come from CURRENT season									
▶ 400m	52	Cade LINDAHL	SR	46.71	3/23/12		0.03	0.03	
▶ 800m	27	Ryan WAITE	SR	1:48.74	3/23/12	0.85	0.28	1.13	
▶ H400	16	Chris CARTER	SR	50.75	3/28/12	5	0.64	5.64	
▶ 4x400	35	McAllister, Atrice, Carter, Lindahl		3:08.13	3/28/12	0.45	0.14	0.59	
▶ PV	4	Victor WEIRICH	JR	5.50m	18-½	3/28/12	24	2.12	26.12
▶ DEC	40	Kevin NIELSEN	SO	7,030	3/15/12	0.25	0.00	0.25	
Scored bests come from PRE-SEASON DATA									
▶ 800m	21	Justin HEDIN	SR	1:48.52	6/11/11	2.5	0.34	2.84	
▶ 800m	24	Miles BATTY	SR	1:48.68	5/4/11	1	0.30	1.30	
▶ 1500m	1	Miles BATTY	SR	3:36.25	4/14/11	30	3.41	33.41	
▶ 1500m	31	Travis FULLER	JR	3:44.20	5/4/11	0.65	0.23	0.88	
▶ 10k	32	Jared WARD	SO	29:25.00	4/14/11	0.6	0.13	0.73	
▶ 10k	47	Rex SHIELD	JR	29:40.78	4/14/11	0.075	0.00	0.08	
▶ Steeple	14	Jacob COSBY	JR	8:48.64	5/28/11	7	0.61	7.61	
▶ Steeple	36	Josh ADAMS	SR	8:55.59	5/11/11	0.4	0.12	0.52	
▶ JAV	24	Chris RENO	SR	71.46m	234-5	5/11/11	1	0.18	1.18
Team Total								82.29	

27



Oklahoma State

Big 12 Conference

▲ 4

Event	Scrd As	Athlete	Yr	Scored Mark		Date	Pl. Pts.	Bonus	TOTAL	
Scored bests come from CURRENT season										
▶ HT	8	Nick MILLER	FR	65.09m	213-6	3/28/12	16	0.93	16.93	
Scored bests come from PRE-SEASON DATA										
▶ 1500m	14	Thomas FARRELL	JR	3:42.23		4/22/11	D	7	0.77	2.77
▶ 1500m	16	Raul BOTEZAN	JR	3:42.68		5/1/11		5	0.60	5.60
▶ 1500m	30	German FERNANDEZ	JR	3:44.18		5/1/11		0.7	0.23	0.93
▶ 5000m	1	Thomas FARRELL	JR	13:26.59		5/1/11		30	2.75	32.75
▶ 10k	9	Colby LOWE	SR	28:45.91		3/25/11		14	1.24	15.24
▶ 10k	17	Shadrack KIPCHIRCHIR	JR	29:08.64		5/28/11		4.5	0.44	4.94
▶ HJ	43	Taylor BUCK	SO	2.14m	7-¼	5/6/11		0.175	0.02	0.19
Team Total									79.36	

28



Ohio State

Big Ten Conference

▼ 3

Event	Scrd As	Athlete	Yr	Scored Mark	Date	Pl. Pts.	Bonus	TOTAL	
Scored bests come from CURRENT season									
▶ DEC	18	Heath NICKLES		7,451	3/28/12	4	0.51	4.51	
Scored bests come from PRE-SEASON DATA									
▶ 400m	14	Thomas MURDAUGH	SR	45.81	4/2/11	7	0.79	7.79	
▶ 1500m	41	Cory LESLIE	SR	3:44.60	4/23/11	0.225	0.17	0.40	
▶ H110	42	Demoye BOGLE	SO	13.98	5/28/11	0.2	0.00	0.20	
▶ H400	42	Marcus BROOKS	JR	51.59	4/2/11	0.2	0.00	0.20	
▶ Steeple	6	Cory LESLIE	SR	8:40.49	5/28/11	20	1.72	21.72	
▶ 4x400	18			3:06.45	5/13/11	4	0.45	4.45	
▶ LJ	6	Mike HARTFIELD	SR	7.95mw	26-1	4/27/11	20	1.66	21.66
▶ LJ	19	Korbin SMITH	JR	7.65mw	25-1¼	4/2/11	3.5	0.34	3.84
▶ LJ	48	Stephen MACDONALD	SR	7.51mw	24-7¾	4/27/11	0.05	0.00	0.05
▶ TJ	14	Mike HARTFIELD	SR	15.89mw	52-1¼	5/13/11	7	0.71	7.71
▶ SP	26	Matt DECHANT	SR	18.09m	59-4¼	4/2/11	0.9	0.11	1.01
▶ HT	28	Max MAYS	SR	61.85m	202-11	4/2/11	0.8	0.00	0.80
Team Total								74.32	

29



Illinois

Big Ten Conference

▼ 1

Event	Scrd As	Athlete	Yr	Scored Mark		Date	Pl. Pts.	Bonus	TOTAL
Scored bests come from CURRENT season									
▶ HT	19	Davis FRAKER	FR	63.18m	207-3	3/23/12	3.5	0.31	3.81
Scored bests come from PRE-SEASON DATA									
▶ H110	2	Andrew RILEY	SR	13.32		5/28/11	28	3.02	31.02
▶ Steeple	12	Kyle ENGNELL	SR	8:48.45		4/14/11	9	0.62	9.62
▶ Steeple	41	Chris DESILVA	SR	8:56.87		5/28/11	0.225	0.03	0.26
▶ 4x100	4			38.72		6/11/11	24	2.05	26.05
Team Total									70.77

"Scrd As", short for "Scored As", Standing used for place points portion of performance's score combining preseason data (when applied) to current season data

Numbers in BLACK are both the performance's actual NCAA rank AND "scored as" rank Numbers in RED indicate actual NCAA rank does not exist or is worse than "scored as" rank Numbers in BLUE indicate actual NCAA rank is better than "scored as" rank

USTFCCCA Non-Member

Non-Member Schools Will NOT be ranked, beginning Week 2



2012 Outdoor Track & Field, Week #1

Only those who score >0.01 pts are shown
D denotes multiple-event rule in affect

MEN

30



UCLA

Pacific-12 Conference

▲ 7

Event	Scrd As	Athlete	Yr	Scored Mark	Date	Pl. Pts.	Bonus	TOTAL
Scored bests come from CURRENT season								
▶ PV	3	Michael WOEPSE	SO	5.55m	18-2½	3/24/12	26 2.98	28.98
▶ DISC	25	Matthew KOSECKI	SO	55.41m	181-9	3/24/12	0.95 0.18	1.13
▶ DISC	36	Tom NAGENGAST	SR	54.59m	179-1	3/24/12	0.4 0.00	0.40
▶ JAV	31	Derek EAGER	FR	70.03m	229-9	3/24/12	0.65 0.00	0.65

Scored bests come from PRE-SEASON DATA								
▶ 200m	25	Maxwell DYCE	JR	20.75		5/6/11	0.95 0.31	1.26
▶ H400	34	David KLARER	JR	51.45		4/30/11	0.5 0.08	0.58
▶ Steeple	48	David MCDONALD	JR	8:59.30		4/30/11	0.05 0.00	0.05
▶ 4x100	15			39.45		6/11/11	6 0.66	6.66
▶ PV	28	Casey DICESARE	SR	5.25m	17-2½	3/25/11	0.8 0.02	0.82
▶ HT	4	Alec FALDERMEYER	SO	68.20m	223-9	5/6/11	24 2.47	26.47
▶ DEC	24	Trent PEREZ	SR	7,315		5/6/11	1 0.18	1.18
▶ DEC	28	Marcus NILSSON	SO	7,253		5/6/11	0.8 0.03	0.83
▶ DEC	31	Dominic GIOVANNONI	JR	7,192		4/7/11	0.65 0.00	0.65

Team Total 69.65

31



Duke

Atlantic Coast Conference

▲ 4

Event	Scrd As	Athlete	Yr	Scored Mark	Date	Pl. Pts.	Bonus	TOTAL
Scored bests come from CURRENT season								
▶ 1500m	28	Domenick DEMATTEO	SO	3:43.91	3/30/12	0.8	0.27	1.07
Scored bests come from PRE-SEASON DATA								
▶ 5000m	45	Josh LUND	SR	13:58.87	4/21/11	0.125	0.00	0.13
▶ HJ	6	Tanner ANDERSON	SO	2.24m	7-4¼	5/13/11	20 1.44	21.44
▶ SP	34	Michael BARBAS	SR	17.86m	58-7¼	4/1/11	0.5 0.00	0.50
▶ DISC	27	Austin GAMBLE	JR	55.31m	181-5	4/28/11	0.85 0.14	0.99
▶ DEC	1	Curtis BEACH	SO	8,084		6/11/11	30 3.16	33.16

Team Total 57.29

32



Penn State

Big Ten Conference

▼ 3

Event	Scrd As	Athlete	Yr	Scored Mark	Date	Pl. Pts.	Bonus	TOTAL
Scored bests come from PRE-SEASON DATA								
▶ 200m	56	Brady GEHRET	SO	20.93	4/1/11		0.03	0.03
▶ 400m	51	Brady GEHRET	SO	46.69	4/15/11		0.05	0.05
▶ 800m	3	Casimir LOXSOM	JR	1:45.31	6/11/11	26	2.25	28.25
▶ 800m	32	Owen DAWSON	SR	1:48.85	4/10/10	0.6	0.25	0.85
▶ 1500m	66	Owen DAWSON	SR	3:45.42	4/3/10		0.06	0.06
▶ 4x400	26			3:07.19	4/1/11	0.9	0.31	1.21
▶ HJ	43	Sean REILLY	JR	2.14m	7-¼	5/7/11	0.175 0.02	0.19
▶ LJ	23	Doug MOPPERT	SR	7.62mw	25-0	5/7/11	1.5 0.24	1.74
▶ TJ	20	Hanif JOHNSON	SR	15.76m	51-8½	4/1/11	3 0.47	3.47
▶ SP	9	Joe KOVACS	SR	19.06m	62-6½	6/11/11	14 1.42	15.42
▶ DISC	18	Joe KOVACS	SR	56.08m	184-0	4/23/11	4 0.42	4.42
▶ DISC	35	Will BARR	SO	54.63m	179-2	4/28/11	0.45 0.00	0.45
▶ HT	32	Joe KOVACS	SR	61.50m	201-9	4/15/11	0.6 0.00	0.60
▶ DEC	36	Anyu UZOH	SR	7,045	4/28/11	0.4	0.00	0.40

Team Total 57.14

33



Clemson

Atlantic Coast Conference

▲ 1

Event	Scrd As	Athlete	Yr	Scored Mark	Date	Pl. Pts.	Bonus	TOTAL
Scored bests come from CURRENT season								
▶ 200m	40	Warren FRASER	JR	20.85	3/31/12	0.25	0.16	0.41
▶ H110	28	Charlton ROLLE	SR	13.87	3/31/12	0.8	0.15	0.95
▶ H110	36	Marcus MAXEY	JR	13.94	3/31/12	0.4	0.00	0.40
▶ H400	32	Spencer ADAMS	JR	51.43	3/31/12	0.6	0.09	0.69
▶ TJ	25	Shai CARPENTER	FR	15.64m	51-3¾	3/31/12	0.95 0.25	1.20
Scored bests come from PRE-SEASON DATA								
▶ 100m	5	Justin MURDOCK	SR	10.13	5/13/11	22	1.34	23.34
▶ 100m	28	Warren FRASER	JR	10.28	5/7/11	0.8	0.22	1.02
▶ 800m	50	Chris SLATE	SR	1:49.54	4/21/11	0.01	0.06	0.07
▶ H110	9	Spencer ADAMS	JR	13.55	5/28/11	14	1.29	15.29
▶ 4x100	19			39.50	6/11/11	3.5	0.58	4.08
▶ 4x400	13			3:05.73	5/28/11	8	0.65	8.65
▶ LJ	33	Will ROBINSON	JR	7.59mw	24-11	5/13/11	0.55 0.15	0.70

Team Total 56.80

"Scrd As", short for "Scored As", Standing used for place points portion of performance's score combining preseason data (when applied) to current season data

Numbers in BLACK are both the performance's actual NCAA rank AND "scored as" rank Numbers in RED indicate actual NCAA rank does not exist or is worse than "scored as" rank Numbers in BLUE indicate actual NCAA rank is better than "scored as" rank

USTFCCCA Non-Member

Non-Member Schools Will NOT be ranked, beginning Week 2



2012 Outdoor Track & Field, Week #1

Only those who score >0.01 pts are shown
D denotes multiple-event rule in affect

MEN

34



NC State

Atlantic Coast Conference

▲ 14

Event	Scrd As	Athlete	Yr	Scored Mark	Date	Pl. Pts.	Bonus	TOTAL
Scored bests come from CURRENT season								
HJ	13	Kris KORNEGAY-GOBER	JR	2.21m	7-3	3/30/12	8 0.80	8.80
DISC	11	Nathaniel WILLIAMS	SO	57.63m	189-1	3/30/12	10 1.00	11.00

Scored bests come from PRE-SEASON DATA								
100m	46	TJ GRAHAM	JR	10.37	4/21/11	0.1	0.00	0.10
1500m	4	Ryan HILL	JR	3:40.80	5/14/11	24	1.39	25.39
1500m	57	Andrew COLLEY	SO	3:45.24	5/14/11		0.08	0.08
5000m	5	Ryan HILL	JR	13:31.67	5/1/11	D 22	1.98	3.98
5000m	22	Andrew COLLEY	SO	13:44.79	5/1/11	2	0.45	2.45
5000m	46	Adam HENKEN	SR	13:58.95	3/25/11	0.1	0.00	0.10
10k	40	Adam HENKEN	SR	29:34.86	5/28/11	0.25	0.00	0.25
10k	46	Ryan HILL	JR	29:39.56	4/21/11	0.1	0.00	0.10
Steeple	28	Brian HIMELRIGHT	JR	8:52.58	5/1/11	0.8	0.33	1.13
4x100	38			40.19	5/7/11	0.3	0.00	0.30

Team Total 53.68

35



Oral Roberts

The Summit League

▼ 5

Event	Scrd As	Athlete	Yr	Scored Mark	Date	Pl. Pts.	Bonus	TOTAL
Scored bests come from PRE-SEASON DATA								
H400	22	Jeffery GIBSON	JR	50.99	5/28/11	2	0.38	2.38
4x400	32			3:07.71	4/2/11	0.6	0.22	0.82
PV	1	Jack WHITT	JR	5.60m	18-4½	30	3.84	33.84
PV	28	Dustin GEHRKE	JR	5.25m	17-2½	0.8	0.02	0.82
LJ	9	Clive CHAFAUSIPO	SR	7.83m	25-8½	14	0.91	14.91
TJ	34	Timothy JONES	JR	15.55mw	51-¼	0.5	0.09	0.59

Team Total 53.35

36



Kansas State

Big 12 Conference

▼ 3

Event	Scrd As	Athlete	Yr	Scored Mark	Date	Pl. Pts.	Bonus	TOTAL
Scored bests come from CURRENT season								
JAV	37	Tomas KIRIELIUS	JR	68.89m	226-0	3/23/12	0.35 0.00	0.35
JAV	49	Ivan HARTUNG	FR	66.96m	219-8	3/17/12	0.025 0.00	0.03

Scored bests come from PRE-SEASON DATA								
200m	38	Martynas JURGILAS	SR	20.84	5/7/11	0.3	0.17	0.47
200m	58	Carlos RODRIGUEZ	SO	20.94	#####		0.01	0.01
H110	24	Mantas SILKAUSKAS	SR	13.79	5/7/11	1	0.35	1.35
4x100	16			39.46	5/7/11	5	0.65	5.65
HJ	1	Erik KYNARD	JR	2.31m	7-7	4/27/11	30 3.48	33.48
HT	34	Tomaz BOGOVIC	SR	61.22m	200-10	3/25/11	0.5 0.00	0.50
DEC	11	Mantas SILKAUSKAS	SR	7,706	5/16/09	10 1.13		11.13

Team Total 52.97

37



Boise State

Mountain West Conference

▲ 29

Event	Scrd As	Athlete	Yr	Scored Mark	Date	Pl. Pts.	Bonus	TOTAL
Scored bests come from CURRENT season								
LJ	13	Kurt FELIX	SR	7.74m	25-4½	3/28/12	8 0.62	8.62
DISC	38	Chase SEXTON	SR	54.54m	178-11	3/30/12	0.3 0.00	0.30
JAV	33	Kurt FELIX	SR	69.89m	229-3	3/28/12	0.55 0.00	0.55
DEC	4	Kurt FELIX	SR	7,921	3/28/12	24 2.03		26.03

Scored bests come from PRE-SEASON DATA								
Steeple	19	Sawyer BOSCH	SR	8:50.72	4/14/11	3.5	0.46	3.96
LJ	23	Eetu VIITALA	SR	7.62m	25-0	4/1/11	1.5 0.24	1.74
HT	13	Alex NELSON	SR	64.56m	211-9	4/29/11	8 0.68	8.68
HT	30	Trevor KRAYCHIR	SR	61.76m	202-7	4/16/11	0.7 0.00	0.70

Team Total 50.58

"Scrd As", short for "Scored As", Standing used for place points portion of performance's score combining preseason data (when applied) to current season data

Numbers in BLACK are both the performance's actual NCAA rank AND "scored as" rank Numbers in RED indicate actual NCAA rank does not exist or is worse than "scored as" rank Numbers in BLUE indicate actual NCAA rank is better than "scored as" rank

USTFCCCA Non-Member

Non-Member Schools Will NOT be ranked, beginning Week 2



2012 Outdoor Track & Field, Week #1

Only those who score >0.01 pts are shown
D denotes multiple-event rule in affect

MEN

38



UT Arlington

Southland Conference

▲ 9

Event	Scrd As	Athlete	Yr	Scored Mark		Date	Pl. Pts.	Bonus	TOTAL
Scored bests come from CURRENT season									
▶ 100m	35	Clayton VAUGHN	SO	10.33		3/28/12	0.45	0.05	0.50
▶ HJ	23	Isiah CLEMENTS	SR	2.16m	7-1	3/28/12	1.5	0.23	1.73
▶ PV	9	Jeff RODRIGUEZ	JR	5.40m	17-8½	3/24/12	14	0.93	14.93
▶ DEC	3	Romain MARTIN	JR	7.977		3/28/12	26	2.42	28.42
Scored bests come from PRE-SEASON DATA									
▶ 4x100	20			39.62		6/11/11	3	0.47	3.47
▶ LJ	31	Lionel MUNGWARI	JR	7.60mw	24-11½	4/23/11	0.65	0.18	0.83
▶ JAV	32	Ivan STORIC	JR	70.01m	229-8	5/28/11	0.6	0.00	0.60

Team Total 50.47

39



Minnesota

Big Ten Conference

▼ 7

Event	Scrd As	Athlete	Yr	Scored Mark		Date	Pl. Pts.	Bonus	TOTAL
Scored bests come from CURRENT season									
▶ SP	44	Trey DAVIS	SR	17.68m	58-¾	3/15/12	0.15	0.00	0.15
▶ DISC	26	Dominique HOWARD	FR	55.34m	181-6	3/28/12	0.9	0.15	1.05
▶ DISC	45	Trey DAVIS	SR	54.01m	177-2	3/15/12	0.125	0.00	0.13
Scored bests come from PRE-SEASON DATA									
▶ 800m	8	Harun ABDA	JR	1:46.81		5/28/11	16	1.11	17.11
▶ 800m	26	Nick HUTTON	JR	1:48.73		5/13/11	0.9	0.28	1.18
▶ 800m	35	David PACHUTA	SR	1:48.91		4/23/11	0.45	0.23	0.68
▶ 800m	60	Travis BURKSTRAND	JR	1:49.70		4/14/11		0.02	0.02
▶ 5000m	24	Hassan MEAD	SR	13:45.68		4/14/11	1	0.41	1.41
▶ 10k	15	Hassan MEAD	SR	29:04.79		5/13/11	6	0.51	6.51
▶ 10k	31	Pieter GAGNON	JR	29:24.11		4/14/11	0.65	0.15	0.80
▶ 4x400	21			3:06.83		6/11/11	2.5	0.38	2.88
▶ TJ	30	Oladipo FAGBEMI	JR	15.61mw	51-2¾	5/13/11	0.7	0.19	0.89
▶ DISC	32	Micah HEGERLE	JR	54.90m	180-1	5/6/11	0.6	0.00	0.60
▶ HT	11	Micah HEGERLE	JR	64.85m	212-9	3/18/11	10	0.82	10.82
▶ HT	18	Quentin MEGE	JR	63.31m	207-8	5/13/11	4	0.35	4.35
▶ DEC	27	Jack SZMANDA	JR	7.286		4/13/11	0.85	0.11	0.96

Team Total 49.53

40



George Mason

Colonial Athletic Association

unch

Event	Scrd As	Athlete	Yr	Scored Mark	Date	Pl. Pts.	Bonus	TOTAL	
Scored bests come from PRE-SEASON DATA									
▶ 100m	33	Rachauun RUFFIN	SR	10.32w	5/6/11	0.55	0.08	0.63	
▶ 400m	18	David VERBURG	JR	46.09	5/13/11	4	0.47	4.47	
▶ 800m	45	Tyler GOLDEN	SR	1:49.14	5/6/11	0.125	0.17	0.30	
▶ 4x100	41			40.21	5/28/11	0.225	0.00	0.23	
▶ 4x400	10			3:04.77	5/13/11	12	1.01	13.01	
▶ LJ	34	LaVell HANDY	SR	7.58mw	24-10½	5/6/11	0.5	0.12	0.62
▶ TJ	4	LaVell HANDY	SR	16.25m	53-3¾	5/13/11	24	2.13	26.13

Team Total 45.38

41



Kentucky

Southeastern Conference

▲ 33

Event	Scrd As	Athlete	Yr	Scored Mark		Date	Pl. Pts.	Bonus	TOTAL
Scored bests come from CURRENT season									
► Steeple	18	Luis ORTA	JR	8:50.52		3/28/12	4	0.47	4.47
► DISC	12	Andrew EVANS	JR	57.56m	188-10	3/28/12	9	0.95	9.95
► JAV	7	Raymond DYKSTRA	FR	75.41m	247-5	3/28/12	18	1.51	19.51
Scored bests come from PRE-SEASON DATA									
► H110	14	Keith HAYES	SR	13.65		6/11/11	7	0.78	7.78
► H400	21	Keith HAYES	SR	50.96		5/11/11	2.5	0.40	2.90

Team Total 44.62

42



TCU

Mountain West Conference

▼ 3

Event	Scrd As	Athlete	Yr	Scored Mark		Date	Pl. Pts.	Bonus	TOTAL
Scored bests come from CURRENT season									
▶ 100m	8	Charles SILMON	JR	10.15w		3/28/12	16	1.12	17.12
▶ SP	31	Sean TABOR	JR	17.92m	58-9½	3/15/12	0.65	0.00	0.65
▶ DISC	29	Sean TABOR	JR	55.19m	181-1	3/24/12	0.75	0.10	0.85
Scored bests come from PRE-SEASON DATA									
▶ 200m	13	Charles SILMON	JR	20.60		4/16/11	8	0.79	8.79
▶ 200m	36	Mark BARNES	SR	20.82		5/11/11	0.4	0.20	0.60
▶ 800m	22	Jack OBRIEN	SR	1:48.56		4/16/11	2	0.33	2.33
▶ 4x100	13			39.38		4/6/11	8	0.78	8.78
▶ 4x400	46			3:09.19		3/18/11	0.1	0.00	0.10
▶ TJ	17	Cameron PARKER	SR	15.78mw	51-9½	4/6/11	4.5	0.50	5.00

Team Total 44.24

"Scrd As", short for "Scored As", Standing used for place points portion of performance's score combining preseason data (when applied) to current season data

Numbers in BLACK are both the performance's actual NCAA rank AND "scored as" rank Numbers in RED indicate actual NCAA rank does not exist or is worse than "scored as" rank Numbers in BLUE indicate actual NCAA rank is better than "scored as" rank

USTFCCCA Non-Member

Non-Member Schools Will NOT be ranked, beginning Week 2



2012 Outdoor Track & Field, Week #1

Only those who score >0.01 pts are shown
D denotes multiple-event rule in affect

MEN

43



California

Pacific-12 Conference

▲ 17

Event	Scrd As	Athlete	Yr	Scored Mark	Date	Pl. Pts.	Bonus	TOTAL
Scored bests come from CURRENT season								
► LJ	11	Hammed SULEMAN	SO	7.75m	25-5½	3/31/12	10	0.66 10.66
► TJ	15	Hammed SULEMAN	SO	15.88m	52-1¼	3/31/12	6	0.69 6.69
Scored bests come from PRE-SEASON DATA								
► H110	6	Ray STEWART	SR	13.48	5/6/11	20	1.75	21.75
► H400	43	Monte CORLEY	SO	51.64	5/6/11	0.175	0.00	0.17
► HJ	21	Brian CARMICHAEL	SR	2.17m	7-1½	5/6/11	2.5	0.34 2.84
Team Total								42.11

44



Washington

Pacific-12 Conference

▼ 6

Event	Scrd As	Athlete	Yr	Scored Mark	Date	Pl. Pts.	Bonus	TOTAL
Scored bests come from CURRENT season								
► HJ	43	AJ MARICICH	SO	2.14m	7-¼	3/23/12	0.175	0.02 0.19
Scored bests come from PRE-SEASON DATA								
► 100m	31	James ALAKA	JR	10.29	5/6/11	0.65	0.19	0.84
► 200m	40	James ALAKA	JR	20.85	5/6/11	0.25	0.16	0.41
► 400m	10	Maurice MCNEAL	SO	45.60	5/6/11	12	1.10	13.10
► 1500m	48	James CAMERON	JR	3:44.90	4/14/11	0.05	0.13	0.18
► 5000m	36	James CAMERON	SR	13:51.83	3/25/11	0.4	0.11	0.51
► Steeple	44	Michael MILLER	JR	8:57.32	4/29/11	0.15	0.00	0.15
► 4x100	20			39.62	5/6/11	3	0.47	3.47
► TJ	36	Kasen COVINGTON	SO	15.54mw	51-0	4/22/11	0.4	0.07 0.47
► DISC	49	Conner LARNED	SR	53.78m	176-5	4/16/11	0.025	0.00 0.03
► HT	33	Angus TAYLOR	SR	61.41m	201-5	5/6/11	0.55	0.00 0.55
► JAV	13	Joe ZIMMERMAN	JR	73.09m	239-9	4/29/11	8	0.60 8.60
► DEC	10	Jeremy TAIWO	SR	7,742	5/6/11	12	1.22	13.22
Team Total								41.70

45



Colorado

Pacific-12 Conference

▼ 2

Event	Scrd As	Athlete	Yr	Scored Mark	Date	Pl. Pts.	Bonus	TOTAL
Scored bests come from PRE-SEASON DATA								
► 1500m	32	Richard MEDINA	SR	3:44.25	4/8/11	0.6	0.22	0.82
► 5000m	8	Joe BOSSHARD	JR	13:34.44	5/28/11	D	16	1.56 3.56
► 5000m	15	Andy WACKER	SR	13:41.49	5/1/11	6	0.68	6.68
► 5000m	20	Richard MEDINA	SR	13:44.34	4/14/11	3	0.48	3.48
► 10k	6	Joe BOSSHARD	JR	28:41.56	6/11/11	20	1.49	21.49
► 10k	21	Andy WACKER	SR	29:10.89	3/25/11	D	2.5	0.39 2.39
► 10k	26	Richard MEDINA	SR	29:14.91	3/25/11	0.9	0.32	1.22
► Steeple	27	Aric VANHALEN	SR	8:52.53	5/1/11	0.85	0.33	1.18
► JAV	44	Brian OWENS	JR	67.37m	221-0	4/8/11	0.15	0.00 0.15
Team Total								40.97

46



Louisiana-Lafayette

Sun Belt Conference

▲ 78

Event	Scrd As	Athlete	Yr	Scored Mark	Date	Pl. Pts.	Bonus	TOTAL
Scored bests come from CURRENT season								
► PV	9	Chris ROY	SR	5.40m	17-8½	3/28/12	14	0.93 14.93
► SP	6	Albert FORNETTE	JR	19.39m	63-7½	3/28/12	20	2.16 22.16
Scored bests come from PRE-SEASON DATA								
► TJ	32	O'Daylon THIBEAUX	JR	15.60m	51-2¼	4/6/11	0.6	0.18 0.78
Team Total								37.86

47



Northern Arizona

Big Sky Conference

▼ 3

Event	Scrd As	Athlete	Yr	Scored Mark	Date	Pl. Pts.	Bonus	TOTAL
Scored bests come from CURRENT season								
► HJ	27	Deante KEMPER	FR	2.15m	7-½	3/23/12	0.85	0.13 0.98
► DISC	44	Karl GEHRKE	SR	54.10m	177-6	3/23/12	0.15	0.00 0.15
Scored bests come from PRE-SEASON DATA								
► 1500m	10	Diego ESTRADA	SR	3:41.80	4/14/11	D	12	0.95 2.95
► 5000m	2	Diego ESTRADA	SR	13:26.94	5/1/11	28	2.70	30.70
► 10k	43	Tim FRERIKS	JR	29:35.80	4/14/11	0.175	0.00	0.17
► HT	21	Pascal TANG	SR	62.95m	206-6	5/28/11	2.5	0.26 2.76
Team Total								37.71

"Scrd As", short for "Scored As", Standing used for place points portion of performance's score combining preseason data (when applied) to current season data

Numbers in BLACK are both the performance's actual NCAA rank AND "scored as" rank Numbers in RED indicate actual NCAA rank does not exist or is worse than "scored as" rank Numbers in BLUE indicate actual NCAA rank is better than "scored as" rank

USTFCCCA Non-Member

Non-Member Schools Will NOT be ranked, beginning Week 2



2012 Outdoor Track & Field, Week #1

Only those who score >0.01 pts are shown
D denotes multiple-event rule in affect

MEN

48



Washington State

Pacific-12 Conference

▼ 7

Event	Scrd As	Athlete	Yr	Scored Mark	Date	Pl. Pts.	Bonus	TOTAL
Scored bests come from CURRENT season								
► LJ	36	Stephan SCOTT-ELLIS	JR	7.55m	24-9%	3/31/12	0.4	0.02 0.42
Scored bests come from PRE-SEASON DATA								
► 800m	9	Joe ABBOTT	SR	1:46.84		5/28/11	14	1.09 15.09
► H400	22	J HOPKINS	SR	50.99		5/6/11	2	0.38 2.38
► H400	39	Dana WELLS	JR	51.54		5/6/11	0.275	0.02 0.29
► Steeple	47	Andrew GONZALES	SO	8:58.51		4/29/11	0.075	0.00 0.08
► 4x100	17			39.48		5/6/11	4.5	0.61 5.11
► 4x400	17			3:06.40		5/6/11	4.5	0.46 4.96
► TJ	13	Stephan SCOTT-ELLIS	JR	15.90m	52-2	5/6/11	8	0.72 8.72
► SP	36	Joe BARTLETT	SR	17.82m	58-5%	5/6/11	0.4	0.00 0.40
► DEC	45	Michael BOLLIGAR	JR	6,958		5/20/11	0.125	0.00 0.13
Team Total								37.58

51



Akron

Mid-American Conference

▼ 6

Event	Scrd As	Athlete	Yr	Scored Mark	Date	Pl. Pts.	Bonus	TOTAL
Scored bests come from CURRENT season								
► DEC	46	Bryan JONES	SO	6,953		3/28/12	0.1	0.00 0.10
Scored bests come from PRE-SEASON DATA								
► 800m	5	Willie BROWN	JR	1:45.91		6/11/11	22	1.74 23.74
► H110	40	Tyshaun PEOPLES	SR	13.96w		4/23/11	0.25	0.00 0.25
► LJ	17	Tyshaun PEOPLES	SR	7.69mw	25-2%	5/12/11	4.5	0.47 4.97
► DISC	39	Nicholas BANKE	JR	54.50m	178-9	5/28/11	0.275	0.00 0.28
► HT	36	Eric HUBBARD	SR	61.07m	200-4	5/28/11	0.4	0.00 0.40
► DEC	19	Bjorn JOHANSSON	SR	7,449		6/11/11	3.5	0.50 4.00
Team Total								33.74

52



New Mexico

Mountain West Conference

▼ 10

Event	Scrd As	Athlete	Yr	Scored Mark	Date	Pl. Pts.	Bonus	TOTAL
Scored bests come from PRE-SEASON DATA								
► 800m	53	Sam EVANS	JR	1:49.59		5/11/11		0.05 0.05
► 1500m	19	Ross MILLINGTON	SR	3:42.90		4/7/11	D 3.5	0.54 2.54
► 1500m	65	Nicholas KIPRUTO	SR	3:45.39		5/1/11		0.06 0.06
► 1500m	68	Logan ROSENBERG	SR	3:45.57		4/10/10		0.03 0.03
► 5000m	9	Ross MILLINGTON	SR	13:36.39		5/28/11	14	1.26 15.26
► 5000m	17	Nicholas KIPRUTO	SR	13:41.90		5/28/11	4.5	0.64 5.14
► H400	36	Charles LEWIS	SO	51.49		5/11/11	0.4	0.05 0.45
► HJ	18	Django LOVETT	SO	2.18m	7-1%	5/11/11	4	0.45 4.45
► PV	28	Robert WARENSJO	JR	5.25m	17-2%	7/9/11	0.8	0.02 0.82
► PV	35	Logan PFLIBSEN	SO	5.22m	17-1%	5/11/11	0.45	0.00 0.45
► LJ	44	Kendall SPENCER	SO	7.52m	24-8%	4/15/11	0.15	0.00 0.15
► TJ	29	Floyd ROSS	JR	15.62m	51-3	4/17/10	0.75	0.21 0.96
► DEC	20	Richard YORK	JR	7,389		4/6/11	3	0.36 3.36
Team Total								33.72

49



Illinois State

Missouri Valley Conference

▲ 2

Event	Scrd As	Athlete	Yr	Scored Mark	Date	Pl. Pts.	Bonus	TOTAL
Scored bests come from CURRENT season								
► SP	27	Curtis JENSEN	JR	18.06m	59-3	3/29/12	0.85	0.07 0.92
Scored bests come from PRE-SEASON DATA								
► Steeple	46	Jon ROBERTS		8:58.07		4/16/10	0.1	0.00 0.10
► HT	34	Akil MILLS	SO	61.22m	200-10	5/13/11	0.5	0.00 0.50
► JAV	1	Tim GLOVER	JR	80.33m	263-6	6/11/11	30	4.67 34.67
Team Total								36.19

50



UC Irvine

Big West Conference

▲ 2

Event	Scrd As	Athlete	Yr	Scored Mark	Date	Pl. Pts.	Bonus	TOTAL
Scored bests come from CURRENT season								
► H110	31	Jacob YOWELL	SR	13.91		3/23/12	0.65	0.05 0.70
Scored bests come from PRE-SEASON DATA								
► 400m	26	Charles JOCK	SR	46.30		4/30/11	0.9	0.32 1.22
► 800m	1	Charles JOCK	SR	1:44.75		6/11/11	30	2.73 32.73
► 1500m	55	Sam HYAMS	SR	3:45.19		5/7/11	0.09	0.09 0.09
Team Total								34.74

"Scrd As", short for "Scored As", Standing used for place points portion of performance's score combining preseason data (when applied) to current season data

Numbers in BLACK are both the performance's actual NCAA rank AND "scored as" rank Numbers in RED indicate actual NCAA rank does not exist or is worse than "scored as" rank Numbers in BLUE indicate actual NCAA rank is better than "scored as" rank

USTFCCCA Non-Member

Non-Member Schools Will NOT be ranked, beginning Week 2



2012 Outdoor Track & Field, Week #1

Only those who score >0.01 pts are shown
D denotes multiple-event rule in affect

MEN

53



Eastern Illinois

Ohio Valley Conference

▼17

Event	Scrd As	Athlete	Yr	Scored Mark	Date	Pl. Pts.	Bonus	TOTAL
Scored bests come from PRE-SEASON DATA								
▶ 100m	8	Zye BOEY	SR	10.15w	3/31/11	16	1.12	17.12
▶ 200m	17	Zye BOEY	SR	20.66	3/31/11	4.5	0.58	5.08
▶ PV	12	Michael VIKEN	SO	5.38m 17-7½	4/9/11	9	0.78	9.78
▶ LJ	44	Tyler CARTER	SR	7.52mw 24-8¾	4/27/11	0.15	0.00	0.15
Team Total								32.13

54




Western Kentucky

Sun Belt Conference

unch

Event	Scrd As	Athlete	Yr	Scored Mark	Date	Pl. Pts.	Bonus	TOTAL
Scored bests come from PRE-SEASON DATA								
▶ 1500m	53	David MOKONE	SO	3:45.03	4/14/11		0.11	0.11
▶ JAV	2	Ignacio GUERRA	SR	78.69m 258-2	4/1/11	28	3.46	31.46
Team Total								31.57

55



Temple

Atlantic 10 Conference

▲3

Event	Scrd As	Athlete	Yr	Scored Mark	Date	Pl. Pts.	Bonus	TOTAL
Scored bests come from PRE-SEASON DATA								
▶ Steeple	2	Travis MAHONEY	SR	8:36.10	5/28/11	28	2.67	30.67
Team Total								30.67

56



Michigan

Big Ten Conference

▼7

Event	Scrd As	Athlete	Yr	Scored Mark	Date	Pl. Pts.	Bonus	TOTAL
Scored bests come from CURRENT season								
▶ Steeple	49	Zach ORNELAS	JR	8:59.57	3/23/12	0.025	0.00	0.03
Scored bests come from PRE-SEASON DATA								
▶ 5000m	49	Craig FORYS	SR	13:59.53	3/25/11	0.025	0.00	0.03
▶ H400	19	Ali ARASTU	SO	50.90	5/28/11	3.5	0.44	3.94
▶ Steeple	8	Craig FORYS	SR	8:41.59	6/11/11	16	1.49	17.49
▶ 4x400	24			3:07.00	5/28/11	1	0.35	1.35
▶ HJ	43	Bradley JAMES	SO	2.14m 7-¾	5/28/11	0.175	0.02	0.19
▶ PV	39	Austin DEWILDT	JR	5.20m 17-¾	5/6/11	0.275	0.00	0.28
▶ SP	15	Cody RIFFLE	SO	18.40m 60-4¾	4/7/11	6	0.46	6.46
▶ DISC	34	Cody RIFFLE	SO	54.71m 179-6	4/17/11	0.5	0.00	0.50
▶ DEC	47	Kurt REICHENBACH	JR	6,936	5/13/11	0.075	0.00	0.08
Team Total								30.33

57



Virginia

Atlantic Coast Conference

▲34

Event	Scrd As	Athlete	Yr	Scored Mark	Date	Pl. Pts.	Bonus	TOTAL
Scored bests come from CURRENT season								
▶ 800m	28	Lance ROLLER	SR	1:48.78	3/24/12	0.8	0.27	1.07
▶ 1500m	60	Anthony KOSTELAC	SO	3:45.34	3/24/12		0.07	0.07
▶ 1500m	61	Taylor GILLAND	SO	3:45.35	3/24/12		0.07	0.07
▶ SP	8	Nick VENA	FR	19.07m 62-6¾	3/30/12	16	1.44	17.44
▶ HT	27	Vincenzo CHIARIELLO	SR	61.97m 203-3	3/30/12	0.85	0.02	0.87
Scored bests come from PRE-SEASON DATA								
▶ 800m	40	Anthony KOSTELAC	SO	1:49.02	4/21/11	0.25	0.20	0.45
▶ 1500m	38	Brett JOHNSON	JR	3:44.44	4/9/11	0.3	0.19	0.49
▶ 1500m	51	Mark AMIRAULT	SR	3:45.00	4/22/11		0.11	0.11
▶ 1500m	61	Patrick TODD	JR	3:45.35	5/27/10		0.07	0.07
▶ 5000m	25	Mark AMIRAULT	SR	13:45.69	3/25/11	0.95	0.41	1.36
▶ TJ	24	Marcus ROBINSON	SR	15.66m 51-4¾	4/24/10	1	0.29	1.29
▶ JAV	15	Andy FAHRINGER	SR	73.02m 239-7	3/25/11	6	0.58	6.58
Team Total								29.87

"Scrd As", short for "Scored As", Standing used for place points portion of performance's score combining preseason data (when applied) to current season data

Numbers in BLACK are both the performance's actual NCAA rank AND "scored as" rank Numbers in RED indicate actual NCAA rank does not exist or is worse than "scored as" rank Numbers in BLUE indicate actual NCAA rank is better than "scored as" rank

USTFCCCA Non-Member

Non-Member Schools Will NOT be ranked, beginning Week 2



2012 Outdoor Track & Field, Week #1

Only those who score >0.01 pts are shown
D denotes multiple-event rule in affect

MEN

58



Long Beach State

Big West Conference

▼ 8

Event	Scrd As	Athlete	Yr	Scored Mark	Date	Pl. Pts.	Bonus	TOTAL
Scored bests come from CURRENT season								
H400	37	Christopher LAWSON	SR	51.51	3/31/12	0.35	0.04	0.39
SP	34	Jacob WEINTRAUB	JR	17.86m 58-7½	3/31/12	0.5	0.00	0.50
JAV	21	Benjamin WOODRUFF	SR	71.88m 235-10	3/31/12	2.5	0.29	2.79
Scored bests come from PRE-SEASON DATA								
PV	4	Tyler WALLACE	SR	5.50m 18-½	5/13/11	24	2.12	26.12
Team Total								29.80

59



USF

BIG EAST Conference

▼ 6

Event	Scrd As	Athlete	Yr	Scored Mark	Date	Pl. Pts.	Bonus	TOTAL
Scored bests come from CURRENT season								
400m	53	Pascal ORELUS	JR	46.74	3/15/12		0.01	0.01
Scored bests come from PRE-SEASON DATA								
H400	5	David ARISTIL	SR	49.94	6/11/11	22	1.75	23.75
DISC	16	Jared THOMAS	SR	56.46m 185-3	5/6/11	5	0.55	5.55
Team Total								29.32

60



Tulsa

Conference USA

▼ 3

Event	Scrd As	Athlete	Yr	Scored Mark	Date	Pl. Pts.	Bonus	TOTAL
Scored bests come from PRE-SEASON DATA								
800m	39	Chris O'HARE	JR	1:49.01	5/6/11	0.275	0.21	0.48
1500m	5	Chris O'HARE	JR	3:41.08	4/27/11	22	1.26	23.26
1500m	67	Tom MARSHALL	SR	3:45.53	5/12/11		0.04	0.04
Steeple	17	Carl STONES	SR	8:50.12	4/14/11	4.5	0.50	5.00
Team Total								28.79

61



Penn

Ivy League

▲ 4

Event	Scrd As	Athlete	Yr	Scored Mark	Date	Pl. Pts.	Bonus	TOTAL
Scored bests come from PRE-SEASON DATA								
HJ	3	Maalik REYNOLDS	SO	2.28m 7-5¾	5/7/11	26	2.53	28.53
Team Total								28.53

62



UC Santa Barbara

Big West Conference

▲ 6

Event	Scrd As	Athlete	Yr	Scored Mark	Date	Pl. Pts.	Bonus	TOTAL
Scored bests come from CURRENT season								
HJ	27	Mitchell HAAG	JR	2.15m 7-½	3/31/12	0.85	0.13	0.98
HT	45	Alex UMSTEAD	SR	60.02m 196-11	3/31/12	0.125	0.00	0.13
Scored bests come from PRE-SEASON DATA								
800m	4	Ryan MARTIN	SR	1:45.34	5/13/11	24	2.23	26.23
DEC	26	Derek MASTERSON	SR	7,295	5/6/11	0.9	0.13	1.03
Team Total								28.36

63



Houston

Conference USA

▲ 1

Event	Scrd As	Athlete	Yr	Scored Mark	Date	Pl. Pts.	Bonus	TOTAL
Scored bests come from CURRENT season								
200m	31	Errol NOLAN	JR	20.79	3/22/12	0.65	0.25	0.90
4x400	37	Nolan, Furlough, Boyd, Kelley		3:08.21	3/28/12	0.35	0.12	0.47
LJ	27	Thomas LANG	SR	7.61m 24-11¾	3/22/12	0.85	0.21	1.06
LJ	48	Simon STEWART	SR	7.51mw 24-7¾	3/15/12	0.05	0.00	0.05
TJ	40	John HORTON	FR	15.47m 50-9¾	3/28/12	0.25	0.00	0.25
Scored bests come from PRE-SEASON DATA								
400m	6	Errol NOLAN	JR	45.30	6/11/11	20	1.69	21.69
400m	23	Kelvin FURLOUGH	SR	46.29	4/14/11	1.5	0.33	1.83
Steeple	24	Wesley RUTTOH	SR	8:51.99	4/14/11	1	0.37	1.37
TJ	34	Thomas LANG	SR	15.55m 51-¾	5/12/11	0.5	0.09	0.59
Team Total								28.21

64



UNCG

Southern Conference

▲ 114

Event	Scrd As	Athlete	Yr	Scored Mark	Date	Pl. Pts.	Bonus	TOTAL
Scored bests come from CURRENT season								
1500m	3	Paul CHELIMO	SO	3:40.25	3/30/12	26	1.63	27.63
Scored bests come from PRE-SEASON DATA								
10k	36	Paul KATAM	SO	29:28.57	5/28/11	0.4	0.06	0.46
Team Total								28.09

"Scrd As", short for "Scored As", Standing used for place points portion of performance's score combining preseason data (when applied) to current season data

Numbers in BLACK are both the performance's actual NCAA rank AND "scored as" rank Numbers in RED indicate actual NCAA rank does not exist or is worse than "scored as" rank Numbers in BLUE indicate actual NCAA rank is better than "scored as" rank

USTFCCCA Non-Member

Non-Member Schools Will NOT be ranked, beginning Week 2



2012 Outdoor Track & Field, Week #1

Only those who score >0.01 pts are shown
D denotes multiple-event rule in affect

MEN

65



Air Force

Mountain West Conference

▼ 2

Event	Scrd As	Athlete	Yr	Scored Mark	Date	Pl. Pts.	Bonus	TOTAL
Scored bests come from CURRENT season								
PV	4	Cale SIMMONS	JR	5.50m	18-½	3/28/12	24	2.12 26.12
Scored bests come from PRE-SEASON DATA								
5000m	40	Jim WALMSLEY	SR	13:55.33	5/11/11	0.25	0.00	0.25
10k	38	Jeremy DRENCKHAHN	JR	29:30.90	3/25/11	0.3	0.02	0.32
H400	31	Bryce BERGMAN	SR	51.36	5/11/11	0.65	0.14	0.79
DISC	37	James COLE	SR	54.56m	179-0	5/28/11	0.35	0.00 0.35
DEC	42	Michael TIBBS	JR	7,017	5/11/11	0.2	0.00	0.20
Team Total								28.03

68



Norfolk State

Mid-Eastern Athletic Conference

▲ 2

Event	Scrd As	Athlete	Yr	Scored Mark	Date	Pl. Pts.	Bonus	TOTAL
Scored bests come from PRE-SEASON DATA								
200m	22	Marquis HOLSTON	JR	20.73	5/5/11	D	2	0.36 2.36
400m	16	Marquis HOLSTON	JR	46.00	5/5/11	5	0.54	5.54
H110	12	Aramis MASSENBURG	SR	13.63w	5/5/11	9	0.88	9.88
H110	17	Keith NKRUMAH	JR	13.72w	5/5/11	4.5	0.53	5.03
4x100	38			40.19	5/5/11	0.3	0.00	0.30
HJ	27	John JAMES	JR	2.15m	7-½	5/5/11	0.85	0.13 0.98
LI	37	Rashad CANNON	SR	7.54mw	24-9	5/5/11	0.35	0.00 0.35
Team Total								24.43

66



Cincinnati

BIG EAST Conference

▲ 1

Event	Scrd As	Athlete	Yr	Scored Mark	Date	Pl. Pts.	Bonus	TOTAL
Scored bests come from CURRENT season								
JAV	41	Brian ZIMMERMAN	SR	67.72m	222-2	3/30/12	0.225	0.00 0.22
Scored bests come from PRE-SEASON DATA								
5000m	23	Eric FINAN	SR	13:44.91	6/11/11	1.5	0.45	1.95
10k	45	Eric FINAN	SR	29:37.29	4/1/11	0.125	0.00	0.13
H110	5	Terence SOMERVILLE	SR	13.44	5/6/11	22	2.07	24.07
Team Total								26.36

69



Notre Dame

BIG EAST Conference

▼ 13

Event	Scrd As	Athlete	Yr	Scored Mark	Date	Pl. Pts.	Bonus	TOTAL
Scored bests come from CURRENT season								
400m	41	Christopher GIESTING	FR	46.59	3/22/12	0.225	0.12	0.34
4x400	30	Dougherty, Feeney, Lorenz, Giesting		3:07.51	3/22/12	0.7	0.25	0.95
Scored bests come from PRE-SEASON DATA								
1500m	6	Jeremy RAE	JR	3:41.11	4/14/11	20	1.25	21.25
1500m	46	Johnathan SHAWEL	SR	3:44.82	6/11/11	0.1	0.14	0.24
1500m	58	J.P. MALETTE	JR	3:45.26	4/14/11		0.08	0.08
PV	28	Kevin SCHIPPER	SR	5.25m	17-2½	5/6/11	0.8	0.02 0.82
Team Total								23.68

67



Stephen F. Austin

Southland Conference

▼ 8

Event	Scrd As	Athlete	Yr	Scored Mark	Date	Pl. Pts.	Bonus	TOTAL
Scored bests come from CURRENT season								
400m	33	Cass BROWN	SO	46.51	3/22/12	0.55	0.17	0.72
4x400	23	Hawkins, Crowder, McQuinney, Brown		3:06.96	3/22/12	1.5	0.35	1.85
Scored bests come from PRE-SEASON DATA								
H110	10	Nick MCCLLOUD	SR	13.61w	4/6/11	12	0.98	12.98
4x100	46			40.30	4/2/11	0.1	0.00	0.10
SP	16	Jon ARTHUR	SR	18.36m	60-3	4/6/11	5	0.42 5.42
DISC	17	Clint HARRIS	SO	56.30m	184-8	4/6/11	4.5	0.50 5.00
Team Total								26.07

70



Central Michigan

Mid-American Conference

▼ 1

Event	Scrd As	Athlete	Yr	Scored Mark	Date	Pl. Pts.	Bonus	TOTAL
Scored bests come from CURRENT season								
HT	25	Ryan MCCULLOUGH	SR	62.23m	204-2	3/23/12	0.95	0.08 1.03
Scored bests come from PRE-SEASON DATA								
DISC	6	Alex ROSE	JR	58.70m	192-7	4/9/11	20	1.74 21.74
DEC	48	Tim REYNOLDS	SO	6,905		5/12/11	0.05	0.00 0.05
Team Total								22.83

"Scrd As", short for "Scored As", Standing used for place points portion of performance's score combining preseason data (when applied) to current season data

Numbers in BLACK are both the performance's actual NCAA rank AND "scored as" rank Numbers in RED indicate actual NCAA rank does not exist or is worse than "scored as" rank Numbers in BLUE indicate actual NCAA rank is better than "scored as" rank

USTFCCCA Non-Member

Non-Member Schools Will NOT be ranked, beginning Week 2



2012 Outdoor Track & Field, Week #1

Only those who score >0.01 pts are shown
D denotes multiple-event rule in affect

MEN

71



Iowa State

Big 12 Conference

▲ 1

Event	Scrd As	Athlete	Yr	Scored Mark	Date	Pl. Pts.	Bonus	TOTAL
-------	---------	---------	----	-------------	------	----------	-------	-------

Scored bests come from PRE-SEASON DATA

▶ 800m	6	Edward KEMBOI	SO	1:46.06	6/11/11	20	1.62	21.62	
▶ TJ	25	Akeem HOLMES	SR	15.64m	51-3%	5/28/11	0.95	0.25	1.20

Team Total 22.82

72



Southern Illinois

Missouri Valley Conference

▲ 9

Event	Scrd As	Athlete	Yr	Scored Mark	Date	Pl. Pts.	Bonus	TOTAL
-------	---------	---------	----	-------------	------	----------	-------	-------

Scored bests come from CURRENT season

▶ PV	13	Cody DOERFLEIN	SR	5.35m	17-6½	3/31/12	8	0.61	8.61
------	----	----------------	----	-------	-------	---------	---	------	------

Scored bests come from PRE-SEASON DATA

▶ 10k	29	Daniel DUNBAR	SR	29:21.83		4/14/11	0.75	0.19	0.94
▶ HT	10	J.C. LAMBERT	SR	64.86m	212-9	3/25/11	12	0.82	12.82
▶ HT	48	Collin OTTO	SR	59.88m	196-5	5/13/11	0.05	0.00	0.05

Team Total 22.42

73



Indiana State

Missouri Valley Conference

▲ 15

Event	Scrd As	Athlete	Yr	Scored Mark	Date	Pl. Pts.	Bonus	TOTAL
-------	---------	---------	----	-------------	------	----------	-------	-------

Scored bests come from CURRENT season

▶ HT	17	Brandon POUNDS	JR	63.49m	208-3	3/29/12	4.5	0.39	4.89
------	----	----------------	----	--------	-------	---------	-----	------	------

Scored bests come from PRE-SEASON DATA

▶ H110	33	Greggmar SWIFT	SO	13.93		5/28/11	0.55	0.00	0.55
▶ HJ	9	Major CLAY	SR	2.22m	7-3¼	4/23/11	14	1.01	15.01

Team Total 20.45

74



Prairie View A&M

Southwestern Athletic Conference

▼ 1

Event	Scrd As	Athlete	Yr	Scored Mark	Date	Pl. Pts.	Bonus	TOTAL
-------	---------	---------	----	-------------	------	----------	-------	-------

Scored bests come from CURRENT season

▶ H400	38	William DONELSON	SR	51.52		3/16/12	0.3	0.03	0.33
▶ TJ	7	Preston WOODARD	SO	16.13mw	52-11	3/16/12	18	1.54	19.54

Scored bests come from PRE-SEASON DATA

▶ HJ	43	Pierre SHEPHERD	SO	2.14m	7-¼	4/23/11	0.175	0.02	0.19
------	----	-----------------	----	-------	-----	---------	-------	------	------

Team Total 20.06

75



Miami (Fla.)

Atlantic Coast Conference

▲ 1


Event	Scrd As	Athlete	Yr	Scored Mark	Date	Pl. Pts.	Bonus	TOTAL
-------	---------	---------	----	-------------	------	----------	-------	-------

Scored bests come from CURRENT season

▶ H110	7	Devon HILL	SR	13.51	3/31/12	18	1.52	19.52
--------	---	------------	----	-------	---------	----	------	-------

Team Total 19.52

76



UMES

Mid-Eastern Athletic Conference

▲ 6


Event	Scrd As	Athlete	Yr	Scored Mark	Date	Pl. Pts.	Bonus	TOTAL
-------	---------	---------	----	-------------	------	----------	-------	-------

Scored bests come from PRE-SEASON DATA

▶ H110	30	Akeem SMITH	SR	13.90	5/28/11	0.7	0.07	0.77
▶ H400	8	Andre WALSH	JR	50.38	5/5/11	16	1.14	17.14
▶ 4x100	29			39.93	5/5/11	0.75	0.21	0.96

Team Total 18.87

77



South Carolina

Southeastern Conference

▼ 22

Event	Scrd As	Athlete	Yr	Scored Mark	Date	Pl. Pts.	Bonus	TOTAL
-------	---------	---------	----	-------------	------	----------	-------	-------

Scored bests come from CURRENT season

▶ 100m	40	Chris ROYSTER	SO	10.35		3/15/12	0.25	0.00	0.25
▶ LJ	40	Jarrod HUTCHEN	JR	7.53m	24-8½	3/23/12	0.25	0.00	0.25
▶ JAV	38	Joshua SUTTMEIER	FR	68.64m	225-2	3/23/12	0.3	0.00	0.30

Scored bests come from PRE-SEASON DATA

▶ 200m	52	Chris MAXWELL	JR	20.90w	5/11/11		0.08	0.08	
▶ 400m	43	Clayton GRAVESANDE	SO	46.60	4/15/11	0.175	0.11	0.29	
▶ 4x100	18			39.49	5/11/11	4	0.60	4.60	
▶ 4x400	14			3:05.85	5/28/11	7	0.60	7.60	
▶ HJ	27	David WILKINS	JR	2.15m	7-½	5/11/11	0.85	0.13	0.98
▶ PV	18	Marvin REITZE	SR	5.30m	17-4½	5/11/11	4	0.31	4.31

Team Total 18.65

"Scrd As", short for "Scored As", Standing used for place points portion of performance's score combining preseason data (when applied) to current season data

Numbers in BLACK are both the performance's actual NCAA rank AND "scored as" rank Numbers in RED indicate actual NCAA rank does not exist or is worse than "scored as" rank Numbers in BLUE indicate actual NCAA rank is better than "scored as" rank

USTFCCCA Non-Member

Non-Member Schools Will NOT be ranked, beginning Week 2



2012 Outdoor Track & Field, Week #1

Only those who score >0.01 pts are shown
D denotes multiple-event rule in affect

MEN

78



Appalachian State

Southern Conference

▼ 3

Event	Scrd As	Athlete	Yr	Scored Mark	Date	Pl. Pts.	Bonus	TOTAL
Scored bests come from CURRENT season								
HJ	9	Darius PURCELL	SR	2.22m	7-3¼	3/16/12	14	1.01 15.01
Scored bests come from PRE-SEASON DATA								
100m	37	Dennis MOORE	SR	10.34w		4/22/11	0.35	0.01 0.36
200m	22	Dennis MOORE	SR	20.73w		5/13/11	2	0.36 2.36
1500m	71	Alex TAYLOR	JR	3:45.73		5/12/11		0.01 0.01
Steeple	40	Sean SODERMAN	SR	8:56.82		4/22/11	0.25	0.04 0.29
4x100	37			40.14		4/9/11	0.35	0.03 0.38
Team Total								18.42

79



Georgia Tech

Atlantic Coast Conference

▲ 33

Event	Scrd As	Athlete	Yr	Scored Mark	Date	Pl. Pts.	Bonus	TOTAL
Scored bests come from CURRENT season								
PV	8	Nikita KIRILLOV	FR	5.45m	17-10½	3/30/12	16	1.51 17.51
PV	39	Aaron UNTERBERGER	JR	5.20m	17-¾	3/23/12	0.275	0.00 0.28
Scored bests come from PRE-SEASON DATA								
400m	48	Jr., Antonio MCKAY	SR	46.67		5/13/11	0.05	0.06 0.11
Team Total								17.89

80



North Carolina

Atlantic Coast Conference

unch

Event	Scrd As	Athlete	Yr	Scored Mark	Date	Pl. Pts.	Bonus	TOTAL
Scored bests come from CURRENT season								
H400	40	Javonte LIPSEY	FR	51.55		3/30/12	0.25	0.01 0.26
Scored bests come from PRE-SEASON DATA								
400m	13	Clayton PARROS	JR	45.78		5/28/11	8	0.84 8.84
1500m	15	Isaac PRESSON	SO	3:42.59		4/1/11	6	0.63 6.63
5000m	47	Pat SCHELLBERG	SO	13:59.14		3/25/11	0.075	0.00 0.08
H400	49	Reynaldo RADLIN	JR	51.77		5/7/11	0.025	0.00 0.03
4x400	28			3:07.34		5/28/11	0.8	0.28 1.08
HJ	27	Dylan MOORE	JR	2.15m	7-½	5/14/11	0.85	0.13 0.98
Team Total								17.89

81




Morgan State

Mid-Eastern Athletic Conference

▼ 10

Event	Scrd As	Athlete	Yr	Scored Mark	Date	Pl. Pts.	Bonus	TOTAL
Scored bests come from PRE-SEASON DATA								
200m	17	Calvin DASCENT	SR	20.66		5/5/11	4.5	0.58 5.08
400m	28	Calvin DASCENT	SR	46.38		5/5/11	0.8	0.27 1.07
H400	12	Trey CHARLES	SR	50.54		5/13/11	9	0.93 9.93
4x400	44			3:08.97		4/1/11	0.15	0.00 0.15
Team Total								16.22

82



Providence

BIG EAST Conference

▲ 1

Event	Scrd As	Athlete	Yr	Scored Mark	Date	Pl. Pts.	Bonus	TOTAL
Scored bests come from PRE-SEASON DATA								
1500m	9	Julian MATTHEWS	SR	3:41.72		4/14/11	14	0.99 14.99
1500m	26	David MCCARTHY	SR	3:43.66		5/1/11	0.9	0.33 1.23
Team Total								16.21

83



Michigan State

Big Ten Conference

▼ 5

Event	Scrd As	Athlete	Yr	Scored Mark	Date	Pl. Pts.	Bonus	TOTAL
Scored bests come from CURRENT season								
1500m	55	Josh MCALARY	JR	3:45.19		3/30/12		0.09 0.09
SP	14	Zack HILL	SO	18.48m	60-7¾	3/30/12	7	0.55 7.55
Scored bests come from PRE-SEASON DATA								
Steeple	30	Aaron SIMONEAU	SR	8:52.82		5/28/11	0.7	0.31 1.01
PV	39	Codi MATTIX	JR	5.20m	17-¾	5/28/11	0.275	0.00 0.28
PV	39	Logan LYNCH	SR	5.20m	17-¾	4/24/09	0.275	0.00 0.28
DISC	20	Lonnie PUGH	JR	55.74m	182-10	5/28/11	3	0.30 3.30
HT	22	Lonnie PUGH	JR	62.82m	206-1	5/13/11	2	0.23 2.23
DEC	29	Cliff MILLER	SR	7,202		4/27/11	0.75	0.00 0.75
Team Total								15.48

"Scrd As", short for "Scored As", Standing used for place points portion of performance's score combining preseason data (when applied) to current season data

Numbers in BLACK are both the performance's actual NCAA rank AND "scored as" rank Numbers in RED indicate actual NCAA rank does not exist or is worse than "scored as" rank Numbers in BLUE indicate actual NCAA rank is better than "scored as" rank

USTFCCCA Non-Member

Non-Member Schools Will NOT be ranked, beginning Week 2



2012 Outdoor Track & Field, Week #1

Only those who score >0.01 pts are shown
D denotes multiple-event rule in affect

MEN

84



Troy

Sun Belt Conference

▲ 1

Event	Scrd As	Athlete	Yr	Scored Mark	Date	Pl. Pts.	Bonus	TOTAL
Scored bests come from CURRENT season								
▶ HT	38	Nicolo BOLLA	JR	60.80m	199-5	3/2/12	0.3	0.00 0.30
▶ JAV	9	Martins PILDAVS	SR	73.73m	241-10	3/15/12	14	0.77 14.77
Scored bests come from PRE-SEASON DATA								
▶ 4x100	49			40.36		3/11/11	0.025	0.00 0.03
▶ TJ	41	Calvin IRONS	SR	15.45m	50-8½	5/13/11	0.225	0.00 0.22
Team Total								15.32

85



ULM

Sun Belt Conference

▲ 4

Event	Scrd As	Athlete	Yr	Scored Mark	Date	Pl. Pts.	Bonus	TOTAL
Scored bests come from PRE-SEASON DATA								
▶ TJ	45	Josh HOWARD	SR	15.41m	50-6½	5/13/11	0.125	0.00 0.13
▶ JAV	10	Richard MCKAY	SR	73.68m	241-8	3/18/11	12	0.75 12.75
Team Total								12.88

86



McNeese State

Southland Conference

▲ 6

Event	Scrd As	Athlete	Yr	Scored Mark	Date	Pl. Pts.	Bonus	TOTAL
Scored bests come from CURRENT season								
▶ JAV	22	Ben CHRETIEN	SR	71.61m	234-11	3/15/12	2	0.22 2.22
Scored bests come from PRE-SEASON DATA								
▶ 10k	12	David ROONEY	JR	28:54.86		5/1/11	9	0.81 9.81
▶ JAV	28	Sam VIDRINE	SR	70.87m	232-6	4/6/11	0.8	0.03 0.83
Team Total								12.86

87



Southern Utah

The Summit League

▲ 9

Event	Scrd As	Athlete	Yr	Scored Mark	Date	Pl. Pts.	Bonus	TOTAL
Scored bests come from PRE-SEASON DATA								
▶ 1500m	64	Cameron LEVINS	SR	3:45.38		4/9/11	0.06	0.06
▶ 5000m	10	Cameron LEVINS	SR	13:40.30		6/11/11	12	0.79 12.79
Team Total								12.86

88



Manhattan

Metro Atlantic Athletic Conference

▼ 11

Event	Scrd As	Athlete	Yr	Scored Mark	Date	Pl. Pts.	Bonus	TOTAL
Scored bests come from CURRENT season								
▶ LJ	23	Albert JOHNSON	SR	7.62m	25-0	3/16/12	1.5	0.24 1.74
▶ HT	12	Anastas PAPAISOV	FR	64.63m	212-0	3/16/12	9	0.71 9.71
Scored bests come from PRE-SEASON DATA								
▶ DISC	28	Colin QUIRKE	SR	55.25m	181-3	5/28/11	0.8	0.12 0.92
Team Total								12.38

89



UTSA

Southland Conference

▼ 3

Event	Scrd As	Athlete	Yr	Scored Mark	Date	Pl. Pts.	Bonus	TOTAL
Scored bests come from CURRENT season								
▶ H400	30	Keyunta HAYES	SO	51.17		3/28/12	0.7	0.26 0.96
▶ LJ	27	Tyler WILLIAMSON	JR	7.61mw	24-11½	3/28/12	0.85	0.21 1.06
▶ DISC	30	Richard GARRETT	JR	55.18m	181-0	3/28/12	0.7	0.10 0.80
Scored bests come from PRE-SEASON DATA								
▶ 200m	56	Nate BRUNETTE	JR	20.93w		5/13/11		0.03 0.03
▶ H110	29	Keyunta HAYES	SO	13.88		4/1/11	0.75	0.12 0.87
▶ H400	45	Darryl WYRICK	JR	51.66		5/28/11	0.125	0.00 0.13
▶ HJ	18	Keith BENFORD	JR	2.18m	7-1½	3/25/11	4	0.45 4.45
▶ SP	19	Richard GARRETT	JR	18.30m	60-½	5/28/11	3.5	0.35 3.85
▶ HT	49	Phil STEINERT	JR	59.81m	196-2	4/6/11	0.025	0.00 0.03
Team Total								12.17

90



Wichita State

Missouri Valley Conference

▲ 4

Event	Scrd As	Athlete	Yr	Scored Mark	Date	Pl. Pts.	Bonus	TOTAL
Scored bests come from CURRENT season								
▶ DEC	32	Austin BAHNER	SO	7,188		3/22/12	0.6	0.00 0.60
Scored bests come from PRE-SEASON DATA								
▶ H110	16	Lawson MONTGOMERY	SR	13.70w		5/6/11	5	0.58 5.58
▶ H110	19	Todd MCKOWN	SR	13.76w		5/6/11	3.5	0.43 3.93
▶ HJ	23	Brandon CHILDS	JR	2.16m	7-1	4/29/11	1.5	0.23 1.73
▶ JAV	39	Brett TRUDO	SR	68.47m	224-7	5/28/11	0.275	0.00 0.28
Team Total								12.12

"Scrd As", short for "Scored As", Standing used for place points portion of performance's score combining preseason data (when applied) to current season data

Numbers in BLACK are both the performance's actual NCAA rank AND "scored as" rank Numbers in RED indicate actual NCAA rank does not exist or is worse than "scored as" rank Numbers in BLUE indicate actual NCAA rank is better than "scored as" rank

USTFCCCA Non-Member

Non-Member Schools Will NOT be ranked, beginning Week 2



2012 Outdoor Track & Field, Week #1

Only those who score >0.01 pts are shown
D denotes multiple-event rule in affect

MEN

91



North Texas

Sun Belt Conference

▲ 50

Event	Scrd As	Athlete	Yr	Scored Mark	Date	Pl. Pts.	Bonus	TOTAL
Scored bests come from CURRENT season								
H400	11	Steven WHITE	JR	50.53	3/28/12	10	0.94	10.94
Scored bests come from PRE-SEASON DATA								
4x400	45			3:09.17	4/6/11	0.125	0.00	0.13
LI	27	Terrance WILLIAMS	SO	7.61mw	4/6/11	0.85	0.21	1.06
Team Total								12.12

92



Missouri

Big 12 Conference

▲ 60

Event	Scrd As	Athlete	Yr	Scored Mark	Date	Pl. Pts.	Bonus	TOTAL
Scored bests come from CURRENT season								
LI	11	Malcom PENNIX	JR	7.75mw	3/28/12	10	0.66	10.66
Scored bests come from PRE-SEASON DATA								
100m	46	Tre CHAMBERS	SO	10.37w	4/8/11	0.1	0.00	0.10
4x400	47			3:09.28	5/13/11	0.075	0.00	0.08
SP	37	Brooks MOSIER	JR	17.81m	4/28/11	0.35	0.00	0.35
DISC	47	Brooks MOSIER	JR	53.86m	5/13/11	0.075	0.00	0.08
Team Total								11.26

93



DePaul

BIG EAST Conference

▼ 6

Event	Scrd As	Athlete	Yr	Scored Mark	Date	Pl. Pts.	Bonus	TOTAL
Scored bests come from PRE-SEASON DATA								
SP	12	Tim NEDOW	SR	18.84m	5/13/11	9	0.97	9.97
DISC	24	Tim NEDOW	SR	55.46m	3/17/11	1	0.20	1.20
Team Total								11.17

94



Idaho

Western Athletic Conference

▼ 10

Event	Scrd As	Athlete	Yr	Scored Mark	Date	Pl. Pts.	Bonus	TOTAL
Scored bests come from PRE-SEASON DATA								
PV	28	Jeremy KLAS	JR	5.25m	5/28/10	0.8	0.02	0.82
JAV	12	Ugis SVAZS	SO	73.38m	6/17/10	9	0.68	9.68
DEC	38	Andrew BLASER	SR	7,037	5/10/11	0.3	0.00	0.30
Team Total								10.80

95



UC Riverside

Big West Conference

▲ 4

Event	Scrd As	Athlete	Yr	Scored Mark		Date	Pl. Pts.	Bonus	TOTAL
Scored bests come from CURRENT season									
▶ TJ	18	Ryan SWAFFORD	JR	15.77m	51-9	3/10/12	4	0.49	4.49
▶ SP	21	Travis SMITH	JR	18.29m	60-¾	3/23/12	2.5	0.34	2.84
▶ HT	20	Caleb STUART	JR	63.10m	207-0	3/31/12	3	0.30	3.30
Scored bests come from PRE-SEASON DATA									
▶ 1500m	69	Chad HALL	SR	3:45.65		4/14/11		0.02	0.02
Team Total									10.64

96



Northern Iowa

Missouri Valley Conference

▼ 3

Event	Scrd As	Athlete	Yr	Scored Mark		Date	Pl. Pts.	Bonus	TOTAL
Scored bests come from CURRENT season									
▶ SP	18	Justin ROMERO	JR	18.31m	60-1	3/31/12	4	0.36	4.36
Scored bests come from PRE-SEASON DATA									
▶ 4x100	46			40.30		5/28/11	0.1	0.00	0.10
▶ PV	39	Daniel GOORIS	SR	5.20m	17-¾	5/6/11	0.275	0.00	0.28
▶ DISC	23	Jordan WILLIAMS	JR	55.63m	182-6	5/13/11	1.5	0.26	1.76
▶ HT	22	Tanner HURT	SR	62.82m	206-1	5/13/11	2	0.23	2.23
▶ DEC	23	Daniel GOORIS	SR	7,346		5/13/11	1.5	0.25	1.75
Team Total									10.47

97



Purdue

Big Ten Conference

▼ 7

Event	Scrd As	Athlete	Yr	Scored Mark		Date	Pl. Pts.	Bonus	TOTAL
Scored bests come from PRE-SEASON DATA									
▶ HJ	13	Geoff DAVIS	JR	2.21m	7-3	4/23/11	8	0.80	8.80
▶ SP	24	Jakob ENGEL	JR	18.18m	59-7½	5/28/11	1	0.21	1.21
Team Total									10.01

"Scrd As", short for "Scored As", Standing used for place points portion of performance's score combining preseason data (when applied) to current season data

Numbers in BLACK are both the performance's actual NCAA rank AND "scored as" rank Numbers in RED indicate actual NCAA rank does not exist or is worse than "scored as" rank Numbers in BLUE indicate actual NCAA rank is better than "scored as" rank

USTFCCCA Non-Member

Non-Member Schools Will NOT be ranked, beginning Week 2



2012 Outdoor Track & Field, Week #1

Only those who score >0.01 pts are shown
D denotes multiple-event rule in affect

MEN

98



Alabama

Southeastern Conference

▲ 2

Event	Scrd As	Athlete	Yr	Scored Mark	Date	Pl. Pts.	Bonus	TOTAL
Scored bests come from CURRENT season								
HJ	23	Tyler CAMPBELL	JR	2.16m	7-1	3/31/12	1.5	0.23 1.73
Scored bests come from PRE-SEASON DATA								
H110	49	Kamal FULLER	SO	14.04w	4/23/11	0.025	0.00	0.03
4x400	19			3:06.68	5/28/11	3.5	0.41	3.91
LJ	20	Kamal FULLER	SO	7.64mw	25-¾	4/6/11	3	0.31 3.31
TJ	38	Jonathan REID	SO	15.52m	50-11	5/11/11	0.3	0.03 0.33
Team Total								9.30

99



Liberty

Big South Conference

▼ 20

Event	Scrd As	Athlete	Yr	Scored Mark	Date	Pl. Pts.	Bonus	TOTAL
Scored bests come from CURRENT season								
SP	33	Ryan SMITH	JR	17.89m	58-8½	3/15/12	0.55	0.00 0.55
Scored bests come from PRE-SEASON DATA								
PV	13	Kolby SHEPHERD	SR	5.35m	17-6½	4/6/11	8	0.61 8.61
Team Total								9.16

100



William and Mary

Colonial Athletic Association

▲ 7

Event	Scrd As	Athlete	Yr	Scored Mark	Date	Pl. Pts.	Bonus	TOTAL
Scored bests come from CURRENT season								
10k	35	Josh HARDIN	SO	29:28.07	3/23/12	0.45	0.07	0.52
Scored bests come from PRE-SEASON DATA								
JAV	13	Brandon HEROUX	SR	73.09m	239-9	4/28/11	8	0.60 8.60
Team Total								9.13

101



Lamar

Southland Conference

▲ 9

Event	Scrd As	Athlete	Yr	Scored Mark	Date	Pl. Pts.	Bonus	TOTAL
Scored bests come from PRE-SEASON DATA								
Steeple	13	Tom WADE	SR	8:48.60	4/14/11	8	0.61	8.61
Steeple	37	Joe WADE	SR	8:55.74	4/14/11	0.35	0.11	0.46
Team Total								9.07

102



Drake

Missouri Valley Conference

▼ 1

Event	Scrd As	Athlete	Yr	Scored Mark	Date	Pl. Pts.	Bonus	TOTAL
Scored bests come from PRE-SEASON DATA								
H400	13	Jon DEGRAVE	SR	50.59	5/28/11	8	0.86	8.86
Team Total								8.86

103




Jackson State

Southwestern Athletic Conference

▲ 52

Event	Scrd As	Athlete	Yr	Scored Mark	Date	Pl. Pts.	Bonus	TOTAL
Scored bests come from CURRENT season								
200m	14	Anaso JOBODWANA	FR	20.61	3/31/12	7	0.75	7.75
Scored bests come from PRE-SEASON DATA								
100m	33	Brent LEE	SR	10.32w	4/29/11	0.55	0.08	0.63
4x400	40			3:08.49	4/23/11	0.25	0.07	0.32
Team Total								8.70

104



Northwestern State

Southland Conference

▼ 9

Event	Scrd As	Athlete	Yr	Scored Mark	Date	Pl. Pts.	Bonus	TOTAL
Scored bests come from PRE-SEASON DATA								
100m	16	Justin WALKER	JR	10.18w	5/13/11	5	0.83	5.83
200m	34	Justin WALKER	JR	20.81w	5/13/11	0.5	0.22	0.72
4x100	25			39.82	4/30/11	0.95	0.30	1.25
TJ	43	Reginald DOUGLAS	JR	15.44mw	50-8	5/13/11	0.175	0.00 0.17
Team Total								7.97

105



Mount St. Mary's

Northeast Conference

▼ 1

Event	Scrd As	Athlete	Yr	Scored Mark	Date	Pl. Pts.	Bonus	TOTAL
Scored bests come from PRE-SEASON DATA								
DEC	14	Thomas FITZSIMONS	SR	7,607	4/6/11	7	0.89	7.89
Team Total								7.89

"Scrd As", short for "Scored As", Standing used for place points portion of performance's score combining preseason data (when applied) to current season data

Numbers in BLACK are both the performance's actual NCAA rank AND "scored as" rank Numbers in RED indicate actual NCAA rank does not exist or is worse than "scored as" rank Numbers in BLUE indicate actual NCAA rank is better than "scored as" rank

USTFCCCA Non-Member

Non-Member Schools Will NOT be ranked, beginning Week 2



2012 Outdoor Track & Field, Week #1

Only those who score >0.01 pts are shown
D denotes multiple-event rule in affect

MEN

106



Cornell

Ivy League

▲ 3

Event	Scrd As	Athlete	Yr	Scored Mark	Date	Pl. Pts.	Bonus	TOTAL
Scored bests come from CURRENT season								
HJ	27	Montez BLAIR	SO	2.15m	7-½	3/23/12	0.85	0.13 0.98
SP	49	Stephen MOZIA	FR	17.58m	57-8¼	3/23/12	0.025	0.00 0.03
Scored bests come from PRE-SEASON DATA								
DEC	15	Nick HUBER	SR	7,593		4/9/11	6	0.85 6.85
Team Total								7.86

107



Gardner-Webb

Big South Conference

▲ 20

Event	Scrd As	Athlete	Yr	Scored Mark	Date	Pl. Pts.	Bonus	TOTAL
Scored bests come from CURRENT season								
HT	14	Carson SEARS	SO	64.48m	211-6	3/23/12	7	0.64 7.64
Team Total								7.64

108



UTEP

Conference USA

▲ 11

Event	Scrd As	Athlete	Yr	Scored Mark	Date	Pl. Pts.	Bonus	TOTAL
Scored bests come from CURRENT season								
400m	31	A-Shawni MITCHELL	FR	46.49cA	46.38	3/24/12	0.65	0.19 0.84
1500m	36	Justice CHIRCHIR	SR	3:44.38cA	3:47.85	3/24/12	0.4	0.20 0.60
Steeple	38	Anthony ROTICH	FR	8:56.06		3/28/12	0.3	0.09 0.39
HT	41	Demetris ELIA	FR	60.32m	197-11	3/28/12	0.225	0.00 0.22
JAV	23	Richard OLSSON	SO	71.58m	234-10	3/24/12	1.5	0.21 1.71
Scored bests come from PRE-SEASON DATA								
1500m	35	Elkana ROTICH	JR	3:44.36		4/15/11	0.45	0.20 0.65
4x100	22			39.76		4/15/11	2	0.35 2.35
4x400	33			3:07.80		4/27/11	0.55	0.20 0.75
Team Total								7.52

109



Eastern Kentucky

Ohio Valley Conference

▲ 9

Event	Scrd As	Athlete	Yr	Scored Mark	Date	Pl. Pts.	Bonus	TOTAL
Scored bests come from CURRENT season								
5000m	33	Soufiane BOUCHIKHI	JR	13:50.64		3/30/12	0.55	0.16 0.71
Scored bests come from PRE-SEASON DATA								
5000m	16	Ben CHERUIYOT	SR	13:41.80		4/15/11	5	0.64 5.64
10k	28	Ben CHERUIYOT	SR	29:18.58		4/28/11	0.8	0.25 1.05
Team Total								7.41

110



Pittsburgh

BIG EAST Conference

▼ 2

Event	Scrd As	Athlete	Yr	Scored Mark	Date	Pl. Pts.	Bonus	TOTAL
Scored bests come from PRE-SEASON DATA								
400m	46	Brycen SPRATLING	SO	46.65		5/12/11	0.1	0.08 0.18
H400	15	Jermaine LOWERY	SR	50.66		5/28/11	6	0.76 6.76
Team Total								6.94

111



Charlotte

Atlantic 10 Conference

▼ 13

Event	Scrd As	Athlete	Yr	Scored Mark	Date	Pl. Pts.	Bonus	TOTAL
Scored bests come from PRE-SEASON DATA								
100m	42	Sam JORDAN	SR	10.36		4/23/11	0.2	0.00 0.20
4x100	48			40.33		5/7/11	0.05	0.00 0.05
SP	19	Jake DEATON	SR	18.30m	60-¾	5/28/11	3.5	0.35 3.85
DISC	21	Jake DEATON	SR	55.73m	182-10	5/7/11	2.5	0.29 2.79
Team Total								6.89

112



Southern Miss

Conference USA

▼ 9

Event	Scrd As	Athlete	Yr	Scored Mark	Date	Pl. Pts.	Bonus	TOTAL
Scored bests come from PRE-SEASON DATA								
100m	28	Justin SIMS	JR	10.28w		4/30/11	0.8	0.22 1.02
HJ	27	Marcus NORWOOD	SR	2.15m	7-½	4/1/11	0.85	0.13 0.98
SP	49	Robert COLLINGWOOD	JR	17.58m	57-8¼	5/12/11	0.025	0.00 0.03
HT	29	Suyi GEORGEWILL	JR	61.81m	202-9	5/12/11	0.75	0.00 0.75
JAV	19	Kyle SMITH	SR	72.57m	238-1	4/1/11	3.5	0.47 3.97
Team Total								6.74

"Scrd As", short for "Scored As", Standing used for place points portion of performance's score combining preseason data (when applied) to current season data

Numbers in BLACK are both the performance's actual NCAA rank AND "scored as" rank Numbers in RED indicate actual NCAA rank does not exist or is worse than "scored as" rank Numbers in BLUE indicate actual NCAA rank is better than "scored as" rank

USTFCCCA Non-Member

Non-Member Schools Will NOT be ranked, beginning Week 2



2012 Outdoor Track & Field, Week #1

Only those who score >0.01 pts are shown
D denotes multiple-event rule in affect

MEN

113



Rutgers

BIG EAST Conference

▼ 8

Event	Scrd As	Athlete	Yr	Scored Mark	Date	Pl. Pts.	Bonus	TOTAL
Scored bests come from CURRENT season								
► LJ	27	Corey CRAWFORD	FR	7.61m	24-11%	3/15/12	0.85	0.21 1.06
► TJ	39	Kevin BOSTICK	JR	15.49m	50-10	3/15/12	0.275	0.00 0.28
Scored bests come from PRE-SEASON DATA								
► H400	17	Aaron YOUNGER	SR	50.76		5/6/11	4.5	0.63 5.13
► 4x400	43			3:08.82		5/6/11	0.175	0.01 0.19
Team Total								6.65

114



Villanova

BIG EAST Conference

▲ 2

Event	Scrd As	Athlete	Yr	Scored Mark	Date	Pl. Pts.	Bonus	TOTAL
Scored bests come from PRE-SEASON DATA								
► 1500m	17	Mathew MILDENHALL	JR	3:42.76		5/14/11	4.5	0.58 5.08
► 1500m	37	Brian TETREAULT	SR	3:44.41		5/14/11	0.35	0.20 0.55
► 5000m	39	Mathew MILDENHALL	JR	13:55.04		4/14/11	0.275	0.00 0.28
► H400	43	Nicoy HINES	JR	51.64		5/6/11	0.175	0.00 0.17
Team Total								6.08

115



Coastal Carolina

Big South Conference

▲ 21

Event	Scrd As	Athlete	Yr	Scored Mark	Date	Pl. Pts.	Bonus	TOTAL
Scored bests come from CURRENT season								
► JAV	17	Jason FLANAGAN	SR	72.87m	239-1	3/30/12	4.5	0.55 5.05
► JAV	36	Jackson CORCORAN	SO	68.95m	226-2	3/15/12	0.4	0.00 0.40
Scored bests come from PRE-SEASON DATA								
► 4x100	45			40.27		4/8/11	0.125	0.00 0.13
Team Total								5.57

116



Campbell

Big South Conference

▼ 14

Event	Scrd As	Athlete	Yr	Scored Mark	Date	Pl. Pts.	Bonus	TOTAL
Scored bests come from PRE-SEASON DATA								
► LJ	16	Diego LAWRENCE	JR	7.72mw	25-4	5/7/11	5	0.56 5.56
Team Total								5.56

117



Rider

Metro Atlantic Athletic Conference

▲ 5

Event	Scrd As	Athlete	Yr	Scored Mark	Date	Pl. Pts.	Bonus	TOTAL
Scored bests come from PRE-SEASON DATA								
► Steeple	16	Mike SOROKO	SR	8:49.63		5/13/11	5	0.54 5.54
Team Total								5.54

118



Charleston Southern

Big South Conference

▼ 5

Event	Scrd As	Athlete	Yr	Scored Mark	Date	Pl. Pts.	Bonus	TOTAL
Scored bests come from PRE-SEASON DATA								
► 100m	19	Javon YOUNG	SR	10.20w		5/13/11	3.5	0.69 4.19
► 4x100	24			39.78		5/13/11	1	0.33 1.33
Team Total								5.52

119



Western Carolina

Southern Conference

▲ 2

Event	Scrd As	Athlete	Yr	Scored Mark	Date	Pl. Pts.	Bonus	TOTAL
Scored bests come from PRE-SEASON DATA								
► 4x100	49			40.36		4/9/11	0.025	0.00 0.03
► 4x400	16			3:06.25		5/28/11	5	0.49 5.49
Team Total								5.51

120



Arkansas-Pine Bluff

Southwestern Athletic Conference

▲ 78

Event	Scrd As	Athlete	Yr	Scored Mark	Date	Pl. Pts.	Bonus	TOTAL
Scored bests come from CURRENT season								
► SP	16	Terron ARMSTEAD	JR	18.36m	60-3	3/31/12	5	0.42 5.42
Team Total								5.42

"Scrd As", short for "Scored As", Standing used for place points portion of performance's score combining preseason data (when applied) to current season data

Numbers in BLACK are both the performance's actual NCAA rank AND "scored as" rank Numbers in RED indicate actual NCAA rank does not exist or is worse than "scored as" rank Numbers in BLUE indicate actual NCAA rank is better than "scored as" rank

USTFCCCA Non-Member

Non-Member Schools Will NOT be ranked, beginning Week 2



2012 Outdoor Track & Field, Week #1

Only those who score >0.01 pts are shown
D denotes multiple-event rule in affect

MEN

121



Louisville

BIG EAST Conference

▼ 7

Event	Scrd As	Athlete	Yr	Scored Mark	Date	Pl. Pts.	Bonus	TOTAL
Scored bests come from CURRENT season								
▶ HT	42	Sam BOMBAUGH	SO	60.27m	197-9	3/24/12	0.2	0.00 0.20
Scored bests come from PRE-SEASON DATA								
▶ 100m	46	Emmanuel MATADI	JR	10.37w		4/2/11	0.1	0.00 0.10
▶ Steeple	23	Mattias WOLTER	SO	8:51.92		4/14/11	1.5	0.38 1.88
▶ LJ	21	Wesley SMITH	SR	7.63m	25-½	5/6/11	2.5	0.27 2.77
Team Total								4.95

122



VMI

Big South Conference

▲ 3

Event	Scrd As	Athlete	Yr	Scored Mark	Date	Pl. Pts.	Bonus	TOTAL
Scored bests come from CURRENT season								
▶ 800m	17	Felix KITUR	SR	1:48.14		3/30/12	4.5	0.44 4.94
Team Total								4.94

123



Southeastern Louisian

Southland Conference

▲ 78

Event	Scrd As	Athlete	Yr	Scored Mark	Date	Pl. Pts.	Bonus	TOTAL
Scored bests come from CURRENT season								
▶ PV	17	Kovey SIMMONS	SR	5.31m	17-5	3/23/12	4.5	0.37 4.87
Team Total								4.87

124



Texas State

Southland Conference

▼ 7

Event	Scrd As	Athlete	Yr	Scored Mark	Date	Pl. Pts.	Bonus	TOTAL
Scored bests come from CURRENT season								
▶ 4x100	42	Young, Johnson, Reed, Thomas		40.23		3/22/12	0.2	0.00 0.20
▶ PV	18	Logan CUNNINGHAM	JR	5.30m	17-4½	3/28/12	4	0.31 4.31
Team Total								4.51

125



Harvard

Ivy League

▲ 50

Event	Scrd As	Athlete	Yr	Scored Mark	Date	Pl. Pts.	Bonus	TOTAL
Scored bests come from CURRENT season								
▶ PV	18	Nico WEILER	JR	5.30m	17-4½	3/30/12	4	0.31 4.31
▶ JAV	48	Dean SULLIVAN	FR	67.00m	219-9	3/30/12	0.05	0.00 0.05
Scored bests come from PRE-SEASON DATA								
▶ SP	46	Dustin BRODE	SO	17.65m	57-11	5/7/11	0.1	0.00 0.10
Team Total								4.46

126



Idaho State

Big Sky Conference

▼ 29

Event	Scrd As	Athlete	Yr	Scored Mark	Date	Pl. Pts.	Bonus	TOTAL
Scored bests come from PRE-SEASON DATA								
▶ PV	18	Michael ARNOLD	SR	5.30m	17-4½	4/23/11	4	0.31 4.31
Team Total								4.31

127



Syracuse

BIG EAST Conference

▲ 1

Event	Scrd As	Athlete	Yr	Scored Mark	Date	Pl. Pts.	Bonus	TOTAL
Scored bests come from PRE-SEASON DATA								
▶ 10k	20	Tito MEDRANO	JR	29:10.01		5/28/11	3	0.41 3.41
▶ Steeple	34	Pat DUPONT	JR	8:54.29		4/22/11	0.5	0.21 0.71
Team Total								4.12

128



Montana State

Big Sky Conference

▼ 17

Event	Scrd As	Athlete	Yr	Scored Mark	Date	Pl. Pts.	Bonus	TOTAL
Scored bests come from PRE-SEASON DATA								
▶ HT	24	David PHILLIPS	JR	62.51m	205-1	5/11/11	1	0.15 1.15
▶ DEC	21	Jeff MOHL	JR	7,371		5/11/11	2.5	0.31 2.81
▶ DEC	44	Asa STAVEN	SR	6,993		5/11/11	0.15	0.00 0.15
Team Total								4.12

"Scrd As", short for "Scored As", Standing used for place points portion of performance's score combining preseason data (when applied) to current season data

Numbers in BLACK are both the performance's actual NCAA rank AND "scored as" rank Numbers in RED indicate actual NCAA rank does not exist or is worse than "scored as" rank Numbers in BLUE indicate actual NCAA rank is better than "scored as" rank

USTFCCCA Non-Member

Non-Member Schools Will NOT be ranked, beginning Week 2



2012 Outdoor Track & Field, Week #1

Only those who score >0.01 pts are shown
D denotes multiple-event rule in affect

MEN

129



Kennesaw State

Atlantic Sun Conference

▲ 1

Event	Scrd As	Athlete	Yr	Scored Mark	Date	Pl. Pts.	Bonus	TOTAL
Scored bests come from PRE-SEASON DATA								
▶ H110	19	Kendall PARKS	SR	13.76w	4/15/11	3.5	0.43	3.93
Team Total								3.93

130



Weber State

Big Sky Conference

▼ 1

Event	Scrd As	Athlete	Yr	Scored Mark	Date	Pl. Pts.	Bonus	TOTAL
Scored bests come from PRE-SEASON DATA								
▶ Steeple	20	John COYLE	SR	8:50.83	5/11/11	3	0.45	3.45
Team Total								3.45

131



Bucknell

Patriot League

▼ 8

Event	Scrd As	Athlete	Yr	Scored Mark		Date	Pl. Pts.	Bonus	TOTAL
Scored bests come from PRE-SEASON DATA									
▶ JAV	20	Ted HEITZMAN	SR	72.45m	237-8	4/15/11	3	0.44	3.44
Team Total									3.44

132



Bethune-Cookman

Mid-Eastern Athletic Conference

▼ 6

Event	Scrd As	Athlete	Yr	Scored Mark	Date	Pl. Pts.	Bonus	TOTAL
Scored bests come from CURRENT season								
▶ 400m	34	Stephon PAMILTON	SO	46.52	3/16/12	0.5	0.17	0.67
Scored bests come from PRE-SEASON DATA								
▶ H110	22	Kemar CLARKE	SR	13.78	5/14/11	2	0.38	2.38
▶ 4x400	38			3:08.40	5/14/11	0.3	0.09	0.39
Team Total								3.43

133



Loyola-Chicago

Horizon League

▼ 13

Event	Scrd As	Athlete	Yr	Scored Mark	Date	Pl. Pts.	Bonus	TOTAL
Scored bests come from PRE-SEASON DATA								
▶ 800m	38	Declan MURRAY	JR	1:48.99	5/12/11	0.3	0.21	0.51
▶ LJ	21	James MCLACHLAN	SO	7.63m	25-½ 5/6/11	2.5	0.27	2.77
Team Total								3.29

134




Tennessee

Southeastern Conference

▼ 19

Event	Scrd As	Athlete	Yr	Scored Mark		Date	Pl. Pts.	Bonus	TOTAL
Scored bests come from CURRENT season									
▶ 4x100	33	Juin, James, Nelvis, Hardnick		40.09		3/31/12	0.55	0.08	0.63
▶ SP	23	Matthew HOTY	FR	18.23m	59-9%	3/31/12	1.5	0.27	1.77
Scored bests come from PRE-SEASON DATA									
▶ PV	28	Robert RASNICK	SR	5.25m	17-2%	5/29/10	0.8	0.02	0.82
Team Total									3.21

135




UNC-Wilmington

Colonial Athletic Association

▼ 2

Event	Scrd As	Athlete	Yr	Scored Mark	Date	Pl. Pts.	Bonus	TOTAL
Scored bests come from PRE-SEASON DATA								
▶ 800m	23	Bob VANDERHAM	SR	1:48.67	5/6/11	1.5	0.30	1.80
▶ 800m	28	Wil ZAHORODNY	SR	1:48.78	5/6/11	0.8	0.27	1.07
Team Total								2.87

136



Buffalo

Mid-American Conference

▲ 37

Event	Scrd As	Athlete	Yr	Scored Mark		Date	Pl. Pts.	Bonus	TOTAL
Scored bests come from CURRENT season									
▶ SP	22	Robert GOLABEK	SR	18.27m	59-11½	3/31/12	2	0.31	2.31
Scored bests come from PRE-SEASON DATA									
▶ H400	48	William COLE	JR	51.74		5/12/11	0.05	0.00	0.05
▶ DISC	46	Evan PALMER	SO	54.00m	177-2	5/12/11	0.1	0.00	0.10
Team Total									2.46

"Scrd As", short for "Scored As", Standing used for place points portion of performance's score combining preseason data (when applied) to current season data

Numbers in BLACK are both the performance's actual NCAA rank AND "scored as" rank Numbers in RED indicate actual NCAA rank does not exist or is worse than "scored as" rank Numbers in BLUE indicate actual NCAA rank is better than "scored as" rank

USTFCCCA Non-Member

Non-Member Schools Will NOT be ranked, beginning Week 2



2012 Outdoor Track & Field, Week #1

Only those who score >0.01 pts are shown
D denotes multiple-event rule in affect

MEN

137



Memphis

Conference USA

▲23

Event	Scrd As	Athlete	Yr	Scored Mark	Date	Pl. Pts.	Bonus	TOTAL
Scored bests come from CURRENT season								
HJ	27	Darius LYNWOOD	SO	2.15m	7-½	3/23/12	0.85	0.13 0.98
PV	27	Karlis PUJATS	SR	5.26m	17-3	3/23/12	0.85	0.08 0.93
Scored bests come from PRE-SEASON DATA								
H110	33	Robert JACKSON	SR	13.93		5/28/11	0.55	0.00 0.55
Team Total								2.45

138



Colorado State

Mountain West Conference

▼1

Event	Scrd As	Athlete	Yr	Scored Mark	Date	Pl. Pts.	Bonus	TOTAL
Scored bests come from PRE-SEASON DATA								
Steeple	22	Spenser LYNASS	SR	8:51.10		5/1/11	2	0.43 2.43
Team Total								2.43

139



East Carolina

Conference USA

▼5

Event	Scrd As	Athlete	Yr	Scored Mark	Date	Pl. Pts.	Bonus	TOTAL
Scored bests come from CURRENT season								
SP	31	Dennis ALIOTTA	JR	17.92m	58-9½	3/30/12	0.65	0.00 0.65
HT	31	Dennis ALIOTTA	JR	61.73m	202-6	3/30/12	0.65	0.00 0.65
HT	44	Montrell MORROW	SO	60.11m	197-2	3/30/12	0.15	0.00 0.15
Scored bests come from PRE-SEASON DATA								
H400	49	Quinton HARLEY		51.77		5/4/11	0.025	0.00 0.03
4x100	43			40.24		5/12/11	0.175	0.00 0.18
DISC	48	Montrell MORROW	JR	53.83m	176-7	5/28/11	0.05	0.00 0.05
JAV	35	Matthew MCCONAUGHEY	SO	69.31m	227-4	5/16/10	0.45	0.00 0.45
Team Total								2.15

140



Wyoming

Mountain West Conference

▼2

Event	Scrd As	Athlete	Yr	Scored Mark	Date	Pl. Pts.	Bonus	TOTAL
Scored bests come from CURRENT season								
TJ	33	Jeremiah JAMES	SR	15.56m	51-¾	3/2/12	0.55	0.10 0.65
Scored bests come from PRE-SEASON DATA								
200m	58	Mario HARRIS	JR	20.94w		5/1/11		0.01 0.01
5000m	43	Greg MILLER	SR	13:58.43		5/11/11	0.175	0.00 0.17
10k	34	Greg MILLER	SR	29:27.76		4/14/11	0.5	0.08 0.58
Steeple	39	Garrett ZANS	SO	8:56.30		5/11/11	0.275	0.07 0.35
HJ	43	Tyler SKINNER	JR	2.14m	7-¾	4/2/11	0.175	0.02 0.19
Team Total								1.96

141



Columbia

Ivy League

▼6

Event	Scrd As	Athlete	Yr	Scored Mark	Date	Pl. Pts.	Bonus	TOTAL
Scored bests come from PRE-SEASON DATA								
1500m	23	Mark FEIGEN	JR	3:43.24		5/14/11	1.5	0.44 1.94
Team Total								1.94

142



Boston University

America East Conference

unch

Event	Scrd As	Athlete	Yr	Scored Mark	Date	Pl. Pts.	Bonus	TOTAL
Scored bests come from PRE-SEASON DATA								
400m	23	Tewado LATTY	SR	46.29		5/7/11	1.5	0.33 1.83
4x400	50			3:09.49		4/28/11	0.01	0.00 0.01
Team Total								1.84

143



High Point

Big South Conference

▲3

Event	Scrd As	Athlete	Yr	Scored Mark	Date	Pl. Pts.	Bonus	TOTAL
Scored bests come from CURRENT season								
100m	32	Evan EMERY	SO	10.31		3/16/12	0.6	0.12 0.72
200m	44	Evan EMERY	SO	20.87		3/24/12	0.15	0.12 0.27
Scored bests come from PRE-SEASON DATA								
Steeple	33	Jacob SMITH	JR	8:54.24		4/21/11	0.55	0.22 0.77
Team Total								1.76

"Scrd As", short for "Scored As", Standing used for place points portion of performance's score combining preseason data (when applied) to current season data

Numbers in BLACK are both the performance's actual NCAA rank AND "scored as" rank Numbers in RED indicate actual NCAA rank does not exist or is worse than "scored as" rank Numbers in BLUE indicate actual NCAA rank is better than "scored as" rank

USTFCCCA Non-Member

Non-Member Schools Will NOT be ranked, beginning Week 2



2012 Outdoor Track & Field, Week #1

Only those who score >0.01 pts are shown
D denotes multiple-event rule in affect

MEN

144



Utah State

Western Athletic Conference

▼ 12

Event	Scrd As	Athlete	Yr	Scored Mark	Date	Pl. Pts.	Bonus	TOTAL
Scored bests come from PRE-SEASON DATA								
▶ Steeple	31	Daniel HOWELL	SR	8:53.81	4/14/11	0.65	0.24	0.89
▶ SP	28	Joe CANAVAN	SR	17.93m	58-10 4/16/11	0.8	0.00	0.80
Team Total								1.69

145



Georgetown

BIG EAST Conference

▼ 5

Event	Scrd As	Athlete	Yr	Scored Mark	Date	Pl. Pts.	Bonus	TOTAL
Scored bests come from PRE-SEASON DATA								
▶ 800m	48	Theon O'CONNER	SR	1:49.32	5/6/11	0.05	0.12	0.17
▶ 800m	54	Billy LEDDER	SO	1:49.60	5/14/11		0.05	0.05
▶ H400	24	Toby ULM	SR	51.05	5/6/11	1	0.34	1.34
Team Total								1.56

146



Middle Tennessee

Sun Belt Conference

▲ 4

Event	Scrd As	Athlete	Yr	Scored Mark	Date	Pl. Pts.	Bonus	TOTAL	
Scored bests come from CURRENT season									
▶ H110	41	Roscoe PAYNE	SR	13.97	3/23/12	0.225	0.00	0.22	
▶ H400	32	Roscoe PAYNE	SR	51.43	3/17/12	0.6	0.09	0.69	
▶ TJ	49	Cordairo GOLDEN	SO	15.37m	50-5½	3/23/12	0.025	0.00	0.03
Scored bests come from PRE-SEASON DATA									
▶ 400m	36	Noah AKWU	JR	46.53	5/28/11	0.4	0.16	0.56	
Team Total								1.50	

147



Texas Southern

Southwestern Athletic Conference

▲ 54

Event	Scrd As	Athlete	Yr	Scored Mark	Date	Pl. Pts.	Bonus	TOTAL
Scored bests come from CURRENT season								
▶ H110	26	Sheldon WILKINSON	SR	13.82w	3/28/12	0.9	0.27	1.17
▶ 4x400	41	Lacroix, Lacroix, Dickerson, Holmes		3:08.64	3/22/12	0.225	0.05	0.27
Team Total								1.44

148




Wake Forest

Atlantic Coast Conference

▼ 9

Event	Scrd As	Athlete	Yr	Scored Mark	Date	Pl. Pts.	Bonus	TOTAL	
Scored bests come from CURRENT season									
▶ Steeple	43	Paul LOESER	SR	8:57.21	3/30/12	0.175	0.01	0.19	
▶ JAV	25	Ben LINCOLN	JR	71.41m	234-3	3/16/12	0.95	0.17	1.12
Team Total								1.31	

149



Connecticut

BIG EAST Conference

▼ 5

Event	Scrd As	Athlete	Yr	Scored Mark		Date	Pl. Pts.	Bonus	TOTAL
Scored bests come from PRE-SEASON DATA									
▶ SP	48	Mike ALLEMAN	JR	17.59m	57-8½	5/13/11	0.05	0.00	0.05
▶ HT	39	Joshua FABOYEDE	JR	60.63m	198-11	5/13/11	0.275	0.00	0.28
▶ JAV	27	cody UNGER	JR	71.23m	233-8	4/16/11	0.85	0.12	0.97
Team Total									1.30

150



Louisiana Tech

Western Athletic Conference

▼ 5

Event	Scrd As	Athlete	Yr	Scored Mark	Date	Pl. Pts.	Bonus	TOTAL
Scored bests come from PRE-SEASON DATA								
▶ 100m	37	Dennis RICHARDSON	SO	10.34	4/2/11	0.35	0.01	0.36
▶ 200m	51	Trey HADNOT	SO	20.89	5/10/11		0.09	0.09
▶ 4x100	31			40.00	4/27/11	0.65	0.15	0.80
Team Total								1.25

151



Coppin State

Mid-Eastern Athletic Conference

▼ 4

Event	Scrd As	Athlete	Yr	Scored Mark	Date	Pl. Pts.	Bonus	TOTAL
Scored bests come from PRE-SEASON DATA								
▶ H400	25	Jibri VICTORIAN	JR	51.12	5/13/11	0.95	0.30	1.25
Team Total								1.25

"Scrd As", short for "Scored As", Standing used for place points portion of performance's score combining preseason data (when applied) to current season data

Numbers in BLACK are both the performance's actual NCAA rank AND "scored as" rank Numbers in RED indicate actual NCAA rank does not exist or is worse than "scored as" rank Numbers in BLUE indicate actual NCAA rank is better than "scored as" rank

USTFCCCA Non-Member

Non-Member Schools Will NOT be ranked, beginning Week 2



2012 Outdoor Track & Field, Week #1

Only those who score >0.01 pts are shown
D denotes multiple-event rule in affect

MEN

152



Iona

Metro Atlantic Athletic Conference

▲ 10

Event	Scrd As	Athlete	Yr	Scored Mark	Date	Pl. Pts.	Bonus	TOTAL
Scored bests come from PRE-SEASON DATA								
▶ 10k	27	Alexander SODERBERG	SR	29:18.45	5/28/11	0.85	0.25	1.10
Team Total								1.10

153



SIU Edwardsville

Ohio Valley Conference

▲ 15

Event	Scrd As	Athlete	Yr	Scored Mark	Date	Pl. Pts.	Bonus	TOTAL
Scored bests come from CURRENT season								
▶ H400	35	William LINDSEY	SO	51.48	3/31/12	0.45	0.06	0.51
Scored bests come from PRE-SEASON DATA								
▶ H110	33	William LINDSEY	SO	13.93w	4/9/11	0.55	0.00	0.55
Team Total								1.06

154



Winthrop

Big South Conference

▼ 11

Event	Scrd As	Athlete	Yr	Scored Mark		Date	Pl. Pts.	Bonus	TOTAL
Scored bests come from CURRENT season									
▶ JAV	26	Jared BAIRD	SR	71.30m	233-11	3/2/12	0.9	0.14	1.04
Team Total									1.04

155



Yale

Ivy League

▲ 2

Event	Scrd As	Athlete	Yr	Scored Mark	Date	Pl. Pts.	Bonus	TOTAL	
Scored bests come from PRE-SEASON DATA									
▶ Steeple	32	Nathan RICHARDS	SR	8:54.15	4/22/11	0.6	0.22	0.82	
▶ DISC	43	Michael LEVINE	JR	54.28m	178-1	5/7/11	0.175	0.00	0.17
Team Total								1.00	

156



Fordham

Atlantic 10 Conference

▲ 45

Event	Scrd As	Athlete	Yr	Scored Mark	Date	Pl. Pts.	Bonus	TOTAL	
Scored bests come from CURRENT season									
▶ HJ	27	David FAJOYOMI	SO	2.15m	7-½	3/30/12	0.85	0.13	0.98
Team Total								0.98	

156



Maryland

Atlantic Coast Conference

▼ 8

Event	Scrd As	Athlete	Yr	Scored Mark		Date	Pl. Pts.	Bonus	TOTAL
Scored bests come from PRE-SEASON DATA									
▶ HJ	27	Jon HILL	JR	2.15m	7-½	4/1/11	0.85	0.13	0.98
Team Total									0.98

158



Monmouth

Northeast Conference

▼ 4

Event	Scrd As	Athlete	Yr	Scored Mark		Date	Pl. Pts.	Bonus	TOTAL
Scored bests come from PRE-SEASON DATA									
▶ SP	44	Vincent ELARDO	SR	17.68m	58-¾	5/29/10	0.15	0.00	0.15
▶ HT	47	Vincent ELARDO	SR	59.92m	196-7	5/1/10	0.075	0.00	0.08
▶ JAV	30	Vincent DUVERNOIS	JR	70.31m	230-8	4/16/11	0.7	0.00	0.70
Team Total									0.92

159




Cal Poly

Big West Conference

▼ 8

Event	Scrd As	Athlete	Yr	Scored Mark		Date	Pl. Pts.	Bonus	TOTAL
Scored bests come from PRE-SEASON DATA									
▶ PV	39	Kyle INKS	SR	5.20m	17-¾	4/30/11	0.275	0.00	0.28
▶ DEC	33	Dominic BYRNE	JR	7,182		5/6/11	0.55	0.00	0.55
Team Total									0.83

160



Seattle

Great West Conference

▲ 6

Event	Scrd As	Athlete	Yr	Scored Mark		Date	Pl. Pts.	Bonus	TOTAL
Scored bests come from PRE-SEASON DATA									
▶ JAV	29	Dylan BURNETT	JR	70.66m	231-10	5/12/11	0.75	0.00	0.75
Team Total									0.75

"Scrd As", short for "Scored As", Standing used for place points portion of performance's score combining preseason data (when applied) to current season data

Numbers in BLACK are both the performance's actual NCAA rank AND "scored as" rank Numbers in RED indicate actual NCAA rank does not exist or is worse than "scored as" rank Numbers in BLUE indicate actual NCAA rank is better than "scored as" rank

USTFCCCA Non-Member

Non-Member Schools Will NOT be ranked, beginning Week 2



2012 Outdoor Track & Field, Week #1

Only those who score >0.01 pts are shown
D denotes multiple-event rule in affect

MEN

161



North Carolina A&T

▲ 4

Mid-Eastern Athletic Conference

Event	Scrd As	Athlete	Yr	Scored Mark	Date	Pl. Pts.	Bonus	TOTAL
Scored bests come from CURRENT season								
▶ 200m	58	Jarrell ELLIOTT	SR	20.94	3/23/12		0.01	0.01
Scored bests come from PRE-SEASON DATA								
▶ 200m	58	Torrance WOMACK	SR	20.94	6/11/11		0.01	0.01
▶ 4x100	32			40.04	5/28/11	0.6	0.12	0.72
Team Total								0.75

162



Albany

▼ 1

America East Conference

Event	Scrd As	Athlete	Yr	Scored Mark	Date	Pl. Pts.	Bonus	TOTAL
Scored bests come from PRE-SEASON DATA								
▶ 800m	43	Tyler FOGARTY	SR	1:49.08	5/28/10	0.175	0.19	0.36
▶ 1500m	42	Paul LAGNO	SR	3:44.66	5/13/11	0.2	0.16	0.36
Team Total								0.72

163



Montana

▲ 8

Big Sky Conference

Event	Scrd As	Athlete	Yr	Scored Mark	Date	Pl. Pts.	Bonus	TOTAL
Scored bests come from PRE-SEASON DATA								
▶ Steeple	35	Lynn REYNOLDS	SR	8:54.53	5/1/11	0.45	0.19	0.64
▶ JAV	47	Justin GRAFF	JR	67.07m	4/7/11	0.075	0.00	0.08
Team Total								0.72

164



Binghamton

▼ 6

America East Conference

Event	Scrd As	Athlete	Yr	Scored Mark	Date	Pl. Pts.	Bonus	TOTAL
Scored bests come from PRE-SEASON DATA								
▶ 1500m	45	Erik VAN INGEN	SR	3:44.71	6/11/11	0.125	0.16	0.28
▶ 10k	42	Jeff MARTINEZ	JR	29:35.58	5/28/11	0.2	0.00	0.20
▶ 4x400	42			3:08.75	5/13/11	0.2	0.03	0.23
Team Total								0.71

165



Samford

▼ 12

Southern Conference

Event	Scrd As	Athlete	Yr	Scored Mark	Date	Pl. Pts.	Bonus	TOTAL
Scored bests come from PRE-SEASON DATA								
▶ PV	37	Michael SEAMAN	SR	5.21m	5/6/11	0.35	0.00	0.35
▶ DEC	37	Brandon BASSETT	JR	7,040	4/22/11	0.35	0.00	0.35
Team Total								0.70

166



UMKC

▲ 6

The Summit League

Event	Scrd As	Athlete	Yr	Scored Mark	Date	Pl. Pts.	Bonus	TOTAL
Scored bests come from PRE-SEASON DATA								
▶ 10k	33	cosmas AYABEI	JR	29:25.29	4/14/11	0.55	0.13	0.68
Team Total								0.68

167



South Alabama

▼ 11

Sun Belt Conference

Event	Scrd As	Athlete	Yr	Scored Mark	Date	Pl. Pts.	Bonus	TOTAL
Scored bests come from CURRENT season								
▶ DISC	40	Joey TORRES	SR	54.43m	3/15/12	0.25	0.00	0.25
Scored bests come from PRE-SEASON DATA								
▶ 200m	42	Anton GRAPHENREED	SR	20.86w	4/23/11	0.2	0.14	0.34
Team Total								0.59

168



South Dakota

▲ 33

The Summit League

Event	Scrd As	Athlete	Yr	Scored Mark	Date	Pl. Pts.	Bonus	TOTAL
Scored bests come from CURRENT season								
▶ 800m	56	Casey SHADE	JR	1:49.64	3/30/12		0.04	0.04
▶ PV	39	Kyle BALLEW	SO	5.20m	3/28/12	0.275	0.00	0.28
▶ SP	41	Kyle MCKELVEY	FR	17.75m	3/30/12	0.225	0.00	0.22
Team Total								0.54

"Scrd As", short for "Scored As", Standing used for place points portion of performance's score combining preseason data (when applied) to current season data

Numbers in BLACK are both the performance's actual NCAA rank AND "scored as" rank Numbers in RED indicate actual NCAA rank does not exist or is worse than "scored as" rank Numbers in BLUE indicate actual NCAA rank is better than "scored as" rank

USTFCCCA Non-Member

Non-Member Schools Will NOT be ranked, beginning Week 2



2012 Outdoor Track & Field, Week #1

Only those who score >0.01 pts are shown
D denotes multiple-event rule in affect

MEN

169

Long Island
Northeast Conference

unch

Event	Scrd As	Athlete	Yr	Scored Mark	Date	Pl. Pts.	Bonus	TOTAL
Scored bests come from CURRENT season								
TJ	36	Wilnot STUBBLEFIELD	JR	15.54m	51-0	3/15/12	0.4	0.07 0.47
Team Total								0.47

170

Central Arkansas
Southland Conference

▲31

Event	Scrd As	Athlete	Yr	Scored Mark	Date	Pl. Pts.	Bonus	TOTAL
Scored bests come from CURRENT season								
400m	38	Sage RAPHAEL	SR	46.54	3/31/12	0.3	0.15	0.45
Team Total								0.45

171

UNC Asheville
Big South Conference

▲30

Event	Scrd As	Athlete	Yr	Scored Mark	Date	Pl. Pts.	Bonus	TOTAL
Scored bests come from CURRENT season								
H110	36	Milan RISTIC	SO	13.94	3/30/12	0.4	0.00	0.40
Team Total								0.40

172

Marquette
BIG EAST Conference

▲9

Event	Scrd As	Athlete	Yr	Scored Mark	Date	Pl. Pts.	Bonus	TOTAL
Scored bests come from PRE-SEASON DATA								
10k	37	Nick SZCZEC	SR	29:29.91	4/14/11	0.35	0.04	0.39
Team Total								0.39

173

UC Davis
Big West Conference

▼14

Event	Scrd As	Athlete	Yr	Scored Mark	Date	Pl. Pts.	Bonus	TOTAL
Scored bests come from PRE-SEASON DATA								
PV	37	Ethan OSTROM	JR	5.21m	17-1	5/13/11	0.35	0.00 0.35
Team Total								0.35

174

Rice
Conference USA

▼10

Event	Scrd As	Athlete	Yr	Scored Mark	Date	Pl. Pts.	Bonus	TOTAL
Scored bests come from PRE-SEASON DATA								
4x400	49			3:09.45	5/11/11	0.025	0.00	0.03
SP	39	Alex ZINCHENKO	JR	17.77m	58-3½	5/12/11	0.275	0.00 0.28
DEC	49	Clayton CHANEY	JR	6,901		5/12/11	0.025	0.00 0.03
Team Total								0.33

175

Arkansas State
Sun Belt Conference

▲26

Event	Scrd As	Athlete	Yr	Scored Mark	Date	Pl. Pts.	Bonus	TOTAL
Scored bests come from CURRENT season								
PV	39	Ethan SANDUSKY	SO	5.20m	17-¾	3/31/12	0.275	0.00 0.28
Team Total								0.28

176

CSU Bakersfield
Independent (DI)

▲1

Event	Scrd As	Athlete	Yr	Scored Mark	Date	Pl. Pts.	Bonus	TOTAL
Scored bests come from PRE-SEASON DATA								
200m	44	Jordan TAYLOR	SO	20.87		4/30/11	0.15	0.12 0.27
Team Total								0.27

177

Tennessee State
Ohio Valley Conference

▼1

Event	Scrd As	Athlete	Yr	Scored Mark	Date	Pl. Pts.	Bonus	TOTAL
Scored bests come from PRE-SEASON DATA								
LJ	40	Royce DATES	SO	7.53mw	24-8½	4/9/11	0.25	0.00 0.25
Team Total								0.25

178

Dartmouth
Ivy League

▲6

Event	Scrd As	Athlete	Yr	Scored Mark	Date	Pl. Pts.	Bonus	TOTAL
Scored bests come from PRE-SEASON DATA								
10k	41	Ethan SHAW	SR	29:35.17		4/14/11	0.225	0.00 0.22
Team Total								0.22

"Scrd As", short for "Scored As", Standing used for place points portion of performance's score combining preseason data (when applied) to current season data

Numbers in BLACK are both the performance's actual NCAA rank AND "scored as" rank Numbers in RED indicate actual NCAA rank does not exist or is worse than "scored as" rank Numbers in BLUE indicate actual NCAA rank is better than "scored as" rank

USTFCCCA Non-Member

Non-Member Schools Will NOT be ranked, beginning Week 2



2012 Outdoor Track & Field, Week #1

Only those who score >0.01 pts are shown
D denotes multiple-event rule in affect

MEN

179



Eastern Michigan

unch

Mid-American Conference

Event	Scrd As	Athlete	Yr	Scored Mark	Date	Pl. Pts.	Bonus	TOTAL
Scored bests come from PRE-SEASON DATA								
TJ	41	Donald SCOTT	SO	15.45m	4/22/11	0.225	0.00	0.22
Team Total								0.22

180



Kent State

▼10

Mid-American Conference

Event	Scrd As	Athlete	Yr	Scored Mark	Date	Pl. Pts.	Bonus	TOTAL
Scored bests come from PRE-SEASON DATA								
HJ	43	Dean WOOD	SR	2.14m	5/6/11	0.175	0.02	0.19
Team Total								0.19

181



Brown

▲2

Ivy League

Event	Scrd As	Athlete	Yr	Scored Mark	Date	Pl. Pts.	Bonus	TOTAL
Scored bests come from PRE-SEASON DATA								
JAV	42	Nick KEELING	SO	67.66m	4/2/11	0.2	0.00	0.20
Team Total								0.20

182




Fresno State

▼8

Western Athletic Conference

Event	Scrd As	Athlete	Yr	Scored Mark	Date	Pl. Pts.	Bonus	TOTAL
Scored bests come from CURRENT season								
LI	44	Devin HARRISON	FR	7.52mw	3/10/12	0.15	0.00	0.15
Scored bests come from PRE-SEASON DATA								
10k	49	Paul ZWAMA	SR	29:41.92	3/25/11	0.025	0.00	0.03
Team Total								0.18

183




Sacramento State

▲5

Big Sky Conference

Event	Scrd As	Athlete	Yr	Scored Mark	Date	Pl. Pts.	Bonus	TOTAL
Scored bests come from PRE-SEASON DATA								
4x100	43			40.24	5/11/11	0.175	0.00	0.18
Team Total								0.18

184



Miami (Ohio)

▲6

Mid-American Conference

Event	Scrd As	Athlete	Yr	Scored Mark	Date	Pl. Pts.	Bonus	TOTAL
Scored bests come from CURRENT season								
DEC	43	Jordan GOFFENA	SR	7.009	3/15/12	0.175	0.00	0.17
Team Total								0.17

184



South Carolina State

▼4

Mid-Eastern Athletic Conference

Event	Scrd As	Athlete	Yr	Scored Mark	Date	Pl. Pts.	Bonus	TOTAL
Scored bests come from PRE-SEASON DATA								
TJ	43	Marcus STEPHENS	SR	15.44m	5/5/11	0.175	0.00	0.17
Team Total								0.17

186



Northern Colorado

▼4

Big Sky Conference

Event	Scrd As	Athlete	Yr	Scored Mark	Date	Pl. Pts.	Bonus	TOTAL
Scored bests come from PRE-SEASON DATA								
200m	48	Evan TAYLOR	JR	20.88w	5/1/11	0.05	0.11	0.16
Team Total								0.16

187



North Dakota State

▼2

The Summit League

Event	Scrd As	Athlete	Yr	Scored Mark	Date	Pl. Pts.	Bonus	TOTAL
Scored bests come from PRE-SEASON DATA								
H110	44	Matt TETZLAFF	JR	13.99	5/28/11	0.15	0.00	0.15
Team Total								0.15

187



Sacred Heart

▼2

Northeast Conference

Event	Scrd As	Athlete	Yr	Scored Mark	Date	Pl. Pts.	Bonus	TOTAL
Scored bests come from PRE-SEASON DATA								
H110	44	Bertony JEAN-LOUIS		13.99	5/29/10	0.15	0.00	0.15
Team Total								0.15

"Scrd As", short for "Scored As", Standing used for place points portion of performance's score combining preseason data (when applied) to current season data

Numbers in BLACK are both the performance's actual NCAA rank AND "scored as" rank Numbers in RED indicate actual NCAA rank does not exist or is worse than "scored as" rank Numbers in BLUE indicate actual NCAA rank is better than "scored as" rank

USTFCCCA Non-Member

Non-Member Schools Will NOT be ranked, beginning Week 2



2012 Outdoor Track & Field, Week #1

Only those who score >0.01 pts are shown
 D denotes multiple-event rule in affect

MEN

189



Lehigh

Patriot League

▲ 1

Event	Scrd As	Athlete	Yr	Scored Mark	Date	Pl. Pts.	Bonus	TOTAL
-------	---------	---------	----	-------------	------	----------	-------	-------

Scored bests come from PRE-SEASON DATA

► Steeple	45	Evans KOSGEI	SR	8:57.84	4/28/11	0.125	0.00	0.13
-----------	----	--------------	----	---------	---------	-------	------	------

Team Total 0.13

190



Radford

Big South Conference

unch

Event	Scrd As	Athlete	Yr	Scored Mark	Date	Pl. Pts.	Bonus	TOTAL
-------	---------	---------	----	-------------	------	----------	-------	-------

Scored bests come from CURRENT season

► H110	47	Vincent WYATT	FR	14.01	3/16/12	0.075	0.00	0.08
--------	----	---------------	----	-------	---------	-------	------	------

Team Total 0.08

190



Southeast Missouri

Ohio Valley Conference

▼ 5

Event	Scrd As	Athlete	Yr	Scored Mark	Date	Pl. Pts.	Bonus	TOTAL
-------	---------	---------	----	-------------	------	----------	-------	-------

Scored bests come from PRE-SEASON DATA

► SP	47	Josh UCHTMAN	SR	17.62m	57-9"	5/13/11	0.075	0.00	0.08
------	----	--------------	----	--------	-------	---------	-------	------	------

Team Total 0.08

192



South Dakota State

The Summit League

▲ 3

Event	Scrd As	Athlete	Yr	Scored Mark	Date	Pl. Pts.	Bonus	TOTAL
-------	---------	---------	----	-------------	------	----------	-------	-------

Scored bests come from PRE-SEASON DATA

► 10k	48	Michael KRSNAK	SR	29:40.87	3/25/11	0.05	0.00	0.05
-------	----	----------------	----	----------	---------	------	------	------

Team Total 0.05

193



Eastern Washington

Big Sky Conference

▼ 4

Event	Scrd As	Athlete	Yr	Scored Mark	Date	Pl. Pts.	Bonus	TOTAL
-------	---------	---------	----	-------------	------	----------	-------	-------

Scored bests come from PRE-SEASON DATA

► HT	49	Jordan ARAKAWA	SO	59.81m	196-2	4/29/11	0.025	0.00	0.03
------	----	----------------	----	--------	-------	---------	-------	------	------

Team Total 0.03

"Scrd As", short for "Scored As", Standing used for place points portion of performance's score combining preseason data (when applied) to current season data

Numbers in BLACK are both the performance's actual NCAA rank AND "scored as" rank Numbers in RED indicate actual NCAA rank does not exist or is worse than "scored as" rank Numbers in BLUE indicate actual NCAA rank is better than "scored as" rank

USTFCCCA Non-Member

Non-Member Schools Will NOT be ranked, beginning Week 2




2012 Outdoor Track & Field, Week #1

Only those who score >0.01 pts are shown
D denotes multiple-event rule in affect

WOMEN

I				Oregon		unch				
				Pacific-12 Conference						
Event	Scrd As	Athlete	Yr	Scored Mark		Date	Pl. Pts.	Bonus	TOTAL	
Scored bests come from CURRENT season										
▶ 200m	38	Phyllis FRANCIS	SO	23.42		3/23/12	0.3	0.05	0.35	
▶ 400m	43	English GARDNER	SO	53.73		3/23/12	0.175	0.03	0.20	
▶ HJ	24	Chancey SUMMERS	FR	1.79m	5-10½	3/23/12	1	0.25	1.25	
Scored bests come from PRE-SEASON DATA										
▶ 100m	3	English GARDNER	SO	11.03		5/6/11	26	2.59	28.59	
▶ 100m	8	Amber PURVIS	SR	11.21		5/6/11	16	1.18	17.18	
▶ 200m	9	Amber PURVIS	SR	22.97		5/6/11	14	1.03	15.03	
▶ 200m	11	English GARDNER	SO	23.02		5/6/11	10	0.88	10.88	
▶ 400m	12	Chizoba OKODOGBE	SO	52.71		5/6/11	9	1.02	10.02	
▶ 400m	15	Amber PURVIS	SR	52.80		4/9/11	D	6	0.85	2.85
▶ 800m	1	Anne KESSELRING	JR	2:02.15		6/11/11	30	2.84	32.84	
▶ 800m	5	Laura ROESLER	SO	2:03.12		5/28/11	22	2.04	24.04	
▶ 1500m	1	Jordan HASAY	JR	4:10.28		5/1/11	30	3.24	33.24	
▶ 1500m	8	Becca FRIDAY	JR	4:15.17		6/11/11	16	1.20	17.20	
▶ 1500m	10	Alex KOSINSKI	SR	4:15.67		6/10/10	12	1.06	13.06	
▶ 1500m	14	Anne KESSELRING	JR	4:16.55		4/14/11	D	7	0.81	2.81
▶ 5000m	1	Jordan HASAY	JR	15:37.29		4/14/11	D	30	2.58	4.58
▶ 5000m	14	Alex KOSINSKI	SR	15:57.83		4/10/10	D	7	0.69	2.69
▶ 10k	13	Bronwyn CROSSMAN	SR	33:36.74		5/28/11	8	0.93	8.93	
▶ 10k	25	Sarah ANDREWS	SO	33:53.44		3/25/11	0.95	0.38	1.33	
▶ H100	28	Brianne THEISEN	SR	13.39		6/9/10	0.8	0.10	0.90	
▶ Steeple	8	Melanie THOMPSON	SO	10:03.74		6/11/11	16	1.36	17.36	
▶ Steeple	23	Taylor WALLACE	JR	10:18.19		5/28/11	1.5	0.31	1.81	
▶ 4x100	13			43.82		4/22/11	8	1.02	9.02	
▶ 4x400	3			3:28.18		6/11/11	26	2.45	28.45	
▶ HJ	2	Brianne THEISEN	SR	1.86m	6-1¼	5/15/10	28	2.11	30.11	
▶ PV	34	Kortney ROSS	SO	4.08m	13-4½	5/6/11	0.5	0.00	0.50	
▶ LJ	42	Lauryn NEWSON	SR	6.16m	20-2½	5/6/11	0.2	0.00	0.20	
▶ DISC	41	Laura BOBEK	SO	51.07m	167-6	4/22/11	0.225	0.00	0.22	
▶ HEPT	1	Brianne THEISEN	SR	6,094		6/10/10	30	5.29	35.29	
Team Total								350.95		

2



LSU

Southeastern Conference

unch

Event	Scrd As	Athlete	Yr	Scored Mark	Date	Pl. Pts.	Bonus	TOTAL
Scored bests come from CURRENT season								
▶ 100m	1	Kimberlyn DUNCAN	JR	10.94w	3/28/12	30	3.42	33.42
▶ 1500m	43	Charlene LIPSEY	JR	4:20.91	3/23/12	0.175	0.03	0.21
▶ H100	25	Shanekia HALL	JR	13.33	3/28/12	0.95	0.24	1.19
▶ 4x400	7	Alexander, Herbert, Tate, Day		3:30.42	3/28/12	18	1.46	19.46
▶ LJ	27	Brittany PORTER	JR	6.22m 20-5	3/28/12	0.85	0.11	0.96
▶ HT	13	Brieanna KENNEDY	SR	61.88m 203-0	3/23/12	8	0.63	8.63
▶ HT	24	Karen HENNING	SO	60.11m 197-2	3/23/12	1	0.16	1.16
▶ HT	40	Denise HINTON	SO	58.23m 191-0	3/28/12	0.25	0.00	0.25
▶ HEPT	30	Alexandria GOCHENOUR	FR	5,225	3/28/12	0.7	0.00	0.70
Scored bests come from PRE-SEASON DATA								
▶ 100m	2	Semoy HACKETT	SR	10.98w	4/6/11	28	3.05	31.05
▶ 100m	24	Toshika SYLVESTER	SO	11.39w	4/23/11	1	0.33	1.33
▶ 200m	1	Kimberlyn DUNCAN	JR	22.18w	4/23/11	30	4.19	34.19
▶ 200m	2	Semoy HACKETT	SR	22.41w	5/11/11	28	3.12	31.12
▶ 200m	37	Rebecca ALEXANDER	SR	23.41w	4/23/11	0.35	0.06	0.41
▶ 400m	45	Latoya MCDERMOTT	JR	53.75	4/23/11	0.125	0.02	0.14
▶ 800m	6	Charlene LIPSEY	JR	2:03.73	6/11/11	20	1.54	21.54
▶ H100	5	Jasmin STOWERS	SO	12.86w	4/6/11	22	2.09	24.09
▶ H400	4	Cassandra TATE	SR	55.99	6/11/11	24	2.45	26.45
▶ 4x100	1			42.64	6/11/11	30	3.57	33.57
▶ PV	5	Rachel LAURENT	SR	4.35m 14-3¼	4/6/11	22	1.90	23.90
▶ TJ	20	Lynnika PITTS	SO	12.90mw 42-4	4/23/11	3	0.36	3.36
▶ DISC	16	Samia STOKES	SR	54.05m 177-4	3/18/11	5	0.58	5.58
Team Total								302.70

"Scrd As", short for "Scored As", Standing used for place points portion of performance's score combining preseason data (when applied) to current season data

Numbers in BLACK are both the performance's actual NCAA rank AND "scored as" rank Numbers in RED indicate actual NCAA rank does not exist or is worse than "scored as" rank Numbers in BLUE indicate actual NCAA rank is better than "scored as" rank

USTFCCCA Non-Member

Non-Member Schools Will NOT be ranked, beginning Week 2



2012 Outdoor Track & Field, Week #1

Only those who score >0.01 pts are shown
D denotes multiple-event rule in affect

WOMEN

3



Clemson

Atlantic Coast Conference

▲ 1

Event	Scrd As	Athlete	Yr	Scored Mark		Date	Pl. Pts.	Bonus	TOTAL	
Scored bests come from CURRENT season										
▶ 100m	32	Dezerea BRYANT	FR	11.46		3/31/12	0.6	0.13	0.73	
▶ 100m	45	Monique GRACIA	SR	11.52		3/31/12	0.125	0.00	0.13	
▶ 200m	25	Dezerea BRYANT	FR	23.24		3/31/12	0.95	0.31	1.26	
▶ 200m	43	Bridgette OWENS	SO	23.51		3/31/12	0.175	0.00	0.17	
▶ 5000m	45	Natalie ANTHONY	FR	16:16.27		3/30/12	0.125	0.02	0.15	
▶ 5000m	46	Kimberly RUCK	SR	16:16.67		3/30/12	0.1	0.01	0.11	
▶ H100	3	Brianna ROLLINS	SO	12.78		3/31/12	26	2.68	28.68	
▶ H100	6	Bridgette OWENS	SO	12.88		3/31/12	20	1.94	21.94	
▶ H100	28	Kendra HARRISON	FR	13.39		3/31/12	0.8	0.10	0.90	
▶ 4x100	6	Rollins, Bryant, Wesh, Edgeron		43.50		3/23/12	20	1.70	21.70	
▶ PV	27	Christy GASPARINO	SO	4.10m	13-5½	3/23/12	0.85	0.00	0.85	
▶ PV	35	Lauren TERSTAPPEN	SO	4.07m	13-4½	3/31/12	0.45	0.00	0.45	
▶ TJ	8	April SINKLER	SR	13.32mw	43-8½	3/31/12	16	1.47	17.47	
▶ TJ	11	Jasmine BRUNSON	JR	13.08m	42-11	3/23/12	10	0.73	10.73	
Scored bests come from PRE-SEASON DATA										
▶ 100m	10	Stormy KENDRICK	JR	11.23w		4/6/11	12	1.07	13.07	
▶ 100m	21	Jasmine EDGERSON	JR	11.36w		4/21/11	2.5	0.41	2.91	
▶ 200m	14	Stormy KENDRICK	JR	23.09		4/21/11	7	0.68	7.68	
▶ 200m	26	Marlena WESH	JR	23.26		4/21/11	0.9	0.28	1.18	
▶ 400m	3	Marlena WESH	JR	52.28		4/21/11	26	1.86	27.86	
▶ 10k	2	Kimberly RUCK	SR	33:16.45		3/25/11	28	2.15	30.15	
▶ H100	20	Monique GRACIA	SR	13.26w		5/13/11	3	0.41	3.41	
▶ H100	27	Jasmine EDGERSON	JR	13.37		5/28/11	0.85	0.15	1.00	
▶ H400	12	Sonni AUSTIN	JR	57.31		5/28/11	9	0.75	9.75	
▶ H400	15	Marlena WESH	JR	57.49		4/6/11	D	6	0.65	2.65
▶ Steeple	4	Alyssa KULIK	SR	9:57.51		6/11/11	24	2.26	26.26	
▶ 4x400	20			3:35.18		4/1/11	3	0.43	3.43	
▶ HJ	8	April SINKLER	SR	1.83m	6-0	5/13/11	16	1.04	17.04	
▶ LJ	4	April SINKLER	SR	6.64mw	21-9½	5/13/11	24	2.25	26.25	
▶ LJ	30	Jasmine BRUNSON	JR	6.20m	20-4½	5/13/11	0.7	0.04	0.74	
▶ DISC	42	Brittney WALLER	JR	51.06m	167-6	5/13/11	0.2	0.00	0.20	
Team Total								278.87		

4



Southern California

Pacific-12 Conference

▼ 1

Event	Scrd As	Athlete	Yr	Scored Mark		Date	Pl. Pts.	Bonus	TOTAL	
Scored bests come from CURRENT season										
▶ H100	39	Dalilah MUHAMMAD	SR	13.52		3/9/12	0.275	0.00	0.28	
▶ 4x400	34	Puterbaugh, Jones, Payne, Ndigagbor		3:37.70		3/28/12	0.5	0.07	0.57	
▶ TJ	38	Melia COX	FR	12.71m	41-8½	3/23/12	0.3	0.00	0.30	
▶ DISC	23	Alexandra COLLATZ	FR	52.87m	173-5	3/28/12	1.5	0.20	1.70	
▶ HT	3	Jenny OZORAI	SO	68.08m	223-4	3/9/12	26	3.67	29.67	
▶ HT	5	Marissa MINDERLER	SR	64.83m	212-8	3/9/12	22	1.83	23.83	
▶ HT	15	Jade NIEMEYER	SR	61.31m	201-1	3/28/12	6	0.48	6.48	
Scored bests come from PRE-SEASON DATA										
▶ 100m	7	Jessica DAVIS	SO	11.19		5/6/11	18	1.30	19.30	
▶ 100m	31	Aareon PAYNE	SR	11.45		4/30/11	0.65	0.16	0.81	
▶ 100m	35	Loudia LAARMAN	SO	11.47w		4/6/11	0.45	0.10	0.55	
▶ 200m	5	Aareon PAYNE	SR	22.83		6/11/11	22	1.45	23.45	
▶ 200m	6	Jessica DAVIS	SO	22.84		5/6/11	20	1.42	21.42	
▶ 5000m	15	Zsafia ERDELYI	SR	16:00.11		4/14/11	D	6	0.60	2.60
▶ 10k	6	Zsafia ERDELYI	SR	33:18.75		3/26/10	20	2.01	22.01	
▶ H100	11	Lauren BLACKBURN	SO	13.06		5/6/11	10	0.99	10.99	
▶ H400	6	Dalilah MUHAMMAD	SR	56.04		6/11/11	20	2.36	22.36	
▶ 4x100	4			43.42		6/11/11	24	1.87	25.87	
▶ LJ	28	Alitta BOYD	JR	6.21m	20-4½	5/6/11	0.8	0.07	0.87	
▶ TJ	13	Alitta BOYD	JR	13.07mw	42-10½	4/6/11	8	0.71	8.71	
▶ HT	11	Lauren CHAMBERS	SO	62.93m	206-5	4/16/10	10	0.91	10.91	
▶ JAV	7	Kristine BUSA	SR	52.61m	172-7	3/20/10	18	1.81	19.81	
▶ JAV	32	Marissa MINDERLER	SR	47.92m	157-2	4/2/10	0.6	0.00	0.60	
Team Total								253.08		

"Scrd As", short for "Scored As", Standing used for place points portion of performance's score combining preseason data (when applied) to current season data

Numbers in BLACK are both the performance's actual NCAA rank AND "scored as" rank Numbers in RED indicate actual NCAA rank does not exist or is worse than "scored as" rank Numbers in BLUE indicate actual NCAA rank is better than "scored as" rank

USTFCCCA Non-Member

Non-Member Schools Will NOT be ranked, beginning Week 2



2012 Outdoor Track & Field, Week #1

Only those who score >0.01 pts are shown
D denotes multiple-event rule in affect

WOMEN

5



Texas A&M

Big 12 Conference

▲ 2

Event	Scrd As	Athlete	Yr	Scored Mark	Date	Pl.	Pts.	Bonus	TOTAL
Scored bests come from CURRENT season									
▶ 200m	30	Olivia EKPONØ	FR	23.28	3/23/12		0.7	0.25	0.95
▶ 1500m	18	Natosha ROGERS	JR	4:17.06	3/28/12		4	0.66	4.66
▶ H100	6	Donique' FLEMINGS	JR	12.88	3/28/12		20	1.94	21.94
▶ HJ	29	Chelsea UTLEY	FR	1.78m	5-10	3/28/12	0.75	0.11	0.86
▶ JAV	8	Laura ASIMAKIS	SR	51.93m	170-4	3/16/12	16	1.33	17.33
▶ HEPT	26	Jena HEMANN	FR	5,300	3/28/12		0.9	0.14	1.04
▶ HEPT	35	Annie KUNZ	FR	5,174	3/28/12		0.45	0.00	0.45
Scored bests come from PRE-SEASON DATA									
▶ 100m	4	Dominique DUNCAN	SR	11.05w	4/6/11		24	2.41	26.41
▶ 100m	9	Ashley COLLIER	SO	11.22w	4/16/11		14	1.12	15.12
▶ 200m	4	Dominique DUNCAN	SR	22.79w	4/16/11		24	1.57	25.57
▶ 200m	21	Ashley COLLIER	SO	23.15	5/13/11		2.5	0.50	3.00
▶ 400m	9	Ibukun MAYUNGBE	SO	52.63	5/13/11		14	1.18	15.18
▶ 10k	27	Katherine DEVLIN	JR	33:56.98	4/14/11		0.85	0.31	1.16
▶ 4x100	2			42.87	4/6/11		28	3.06	31.06
▶ 4x400	1			3:26.31	6/11/11		30	3.32	33.32
▶ PV	12	Laura ASIMAKIS	SR	4.23m	13-10½	5/13/11	9	0.70	9.70
▶ SP	47	Taylor ROSSER	JR	15.42m	50-7½	5/13/11	0.075	0.00	0.08
▶ JAV	23	Bonnie RICHARDSON	JR	49.70m	163-0	5/13/11	1.5	0.35	1.85
Team Total								209.69	

6



Arkansas

Southeastern Conference

▼ 1

Event	Scrd As	Athlete	Yr	Scored Mark	Date	Pl.	Pts.	Bonus	TOTAL
Scored bests come from PRE-SEASON DATA									
▶ 200m	27	Regina GEORGE	JR	23.27w	5/11/11		0.85	0.27	1.12
▶ 400m	4	Regina GEORGE	JR	52.31	5/28/11		24	1.80	25.80
▶ 400m	7	Whitney JONES	SR	52.41	5/28/11		18	1.61	19.61
▶ 800m	3	Stephanie BROWN	JR	2:02.59	5/28/11		26	2.47	28.47
▶ 800m	37	Kristen GILLESPIE	SR	2:06.78	5/6/11		0.35	0.08	0.43
▶ 1500m	17	Kristen GILLESPIE	SR	4:17.00	6/11/11		4.5	0.68	5.18
▶ 1500m	19	Stephanie BROWN	JR	4:17.21	4/14/11	D	3.5	0.62	2.62
▶ 1500m	34	Jillian ROSEN	SR	4:20.01	5/1/11		0.5	0.15	0.65
▶ H100	15	Ivanique KEMP	SO	13.17w	5/6/11		6	0.62	6.62
▶ H100	21	Brittany HYTER	SR	13.29w	5/6/11		2.5	0.34	2.84
▶ H400	7	Brittany HYTER	SR	56.46	6/11/11		18	1.73	19.73
▶ Steeple	33	Cali GEORGE	SR	10:21.54	5/28/11		0.55	0.14	0.69
▶ 4x100	20			44.32	5/11/11		3	0.48	3.48
▶ 4x400	4			3:28.63	4/27/11		24	2.25	26.25
▶ HJ	24	Makeba ALCIDE	JR	1.79m	5-10½	5/11/11	1	0.25	1.25
▶ PV	1	Tina SUTEJ	SR	4.61m	15-1½	5/11/11	30	6.11	36.11
▶ PV	15	Tara DIEBOLD	SR	4.20m	13-9½	4/2/11	6	0.53	6.53
▶ HEPT	6	Makeba ALCIDE	JR	5,646	5/11/11		20	1.62	21.62
Team Total								209.01	

"Scrd As", short for "Scored As", Standing used for place points portion of performance's score combining preseason data (when applied) to current season data

Numbers in BLACK are both the performance's actual NCAA rank AND "scored as" rank Numbers in RED indicate actual NCAA rank does not exist or is worse than "scored as" rank Numbers in BLUE indicate actual NCAA rank is better than "scored as" rank

USTFCCCA Non-Member

Non-Member Schools Will NOT be ranked, beginning Week 2



2012 Outdoor Track & Field, Week #1

Only those who score >0.01 pts are shown
D denotes multiple-event rule in affect

WOMEN

7



Oklahoma

Big 12 Conference

▼ 1

Event	Scrd As	Athlete	Yr	Scored	Mark	Date	Pl.	Pts.	Bonus	TOTAL
Scored bests come from CURRENT season										
▶ SP	38	Bailey WAGNER	SR	15.68m	51-5½	3/28/12		0.3	0.00	0.30
▶ DISC	40	Bailey WAGNER	SR	51.24m	168-1	3/17/12		0.25	0.00	0.25
▶ HEPT	33	Claire MCCONNELL	JR	5,204		3/28/12		0.55	0.00	0.55
Scored bests come from PRE-SEASON DATA										
▶ 100m	16	Shawna ANDERSON	SR	11.31w		4/23/11		5	0.60	5.60
▶ 100m	40	Sherine WELLS	SR	11.50		4/23/11		0.25	0.01	0.26
▶ 800m	33	Shakeeri COLE	SR	2:06.53		4/27/11		0.55	0.15	0.70
▶ 800m	42	Natalie CRAIN	SR	2:07.00		5/1/11		0.2	0.03	0.23
▶ 800m	45	Kelsey BROWN	SO	2:07.17		5/1/11		0.125	0.00	0.13
▶ 5000m	25	Jessica ENGEL	SR	16:07.64		5/1/11		0.95	0.33	1.28
▶ 10k	14	Jessica ENGEL	SR	33:38.99		5/28/11		7	0.83	7.83
▶ 4x100	14			43.87		5/13/11		7	0.95	7.95
▶ 4x400	24			3:36.01		4/27/11		1	0.31	1.31
▶ HJ	49	Kristen RICE	JR	1.76m	5-9½	5/13/11		0.025	0.00	0.03
▶ PV	12	Alexandra ACKER	SR	4.23m	13-10½	5/13/11		9	0.70	9.70
▶ LJ	4	Ti'Anca MOCK	SR	6.64m	21-9½	6/11/11		24	2.25	26.25
▶ SP	1	Tia BROOKS	JR	18.00m	59-¾	6/11/11		30	3.39	33.39
▶ SP	6	Karen SHUMP	JR	17.36m	56-11½	4/7/11		20	1.74	21.74
▶ DISC	5	Brittany BORMAN	SR	56.44m	185-2	4/8/11		22	1.98	23.98
▶ DISC	12	Karen SHUMP	JR	54.26m	178-0	5/13/11		9	0.64	9.64
▶ JAV	2	Brittany BORMAN	SR	54.32m	178-2	6/11/11		28	3.28	31.28
Team Total										182.41

8



Texas

Big 12 Conference

unch

Event	Scrd As	Athlete	Yr	Scored	Mark	Date	Pl.	Pts.	Bonus	TOTAL
Scored bests come from CURRENT season										
▶ 100m	10	Chalonda GOODMAN	JR	11.23w		3/15/12		12	1.07	13.07
▶ 1500m	27	Sara SUTHERLAND	SO	4:18.62		3/28/12		0.85	0.35	1.20
▶ H100	23	Morgan SNOW	FR	13.30w		3/15/12		1.5	0.31	1.81
▶ H400	9	Danielle DOWIE	SO	56.90		3/28/12		14	1.22	15.22
▶ 4x400	5	Smith, Chambers, Peter, Nelson		3:29.79		3/28/12		22	1.72	23.72
Scored bests come from PRE-SEASON DATA										
▶ 100m	32	Allison PETER	SO	11.46w		4/6/11		0.6	0.13	0.73
▶ 200m	14	Christy UDOH	SO	23.09		5/28/11		7	0.68	7.68
▶ 200m	17	Allison PETER	SO	23.10		6/11/11		4.5	0.65	5.15
▶ 200m	19	Chalonda GOODMAN	JR	23.14		6/11/11		3.5	0.53	4.03
▶ 200m	27	Stacey-Ann SMITH	SR	23.27		3/19/11		0.85	0.27	1.12
▶ 400m	11	Briana NELSON	SO	52.69		5/13/11		10	1.06	11.06
▶ 400m	25	Kendra CHAMBERS	JR	53.38		5/13/11		0.95	0.25	1.20
▶ 800m	48	Marielle HALL	SO	2:07.25		3/25/11		0.05	0.00	0.05
▶ 5000m	28	Sara SUTHERLAND	SO	16:09.52		4/28/11		0.8	0.26	1.06
▶ H400	10	Angele COOPER	SR	57.03		4/6/11		12	1.07	13.07
▶ 4x100	7			43.65		6/11/11		18	1.38	19.38
▶ HJ	2	Shanay BRISCOE	SO	1.86m	6-1¼	4/6/11		28	2.11	30.11
▶ HJ	8	Victoria LUCAS	SR	1.83m	6-0	6/11/11		16	1.04	17.04
▶ HJ	17	Beverly OWOYELE	SR	1.80m	5-10¾	6/11/11		4.5	0.38	4.88
▶ PV	46	Natasha MASTERSON	JR	4.00m	13-1½	4/6/11		0.1	0.00	0.10
▶ LJ	21	A'Lexus BRANNON	SO	6.27mw	20-7	4/6/11		2.5	0.27	2.77
▶ SP	34	Amanda VAN DYKE	SR	15.77m	51-9	3/25/11		0.5	0.00	0.50
▶ DISC	20	Okwukwe OKOLIE	SR	53.34m	175-0	3/25/11		3	0.35	3.35
Team Total										178.30

"Scrd As", short for "Scored As", Standing used for place points portion of performance's score combining preseason data (when applied) to current season data

Numbers in BLACK are both the performance's actual NCAA rank AND "scored as" rank Numbers in RED indicate actual NCAA rank does not exist or is worse than "scored as" rank Numbers in BLUE indicate actual NCAA rank is better than "scored as" rank

USTFCCCA Non-Member

Non-Member Schools Will NOT be ranked, beginning Week 2



2012 Outdoor Track & Field, Week #1

Only those who score >0.01 pts are shown
D denotes multiple-event rule in affect

WOMEN

9



Kansas

Big 12 Conference

▲ 1

Event	Scrd As	Athlete	Yr	Scored	Mark	Date	Pl.	Pts.	Bonus	TOTAL
Scored bests come from CURRENT season										
► LJ	12	Francine SIMPSON	JR	6.44m	21-1½	3/28/12	9	0.85		9.85
► TJ	6	Andrea GEUBELLE	JR	13.38m	43-10½	3/28/12	20	1.71		21.71
► JAV	6	Heather BERGMANN	SR	52.64m	172-8	3/30/12	20	1.83		21.83
► HEPT	22	Lindsay VOLLMER	FR	5,323		3/28/12	2	0.22		2.22
Scored bests come from PRE-SEASON DATA										
► 400m	1	Diamond DIXON	SO	51.55		5/13/11	30	3.32		33.32
► Steeple	2	Rebeka STOWE	SR	9:53.12		5/1/11	28	2.95		30.95
► 4x100	34			44.91		4/2/11	0.5	0.07		0.57
► 4x400	14			3:33.00		6/11/11	7	0.76		7.76
► PV	37	Demi PAYNE	SO	4.06m	13-3½	4/6/11	0.35	0.00		0.35
► LJ	12	Andrea GEUBELLE	JR	6.44mw	21-1½	5/13/11	9	0.85		9.85
► DISC	14	Jessica MAROSZEK	SO	54.21m	177-10	4/20/11	7	0.63		7.63
► HT	6	Alena KRECHYK	JR	64.57m	211-10	4/1/10	20	1.70		21.70
► HEPT	47	Rebecca NEVILLE	JR	5,120		5/13/11	0.075	0.00		0.08
Team Total										167.81

10



Texas Tech

Big 12 Conference

▼ 1

Event	Scrd As	Athlete	Yr	Scored	Mark	Date	Pl.	Pts.	Bonus	TOTAL
Scored bests come from CURRENT season										
► 100m	42	Candace JACKSON	JR	11.51		3/16/12	0.2	0.00		0.20
► H100	48	Precious NWOKEY	SR	13.59		3/28/12	0.05	0.00		0.05
► 4x400	13	Jackson, Alexander, Lewis, Nwokey		3:32.36		3/28/12	8	0.88		8.88
► LJ	34	Precious NWOKEY	SR	6.17m	20-3	3/16/12	0.5	0.00		0.50
► HT	44	Kelly CLOSSE	SR	57.92m	190-0	3/16/12	0.15	0.00		0.15
► JAV	15	Hannah CARSON	FR	50.86m	166-10	3/16/12	6	0.77		6.77
► HEPT	10	Precious NWOKEY	SR	5,533		3/28/12	12	0.93		12.93
Scored bests come from PRE-SEASON DATA										
► 100m	16	Terra EVANS	SR	11.31w		4/6/11	5	0.60		5.60
► 100m	22	Erica ALEXANDER	SR	11.37w		4/2/11	2	0.39		2.39
► 100m	49	Tara THOMAS	SR	11.53w		4/2/11	0.025	0.00		0.03
► 200m	8	Candace JACKSON	JR	22.96w		4/2/11	16	1.06		17.06
► 200m	14	Terra EVANS	SR	23.09w		4/2/11	7	0.68		7.68
► 200m	34	Taylor EVANS	SR	23.37w		3/26/11	0.5	0.12		0.62
► 400m	12	Candace JACKSON	JR	52.71		4/22/11	D	9	1.02	3.02
► 400m	19	Taylor EVANS	SR	53.06		4/14/11	3.5	0.51		4.01
► 800m	21	Caroline JEPLETING	SR	2:05.67		4/2/11	2.5	0.47		2.97
► 800m	41	Devin BAILEY	SR	2:06.91		5/13/11	0.225	0.05		0.27
► 1500m	33	Caroline JEPLETING	SR	4:19.77		4/14/11	0.55	0.19		0.74
► H100	18	Katie GRIMES	JR	13.25		4/22/11	4	0.43		4.43
► 4x100	16			44.16		4/2/11	5	0.59		5.59
► HJ	49	Precious NWOKEY	SR	1.76m	5-9½	5/11/11	0.025	0.00		0.03
► PV	2	Shade WEYGANDT	JR	4.45m	14-7½	4/6/11	28	3.43		31.43
► SP	2	Ifeatu OKAFOR	JR	17.77m	58-3¾	5/13/11	28	2.74		30.74
► SP	14	Kelly CLOSSE	SR	16.60m	54-5½	4/14/11	7	0.73		7.73
► DISC	17	Ifeatu OKAFOR	JR	53.77m	176-5	4/22/11	4.5	0.49		4.99
► DISC	19	Kelly CLOSSE	SR	53.46m	175-4	5/28/11	3.5	0.39		3.89
Team Total										162.70

"Scrd As", short for "Scored As", Standing used for place points portion of performance's score combining preseason data (when applied) to current season data

Numbers in BLACK are both the performance's actual NCAA rank AND "scored as" rank Numbers in RED indicate actual NCAA rank does not exist or is worse than "scored as" rank Numbers in BLUE indicate actual NCAA rank is better than "scored as" rank

USTFCCCA Non-Member

Non-Member Schools Will NOT be ranked, beginning Week 2



2012 Outdoor Track & Field, Week #1

Only those who score >0.01 pts are shown
D denotes multiple-event rule in affect

WOMEN

11



Florida

Southeastern Conference

unch

Event	Scrd As	Athlete	Yr	Scored	Mark	Date	Pl.	Pts.	Bonus	TOTAL
Scored bests come from CURRENT season										
► LJ	23	Daniela GRIFFIN	SR	6.25m	20-6%	3/28/12	1.5	0.21		1.71
► TJ	13	Ciarra BREWER	FR	13.07m	42-10%	3/28/12	8	0.71		8.71
► HEPT	8	Brittany HARRELL	SO	5,608		3/28/12	16	1.37		17.37
Scored bests come from PRE-SEASON DATA										
► 100m	18	Darshay DAVIS	SO	11.32w		5/11/11	4	0.54		4.54
► 200m	18	Darshay DAVIS	SO	23.12w		5/11/11	4	0.59		4.59
► 400m	8	Ebony EUTSEY	SO	52.62		5/11/11	16	1.20		17.20
► 1500m	13	Cory MCGEE	SO	4:16.39		4/16/11	8	0.85		8.85
► H400	29	Ugonna NDU	JR	58.68		5/11/11	0.75	0.00		0.75
► Steeple	5	Genevieve LACAZE	SR	9:59.44		6/11/11	22	1.96		23.96
► 4x100	24			44.57		5/11/11	1	0.31		1.31
► 4x400	8			3:30.43		6/11/11	16	1.46		17.46
► LJ	34	Lorraine GRAHAM	SO	6.17m	20-3	5/11/11	0.5	0.00		0.50
► SP	8	Keely MEDEIROS	SR	17.26m	56-7%	4/27/11	16	1.55		17.55
► SP	39	Fidela JAMES	SR	15.67m	51-5	5/11/11	0.275	0.00		0.28
► DISC	8	Keely MEDEIROS	SR	54.91m	180-2	4/27/11	16	1.02		17.02
► DISC	39	Ashley MILLER	JR	51.33m	168-5	3/25/11	0.275	0.00		0.28
► JAV	10	Fawn MILLER	SO	51.46m	168-10	5/11/11	12	1.00		13.00
Team Total										155.06

12



Georgia

Southeastern Conference

▲ 4

Event	Scrd As	Athlete	Yr	Scored	Mark	Date	Pl.	Pts.	Bonus	TOTAL
Scored bests come from CURRENT season										
► PV	4	Morgann LELEUX	FR	4.36m	14-3%	3/23/12	24	2.02		26.02
► DISC	7	Hilenn JAMES	SO	54.97m	180-4	3/23/12	18	1.06		19.06
► JAV	36	Allison UPDIKE	FR	47.54m	155-11	3/23/12	0.4	0.00		0.40
Scored bests come from PRE-SEASON DATA										
► 800m	44	Megan MALASARTE	SO	2:07.10		4/15/11	0.15	0.00		0.15
► 1500m	26	Kristie KRUEGER	JR	4:18.58		4/3/10	0.9	0.35		1.25
► Steeple	40	Leslie BOOZER	JR	10:24.84		5/28/11	0.25	0.00		0.25
► 4x100	41			45.11		4/8/11	0.225	0.00		0.23
► HJ	8	Saniel ATKINSON	JR	1.83m	6-0	4/8/11	16	1.04		17.04
► TJ	3	Colleen FELIX	SR	13.58mw	44-6%	4/8/11	26	2.77		28.77
► TJ	9	Maria AUGUTIS	JR	13.29mw	43-7%	5/11/11	14	1.36		15.36
► TJ	25	Saniel ATKINSON	JR	12.84mw	42-1½	4/8/11	0.95	0.24		1.19
► SP	22	Hilenn JAMES	SO	16.14m	52-11½	4/1/11	2	0.27		2.27
► HT	4	Nikola LOMNICKA	SR	64.88m	212-10	6/11/11	24	1.86		25.86
► JAV	35	Colleen FELIX	SR	47.62m	156-3	3/25/11	0.45	0.00		0.45
► HEPT	14	Lucie ONDRASCHKOVA	JR	5,447		4/13/11	7	0.64		7.64
Team Total										145.93

"Scrd As", short for "Scored As", Standing used for place points portion of performance's score combining preseason data (when applied) to current season data

Numbers in BLACK are both the performance's actual NCAA rank AND "scored as" rank Numbers in RED indicate actual NCAA rank does not exist or is worse than "scored as" rank Numbers in BLUE indicate actual NCAA rank is better than "scored as" rank

USTFCCCA Non-Member

Non-Member Schools Will NOT be ranked, beginning Week 2



2012 Outdoor Track & Field, Week #1

Only those who score >0.01 pts are shown
D denotes multiple-event rule in affect

WOMEN

13



UCF

Conference USA

▼ 1

Event	Scrd As	Athlete	Yr	Scored Mark	Date	Pl. Pts.	Bonus	TOTAL
Scored bests come from CURRENT season								
▶ 100m	30	Dominique BOOKER	SO	11.44	3/23/12	0.7	0.18	0.88
▶ 200m	7	Octavious FREEMAN	FR	22.92w	3/23/12	18	1.18	19.18
▶ LJ	34	Jacquelyn GILCHRIST	SR	6.17m 20-3	3/23/12	0.5	0.00	0.50
Scored bests come from PRE-SEASON DATA								
▶ 100m	6	Aurieyall SCOTT	SO	11.17w	4/16/11	20	1.42	21.42
▶ 100m	20	Sheila PAUL	SR	11.35	5/12/11	3	0.44	3.44
▶ 200m	10	Aurieyall SCOTT	SO	22.98	4/1/11	12	1.00	13.00
▶ 200m	35	Sheila PAUL	SR	23.40	5/12/11	0.45	0.08	0.53
▶ 200m	40	Dominique BOOKER	SO	23.46	5/12/11	0.25	0.00	0.25
▶ 400m	34	Afia CHARLES	SO	53.60	5/12/11	0.5	0.11	0.61
▶ H100	4	Jackie COWARD	SR	12.79w	6/11/11	24	2.61	26.61
▶ H100	17	Karessa FARLEY	SR	13.22	5/5/11	4.5	0.50	5.00
▶ H400	16	Jackie COWARD	SR	57.59	5/12/11	5	0.59	5.59
▶ H400	34	Sandy JEAN-CLAUDE	SO	58.84	5/12/11	0.5	0.00	0.50
▶ 4x100	4			43.42	5/12/11	24	1.87	25.87
▶ 4x400	26			3:36.37	5/28/11	0.9	0.26	1.16
▶ LJ	8	Sonnisha WILLIAMS	JR	6.50m 21-4	5/12/11	16	1.24	17.24
▶ LJ	23	Jennifer CLAYTON	SO	6.25mw 20-6½	4/23/11	1.5	0.21	1.71
Team Total								143.50

14



Arizona

Pacific-12 Conference

▲ 4

Event	Scrd As	Athlete	Yr	Scored Mark	Date	Pl. Pts.	Bonus	TOTAL
Scored bests come from CURRENT season								
▶ 400m	25	Echos BLEVINS	SR	53.38	3/31/12	0.95	0.25	1.20
▶ 400m	35	Shapri ROMERO	SO	53.61	3/31/12	0.45	0.11	0.56
▶ H400	5	Georganne MOLINE	JR	56.02	3/31/12	22	2.39	24.39
▶ HJ	1	Brigetta BARRETT	JR	1.94m 6-4½	3/31/12	30	5.34	35.34
▶ SP	4	Alyssa HASSLEN	JR	17.70m 58-1	3/31/12	24	2.54	26.54
▶ HT	17	Taylor BUSH	JR	61.06m 200-4	3/31/12	4.5	0.41	4.91
Scored bests come from PRE-SEASON DATA								
▶ 400m	40	Georganne MOLINE	JR	53.70	4/14/11	0.25	0.05	0.30
▶ 5000m	19	Jennifer BERGMAN	JR	16:04.72	4/14/11	D 3.5	0.44	2.44
▶ 10k	12	Jennifer BERGMAN	JR	33:34.32	5/28/11	9	1.07	10.07
▶ H100	26	Dahlys MARSHALL	SR	13.36	5/6/11	0.9	0.17	1.07
▶ Steeple	12	Hannah MOEN	SR	10:10.61	5/28/11	9	0.69	9.69
▶ 4x100	39			45.03	5/6/11	0.275	0.00	0.28
▶ 4x400	11			3:31.67	5/6/11	10	1.08	11.08
▶ DISC	15	Taylor FREEMAN	JR	54.09m 177-5	5/6/11	6	0.59	6.59
▶ DISC	31	Alyssa HASSLEN	JR	52.18m 171-2	4/30/11	0.65	0.00	0.65
▶ HEPT	24	Liana FUENTES	SR	5,313	5/6/11	1	0.18	1.18
Team Total								136.30

15



Kansas State

Big 12 Conference

▲ 4

Event	Scrd As	Athlete	Yr	Scored Mark	Date	Pl. Pts.	Bonus	TOTAL
Scored bests come from CURRENT season								
▶ 1500m	48	Boglarka BOZZAY	SR	4:21.51	3/23/12	0.05	0.00	0.05
▶ HJ	7	Alyx TREASURE	FR	1.84m 6-½	3/28/12	18	1.32	19.32
▶ HEPT	23	Mairead MURPHY	SR	5,315	3/29/12	1.5	0.19	1.69
Scored bests come from PRE-SEASON DATA								
▶ 800m	23	Boglarka BOZZAY	SR	2:05.77	5/28/11	1.5	0.42	1.92
▶ 10k	43	Sydney MESSICK	SR	34:31.23	5/13/11	0.175	0.00	0.17
▶ H100	43	Ryann KRAIS	SR	13.56w	6/9/11	0.175	0.00	0.17
▶ H400	2	Ryann KRAIS	SR	55.68	6/11/11	28	3.00	31.00
▶ Steeple	7	Martina TRESCH	JR	10:03.50	6/11/11	18	1.38	19.38
▶ HJ	49	Ryann KRAIS	SR	1.76m 5-9½	5/13/11	0.025	0.00	0.03
▶ TJ	7	TiAra WALPOOL	SR	13.35m 43-9½	5/13/11	18	1.59	19.59
▶ HEPT	2	Ryann KRAIS	SR	5,961	6/11/11	28	4.00	32.00
▶ HEPT	44	Julia ZEINER	SO	5,142	5/13/11	0.15	0.00	0.15
Team Total								125.48

"Scrd As", short for "Scored As", Standing used for place points portion of performance's score combining preseason data (when applied) to current season data

Numbers in BLACK are both the performance's actual NCAA rank AND "scored as" rank Numbers in RED indicate actual NCAA rank does not exist or is worse than "scored as" rank Numbers in BLUE indicate actual NCAA rank is better than "scored as" rank

USTFCCCA Non-Member

Non-Member Schools Will NOT be ranked, beginning Week 2



2012 Outdoor Track & Field, Week #1

Only those who score >0.01 pts are shown
D denotes multiple-event rule in affect

WOMEN

16



Tennessee

Southeastern Conference

▼ 2

Event	Scrd As	Athlete	Yr	Scored Mark	Date	Pl. Pts.	Bonus	TOTAL
Scored bests come from CURRENT season								
▶ 100m	35	Brittany JONES	SR	11.47	3/31/12	0.45	0.10	0.55
▶ 200m	27	Brittany JONES	SR	23.27	3/31/12	0.85	0.27	1.12
▶ H100	46	Ellen WORTHAM	SR	13.58	3/31/12	0.1	0.00	0.10
▶ 4x100	22	Harris, Jones, Octave, Jackson		44.44	3/31/12	2	0.40	2.40
Scored bests come from PRE-SEASON DATA								
▶ 800m	4	Chanelle PRICE	SR	2:02.84	6/11/11	24	2.27	26.27
▶ 1500m	31	Brittany SHEFFEY	SR	4:19.49	5/11/11	0.65	0.23	0.88
▶ 5000m	41	Brittany SHEFFEY	SR	16:14.89	3/25/11	0.225	0.07	0.30
▶ H400	3	Ellen WORTHAM	SR	55.70	5/11/11	26	2.97	28.97
▶ 4x400	12			3:32.15	6/11/11	9	0.94	9.94
▶ PV	42	Linda HADFIELD	SO	4.01m 13-1½	5/11/11	0.2	0.00	0.20
▶ SP	5	Annie ALEXANDER	SR	17.66m 57-11½	6/11/11	22	2.43	24.43
▶ DISC	3	Annie ALEXANDER	SR	58.58m 192-2	5/28/11	26	3.49	29.49
Team Total								124.63

17



Baylor

Big 12 Conference

▼ 4

Event	Scrd As	Athlete	Yr	Scored Mark	Date	Pl. Pts.	Bonus	TOTAL
Scored bests come from CURRENT season								
▶ 200m	35	Tiffani MCREYNOLDS	SO	23.40	3/23/12	0.45	0.08	0.53
▶ 400m	18	Diamond RICHARDSON	SR	52.94	3/23/12	4	0.67	4.67
▶ H400	17	Christina HOLLAND	JR	57.69	3/28/12	4.5	0.54	5.04
Scored bests come from PRE-SEASON DATA								
▶ 100m	22	Tiffani MCREYNOLDS	SO	11.37w	4/23/11	2	0.39	2.39
▶ 200m	46	Diamond RICHARDSON	SR	23.52	3/18/11	0.1	0.00	0.10
▶ 800m	31	Brittany OGUNMOKUN	JR	2:06.43	5/13/11	0.65	0.17	0.82
▶ H100	2	Tiffani MCREYNOLDS	SO	12.74w	4/6/11	28	2.99	30.99
▶ 4x100	11			43.75	4/27/11	10	1.17	11.17
▶ 4x400	10			3:31.58	4/27/11	12	1.11	13.11
▶ TJ	5	Jessica UBANYIONWU	SR	13.44m 44-1½	5/13/11	22	1.95	23.95
▶ SP	11	Skylar WHITE	JR	17.16m 56-3½	3/25/11	10	1.36	11.36
▶ DISC	11	Skylar WHITE	JR	54.34m 178-3	4/23/11	10	0.67	10.67
▶ HT	18	Erin ATKINSON	SO	60.46m 198-4	4/9/11	4	0.25	4.25
Team Total								119.04

18



Auburn

Southeastern Conference

▼ 3

Event	Scrd As	Athlete	Yr	Scored Mark	Date	Pl. Pts.	Bonus	TOTAL
Scored bests come from PRE-SEASON DATA								
▶ 100m	12	Nivea SMITH	SR	11.27w	5/11/11	9	0.83	9.83
▶ 200m	3	Nivea SMITH	SR	22.44w	5/11/11	26	2.98	28.98
▶ 200m	12	Kai SELVON	JR	23.07	6/11/11	9	0.74	9.74
▶ 400m	22	CeCe WILLIAMS	SR	53.22	6/11/11	2	0.35	2.35
▶ 4x100	12			43.80	4/1/11	9	1.06	10.06
▶ 4x400	2			3:26.46	6/11/11	28	3.25	31.25
▶ HJ	5	Maya PRESSLEY	JR	1.85m 6-½	5/11/11	22	1.70	23.70
Team Total								115.91

19



Arizona State

Pacific-12 Conference

▼ 2

Event	Scrd As	Athlete	Yr	Scored Mark	Date	Pl. Pts.	Bonus	TOTAL
Scored bests come from CURRENT season								
▶ PV	19	Shaylah SIMPSON	SO	4.18m 13-8½	3/23/12	3.5	0.41	3.91
▶ LJ	7	Christabel NETTEY	SO	6.58m 21-7½	3/16/12	18	1.75	19.75
▶ TJ	28	Christabel NETTEY	SO	12.80m 42-0	3/23/12	0.8	0.16	0.96
▶ SP	46	Alex HARTIG	FR	15.45m 50-8½	3/23/12	0.1	0.00	0.10
▶ HT	38	Ashley LAMPLEY	JR	58.47m 191-10	3/16/12	0.3	0.00	0.30
▶ HEPT	7	Keia PINNICK	SO	5,622	3/29/12	18	1.46	19.46
Scored bests come from PRE-SEASON DATA								
▶ 100m	40	Kayla SANCHEZ	SR	11.50w	4/22/11	0.25	0.01	0.26
▶ H400	18	Kayla SANCHEZ	SR	57.70	5/6/11	4	0.53	4.53
▶ H400	22	Keia PINNICK	JR	57.97	4/14/11	2	0.38	2.38
▶ Steeple	43	Kauren TARVER	SR	10:26.97	4/30/11	0.175	0.00	0.17
▶ 4x100	19			44.28	5/6/11	3.5	0.51	4.01
▶ 4x400	15			3:33.22	4/14/11	6	0.72	6.72
▶ LJ	23	Alycia HERRING	SO	6.25m 20-6½	3/18/11	1.5	0.21	1.71
▶ LJ	49	Keia PINNICK	JR	6.12m 20-1	3/18/11	0.025	0.00	0.03
▶ SP	9	Anna JELMINI	SO	17.24m 56-6½	4/14/11	14	1.51	15.51
▶ DISC	1	Anna JELMINI	SO	60.54m 198-7	4/22/11	30	5.28	35.28
▶ HT	33	Cj NAVARRO	SR	58.97m 193-5	5/28/11	0.55	0.00	0.55
Team Total								115.64

"Scrd As", short for "Scored As", Standing used for place points portion of performance's score combining preseason data (when applied) to current season data

Numbers in BLACK are both the performance's actual NCAA rank AND "scored as" rank Numbers in RED indicate actual NCAA rank does not exist or is worse than "scored as" rank Numbers in BLUE indicate actual NCAA rank is better than "scored as" rank

USTFCCCA Non-Member

Non-Member Schools Will NOT be ranked, beginning Week 2



2012 Outdoor Track & Field, Week #1

Only those who score >0.01 pts are shown
D denotes multiple-event rule in affect

WOMEN

20



Stanford

Pacific-12 Conference

▲ 1

Event	Scrd As	Athlete	Yr	Scored Mark	Date	Pl.	Pts.	Bonus	TOTAL
Scored bests come from CURRENT season									
H100	34	Katie NELMS	SO	13.47	3/28/12	0.5	0.00	0.50	
4x100	30	Hendricks, Levingston, Nelms, Carter		44.84	3/28/12	0.7	0.12	0.82	
LJ	8	Arantxa KING	SR	6.50m	21-4	3/28/12	16	1.24	17.24
LJ	49	Karynn DUNN	JR	6.12mw	20-1	3/28/12	0.025	0.00	0.03
JAV	19	Brianna BAIN	FR	50.21m	164-8	3/3/12	3.5	0.53	4.03
Scored bests come from PRE-SEASON DATA									
100m	37	Shataya HENDRICKS	SR	11.49	4/16/11	0.35	0.04	0.39	
800m	24	Joy O'HARE	JR	2:05.83	5/6/11	1	0.39	1.39	
800m	32	Justine FEDRONIC	JR	2:06.46	5/1/11	0.6	0.17	0.77	
5000m	5	Kathy KROEGER	JR	15:45.55	6/11/11	22	1.66	23.66	
H100	13	Kori CARTER	SO	13.12	5/1/11	8	0.74	8.74	
H400	11	Kori CARTER	SO	57.10	5/6/11	10	0.99	10.99	
H400	38	Katie NELMS	SO	58.91	5/6/11	0.3	0.00	0.30	
HJ	49	Adrienne JOHNSON	SO	1.76m	5-9½	4/16/11	0.025	0.00	0.03
PV	3	Katerina STEFANIDI	SR	4.42m	14-6	3/25/11	26	2.93	28.93
PV	21	Ellie MCCARDWELL	SO	4.16m	13-7½	4/23/11	2.5	0.30	2.80
Team Total									100.62

21




Southern Illinois

Missouri Valley Conference

▲ 9

Event	Scrd As	Athlete	Yr	Scored Mark	Date	Pl.	Pts.	Bonus	TOTAL
Scored bests come from CURRENT season									
HJ	49	Kenya CULMER	SO	1.76m	5-9½	3/23/12	0.025	0.00	0.03
SP	3	Jeneva MCCALL	SR	17.72m	58-1½	3/23/12	26	2.60	28.60
DISC	4	Jeneva MCCALL	SR	57.95m	190-1	3/31/12	24	2.93	26.93
DISC	45	Ashley GASTON	FR	50.68m	166-3	3/31/12	0.125	0.00	0.13
HT	2	Jeneva MCCALL	SR	69.39m	227-8	3/23/12	28	4.66	32.66
HT	28	Kim FORTNEY	SO	59.50m	195-2	3/31/12	0.8	0.00	0.80
HT	32	DeAnna PRICE	FR	59.27m	194-5	3/31/12	0.6	0.00	0.60
Scored bests come from PRE-SEASON DATA									
TJ	22	Malaikah LOVE	SR	12.89mw	42-3½	5/13/11	2	0.34	2.34
HEPT	25	Malaikah LOVE	SR	5,303		5/13/11	0.95	0.15	1.10
Team Total									93.17

22



Florida State

Atlantic Coast Conference

▲ 3

Event	Scrd As	Athlete	Yr	Scored Mark	Date	Pl.	Pts.	Bonus	TOTAL
Scored bests come from CURRENT season									
LJ	16	Amy HARRIS	SR	6.40mw	21-0	3/21/12	5	0.70	5.70
TJ	4	Michelle JENIJE	SR	13.47mw	44-2½	3/28/12	24	2.12	26.12
SP	43	Chelsea WHALEN	SO	15.47m	50-9½	3/21/12	0.175	0.00	0.17
JAV	41	Chelsea WHALEN	SO	46.94m	154-0	3/21/12	0.225	0.00	0.22
Scored bests come from PRE-SEASON DATA									
100m	19	Marecia PEMBERTON	JR	11.34	4/8/11	3.5	0.47	3.97	
800m	13	Hannah BROOKS	SR	2:04.88	5/14/11	8	0.89	8.89	
800m	21	Violah LAGAT	SR	2:05.67	5/1/11	2.5	0.47	2.97	
800m	35	Amanda WINSLOW	JR	2:06.61	5/14/11	0.45	0.13	0.58	
1500m	12	Amanda WINSLOW	JR	4:16.20	5/1/11	9	0.91	9.91	
1500m	16	Hannah BROOKS	SR	4:16.61	5/1/11	D	5	0.79	2.79
1500m	22	Jessica PARRY	SO	4:17.90	5/14/11	2	0.45	2.45	
1500m	38	Jackie DROUIN	SR	4:20.43	5/14/11	0.3	0.10	0.40	
1500m	49	Violah LAGAT	SR	4:21.53	4/21/11	0.025	0.00	0.03	
5000m	30	Hannah BROOKS	SR	16:09.81	4/1/11	0.7	0.25	0.95	
5000m	38	Jessica PARRY	SO	16:12.70	4/1/11	0.3	0.15	0.45	
Steeple	17	Jennifer DUNN	JR	10:14.58	6/6/10	4.5	0.49	4.99	
Steeple	37	Astrid LEUTERT	SR	10:23.95	4/21/11	0.35	0.03	0.38	
4x100	7			43.65	6/11/11	18	1.38	19.38	
Team Total									90.36

"Scrd As", short for "Scored As", Standing used for place points portion of performance's score combining preseason data (when applied) to current season data

Numbers in BLACK are both the performance's actual NCAA rank AND "scored as" rank Numbers in RED indicate actual NCAA rank does not exist or is worse than "scored as" rank Numbers in BLUE indicate actual NCAA rank is better than "scored as" rank

USTFCCCA Non-Member

Non-Member Schools Will NOT be ranked, beginning Week 2



2012 Outdoor Track & Field, Week #1

Only those who score >0.01 pts are shown
D denotes multiple-event rule in affect

WOMEN

23



Nebraska

Big Ten Conference

▼ 3

Event	Scrd As	Athlete	Yr	Scored Mark	Date	Pl. Pts.	Bonus	TOTAL
Scored bests come from CURRENT season								
► SP	42	Veronica GRIZZLE	SO	15.48m	50-9%	3/30/12	0.2	0.00 0.20
Scored bests come from PRE-SEASON DATA								
► 400m	30	Mara WEEKES	SO	53.49		5/13/11	0.7	0.18 0.88
► 1500m	25	Ashley MILLER	SR	4:18.53		6/11/11	0.95	0.36 1.31
► Steeple	16	Martina BARINOVA	SO	10:12.45		4/9/11	5	0.60 5.60
► Steeple	34	Jessica FURLAN	JR	10:22.29		4/9/11	0.5	0.11 0.61
► 4x400	35			3:37.73		5/13/11	0.45	0.07 0.52
► PV	27	Cami JISKRA	SR	4.10m	13-5%	4/20/11	0.85	0.00 0.85
► PV	46	Breanna BUSSEL	SR	4.00m	13-1%	4/20/11	0.1	0.00 0.10
► LJ	2	Mara GRIVA	JR	6.70mw	21-11%	5/13/11	28	2.83 30.83
► TJ	1	Mara GRIVA	JR	13.81m	45-3%	5/13/11	30	4.13 34.13
► TJ	16	Tara KORSHOJ	JR	12.99mw	42-7%	5/13/11	5	0.54 5.54
► SP	26	Annie JACKSON	SO	15.96m	52-4%	5/13/11	0.9	0.09 0.99
► DISC	29	Morgan WILKEN	JR	52.51m	172-3	4/16/11	0.75	0.08 0.83
► HT	21	Victoria ZIMMERMAN	SR	60.28m	197-9	5/13/11	2.5	0.21 2.71
► HT	24	Jade SIEGEL	SR	60.11m	197-2	4/27/11	1	0.16 1.16
► HEPT	38	Anne MARTIN	SO	5,167		5/13/11	0.3	0.00 0.30
► HEPT	42	Rachel BUTLER	SR	5,150		5/13/11	0.2	0.00 0.20
Team Total								86.76

24



BYU

West Coast Conference

▲ 7

Event	Scrd As	Athlete	Yr	Scored Mark	Date	Pl. Pts.	Bonus	TOTAL
Scored bests come from CURRENT season								
► PV	10	Christen BOTTERON-GUNTHER	SR	4.25m	13-11%	3/28/12	12	0.81 12.81
► JAV	12	Allyson WARDELL-ANDERSEN	JR	51.19m	167-11	3/23/12	9	0.89 9.89
Scored bests come from PRE-SEASON DATA								
► 800m	8	Lacey BLEAZARD	SR	2:04.78		4/14/11	16	0.95 16.95
► 5000m	44	Kari HARDT	SR	16:15.82		3/25/11	0.15	0.04 0.19
► 10k	15	Morgan HAWS	JR	33:39.65		3/25/11	6	0.81 6.81
► Steeple	15	Katy ANDREWS	SR	10:12.04		4/14/11	6	0.62 6.62
► Steeple	47	Kari HARDT	SR	10:28.77		4/28/11	0.075	0.00 0.08
► 4x100	47			45.33		4/1/11	0.075	0.00 0.08
► HJ	2	Ada ROBINSON	SR	1.86m	6-1%	5/11/11	28	2.11 30.11
► HJ	44	Diana BLAUER	SR	1.77m	5-9%	5/11/11	0.15	0.00 0.15
► PV	27	Kelli EHARDT	SR	4.10m	13-5%	5/4/11	0.85	0.00 0.85
Team Total								84.52

25



UTEP

Conference USA

▼ 2

Event	Scrd As	Athlete	Yr	Scored Mark	Date	Pl. Pts.	Bonus	TOTAL
Scored bests come from CURRENT season								
► 4x100	28	Del Pino, Abinuwa, Jackson, Suggs		44.77cA	44.65	3/24/12	0.8	0.17 0.97
► JAV	27	Laura MACAULEY	SR	48.77m	160-0	3/24/12	0.85	0.02 0.87
Scored bests come from PRE-SEASON DATA								
► 100m	13	Endurance ABINUWA	SR	11.29w		4/6/11	8	0.71 8.71
► 200m	19	Endurance ABINUWA	SR	23.14w		4/2/11	D	3.5 0.53 2.53
► 400m	5	Endurance ABINUWA	SR	52.39		4/22/11	22	1.65 23.65
► 5000m	7	Risper KIMAIYO	SR	15:48.14		5/1/11	18	1.39 19.39
► 10k	5	Kathya GARCIA	SR	33:18.61		5/1/11	22	2.02 24.02
Team Total								80.14

"Scrd As", short for "Scored As", Standing used for place points portion of performance's score combining preseason data (when applied) to current season data

Numbers in BLACK are both the performance's actual NCAA rank AND "scored as" rank Numbers in RED indicate actual NCAA rank does not exist or is worse than "scored as" rank Numbers in BLUE indicate actual NCAA rank is better than "scored as" rank

USTFCCCA Non-Member

Non-Member Schools Will NOT be ranked, beginning Week 2



2012 Outdoor Track & Field, Week #1

Only those who score >0.01 pts are shown
D denotes multiple-event rule in affect

WOMEN

26



Southern Miss

Conference USA

▼ 4

Event	Scrd As	Athlete	Yr	Scored Mark	Date	Pl. Pts.	Bonus	TOTAL
Scored bests come from PRE-SEASON DATA								
4x100	21			44.41	5/28/11	2.5	0.42	2.92
HJ	8	Ke'Airra JONES	SR	1.83m	6-0	6/11/11	16	1.04 17.04
LJ	4	Tori BOWIE	SR	6.64m	21-9½	6/11/11	24	2.25 26.25
LJ	32	Ganna DEMYDOVA	SR	6.18m	20-3½	5/12/11	0.6	0.00 0.60
TJ	2	Ganna DEMYDOVA	SR	13.64m	44-9	6/11/11	28	3.13 31.13
TJ	45	Ke'Airra JONES	SR	12.65m	41-6	4/30/11	0.125	0.00 0.13
Team Total								78.07

27



Iowa State

Big 12 Conference

▲ 1

Event	Scrd As	Athlete	Yr	Scored Mark	Date	Pl. Pts.	Bonus	TOTAL
Scored bests come from CURRENT season								
H400	20	Eseroghene OKORO	JR	57.88	3/23/12	3	0.43	3.43
SP	33	Danielle FRERE	JR	15.79m	51-9½	3/23/12	0.55	0.00 0.55
HT	35	Laishema HAMPTON	JR	58.63m	192-4	3/23/12	0.45	0.00 0.45
Scored bests come from PRE-SEASON DATA								
5000m	13	Dani STACK	JR	15:55.69	4/14/11	D 8	0.84	2.84
5000m	21	Betsy SAINA	SR	16:06.05	5/13/11	D 2.5	0.39	2.39
10k	1	Betsy SAINA	JR	33:13.87	3/25/11	30	2.30	32.30
10k	9	Dani STACK	JR	33:28.36	5/28/11	14	1.43	15.43
H400	8	Kianna ELAHI	SR	56.73	4/27/11	16	1.42	17.42
HEPT	28	Jordon ANDREASSEN	SR	5,233	5/13/11	0.8	0.00	0.80
Team Total								75.61

28



TCU

Mountain West Conference

▲ 5

Event	Scrd As	Athlete	Yr	Scored Mark	Date	Pl. Pts.	Bonus	TOTAL
Scored bests come from CURRENT season								
100m	49	Chaniqua CORINEALDI	JR	11.53w	3/15/12	0.025	0.00	0.03
LJ	1	Lorraine UGEN	FR	6.83mw	22-5	3/15/12	30	4.07 34.07
LJ	3	Whitney GIPSON	SR	6.67mw	21-10½	3/28/12	26	2.54 28.54
Scored bests come from PRE-SEASON DATA								
4x100	15			44.06	6/11/11	6	0.68	6.68
4x400	19			3:34.44	4/16/11	3.5	0.54	4.04
SP	31	Kelsey SAMUELS	JR	15.81m	51-10½	4/2/11	0.65	0.00 0.65
Team Total								74.01

29



Colorado

Pacific-12 Conference

unch

Event	Scrd As	Athlete	Yr	Scored Mark	Date	Pl. Pts.	Bonus	TOTAL
Scored bests come from CURRENT season								
HJ	29	Kelsey ENGLISH	FR	1.78m	5-10	3/31/12	0.75	0.11 0.86
HEPT	36	Genny MAYDEN	SO	5,171		3/29/12	0.4	0.00 0.40
HEPT	41	Brianne BEEMER	JR	5,158		3/29/12	0.225	0.00 0.22
Scored bests come from PRE-SEASON DATA								
800m	34	Elizabeth TREMBLAY	JR	2:06.59	5/6/11		0.5	0.13 0.63
1500m	4	Emma COBURN	SR	4:14.34	4/14/11	D 24	1.47	3.47
1500m	32	Camille LOGAN	JR	4:19.62	4/8/11		0.6	0.21 0.81
1500m	44	Katie CUMMING	SR	4:20.93	5/1/11		0.15	0.03 0.18
5000m	17	Shalaya KIPP	JR	16:01.26	4/14/11	D 4.5	0.56	2.56
5000m	33	Katie CUMMING	SR	16:10.85	4/14/11		0.55	0.22 0.77
5000m	42	Camille LOGAN	JR	16:15.19	4/14/11		0.2	0.06 0.26
10k	37	Camille LOGAN	JR	34:16.11	5/28/11		0.35	0.00 0.35
Steeple	1	Emma COBURN	SR	9:40.51	5/1/11		30	5.01 35.01
Steeple	3	Shalaya KIPP	JR	9:56.37	6/11/11		26	2.44 28.44
Team Total								73.96

30



Penn State

Big Ten Conference

▼ 4

Event	Scrd As	Athlete	Yr	Scored Mark	Date	Pl. Pts.	Bonus	TOTAL
Scored bests come from CURRENT season								
HT	10	Melissa KURZDORFER	SO	62.97m	206-7	3/31/12	12	0.92 12.92
JAV	22	Laura LOHT	SO	49.87m	163-7	3/31/12	2	0.41 2.41
JAV	33	Lauren KENNEY	FR	47.83m	156-11	3/31/12	0.55	0.00 0.55
Scored bests come from PRE-SEASON DATA								
400m	31	Ijeoma IHEOMA	SR	53.50	5/28/11		0.65	0.17 0.82
10k	10	Kara MILLHOUSE	SR	33:31.93	3/25/11		12	1.22 13.22
H100	12	Evonne BRITTON	JR	13.11	5/28/11		9	0.77 9.77
H400	13	Evonne BRITTON	JR	57.41	5/13/11		8	0.70 8.70
Steeple	25	Natalie BOWER	JR	10:18.48	4/28/11		0.95	0.30 1.25
Steeple	48	Lindsey GRAYBILL	JR	10:30.47	5/28/11		0.05	0.00 0.05
4x400	6			3:30.35	6/11/11		20	1.48 21.48
TJ	34	Tanaya LLOYD	SR	12.74mw	41-9½	5/13/11	0.5	0.04 0.54
SP	25	Jane SWENSON	SR	16.00m	52-6	4/28/11	0.95	0.13 1.08
DISC	26	Melissa KURZDORFER	SO	52.56m	172-5	5/12/11	0.9	0.10 1.00
Team Total								73.78

"Scrd As", short for "Scored As", Standing used for place points portion of performance's score combining preseason data (when applied) to current season data

Numbers in BLACK are both the performance's actual NCAA rank AND "scored as" rank Numbers in RED indicate actual NCAA rank does not exist or is worse than "scored as" rank Numbers in BLUE indicate actual NCAA rank is better than "scored as" rank

USTFCCCA Non-Member

Non-Member Schools Will NOT be ranked, beginning Week 2



2012 Outdoor Track & Field, Week #1

Only those who score >0.01 pts are shown
D denotes multiple-event rule in affect

WOMEN

31



Ohio State

Big Ten Conference

▼ 4

Event	Scrd As	Athlete	Yr	Scored Mark	Date	Pl. Pts.	Bonus	TOTAL
Scored bests come from CURRENT season								
▶ 100m	25	Chesna SYKES	SO	11.42	3/23/12	0.95	0.24	1.19
▶ H100	1	Christina MANNING	SR	12.68	3/31/12	30	3.44	33.44
▶ H100	43	Christienne LINTON	JR	13.56	3/31/12	0.175	0.00	0.17
▶ 4x400	21	Cousar, Dim, McGinnis, Johnson		3:35.58	3/31/12	2.5	0.38	2.88
Scored bests come from PRE-SEASON DATA								
▶ 100m	13	Christina MANNING	SR	11.29	5/13/11	8	0.71	8.71
▶ 100m	32	Madison MCNARY	SR	11.46	5/13/11	0.6	0.13	0.73
▶ 200m	24	Madison MCNARY	SR	23.22	5/13/11	1	0.34	1.34
▶ 400m	37	Shaniqua MCGINNIS	SR	53.64	5/13/11	0.35	0.09	0.44
▶ H400	23	Nyjah COUSAR	JR	58.01	5/13/11	1.5	0.35	1.85
▶ Steeple	44	Victoria BRINK	JR	10:27.45	4/14/11	0.15	0.00	0.15
▶ 4x100	9			43.71	6/11/11	14	1.25	15.25
▶ HJ	17	Ashley GALBRAITH	SR	1.80m	5-10"	4.5	0.38	4.88
▶ TJ	28	Kelcey MCKINNEY	SR	12.80mw	42-0	0.8	0.16	0.96
▶ HT	36	Alexis THOMAS	JR	58.55m	192-1	0.4	0.00	0.40
▶ HT	37	Maggie MULLEN	SR	58.51m	191-11	0.35	0.00	0.35
▶ JAV	34	Maggie MULLEN	SR	47.77m	156-8	0.5	0.00	0.50
Team Total								73.25

32



West Virginia

BIG EAST Conference

▼ 8

Event	Scrd As	Athlete	Yr	Scored Mark	Date	Pl. Pts.	Bonus	TOTAL
Scored bests come from PRE-SEASON DATA								
▶ 10k	17	Kate HARRISON	SR	33:48.64	5/28/11	4.5	0.48	4.98
▶ 10k	19	Sarah-Anne BRAULT	SR	33:51.14	5/28/11	3.5	0.43	3.93
▶ 10k	35	Katie GILLESPIE	SO	34:10.60	5/28/11	0.45	0.05	0.50
▶ 10k	42	Ahna LEWIS	SR	34:29.71	5/28/11	0.2	0.00	0.20
▶ H100	8	Chelsea CARRIER	SR	12.97w	4/23/11	16	1.43	17.43
▶ H400	14	Chelsea CARRIER	SR	57.48	5/6/11	7	0.66	7.66
▶ LJ	15	Chelsea CARRIER	SR	6.42m	21-¾"	6	0.77	6.77
▶ LJ	34	Meghan MOCK	SR	6.17m	20-3	0.5	0.00	0.50
▶ HEPT	3	Chelsea CARRIER	SR	5,927	4/6/11	26	3.67	29.67
Team Total								71.62

33



Washington

Pacific-12 Conference

▼ 1

Event	Scrd As	Athlete	Yr	Scored Mark	Date	Pl. Pts.	Bonus	TOTAL
Scored bests come from PRE-SEASON DATA								
▶ 1500m	29	Katie FLOOD	SO	4:18.80	4/9/11	0.75	0.32	1.07
▶ 5000m	6	Megan GOETHALS	SO	15:47.79	6/11/11	20	1.42	21.42
▶ 10k	16	Lindsay FLANAGAN	JR	33:42.50	3/25/11	5	0.69	5.69
▶ PV	27	Logan MILLER	JR	4.10m	13-5¼"	0.85	0.00	0.85
▶ DISC	36	Elisa BRYANT	SR	51.72m	169-8	0.4	0.00	0.40
▶ JAV	4	Amanda PETERSON	JR	53.09m	174-2	24	2.15	26.15
▶ JAV	13	Brooke PIGHIN	SR	51.06m	167-6	8	0.84	8.84
Team Total								64.43

34



Villanova

BIG EAST Conference

unch

Event	Scrd As	Athlete	Yr	Scored Mark	Date	Pl. Pts.	Bonus	TOTAL
Scored bests come from CURRENT season								
▶ H100	14	Shericka WARD	SR	13.16	3/28/12	7	0.65	7.65
Scored bests come from PRE-SEASON DATA								
▶ 200m	31	Shericka WARD	SR	23.30	5/6/11	0.65	0.22	0.87
▶ 400m	40	Christie VERDIER	SR	53.70	4/16/11	0.25	0.05	0.30
▶ 800m	46	Ariann NEUTTS	JR	2:07.18	5/13/11	0.1	0.00	0.10
▶ 1500m	2	Sheila REID	SR	4:11.85	4/14/11	D	2.55	4.55
▶ 1500m	23	Bogdana MIMIC	JR	4:18.24	5/14/11	1.5	0.40	1.90
▶ 1500m	41	Emily LIPARI	SO	4:20.79	5/14/11	0.225	0.05	0.27
▶ 5000m	2	Sheila REID	SR	15:37.57	6/11/11	28	2.55	30.55
▶ 5000m	9	Bogdana MIMIC	JR	15:48.49	4/14/11	14	1.37	15.37
▶ 5000m	26	Alison SMITH	SR	16:08.07	4/14/11	0.9	0.32	1.22
▶ Steeple	39	Alison SMITH	SR	10:24.52	3/31/11	0.275	0.00	0.28
▶ 4x400	29			3:37.30	5/13/11	0.75	0.13	0.88
▶ TJ	42	Samantha FRANCIS	SO	12.67m	41-7	0.2	0.00	0.20
Team Total								64.13

"Scrd As", short for "Scored As", Standing used for place points portion of performance's score combining preseason data (when applied) to current season data

Numbers in BLACK are both the performance's actual NCAA rank AND "scored as" rank Numbers in RED indicate actual NCAA rank does not exist or is worse than "scored as" rank Numbers in BLUE indicate actual NCAA rank is better than "scored as" rank

USTFCCCA Non-Member

Non-Member Schools Will NOT be ranked, beginning Week 2



2012 Outdoor Track & Field, Week #1

Only those who score >0.01 pts are shown
D denotes multiple-event rule in affect

WOMEN

35



DePaul

BIG EAST Conference

▲ 4

Event	Scrd As	Athlete	Yr	Scored Mark	Date	Pl. Pts.	Bonus	TOTAL
Scored bests come from CURRENT season								
▶ JAV	3	Melissa FRASER	SR	54.04m	177-3	3/21/12	26	2.99 28.99
Scored bests come from PRE-SEASON DATA								
▶ JAV	1	Alanna KOVACS	SR	54.88m	180-0	4/16/11	30	3.86 33.86
Team Total								62.85

36



UCLA

Pacific-12 Conference

unch

Event	Scrd As	Athlete	Yr	Scored Mark	Date	Pl. Pts.	Bonus	TOTAL
Scored bests come from CURRENT season								
▶ HT	8	Ida STORM	SO	63.83m	209-5	3/31/12	16	1.31 17.31
Scored bests come from PRE-SEASON DATA								
▶ 400m	20	Turquoise THOMPSON	JR	53.13		3/17/11	D 3	0.42 2.42
▶ H400	1	Turquoise THOMPSON	JR	55.65		6/11/11	30	3.06 33.06
▶ 4x100	48			45.36		4/2/11	0.05	0.00 0.05
▶ 4x400	17			3:33.78		5/6/11	4.5	0.64 5.14
▶ HJ	49	Alexis WALKER	SO	1.76m	5-9½	4/30/11	0.025	0.00 0.03
▶ PV	23	Allison KORESSEL	JR	4.15m	13-7½	4/22/11	1.5	0.24 1.74
Team Total								59.74

37



Duke

Atlantic Coast Conference

▲ 1

Event	Scrd As	Athlete	Yr	Scored Mark	Date	Pl. Pts.	Bonus	TOTAL
Scored bests come from CURRENT season								
▶ PV	15	Amy FRYT	SR	4.20m	13-9¾	3/28/12	6	0.53 6.53
▶ DISC	44	Erica BRAND	SO	50.89m	166-11	3/30/12	0.15	0.00 0.15
▶ JAV	29	Shannon SULLIVAN	JR	48.42m	158-10	3/30/12	0.75	0.00 0.75
Scored bests come from PRE-SEASON DATA								
▶ 800m	9	Cydney ROSS	JR	2:04.79		6/11/11	14	0.94 14.94
▶ 10k	4	Juliet BOTTORFF	JR	33:18.45		3/25/11	24	2.03 26.03
▶ 10k	22	Carly SEYMOUR	SR	33:51.42		5/28/11	2	0.42 2.42
▶ Steeple	35	Mary Carleton JOHNSTON	SR	10:23.13		4/21/11	0.45	0.07 0.52
▶ SP	16	Michelle ANUMBA	SO	16.41m	53-10¾	4/1/11	5	0.54 5.54
▶ JAV	31	Andrea HOPKINS	JR	48.08m	157-9	5/28/11	0.65	0.00 0.65
▶ JAV	39	Amy MATULEWICZ	SR	47.14m	154-8	4/1/11	0.275	0.00 0.28
Team Total								57.80

38



North Carolina

Atlantic Coast Conference

▼ 1

Event	Scrd As	Athlete	Yr	Scored Mark	Date	Pl. Pts.	Bonus	TOTAL
Scored bests come from CURRENT season								
▶ 800m	13	Tasha STANLEY	SR	2:04.88		3/30/12	8	0.89 8.89
▶ 5000m	43	Lianne FARBER	SO	16:15.36		3/30/12	0.175	0.06 0.23
▶ LJ	30	Chishawn WILLIAMS	JR	6.20m	20-4¾	3/30/12	0.7	0.04 0.74
Scored bests come from PRE-SEASON DATA								
▶ 400m	24	Elizabeth MOTT	SR	53.24		6/11/11	1	0.34 1.34
▶ 400m	38	Zoey RUSSELL	SR	53.67		6/11/11	0.3	0.07 0.37
▶ 800m	15	Ashley VERPLANK	SR	2:04.99		4/21/11	6	0.83 6.83
▶ 1500m	36	Ashley VERPLANK	SR	4:20.16		4/21/11	0.4	0.13 0.53
▶ 4x400	9			3:31.47		6/11/11	14	1.14 15.14
▶ HJ	29	Ariel ROBERTS	JR	1.78m	5-10	5/28/11	0.75	0.11 0.86
▶ PV	7	Sandi MORRIS	SO	4.30m	14-1¾	4/8/11	18	1.34 19.34
▶ TJ	22	Tristine JOHNSON	SO	12.89m	42-3¾	5/28/11	2	0.34 2.34
▶ HEPT	32	Ariel ROBERTS	JR	5,208		5/10/11	0.6	0.00 0.60
Team Total								57.22

"Scrd As", short for "Scored As", Standing used for place points portion of performance's score combining preseason data (when applied) to current season data

Numbers in BLACK are both the performance's actual NCAA rank AND "scored as" rank Numbers in RED indicate actual NCAA rank does not exist or is worse than "scored as" rank Numbers in BLUE indicate actual NCAA rank is better than "scored as" rank

USTFCCCA Non-Member

Non-Member Schools Will NOT be ranked, beginning Week 2



2012 Outdoor Track & Field, Week #1

Only those who score >0.01 pts are shown
D denotes multiple-event rule in affect

WOMEN

39



Buffalo

Mid-American Conference

▼ 4

Event	Scrd As	Athlete	Yr	Scored Mark	Date	Pl. Pts.	Bonus	TOTAL
Scored bests come from PRE-SEASON DATA								
▶ SP	10	Rebecca O'BRIEN	JR	17.22m	5/12/11	12	1.47	13.47
▶ DISC	2	Rebecca O'BRIEN	JR	59.04m	5/12/11	28	3.91	31.91
▶ HT	12	Shant'e WHITE	SR	62.90m	5/12/11	9	0.90	9.90
Team Total								55.29

40



UNLV

Mountain West Conference

unch

Event	Scrd As	Athlete	Yr	Scored Mark		Date	Pl. Pts.	Bonus	TOTAL
Scored bests come from CURRENT season									
▶ 4x400	43	Yanez, Zorich, Lowe, Williamson		3:39.18		3/28/12	0.175	0.00	0.18
▶ JAV	47	Myshauna ALEXANDER	SO	46.57m	152-9	3/28/12	0.075	0.00	0.08
Scored bests come from PRE-SEASON DATA									
▶ 4x100	44			45.21		5/11/11	0.15	0.00	0.15
▶ HT	1	Amanda BINGSON	SR	69.79m	228-11	4/30/11	30	4.96	34.96
▶ HT	7	Chelsea CASSULO	SR	64.24m	210-9	5/11/11	18	1.52	19.52
Team Total								54.88	

41



New Mexico

Mountain West Conference

unch

Event	Scrd As	Athlete	Yr	Scored Mark	Date	Pl. Pts.	Bonus	TOTAL
Scored bests come from PRE-SEASON DATA								
▶ 1500m	21	Josephine MOULTRIE		4:17.66	5/28/11	2.5	0.50	3.00
▶ 5000m	8	Ruth SENIOR	SR	15:48.29	5/1/11	16	1.38	17.38
▶ 5000m	11	Natalie GRAY	SR	15:52.73	4/14/11	D	1.06	3.06
▶ 10k	7	Natalie GRAY	SR	33:20.31	5/1/11	18	1.91	19.91
▶ 10k	11	Ruth SENIOR	SR	33:33.23	5/28/11	D	1.14	3.14
▶ 10k	18	Sarah WALDRON	SR	33:51.08	3/25/11	4	0.43	4.43
▶ 10k	46	Kirsty MILNER	SR	34:37.38	3/25/11	0.1	0.00	0.10
▶ Steeple	24	Ruth SENIOR	SR	10:18.24	5/11/11	1	0.31	1.31
▶ PV	37	Margo TUCKER	SO	4.06m	13-3 3/4	0.35	0.00	0.35
Team Total								52.67

42



Mississippi State

Southeastern Conference

▲ 12

Event	Scrd As	Athlete	Yr	Scored Mark		Date	Pl. Pts.	Bonus	TOTAL
Scored bests come from CURRENT season									
▶ H100	8	Keisha WALLACE	JR	12.97		3/28/12	16	1.43	17.43
▶ HT	30	Favian COWARDS	SR	59.33m	194-8	3/15/12	0.7	0.00	0.70
▶ HEPT	18	Erica BOUGARD	FR	5,382		3/28/12	4	0.42	4.42
Scored bests come from PRE-SEASON DATA									
▶ 400m	10	Jody-Ann MUIR	JR	52.64		5/28/11	12	1.16	13.16
▶ 10k	24	Haley GREENWELL	JR	33:52.57		5/28/11	1	0.40	1.40
▶ H100	42	Racquel FARQUHARSON	JR	13.54w		5/11/11	0.2	0.00	0.20
▶ 4x100	36			44.96		5/28/11	0.4	0.04	0.44
▶ 4x400	28			3:36.81		5/28/11	0.8	0.20	1.00
▶ LJ	11	Rochelle FARQUHARSON	SO	6.48m	21-3½	5/11/11	10	1.11	11.11
▶ TJ	37	Rochelle FARQUHARSON	SO	12.72mw	41-8½	4/6/11	0.35	0.00	0.35
▶ HEPT	45	Keisha WALLACE	JR	5,140		5/11/11	0.125	0.00	0.13
Team Total									50.32

43



Syracuse

BIG EAST Conference

unch

Event	Scrd As	Athlete	Yr	Scored Mark	Date	Pl. Pts.	Bonus	TOTAL	
Scored bests come from PRE-SEASON DATA									
▶ 5000m	27	Lauren PENNEY	JR	16:09.44	3/25/11	0.85	0.27	1.12	
▶ 5000m	32	Katie HURSEY	SR	16:10.50	3/25/11	0.6	0.23	0.83	
▶ 10k	39	Sarah PAGANO	SO	34:20.73	5/28/11	0.275	0.00	0.28	
▶ Steeple	10	Katie HURSEY	SR	10:08.44	5/28/11	12	0.88	12.88	
▶ Steeple	19	Natalie BUSBY	SR	10:16.30	4/22/11	3.5	0.41	3.91	
▶ Steeple	26	Heather STEPHENS	SR	10:18.58	5/6/11	0.9	0.29	1.19	
▶ Steeple	30	Cassie WHITE	SR	10:20.66	5/6/11	0.7	0.19	0.89	
▶ TJ	24	Ieva STAPONKUTE	SR	12.85m	42-2	5/13/11	1	0.26	1.26
▶ HEPT	5	Kelsey RUBEOR	SR	5,680	5/6/11	22	1.85	23.85	
Team Total								46.19	

"Scrd As", short for "Scored As", Standing used for place points portion of performance's score combining preseason data (when applied) to current season data

Numbers in BLACK are both the performance's actual NCAA rank AND "scored as" rank Numbers in RED indicate actual NCAA rank does not exist or is worse than "scored as" rank Numbers in BLUE indicate actual NCAA rank is better than "scored as" rank

USTFCCCA Non-Member

Non-Member Schools Will NOT be ranked, beginning Week 2



2012 Outdoor Track & Field, Week #1

Only those who score >0.01 pts are shown
D denotes multiple-event rule in affect

WOMEN

44



Houston

Conference USA

unch

Event	Scrd As	Athlete	Yr	Scored Mark	Date	Pl. Pts.	Bonus	TOTAL
Scored bests come from CURRENT season								
H100	36	Sade Mariah GREENIDGE	FR	13.48	3/15/12	0.4	0.00	0.40
H100	40	Alicia PERKINS	FR	13.53	3/15/12	0.25	0.00	0.25
HEPT	39	Megan FRAUSTO	SO	5,161	3/28/12	0.275	0.00	0.28
Scored bests come from PRE-SEASON DATA								
100m	15	Grecia BOLTON	SR	11.30w	4/6/11	6	0.66	6.66
100m	28	Whitney HARRIS	SR	11.43	5/12/11	0.8	0.21	1.01
200m	21	Grecia BOLTON	SR	23.15w	5/28/11	2.5	0.50	3.00
200m	39	Whitney HARRIS	SR	23.44	5/12/11	0.275	0.02	0.30
H100	18	Demeeka JONES	SR	13.25w	3/19/11	4	0.43	4.43
4x100	3			43.38	6/11/11	26	1.96	27.96
4x400	30			3:37.37	4/23/11	0.7	0.12	0.82
PV	46	Karley KING	JR	4.00m	13-1½	0.1	0.00	0.10
LJ	34	Tai'Shea REESE	SR	6.17m	20-3	0.5	0.00	0.50
Team Total								45.70

45



San Diego State

Mountain West Conference

unch

Event	Scrd As	Athlete	Yr	Scored Mark		Date	Pl. Pts.	Bonus	TOTAL
Scored bests come from CURRENT season									
▶ TJ	11	Shanieka THOMAS	SO	13.08m	42-11	3/31/12	10	0.73	10.73
▶ SP	20	Whitney ASHLEY	SR	16.29m	53-5½	3/31/12	3	0.42	3.42
▶ DISC	49	Jasmine BURRELL	FR	50.48m	165-7	3/31/12	0.025	0.00	0.03
▶ HEPT	12	Allison REASER	SO	5,475		3/15/12	9	0.73	9.73
Scored bests come from PRE-SEASON DATA									
▶ 100m	25	Lawreta OZOH	JR	11.42		5/7/11	0.95	0.24	1.19
▶ 200m	33	Lawreta OZOH	JR	23.36		5/7/11	0.55	0.14	0.69
▶ 4x100	49			45.37		4/14/11	0.025	0.00	0.03
▶ PV	23	Kelsy HINTZ	JR	4.15m	13-7½	4/22/11	1.5	0.24	1.74
▶ TJ	45	Alex EVANS	JR	12.65m	41-6	5/11/11	0.125	0.00	0.13
▶ DISC	9	Whitney ASHLEY	SR	54.75m	179-7	6/11/11	14	0.92	14.92
Team Total							42.59		

46



Louisiana Tech

Western Athletic Conference

▲ 5

Event	Scrd As	Athlete	Yr	Scored Mark	Date	Pl. Pts.	Bonus	TOTAL	
Scored bests come from CURRENT season									
▶ 100m	5	Chelsea HAYES	SR	11.09w	3/28/12	22	2.05	24.05	
▶ H100	34	Kim FRANCIS	SO	13.47	3/15/12	0.5	0.00	0.50	
Scored bests come from PRE-SEASON DATA									
▶ 200m	49	Chelsea HAYES	SR	23.55	5/10/11	0.025	0.00	0.03	
▶ 4x100	33			44.87	4/6/11	0.55	0.10	0.65	
▶ LJ	8	Chelsea HAYES	SR	6.50m	21-4	5/28/11	16	1.24	17.24
Team Total								42.46	

47



Georgetown

BIG EAST Conference

▼ 1

Event	Scrd As	Athlete	Yr	Scored Mark	Date	Pl. Pts.	Bonus	TOTAL
Scored bests come from PRE-SEASON DATA								
▶ 800m	17	Chelsea COX	SO	2:05.17	4/14/11	4.5	0.74	5.24
▶ 1500m	3	Emily INFELD	JR	4:12.04	4/14/11	D	26	2.47
▶ 1500m	24	Rachel SCHNEIDER	JR	4:18.52	6/11/11	1	0.36	1.36
▶ 1500m	30	Madeline CHAMBERS	SO	4:18.92	4/28/11	0.7	0.31	1.01
▶ 5000m	3	Emily INFELD	JR	15:38.23	6/11/11	26	2.48	28.48
▶ 5000m	49	Emily JONES	JR	16:17.91	3/31/11	0.025	0.00	0.03
▶ 10k	34	Emily JONES	JR	34:09.74	5/6/11	0.5	0.06	0.56
▶ H400	27	London FINLEY	SR	58.46	5/6/11	0.85	0.10	0.95
▶ 4x400	41			3:38.61	5/13/11	0.225	0.00	0.23
Team Total								42.32

"Scrd As", short for "Scored As", Standing used for place points portion of performance's score combining preseason data (when applied) to current season data

Numbers in BLACK are both the performance's actual NCAA rank AND "scored as" rank Numbers in RED indicate actual NCAA rank does not exist or is worse than "scored as" rank Numbers in BLUE indicate actual NCAA rank is better than "scored as" rank

USTFCCCA Non-Member

Non-Member Schools Will NOT be ranked, beginning Week 2



2012 Outdoor Track & Field, Week #1

Only those who score >0.01 pts are shown
D denotes multiple-event rule in affect

WOMEN

48



Wisconsin

Big Ten Conference

▼ 6

Event	Scrd As	Athlete	Yr	Scored Mark	Date	Pl. Pts.	Bonus	TOTAL
Scored bests come from CURRENT season								
▶ SP	21	Taylor SMITH	JR	16.25m	53-3%	3/23/12	2.5	0.38 2.88
▶ SP	43	Kelsey CARD	FR	15.47m	50-9%	3/23/12	0.175	0.00 0.17
Scored bests come from PRE-SEASON DATA								
▶ 5000m	12	Emily Sisson	SO	15:53.90		6/11/11	9	0.97 9.97
▶ 10k	40	Caitlin COMFORT	SR	34:25.82		3/25/11	0.25	0.00 0.25
▶ Steeple	38	Ashley BEUTLER	JR	10:24.35		5/28/11	0.3	0.01 0.31
▶ HJ	17	Monika JAKUTYTE	SR	1.80m	5-10%	6/11/11	4.5	0.38 4.88
▶ SP	47	Jasmine BOYER	JR	15.42m	50-7%	5/6/11	0.075	0.00 0.08
▶ DISC	25	Taylor SMITH	JR	52.69m	172-10	5/6/11	0.95	0.14 1.09
▶ JAV	40	Megan RENNHACK	SR	47.13m	154-7	4/8/11	0.25	0.00 0.25
▶ HEPT	9	Dorcas AKINNIYI	JR	5,554		6/11/11	14	1.01 15.01
▶ HEPT	15	Jessica FLAX	SR	5,440		6/11/11	6	0.61 6.61
▶ HEPT	31	Deanna LATHAM	SO	5,220		4/13/11	0.65	0.00 0.65
Team Total								42.16

49



Michigan

Big Ten Conference

▼ 1

Event	Scrd As	Athlete	Yr	Scored Mark	Date	Pl. Pts.	Bonus	TOTAL
Scored bests come from CURRENT season								
▶ SP	32	Allison LISKE	SR	15.80m	51-10	3/2/12	0.6	0.00 0.60
▶ DISC	27	Emily PENDLETON	SR	52.52m	172-3	3/23/12	0.85	0.09 0.94
Scored bests come from PRE-SEASON DATA								
▶ 800m	29	Rebecca ADDISON	JR	2:06.38		5/28/11	0.75	0.19 0.94
▶ 800m	39	Jillian SMITH	SO	2:06.87		4/7/11	0.275	0.06 0.33
▶ 1500m	5	Jillian SMITH	SO	4:14.65		4/16/11	22	1.35 23.35
▶ H100	21	Julian PURVIS	SR	13.29		5/13/11	2.5	0.34 2.84
▶ PV	46	Kiley TOBEL	SO	4.00m	13-1%	4/22/11	0.1	0.00 0.10
▶ DISC	10	Erin PENDLETON	JR	54.74m	179-7	4/27/11	12	0.91 12.91
Team Total								42.01

50



East Carolina

Conference USA

unch

Event	Scrd As	Athlete	Yr	Scored Mark	Date	Pl. Pts.	Bonus	TOTAL
Scored bests come from CURRENT season								
▶ 5000m	29	Brittany COPELAND	JR	16:09.67	3/30/12	0.75	0.26	1.01
Scored bests come from PRE-SEASON DATA								
▶ 400m	2	Aiesha GOGGINS	SO	51.94	5/12/11	28	2.53	30.53
▶ 4x400	22			3:35.75	5/28/11	2	0.35	2.35
▶ HJ	17	Tynita BUTTS	JR	1.80m	5-10%	4/1/11	4.5	0.38 4.88
▶ LJ	44	Tynita BUTTS	JR	6.15m	20-2%	5/12/11	0.15	0.00 0.15
Team Total								38.93

51




Illinois

Big Ten Conference

▲ 2

Event	Scrd As	Athlete	Yr	Scored Mark	Date	Pl. Pts.	Bonus	TOTAL
Scored bests come from CURRENT season								
▶ 200m	13	Ashley SPENCER	FR	23.08	3/17/12	8	0.71	8.71
▶ 400m	44	Ryisha BOYD	SR	53.74	3/17/12	0.15	0.02	0.17
▶ H400	29	Latoya GRIFFITH	SR	58.68	3/29/12	0.75	0.00	0.75
▶ PV	35	Stephanie RICHARTZ	SO	4.07m	13-4%	3/23/12	0.45	0.00 0.45
Scored bests come from PRE-SEASON DATA								
▶ 200m	41	Ashley KELLY	SR	23.49	5/13/11	0.225	0.00	0.22
▶ 400m	12	Ashley KELLY	SR	52.71	6/11/11	9	1.02	10.02
▶ 1500m	11	Stephanie MORGAN	JR	4:15.90	4/27/11	10	0.99	10.99
▶ H100	40	Breeana COLEMAN	SO	13.53	5/6/11	0.25	0.00	0.25
▶ 4x100	17			44.17	4/27/11	4.5	0.59	5.09
▶ 4x400	25			3:36.33	4/2/11	0.95	0.27	1.22
▶ HJ	49	Kendall MCCAUGHERTY	SR	1.76m	5-9%	5/13/11	0.025	0.00 0.03
Team Total								37.90

52



Michigan State

Big Ten Conference

▼ 5

Event	Scrd As	Athlete	Yr	Scored Mark	Date	Pl. Pts.	Bonus	TOTAL
Scored bests come from PRE-SEASON DATA								
▶ H100	32	Leslie ARIRIGUZO	SR	13.46	5/28/11	0.6	0.00	0.60
▶ HJ	14	Rebecca BUCHHOLTZ	SR	1.82m	5-11%	5/13/11	7	0.77 7.77
▶ LJ	17	Ashley STACEY	SO	6.33m	20-9%	5/28/11	4.5	0.47 4.97
▶ DISC	6	Beth ROHL	JR	55.94m	183-6	5/13/11	20	1.66 21.66
▶ HT	21	Beth ROHL	JR	60.28m	197-9	5/13/11	2.5	0.21 2.71
Team Total								37.71

"Scrd As", short for "Scored As", Standing used for place points portion of performance's score combining preseason data (when applied) to current season data

Numbers in BLACK are both the performance's actual NCAA rank AND "scored as" rank Numbers in RED indicate actual NCAA rank does not exist or is worse than "scored as" rank Numbers in BLUE indicate actual NCAA rank is better than "scored as" rank

USTFCCCA Non-Member

Non-Member Schools Will NOT be ranked, beginning Week 2



2012 Outdoor Track & Field, Week #1

Only those who score >0.01 pts are shown
D denotes multiple-event rule in affect

WOMEN

53



SMU

Conference USA

▼ 1

Event	Scrd As	Athlete	Yr	Scored Mark	Date	Pl. Pts.	Bonus	TOTAL
Scored bests come from CURRENT season								
▶ 200m	47	Amber EVANS	SR	23.53w	3/15/12	0.075	0.00	0.08
Scored bests come from PRE-SEASON DATA								
▶ 400m	17	Amber EVANS	SR	52.87	5/12/11	4.5	0.76	5.26
▶ HJ	5	Lisa EGARTER	SO	1.85m	6-¾	4/15/11	22	1.70 23.70
▶ HT	14	Ayla GILL	SR	61.70m	202-5	3/18/11	7	0.58 7.58
▶ HEPT	48	Lisa EGARTER	SO	5,116	4/6/11	0.05	0.00	0.05
Team Total								36.67

54



Connecticut

BIG EAST Conference

▲ 9

Event	Scrd As	Athlete	Yr	Scored Mark	Date	Pl. Pts.	Bonus	TOTAL
Scored bests come from CURRENT season								
▶ 800m	12	Brigitte MANIA	JR	2:04.86	3/30/12	9	0.90	9.90
▶ 800m	16	Heather WILSON	SR	2:05.01	3/30/12	5	0.82	5.82
Scored bests come from PRE-SEASON DATA								
▶ 10k	20	Lauren SARA	SO	33:51.21	5/28/11	3	0.43	3.43
▶ Steeple	13	Meghan CUNNINGHAM	SR	10:11.57	5/28/11	8	0.65	8.65
▶ HJ	15	Ilva BIKANOVA	SO	1.81m	5-11¾	5/13/11	6	0.52 6.52
▶ LJ	22	Whitney HOLDER	JR	6.26mw	20-6¾	4/7/11	2	0.24 2.24
Team Total								36.56

55



Washington State

Pacific-12 Conference

unch

Event	Scrd As	Athlete	Yr	Scored Mark	Date	Pl. Pts.	Bonus	TOTAL
Scored bests come from CURRENT season								
▶ JAV	20	Christine KIRKWOOD	FR	50.05m	164-2	3/23/12	3	0.48 3.48
▶ JAV	25	Courtney SIMMONS	SR	48.87m	160-4	3/23/12	0.95	0.05 1.00
Scored bests come from PRE-SEASON DATA								
▶ 400m	22	Shawna FERMIN	JR	53.22	5/6/11	2	0.35	2.35
▶ 4x100	50			45.38	5/6/11	0.01	0.00	0.01
▶ HJ	17	Christine RICE	JR	1.80m	5-10¾	4/2/11	4.5	0.38 4.88
▶ JAV	5	Courtney KIRKWOOD SIMMONS	SR	52.94m	173-8	3/19/11	22	2.04 24.04
Team Total								35.77

56



South Carolina

Southeastern Conference

▼ 7

Event	Scrd As	Athlete	Yr	Scored Mark	Date	Pl. Pts.	Bonus	TOTAL
Scored bests come from CURRENT season								
▶ 400m	40	Nadonna RODRIQUES	JR	53.70	3/15/12	0.25	0.05	0.30
▶ TJ	18	Radiane BASDEN	SR	12.93m	42-5¼	3/23/12	4	0.42 4.42
Scored bests come from PRE-SEASON DATA								
▶ 200m	41	Kelsey MCCORKLE	SR	23.49	5/11/11	0.225	0.00	0.22
▶ H100	10	Kierre BECKLES	SR	13.01	5/28/11	12	1.23	13.23
▶ H400	35	Amber ALLEN	SO	58.85	5/11/11	0.45	0.00	0.45
▶ Steeple	31	Beatrice BIWOTT	SR	10:21.49	5/28/11	0.65	0.15	0.80
▶ 4x100	10			43.72	6/11/11	12	1.23	13.23
▶ 4x400	27			3:36.57	6/11/11	0.85	0.23	1.08
▶ HJ	24	Jeannelle SCHEPER	SO	1.79m	5-10¾	5/11/11	1	0.25 1.25
Team Total								34.98

57



Illinois State

Missouri Valley Conference

▲ 10

Event	Scrd As	Athlete	Yr	Scored Mark	Date	Pl. Pts.	Bonus	TOTAL
Scored bests come from CURRENT season								
▶ SP	13	Brittany SMITH	JR	16.66m	54-8	3/29/12	8	0.79 8.79
▶ HT	9	Brittany SMITH	JR	63.80m	209-4	3/29/12	14	1.30 15.30
▶ JAV	14	Leigh PETRANOFF	SR	50.88m	166-11	3/29/12	7	0.78 7.78
Scored bests come from PRE-SEASON DATA								
▶ 400m	29	Sade SEALY	JR	53.48	5/13/11	0.75	0.19	0.94
▶ Steeple	36	Aisha PRAUGHT	SR	10:23.56	4/14/11	0.4	0.05	0.45
▶ SP	27	Victoria ZIEGLER	SR	15.91m	52-2¾	5/13/11	0.85	0.04 0.89
▶ DISC	30	Brittany SMITH	JR	52.46m	172-1	5/13/11	0.7	0.07 0.77
Team Total								34.90

"Scrd As", short for "Scored As", Standing used for place points portion of performance's score combining preseason data (when applied) to current season data

Numbers in BLACK are both the performance's actual NCAA rank AND "scored as" rank Numbers in RED indicate actual NCAA rank does not exist or is worse than "scored as" rank Numbers in BLUE indicate actual NCAA rank is better than "scored as" rank

USTFCCCA Non-Member

Non-Member Schools Will NOT be ranked, beginning Week 2



2012 Outdoor Track & Field, Week #1

Only those who score >0.01 pts are shown
D denotes multiple-event rule in affect

WOMEN

58



Boston University

America East Conference

▼ 1

Event	Scrd As	Athlete	Yr	Scored Mark	Date	Pl. Pts.	Bonus	TOTAL
Scored bests come from CURRENT season								
HJ	29	Allison BARWISE	JR	1.78m	5-10	3/28/12	0.75	0.11 0.86
Scored bests come from PRE-SEASON DATA								
5000m	16	Katie MATTHEWS	SR	16:01.16	4/22/11	D	5	0.56 2.56
10k	3	Katie MATTHEWS	SR	33:16.97	3/25/11	26	2.11	28.11
H100	48	Nikko BRADY	JR	13.59w	4/6/11	0.05	0.00	0.05
Team Total								31.59

59



Oklahoma State

Big 12 Conference

▼ 1

Event	Scrd As	Athlete	Yr	Scored Mark	Date	Pl. Pts.	Bonus	TOTAL
Scored bests come from PRE-SEASON DATA								
800m	2	Natalja PILIUSINA	SO	2:02.16	6/11/11	28	2.83	30.83
1500m	40	Natalja PILIUSINA	SO	4:20.63	4/14/11	0.25	0.07	0.32
Team Total								31.15

60



Alabama

Southeastern Conference

▲ 10

Event	Scrd As	Athlete	Yr	Scored Mark	Date	Pl. Pts.	Bonus	TOTAL
Scored bests come from CURRENT season								
H400	44	Shani CHANDLER	SO	59.04	3/31/12	0.15	0.00	0.15
HJ	8	Krystle SCHADE	SO	1.83m	6-0	3/24/12	16	1.04 17.04
TJ	42	Chloe HETHERTON	SO	12.67m	41-7	3/15/12	0.2	0.00 0.20
HT	43	Amethyst HOLMES	JR	58.12m	190-8	3/31/12	0.175	0.00 0.17
Scored bests come from PRE-SEASON DATA								
H100	38	Kaylon EPPINGER	SR	13.51	5/11/11	0.3	0.00	0.30
SP	28	Wilamena HOPKINS	JR	15.88m	52-1½	4/8/11	0.8	0.01 0.81
HEPT	11	Kaylon EPPINGER	SR	5,499	3/24/11	10	0.82	10.82
Team Total								29.49

61



Louisville

BIG EAST Conference

▲ 1

Event	Scrd As	Athlete	Yr	Scored Mark	Date	Pl. Pts.	Bonus	TOTAL
Scored bests come from CURRENT season								
HJ	29	Michelle THEOPHILLE	SO	1.78m	5-10	3/15/12	0.75	0.11 0.86
SP	24	Chinwe OKORO	SR	16.03m	52-7½	3/24/12	1	0.16 1.16
SP	29	Amashi-Ali KENDALL	JR	15.87m	52-1	3/15/12	0.75	0.00 0.75
DISC	12	Chinwe OKORO	SR	54.26m	178-0	3/24/12	9	0.64 9.64
DISC	38	Khadija ABDULLAH	SR	51.34m	168-5	3/15/12	0.3	0.00 0.30
Scored bests come from PRE-SEASON DATA								
5000m	22	Holly KNIGHT	SR	16:06.25	4/15/11	D	2	0.38 2.38
10k	21	Holly KNIGHT	SR	33:51.26	5/28/11	2.5	0.43	2.93
HJ	29	Megan SCHUBERT	SR	1.78m	5-10	5/6/11	0.75	0.11 0.86
LJ	20	Charachesicia LOCKHART	SR	6.29mw	20-7½	3/24/11	3	0.34 3.34
SP	15	Khadija ABDULLAH	SR	16.58m	54-4½	5/28/11	6	0.71 6.71
Team Total								28.92

62



South Dakota

The Summit League

▲ 4

Event	Scrd As	Athlete	Yr	Scored Mark	Date	Pl. Pts.	Bonus	TOTAL
Scored bests come from CURRENT season								
PV	6	Bethany BUELL	SO	4.33m	14-2½	3/15/12	20	1.68 21.68
PV	15	Emily GROVE	FR	4.20m	13-9½	3/28/12	6	0.53 6.53
Team Total								28.20

"Scrd As", short for "Scored As", Standing used for place points portion of performance's score combining preseason data (when applied) to current season data

Numbers in BLACK are both the performance's actual NCAA rank AND "scored as" rank Numbers in RED indicate actual NCAA rank does not exist or is worse than "scored as" rank Numbers in BLUE indicate actual NCAA rank is better than "scored as" rank

USTFCCCA Non-Member

Non-Member Schools Will NOT be ranked, beginning Week 2



2012 Outdoor Track & Field, Week #1

Only those who score >0.01 pts are shown
D denotes multiple-event rule in affect

WOMEN

63



Indiana

Big Ten Conference

▼ 7

Event	Scrd As	Athlete	Yr	Scored Mark	Date	Pl. Pts.	Bonus	TOTAL
Scored bests come from CURRENT season								
▶ Steeple	49	Samantha GINTHER	SO	10:30.69	3/23/12	0.025	0.00	0.03
Scored bests come from PRE-SEASON DATA								
▶ 200m	47	Aireonna BAILEY	JR	23.53	5/13/11	0.075	0.00	0.08
▶ 800m	42	Jordan GRAY	JR	2:07.00	5/6/11	0.2	0.03	0.23
▶ 5000m	36	Chelsea BLANCHARD	SR	16:11.84	3/25/11	0.4	0.18	0.58
▶ Steeple	29	Breanne EHRMAN	SR	10:19.10	4/22/11	0.75	0.27	1.02
▶ HJ	29	Emma KIMOTO	JR	1.78m 5-10	5/28/11	0.75	0.11	0.86
▶ PV	7	Kelsie AHBE	JR	4.30m 14-1½	6/11/11	18	1.34	19.34
▶ SP	17	Monique RIDDICK	SR	16.39m 53-9½	5/6/11	4.5	0.52	5.02
▶ SP	40	Kyla BUCKLEY	SO	15.63m 51-3½	4/21/11	0.25	0.00	0.25
Team Total								27.39

64



Dartmouth

Ivy League

▼ 3

Event	Scrd As	Athlete	Yr	Scored Mark	Date	Pl. Pts.	Bonus	TOTAL
Scored bests come from PRE-SEASON DATA								
▶ 5000m	4	Abbey D'AGOSTINO	SO	15:40.69	6/11/11	24	2.20	26.20
▶ 10k	32	Caitie MEYER	SO	34:03.21	5/28/11	0.6	0.19	0.79
▶ Steeple	41	Alexi PAPPAS	SR	10:25.82	5/7/11	0.225	0.00	0.22
Team Total								27.22

65



Maryland

Atlantic Coast Conference

▼ 5

Event	Scrd As	Athlete	Yr	Scored Mark	Date	Pl. Pts.	Bonus	TOTAL
Scored bests come from CURRENT season								
▶ H400	41	Kiani PROFIT	SR	58.98	3/31/12	0.225	0.00	0.22
Scored bests come from PRE-SEASON DATA								
▶ HJ	29	Amina SMITH	SO	1.78m 5-10	3/25/11	0.75	0.11	0.86
▶ HEPT	4	Kiani PROFIT	SR	5,686	4/16/10	24	1.89	25.89
Team Total								26.97

66



Missouri

Big 12 Conference

▲ 61

Event	Scrd As	Athlete	Yr	Scored Mark	Date	Pl. Pts.	Bonus	TOTAL
Scored bests come from CURRENT season								
▶ H400	24	Leslie FARMER	SR	58.06	3/30/12	1	0.33	1.33
▶ SP	6	Kearsten PEOPLES	FR	17.36m 56-11½	3/23/12	20	1.74	21.74
▶ SP	23	Jill RUSHIN	FR	16.07m 52-8½	3/30/12	1.5	0.20	1.70
▶ DISC	43	Kearsten PEOPLES	FR	50.98m 167-3	3/30/12	0.175	0.00	0.17
Team Total								24.95

67



Columbia

Ivy League

▼ 2

Event	Scrd As	Athlete	Yr	Scored Mark	Date	Pl. Pts.	Bonus	TOTAL
Scored bests come from PRE-SEASON DATA								
▶ 200m	32	Sharay HALE	SR	23.33	5/13/11	0.6	0.18	0.78
▶ 400m	6	Sharay HALE	SR	52.40	5/7/11	20	1.63	21.63
▶ H400	43	Kyra CALDWELL	SR	59.03	5/13/11	0.175	0.00	0.17
▶ 4x400	31			3:37.50	5/13/11	0.65	0.10	0.75
▶ LJ	26	Uju OFOCHE	JR	6.24mw 20-5½	5/7/11	0.9	0.17	1.07
▶ LJ	48	Dora VEGVARI	JR	6.13mw 20-1½	5/7/11	0.05	0.00	0.05
Team Total								24.45

68



Virginia Tech

Atlantic Coast Conference

▲ 33

Event	Scrd As	Athlete	Yr	Scored Mark	Date	Pl. Pts.	Bonus	TOTAL
Scored bests come from CURRENT season								
▶ 5000m	48	Samantha DOW	JR	16:17.43	3/30/12	0.05	0.00	0.05
▶ PV	10	Martina SCHULTZE	FR	4.25m 13-11½	3/28/12	12	0.81	12.81
▶ PV	27	Victoria VON EYNATTEN	FR	4.10m 13-5½	3/23/12	0.85	0.00	0.85
▶ SP	19	Valentina MUZARIC	FR	16.36m 53-8½	3/23/12	3.5	0.49	3.99
Scored bests come from PRE-SEASON DATA								
▶ Steeple	18	Samantha DOW	JR	10:16.15	5/28/11	4	0.41	4.41
▶ 4x100	25			44.58	6/11/11	0.95	0.30	1.25
▶ 4x400	32			3:37.57	4/1/11	0.6	0.09	0.69
Team Total								24.06

"Scrd As", short for "Scored As", Standing used for place points portion of performance's score combining preseason data (when applied) to current season data

Numbers in BLACK are both the performance's actual NCAA rank AND "scored as" rank Numbers in RED indicate actual NCAA rank does not exist or is worse than "scored as" rank Numbers in BLUE indicate actual NCAA rank is better than "scored as" rank

USTFCCCA Non-Member

Non-Member Schools Will NOT be ranked, beginning Week 2



2012 Outdoor Track & Field, Week #1

Only those who score >0.01 pts are shown
D denotes multiple-event rule in affect

WOMEN

69



Wichita State

Missouri Valley Conference

▼ 5

Event	Scrd As	Athlete	Yr	Scored Mark	Date	Pl. Pts.	Bonus	TOTAL
-------	---------	---------	----	-------------	------	----------	-------	-------

Scored bests come from CURRENT season

▶ H400	47	Natalie MOREROD	SO	59.12		3/30/12	0.075	0.00	0.08
▶ HJ	44	J'Lynn LEDESMA	SO	1.77m	5-9%	3/30/12	0.15	0.00	0.15

Scored bests come from PRE-SEASON DATA

▶ 100m	42	Audacia MOORE	SR	11.51w	5/13/11	0.2	0.00	0.20	
▶ 200m	43	Audacia MOORE	SR	23.51w	5/13/11	0.175	0.00	0.17	
▶ 5000m	10	Aliphine TULIAMUK	JR	15:51.37	6/11/11	D	12	1.16	3.16
▶ 10k	8	Aliphine TULIAMUK	JR	33:27.05	3/25/11	16	1.51	17.51	
▶ HEPT	21	Tanya FRIESEN	JR	5,343	4/13/11	2.5	0.28	2.78	

Team Total 24.05

70



Virginia

Atlantic Coast Conference

▼ 2

Event	Scrd As	Athlete	Yr	Scored Mark	Date	Pl. Pts.	Bonus	TOTAL
-------	---------	---------	----	-------------	------	----------	-------	-------

Scored bests come from CURRENT season

▶ DISC	33	Erin WYKOFF	SR	52.14m	171-0	3/30/12	0.55	0.00	0.55
--------	----	-------------	----	--------	-------	---------	------	------	------

Scored bests come from PRE-SEASON DATA

▶ 1500m	6	Morgane GAY	SR	4:14.72	6/11/11	20	1.33	21.33	
▶ 10k	28	Anna CORRIGAN	SR	33:58.46	5/28/11	0.8	0.28	1.08	
▶ HT	41	Maureen LAFFAN	SR	58.21m	190-11	5/13/11	0.225	0.00	0.22

Team Total 23.19

71



Richmond

Atlantic 10 Conference

▲ 1


Event	Scrd As	Athlete	Yr	Scored Mark	Date	Pl. Pts.	Bonus	TOTAL
-------	---------	---------	----	-------------	------	----------	-------	-------

Scored bests come from PRE-SEASON DATA

▶ 5000m	31	Nicol TRAYNOR	SR	16:10.37	4/14/11	0.65	0.23	0.88
▶ Steeple	6	Nicol TRAYNOR	SR	10:02.94	6/11/11	20	1.44	21.44

Team Total 22.32

72



Idaho

Western Athletic Conference

▲ 2


Event	Scrd As	Athlete	Yr	Scored Mark	Date	Pl. Pts.	Bonus	TOTAL
-------	---------	---------	----	-------------	------	----------	-------	-------

Scored bests come from PRE-SEASON DATA

▶ 800m	7	Lauren SCHAFFER	SR	2:04.53	5/10/11	18	1.08	19.08	
▶ H400	28	Liga VELVERE	JR	58.61	4/14/11	0.8	0.02	0.82	
▶ HT	31	Gabby MIDLES	SR	59.29m	194-6	4/2/11	0.65	0.00	0.65

Team Total 20.55

73



Cal Poly

Big West Conference

▼ 2

Event	Scrd As	Athlete	Yr	Scored Mark	Date	Pl. Pts.	Bonus	TOTAL
-------	---------	---------	----	-------------	------	----------	-------	-------

Scored bests come from PRE-SEASON DATA

▶ Steeple	20	LeAnne FOGG	SR	10:17.24		4/14/11	3	0.36	3.36
▶ HJ	8	Whitney SISLER	SR	1.83m	6-0	4/22/11	16	1.04	17.04

Team Total 20.40

74



Mississippi

Southeastern Conference

▼ 15

Event	Scrd As	Athlete	Yr	Scored Mark	Date	Pl. Pts.	Bonus	TOTAL
-------	---------	---------	----	-------------	------	----------	-------	-------

Scored bests come from CURRENT season

▶ 400m	21	Kristin BRIDGES	SR	53.20	3/31/12	2.5	0.37	2.87
--------	----	-----------------	----	-------	---------	-----	------	------

Scored bests come from PRE-SEASON DATA

▶ 4x100	26			44.71		6/11/11	0.9	0.21	1.11
▶ 4x400	15			3:33.22		4/27/11	6	0.72	6.72
▶ PV	14	Neal TISHER	JR	4.21m	13-9%	5/11/11	7	0.58	7.58
▶ LJ	42	Brittany BOZEMAN	JR	6.16m	20-2%	4/1/11	0.2	0.00	0.20
▶ TJ	44	Aria GAINES	SR	12.66m	41-6%	3/26/11	0.15	0.00	0.15
▶ HEPT	27	Brittany BOZEMAN	JR	5,290		4/23/11	0.85	0.10	0.95
▶ HEPT	34	Mary NALL	SO	5,195		5/11/11	0.5	0.00	0.50

Team Total 20.08

"Scrd As", short for "Scored As", Standing used for place points portion of performance's score combining preseason data (when applied) to current season data

Numbers in BLACK are both the performance's actual NCAA rank AND "scored as" rank Numbers in RED indicate actual NCAA rank does not exist or is worse than "scored as" rank Numbers in BLUE indicate actual NCAA rank is better than "scored as" rank

USTFCCCA Non-Member

Non-Member Schools Will NOT be ranked, beginning Week 2



2012 Outdoor Track & Field, Week #1

Only those who score >0.01 pts are shown
D denotes multiple-event rule in affect

WOMEN

75



Indiana State

Missouri Valley Conference

▼ 2

Event	Scrd As	Athlete	Yr	Scored Mark	Date	Pl. Pts.	Bonus	TOTAL
Scored bests come from CURRENT season								
▶ SP	12	Felisha JOHNSON	JR	16.80m	55-1½	3/29/12	9	0.93 9.93
Scored bests come from PRE-SEASON DATA								
▶ PV	46	Nicole HOPE	SR	4.00m	13-1½	5/6/11	0.1	0.00 0.10
▶ DISC	18	Mary THEISEN	JR	53.72m	176-3	5/3/11	4	0.47 4.47
▶ HT	16	Felisha JOHNSON	JR	61.14m	200-7	4/8/11	5	0.43 5.43
Team Total								19.93

76



George Mason

Colonial Athletic Association

▲ 40

Event	Scrd As	Athlete	Yr	Scored Mark	Date	Pl. Pts.	Bonus	TOTAL
Scored bests come from CURRENT season								
▶ PV	7	Mandissa MARSHALL	JR	4.30m	14-1½	3/23/12	18	1.34 19.34
Scored bests come from PRE-SEASON DATA								
▶ H400	42	Taylor WHEATON	SO	58.99		5/6/11	0.2	0.00 0.20
Team Total								19.54

77



Stony Brook

America East Conference

unch

Event	Scrd As	Athlete	Yr	Scored Mark	Date	Pl. Pts.	Bonus	TOTAL
Scored bests come from PRE-SEASON DATA								
▶ 1500m	7	Lucy VAN DALEN	SR	4:15.13		5/7/11	18	1.21 19.21
Team Total								19.21

78



Montana

Big Sky Conference

▼ 2

Event	Scrd As	Athlete	Yr	Scored Mark	Date	Pl. Pts.	Bonus	TOTAL
Scored bests come from PRE-SEASON DATA								
▶ 1500m	9	Katrina DRENNEN	SR	4:15.34		5/1/11	14	1.15 15.15
▶ HEPT	20	Lindsey HALL	JR	5,360		5/11/11	3	0.34 3.34
Team Total								18.49

79



Boston College

Atlantic Coast Conference

▼ 1

Event	Scrd As	Athlete	Yr	Scored Mark	Date	Pl. Pts.	Bonus	TOTAL
Scored bests come from PRE-SEASON DATA								
▶ 800m	9	Caroline KING	SR	2:04.79		5/28/11	14	0.94 14.94
▶ 1500m	20	Caroline KING	SR	4:17.48		3/25/11	D 3	0.55 2.55
Team Total								17.49

80



Cincinnati

BIG EAST Conference

▼ 11

Event	Scrd As	Athlete	Yr	Scored Mark	Date	Pl. Pts.	Bonus	TOTAL
Scored bests come from CURRENT season								
▶ PV	19	Michelle EBY	SR	4.18m	13-8½	3/17/12	3.5	0.41 3.91
▶ JAV	17	Emelie LARSSON	FR	50.44m	165-6	3/30/12	4.5	0.62 5.12
▶ HEPT	42	Kaitlyn GOOD	SO	5,150		3/30/12	0.2	0.00 0.20
Scored bests come from PRE-SEASON DATA								
▶ 400m	46	Aricka RHODES	SR	53.82		5/6/11	0.1	0.00 0.10
▶ 800m	19	Kathy KLUMP	SR	2:05.46		6/11/11	3.5	0.58 4.08
▶ 4x100	30			44.84		5/28/11	0.7	0.12 0.82
▶ 4x400	36			3:37.93		5/28/11	0.4	0.04 0.44
▶ PV	21	MacKenzie FIELDS	JR	4.16m	13-7½	4/22/11	2.5	0.30 2.80
Team Total								17.47

81



North Florida

Atlantic Sun Conference

▼ 1

Event	Scrd As	Athlete	Yr	Scored Mark	Date	Pl. Pts.	Bonus	TOTAL
Scored bests come from PRE-SEASON DATA								
▶ 400m	16	Brianna FRAZIER	SO	52.86		6/11/11	5	0.77 5.77
▶ 10k	45	Shelby KITTRELL	JR	34:34.82		5/28/11	0.125	0.00 0.13
▶ Steeple	11	Ecaterina GHEORGHIU	SR	10:10.35		5/28/11	10	0.71 10.71
Team Total								16.60

"Scrd As", short for "Scored As", Standing used for place points portion of performance's score combining preseason data (when applied) to current season data

Numbers in BLACK are both the performance's actual NCAA rank AND "scored as" rank Numbers in RED indicate actual NCAA rank does not exist or is worse than "scored as" rank Numbers in BLUE indicate actual NCAA rank is better than "scored as" rank

USTFCCCA Non-Member

Non-Member Schools Will NOT be ranked, beginning Week 2



2012 Outdoor Track & Field, Week #1

Only those who score >0.01 pts are shown
D denotes multiple-event rule in affect

WOMEN

82



Nevada

Western Athletic Conference

▼ 7

Event	Scrd As	Athlete	Yr	Scored Mark	Date	Pl. Pts.	Bonus	TOTAL
Scored bests come from PRE-SEASON DATA								
HJ	24	La Tijera AVERY	SR	1.79m	5-10%	4/7/11	1 0.25	1.25
JAV	9	Sabine KOPPLIN	SO	51.59m	169-3	4/2/11	14 1.09	15.09
Team Total								16.34

83



NC State

Atlantic Coast Conference

▼ 2

Event	Scrd As	Athlete	Yr	Scored Mark	Date	Pl. Pts.	Bonus	TOTAL
Scored bests come from CURRENT season								
SP	41	Tremanisha TAYLOR	FR	15.60m	51-2%	3/30/12	0.225 0.00	0.22
DISC	34	Tremanisha TAYLOR	FR	51.97m	170-6	3/23/12	0.5 0.00	0.50
Scored bests come from PRE-SEASON DATA								
800m	11	Kenyetta IYEVBELE	SO	2:04.83		6/11/11	10 0.92	10.92
10k	23	Andie COZZARELLI	JR	33:51.89		5/28/11	1.5 0.41	1.91
Steeple	28	Erin MERCER	SO	10:18.86		4/21/11	0.8 0.28	1.08
HJ	44	Danielle ADAMS	JR	1.77m	5-9%	5/15/11	0.15 0.00	0.15
LJ	28	Karimah SHEPHERD	JR	6.21mw	20-4%	5/13/11	0.8 0.07	0.87
DISC	35	Brittany HAMPTON	SR	51.93m	170-4	4/16/11	0.45 0.00	0.45
Team Total								16.11

84



Louisiana-Lafayette

Sun Belt Conference

▲ 49

Event	Scrd As	Athlete	Yr	Scored Mark	Date	Pl. Pts.	Bonus	TOTAL
Scored bests come from CURRENT season								
H100	48	Kacey ELPHAGE	JR	13.59		3/15/12	0.05 0.00	0.05
LJ	34	Jasmine MANUEL	SR	6.17m	20-3	3/23/12	0.5 0.00	0.50
TJ	9	Jasmine MANUEL	SR	13.29m	43-7%	3/28/12	14 1.36	15.36
JAV	46	Mayme COOK	FR	46.58m	152-10	3/15/12	0.1 0.00	0.10
Team Total								16.01

85



San Francisco

West Coast Conference

▼ 3

Event	Scrd As	Athlete	Yr	Scored Mark	Date	Pl. Pts.	Bonus	TOTAL
Scored bests come from PRE-SEASON DATA								
1500m	38	Eva KRCHOVA	JR	4:20.43		4/23/11	0.3 0.10	0.40
10k	41	Jana STOLTING	SO	34:29.08		4/14/11	0.225 0.00	0.22
Steeple	9	Eva KRCHOVA	JR	10:05.53		5/1/11	14 1.17	15.17
Team Total								15.80

86



Minnesota

Big Ten Conference

▼ 7

Event	Scrd As	Athlete	Yr	Scored Mark	Date	Pl. Pts.	Bonus	TOTAL
Scored bests come from CURRENT season								
HT	26	DeAnne HAHN	SR	60.04m	196-11	3/15/12	0.9 0.14	1.04
Scored bests come from PRE-SEASON DATA								
100m	49	Chimerem OKOROJI	SR	11.53		5/13/11	0.025 0.00	0.03
400m	33	Alena BROOKS	JR	53.55		4/2/11	0.55 0.14	0.69
10k	30	Stephanie PRICE	JR	34:02.15		4/14/11	0.7 0.21	0.91
H400	26	Sharyn DAHL	SR	58.44		5/13/11	0.9 0.11	1.01
4x100	32			44.85		6/11/11	0.6 0.12	0.72
4x400	37			3:38.03		5/13/11	0.35 0.02	0.37
LJ	12	Todea-Kay WILLIS	JR	6.44mw	21-1%	4/23/11	9 0.85	9.85
Team Total								14.62

87



Tulane

Conference USA

▼ 3

Event	Scrd As	Athlete	Yr	Scored Mark	Date	Pl. Pts.	Bonus	TOTAL
Scored bests come from PRE-SEASON DATA								
100m	37	Kasey RODGERS	SR	11.49w		3/25/11	0.35 0.04	0.39
H400	32	Zandria DEBOWLES	SR	58.82		5/12/11	0.6 0.00	0.60
4x100	43			45.18		3/9/11	0.175 0.00	0.18
JAV	11	Ana RUZEVIC	SR	51.37m	168-6	3/9/11	10 0.95	10.95
Team Total								12.12

"Scrd As", short for "Scored As", Standing used for place points portion of performance's score combining preseason data (when applied) to current season data

Numbers in BLACK are both the performance's actual NCAA rank AND "scored as" rank Numbers in RED indicate actual NCAA rank does not exist or is worse than "scored as" rank Numbers in BLUE indicate actual NCAA rank is better than "scored as" rank

USTFCCCA Non-Member

Non-Member Schools Will NOT be ranked, beginning Week 2



2012 Outdoor Track & Field, Week #1

Only those who score >0.01 pts are shown
D denotes multiple-event rule in affect

WOMEN

88



Kentucky

Southeastern Conference

▲ 15

Event	Scrd As	Athlete	Yr	Scored Mark		Date	Pl. Pts.	Bonus	TOTAL
Scored bests come from CURRENT season									
▶ 100m	45	Keilah TYSON	FR	11.52		3/28/12	0.125	0.00	0.13
▶ HJ	15	Terri-Ann GRANT	SR	1.81m	5-11½	3/28/12	6	0.52	6.52
Scored bests come from PRE-SEASON DATA									
▶ 4x400	18			3:34.12		5/28/11	4	0.59	4.59
Team Total									11.24

89



South Alabama

Sun Belt Conference

▲ 22

Event	Scrd As	Athlete	Yr	Scored Mark	Date	Pl. Pts.	Bonus	TOTAL	
Scored bests come from CURRENT season									
▶ HT	27	Latifah JOHNSON	SR	59.96m	196-8	3/15/12	0.85	0.12	0.97
▶ HEPT	13	Lindsay SCHWARTZ	SR	5,468		3/28/12	8	0.71	8.71
Team Total								9.68	

90



Utah

Pacific-12 Conference

▼ 3

Event	Scrd As	Athlete	Yr	Scored Mark		Date	Pl. Pts.	Bonus	TOTAL
Scored bests come from CURRENT season									
▶ HJ	49	Brianna LEROY	SR	1.76m	5-9¼	3/15/12	0.025	0.00	0.03
▶ HEPT	37	Brianna LEROY	SR	5,168		3/15/12	0.35	0.00	0.35
Scored bests come from PRE-SEASON DATA									
▶ 800m	36	Lucy YATES	SR	2:06.71		3/25/11	0.4	0.10	0.50
▶ 1500m	15	Amanda MERGAERT	JR	4:16.57		5/28/11	6	0.80	6.80
▶ HJ	29	Langley IVERSON	SR	1.78m	5-10	4/27/11	0.75	0.11	0.86
▶ HT	45	Anneli STAHL	JR	57.84m	189-9	5/11/11	0.125	0.00	0.13
Team Total								8.66	

91




Weber State

Big Sky Conference

▲ 2

Event	Scrd As	Athlete	Yr	Scored Mark	Date	Pl. Pts.	Bonus	TOTAL
Scored bests come from CURRENT season								
▶ Steeple	14	Amber HENRY	JR	10:12.00	3/15/12	7	0.62	7.62
Scored bests come from PRE-SEASON DATA								
▶ 10k	29	Sarah CALLISTER	JR	33:59.82	4/14/11	0.75	0.26	1.01
Team Total								8.63

92



UMES

Mid-Eastern Athletic Conference

▼ 4

Event	Scrd As	Athlete	Yr	Scored Mark		Date	Pl. Pts.	Bonus	TOTAL
Scored bests come from CURRENT season									
▶ SP	18	Vanessa HENRY	SR	16.37m	53-8½	3/16/12	4	0.50	4.50
Scored bests come from PRE-SEASON DATA									
▶ 800m	20	Cynthia ANAIS	SR	2:05.59		5/13/11	3	0.51	3.51
▶ 4x400	45			3:39.49		5/13/11	0.125	0.00	0.13
Team Total									8.14

93



Iowa

Big Ten Conference

▼ 3

Event	Scrd As	Athlete	Yr	Scored Mark	Date	Pl. Pts.	Bonus	TOTAL	
Scored bests come from PRE-SEASON DATA									
▶ 400m	48	Ashley LIVERPOOL	SO	53.87	4/2/11	0.05	0.00	0.05	
▶ 1500m	47	McKenzie MELANDER	SR	4:21.35	4/27/11	0.075	0.00	0.08	
▶ 5000m	18	Betsy FLOOD	SR	16:04.46	5/28/11	4	0.44	4.44	
▶ 5000m	37	Brooke EILERS	SR	16:11.86	5/28/11	0.35	0.18	0.53	
▶ Steeple	42	Danielle BERNDT	SR	10:26.54	5/28/11	0.2	0.00	0.20	
▶ 4x400	23			3:35.93	4/27/11	1.5	0.32	1.82	
▶ DISC	27	Majesty TUTSON	JR	52.52m	172-3	5/13/11	0.85	0.09	0.94
Team Total								8.06	

"Scrd As", short for "Scored As", Standing used for place points portion of performance's score combining preseason data (when applied) to current season data

Numbers in BLACK are both the performance's actual NCAA rank AND "scored as" rank Numbers in RED indicate actual NCAA rank does not exist or is worse than "scored as" rank Numbers in BLUE indicate actual NCAA rank is better than "scored as" rank

USTFCCCA Non-Member

Non-Member Schools Will NOT be ranked, beginning Week 2



2012 Outdoor Track & Field, Week #1

Only those who score >0.01 pts are shown
D denotes multiple-event rule in affect

WOMEN

94



Georgia Tech

Atlantic Coast Conference

▼11

Event	Scrd As	Athlete	Yr	Scored Mark		Date	Pl. Pts.	Bonus	TOTAL
Scored bests come from CURRENT season									
▶ H100	46	Melanie AKWULE	SR	13.58		3/16/12	0.1	0.00	0.10
▶ LJ	44	Julienne MCKEE	SO	6.15mw	20-2½	3/16/12	0.15	0.00	0.15
▶ TJ	15	Julienne MCKEE	SO	13.05m	42-9½	3/16/12	6	0.67	6.67
▶ TJ	31	Jhanelle MCLEOD	JR	12.76mw	41-10½	3/23/12	0.65	0.08	0.73
Team Total									7.64

95



North Dakota State

The Summit League

▼10

Event	Scrd As	Athlete	Yr	Scored Mark		Date	Pl. Pts.	Bonus	TOTAL
Scored bests come from PRE-SEASON DATA									
▶ HJ	29	Toni TOLLEFSON	JR	1.78m	5-10	3/18/11	0.75	0.11	0.86
▶ PV	15	Leslie BROST	SR	4.20m	13-9½	5/6/11	6	0.53	6.53
Team Total									7.38

96



Utah State

Western Athletic Conference

▼10

Event	Scrd As	Athlete	Yr	Scored Mark		Date	Pl. Pts.	Bonus	TOTAL
Scored bests come from CURRENT season									
▶ DISC	21	Lindsey SPENCER	SR	53.10m	174-2	3/16/12	2.5	0.27	2.77
▶ HT	20	Lindsey SPENCER	SR	60.30m	197-10	3/16/12	3	0.21	3.21
Scored bests come from PRE-SEASON DATA									
▶ Steeple	46	Ruth HILTON	SR	10:28.63		5/28/11	0.1	0.00	0.10
▶ PV	27	Sonia GRABOWSKA		4.10m	13-5½	5/29/10	0.85	0.00	0.85
▶ HEPT	40	Chari HAWKINS	SO	5,159		4/21/11	0.25	0.00	0.25
Team Total									7.18

97



Middle Tennessee

Sun Belt Conference

▲10

Event	Scrd As	Athlete	Yr	Scored Mark		Date	Pl. Pts.	Bonus	TOTAL
Scored bests come from CURRENT season									
▶ HJ	24	Ann DUDLEY	JR	1.79m	5-10½	3/23/12	1	0.25	1.25
▶ TJ	32	France MAKABU	SO	12.75m	41-10	3/30/12	0.6	0.06	0.66
Scored bests come from PRE-SEASON DATA									
▶ LJ	18	Kiara HENRY	SR	6.31m	20-8½	5/13/11	4	0.40	4.40
▶ LJ	32	Nyeshia WRIGHT	SR	6.18m	20-3½	5/13/11	0.6	0.00	0.60
Team Total									6.91

98



USF

BIG EAST Conference

▲11

Event	Scrd As	Athlete	Yr	Scored Mark		Date	Pl. Pts.	Bonus	TOTAL
Scored bests come from CURRENT season									
▶ 800m	28	Shaniel CHAMBERS	SR	2:06.19		3/21/12	0.8	0.24	1.04
▶ 800m	37	Yasmin SMITH	JR	2:06.78		3/21/12	0.35	0.08	0.43
▶ TJ	32	Marqueshia STALLWORTH	SO	12.75m	41-10	3/28/12	0.6	0.06	0.66
▶ SP	30	Atasha WARREN	JR	15.85m	52-0	3/21/12	0.7	0.00	0.70
Scored bests come from PRE-SEASON DATA									
▶ Steeple	21	Nicole ROZARIO	SR	10:17.60		5/28/11	2.5	0.34	2.84
▶ JAV	25	Casey WAGNER	SR	48.87m	160-4	5/6/11	0.95	0.05	1.00
Team Total									6.67

99



Hawaii'i

Western Athletic Conference

▼10

Event	Scrd As	Athlete	Yr	Scored Mark		Date	Pl. Pts.	Bonus	TOTAL
Scored bests come from CURRENT season									
► DISC	32	TeRina KEENAN	SR	52.16m	171-1	3/23/12	0.6	0.00	0.60
Scored bests come from PRE-SEASON DATA									
► HJ	17	Sarah SADDLETON	JR	1.80m	5-10%	5/10/11	4.5	0.38	4.88
► HJ	29	Samantha BALENTINE	JR	1.78m	5-10	4/16/11	0.75	0.11	0.86
► TJ	38	Madara APINE	SR	12.71m	41-8½	4/7/11	0.3	0.00	0.30
Team Total									6.64

"Scrd As", short for "Scored As", Standing used for place points portion of performance's score combining preseason data (when applied) to current season data

Numbers in BLACK are both the performance's actual NCAA rank AND "scored as" rank Numbers in RED indicate actual NCAA rank does not exist or is worse than "scored as" rank Numbers in BLUE indicate actual NCAA rank is better than "scored as" rank

USTFCCCA Non-Member

Non-Member Schools Will NOT be ranked, beginning Week 2



2012 Outdoor Track & Field, Week #1

Only those who score >0.01 pts are shown
D denotes multiple-event rule in affect

WOMEN

100



Purdue

Big Ten Conference

▼ 9

Event	Scrd As	Athlete	Yr	Scored Mark	Date	Pl. Pts.	Bonus	TOTAL
Scored bests come from PRE-SEASON DATA								
▶ 4x400	48			3:39.79	4/28/11	0.05	0.00	0.05
▶ LJ	19	Leah EBER	SR	6.30mw	4/7/11	3.5	0.37	3.87
▶ SP	37	Dani BUNCH	SO	15.72m	5/28/11	0.35	0.00	0.35
▶ DISC	22	Terri ANDERSON	SR	52.92m	3/26/11	2	0.21	2.21
Team Total								6.48

101



Northwestern State

Southland Conference

▲ 12

Event	Scrd As	Athlete	Yr	Scored Mark	Date	Pl. Pts.	Bonus	TOTAL
Scored bests come from CURRENT season								
▶ JAV	16	Ashley ALDREDGE	FR	50.52m	3/24/12	5	0.65	5.65
Scored bests come from PRE-SEASON DATA								
▶ JAV	30	Jessica TALLEY	SO	48.31m	5/28/11	0.7	0.00	0.70
Team Total								6.35

102



Notre Dame

BIG EAST Conference

▼ 7

Event	Scrd As	Athlete	Yr	Scored Mark	Date	Pl. Pts.	Bonus	TOTAL
Scored bests come from CURRENT season								
▶ H400	44	Kaila BARBER	FR	59.04	3/22/12	0.15	0.00	0.15
▶ 4x400	47	Geiger, Yanik, Barber, Barber		3:39.67	3/22/12	0.075	0.00	0.08
Scored bests come from PRE-SEASON DATA								
▶ 800m	47	Rebecca TRACY	JR	2:07.21	4/16/11	0.075	0.00	0.08
▶ 1500m	37	Rebecca TRACY	JR	4:20.38	4/14/11	0.35	0.10	0.45
▶ HEPT	16	Maddie BUTTINGER	SR	5,403	5/6/11	5	0.49	5.49
Team Total								6.24

103



UC Santa Barbara

Big West Conference

▲ 86

Event	Scrd As	Athlete	Yr	Scored Mark	Date	Pl. Pts.	Bonus	TOTAL
Scored bests come from CURRENT season								
▶ 800m	27	Justine DIAZ	SR	2:06.09	3/31/12	0.85	0.26	1.11
▶ HJ	17	Barbara NWABA	SR	1.80m	5-10% 3/24/12	4.5	0.38	4.88
Team Total								6.00

104



Kent State

Mid-American Conference

▼ 4

Event	Scrd As	Athlete	Yr	Scored Mark		Date	Pl. Pts.	Bonus	TOTAL
Scored bests come from CURRENT season									
▶ SP	34	Joh'vonnies MOSLEY	SO	15.77m	51-9	3/24/12	0.5	0.00	0.50
▶ JAV	48	Sara OCZYPOK	JR	46.53m	152-8	3/28/12	0.05	0.00	0.05
Scored bests come from PRE-SEASON DATA									
▶ PV	42	Kim PRESTON	SR	4.01m	13-1½	4/22/11	0.2	0.00	0.20
▶ HEPT	17	Diana DUMITRESCU	SR	5,399		5/12/11	4.5	0.47	4.97
Team Total									5.72

105



Wright State

Horizon League

▼ 13

Event	Scrd As	Athlete	Yr	Scored Mark	Date	Pl. Pts.	Bonus	TOTAL
Scored bests come from PRE-SEASON DATA								
▶ H100	16	Cassandra LLOYD	SR	13.18	5/28/11	5	0.60	5.60
Team Total								5.60

106



Air Force

Mountain West Conference

▲ 69

Event	Scrd As	Athlete	Yr	Scored Mark		Date	Pl. Pts.	Bonus	TOTAL
Scored bests come from CURRENT season									
▶ DISC	37	Paige BLACKBURN	SR	51.62m	169-4	3/23/12	0.35	0.00	0.35
▶ JAV	17	Paige BLACKBURN	SR	50.44m	165-6	3/23/12	4.5	0.62	5.12
Team Total									5.47

"Scrd As", short for "Scored As", Standing used for place points portion of performance's score combining preseason data (when applied) to current season data

Numbers in BLACK are both the performance's actual NCAA rank AND "scored as" rank Numbers in RED indicate actual NCAA rank does not exist or is worse than "scored as" rank Numbers in BLUE indicate actual NCAA rank is better than "scored as" rank

USTFCCCA Non-Member

Non-Member Schools Will NOT be ranked, beginning Week 2



2012 Outdoor Track & Field, Week #1

Only those who score >0.01 pts are shown
D denotes multiple-event rule in affect

WOMEN

107



Southeastern Louisiana ▼13

Southland Conference

Event	Scrd As	Athlete	Yr	Scored Mark	Date	Pl. Pts.	Bonus	TOTAL
Scored bests come from CURRENT season								
▶ PV	46	Brittany PHANTZ	SO	4.00m	13-1½	3/28/12	0.1	0.00 0.10
▶ TJ	17	Michelle OGASHI	SR	12.96m	42-6½	3/15/12	4.5	0.48 4.98
Team Total								5.08

108



Navy ▼11

Patriot League

Event	Scrd As	Athlete	Yr	Scored Mark	Date	Pl. Pts.	Bonus	TOTAL
Scored bests come from PRE-SEASON DATA								
▶ 800m	18	Jess PALACIO	SR	2:05.42	5/13/11	4	0.60	4.60
▶ DISC	48	Lauren ALLAM	SO	50.49m	165-7	5/6/11	0.05	0.00 0.05
▶ JAV	38	Alix MEMBRENO	SO	47.21m	154-10	5/6/11	0.3	0.00 0.30
Team Total								4.95

109



Akron ▼13

Mid-American Conference

Event	Scrd As	Athlete	Yr	Scored Mark	Date	Pl. Pts.	Bonus	TOTAL
Scored bests come from CURRENT season								
▶ PV	27	Ariane BEAUMONT-COURTEAU	SO	4.10m	13-5½	3/28/12	0.85	0.00 0.85
Scored bests come from PRE-SEASON DATA								
▶ Steeple	22	Cassandra SCHENCK	SR	10:17.80	5/28/11	2	0.33	2.33
▶ PV	23	Katherine LEE	SR	4.15m	13-7½	4/22/11	1.5	0.24 1.74
Team Total								4.92

110



Miami (Fla.) ▼2

Atlantic Coast Conference

Event	Scrd As	Athlete	Yr	Scored Mark	Date	Pl. Pts.	Bonus	TOTAL
Scored bests come from PRE-SEASON DATA								
▶ 100m	37	Tarika WILLIAMS	SR	11.49w	4/17/10	0.35	0.04	0.39
▶ H400	19	Thandi STEWART	SO	57.71	4/21/11	3.5	0.52	4.02
▶ 4x100	35			44.95	4/16/11	0.45	0.05	0.50
Team Total								4.91

111



Pittsburgh ▼1

BIG EAST Conference

Event	Scrd As	Athlete	Yr	Scored Mark	Date	Pl. Pts.	Bonus	TOTAL
Scored bests come from PRE-SEASON DATA								
▶ 200m	43	Cambrya JONES	SR	23.51	5/28/11	0.175	0.00	0.17
▶ 4x100	18			44.24	6/11/11	4	0.54	4.54
▶ JAV	45	Jessica ROCCO	SO	46.61m	152-11	5/6/11	0.125	0.00 0.13
Team Total								4.84

112



Sacramento State ▼14

Big Sky Conference

Event	Scrd As	Athlete	Yr	Scored Mark	Date	Pl. Pts.	Bonus	TOTAL
Scored bests come from CURRENT season								
▶ 800m	30	Renisha ROBINSON	SR	2:06.42	3/31/12	0.7	0.18	0.88
Scored bests come from PRE-SEASON DATA								
▶ TJ	20	Moiria ROBINSON	SR	12.90m	42-4	4/14/11	3	0.36 3.36
▶ TJ	34	Natalia WRIGHT	SR	12.74m	41-9¾	3/26/11	0.5	0.04 0.54
▶ SP	49	Ifeoma AGWUENU		15.41m	50-6¾	5/30/09	0.025	0.00 0.03
Team Total								4.80

113



Liberty ▼8

Big South Conference

Event	Scrd As	Athlete	Yr	Scored Mark	Date	Pl. Pts.	Bonus	TOTAL
Scored bests come from PRE-SEASON DATA								
▶ TJ	27	Mia AGHAJI	SR	12.81mw	42-¾	5/5/11	0.85	0.18 1.03
▶ HT	19	Melinda BENDIK		60.43m	198-3	4/29/11	3.5	0.25 3.75
Team Total								4.78

114



Oregon State ▲1

Pacific-12 Conference

Event	Scrd As	Athlete	Yr	Scored Mark	Date	Pl. Pts.	Bonus	TOTAL
Scored bests come from PRE-SEASON DATA								
▶ 1500m	28	Laura CARLYLE	SR	4:18.73	5/1/11	0.8	0.33	1.13
▶ 5000m	20	Laura CARLYLE	SR	16:05.04	5/28/11	3	0.42	3.42
Team Total								4.56

"Scrd As", short for "Scored As", Standing used for place points portion of performance's score combining preseason data (when applied) to current season data

Numbers in BLACK are both the performance's actual NCAA rank AND "scored as" rank Numbers in RED indicate actual NCAA rank does not exist or is worse than "scored as" rank Numbers in BLUE indicate actual NCAA rank is better than "scored as" rank

USTFCCCA Non-Member

Non-Member Schools Will NOT be ranked, beginning Week 2



2012 Outdoor Track & Field, Week #1

Only those who score >0.01 pts are shown
D denotes multiple-event rule in affect

WOMEN

115

California
 Pacific-12 Conference

▼ 9

Event	Scrd As	Athlete	Yr	Scored Mark	Date	Pl. Pts.	Bonus	TOTAL
Scored bests come from CURRENT season								
H400	48	Angelica WEAVER	JR	59.13	3/31/12	0.05	0.00	0.05
TJ	40	Amanda HUNTER	JR	12.70mw 41-8	3/31/12	0.25	0.00	0.25
Scored bests come from PRE-SEASON DATA								
1500m	35	Sofia OBERG	JR	4:20.06	5/1/11	0.45	0.15	0.60
5000m	24	Deborah MAIER	SR	16:07.20	6/12/10	1	0.35	1.35
4x100	27			44.75	4/16/11	0.85	0.18	1.03
HJ	29	Kristin RIMBACH	JR	1.78m 5-10	4/23/11	0.75	0.11	0.86
HJ	44	Gianna FERNANDEZ	JR	1.77m 5-9¾	5/6/11	0.15	0.00	0.15
HT	46	Chioma AMAECHI	SO	57.65m 189-1	5/1/11	0.1	0.00	0.10
HT	47	Linda OSESO	SR	57.49m 188-7	5/6/11	0.075	0.00	0.08
Team Total								4.46

116

Northern Iowa
 Missouri Valley Conference

▼ 4

Event	Scrd As	Athlete	Yr	Scored Mark	Date	Pl. Pts.	Bonus	TOTAL
Scored bests come from PRE-SEASON DATA								
HEPT	18	Olimpia NOWAK	SR	5,382	4/6/11	4	0.42	4.42
Team Total								4.42

117

Murray State
 Ohio Valley Conference

▲ 24

Event	Scrd As	Athlete	Yr	Scored Mark	Date	Pl. Pts.	Bonus	TOTAL
Scored bests come from CURRENT season								
100m	25	Alexis LOVE	JR	11.42w	3/15/12	0.95	0.24	1.19
200m	23	Alexis LOVE	JR	23.18	3/31/12	1.5	0.41	1.91
Team Total								3.11

118

Eastern Kentucky
 Ohio Valley Conference

▲ 8

Event	Scrd As	Athlete	Yr	Scored Mark	Date	Pl. Pts.	Bonus	TOTAL
Scored bests come from CURRENT season								
800m	25	Picoty LEITCH	SO	2:06.04	3/30/12	0.95	0.28	1.23
Scored bests come from PRE-SEASON DATA								
5000m	23	Lydia KOSGEI	SR	16:07.14	4/28/11	1.5	0.35	1.85
Team Total								3.08

119

South Dakota State
 The Summit League

▲ 31

Event	Scrd As	Athlete	Yr	Scored Mark	Date	Pl. Pts.	Bonus	TOTAL
Scored bests come from CURRENT season								
HT	21	Brooke GARNER	JR	60.28m 197-9	3/30/12	2.5	0.21	2.71
Scored bests come from PRE-SEASON DATA								
HJ	44	Mary WIRTH	SO	1.77m 5-9¾	5/6/11	0.15	0.00	0.15
DISC	47	Brooke GARNER	JR	50.64m 166-1	5/12/11	0.075	0.00	0.08
Team Total								2.93

120

Miami (Ohio)
 Mid-American Conference

▼ 18

Event	Scrd As	Athlete	Yr	Scored Mark	Date	Pl. Pts.	Bonus	TOTAL
Scored bests come from PRE-SEASON DATA								
JAV	21	Victoria PATERRA	SO	49.91m 163-9	3/25/11	2.5	0.43	2.93
Team Total								2.93

121

Drake
 Missouri Valley Conference

▼ 4

Event	Scrd As	Athlete	Yr	Scored Mark	Date	Pl. Pts.	Bonus	TOTAL
Scored bests come from PRE-SEASON DATA								
H400	21	Ari CURTIS	SR	57.89	6/9/10	2.5	0.42	2.92
Team Total								2.92

"Scrd As", short for "Scored As", Standing used for place points portion of performance's score combining preseason data (when applied) to current season data

Numbers in BLACK are both the performance's actual NCAA rank AND "scored as" rank Numbers in RED indicate actual NCAA rank does not exist or is worse than "scored as" rank Numbers in BLUE indicate actual NCAA rank is better than "scored as" rank

USTFCCCA Non-Member

Non-Member Schools Will NOT be ranked, beginning Week 2



2012 Outdoor Track & Field, Week #1

Only those who score >0.01 pts are shown
D denotes multiple-event rule in affect

WOMEN

122



Providence

BIG EAST Conference

▲29

Event	Scrd As	Athlete	Yr	Scored Mark	Date	Pl. Pts.	Bonus	TOTAL
Scored bests come from CURRENT season								
5000m	34	Charlotte FFRENCHO'CARROLL	JR	16:11.23	3/30/12	0.5	0.20	0.70
Steeple	27	Shelby GREANY	SO	10:18.70	3/30/12	0.85	0.29	1.14
Scored bests come from PRE-SEASON DATA								
Steeple	32	Hannah DAVIDSON	SR	10:21.52	4/28/11	0.6	0.15	0.75
Team Total								2.58

123



Princeton

Ivy League

▼4

Event	Scrd As	Athlete	Yr	Scored Mark	Date	Pl. Pts.	Bonus	TOTAL
Scored bests come from PRE-SEASON DATA								
▶ 800m	26	Greta FELDMAN	JR	2:06.05	5/13/11	0.9	0.27	1.17
▶ 1500m	41	Alexis MIKAELIAN	JR	4:20.79	5/7/11	0.225	0.05	0.27
▶ 1500m	46	Greta FELDMAN	JR	4:21.29	5/7/11	0.1	0.00	0.10
▶ 5000m	40	Alex BANFICH	SR	16:14.75	4/14/11	0.25	0.08	0.33
▶ PV	42	Tory WORTHEN	JR	4.01m	13-1½ 4/23/11	0.2	0.00	0.20
Team Total								2.07

124



Norfolk State

Mid-Eastern Athletic Conference

▼4

Event	Scrd As	Athlete	Yr	Scored Mark	Date	Pl. Pts.	Bonus	TOTAL
Scored bests come from PRE-SEASON DATA								
▶ 100m	28	Shanneka CLAIBORNE	SR	11.43w	5/5/11	0.8	0.21	1.01
▶ 400m	47	Champagne BELL	SO	53.86	5/5/11	0.075	0.00	0.08
▶ 4x100	36			44.96	5/15/11	0.4	0.04	0.44
▶ LJ	34	Champagne BELL	SO	6.17m	20-3 5/5/11	0.5	0.00	0.50
Team Total								2.03

125



Arkansas State

Sun Belt Conference

▼11

Event	Scrd As	Athlete	Yr	Scored Mark	Date	Pl. Pts.	Bonus	TOTAL
Scored bests come from PRE-SEASON DATA								
▶ 400m	38	Charmisha MORROW	JR	53.67	5/13/11	0.3	0.07	0.37
▶ H100	31	Sharika NELVIS	SO	13.45	5/13/11	0.65	0.00	0.65
▶ PV	26	Stephanie FOREMAN	SR	4.12m	13-6 1/2 4/23/11	0.9	0.07	0.97
Team Total								1.98

126



Florida International

Sun Belt Conference

▲10

Event	Scrd As	Athlete	Yr	Scored Mark	Date	Pl. Pts.	Bonus	TOTAL	
Scored bests come from CURRENT season									
► 4x100	23	McElveen, Kelley, Mills, Dumoy		44.56	3/23/12	1.5	0.31	1.81	
Scored bests come from PRE-SEASON DATA									
► LJ	46	Marissa MCELVEEN	JR	6.14m	20-1½	3/25/11	0.1	0.00	0.10
Team Total								1.91	

127



Long Island

Northeast Conference

▼2

Event	Scrd As	Athlete	Yr	Scored Mark	Date	Pl. Pts.	Bonus	TOTAL
Scored bests come from PRE-SEASON DATA								
H100	23	Jessie GAINES	SR	13.30	5/28/11	1.5	0.31	1.81
4x100	50			45.38	5/13/11	0.01	0.00	0.01
Team Total								1.82

128



North Carolina A&T

Mid-Eastern Athletic Conference

▼7

Event	Scrd As	Athlete	Yr	Scored Mark	Date	Pl. Pts.	Bonus	TOTAL
Scored bests come from PRE-SEASON DATA								
▶ 100m	45	Krystin LAWSON	SR	11.52	5/5/11	0.125	0.00	0.13
▶ H100	43	Dotrine JACOBS	SO	13.56	5/15/11	0.175	0.00	0.17
▶ H400	31	Jenea MCCAMMON	JR	58.73	5/5/11	0.65	0.00	0.65
▶ 4x100	42			45.13	5/28/11	0.2	0.00	0.20
▶ LJ	34	Shakia FORBES	SR	6.17mw	20-3 5/5/11	0.5	0.00	0.50
Team Total								1.65

"Scrd As", short for "Scored As", Standing used for place points portion of performance's score combining preseason data (when applied) to current season data

Numbers in BLACK are both the performance's actual NCAA rank AND "scored as" rank Numbers in RED indicate actual NCAA rank does not exist or is worse than "scored as" rank Numbers in BLUE indicate actual NCAA rank is better than "scored as" rank

USTFCCCA Non-Member

Non-Member Schools Will NOT be ranked, beginning Week 2



2012 Outdoor Track & Field, Week #1

Only those who score >0.01 pts are shown
D denotes multiple-event rule in affect

WOMEN

129



Georgia State

Colonial Athletic Association

▼ 5

Event	Scrd As	Athlete	Yr	Scored Mark	Date	Pl. Pts.	Bonus	TOTAL
Scored bests come from PRE-SEASON DATA								
H100	37	Tamara MOORE	SO	13.50	5/14/11	0.35	0.00	0.35
H400	37	Danielle HILL	JR	58.90	5/6/11	0.35	0.00	0.35
TJ	30	Angelia NUGENT	SR	12.77m	41-10%	0.7	0.10	0.80
Team Total								1.50

130



Cornell

Ivy League

▼ 1

Event	Scrd As	Athlete	Yr	Scored Mark	Date	Pl. Pts.	Bonus	TOTAL
Scored bests come from CURRENT season								
Steeple	45	Genna HARTUNG	JR	10:27.96	3/23/12	0.125	0.00	0.13
Scored bests come from PRE-SEASON DATA								
10k	33	Katie KELLNER	JR	34:08.66	5/28/11	0.55	0.09	0.64
10k	38	Kelsey KARYS	JR	34:19.99	5/7/11	0.3	0.00	0.30
H400	39	Molly GLANTZ	SR	58.96	4/9/11	0.275	0.00	0.28
JAV	44	Victoria IMBESI	JR	46.80m	153-6	0.15	0.00	0.15
Team Total								1.49

131



Western Michigan

Mid-American Conference

▼ 8

Event	Scrd As	Athlete	Yr	Scored Mark	Date	Pl. Pts.	Bonus	TOTAL
Scored bests come from PRE-SEASON DATA								
10k	47	Samantha TOMERLIN	SR	34:39.70	5/28/11	0.075	0.00	0.08
H400	25	Iris CAMPBELL	JR	58.18	5/28/11	0.95	0.26	1.21
4x400	50			3:39.92	4/14/11	0.01	0.00	0.01
Team Total								1.29

132



Loyola Marymount

West Coast Conference

▲ 3

Event	Scrd As	Athlete	Yr	Scored Mark	Date	Pl. Pts.	Bonus	TOTAL
Scored bests come from PRE-SEASON DATA								
10k	26	Sheree SHEA	JR	33:53.54	5/28/11	0.9	0.38	1.28
Team Total								1.28

133



Southeast Missouri

Ohio Valley Conference

▼ 2

Event	Scrd As	Athlete	Yr	Scored Mark	Date	Pl. Pts.	Bonus	TOTAL
Scored bests come from PRE-SEASON DATA								
400m	27	Jerika LEWIS	JR	53.40	5/6/11	0.85	0.24	1.09
TJ	45	Shemeika BREWER	JR	12.65m	41-6	0.125	0.00	0.13
Team Total								1.21

134



Vermont

America East Conference

▼ 4

Event	Scrd As	Athlete	Yr	Scored Mark	Date	Pl. Pts.	Bonus	TOTAL
Scored bests come from PRE-SEASON DATA								
10k	31	Morgan POWERS	SR	34:02.56	5/28/11	0.65	0.20	0.85
JAV	37	Nika OUELLETTE	SO	47.47m	155-9	0.35	0.00	0.35
Team Total								1.20

135



UC Riverside

Big West Conference

▼ 17

Event	Scrd As	Athlete	Yr	Scored Mark	Date	Pl. Pts.	Bonus	TOTAL	
Scored bests come from CURRENT season									
► JAV	24	Ashley GATEWOOD	SR	49.22m	161-5	3/31/12	1	0.18	1.18
Team Total								1.18	

136



Colorado State

Mountain West Conference

▲ 9

Event	Scrd As	Athlete	Yr	Scored Mark	Date	Pl. Pts.	Bonus	TOTAL	
Scored bests come from CURRENT season									
► DISC	24	Jessica SHARBONO	SO	52.78m	173-2	3/31/12	1	0.17	1.17
Team Total								1.17	

"Scrd As", short for "Scored As", Standing used for place points portion of performance's score combining preseason data (when applied) to current season data

Numbers in BLACK are both the performance's actual NCAA rank AND "scored as" rank Numbers in RED indicate actual NCAA rank does not exist or is worse than "scored as" rank Numbers in BLUE indicate actual NCAA rank is better than "scored as" rank

USTFCCCA Non-Member

Non-Member Schools Will NOT be ranked, beginning Week 2



2012 Outdoor Track & Field, Week #1

Only those who score >0.01 pts are shown
D denotes multiple-event rule in affect

WOMEN

137



Fresno State

Western Athletic Conference

▲ 9

Event	Scrd As	Athlete	Yr	Scored Mark	Date	Pl. Pts.	Bonus	TOTAL
Scored bests come from CURRENT season								
▶ SP	36	Meagan MCKEE	SO	15.74m	51-7%	3/24/12	0.4	0.00 0.40
▶ HT	42	Meagan MCKEE	SO	58.13m	190-8	3/31/12	0.2	0.00 0.20
Scored bests come from PRE-SEASON DATA								
▶ HT	34	J'Quyra MONCUR-BLUE	JR	58.75m	192-9	4/14/11	0.5	0.00 0.50
Team Total								1.10

138



Jacksonville

Atlantic Sun Conference

▼ 6

Event	Scrd As	Athlete	Yr	Scored Mark	Date	Pl. Pts.	Bonus	TOTAL
Scored bests come from PRE-SEASON DATA								
▶ 800m	49	Joane PIERRE	JR	2:07.26	5/5/11	0.025	0.00	0.03
▶ H100	30	Stacey YOUNG	SR	13.43w	5/13/11	0.7	0.01	0.71
▶ 4x400	39			3:38.24	5/28/11	0.275	0.00	0.28
Team Total								1.01

139



Jackson State

Southwestern Athletic Conference

▲ 9

Event	Scrd As	Athlete	Yr	Scored Mark	Date	Pl. Pts.	Bonus	TOTAL
Scored bests come from PRE-SEASON DATA								
▶ 400m	28	Raina SANDERS	SR	53.46	5/28/11	0.8	0.20	1.00
Team Total								1.00

140



Penn

Ivy League

▼ 1

Event	Scrd As	Athlete	Yr	Scored Mark	Date	Pl. Pts.	Bonus	TOTAL
Scored bests come from PRE-SEASON DATA								
▶ 800m	40	Victoria STRICKLAND	SR	2:06.88	5/28/11	0.25	0.06	0.31
▶ 5000m	35	Leslie KOVACH	JR	16:11.59	4/28/11	0.45	0.19	0.64
Team Total								0.95

141



Long Beach State

Big West Conference

▼ 19

Event	Scrd As	Athlete	Yr	Scored Mark	Date	Pl. Pts.	Bonus	TOTAL
Scored bests come from PRE-SEASON DATA								
▶ HJ	29	Katrina GRAVES-JOHNSON	SR	1.78m	5-10	5/13/11	0.75	0.11 0.86
▶ HEPT	48	Phylicia JOHNSON	SR	5,116	5/6/11	0.05	0.00	0.05
Team Total								0.91

142



Cal State Northridge

Big West Conference

▼ 5

Event	Scrd As	Athlete	Yr	Scored Mark	Date	Pl. Pts.	Bonus	TOTAL
Scored bests come from PRE-SEASON DATA								
▶ 4x400	32			3:37.57	4/14/11	0.6	0.09	0.69
▶ PV	42	Tiana WEBBERLEY	JR	4.01m	13-1 1/4	5/13/11	0.2	0.00 0.20
Team Total								0.89

143



Coastal Carolina

Big South Conference

▲ 6

Event	Scrd As	Athlete	Yr	Scored Mark	Date	Pl. Pts.	Bonus	TOTAL
Scored bests come from PRE-SEASON DATA								
▶ 4x100	29			44.83	5/13/11	0.75	0.13	0.88
Team Total								0.88

144



UC Irvine

Big West Conference

▲ 11

Event	Scrd As	Athlete	Yr	Scored Mark	Date	Pl. Pts.	Bonus	TOTAL
Scored bests come from CURRENT season								
▶ H400	39	Amber MIDDLETON	SR	58.96	3/31/12	0.275	0.00	0.28
Scored bests come from PRE-SEASON DATA								
▶ H400	32	Ericka NOWELL	JR	58.82	5/13/11	0.6	0.00	0.60
Team Total								0.88

"Scrd As", short for "Scored As", Standing used for place points portion of performance's score combining preseason data (when applied) to current season data

Numbers in BLACK are both the performance's actual NCAA rank AND "scored as" rank Numbers in RED indicate actual NCAA rank does not exist or is worse than "scored as" rank Numbers in BLUE indicate actual NCAA rank is better than "scored as" rank

USTFCCCA Non-Member

Non-Member Schools Will NOT be ranked, beginning Week 2



2012 Outdoor Track & Field, Week #1

Only those who score >0.01 pts are shown
D denotes multiple-event rule in affect

WOMEN

145

Ball State

Mid-American Conference

▼17

Event	Scrd As	Athlete	Yr	Scored Mark	Date	Pl. Pts.	Bonus	TOTAL
Scored bests come from CURRENT season								
HJ	29	Rebecca LOMAX	SO	1.78m	5-10	3/24/12	0.75	0.11 0.86
Team Total								0.86

145

Vanderbilt

Southeastern Conference

▲52

Event	Scrd As	Athlete	Yr	Scored Mark	Date	Pl. Pts.	Bonus	TOTAL
Scored bests come from CURRENT season								
HJ	29	Brienne WILLIAMS	SO	1.78m	5-10	3/30/12	0.75	0.11 0.86
Team Total								0.86

147

UAB

Conference USA

unch

Event	Scrd As	Athlete	Yr	Scored Mark	Date	Pl. Pts.	Bonus	TOTAL
Scored bests come from PRE-SEASON DATA								
5000m	39	Rhiannon JOHNS	SR	16:13.32	4/14/11	0.275	0.13	0.40
10k	36	Rhiannon JOHNS	SR	34:14.04	3/25/11	0.4	0.00	0.40
Team Total								0.80

148

UMKC

The Summit League

▼6

Event	Scrd As	Athlete	Yr	Scored Mark	Date	Pl. Pts.	Bonus	TOTAL
Scored bests come from CURRENT season								
JAV	28	Kimoya HARIOTT	JR	48.43m	158-10	3/17/12	0.8	0.00 0.80
Team Total								0.80

149

Maine

America East Conference

▼5

Event	Scrd As	Athlete	Yr	Scored Mark	Date	Pl. Pts.	Bonus	TOTAL
Scored bests come from CURRENT season								
5000m	47	Corey CONNER	JR	16:16.87	3/31/12	0.075	0.00	0.08
Scored bests come from PRE-SEASON DATA								
H100	32	Jesse LABRECK	SR	13.46w	4/23/11	0.6	0.00	0.60
LJ	46	Jesse LABRECK	SR	6.14mw	20-1%	4/23/11	0.1	0.00 0.10
Team Total								0.78

150

Savannah State

Mid-Eastern Athletic Conference

▲3

Event	Scrd As	Athlete	Yr	Scored Mark	Date	Pl. Pts.	Bonus	TOTAL
Scored bests come from CURRENT season								
400m	32	Amara JONES	SR	53.52	3/15/12	0.6	0.16	0.76
Team Total								0.76

151

Montana State

Big Sky Conference

▼8

Event	Scrd As	Athlete	Yr	Scored Mark	Date	Pl. Pts.	Bonus	TOTAL
Scored bests come from PRE-SEASON DATA								
HT	29	Amanda MURPHY	SR	59.47m	195-1	4/14/11	0.75	0.00 0.75
Team Total								0.75

152

Jacksonville State

Ohio Valley Conference

▼12

Event	Scrd As	Athlete	Yr	Scored Mark	Date	Pl. Pts.	Bonus	TOTAL
Scored bests come from PRE-SEASON DATA								
100m	45	Laveeta OLIVER	JR	11.52	4/9/11	0.125	0.00	0.13
4x100	40			45.10	5/13/11	0.25	0.00	0.25
4x400	38			3:38.15	5/13/11	0.3	0.01	0.31
Team Total								0.68

"Scrd As", short for "Scored As", Standing used for place points portion of performance's score combining preseason data (when applied) to current season data

Numbers in BLACK are both the performance's actual NCAA rank AND "scored as" rank Numbers in RED indicate actual NCAA rank does not exist or is worse than "scored as" rank Numbers in BLUE indicate actual NCAA rank is better than "scored as" rank

USTFCCCA Non-Member

Non-Member Schools Will NOT be ranked, beginning Week 2



2012 Outdoor Track & Field, Week #1

Only those who score >0.01 pts are shown
D denotes multiple-event rule in affect

WOMEN

153



Missouri State

Missouri Valley Conference

▲ 11

Event	Scrd As	Athlete	Yr	Scored Mark	Date	Pl. Pts.	Bonus	TOTAL
Scored bests come from CURRENT season								
▶ 400m	36	Althia MAXIMILIEN	FR	53.63	3/30/12	0.4	0.09	0.49
Scored bests come from PRE-SEASON DATA								
▶ TJ	45	Kimsue GRANT	JR	12.65m	4/8/11	0.125	0.00	0.13
Team Total								0.62

154



Coppin State

Mid-Eastern Athletic Conference

▼ 55

Event	Scrd As	Athlete	Yr	Scored Mark	Date	Pl. Pts.	Bonus	TOTAL
Scored bests come from PRE-SEASON DATA								
▶ TJ	34	Christina EPPS	JR	12.74m	5/13/11	0.5	0.04	0.54
Team Total								0.54

155



High Point

Big South Conference

▲ 17

Event	Scrd As	Athlete	Yr	Scored Mark	Date	Pl. Pts.	Bonus	TOTAL
Scored bests come from CURRENT season								
▶ H400	35	Manika GAMBLE	SR	58.85	3/24/12	0.45	0.00	0.45
Team Total								0.45

156



North Texas

Sun Belt Conference

▲ 2

Event	Scrd As	Athlete	Yr	Scored Mark	Date	Pl. Pts.	Bonus	TOTAL
Scored bests come from PRE-SEASON DATA								
▶ 4x100	36			44.96	4/2/11	0.4	0.04	0.44
Team Total								0.44

157



Sacred Heart

Northeast Conference

▲ 2

Event	Scrd As	Athlete	Yr	Scored Mark	Date	Pl. Pts.	Bonus	TOTAL
Scored bests come from PRE-SEASON DATA								
▶ HT	39	Athalia SMITH	SR	58.31m	5/7/11	0.275	0.00	0.28
Team Total								0.28

158



Florida Atlantic

Sun Belt Conference

▼ 4

Event	Scrd As	Athlete	Yr	Scored Mark	Date	Pl. Pts.	Bonus	TOTAL
Scored bests come from PRE-SEASON DATA								
▶ H400	49	Danielle AROMASHODU	SO	59.15	4/28/11	0.025	0.00	0.03
▶ TJ	40	Ashani ROBERTS	SR	12.70m	5/13/11	0.25	0.00	0.25
Team Total								0.28

159



Texas State

Southland Conference

▼ 3

Event	Scrd As	Athlete	Yr	Scored Mark	Date	Pl. Pts.	Bonus	TOTAL
Scored bests come from CURRENT season								
▶ 4x400	49	Canty, White, Trinkaus, Miller		3:39.86	3/28/12	0.025	0.00	0.03
Scored bests come from PRE-SEASON DATA								
▶ PV	40	Elena HORN	SR	4.05m	5/13/11	0.25	0.00	0.25
Team Total								0.28

160



Charlotte

Atlantic 10 Conference

▲ 2

Event	Scrd As	Athlete	Yr	Scored Mark	Date	Pl. Pts.	Bonus	TOTAL
Scored bests come from CURRENT season								
▶ H400	46	LeAnna MORRISON	FR	59.06	3/15/12	0.1	0.00	0.10
Scored bests come from PRE-SEASON DATA								
▶ 10k	44	Amanda GOETSCHUIS	SR	34:34.32	5/28/11	0.15	0.00	0.15
Team Total								0.25

161



Hampton

Mid-Eastern Athletic Conference

▲ 5

Event	Scrd As	Athlete	Yr	Scored Mark	Date	Pl. Pts.	Bonus	TOTAL
Scored bests come from PRE-SEASON DATA								
▶ 4x400	40			3:38.38	5/28/11	0.25	0.00	0.25
Team Total								0.25

"Scrd As", short for "Scored As", Standing used for place points portion of performance's score combining preseason data (when applied) to current season data

Numbers in BLACK are both the performance's actual NCAA rank AND "scored as" rank Numbers in RED indicate actual NCAA rank does not exist or is worse than "scored as" rank Numbers in BLUE indicate actual NCAA rank is better than "scored as" rank

USTFCCCA Non-Member


Non-Member Schools Will NOT be ranked, beginning Week 2




2012 Outdoor Track & Field, Week #1

Only those who score >0.01 pts are shown
D denotes multiple-event rule in affect


WOMEN

161  **VMI**
Big South Conference


Event	Scrd As	Athlete	Yr	Scored Mark	Date	Pl. Pts.	Bonus	TOTAL
Scored bests come from CURRENT season								
PV	40	Jennifer SING	SR	4.05m	3/23/12	0.25	0.00	0.25
Team Total								0.25

163  **Charleston Southern**
Big South Conference


Event	Scrd As	Athlete	Yr	Scored Mark	Date	Pl. Pts.	Bonus	TOTAL
Scored bests come from CURRENT season								
100m	42	Gabrielle HOUSTON	SR	11.51	3/23/12	0.2	0.00	0.20
Team Total								0.20

163  **Harvard**
Ivy League


Event	Scrd As	Athlete	Yr	Scored Mark	Date	Pl. Pts.	Bonus	TOTAL
Scored bests come from PRE-SEASON DATA								
JAV	42	Hannah MAYER	SO	46.88m	3/16/11	0.2	0.00	0.20
Team Total								0.20

165  **Eastern Michigan**
Mid-American Conference


Event	Scrd As	Athlete	Yr	Scored Mark	Date	Pl. Pts.	Bonus	TOTAL
Scored bests come from PRE-SEASON DATA								
4x400	42			3:38.85	5/28/11	0.2	0.00	0.20
Team Total								0.20

166  **Troy**
Sun Belt Conference


Event	Scrd As	Athlete	Yr	Scored Mark	Date	Pl. Pts.	Bonus	TOTAL
Scored bests come from CURRENT season								
JAV	43	Elizabeth CLOUGH	SO	46.87m	3/15/12	0.175	0.00	0.17
Team Total								0.17

167  **Tulsa**
Conference USA


Event	Scrd As	Athlete	Yr	Scored Mark	Date	Pl. Pts.	Bonus	TOTAL
Scored bests come from PRE-SEASON DATA								
4x400	44			3:39.33	4/27/11	0.15	0.00	0.15
Team Total								0.15

168  **VCU**
Colonial Athletic Association


Event	Scrd As	Athlete	Yr	Scored Mark	Date	Pl. Pts.	Bonus	TOTAL
Scored bests come from PRE-SEASON DATA								
100m	49	Dionna HAYES	JR	11.53w	4/22/11	0.025	0.00	0.03
4x100	46			45.27	5/6/11	0.1	0.00	0.10
Team Total								0.13

169  **Iona**
Metro Atlantic Athletic Conference

Event	Scrd As	Athlete	Yr	Scored Mark	Date	Pl. Pts.	Bonus	TOTAL
Scored bests come from PRE-SEASON DATA								
1500m	45	Heidi GREGSON	SR	4:21.26	4/28/11	0.125	0.00	0.13
Team Total								0.13

169  **McNeese State**
Southland Conference

Event	Scrd As	Athlete	Yr	Scored Mark	Date	Pl. Pts.	Bonus	TOTAL	
Scored bests come from CURRENT season									
DISC	45	Ashlee SMITH	JR	50.68m	166-3	3/28/12	0.125	0.00	0.13
Team Total								0.13	

169  **Rice**
Conference USA

Event	Scrd As	Athlete	Yr	Scored Mark	Date	Pl. Pts.	Bonus	TOTAL	
Scored bests come from CURRENT season									
SP	45	Claire UKE	FR	15.46m	50-8%	3/16/12	0.125	0.00	0.13
Team Total								0.13	

"Scrd As", short for "Scored As", Standing used for place points portion of performance's score combining preseason data (when applied) to current season data

Numbers in BLACK are both the performance's actual NCAA rank AND "scored as" rank Numbers in RED indicate actual NCAA rank does not exist or is worse than "scored as" rank Numbers in BLUE indicate actual NCAA rank is better than "scored as" rank

USTFCCCA Non-Member

Non-Member Schools Will NOT be ranked, beginning Week 2



2012 Outdoor Track & Field, Week #1

Only those who score >0.01 pts are shown
D denotes multiple-event rule in affect

WOMEN

169



Texas A&M-Corpus Chr ▲ 8

Southland Conference

Event	Scrd As	Athlete	Yr	Scored Mark	Date	Pl. Pts.	Bonus	TOTAL
-------	---------	---------	----	-------------	------	----------	-------	-------

Scored bests come from CURRENT season

▶ TJ	45	Ernestine CRAY	SO	12.65mw	41-6	3/28/12	0.125	0.00	0.13
------	----	----------------	----	---------	------	---------	-------	------	------

Team Total 0.13

173



Dayton ▼ 6

Atlantic 10 Conference

Event	Scrd As	Athlete	Yr	Scored Mark	Date	Pl. Pts.	Bonus	TOTAL
-------	---------	---------	----	-------------	------	----------	-------	-------

Scored bests come from PRE-SEASON DATA

▶ PV	46	Courtney SIEBENALLER	SR	4.00m	13-1½	4/29/11	0.1	0.00	0.10
------	----	----------------------	----	-------	-------	---------	-----	------	------

Team Total 0.10

173



Marshall ▼ 13

Conference USA

Event	Scrd As	Athlete	Yr	Scored Mark	Date	Pl. Pts.	Bonus	TOTAL
-------	---------	---------	----	-------------	------	----------	-------	-------

Scored bests come from PRE-SEASON DATA

▶ HEPT	46	Elaine DERRICOTT	SO	5,139		5/12/11	0.1	0.00	0.10
--------	----	------------------	----	-------	--	---------	-----	------	------

Team Total 0.10

175



Stephen F. Austin ▲ 8

Southland Conference

Event	Scrd As	Athlete	Yr	Scored Mark	Date	Pl. Pts.	Bonus	TOTAL
-------	---------	---------	----	-------------	------	----------	-------	-------

Scored bests come from CURRENT season

▶ 4x400	46	McCutcheon, Jefferson, Watts, Dickerson		3:39.62		3/22/12	0.1	0.00	0.10
---------	----	---	--	---------	--	---------	-----	------	------

Team Total 0.10

176



New Mexico State ▼ 3

Western Athletic Conference

Event	Scrd As	Athlete	Yr	Scored Mark	Date	Pl. Pts.	Bonus	TOTAL
-------	---------	---------	----	-------------	------	----------	-------	-------

Scored bests come from PRE-SEASON DATA

▶ 10k	48	Camille SCHULTZ	SR	34:42.06		4/14/11	0.05	0.00	0.05
-------	----	-----------------	----	----------	--	---------	------	------	------

▶ 10k	49	Courtney SCHULTZ	SR	34:42.21		4/14/11	0.025	0.00	0.03
-------	----	------------------	----	----------	--	---------	-------	------	------

Team Total 0.08

177



Brown ▼ 9

Ivy League


Event	Scrd As	Athlete	Yr	Scored Mark	Date	Pl. Pts.	Bonus	TOTAL
-------	---------	---------	----	-------------	------	----------	-------	-------

Scored bests come from PRE-SEASON DATA

▶ HT	48	Lacey CRAKER	JR	57.45m	188-6	5/28/11	0.05	0.00	0.05
------	----	--------------	----	--------	-------	---------	------	------	------

Team Total 0.05

177



Delaware ▲ 8

Colonial Athletic Association

Event	Scrd As	Athlete	Yr	Scored Mark	Date	Pl. Pts.	Bonus	TOTAL
-------	---------	---------	----	-------------	------	----------	-------	-------

Scored bests come from PRE-SEASON DATA

▶ 400m	48	Victoria CARUSO	JR	53.87		5/6/11	0.05	0.00	0.05
--------	----	-----------------	----	-------	--	--------	------	------	------

Team Total 0.05

177



Monmouth ▼ 16

Northeast Conference

Event	Scrd As	Athlete	Yr	Scored Mark	Date	Pl. Pts.	Bonus	TOTAL
-------	---------	---------	----	-------------	------	----------	-------	-------

Scored bests come from PRE-SEASON DATA

▶ HJ	49	Lindsey WALSH	SR	1.76m	5-9¼	5/13/11	0.025	0.00	0.03
------	----	---------------	----	-------	------	---------	-------	------	------

▶ HT	49	Symonne FISHER	SR	57.30m	188-0	5/7/11	0.025	0.00	0.03
------	----	----------------	----	--------	-------	--------	-------	------	------

Team Total 0.05

180



Alabama State ▼ 1

Southwestern Athletic Conference

Event	Scrd As	Athlete	Yr	Scored Mark	Date	Pl. Pts.	Bonus	TOTAL
-------	---------	---------	----	-------------	------	----------	-------	-------

Scored bests come from PRE-SEASON DATA

▶ 100m	49	Tia ROLLE	JR	11.53w		4/29/11	0.025	0.00	0.03
--------	----	-----------	----	--------	--	---------	-------	------	------

Team Total 0.03

180



Florida A&M ▼ 1

Mid-Eastern Athletic Conference

Event	Scrd As	Athlete	Yr	Scored Mark	Date	Pl. Pts.	Bonus	TOTAL
-------	---------	---------	----	-------------	------	----------	-------	-------

Scored bests come from PRE-SEASON DATA

▶ 100m	49	Nakia LINSON	SO	11.53w		4/23/11	0.025	0.00	0.03
--------	----	--------------	----	--------	--	---------	-------	------	------

Team Total 0.03

"Scrd As", short for "Scored As", Standing used for place points portion of performance's score combining preseason data (when applied) to current season data

Numbers in BLACK are both the performance's actual NCAA rank AND "scored as" rank Numbers in RED indicate actual NCAA rank does not exist or is worse than "scored as" rank Numbers in BLUE indicate actual NCAA rank is better than "scored as" rank

USTFCCCA Non-Member

Non-Member Schools Will NOT be ranked, beginning Week 2



2012 Outdoor Track & Field, Week #1

Only those who score >0.01 pts are shown
 D denotes multiple-event rule in affect

WOMEN

180

**Manhattan**

▼ 1

Metro Atlantic Athletic Conference


Event	Scrd As	Athlete	Yr	Scored Mark	Date	Pl. Pts.	Bonus	TOTAL
-------	---------	---------	----	-------------	------	----------	-------	-------

Scored bests come from PRE-SEASON DATA

► LI	49	Malin OLSSON	SO	6.12m	20-1	4/28/11	0.025	0.00	0.03
------	----	--------------	----	-------	------	---------	-------	------	------

Team Total 0.03

180

**N.C. Central**

▼ 1

Mid-Eastern Athletic Conference

Event	Scrd As	Athlete	Yr	Scored Mark	Date	Pl. Pts.	Bonus	TOTAL
-------	---------	---------	----	-------------	------	----------	-------	-------

Scored bests come from PRE-SEASON DATA

► 100m	49	Ashley MCCOY	JR	11.53	4/15/11	0.025	0.00	0.03
--------	----	--------------	----	-------	---------	-------	------	------

Team Total 0.03

180

**Utah Valley**

▲ 23

Great West Conference

Event	Scrd As	Athlete	Yr	Scored Mark	Date	Pl. Pts.	Bonus	TOTAL
-------	---------	---------	----	-------------	------	----------	-------	-------

Scored bests come from CURRENT season

► JAV	49	McKell CAMP-NIELSON	SO	46.51m	152-7	3/30/12	0.025	0.00	0.03
-------	----	---------------------	----	--------	-------	---------	-------	------	------

Team Total 0.03

"Scrd As", short for "Scored As", Standing used for place points portion of performance's score combining preseason data (when applied) to current season data

Numbers in BLACK are both the performance's actual NCAA rank AND "scored as" rank Numbers in RED indicate actual NCAA rank does not exist or is worse than "scored as" rank Numbers in BLUE indicate actual NCAA rank is better than "scored as" rank

USTFCCCA Non-Member

Non-Member Schools Will NOT be ranked, beginning Week 2