



2012 Outdoor Track & Field, Week #2

Only those who score >0.01 pts are shown
D denotes multiple-event rule in affect

MEN

1



Florida

Southeastern Conference

unch

Event	Scrd As	Athlete	Yr	Scored Mark	Date	Pl. Pts.	Bonus	TOTAL
-------	---------	---------	----	-------------	------	----------	-------	-------

Scored bests come from CURRENT season

▶ 200m	19	Jeff DEMPS	SR	20.64w	4/6/12	3.5	0.50	4.00
▶ 200m	20	Dedric DUKES	FR	20.65w	4/6/12	3	0.47	3.47
▶ 200m	24	Leonardo SEYMORE	JR	20.71w	4/6/12	1	0.33	1.33
▶ 800m	41	Tyler CARDILLO	FR	1:48.85	4/6/12	0.225	0.15	0.37
▶ 800m	56	John MITCHELL	JR	1:49.20	4/6/12		0.05	0.05
▶ LJ	19	Marquis DENDY	FR	7.68m 25-2½	4/6/12	3.5	0.38	3.88
▶ TJ	1	Omar CRADDOCK	JR	16.71m 54-10	4/6/12	30	4.09	34.09
▶ HT	5	Jeremy POSTIN	JR	67.78m 222-4	4/6/12	22	1.92	23.92
▶ JAV	4	Stipe ZUNIC	SO	77.89m 255-6	3/28/12	24	2.83	26.83

Scored bests come from PRE-SEASON DATA

▶ 100m	1	Jeff DEMPS	SR	9.96w	4/16/11	30	3.21	33.21
▶ 400m	1	Tony MCQUAY	JR	44.87	6/11/11	30	2.40	32.40
▶ 800m	15	Sean OBINWA	JR	1:47.73	4/16/11	6	0.53	6.53
▶ H110	14	Eddie LOVETT	SO	13.64	5/28/11	7	0.80	7.80
▶ 4x100	3			38.49	6/11/11	26	2.61	28.61
▶ 4x400	9			3:04.27	5/28/11	14	1.19	15.19
▶ HJ	8	Dwight BARBIASZ	SR	2.23m 7-3¾	3/25/11	16	1.12	17.12
▶ HJ	16	Frankie HAMMOND	SR	2.20m 7-2½	4/16/11	5	0.61	5.61
▶ LJ	42	Gray HORN	SR	7.54mw 24-9	4/13/11	0.2	0.00	0.20
▶ DEC	5	Gray HORN	SR	7,914	6/11/11	22	1.94	23.94

Team Total 268.56

2



Florida State

Atlantic Coast Conference

▲ 1

Event	Scrd As	Athlete	Yr	Scored Mark	Date	Pl. Pts.	Bonus	TOTAL
-------	---------	---------	----	-------------	------	----------	-------	-------

Scored bests come from CURRENT season

▶ 100m	8	Kemar HYMAN	SR	10.14	4/6/12	16	1.19	17.19
▶ 800m	36	Darrin GIBSON	JR	1:48.75	4/6/12	0.4	0.18	0.58

Scored bests come from PRE-SEASON DATA

▶ 100m	2	Maurice MITCHELL	SR	10.00	6/11/11	28	2.76	30.76
▶ 100m	26	Horatio WILLIAMS	SR	10.25	4/2/11	0.9	0.30	1.20
▶ 200m	1	Maurice MITCHELL	SR	19.99w	6/11/11	30	3.64	33.64
▶ 200m	4	Horatio WILLIAMS	SR	20.41w	6/11/11	24	1.54	25.54
▶ 200m	59	Brandon O'CONNOR	JR	20.91	4/21/11		0.01	0.01
▶ 400m	8	Brandon O'CONNOR	JR	45.51	6/11/11	16	1.12	17.12
▶ 5000m	32	Michael FOUT	JR	13:46.19	3/25/11	0.6	0.22	0.82
▶ 5000m	34	David FORRESTER	SR	13:47.60	3/25/11	0.5	0.15	0.65
▶ 10k	4	Michael FOUT	JR	28:34.50	5/1/11	24	1.57	25.57
▶ H110	28	Tremaine GRANT	JR	13.86w	5/13/11	0.8	0.15	0.95
▶ H400	47	Tremaine GRANT	JR	51.67	5/6/11	0.075	0.00	0.08
▶ 4x100	5			38.75	6/11/11	22	1.94	23.94
▶ 4x400	30			3:07.40	5/6/11	0.7	0.25	0.95
▶ PV	44	Andrew LAHAYE	JR	5.20m 17-¾	5/28/11	0.15	0.00	0.15
▶ LJ	8	Paul MADZIVIRE	SO	7.94mw 26-¾	5/6/11	16	1.37	17.37
▶ SP	10	Michael PUTMAN	SR	18.90m 62-¾	6/11/11	12	1.01	13.01
▶ DISC	9	Michael PUTMAN	SR	57.96m 190-2	3/18/11	14	1.20	15.20
▶ DEC	6	Gonzalo BARROILHET	SR	7,907	6/12/08	20	1.89	21.89

Team Total 246.63

"Scrd As", short for "Scored As", Standing used for place points portion of performance's score combining preseason data (when applied) to current season data

Numbers in BLACK are both the performance's actual NCAA rank AND "scored as" rank Numbers in RED indicate actual NCAA rank does not exist or is worse than "scored as" rank Numbers in BLUE indicate actual NCAA rank is better than "scored as" rank

USTFCCCA Non-Member

Non-Member Schools Will NOT be ranked, beginning Week 2



2012 Outdoor Track & Field, Week #2

Only those who score >0.01 pts are shown
D denotes multiple-event rule in affect

MEN

3



LSU

Southeastern Conference

▼ 1

Event	Scrd As	Athlete	Yr	Scored Mark	Date	Pl.	Pts.	Bonus	TOTAL
Scored bests come from CURRENT season									
▶ 100m	9	Aaron ERNEST	FR	10.15w	3/28/12		14	1.08	15.08
▶ 100m	29	Keyth TALLEY	SR	10.28w	3/23/12		0.75	0.19	0.94
▶ 100m	42	Barrett NUGENT	SR	10.36w	3/23/12		0.2	0.00	0.20
▶ 200m	36	Aaron ERNEST	FR	20.79w	4/7/12		0.4	0.20	0.60
▶ 800m	27	Howard SHEPARD	JR	1:48.47	4/7/12		0.85	0.26	1.11
▶ PV	23	Thomas REINECKE	JR	5.30m	3/28/12		1.5	0.29	1.79
▶ TJ	4	Kyron BLAISE	SR	16.32mw	53-6½	3/28/12	24	2.10	26.10
▶ DISC	8	Rodney BROWN	FR	58.12m	190-8	3/15/12	16	1.32	17.32
Scored bests come from PRE-SEASON DATA									
▶ 100m	25	Rynell PARSON	SO	10.24w	4/6/11		0.95	0.35	1.30
▶ 200m	11	Riker HYLTON	SR	20.53w	4/23/11		10	0.95	10.95
▶ 400m	13	Caleb WILLIAMS	JR	45.61	4/2/11		8	0.98	8.98
▶ 400m	17	Riker HYLTON	SR	45.83	6/11/11	D	4.5	0.69	2.69
▶ 400m	41	Ade ALLEYNE-FORTE	SR	46.53	4/23/11		0.225	0.15	0.37
▶ H110	1	Barrett NUGENT	SR	13.19w	4/6/11		30	4.03	34.03
▶ 4x100	6			38.77	4/28/11		20	1.89	21.89
▶ 4x400	2			3:01.07	6/11/11		28	2.88	30.88
▶ LJ	1	Damar FORBES	JR	8.23m	27-0	6/11/11	30	3.48	33.48
▶ LJ	35	Kyron BLAISE	SR	7.60m	24-11¼	4/2/11	0.45	0.14	0.59
▶ HT	6	Michael LAURO	SR	67.45m	221-3	6/11/11	20	1.77	21.77
▶ JAV	34	Aaron MOORE	SR	69.67m	228-7	4/28/11	0.5	0.00	0.50
Team Total									230.58

4



Texas A&M

Big 12 Conference

▲ 2

Event	Scrd As	Athlete	Yr	Scored Mark	Date	Pl.	Pts.	Bonus	TOTAL
Scored bests come from CURRENT season									
▶ 100m	42	Michael BRYAN	SO	10.36w	3/28/12		0.2	0.00	0.20
▶ 100m	46	Ameer WEBB	JR	10.37	3/28/12		0.1	0.00	0.10
▶ 200m	6	Ameer WEBB	JR	20.46	3/23/12		20	1.29	21.29
▶ 200m	15	Prezel HARDY, JR.	SO	20.59	3/23/12		6	0.67	6.67
▶ 200m	38	Michael BRYAN	SO	20.80	3/16/12		0.3	0.19	0.49
▶ 400m	22	Deon LENDORE	FR	46.20	3/23/12		2	0.36	2.36
▶ 800m	7	Michael PREBLE	SR	1:46.43	3/23/12		18	1.32	19.32
▶ 800m	22	Oscar RAMIREZ	SR	1:48.21	3/23/12		2	0.34	2.34
▶ 800m	57	James BONN	JR	1:49.26	3/23/12			0.03	0.03
▶ 5000m	40	Henry LELEI	JR	13:50.03	3/23/12		0.25	0.04	0.29
▶ Steeple	10	Henry LELEI	JR	8:45.80	4/7/12		12	0.83	12.83
▶ DISC	14	Dalton ROWAN	FR	56.71m	186-0	3/28/12	7	0.59	7.59
▶ JAV	3	Sam HUMPHREYS	JR	78.19m	256-6	3/16/12	26	3.05	29.05
▶ JAV	47	Jon GOMEZ	SR	67.27m	220-8	3/16/12	0.075	0.00	0.08
Scored bests come from PRE-SEASON DATA									
▶ 100m	5	Prezel HARDY, JR.	SO	10.13	4/23/11		22	1.30	23.30
▶ 400m	34	Michael PREBLE	SR	46.41	4/16/11		0.5	0.22	0.72
▶ 400m	35	Joey ROBERTS	SR	46.42	4/2/11		0.45	0.22	0.67
▶ 800m	10	Joey ROBERTS	SR	1:46.89	5/28/11		12	1.04	13.04
▶ H110	8	Wayne DAVIS II	SO	13.54	6/11/11		16	1.31	17.31
▶ 4x100	2			38.38	6/11/11		28	2.90	30.90
▶ 4x400	1			3:00.45	4/6/11		30	3.25	33.25
▶ HJ	29	Cameron ALEXANDER	JR	2.15m	7-½	4/16/11	0.75	0.11	0.86
▶ HJ	29	Tyler LEE	SO	2.15m	7-½	3/25/11	0.75	0.11	0.86
▶ HT	42	Casey STRONG	SO	60.58m	198-9	4/16/11	0.2	0.00	0.20
▶ DEC	41	William MARKERT	SO	7,032	4/6/11		0.225	0.00	0.22
Team Total									223.97

"Scrd As", short for "Scored As", Standing used for place points portion of performance's score combining preseason data (when applied) to current season data

Numbers in BLACK are both the performance's actual NCAA rank AND "scored as" rank Numbers in RED indicate actual NCAA rank does not exist or is worse than "scored as" rank Numbers in BLUE indicate actual NCAA rank is better than "scored as" rank

USTFCCCA Non-Member

Non-Member Schools Will NOT be ranked, beginning Week 2



2012 Outdoor Track & Field, Week #2

Only those who score >0.01 pts are shown
D denotes multiple-event rule in affect

MEN

5



Arkansas

Southeastern Conference

▼ 1

Event	Scrd As	Athlete	Yr	Scored Mark	Date	Pl.	Pts.	Bonus	TOTAL
Scored bests come from CURRENT season									
► Steeple	18	David FLYNN	JR	8:49.24	4/6/12	4	0.51		4.51
► Steeple	25	Rick ELLIOTT	SR	8:51.03	4/6/12	0.95	0.38		1.33
► PV	1	Andrew IRWIN	FR	5.60m	18-4½	3/30/12	30	3.51	33.51
Scored bests come from PRE-SEASON DATA									
► 100m	15	Marek NIIT	JR	10.17w	5/11/11	6	0.86		6.86
► 200m	3	Marek NIIT	JR	20.38w	6/11/11	26	1.68		27.68
► 200m	14	Akheem GAUNTLETT	JR	20.58	5/6/11	7	0.71		7.71
► 400m	45	Ben SKIDMORE	SR	46.58	5/11/11	0.125	0.11		0.24
► 400m	51	Travis SOUTHARD	JR	46.67	5/6/11		0.06		0.06
► 400m	51	Marek NIIT	JR	46.67	4/22/11		0.06		0.06
► 800m	18	Anthony LIEGHIO	JR	1:48.06	7/14/11	4	0.38		4.38
► 1500m	2	Duncan PHILLIPS	SR	3:39.87	4/14/11	28	1.83		29.83
► 10k	9	Solomon HAILE	JR	28:43.35	3/26/10	14	1.12		15.12
► 10k	13	Eric FERNANDEZ	JR	28:48.44	3/25/11	8	0.86		8.86
► H110	23	Caleb CROSS	JR	13.78w	5/6/11	1.5	0.35		1.85
► 4x100	13			39.29	6/11/11	8	0.92		8.92
► 4x400	7			3:03.59	6/11/11	18	1.45		19.45
► HJ	24	Brede ELLINGSEN	JR	2.16m	7-1	4/28/11	1	0.21	1.21
► HJ	29	Raymond HIGGS	SO	2.15m	7-½	4/6/11	0.75	0.11	0.86
► HJ	29	Noah KITTELSON	SO	2.15m	7-½	5/11/11	0.75	0.11	0.86
► LJ	4	Raymond HIGGS	SO	8.15m	26-9	5/11/11	24	2.80	26.80
► DEC	9	Kevin LAZAS	SO	7,802	6/11/11	14	1.36		15.36
► DEC	31	Terry PRENTICE	SR	7,199	5/11/11	0.65	0.00		0.65
► DEC	36	Nathanael FRANKS	FR	7,112	4/23/11	0.4	0.00		0.40
► DEC	43	Austin CHEN	FR	7,025	4/23/11	0.175	0.00		0.17
Team Total									216.69

6



Texas

Big 12 Conference

▼ 1

Event	Scrd As	Athlete	Yr	Scored Mark	Date	Pl.	Pts.	Bonus	TOTAL
Scored bests come from CURRENT season									
► Steeple	48	Austin ROTH	SO	8:57.00	3/24/12	0.05	0.00		0.05
► LJ	46	Isaac MURPHY	JR	7.53m	24-8½	3/28/12	0.1	0.00	0.10
► SP	4	Jacob THORMAEHLEN	SR	19.65m	64-5½	3/24/12	24	2.77	26.77
► SP	34	Will SPENCE	FR	17.93m	58-10	3/28/12	0.5	0.00	0.50
► DISC	4	Ryan CROUSER	FR	59.58m	195-5	3/28/12	24	2.38	26.38
► DEC	2	Isaac MURPHY	JR	8,067	3/28/12	28	3.04		31.04
► DEC	8	Petter OLSON	FR	7,857	3/28/12	16	1.63		17.63
Scored bests come from PRE-SEASON DATA									
► 100m	36	Trevante RHODES	SR	10.33	3/25/11	0.4	0.01		0.41
► 200m	33	Trevante RHODES	SR	20.77w	3/25/11	0.55	0.24		0.79
► 1500m	42	Patrick MCGREGOR	JR	3:44.28	4/28/11	0.2	0.12		0.32
► H110	3	Keiron STEWART	JR	13.38w	6/11/11	26	2.50		28.50
► H400	47	Keiron STEWART	JR	51.67	4/23/11	0.075	0.00		0.08
► 4x100	11			39.23	6/11/11	10	1.02		11.02
► 4x400	25			3:06.93	4/28/11	0.95	0.34		1.29
► PV	44	Kenny GREAVES	SR	5.20m	17-¾	4/6/11	0.15	0.00	0.15
► LJ	2	Marquise GOODWIN	JR	8.17m	26-9¾	5/13/11	28	2.97	30.97
► LJ	26	Mark JACKSON	SO	7.62mw	25-0	4/23/11	0.9	0.20	1.10
► TJ	12	Mark JACKSON	SO	16.00m	52-6	3/25/11	9	0.86	9.86
► SP	5	Hayden BAILLIO	JR	19.51m	64-¾	4/28/11	22	2.34	24.34
► DEC	17	Kenny GREAVES	SR	7,583	5/13/11	4.5	0.76		5.26
Team Total									216.56

"Scrd As", short for "Scored As", Standing used for place points portion of performance's score combining preseason data (when applied) to current season data

Numbers in BLACK are both the performance's actual NCAA rank AND "scored as" rank Numbers in RED indicate actual NCAA rank does not exist or is worse than "scored as" rank Numbers in BLUE indicate actual NCAA rank is better than "scored as" rank

USTFCCCA Non-Member

Non-Member Schools Will NOT be ranked, beginning Week 2



2012 Outdoor Track & Field, Week #2

Only those who score >0.01 pts are shown
D denotes multiple-event rule in affect

MEN

7



Arizona State

Pacific-12 Conference

▲ 3

Event	Scrd As	Athlete	Yr	Scored Mark	Date	Pl.	Pts.	Bonus	TOTAL
Scored bests come from CURRENT season									
▶ 100m	38	Daniel AUBERRY	SR	10.34	3/23/12		0.3	0.00	0.30
▶ 200m	47	Ryan MILUS	SO	20.86	3/23/12		0.075	0.09	0.17
▶ 400m	50	Chris BURROWS	JR	46.66	3/16/12		0.01	0.06	0.07
▶ 800m	13	Mason MCHENRY	SR	1:47.60	3/23/12		8	0.61	8.61
▶ 4x100	8	Auberry, Burrows, Ross, Milus		39.12	4/5/12		16	1.21	17.21
▶ 4x400	11	Caesar, Burrows, Kline, Henry		3:05.29	3/16/12		10	0.80	10.80
▶ HJ	16	Bryan MCBRIDE	SO	2.20m	7-2½	4/5/12	5	0.61	5.61
▶ PV	4	Derick HINCH	SO	5.50m	18-½	3/23/12	24	1.94	25.94
▶ LJ	12	Chris BENARD	SR	7.75m	25-5½	4/5/12	9	0.58	9.58
▶ TJ	2	Chris BENARD	SR	16.38m	53-9	4/5/12	28	2.41	30.41
▶ TJ	48	Bryan MCBRIDE	SO	15.38m	50-5½	4/5/12	0.05	0.00	0.05
▶ HT	11	Jordan CLARKE	JR	64.90m	212-11	3/23/12	10	0.66	10.66
Scored bests come from PRE-SEASON DATA									
▶ 100m	3	Ryan MILUS	SO	10.07w	4/22/11		26	1.97	27.97
▶ 400m	23	William HENRY	SO	46.27	5/6/11		1.5	0.31	1.81
▶ 400m	24	Kelsey CAESAR	SR	46.29	4/30/11		1	0.30	1.30
▶ 5000m	49	Nick HAPPE	SO	13:54.15	4/14/11		0.025	0.00	0.03
▶ SP	3	Jordan CLARKE	JR	19.75m	64-9½	6/11/11	26	3.11	29.11
▶ DISC	15	Jordan CLARKE	JR	56.66m	185-10	4/22/11	6	0.57	6.57
▶ JAV	48	Marc PECK	SR	67.20m	220-5	5/6/11	0.05	0.00	0.05
▶ DEC	37	Jamie SANDYS	SR	7,061	3/31/11		0.35	0.00	0.35
Team Total									186.60

8



Texas Tech

Big 12 Conference

▼ 1

Event	Scrd As	Athlete	Yr	Scored Mark		Date	Pl.	Pts.	Bonus	TOTAL
Scored bests come from CURRENT season										
▶ 200m	17	Gil ROBERTS	SR	20.61cA	20.54	3/24/12	D	4.5	0.60	2.60
▶ 400m	44	Isaiah GILL	JR	46.57cA	46.46	3/24/12		0.15	0.12	0.27
▶ H110	4	Shane BRATHWAITE	JR	13.43w		3/28/12		24	2.11	26.11
▶ H400	20	Shane BRATHWAITE	JR	50.90		3/16/12		3	0.43	3.43
▶ 4x100	11	Roberts, Henderson, Brathwaite, Gill		39.23		3/28/12		10	1.02	11.02
▶ PV	44	Jeremy DODDRIDGE	SO	5.20m	17-¾	3/24/12		0.15	0.00	0.15
▶ SP	46	Kole WELDON	FR	17.72m	58-1¾	3/16/12		0.1	0.00	0.10
▶ DISC	44	Kole WELDON	FR	54.36m	178-4	3/16/12		0.15	0.00	0.15
Scored bests come from PRE-SEASON DATA										
▶ 100m	42	Gil ROBERTS	SR	10.36w		4/2/11		0.2	0.00	0.20
▶ 400m	4	Gil ROBERTS	SR	45.22		6/11/11		24	1.69	25.69
▶ H110	11	Brandon TUCKER	SR	13.62w		4/22/11		10	0.90	10.90
▶ H110	16	Jamele MASON	SR	13.69w		4/2/11		5	0.58	5.58
▶ H400	2	Jamele MASON	SR	49.41		4/2/11		28	2.89	30.89
▶ 4x400	6			3:03.49		5/13/11		20	1.49	21.49
▶ PV	14	Kyal MEYERS	SO	5.35m	17-6½	4/6/11		7	0.55	7.55
▶ LJ	4	Bryce LAMB	JR	8.15m	26-9	6/11/11		24	2.80	26.80
▶ TJ	10	Bryce LAMB	JR	16.07mw	52-8¾	5/28/11		12	1.06	13.06
Team Total										185.98

"Scrd As", short for "Scored As", Standing used for place points portion of performance's score combining preseason data (when applied) to current season data

Numbers in BLACK are both the performance's actual NCAA rank AND "scored as" rank Numbers in RED indicate actual NCAA rank does not exist or is worse than "scored as" rank Numbers in BLUE indicate actual NCAA rank is better than "scored as" rank

USTFCCCA Non-Member

Non-Member Schools Will NOT be ranked, beginning Week 2



2012 Outdoor Track & Field, Week #2

Only those who score >0.01 pts are shown
D denotes multiple-event rule in affect

MEN

9



Indiana

Big Ten Conference

▲ 2

Event	Scrd As	Athlete	Yr	Scored Mark	Date	Pl.	Pts.	Bonus	TOTAL
Scored bests come from CURRENT season									
▶ 200m	5	Kind BUTLER	SR	20.43w	4/6/12	22	1.44		23.44
▶ 5000m	8	Andrew BAYER	JR	13:33.25	4/6/12	16	1.45		17.45
▶ 5000m	35	Andrew POORE	SR	13:48.15	4/6/12	0.45	0.13		0.58
▶ HJ	19	Darius KING	SO	2.18m 7-1¾	3/28/12	3.5	0.41		3.91
▶ TJ	46	Rex PARKER	SR	15.40mw 50-6¾	3/28/12	0.1	0.00		0.10
▶ HT	48	Daniel GALOS	SR	59.97m 196-9	3/30/12	0.05	0.00		0.05
Scored bests come from PRE-SEASON DATA									
▶ 100m	24	Kind BUTLER	SR	10.23	5/13/11	1	0.42		1.42
▶ 400m	31	Kind BUTLER	SR	46.37	4/16/11	0.65	0.25		0.90
▶ 1500m	15	Andrew BAYER	JR	3:41.87	4/10/10	D	6	0.85	2.85
▶ 5000m	25	Ben HUBERS	SR	13:43.06	6/11/11	0.95	0.37		1.32
▶ 10k	12	Andrew POORE	SR	28:48.02	3/25/11	D	9	0.88	2.88
▶ Steeple	3	Andrew POORE	SR	8:36.40	6/11/11	26	2.60		28.60
▶ Steeple	4	De'Sean TURNER	SR	8:39.12	6/11/11	24	2.00		26.00
▶ Steeple	7	Adrien DANNEMILLER	SR	8:40.79	5/28/11	18	1.63		19.63
▶ Steeple	11	Andy WEATHERFORD	SR	8:46.62	5/28/11	10	0.71		10.71
▶ 4x100	8			39.12	6/11/11	16	1.21		17.21
▶ HJ	5	Derek DROUIN	SR	2.26m 7-5	6/12/10	22	1.73		23.73
▶ TJ	25	Olumide OLAMIGOKE	SR	15.64m 51-3¾	5/13/11	0.95	0.24		1.19
Team Total									181.96

10



Mississippi State

Southeastern Conference

▼ 1

Event	Scrd As	Athlete	Yr	Scored Mark	Date	Pl.	Pts.	Bonus	TOTAL
Scored bests come from CURRENT season									
▶ 400m	7	Tavaris TATE	JR	45.45	4/7/12	18	1.23		19.23
▶ 400m	11	James HARRIS	SO	45.58	4/7/12	10	1.02		11.02
▶ 400m	19	Daundre BARNABY	JR	46.08	4/7/12	3.5	0.44		3.94
▶ 4x100	10	Tate, Cherry, Samuels, Harris		39.17	3/28/12	12	1.12		13.12
▶ HJ	16	Marcus JACKSON	SO	2.20m 7-2¾	3/15/12	5	0.61		5.61
▶ LJ	6	Jarrett SAMUELS	FR	7.98mw 26-2¾	3/28/12	20	1.61		21.61
▶ TJ	30	Jason HARPER	SO	15.61m 51-2¾	3/31/12	0.7	0.19		0.89
▶ SP	34	Ed WESELA	SR	17.93m 58-10	3/23/12	0.5	0.00		0.50
Scored bests come from PRE-SEASON DATA									
▶ 100m	9	D'Angelo CHERRY	SR	10.15w	4/6/11	14	1.08		15.08
▶ 200m	49	Tavaris TATE	JR	20.87	3/26/11	0.025	0.08		0.10
▶ 200m	59	Garren HENDRICKS	JR	20.91	4/23/11		0.01		0.01
▶ H110	45	Nathan ARNETT	JR	13.98	5/20/11	0.125	0.00		0.13
▶ H400	4	Emanuel MAYERS	SR	49.65	4/10/10	24	2.35		26.35
▶ H400	8	Nathan ARNETT	JR	50.27	5/21/11	16	1.25		17.25
▶ 4x400	3			3:01.56	6/11/11	26	2.59		28.59
▶ HJ	8	James HARRIS	SO	2.23m 7-3¾	3/26/11	16	1.12		17.12
Team Total									180.55

"Scrd As", short for "Scored As", Standing used for place points portion of performance's score combining preseason data (when applied) to current season data

Numbers in BLACK are both the performance's actual NCAA rank AND "scored as" rank Numbers in RED indicate actual NCAA rank does not exist or is worse than "scored as" rank Numbers in BLUE indicate actual NCAA rank is better than "scored as" rank

USTFCCCA Non-Member

Non-Member Schools Will NOT be ranked, beginning Week 2



2012 Outdoor Track & Field, Week #2

Only those who score >0.01 pts are shown
D denotes multiple-event rule in affect

MEN

11



Southern California

▼ 3

Pacific-12 Conference

Event	Scrd As	Athlete	Yr	Scored Mark	Date	Pl.	Pts.	Bonus	TOTAL
Scored bests come from CURRENT season									
▶ 100m	4	Aaron BROWN	SO	10.09w	3/28/12	24	1.75		25.75
▶ 200m	18	Devonte STEWART	FR	20.62	3/23/12	4	0.57		4.57
▶ 200m	32	Bryshon NELLUM	SR	20.76	4/6/12	0.6	0.25		0.85
▶ 4x400	5	Nellum, Hughes, Wyatt, Mance		3:02.24	3/23/12	22	2.19		24.19
▶ HT	7	Daniel SZABO	FR	67.10m	220-1	3/23/12	18	1.60	19.60
Scored bests come from PRE-SEASON DATA									
▶ 200m	43	Joey HUGHES	SR	20.84	5/6/11	0.175	0.13		0.30
▶ 400m	3	Joey HUGHES	SR	45.05	5/6/11	26	2.04		28.04
▶ 400m	5	Josh MANCE	SO	45.29	6/11/11	22	1.55		23.55
▶ 400m	10	Bryshon NELLUM	JR	45.56	5/6/11	12	1.05		13.05
▶ 800m	39	Blake SHAW	SR	1:48.81	4/30/11	0.275	0.16		0.44
▶ 1500m	26	Blake SHAW	SR	3:43.08	4/14/11	0.9	0.37		1.27
▶ H400	2	Reggie WYATT	JR	49.41	5/6/11	28	2.89		30.89
▶ 4x100	30			39.97	4/30/11	0.7	0.17		0.87
▶ HJ	48	Viktor FAJOYOMI	SO	2.14m	7-¼	4/30/11	0.05	0.02	0.07
▶ TJ	46	Viktor FAJOYOMI	SO	15.40m	50-6½	5/28/11	0.1	0.00	0.10
▶ JAV	18	Cooper THOMPSON	SR	72.69m	238-6	5/6/11	4	0.49	4.49
Team Total									178.02

12



Mississippi

▲ 2

Southeastern Conference

Event	Scrd As	Athlete	Yr	Scored Mark	Date	Pl.	Pts.	Bonus	TOTAL
Scored bests come from CURRENT season									
▶ 100m	13	Isiah YOUNG	JR	10.16	3/23/12	8	0.97		8.97
▶ 200m	2	Isiah YOUNG	JR	20.35w	4/6/12	28	1.83		29.83
▶ HJ	1	Ricky ROBERTSON	JR	2.32m	7-7¼	4/6/12	30	3.45	33.45
▶ PV	9	Sam KENDRICKS	FR	5.40m	17-8½	4/6/12	14	0.85	14.85
▶ TJ	7	Ricky ROBERTSON	JR	16.20m	53-1¼	3/31/12	18	1.50	19.50
Scored bests come from PRE-SEASON DATA									
▶ 100m	13	Michael GRANGER	JR	10.16w	5/11/11	8	0.97		8.97
▶ H400	10	Carson BLANKS	SR	50.50	4/15/11	12	0.91		12.91
▶ 4x100	27			39.88	4/23/11	0.85	0.25		1.10
▶ 4x400	22			3:06.77	4/9/11	2	0.37		2.37
▶ LJ	11	Caleb LEE	SR	7.77mw	25-6	4/15/11	10	0.64	10.64
▶ LJ	38	Ricky ROBERTSON	JR	7.58m	24-10½	4/9/11	0.3	0.08	0.38
▶ TJ	13	Kentrell SANDERS	SO	15.97mw	52-4¼	5/11/11	8	0.81	8.81
▶ TJ	23	Morris KERSH	JR	15.74m	51-7¼	4/9/11	1.5	0.41	1.91
Team Total									153.70

"Scrd As", short for "Scored As", Standing used for place points portion of performance's score combining preseason data (when applied) to current season data

Numbers in BLACK are both the performance's actual NCAA rank AND "scored as" rank Numbers in RED indicate actual NCAA rank does not exist or is worse than "scored as" rank Numbers in BLUE indicate actual NCAA rank is better than "scored as" rank

USTFCCCA Non-Member

Non-Member Schools Will NOT be ranked, beginning Week 2



2012 Outdoor Track & Field, Week #2

Only those who score >0.01 pts are shown
D denotes multiple-event rule in affect

MEN

I3



Oregon

Pacific-12 Conference

▲ 3

Event	Scrd As	Athlete	Yr	Scored Mark	Date	Pl. Pts.	Bonus	TOTAL
-------	---------	---------	----	-------------	------	----------	-------	-------

Scored bests come from CURRENT season

▶ 10k	22	Parker STINSON	SO	29:00.07		4/6/12	2	0.43	2.43
▶ H110	12	Johnathan CABRAL	FR	13.63w		4/7/12	9	0.85	9.85
▶ HT	40	Greg SKIPPER	FR	60.73m	199-3	3/23/12	0.25	0.00	0.25
▶ JAV	9	Sam CROUSER	FR	74.45m	244-3	4/7/12	14	1.01	15.01
▶ JAV	40	Ethan POWELL	SO	68.14m	223-6	3/23/12	0.25	0.00	0.25
▶ DEC	13	Dakotah KEYS	FR	7,682		4/2/12	8	1.01	9.01

Scored bests come from PRE-SEASON DATA

▶ 400m	2	Mike BERRY	SO	44.91	5/6/11	28	2.32	30.32	
▶ 800m	2	Elijah GREER	JR	1:45.06	6/11/11	28	2.58	30.58	
▶ 800m	13	Travis THOMPSON	SR	1:47.60	5/28/10	8	0.61	8.61	
▶ 800m	16	Boru GUYOTA	SO	1:47.75	4/22/11	5	0.52	5.52	
▶ 800m	55	Mac FLEET	SO	1:49.19	4/10/10		0.05	0.05	
▶ 1500m	28	Mac FLEET	SO	3:43.21	5/16/10	0.8	0.32	1.12	
▶ 1500m	48	Trevor DUNBAR	SO	3:44.47	5/12/11	0.05	0.09	0.14	
▶ 5000m	24	Trevor DUNBAR	SO	13:42.53	5/1/11	1	0.39	1.39	
▶ 10k	3	Luke PUSKEDRA	SR	28:33.47	6/11/11	26	1.63	27.63	
▶ H110	39	Eric HERSEY	SR	13.94	5/28/11	0.275	0.00	0.28	
▶ 4x100	33			40.09	5/6/11	0.55	0.07	0.62	
▶ 4x400	28			3:07.21	5/6/11	0.8	0.29	1.09	
▶ TJ	19	Brian SCHAUDT	SR	15.77mw	51-9	4/22/11	3.5	0.46	3.96

Team Total 148.11

I4



Arizona

Pacific-12 Conference

▼ 2

Event	Scrd As	Athlete	Yr	Scored Mark	Date	Pl. Pts.	Bonus	TOTAL
-------	---------	---------	----	-------------	------	----------	-------	-------

Scored bests come from CURRENT season

▶ 800m	25	James EICHBERGER	JR	1:48.35	4/6/12		0.95	0.30	1.25
▶ 1500m	11	Lawi LALANG	SO	3:41.65	4/6/12	D	10	0.96	2.96
▶ 1500m	30	Stephen SAMBU	SR	3:43.56	3/31/12		0.7	0.24	0.94
▶ 5000m	5	Stephen SAMBU	SR	13:31.51	4/6/12	D	22	1.70	3.70
HJ	10	Nick ROSS	JR	2.22m	7-3¼	4/6/12	12	0.92	12.92
TJ	17	Jovon CUNNINGHAM	FR	15.83m	51-11¼	3/31/12	4.5	0.57	5.07

Scored bests come from PRE-SEASON DATA

▶ 100m	46	Chris MCSWAIN	JR	10.37w	4/2/11	0.1	0.00	0.10	
▶ 200m	53	Chris MCSWAIN	JR	20.88	5/6/11		0.06	0.06	
▶ 800m	32	Abdi HASSAN	SR	1:48.68	4/30/11	0.6	0.20	0.80	
▶ 800m	44	Lawi LALANG	SO	1:48.88	4/2/11	0.15	0.14	0.29	
▶ 1500m	10	Abdi HASSAN	SR	3:41.57	4/14/11	12	1.00	13.00	
▶ 5000m	4	Lawi LALANG	SO	13:30.64	5/28/11	24	1.83	25.83	
▶ 10k	1	Stephen SAMBU	SR	27:28.64	5/1/11	30	5.09	35.09	
▶ HJ	3	Edgar RIVERA-MORALES	JR	2.28m	7-5¼	4/14/11	26	2.30	28.30
▶ SP	11	Bozidar ANTUNOVIC	SO	18.86m	61-10½	6/11/11	10	0.97	10.97
▶ HT	17	Tyler JOHNSON	JR	64.16m	210-6	5/28/11	4.5	0.48	4.98

Team Total 146.26

"Scrd As", short for "Scored As", Standing used for place points portion of performance's score combining preseason data (when applied) to current season data

Numbers in BLACK are both the performance's actual NCAA rank AND "scored as" rank Numbers in RED indicate actual NCAA rank does not exist or is worse than "scored as" rank Numbers in BLUE indicate actual NCAA rank is better than "scored as" rank

USTFCCCA Non-Member

Non-Member Schools Will NOT be ranked, beginning Week 2



2012 Outdoor Track & Field, Week #2

Only those who score >0.01 pts are shown
D denotes multiple-event rule in affect

MEN

15



Nebraska

Big Ten Conference

unch

Event	Scrd As	Athlete	Yr	Scored Mark	Date	Pl. Pts.	Bonus	TOTAL	
Scored bests come from CURRENT season									
▶ H400	11	Miles UKAOMA	SO	50.52	3/23/12	10	0.89	10.89	
▶ H400	41	Jodi-Rae BLACKWOOD	SO	51.58	3/23/12	0.225	0.00	0.22	
▶ 4x100	35	Carter, McKenzie, Phipps, Thompson		40.10	3/30/12	0.45	0.07	0.52	
▶ PV	21	Nate POLACEK	SR	5.31m	17-5	4/5/12	2.5	0.34	2.84
▶ LJ	21	Patrick RAEDLER	SO	7.67m	25-2	4/5/12	2.5	0.35	2.85
▶ TJ	8	Chris PHIPPS	SR	16.19m	53-1½	4/5/12	16	1.47	17.47
▶ DISC	2	Chad WRIGHT	SO	60.48m	198-5	4/5/12	28	3.25	31.25
▶ DISC	5	Tyler HITCHLER	SR	59.13m	194-0	3/23/12	22	2.06	24.06
Scored bests come from PRE-SEASON DATA									
▶ 800m	43	Tommy BRINN	JR	1:48.87	5/13/11	0.175	0.14	0.32	
▶ 4x400	32			3:07.69	5/28/11	0.6	0.20	0.80	
▶ PV	44	Erik SUTTERFIELD	JR	5.20m	17-¾	5/7/11	0.15	0.00	0.15
▶ LJ	9	Chris PHIPPS	SR	7.91mw	25-11½	5/13/11	14	1.20	15.20
▶ LJ	19	Bobby CARTER	JR	7.68mw	25-2½	4/27/11	3.5	0.38	3.88
▶ SP	8	Luke PINKELMAN	SR	19.17m	62-10½	5/13/11	16	1.55	17.55
▶ SP	14	Tyler HITCHLER	SR	18.53m	60-9½	5/13/11	7	0.57	7.57
▶ SP	44	Chad WRIGHT	SO	17.77m	58-3¾	5/1/11	0.15	0.00	0.15
▶ DISC	45	Luke PINKELMAN	SR	54.34m	178-3	4/2/11	0.125	0.00	0.13
▶ DEC	14	Bjorn BARREFORS	JR	7,651	6/11/11	7	0.93	7.93	
Team Total							143.75		

16



Stanford

Pacific-12 Conference

▲ 3

Event	Scrd As	Athlete	Yr	Scored Mark	Date	Pl. Pts.	Bonus	TOTAL	
Scored bests come from CURRENT season									
▶ 1500m	8	Chris DERRICK	SR	3:41.17	4/6/12	D	16	1.19	3.19
▶ 1500m	17	Tyler STUTZMAN	SO	3:42.20	4/6/12		4.5	0.69	5.19
▶ 1500m	21	Michael ATCHOO	SO	3:42.62	4/6/12		2.5	0.51	3.01
▶ 10k	14	Miles UNTERREINER	SR	28:49.15	4/6/12		7	0.83	7.83
▶ 10k	17	Brendan GREGG	SR	28:54.41	4/6/12		4.5	0.62	5.12
▶ HJ	24	Jules SHARPE	JR	2.16m	7-1	4/6/12	1	0.21	1.21
Scored bests come from PRE-SEASON DATA									
▶ 400m	39	Amaechi MORTON	SR	46.52	5/1/11		0.275	0.15	0.43
▶ 1500m	36	Andrew BERBERICK	JR	3:44.13	4/16/11		0.4	0.14	0.54
▶ 5000m	3	Chris DERRICK	SR	13:29.74	5/1/11	D	26	1.96	3.96
▶ 5000m	33	Miles UNTERREINER	SR	13:46.71	5/1/11		0.55	0.19	0.74
▶ 10k	2	Chris DERRICK	SR	28:26.65	6/11/11		28	1.98	29.98
▶ 10k	21	Kevin HAVEL	SR	28:56.57	5/1/11		2.5	0.55	3.05
▶ H400	1	Amaechi MORTON	SR	49.08	6/11/11		30	3.63	33.63
▶ Steeple	5	Benjamin JOHNSON	SR	8:40.32	6/11/11		22	1.73	23.73
▶ 4x400	36			3:08.13	5/28/11		0.4	0.12	0.52
▶ PV	44	Corey DYSICK	SR	5.20m	17-¾	4/16/11	0.15	0.00	0.15
▶ SP	43	Geoffrey TABOR	JR	17.79m	58-4½	5/6/11	0.175	0.00	0.17
▶ DISC	10	Geoffrey TABOR	JR	57.76m	189-6	5/6/11	12	1.06	13.06
Team Total								135.52	

"Scrd As", short for "Scored As", Standing used for place points portion of performance's score combining preseason data (when applied) to current season data

Numbers in BLACK are both the performance's actual NCAA rank AND "scored as" rank Numbers in RED indicate actual NCAA rank does not exist or is worse than "scored as" rank Numbers in BLUE indicate actual NCAA rank is better than "scored as" rank

USTFCCCA Non-Member

Non-Member Schools Will NOT be ranked, beginning Week 2



2012 Outdoor Track & Field, Week #2

Only those who score >0.01 pts are shown
D denotes multiple-event rule in affect

MEN

17



Iowa

Big Ten Conference

▲ 3

Event	Scrd As	Athlete	Yr	Scored Mark	Date	Pl.	Pts.	Bonus	TOTAL
Scored bests come from CURRENT season									
800m	11	Erik SOWINSKI	SR	1:47.02	4/7/12	10	0.96		10.96
HJ	6	Jeffery HERRON	SR	2.24m 7-4½	4/7/12	20	1.31		21.31
DISC	15	Gabe HULL	FR	56.66m 185-10	3/30/12	6	0.57		6.57
Scored bests come from PRE-SEASON DATA									
100m	22	Justin AUSTIN	JR	10.21	5/13/11	2	0.56		2.56
200m	6	Justin AUSTIN	JR	20.46	5/13/11	20	1.29		21.29
H110	19	Ethan HOLMES	JR	13.73	5/13/11	3.5	0.48		3.98
H110	25	Jordan MULLEN	JR	13.79	4/15/11	0.95	0.32		1.27
H400	15	Ethan HOLMES	JR	50.65	5/13/11	6	0.70		6.70
H400	27	D'Juan RICHARDSON	SR	51.12	4/15/11	0.85	0.27		1.12
4x100	26			39.86	4/7/11	0.9	0.26		1.16
4x400	12			3:05.64	6/11/11	9	0.67		9.67
TJ	3	Troy DORIS	SR	16.37mw 53-8½	5/13/11	26	2.36		28.36
HT	39	Matt BANSE	SR	60.94m 199-11	5/13/11	0.275	0.00		0.28
HT	45	Ben STANCOMBE	JR	60.20m 197-6	4/7/11	0.125	0.00		0.13
JAV	8	Matt BYERS	JR	74.89m 245-8	4/2/11	16	1.23		17.23
Team Total									132.58

18



Georgia

Southeastern Conference

unch

Event	Scrd As	Athlete	Yr	Scored Mark	Date	Pl.	Pts.	Bonus	TOTAL
Scored bests come from CURRENT season									
200m	10	Torrin LAWRENCE	SR	20.51w	4/6/12	12	1.05		13.05
4x400	16	Adams, Lawrence, Foster, Storey		3:06.08	4/6/12	5	0.50		5.50
SP	26	Caleb WHITENER	SO	18.17m 59-7½	4/6/12	0.9	0.15		1.05
DISC	34	Burke MCCARTY	SO	55.11m 180-9	3/23/12	0.5	0.00		0.50
JAV	41	Braydon ANDERSON	SO	67.80m 222-5	4/6/12	0.225	0.00		0.22
Scored bests come from PRE-SEASON DATA									
200m	49	Waymon STOREY	SO	20.87	4/8/11	0.025	0.08		0.10
400m	13	Torrin LAWRENCE	SR	45.61	4/8/11	D	8	0.98	2.98
800m	46	Aaron EVANS	SR	1:48.93	4/27/11	0.1	0.12		0.22
H110	47	Cory HOLMAN	SR	13.99	5/14/10	0.075	0.00		0.08
H400	27	Phillip ADAMS	SR	51.12	5/28/11	0.85	0.27		1.12
Steeple	9	Matt CLEAVER	SR	8:45.01	5/28/11	14	0.95		14.95
4x100	28			39.91	4/27/11	0.8	0.22		1.02
PV	32	John SMITH	SR	5.25m 17-2½	4/8/11	0.6	0.02		0.62
LJ	42	Michael AYERS	SR	7.54m 24-9	5/11/11	0.2	0.00		0.20
TJ	11	Aaron LAGARDE	SR	16.04m 52-7½	4/8/11	10	0.95		10.95
DISC	24	Justin WELCH	SO	55.68m 182-8	3/25/11	1	0.21		1.21
HT	3	Justin WELCH	SO	68.63m 225-2	4/27/11	26	2.48		28.48
JAV	6	Brian MOORE	SR	75.66m 248-2	5/11/11	20	1.61		21.61
DEC	7	Michael AYERS	SR	7,903	6/11/11	18	1.87		19.87
DEC	19	Cory HOLMAN	SR	7,500	5/14/10	3.5	0.55		4.05
Team Total									127.79

"Scrd As", short for "Scored As", Standing used for place points portion of performance's score combining preseason data (when applied) to current season data

Numbers in BLACK are both the performance's actual NCAA rank AND "scored as" rank Numbers in RED indicate actual NCAA rank does not exist or is worse than "scored as" rank Numbers in BLUE indicate actual NCAA rank is better than "scored as" rank

USTFCCCA Non-Member

Non-Member Schools Will NOT be ranked, beginning Week 2



2012 Outdoor Track & Field, Week #2

Only those who score >0.01 pts are shown
D denotes multiple-event rule in affect

MEN

19



Baylor

Big 12 Conference

▼ 6

Event	Scrd As	Athlete	Yr	Scored Mark	Date	Pl.	Pts.	Bonus	TOTAL
Scored bests come from CURRENT season									
▶ 200m	12	Blake HERIOT	SO	20.55	3/23/12	9	0.85		9.85
▶ 200m	42	Zwede HEWITT	SR	20.83	3/23/12	0.2	0.14		0.34
Scored bests come from PRE-SEASON DATA									
▶ 100m	5	Woodrow RANDALL	SR	10.13w	4/6/11	22	1.30		23.30
▶ 100m	20	Everett WALKER		10.20w	5/21/11	3	0.64		3.64
▶ 200m	8	Everett WALKER		20.47w	5/21/11	16	1.24		17.24
▶ 200m	23	Whitney PREVOST	SR	20.70	4/23/11	1.5	0.35		1.85
▶ 200m	38	Woodrow RANDALL	SR	20.80	4/23/11	0.3	0.19		0.49
▶ 400m	8	Zwede HEWITT	SR	45.51	6/11/11	16	1.12		17.12
▶ 800m	23	James GILREATH	SR	1:48.24	5/13/11	1.5	0.33		1.83
▶ H400	19	Gabriel EL HANBLI	SO	50.77	4/27/11	3.5	0.53		4.03
▶ 4x100	7			39.09	6/11/11	18	1.26		19.26
▶ 4x400	4			3:01.77	4/6/11	24	2.47		26.47
Team Total									125.41

20



Virginia Tech

Atlantic Coast Conference

▼ 3

Event	Scrd As	Athlete	Yr	Scored Mark	Date	Pl. Pts.	Bonus	TOTAL	
Scored bests come from CURRENT season									
▶ 100m	23	Keith RICKS	SR	10.22	3/23/12	1.5	0.49	1.99	
▶ 100m	34	Darrell WESH	SO	10.31	4/6/12	0.5	0.08	0.58	
▶ 200m	29	Keith RICKS	SR	20.75	3/23/12	0.75	0.27	1.02	
▶ 1500m	33	Chris WALIZER	SR	3:43.68	3/30/12	0.55	0.22	0.77	
▶ 1500m	54	Grant POLLOCK	SO	3:44.79	4/5/12		0.04	0.04	
▶ 5000m	39	William MULHERIN	JR	13:49.95	3/30/12	0.275	0.04	0.32	
▶ 4x100	36	Halim, Wesh, McCants, Ricks		40.11	3/23/12	0.4	0.06	0.46	
▶ PV	23	Joe DAVIS	SR	5.30m	17-4½	3/28/12	1.5	0.29	1.79
▶ LJ	42	Jeff ARTIS-GRAY	JR	7.54m	24-9	4/6/12	0.2	0.00	0.20
Scored bests come from PRE-SEASON DATA									
▶ 800m	51	Michael HAMMOND	SR	1:49.07	5/15/11		0.08	0.08	
▶ 1500m	31	Michael HAMMOND	SR	3:43.62	4/21/11	0.65	0.23	0.88	
▶ Steeple	13	Jason CUSACK	SR	8:47.29	4/21/11	8	0.65	8.65	
▶ HJ	22	Ronnie BLACK	JR	2.17m	7-1½	5/28/11	2	0.31	2.31
▶ PV	9	Hunter HALL	SR	5.40m	17-8½	4/13/11	14	0.85	14.85
▶ TJ	5	Hasheem HALIM	SR	16.25m	53-3¾	6/11/11	22	1.75	23.75
▶ HT	2	Alexander ZIEGLER	SR	72.69m	238-6	6/11/11	28	5.34	33.34
▶ HT	18	Denis MAHMIC	JR	63.51m	208-4	4/21/11	4	0.32	4.32
▶ JAV	5	Matthias TREFF	JR	77.88m	255-6	6/11/11	22	2.82	24.82
Team Total								120.16	

"Scrd As", short for "Scored As", Standing used for place points portion of performance's score combining preseason data (when applied) to current season data

Numbers in BLACK are both the performance's actual NCAA rank AND "scored as" rank Numbers in RED indicate actual NCAA rank does not exist or is worse than "scored as" rank Numbers in BLUE indicate actual NCAA rank is better than "scored as" rank

USTFCCCA Non-Member

Non-Member Schools Will NOT be ranked, beginning Week 2



2012 Outdoor Track & Field, Week #2

Only those who score >0.01 pts are shown
D denotes multiple-event rule in affect

MEN

21



Oklahoma

Big 12 Conference

▲ 2

Event	Scrd As	Athlete	Yr	Scored Mark	Date	Pl. Pts.	Bonus	TOTAL
Scored bests come from CURRENT season								
▶ 400m	33	Jamel WOOD	JR	46.40	4/5/12	0.55	0.23	0.78
▶ 1500m	13	Riley MASTERS	JR	3:41.80	4/6/12	8	0.89	8.89
▶ 1500m	16	Eric HARASYN	SR	3:42.15	4/6/12	5	0.72	5.72
▶ 1500m	35	Frezer LEGESSE	JR	3:43.95	4/6/12	0.45	0.17	0.62
▶ 5000m	13	George ALEX	SR	13:35.27	4/6/12	8	1.16	9.16
▶ 10k	6	Bill KOGEL	JR	28:39.54	4/6/12	20	1.31	21.31
▶ 10k	16	Kevin SCHWAB	JR	28:53.70	4/6/12	5	0.64	5.64
▶ H110	31	Tre' LATHAN	JR	13.89	4/5/12	0.65	0.07	0.72
▶ H400	13	Eric CRAY	SR	50.57	4/5/12	8	0.81	8.81
▶ 4x400	34	Baker, Cray, Wood, Anderson		3:07.80	3/28/12	0.5	0.18	0.68
▶ LJ	46	Alex MADKINS	SR	7.53m 24-8½	3/24/12	0.1	0.00	0.10
▶ DISC	3	Luke BRYANT	SR	60.47m 198-4	3/17/12	26	3.24	29.24
Scored bests come from PRE-SEASON DATA								
▶ 1500m	9	Patrick CASEY	JR	3:41.34	5/1/11	14	1.11	15.11
▶ 5000m	18	Kevin SCHWAB	SR	13:40.81	5/1/11	D 4	0.50	2.50
▶ 5000m	27	Kevin WILLIAMS	JR	13:44.58	5/1/11	0.85	0.29	1.14
▶ 5000m	45	Bill KOGEL	JR	13:51.24	5/1/11	0.125	0.00	0.13
▶ 10k	29	George ALEX	SR	29:09.40	5/13/11	0.75	0.26	1.01
▶ 4x100	22			39.76	5/13/11	2	0.34	2.34
Team Total								113.92

22



Auburn

Southeastern Conference

▼ 1

Event	Scrd As	Athlete	Yr	Scored Mark	Date	Pl. Pts.	Bonus	TOTAL
Scored bests come from CURRENT season								
▶ 4x100	1	Rowland, Adams, DeHaven, Brock		38.30	3/28/12	30	3.11	33.11
Scored bests come from PRE-SEASON DATA								
▶ 100m	15	Marcus ROWLAND	JR	10.17	5/16/10	6	0.86	6.86
▶ 100m	18	Keenan BROCK	SO	10.19w	5/11/11	4	0.71	4.71
▶ 100m	18	Harry ADAMS	SR	10.19	5/11/11	4	0.71	4.71
▶ 200m	28	Harry ADAMS	SR	20.74	3/26/11	0.8	0.28	1.08
▶ 200m	33	Keenan BROCK	SO	20.77	4/15/11	0.55	0.24	0.79
▶ 200m	59	Marcus ROWLAND	JR	20.91	5/15/10		0.01	0.01
▶ HJ	10	DJ SMITH	SO	2.22m 7-3¼	4/27/11	12	0.92	12.92
▶ SP	2	Stephen SAENZ	SO	19.82m 65-½	5/28/11	28	3.35	31.35
▶ SP	29	Marcus POPENFOOSE	SO	18.10m 59-4¾	5/28/11	0.75	0.06	0.81
▶ DISC	21	Stephen SAENZ	SO	55.92m 183-5	3/26/11	2.5	0.30	2.80
▶ DISC	36	Marcus POPENFOOSE	SO	54.84m 179-11	5/11/11	0.4	0.00	0.40
Team Total								99.56

23



Princeton

Ivy League

▼ 1

Event	Scrd As	Athlete	Yr	Scored Mark	Date	Pl. Pts.	Bonus	TOTAL
Scored bests come from CURRENT season								
▶ 1500m	27	Donn CABRAL	SR	3:43.11c 4:00.96(1)	3/23/12	0.85	0.36	1.21
▶ 1500m	41	Trevor VAN ACKEREN	SR	3:44.26	3/30/12	0.225	0.12	0.35
▶ 5000m	44	Joe STILIN	SR	13:51.17	3/30/12	0.15	0.00	0.15
▶ TJ	22	Damon MCLEAN	SO	15.75m 51-8¾	3/23/12	2	0.43	2.43
▶ HT	1	Conor MCCULLOUGH	SO	74.01m 242-9	4/6/12	30	6.27	36.27
Scored bests come from PRE-SEASON DATA								
▶ 800m	24	Russell DINKINS	JR	1:48.26	6/11/11	1	0.32	1.32
▶ 1500m	52	Joe STILIN	SR	3:44.69	5/14/11		0.06	0.06
▶ 5000m	17	Donn CABRAL	SR	13:40.62	6/11/11	D 4.5	0.52	2.52
▶ 10k	30	Brian LEUNG	SR	29:09.94	3/25/11	0.7	0.25	0.95
▶ Steeple	1	Donn CABRAL	SR	8:32.14	6/11/11	30	3.57	33.57
▶ 4x400	15			3:05.86	5/28/11	6	0.58	6.58
▶ PV	23	David SLOVENSKI	SR	5.30m 17-4¾	3/18/11	1.5	0.29	1.79
Team Total								87.20

"Scrd As", short for "Scored As", Standing used for place points portion of performance's score combining preseason data (when applied) to current season data

Numbers in BLACK are both the performance's actual NCAA rank AND "scored as" rank Numbers in RED indicate actual NCAA rank does not exist or is worse than "scored as" rank Numbers in BLUE indicate actual NCAA rank is better than "scored as" rank

USTFCCCA Non-Member

Non-Member Schools Will NOT be ranked, beginning Week 2



2012 Outdoor Track & Field, Week #2

Only those who score >0.01 pts are shown
D denotes multiple-event rule in affect

MEN

24



Wisconsin

Big Ten Conference

unch

Event	Scrd As	Athlete	Yr	Scored Mark	Date	Pl. Pts.	Bonus	TOTAL
Scored bests come from CURRENT season								
10k	11	Daniel CHENOWETH	SR	28:46.87	4/6/12	10	0.94	10.94
PV	32	Japheth CATO	SO	5.25m 17-2½	4/6/12	0.6	0.02	0.62
Scored bests come from PRE-SEASON DATA								
800m	45	Zach MELLON	SO	1:48.91	4/14/11	0.125	0.13	0.26
1500m	24	Rob FINNERTY	JR	3:42.79	4/14/11	1	0.46	1.46
1500m	49	Reed CONNOR	SO	3:44.52	4/14/11	0.025	0.08	0.11
5000m	9	Mohammed AHMED	JR	13:34.23	5/28/11	14	1.31	15.31
5000m	37	Reed CONNOR	SO	13:48.59	5/28/11	0.35	0.10	0.45
10k	8	Elliot KRAUSE	JR	28:43.34	4/14/11	16	1.12	17.12
10k	25	Mohammed AHMED	JR	29:08.29	5/13/11	0.95	0.28	1.23
10k	33	Maverick DARLING	JR	29:11.34	5/13/11	0.55	0.23	0.78
Steeple	17	Drew SHIELDS	JR	8:49.12	4/14/11	4.5	0.52	5.02
Steeple	30	Alexander BRILL	SO	8:52.23	5/28/11	0.7	0.29	0.99
PV	14	Mickey DEFILIPPO	SR	5.35m 17-6½	5/6/11	7	0.55	7.55
DISC	7	Danny BLOCK	SO	58.68m 192-6	5/6/11	18	1.73	19.73
DEC	24	Dave GRZESIAK	SR	7,352	4/22/11	1	0.18	1.18
DEC	27	Derek STEINBACH	SR	7,310	4/22/11	0.85	0.08	0.93

Team Total 83.68

25



Kansas

Big 12 Conference

unch

Event	Scrd As	Athlete	Yr	Scored Mark	Date	Pl. Pts.	Bonus	TOTAL
Scored bests come from CURRENT season								
H400	29	Michael STIGLER	SO	51.16	3/28/12	0.75	0.24	0.99
Steeple	45	Greg BUSSING	JR	8:56.84	4/6/12	0.125	0.00	0.13
PV	23	Alex BISHOP	JR	5.30m 17-4½	4/7/12	1.5	0.29	1.79
PV	44	Greg LUPTON	FR	5.20m 17-¾	4/7/12	0.15	0.00	0.15
DISC	1	Mason FINLEY	JR	61.40m 201-5	3/24/12	30	4.23	34.23

Scored bests come from PRE-SEASON DATA								
400m	21	Kyle CLEMONS	JR	46.11	6/11/11	2.5	0.42	2.92
1500m	56	Don WASINGER	SR	3:44.89	4/20/11		0.02	0.02
SP	1	Mason FINLEY	JR	19.84m 65-1¼	4/20/11	30	3.42	33.42
JAV	12	Johannes SWANEPOEL	SO	73.60m 241-5	4/20/11	9	0.72	9.72

Team Total 83.37

26



BYU

West Coast Conference

unch

Event	Scrd As	Athlete	Yr	Scored Mark	Date	Pl. Pts.	Bonus	TOTAL
Scored bests come from CURRENT season								
400m	29	Cade LINDAHL	SR	46.32cA 46.21	4/7/12	0.75	0.28	1.03
800m	35	Ryan WAITE	SR	1:48.74	3/23/12	0.45	0.18	0.63
H400	17	Chris CARTER	SR	50.75	3/28/12	4.5	0.56	5.06
Steeple	43	Curtis CARR	JR	8:56.43	4/6/12	0.175	0.00	0.17
4x400	36	McAllister, Atrice, Carter, Lindahl		3:08.13	3/28/12	0.4	0.12	0.52
PV	4	Victor WEIRICH	JR	5.50m 18-½	3/28/12	24	1.94	25.94
DEC	42	Kevin NIELSEN	SO	7,030	3/15/12	0.2	0.00	0.20

Scored bests come from PRE-SEASON DATA								
800m	29	Justin HEDIN	SR	1:48.52	6/11/11	0.75	0.25	1.00
800m	32	Miles BATTY	SR	1:48.68	5/4/11	0.6	0.20	0.80
1500m	1	Miles BATTY	SR	3:36.25	4/14/11	30	3.66	33.66
1500m	38	Travis FULLER	JR	3:44.20	5/4/11	0.3	0.13	0.43
10k	48	Jared WARD	SO	29:25.00	4/14/11	0.05	0.01	0.06
Steeple	16	Jacob COSBY	JR	8:48.64	5/28/11	5	0.55	5.55
Steeple	39	Josh ADAMS	SR	8:55.59	5/11/11	0.275	0.05	0.33
JAV	24	Chris RENO	SR	71.46m 234-5	5/11/11	1	0.18	1.18

Team Total 76.55

27



Oklahoma State

Big 12 Conference

unch

Event	Scrd As	Athlete	Yr	Scored Mark	Date	Pl. Pts.	Bonus	TOTAL
Scored bests come from CURRENT season								
1500m	5	Thomas FARRELL	JR	3:41.07	4/6/12	D 22	1.24	3.24
1500m	44	Kirubel ERASSA	SO	3:44.38	4/6/12	0.15	0.10	0.25
5000m	12	Girma MECHESO	JR	13:34.83	4/6/12	9	1.22	10.22
10k	38	Fabian CLARKSON	FR	29:18.25	4/6/12	0.3	0.12	0.42
HT	10	Nick MILLER	FR	65.09m 213-6	3/28/12	12	0.71	12.71

Scored bests come from PRE-SEASON DATA								
1500m	22	Raul BOTEZAN	JR	3:42.68	5/1/11	2	0.49	2.49
1500m	37	German FERNANDEZ	JR	3:44.18	5/1/11	0.35	0.14	0.49
5000m	1	Thomas FARRELL	JR	13:26.59	5/1/11	30	2.42	32.42
10k	10	Colby LOWE	SR	28:45.91	3/25/11	12	0.99	12.99
10k	26	Shadrack KIPCHIRCHIR	JR	29:08.64	5/28/11	0.9	0.28	1.18
HJ	48	Taylor BUCK	SO	2.14m 7-¾	5/6/11	0.05	0.02	0.07

Team Total 76.48

"Scrd As", short for "Scored As", Standing used for place points portion of performance's score combining preseason data (when applied) to current season data

Numbers in BLACK are both the performance's actual NCAA rank AND "scored as" rank Numbers in RED indicate actual NCAA rank does not exist or is worse than "scored as" rank Numbers in BLUE indicate actual NCAA rank is better than "scored as" rank

USTFCCCA Non-Member

Non-Member Schools Will NOT be ranked, beginning Week 2



2012 Outdoor Track & Field, Week #2

Only those who score >0.01 pts are shown
D denotes multiple-event rule in affect

MEN

28



Illinois

Big Ten Conference

▲ 1

Event	Scrd As	Athlete	Yr	Scored Mark	Date	Pl. Pts.	Bonus	TOTAL
Scored bests come from CURRENT season								
800m	40	Ryan LYNN	SO	1:48.83	4/7/12	0.25	0.15	0.40
Steeple	12	Kyle ENGNELL	SR	8:47.27	4/6/12	9	0.65	9.65
HT	20	Davis FRAKER	FR	63.18m	3/23/12	3	0.24	3.24
Scored bests come from PRE-SEASON DATA								
H110	2	Andrew RILEY	SR	13.32	5/28/11	28	2.98	30.98
Steeple	46	Chris DESILVA	SR	8:56.87	5/28/11	0.1	0.00	0.10
4x100	4			38.72	6/11/11	24	2.02	26.02
Team Total								70.40

29



UCLA

Pacific-12 Conference

▲ 1

Event	Scrd As	Athlete	Yr	Scored Mark	Date	Pl. Pts.	Bonus	TOTAL
Scored bests come from CURRENT season								
PV	3	Michael WOEPSE	SO	5.55m	3/24/12	26	2.72	28.72
DISC	26	Matthew KOSECKI	SO	55.51m	4/7/12	0.9	0.14	1.04
DISC	40	Tom NAGENGAST	SR	54.59m	3/24/12	0.25	0.00	0.25
JAV	31	Derek EAGER	FR	70.03m	3/24/12	0.65	0.00	0.65
Scored bests come from PRE-SEASON DATA								
200m	29	Maxwell DYCE	JR	20.75	5/6/11	0.75	0.27	1.02
H400	34	David KLARER	JR	51.45	4/30/11	0.5	0.04	0.54
4x100	15			39.45	6/11/11	6	0.65	6.65
PV	32	Casey DICESARE	SR	5.25m	3/25/11	0.6	0.02	0.62
HT	4	Alec FALDERMEYER	SO	68.20m	5/6/11	24	2.18	26.18
DEC	26	Trent PEREZ	SR	7.315	5/6/11	0.9	0.09	0.99
DEC	29	Marcus NILSSON	SO	7.253	5/6/11	0.75	0.00	0.75
DEC	32	Dominic GIOVANNONI	JR	7.192	4/7/11	0.6	0.00	0.60
Team Total								68.02

30



Penn State

Big Ten Conference

▲ 2

Event	Scrd As	Athlete	Yr	Scored Mark		Date	Pl. Pts.	Bonus	TOTAL
Scored bests come from CURRENT season									
▶ 400m	24	Brady GEHRET	SO	46.29		4/7/12	1	0.30	1.30
▶ 400m	54	Brandon BENNETT-GREEN	SO	46.71		4/7/12		0.03	0.03
▶ 10k	19	Kyle DAWSON	SR	28:55.33		4/6/12	3.5	0.59	4.09
▶ 4x400	20	Bennett-Green, Gehret, Loxsom, Mpanduki		3:06.50		4/7/12	3	0.42	3.42
▶ SP	7	Joe KOVACS	SR	19.18m	62-11½	4/7/12	18	1.57	19.57
▶ SP	37	Logan CALDWELL	JR	17.92m	58-9½	4/7/12	0.35	0.00	0.35
Scored bests come from PRE-SEASON DATA									
▶ 800m	3	Casimir LOXSOM	JR	1:45.31		6/11/11	26	2.34	28.34
▶ 800m	41	Owen DAWSON	SR	1:48.85		4/10/10	0.225	0.15	0.37
▶ HJ	48	Sean REILLY	JR	2.14m	7-¾	5/7/11	0.05	0.02	0.07
▶ LJ	26	Doug MOPPERT	SR	7.62mw	25-0	5/7/11	0.9	0.20	1.10
▶ TJ	21	Hanif JOHNSON	SR	15.76m	51-8½	4/1/11	2.5	0.45	2.95
▶ DISC	20	Joe KOVACS	SR	56.08m	184-0	4/23/11	3	0.36	3.36
▶ DISC	39	Will BARR	SO	54.63m	179-2	4/28/11	0.275	0.00	0.28
▶ HT	32	Joe KOVACS	SR	61.50m	201-9	4/15/11	0.6	0.00	0.60
▶ DEC	38	Anyu UZOH	SR	7,045		4/28/11	0.3	0.00	0.30
Team Total							66.12		

"Scrd As", short for "Scored As", Standing used for place points portion of performance's score combining preseason data (when applied) to current season data

Numbers in BLACK are both the performance's actual NCAA rank AND "scored as" rank Numbers in RED indicate actual NCAA rank does not exist or is worse than "scored as" rank Numbers in BLUE indicate actual NCAA rank is better than "scored as" rank

USTFCCCA Non-Member

Non-Member Schools Will NOT be ranked, beginning Week 2



2012 Outdoor Track & Field, Week #2

Only those who score >0.01 pts are shown
D denotes multiple-event rule in affect

MEN

31




Ohio State

Big Ten Conference

▼ 3

Event	Scrd As	Athlete	Yr	Scored Mark	Date	Pl. Pts.	Bonus	TOTAL
Scored bests come from CURRENT season								
▶ DEC	20	Heath NICKLES	SO	7,451	3/28/12	3	0.43	3.43
Scored bests come from PRE-SEASON DATA								
▶ 400m	16	Thomas MURDAUGH	SR	45.81	4/2/11	5	0.72	5.72
▶ 1500m	50	Cory LESLIE	SR	3:44.60	4/23/11	0.01	0.07	0.08
▶ H110	45	Demoye BOGLE	SO	13.98	5/28/11	0.125	0.00	0.13
▶ H400	42	Marcus BROOKS	JR	51.59	4/2/11	0.2	0.00	0.20
▶ Steeple	6	Cory LESLIE	SR	8:40.49	5/28/11	20	1.69	21.69
▶ 4x400	19			3:06.45	5/13/11	3.5	0.43	3.93
▶ LJ	7	Mike HARTFIELD	SR	7.95mw 26-1	4/27/11	18	1.43	19.43
▶ LJ	22	Korbin SMITH	JR	7.65mw 25-1½	4/2/11	2	0.29	2.29
▶ TJ	15	Mike HARTFIELD	SR	15.89mw 52-1½	5/13/11	6	0.67	6.67
▶ SP	30	Matt DECHANT	SR	18.09m 59-4½	4/2/11	0.7	0.05	0.75
▶ HT	28	Max MAYS	SR	61.85m 202-11	4/2/11	0.8	0.00	0.80
Team Total								65.12

33



Clemson

Atlantic Coast Conference

unch

Event	Scrd As	Athlete	Yr	Scored Mark	Date	Pl. Pts.	Bonus	TOTAL
Scored bests come from CURRENT season								
▶ 200m	45	Warren FRASER	JR	20.85	3/31/12	0.125	0.11	0.23
▶ H110	29	Charlton ROLLE	SR	13.87	3/31/12	0.75	0.12	0.87
▶ H110	39	Marcus MAXEY	JR	13.94	3/31/12	0.275	0.00	0.28
▶ H400	32	Spencer ADAMS	JR	51.43	3/31/12	0.6	0.05	0.65
▶ TJ	25	Shai CARPENTER	FR	15.64m 51-3¾	3/31/12	0.95	0.24	1.19
Scored bests come from PRE-SEASON DATA								
▶ 100m	5	Justin MURDOCK	SR	10.13	5/13/11	22	1.30	23.30
▶ 100m	29	Warren FRASER	JR	10.28	5/7/11	0.75	0.19	0.94
▶ H110	9	Spencer ADAMS	JR	13.55	5/28/11	14	1.26	15.26
▶ 4x100	19			39.50	6/11/11	3.5	0.57	4.07
▶ 4x400	13			3:05.73	5/28/11	8	0.63	8.63
▶ LJ	37	Will ROBINSON	JR	7.59mw 24-11	5/13/11	0.35	0.11	0.46
Team Total								55.89

32




Duke

Atlantic Coast Conference

▼ 1

Event	Scrd As	Athlete	Yr	Scored Mark	Date	Pl. Pts.	Bonus	TOTAL
Scored bests come from CURRENT season								
▶ 800m	17	Curtis BEACH	SO	1:47.99	4/6/12	4.5	0.41	4.91
▶ 1500m	34	Domenick DEMATTEO	SO	3:43.91	3/30/12	0.5	0.18	0.68
▶ 5000m	41	Domenick DEMATTEO	SO	13:50.22	4/6/12	0.225	0.03	0.25
▶ HJ	29	Michael KRONE	SO	2.15m 7-½	4/6/12	0.75	0.11	0.86
Scored bests come from PRE-SEASON DATA								
▶ HJ	6	Tanner ANDERSON	SO	2.24m 7-4¾	5/13/11	20	1.31	21.31
▶ SP	39	Michael BARBAS	SR	17.86m 58-7¾	4/1/11	0.275	0.00	0.28
▶ DISC	29	Austin GAMBLE	JR	55.31m 181-5	4/28/11	0.75	0.07	0.82
▶ DEC	1	Curtis BEACH	SO	8,084	6/11/11	30	3.16	33.16
Team Total								62.27

34



Kansas State

Big 12 Conference

▲ 2

Event	Scrd As	Athlete	Yr	Scored Mark	Date	Pl. Pts.	Bonus	TOTAL
Scored bests come from CURRENT season								
▶ PV	41	Kyle WAIT	SO	5.21m 17-1	4/5/12	0.225	0.00	0.22
▶ JAV	37	Tomas KIRIELIUS	JR	68.89m 226-0	3/23/12	0.35	0.00	0.35
Scored bests come from PRE-SEASON DATA								
▶ 200m	43	Martynas JURGILAS	SR	20.84	5/7/11	0.175	0.13	0.30
▶ H110	25	Mantas SILKAUSKAS	SR	13.79	5/7/11	0.95	0.32	1.27
▶ 4x100	16			39.46	5/7/11	5	0.64	5.64
▶ HJ	2	Erik KYNARD	JR	2.31m 7-7	4/27/11	28	3.17	31.17
▶ HT	35	Tomaz BOGOVIC	SR	61.22m 200-10	3/25/11	0.45	0.00	0.45
▶ DEC	11	Mantas SILKAUSKAS	SR	7,706	5/16/09	10	1.07	11.07
Team Total								50.47

"Scrd As", short for "Scored As", Standing used for place points portion of performance's score combining preseason data (when applied) to current season data

Numbers in BLACK are both the performance's actual NCAA rank AND "scored as" rank Numbers in RED indicate actual NCAA rank does not exist or is worse than "scored as" rank Numbers in BLUE indicate actual NCAA rank is better than "scored as" rank

USTFCCCA Non-Member

Non-Member Schools Will NOT be ranked, beginning Week 2



2012 Outdoor Track & Field, Week #2

Only those who score >0.01 pts are shown
D denotes multiple-event rule in affect

MEN

35



NC State

Atlantic Coast Conference

▼ 1

Event	Scrd As	Athlete	Yr	Scored Mark	Date	Pl. Pts.	Bonus	TOTAL
Scored bests come from CURRENT season								
HJ	14	Kris KORNEGAY-GOBER	JR	2.21m	7-3	3/30/12	7 0.73	7.73
DISC	11	Nathaniel WILLIAMS	SO	57.63m	189-1	3/30/12	10 0.96	10.96
Scored bests come from PRE-SEASON DATA								
100m	46	TJ GRAHAM	JR	10.37		4/21/11	0.1 0.00	0.10
1500m	4	Ryan HILL	JR	3:40.80		5/14/11	24 1.38	25.38
5000m	6	Ryan HILL	JR	13:31.67		5/1/11	D 20 1.68	3.68
5000m	28	Andrew COLLEY	SO	13:44.79		5/1/11	0.8 0.28	1.08
Steeple	32	Brian HIMELRIGHT	JR	8:52.58		5/1/11	0.6 0.27	0.87
4x100	39			40.19		5/7/11	0.275 0.00	0.28
Team Total								50.07

36



Oral Roberts

The Summit League

▼ 1

Event	Scrd As	Athlete	Yr	Scored Mark	Date	Pl. Pts.	Bonus	TOTAL
Scored bests come from PRE-SEASON DATA								
H400	24	Jeffery GIBSON	JR	50.99		5/28/11	1 0.36	1.36
4x400	33			3:07.71		4/2/11	0.55 0.19	0.74
PV	1	Jack WHITT	JR	5.60m	18-4½	4/6/11	30 3.51	33.51
PV	32	Dustin GEHRKE	JR	5.25m	17-2½	4/2/11	0.6 0.02	0.62
LJ	10	Clive CHAFAUSIPO	SR	7.83m	25-8½	4/2/11	12 0.82	12.82
TJ	34	Timothy JONES	JR	15.55mw	51-¾	4/23/11	0.5 0.08	0.58
Team Total								49.64

37



UT Arlington

Southland Conference

▲ 1

Event	Scrd As	Athlete	Yr	Scored Mark	Date	Pl. Pts.	Bonus	TOTAL
Scored bests come from CURRENT season								
100m	36	Clayton VAUGHN	SO	10.33		3/28/12	0.4 0.01	0.41
HJ	24	Isiah CLEMENTS	SR	2.16m	7-1	3/28/12	1 0.21	1.21
PV	9	Jeff RODRIGUEZ	JR	5.40m	17-8½	3/24/12	14 0.85	14.85
DEC	3	Romain MARTIN	JR	7.977		3/28/12	26 2.39	28.39
Scored bests come from PRE-SEASON DATA								
4x100	20			39.62		6/11/11	3 0.46	3.46
LJ	35	Lionel MUNGWARI	JR	7.60mw	24-11½	4/23/11	0.45 0.14	0.59
JAV	32	Ivan STORIC	JR	70.01m	229-8	5/28/11	0.6 0.00	0.60
Team Total								49.51

38



New Mexico

Mountain West Conference

▲ 14

Event	Scrd As	Athlete	Yr	Scored Mark	Date	Pl. Pts.	Bonus	TOTAL
Scored bests come from CURRENT season								
LJ	3	Kendall SPENCER	SO	8.16m	26-9¼	4/6/12	26 2.88	28.88
Scored bests come from PRE-SEASON DATA								
1500m	25	Ross MILLINGTON	SR	3:42.90		4/7/11	0.95 0.42	1.37
5000m	14	Ross MILLINGTON	SR	13:36.39		5/28/11	7 1.00	8.00
5000m	22	Nicholas KIPRUTO	SR	13:41.90		5/28/11	2 0.42	2.42
H400	36	Charles LEWIS	SO	51.49		5/11/11	0.4 0.01	0.41
HJ	19	Django LOVETT	SO	2.18m	7-1½	5/11/11	3.5 0.41	3.91
PV	32	Robert WARENSJO	JR	5.25m	17-2½	7/9/11	0.6 0.02	0.62
PV	40	Logan PFLIBSEN	SO	5.22m	17-1½	5/11/11	0.25 0.00	0.25
TJ	29	Floyd ROSS	JR	15.62m	51-3	4/17/10	0.75 0.20	0.95
DEC	22	Richard YORK	JR	7,389		4/6/11	2 0.28	2.28
Team Total								49.09

39



Boise State

Mountain West Conference

▼ 2

Event	Scrd As	Athlete	Yr	Scored Mark	Date	Pl. Pts.	Bonus	TOTAL
Scored bests come from CURRENT season								
H400	49	Rolando TRAMMEL	JR	51.68cA	51.57	4/7/12	0.025 0.00	0.03
LJ	15	Kurt FELIX	SR	7.74m	25-4¾	3/28/12	6 0.55	6.55
DISC	42	Chase SEXTON	SR	54.54m	178-11	3/30/12	0.2 0.00	0.20
JAV	33	Kurt FELIX	SR	69.89m	229-3	3/28/12	0.55 0.00	0.55
DEC	4	Kurt FELIX	SR	7,921		3/28/12	24 1.99	25.99
Scored bests come from PRE-SEASON DATA								
Steeple	22	Sawyer BOSCH	SR	8:50.72		4/14/11	2 0.40	2.40
LJ	26	Eetu VIITALA	SR	7.62m	25-0	4/1/11	0.9 0.20	1.10
HT	15	Alex NELSON	SR	64.56m	211-9	4/29/11	6 0.58	6.58
HT	30	Trevor KRAYCHIR	SR	61.76m	202-7	4/16/11	0.7 0.00	0.70
Team Total								44.10

"Scrd As", short for "Scored As", Standing used for place points portion of performance's score combining preseason data (when applied) to current season data

Numbers in BLACK are both the performance's actual NCAA rank AND "scored as" rank Numbers in RED indicate actual NCAA rank does not exist or is worse than "scored as" rank Numbers in BLUE indicate actual NCAA rank is better than "scored as" rank

USTFCCCA Non-Member

Non-Member Schools Will NOT be ranked, beginning Week 2



2012 Outdoor Track & Field, Week #2

Only those who score >0.01 pts are shown
D denotes multiple-event rule in affect

MEN

40



Kentucky

Southeastern Conference

▲ 1

Event	Scrd As	Athlete	Yr	Scored Mark	Date	Pl. Pts.	Bonus	TOTAL
Scored bests come from CURRENT season								
► Steeple	21	Luis ORTA	JR	8:50.52	3/28/12	2.5	0.42	2.92
► DISC	12	Andrew EVANS	JR	57.56m 188-10	3/28/12	9	0.91	9.91
► JAV	7	Raymond DYKSTRA	FR	75.41m 247-5	3/28/12	18	1.49	19.49
Scored bests come from PRE-SEASON DATA								
► H110	15	Keith HAYES	SR	13.65	6/11/11	6	0.75	6.75
► H400	22	Keith HAYES	SR	50.96	5/11/11	2	0.38	2.38
Team Total								41.45

41



California

Pacific-12 Conference

▲ 2

Event	Scrd As	Athlete	Yr	Scored Mark	Date	Pl. Pts.	Bonus	TOTAL
Scored bests come from CURRENT season								
► 5000m	23	Collin JARVIS	SO	13:42.31	4/6/12	1.5	0.40	1.90
► LJ	12	Hammed SULEMAN	SO	7.75m 25-5½	3/31/12	9	0.58	9.58
► TJ	16	Hammed SULEMAN	SO	15.88m 52-1¼	3/31/12	5	0.66	5.66
Scored bests come from PRE-SEASON DATA								
► H110	6	Ray STEWART	SR	13.48	5/6/11	20	1.72	21.72
► H400	44	Monte CORLEY	SO	51.64	5/6/11	0.15	0.00	0.15
► HJ	22	Brian CARMICHAEL	SR	2.17m 7-1½	5/6/11	2	0.31	2.31
Team Total								41.32

42



George Mason

Colonial Athletic Association

▼ 2

Event	Scrd As	Athlete	Yr	Scored Mark	Date	Pl. Pts.	Bonus	TOTAL
Scored bests come from PRE-SEASON DATA								
► 100m	35	Rachauann RUFFIN	SR	10.32w	5/6/11	0.45	0.05	0.50
► 400m	20	David VERBURG	JR	46.09	5/13/11	3	0.43	3.43
► 800m	53	Tyler GOLDEN	SR	1:49.14	5/6/11		0.06	0.06
► 4x100	42			40.21	5/28/11	0.2	0.00	0.20
► 4x400	10			3:04.77	5/13/11	12	1.00	13.00
► LJ	38	LaVell HANDY	SR	7.58mw 24-10½	5/6/11	0.3	0.08	0.38
► TJ	5	LaVell HANDY	SR	16.25m 53-3¾	5/13/11	22	1.75	23.75
Team Total								41.31

43



Minnesota

Big Ten Conference

▼ 4

Event	Scrd As	Athlete	Yr	Scored Mark	Date	Pl. Pts.	Bonus	TOTAL
Scored bests come from CURRENT season								
► 800m	26	David PACHUTA	SR	1:48.45	4/6/12	0.9	0.27	1.17
► SP	47	Trey DAVIS	SR	17.68m 58-¾	3/15/12	0.075	0.00	0.08
► DISC	27	Dominique HOWARD	FR	55.34m 181-6	3/28/12	0.85	0.08	0.93
► DISC	49	Trey DAVIS	SR	54.01m 177-2	3/15/12	0.025	0.00	0.03
Scored bests come from PRE-SEASON DATA								
► 800m	8	Harun ABDA	JR	1:46.81	5/28/11	16	1.09	17.09
► 800m	34	Nick HUTTON	JR	1:48.73	5/13/11	0.5	0.18	0.68
► 5000m	30	Hassan MEAD	SR	13:45.68	4/14/11	0.7	0.24	0.94
► 10k	23	Hassan MEAD	SR	29:04.79	5/13/11	1.5	0.34	1.84
► 10k	46	Pieter GAGNON	JR	29:24.11	4/14/11	0.1	0.02	0.12
► 4x400	23			3:06.83	6/11/11	1.5	0.36	1.86
► TJ	30	Oladipo FAGBEMI	JR	15.61mw 51-2¾	5/13/11	0.7	0.19	0.89
► DISC	35	Micah HEGERLE	JR	54.90m 180-1	5/6/11	0.45	0.00	0.45
► HT	13	Micah HEGERLE	JR	64.85m 212-9	3/18/11	8	0.65	8.65
► HT	19	Quentin MEGE	JR	63.31m 207-8	5/13/11	3.5	0.27	3.77
► DEC	28	Jack SZMANDA	JR	7,286	4/13/11	0.8	0.02	0.82
Team Total								39.31

44



Washington

Pacific-12 Conference

unch

Event	Scrd As	Athlete	Yr	Scored Mark	Date	Pl. Pts.	Bonus	TOTAL
Scored bests come from CURRENT season								
► HJ	48	AJ MARICICH	SO	2.14m 7-¾	3/23/12	0.05	0.02	0.07
► PV	23	JJ JULIFS	FR	5.30m 17-4½	4/7/12	1.5	0.29	1.79
► JAV	43	Quinn HALE	FR	67.66m 221-11	4/7/12	0.175	0.00	0.17
Scored bests come from PRE-SEASON DATA								
► 100m	33	James ALAKA	JR	10.29	5/6/11	0.55	0.16	0.71
► 200m	45	James ALAKA	JR	20.85	5/6/11	0.125	0.11	0.23
► 400m	12	Maurice MCNEAL	SO	45.60	5/6/11	9	1.00	10.00
► 1500m	57	James CAMERON	JR	3:44.90	4/14/11		0.02	0.02
► 5000m	46	James CAMERON	SR	13:51.83	3/25/11	0.1	0.00	0.10
► 4x100	20			39.62	5/6/11	3	0.46	3.46
► TJ	36	Kasen COVINGTON	SO	15.54mw 51-0	4/22/11	0.4	0.06	0.46
► HT	33	Angus TAYLOR	SR	61.41m 201-5	5/6/11	0.55	0.00	0.55
► JAV	14	Joe ZIMMERMAN	JR	73.09m 239-9	4/29/11	7	0.59	7.59
► DEC	10	Jeremy TAIWO	SR	7,742	5/6/11	12	1.16	13.16
Team Total								38.31

"Scrd As", short for "Scored As", Standing used for place points portion of performance's score combining preseason data (when applied) to current season data

Numbers in BLACK are both the performer's actual NCAA rank AND "scored as" rank Numbers in RED indicate actual NCAA rank does not exist or is worse than "scored as" rank Numbers in BLUE indicate actual NCAA rank is better than "scored as" rank

USTFCCCA Non-Member

Non-Member Schools Will NOT be ranked, beginning Week 2



2012 Outdoor Track & Field, Week #2

Only those who score >0.01 pts are shown
D denotes multiple-event rule in affect

MEN

45



Louisiana-Lafayette

▲ 1

Sun Belt Conference

Event	Scrd As	Athlete	Yr	Scored Mark	Date	Pl. Pts.	Bonus	TOTAL
Scored bests come from CURRENT season								
PV	9	Chris ROY	SR	5.40m	17-8½	3/28/12	14	0.85 14.85
SP	6	Albert FORNETTE	JR	19.39m	63-7½	3/28/12	20	2.06 22.06
Scored bests come from PRE-SEASON DATA								
TJ	32	O'Daylon THIBEAUX	JR	15.60m	51-2¼	4/6/11	0.6	0.17 0.77
Team Total								37.68

46



Northern Arizona

▲ 1

Big Sky Conference

Event	Scrd As	Athlete	Yr	Scored Mark	Date	Pl. Pts.	Bonus	TOTAL
Scored bests come from CURRENT season								
HJ	29	Deante KEMPER	FR	2.15m	7-½	3/23/12	0.75	0.11 0.86
DISC	47	Karl GEHRKE	SR	54.10m	177-6	3/23/12	0.075	0.00 0.08
HT	22	Pascal TANG	SR	63.00m	206-8	4/5/12	2	0.20 2.20
Scored bests come from PRE-SEASON DATA								
1500m	13	Diego ESTRADA	SR	3:41.80		4/14/11	D 8	0.89 2.89
5000m	2	Diego ESTRADA	SR	13:26.94		5/1/11	28	2.37 30.37
Team Total								36.39

47



Illinois State

▲ 2

Missouri Valley Conference

Event	Scrd As	Athlete	Yr	Scored Mark	Date	Pl. Pts.	Bonus	TOTAL
Scored bests come from CURRENT season								
SP	31	Curtis JENSEN	JR	18.06m	59-3	3/29/12	0.65	0.01 0.66
Scored bests come from PRE-SEASON DATA								
HT	35	Akil MILLS	SO	61.22m	200-10	5/13/11	0.45	0.00 0.45
JAV	1	Tim GLOVER	JR	80.33m	263-6	6/11/11	30	4.60 34.60
Team Total								35.72

48



TCU

▼ 6

Mountain West Conference

Event	Scrd As	Athlete	Yr	Scored Mark	Date	Pl. Pts.	Bonus	TOTAL
Scored bests come from CURRENT season								
100m	9	Charles SILMON	JR	10.15w		3/28/12	14	1.08 15.08
LJ	40	Ramone BAILEY	FR	7.56m	24-9¼	4/7/12	0.25	0.02 0.27
SP	37	Sean TABOR	JR	17.92m	58-9½	3/15/12	0.35	0.00 0.35
DISC	32	Sean TABOR	JR	55.19m	181-1	3/24/12	0.6	0.02 0.62
Scored bests come from PRE-SEASON DATA								
200m	16	Charles SILMON	JR	20.60		4/16/11	5	0.63 5.63
200m	41	Mark BARNES	SR	20.82		5/11/11	0.225	0.16 0.38
800m	30	Jack OBRIEN	SR	1:48.56		4/16/11	0.7	0.23 0.93
4x100	14			39.38		4/6/11	7	0.77 7.77
4x400	50			3:09.19		3/18/11	0.01	0.00 0.01
TJ	18	Cameron PARKER	SR	15.78mw	51-9¼	4/6/11	4	0.48 4.48
Team Total								35.54

49



Washington State

▼ 1

Pacific-12 Conference

Event	Scrd As	Athlete	Yr	Scored Mark	Date	Pl. Pts.	Bonus	TOTAL
Scored bests come from CURRENT season								
1500m	39	Joe ABBOTT	SR	3:44.22		4/6/12	0.275	0.13 0.41
LJ	41	Stephan SCOTT-ELLIS	JR	7.55m	24-9¼	3/31/12	0.225	0.00 0.22
Scored bests come from PRE-SEASON DATA								
800m	9	Joe ABBOTT	SR	1:46.84		5/28/11	14	1.07 15.07
H400	24	J HOPKINS	SR	50.99		5/6/11	1	0.36 1.36
H400	39	Dana WELLS	JR	51.54		5/6/11	0.275	0.00 0.28
4x100	17			39.48		5/6/11	4.5	0.60 5.10
4x400	18			3:06.40		5/6/11	4	0.44 4.44
TJ	14	Stephan SCOTT-ELLIS	JR	15.90m	52-2	5/6/11	7	0.69 7.69
SP	41	Joe BARTLETT	SR	17.82m	58-5¼	5/6/11	0.225	0.00 0.22
DEC	47	Michael BOLLIGAR	JR	6,958		5/20/11	0.075	0.00 0.08
Team Total								34.87

"Scrd As", short for "Scored As", Standing used for place points portion of performance's score combining preseason data (when applied) to current season data

Numbers in BLACK are both the performance's actual NCAA rank AND "scored as" rank Numbers in RED indicate actual NCAA rank does not exist or is worse than "scored as" rank Numbers in BLUE indicate actual NCAA rank is better than "scored as" rank

USTFCCCA Non-Member

Non-Member Schools Will NOT be ranked, beginning Week 2



2012 Outdoor Track & Field, Week #2

Only those who score >0.01 pts are shown
D denotes multiple-event rule in affect

MEN

50



Western Kentucky

Sun Belt Conference

▲ 4

Event	Scrd As	Athlete	Yr	Scored Mark	Date	Pl. Pts.	Bonus	TOTAL
Scored bests come from CURRENT season								
800m	20	David MOKONE	SO	1:48.13	4/6/12	3	0.36	3.36
Scored bests come from PRE-SEASON DATA								
JAV	2	Ignacio GUERRA	SR	78.69m	258-2	4/1/11	28	3.41 31.41
Team Total								34.77

51



UC Irvine

Big West Conference

▼ 1

Event	Scrd As	Athlete	Yr	Scored Mark	Date	Pl. Pts.	Bonus	TOTAL
Scored bests come from CURRENT season								
H110	33	Jacob YOWELL	SR	13.91	3/23/12	0.55	0.02	0.57
Scored bests come from PRE-SEASON DATA								
400m	28	Charles JOCK	SR	46.30	4/30/11	0.8	0.29	1.09
800m	1	Charles JOCK	SR	1:44.75	6/11/11	30	2.87	32.87
Team Total								34.54

52



UC Santa Barbara

Big West Conference

▲ 10

Event	Scrd As	Athlete	Yr	Scored Mark	Date	Pl. Pts.	Bonus	TOTAL
Scored bests come from CURRENT season								
HJ	29	Mitchell HAAG	JR	2.15m	7-½	3/31/12	0.75	0.11 0.86
HT	47	Alex UMSTEAD	SR	60.02m	196-11	3/31/12	0.075	0.00 0.08
DEC	18	Derek MASTERSON	JR	7,558	4/2/12	4	0.70	4.70
DEC	35	Mikael POWERS	JR	7,138	4/2/12	0.45	0.00	0.45
Scored bests come from PRE-SEASON DATA								
800m	4	Ryan MARTIN	SR	1:45.34	5/13/11	24	2.32	26.32
Team Total								32.40

53



Akron

Mid-American Conference

▼ 2

Event	Scrd As	Athlete	Yr	Scored Mark	Date	Pl. Pts.	Bonus	TOTAL
Scored bests come from CURRENT season								
DEC	48	Bryan JONES	SO	6,953	3/28/12	0.05	0.00	0.05
Scored bests come from PRE-SEASON DATA								
800m	5	Willie BROWN	JR	1:45.91	6/11/11	22	1.79	23.79
H110	43	Tyshaun PEOPLES	SR	13.96w	4/23/11	0.175	0.00	0.17
LJ	18	Tyshaun PEOPLES	SR	7.69mw	25-2¾	5/12/11	4	0.40 4.40
DISC	43	Nicholas BANKE	JR	54.50m	178-9	5/28/11	0.175	0.00 0.17
HT	37	Eric HUBBARD	SR	61.07m	200-4	5/28/11	0.35	0.00 0.35
DEC	21	Bjorn JOHANSSON	SR	7,449	6/11/11	2.5	0.43	2.93
Team Total								31.87

54




UNCG

Southern Conference

▲ 10

Event	Scrd As	Athlete	Yr	Scored Mark	Date	Pl. Pts.	Bonus	TOTAL
Scored bests come from CURRENT season								
1500m	3	Paul CHELIMO	SO	3:40.25	3/30/12	26	1.65	27.65
5000m	7	Paul CHELIMO	SO	13:32.89	4/6/12	18	1.50	3.50
Team Total								31.15

55



Temple

Atlantic 10 Conference

unch

Event	Scrd As	Athlete	Yr	Scored Mark	Date	Pl. Pts.	Bonus	TOTAL
Scored bests come from CURRENT season								
5000m	38	Travis MAHONEY	SR	13:48.76	4/6/12	0.3	0.10	0.40
Scored bests come from PRE-SEASON DATA								
Steeple	2	Travis MAHONEY	SR	8:36.10	5/28/11	28	2.67	30.67
Team Total								31.07

"Scrd As", short for "Scored As", Standing used for place points portion of performance's score combining preseason data (when applied) to current season data

Numbers in BLACK are both the performance's actual NCAA rank AND "scored as" rank Numbers in RED indicate actual NCAA rank does not exist or is worse than "scored as" rank Numbers in BLUE indicate actual NCAA rank is better than "scored as" rank

USTFCCCA Non-Member

Non-Member Schools Will NOT be ranked, beginning Week 2



2012 Outdoor Track & Field, Week #2

Only those who score >0.01 pts are shown
D denotes multiple-event rule in affect

MEN

56



Colorado

Pacific-12 Conference

▼11

Event	Scrd As	Athlete	Yr	Scored Mark	Date	Pl. Pts.	Bonus	TOTAL
Scored bests come from CURRENT season								
▶ 10k	34	Christian THOMPSON	SR	29:13.59	4/6/12	0.5	0.19	0.69
▶ 10k	42	Martin MEDINA	JR	29:21.57	4/6/12	0.2	0.06	0.26
▶ HT	46	Alex KIZIRIAN	SO	60.03m 196-11	4/7/12	0.1	0.00	0.10
Scored bests come from PRE-SEASON DATA								
▶ 1500m	40	Richard MEDINA	SR	3:44.25	4/8/11	0.25	0.13	0.38
▶ 5000m	10	Joe BOSSHARD	JR	13:34.44	5/28/11	D 12	1.28	3.28
▶ 5000m	20	Andy WACKER	SR	13:41.49	5/1/11	3	0.44	3.44
▶ 5000m	26	Richard MEDINA	SR	13:44.34	4/14/11	0.9	0.30	1.20
▶ 10k	7	Joe BOSSHARD	JR	28:41.56	6/11/11	18	1.21	19.21
▶ 10k	32	Andy WACKER	SR	29:10.89	3/25/11	0.6	0.24	0.84
▶ 10k	36	Richard MEDINA	SR	29:14.91	3/25/11	0.4	0.17	0.57
▶ Steeple	31	Aric VANHALEN	SR	8:52.53	5/1/11	0.65	0.27	0.92
▶ JAV	46	Brian OWENS	JR	67.37m 221-0	4/8/11	0.1	0.00	0.10
Team Total								31.00

57



Iowa State

Big 12 Conference

▲14

Event	Scrd As	Athlete	Yr	Scored Mark	Date	Pl. Pts.	Bonus	TOTAL
Scored bests come from CURRENT season								
▶ 100m	46	Ian WARNER	JR	10.37	4/5/12	0.1	0.00	0.10
▶ 5000m	15	Rico LOY	JR	13:40.03	4/6/12	6	0.58	6.58
▶ 10k	27	Martin COOLIDGE	SO	29:08.87	4/6/12	0.85	0.27	1.12
Scored bests come from PRE-SEASON DATA								
▶ 800m	6	Edward KEMBOI	SO	1:46.06	6/11/11	20	1.65	21.65
▶ TJ	25	Akeem HOLMES	SR	15.64m 51-3½	5/28/11	0.95	0.24	1.19
Team Total								30.63

58



Long Beach State

Big West Conference

unch

Event	Scrd As	Athlete	Yr	Scored Mark	Date	Pl. Pts.	Bonus	TOTAL
Scored bests come from CURRENT season								
▶ H400	37	Christopher LAWSON	SR	51.51	3/31/12	0.35	0.00	0.35
▶ SP	39	Jacob WEINTRAUB	JR	17.86m 58-7¼	3/31/12	0.275	0.00	0.28
▶ JAV	21	Benjamin WOODRUFF	SR	71.88m 235-10	3/31/12	2.5	0.29	2.79
Scored bests come from PRE-SEASON DATA								
▶ PV	4	Tyler WALLACE	SR	5.50m 18-½	5/13/11	24	1.94	25.94
Team Total								29.35

59



Notre Dame

BIG EAST Conference

▲10

Event	Scrd As	Athlete	Yr	Scored Mark	Date	Pl. Pts.	Bonus	TOTAL
Scored bests come from CURRENT season								
▶ 400m	29	Christopher GIESTING	FR	46.32	4/6/12	0.75	0.28	1.03
▶ 10k	44	Martin GRADY	SO	29:21.87	4/6/12	0.15	0.06	0.21
▶ 4x400	31	Dougherty, Feeney, Lorenz, Giesting		3:07.51	3/22/12	0.65	0.23	0.88
▶ PV	14	Kevin SCHIPPER	SR	5.35m 17-6¼	4/6/12	7	0.55	7.55
Scored bests come from PRE-SEASON DATA								
▶ 1500m	7	Jeremy RAE	JR	3:41.11	4/14/11	18	1.22	19.22
▶ 1500m	55	Johnathan SHAWEL	SR	3:44.82	6/11/11		0.03	0.03
Team Total								28.93

60



Penn

Ivy League

▲1

Event	Scrd As	Athlete	Yr	Scored Mark	Date	Pl. Pts.	Bonus	TOTAL
Scored bests come from PRE-SEASON DATA								
▶ HJ	3	Maalik REYNOLDS	SO	2.28m 7-5¼	5/7/11	26	2.30	28.30
Team Total								28.30

"Scrd As", short for "Scored As", Standing used for place points portion of performance's score combining preseason data (when applied) to current season data

Numbers in BLACK are both the performance's actual NCAA rank AND "scored as" rank Numbers in RED indicate actual NCAA rank does not exist or is worse than "scored as" rank Numbers in BLUE indicate actual NCAA rank is better than "scored as" rank

USTFCCCA Non-Member

Non-Member Schools Will NOT be ranked, beginning Week 2



2012 Outdoor Track & Field, Week #2

Only those who score >0.01 pts are shown
D denotes multiple-event rule in affect

MEN

61



USF

BIG EAST Conference

▼ 2

Event	Scrd As	Athlete	Yr	Scored Mark	Date	Pl. Pts.	Bonus	TOTAL	
Scored bests come from CURRENT season									
▶ 400m	55	Pascal ORELUS	JR	46.74	3/15/12		0.01	0.01	
Scored bests come from PRE-SEASON DATA									
▶ H400	5	David ARISTIL	SR	49.94	6/11/11	22	1.73	23.73	
▶ DISC	18	Jared THOMAS	SR	56.46m	185-3	5/6/11	4	0.50	4.50
Team Total								28.24	

62



Indiana State

Missouri Valley Conference

▲ 11

Event	Scrd As	Athlete	Yr	Scored Mark		Date	Pl. Pts.	Bonus	TOTAL
Scored bests come from CURRENT season									
▶ HT	9	Brandon POUNDS	JR	65.34m	214-4	4/6/12	14	0.77	14.77
Scored bests come from PRE-SEASON DATA									
▶ H110	36	Greggmar SWIFT	SO	13.93		5/28/11	0.4	0.00	0.40
▶ HJ	10	Major CLAY	SR	2.22m	7-3½	4/23/11	12	0.92	12.92
Team Total								28.10	

63



Michigan

Big Ten Conference

▼ 7

Event	Scrd As	Athlete	Yr	Scored Mark		Date	Pl. Pts.	Bonus	TOTAL
Scored bests come from CURRENT season									
▶ 5000m	47	Craig FORYS	SR	13:52.14		4/5/12	0.075	0.00	0.08
▶ HT	34	Ethan DENNIS	SO	61.33m	201-2	4/5/12	0.5	0.00	0.50
Scored bests come from PRE-SEASON DATA									
▶ H400	20	Ali ARASTU	SO	50.90		5/28/11	3	0.43	3.43
▶ Steeple	8	Craig FORYS	SR	8:41.59		6/11/11	16	1.45	17.45
▶ 4x400	27			3:07.00		5/28/11	0.85	0.33	1.18
▶ HJ	48	Bradley JAMES	SO	2.14m	7-¾	5/28/11	0.05	0.02	0.07
▶ PV	44	Austin DEWILDT	JR	5.20m	17-¾	5/6/11	0.15	0.00	0.15
▶ SP	18	Cody RIFFLE	SO	18.40m	60-4½	4/7/11	4	0.42	4.42
▶ DISC	37	Cody RIFFLE	SO	54.71m	179-6	4/17/11	0.35	0.00	0.35
▶ DEC	49	Kurt REICHENBACH	JR	6,936		5/13/11	0.025	0.00	0.03
Team Total									27.64

64



Air Force

Mountain West Conference

▲ 1

Event	Scrd As	Athlete	Yr	Scored Mark		Date	Pl. Pts.	Bonus	TOTAL
Scored bests come from CURRENT season									
▶ 5000m	48	Jim WALMSLEY	SR	13:52.87		4/6/12	0.05	0.00	0.05
▶ PV	4	Cale SIMMONS	JR	5.50m	18-½	3/28/12	24	1.94	25.94
Scored bests come from PRE-SEASON DATA									
▶ H400	31	Bryce BERGMAN	SR	51.36		5/11/11	0.65	0.10	0.75
▶ DISC	41	James COLE	SR	54.56m	179-0	5/28/11	0.225	0.00	0.22
▶ DEC	44	Michael TIBBS	JR	7,017		5/11/11	0.15	0.00	0.15
Team Total									27.11

65




Eastern Illinois

Ohio Valley Conference

▼ 12

Event	Scrd As	Athlete	Yr	Scored Mark	Date	Pl. Pts.	Bonus	TOTAL
Scored bests come from PRE-SEASON DATA								
▶ 100m	9	Zye BOEY	SR	10.15w	3/31/11	14	1.08	15.08
▶ 200m	21	Zye BOEY	SR	20.66	3/31/11	2.5	0.44	2.94
▶ PV	13	Michael VIKEN	SO	5.38m	17-7% 4/9/11	8	0.72	8.72
Team Total								26.74

66



Houston

Conference USA

▼ 3

Event	Scrd As	Athlete	Yr	Scored Mark		Date	Pl. Pts.	Bonus	TOTAL
Scored bests come from CURRENT season									
▶ 200m	36	Errol NOLAN	JR	20.79		3/22/12	0.4	0.20	0.60
▶ 4x400	38	Nolan, Furlough, Boyd, Kelley		3:08.21		3/28/12	0.3	0.10	0.40
▶ LJ	30	Thomas LANG	SR	7.61m	24-11½	3/22/12	0.7	0.17	0.87
▶ TJ	40	John HORTON	FR	15.47m	50-9¾	3/28/12	0.25	0.00	0.25
Scored bests come from PRE-SEASON DATA									
▶ 400m	6	Errol NOLAN	JR	45.30		6/11/11	20	1.53	21.53
▶ 400m	24	Kelvin FURLOUGH	SR	46.29		4/14/11	1	0.30	1.30
▶ Steeple	29	Wesley RUTTOH	SR	8:51.99		4/14/11	0.75	0.31	1.06
▶ TJ	34	Thomas LANG	SR	15.55m	51-¾	5/12/11	0.5	0.08	0.58
Team Total									26.60

"Scrd As", short for "Scored As", Standing used for place points portion of performance's score combining preseason data (when applied) to current season data

Numbers in BLACK are both the performance's actual NCAA rank AND "scored as" rank Numbers in RED indicate actual NCAA rank does not exist or is worse than "scored as" rank Numbers in BLUE indicate actual NCAA rank is better than "scored as" rank

USTFCCCA Non-Member

Non-Member Schools Will NOT be ranked, beginning Week 2



2012 Outdoor Track & Field, Week #2

Only those who score >0.01 pts are shown
D denotes multiple-event rule in affect

MEN

67



Cincinnati

BIG EAST Conference

▼ 1

Event	Scrd As	Athlete	Yr	Scored Mark	Date	Pl. Pts.	Bonus	TOTAL
Scored bests come from CURRENT season								
DISC	38	Chris LITTLETON	SR	54.66m	179-4	4/6/12	0.3	0.00 0.30
DISC	48	Jake HASEMAN	SR	54.08m	177-5	4/6/12	0.05	0.00 0.05
JAV	42	Brian ZIMMERMAN	SR	67.72m	222-2	3/30/12	0.2	0.00 0.20
Scored bests come from PRE-SEASON DATA								
5000m	29	Eric FINAN	SR	13:44.91	6/11/11	0.75	0.28	1.03
H110	5	Terence SOMERVILLE	SR	13.44	5/6/11	22	2.03	24.03
Team Total								25.61

70



Missouri

Big 12 Conference

▲ 22

Event	Scrd As	Athlete	Yr	Scored Mark	Date	Pl. Pts.	Bonus	TOTAL
Scored bests come from CURRENT season								
800m	12	Ricky WEST	JR	1:47.30	4/7/12	9	0.79	9.79
800m	19	Blake IRWIN	JR	1:48.07	4/7/12	3.5	0.38	3.88
LJ	12	Malcom PENNIX	JR	7.75mw	25-5½	3/28/12	9	0.58 9.58
Scored bests come from PRE-SEASON DATA								
100m	46	Tre CHAMBERS	SO	10.37w	4/8/11	0.1	0.00	0.10
SP	42	Brooks MOSIER	JR	17.81m	58-5½	4/28/11	0.2	0.00 0.20
Team Total								23.56

68



Virginia

Atlantic Coast Conference

▼ 11

Event	Scrd As	Athlete	Yr	Scored Mark	Date	Pl. Pts.	Bonus	TOTAL
Scored bests come from CURRENT season								
800m	37	Lance ROLLER	SR	1:48.78	3/24/12	0.35	0.17	0.52
5000m	36	Sean KEVEREN	JR	13:48.34	4/5/12	0.4	0.12	0.52
SP	9	Nick VENA	FR	19.07m	62-6½	3/30/12	14	1.32 15.32
HT	27	Vincenzo CHIARIELLO	SR	62.06m	203-7	4/6/12	0.85	0.00 0.85
Scored bests come from PRE-SEASON DATA								
800m	49	Anthony KOSTELAC	SO	1:49.02	4/21/11	0.025	0.10	0.12
1500m	47	Brett JOHNSON	JR	3:44.44	4/9/11	0.075	0.10	0.17
5000m	31	Mark AMIRAULT	SR	13:45.69	3/25/11	0.65	0.24	0.89
TJ	24	Marcus ROBINSON	SR	15.66m	51-4½	4/24/10	1	0.27 1.27
JAV	16	Andy FAHRINGER	SR	73.02m	239-7	3/25/11	5	0.58 5.58
Team Total								25.24

71



Norfolk State

Mid-Eastern Athletic Conference

▼ 3

Event	Scrd As	Athlete	Yr	Scored Mark	Date	Pl. Pts.	Bonus	TOTAL
Scored bests come from CURRENT season								
200m	35	James TAYLOR	FR	20.78w	4/6/12	0.45	0.22	0.67
4x400	24	Nkrumah, Taylor, Smith, Holston		3:06.87	4/6/12	1	0.35	1.35
Scored bests come from PRE-SEASON DATA								
200m	26	Marquis HOLSTON	JR	20.73	5/5/11	0.9	0.30	1.20
400m	18	Marquis HOLSTON	JR	46.00	5/5/11	4	0.49	4.49
H110	12	Aramis MASSENBURG	SR	13.63w	5/5/11	9	0.85	9.85
H110	18	Keith NKURUMAH	JR	13.72w	5/5/11	4	0.50	4.50
4x100	39			40.19	5/5/11	0.275	0.00	0.28
HJ	29	John JAMES	JR	2.15m	7-½	5/5/11	0.75	0.11 0.86
LJ	42	Rashad CANNON	SR	7.54mw	24-9	5/5/11	0.2	0.00 0.20
Team Total								23.40

69



Tulsa

Conference USA

▼ 9

Event	Scrd As	Athlete	Yr	Scored Mark	Date	Pl. Pts.	Bonus	TOTAL
Scored bests come from PRE-SEASON DATA								
800m	48	Chris O'HARE	JR	1:49.01	5/6/11	0.05	0.10	0.15
1500m	6	Chris O'HARE	JR	3:41.08	4/27/11	20	1.24	21.24
Steeple	20	Carl STONES	SR	8:50.12	4/14/11	3	0.44	3.44
Team Total								24.83

72



Central Michigan

Mid-American Conference

▼ 2

Event	Scrd As	Athlete	Yr	Scored Mark	Date	Pl. Pts.	Bonus	TOTAL
Scored bests come from CURRENT season								
HT	26	Ryan MCCULLOUGH	SR	62.23m	204-2	3/23/12	0.9	0.01 0.91
Scored bests come from PRE-SEASON DATA								
DISC	6	Alex ROSE	JR	58.70m	192-7	4/9/11	20	1.74 21.74
Team Total								22.65

"Scrd As", short for "Scored As", Standing used for place points portion of performance's score combining preseason data (when applied) to current season data

Numbers in BLACK are both the performance's actual NCAA rank AND "scored as" rank Numbers in RED indicate actual NCAA rank does not exist or is worse than "scored as" rank Numbers in BLUE indicate actual NCAA rank is better than "scored as" rank

USTFCCCA Non-Member

Non-Member Schools Will NOT be ranked, beginning Week 2



2012 Outdoor Track & Field, Week #2

Only those who score >0.01 pts are shown
D denotes multiple-event rule in affect

MEN

73



Stephen F. Austin

Southland Conference

▼ 6

Event	Scrd As	Athlete	Yr	Scored Mark	Date	Pl. Pts.	Bonus	TOTAL
-------	---------	---------	----	-------------	------	----------	-------	-------

Scored bests come from CURRENT season

▶ 400m	38	Cass BROWN	SO	46.51	3/22/12	0.3	0.16	0.46
▶ 4x400	26	Hawkins, Crowder, McQuinney, Brown		3:06.96	3/22/12	0.9	0.33	1.23

Scored bests come from PRE-SEASON DATA

Record sets come from THE PERSON DATA									
▶ H110	10	Nick MCCLOUD	SR	13.61w		4/6/11	12	0.95	12.95
▶ 4x100	46			40.30		4/2/11	0.1	0.00	0.10
▶ SP	19	Jon ARTHUR	SR	18.36m	60-3	4/6/11	3.5	0.37	3.87
▶ DISC	19	Clint HARRIS	SO	56.30m	184-8	4/6/11	3.5	0.44	3.94

Team Total 22.55

74



North Texas

Sun Belt Conference

▲ 17

Event	Scrd As	Athlete	Yr	Scored Mark	Date	Pl. Pts.	Bonus	TOTAL
-------	---------	---------	----	-------------	------	----------	-------	-------

Scored bests come from CURRENT season

▶ H400	6	Steven WHITE	JR	50.07	4/7/12	20	1.54	21.54
--------	---	--------------	----	-------	--------	----	------	-------

Scored bests come from PRE-SEASON DATA

▶ 4x400	49			3:09.17		4/6/11	0.025	0.00	0.03
▶ LJ	30	Terrance WILLIAMS	SO	7.61mw	24-11%	4/6/11	0.7	0.17	0.87

Team Total 22.43

75



South Carolina

Southeastern Conference

▲ 2

Event	Scrd As	Athlete	Yr	Scored Mark	Date	Pl. Pts.	Bonus	TOTAL
-------	---------	---------	----	-------------	------	----------	-------	-------

Scored bests come from CURRENT season

▶ 100m	41	Chris ROYSTER	SO	10.35		3/15/12	0.225	0.00	0.22
▶ PV	14	Marvin REITZE	SR	5.35m	17-6%	4/4/12	7	0.55	7.55
▶ PV	44	Matt SHULER	SR	5.20m	17-¾	4/4/12	0.15	0.00	0.15
▶ LJ	46	Jarrod HUTCHEN	JR	7.53m	24-8%	3/23/12	0.1	0.00	0.10
▶ JAV	38	Joshua SUTTMEIER	FR	68.64m	225-2	3/23/12	0.3	0.00	0.30

Scored bests come from PRE-SEASON DATA

▶ 200m	58	Chris MAXWELL	JR	20.90w	5/11/11		0.03	0.03	
▶ 400m	47	Clayton GRAVESANDE	SO	46.60	4/15/11	0.075	0.10	0.18	
▶ 4x100	18			39.49	5/11/11	4	0.59	4.59	
▶ 4x400	14			3:05.85	5/28/11	7	0.59	7.59	
▶ HJ	29	David WILKINS	JR	2.15m	7-¾	5/11/11	0.75	0.11	0.86

Team Total 21.57

76



Miami (Fla.)

Atlantic Coast Conference

▼ 1

Event	Scrd As	Athlete	Yr	Scored Mark	Date	Pl. Pts.	Bonus	TOTAL
-------	---------	---------	----	-------------	------	----------	-------	-------

Scored bests come from CURRENT season

▶ H110	7	Devon HILL	SR	13.51	3/31/12	18	1.48	19.48
--------	---	------------	----	-------	---------	----	------	-------

Team Total 19.48

77



Manhattan

Metro Atlantic Athletic Conference

▲ 11

Event	Scrd As	Athlete	Yr	Scored Mark	Date	Pl. Pts.	Bonus	TOTAL
-------	---------	---------	----	-------------	------	----------	-------	-------

Scored bests come from CURRENT season

▶ LJ	26	Albert JOHNSON	SR	7.62m	25-0	3/16/12	0.9	0.20	1.10
▶ HT	8	Anastas PAPAJOV	FR	66.08m	216-9	4/6/12	16	1.11	17.11

Scored bests come from PRE-SEASON DATA

▶ DISC	31	Colin QUIRKE	SR	55.25m	181-3	5/28/11	0.65	0.05	0.70
--------	----	--------------	----	--------	-------	---------	------	------	------

Team Total 18.90

78



Georgia Tech

Atlantic Coast Conference

▲ 1

Event	Scrd As	Athlete	Yr	Scored Mark	Date	Pl. Pts.	Bonus	TOTAL
-------	---------	---------	----	-------------	------	----------	-------	-------

Scored bests come from CURRENT season


▶ 10k	45	D.J. MCMILLAN	SR	29:22.45		4/6/12	0.125	0.05	0.17
▶ PV	8	Nikita KIRILLOV	FR	5.45m	17-10%	3/30/12	16	1.38	17.38
▶ PV	44	Aaron UNTERBERGER	JR	5.20m	17-¾	3/23/12	0.15	0.00	0.15

Scored bests come from PRE-SEASON DATA

▶ 400m	51	Antonio MCKAY	SR	46.67	5/13/11		0.06	0.06
--------	----	---------------	----	-------	---------	--	------	------

Team Total 17.76

79



Southern Illinois

Missouri Valley Conference

▼ 7

Event	Scrd As	Athlete	Yr	Scored Mark	Date	Pl. Pts.	Bonus	TOTAL
-------	---------	---------	----	-------------	------	----------	-------	-------

Scored bests come from CURRENT season

▶ PV	14	Cody DOERFLEIN	SR	5.35m	17-6%	3/31/12	7	0.55	7.55
------	----	----------------	----	-------	-------	---------	---	------	------

Scored bests come from PRE-SEASON DATA

▶ 10k	43	Daniel DUNBAR	SR	29:21.83		4/14/11	0.175	0.06	0.23
▶ HT	12	J.C. LAMBERT	SR	64.86m	212-9	3/25/11	9	0.66	9.66

Team Total 17.44

"Scrd As", short for "Scored As", Standing used for place points portion of performance's score combining preseason data (when applied) to current season data

Numbers in BLACK are both the performance's actual NCAA rank AND "scored as" rank Numbers in RED indicate actual NCAA rank does not exist or is worse than "scored as" rank Numbers in BLUE indicate actual NCAA rank is better than "scored as" rank

USTFCCCA Non-Member

Non-Member Schools Will NOT be ranked, beginning Week 2




2012 Outdoor Track & Field, Week #2

Only those who score >0.01 pts are shown
D denotes multiple-event rule in affect

MEN

80



UMES

Mid-Eastern Athletic Conference

▼ 4

Event	Scrd As	Athlete	Yr	Scored Mark	Date	Pl. Pts.	Bonus	TOTAL
Scored bests come from PRE-SEASON DATA								
H110	32	Akeem SMITH	SR	13.90	5/28/11	0.6	0.05	0.65
H400	9	Andre WALSH	JR	50.38	5/5/11	14	1.09	15.09
4x100	29			39.93	5/5/11	0.75	0.20	0.95
Team Total								16.69

81



Jackson State

Southwestern Athletic Conference

▲ 22

Event	Scrd As	Athlete	Yr	Scored Mark	Date	Pl. Pts.	Bonus	TOTAL
Scored bests come from CURRENT season								
100m	26	Brent LEE	JR	10.25w	4/6/12	0.9	0.30	1.20
200m	9	Anaso JOBODWANA	FR	20.48w	4/6/12	14	1.19	15.19
Scored bests come from PRE-SEASON DATA								
4x400	41			3:08.49	4/23/11	0.225	0.05	0.27
Team Total								16.67

82



DePaul

BIG EAST Conference

▲ 11

Event	Scrd As	Athlete	Yr	Scored Mark	Date	Pl. Pts.	Bonus	TOTAL
Scored bests come from CURRENT season								
DISC	15	Tim NEDOW	SR	56.66m 185-10	4/6/12	6	0.57	6.57
Scored bests come from PRE-SEASON DATA								
SP	12	Tim NEDOW	SR	18.84m 61-9%	5/13/11	9	0.94	9.94
Team Total								16.51

83



Prairie View A&M

Southwestern Athletic Conference

▼ 9

Event	Scrd As	Athlete	Yr	Scored Mark	Date	Pl. Pts.	Bonus	TOTAL
Scored bests come from CURRENT season								
H400	38	William DONELSON	SR	51.52	3/16/12	0.3	0.00	0.30
TJ	9	Preston WOODARD	SO	16.13mw 52-11	3/16/12	14	1.26	15.26
Scored bests come from PRE-SEASON DATA								
HJ	48	Pierre SHEPHERD	SO	2.14m 7-¼	4/23/11	0.05	0.02	0.07
Team Total								15.63

84



Appalachian State

Southern Conference

▼ 6

Event	Scrd As	Athlete	Yr	Scored Mark	Date	Pl. Pts.	Bonus	TOTAL
Scored bests come from CURRENT season								
HJ	10	Darius PURCELL	SR	2.22m 7-3¼	3/16/12	12	0.92	12.92
Scored bests come from PRE-SEASON DATA								
100m	38	Dennis MOORE	SR	10.34w	4/22/11	0.3	0.00	0.30
200m	26	Dennis MOORE	SR	20.73w	5/13/11	0.9	0.30	1.20
Steeple	44	Sean SODERMAN	SR	8:56.82	4/22/11	0.15	0.00	0.15
4x100	37			40.14	4/9/11	0.35	0.03	0.38
Team Total								14.96

85



Morgan State

Mid-Eastern Athletic Conference

▼ 4

Event	Scrd As	Athlete	Yr	Scored Mark	Date	Pl. Pts.	Bonus	TOTAL
Scored bests come from PRE-SEASON DATA								
200m	21	Calvin DASCENT	SR	20.66	5/5/11	2.5	0.44	2.94
400m	32	Calvin DASCENT	SR	46.38	5/5/11	0.6	0.24	0.84
H400	12	Trey CHARLES	SR	50.54	5/13/11	9	0.86	9.86
4x400	48			3:08.97	4/1/11	0.05	0.00	0.05
Team Total								13.69

86



Troy

Sun Belt Conference

▼ 2

Event	Scrd As	Athlete	Yr	Scored Mark	Date	Pl. Pts.	Bonus	TOTAL
Scored bests come from CURRENT season								
HT	37	Nicolo BOLLA	JR	61.07m 200-4	4/6/12	0.35	0.00	0.35
JAV	10	Martins PILDAVS	SR	73.73m 241-10	3/15/12	12	0.76	12.76
Scored bests come from PRE-SEASON DATA								
4x100	49			40.36	3/11/11	0.025	0.00	0.03
TJ	41	Calvin IRONS	SR	15.45m 50-8¼	5/13/11	0.225	0.00	0.22
Team Total								13.36

"Scrd As", short for "Scored As", Standing used for place points portion of performance's score combining preseason data (when applied) to current season data

Numbers in BLACK are both the performance's actual NCAA rank AND "scored as" rank Numbers in RED indicate actual NCAA rank does not exist or is worse than "scored as" rank Numbers in BLUE indicate actual NCAA rank is better than "scored as" rank

USTFCCCA Non-Member

Non-Member Schools Will NOT be ranked, beginning Week 2



2012 Outdoor Track & Field, Week #2

Only those who score >0.01 pts are shown
D denotes multiple-event rule in affect

MEN

87



North Carolina

Atlantic Coast Conference

▼ 7

Event	Scrd As	Athlete	Yr	Scored Mark	Date	Pl. Pts.	Bonus	TOTAL	
Scored bests come from CURRENT season									
▶ 800m	54	O'Neal WANLISS	FR	1:49.17	4/6/12		0.05	0.05	
▶ H400	40	Javonte LIPSEY	FR	51.55	3/30/12	0.25	0.00	0.25	
▶ H400	43	Reynaldo RADLIN	JR	51.60	4/6/12	0.175	0.00	0.17	
Scored bests come from PRE-SEASON DATA									
▶ 400m	15	Clayton PARROS	JR	45.78	5/28/11	6	0.76	6.76	
▶ 1500m	19	Isaac PRESSON	SO	3:42.59	4/1/11	3.5	0.52	4.02	
▶ 4x400	29			3:07.34	5/28/11	0.75	0.26	1.01	
▶ HJ	29	Dylan MOORE	JR	2.15m	7-½	5/14/11	0.75	0.11	0.86
Team Total								13.14	

88



ULM

Sun Belt Conference

▼ 3

Event	Scrd As	Athlete	Yr	Scored Mark		Date	Pl. Pts.	Bonus	TOTAL
Scored bests come from CURRENT season									
▶ 10k	31	Daniel MUTAI	JR	29:10.20		4/6/12	0.65	0.25	0.90
Scored bests come from PRE-SEASON DATA									
▶ TJ	45	Josh HOWARD	SR	15.41m	50-6%	5/13/11	0.125	0.00	0.13
▶ JAV	11	Richard MCKAY	SR	73.68m	241-8	3/18/11	10	0.74	10.74
Team Total									11.77

89



Brown

Ivy League

▲ 92

Event	Scrd As	Athlete	Yr	Scored Mark	Date	Pl. Pts.	Bonus	TOTAL	
Scored bests come from CURRENT season									
▶ 5000m	11	Dan LOWRY	SR	13:34.49	4/6/12	10	1.27	11.27	
Scored bests come from PRE-SEASON DATA									
▶ JAV	43	Nick KEELING	SO	67.66m	221-11	4/2/11	0.175	0.00	0.17
Team Total								11.45	

90



Michigan State

Big Ten Conference

▼ 7

Event	Scrd As	Athlete	Yr	Scored Mark		Date	Pl. Pts.	Bonus	TOTAL
Scored bests come from CURRENT season									
▶ SP	16	Zack HILL	SO	18.48m	60-7%	3/30/12	5	0.51	5.51
Scored bests come from PRE-SEASON DATA									
▶ Steeple	33	Aaron SIMONEAU	SR	8:52.82		5/28/11	0.55	0.25	0.80
▶ PV	44	Codi MATTIX	JR	5.20m	17-¾	5/28/11	0.15	0.00	0.15
▶ PV	44	Logan LYNCH	SR	5.20m	17-¾	4/24/09	0.15	0.00	0.15
▶ DISC	22	Lonnie PUGH	JR	55.74m	182-10	5/28/11	2	0.23	2.23
▶ HT	23	Lonnie PUGH	JR	62.82m	206-1	5/13/11	1.5	0.15	1.65
▶ DEC	30	Cliff MILLER	SR	7,202		4/27/11	0.7	0.00	0.70
Team Total									11.20

91



Wichita State

Missouri Valley Conference

▼ 1

Event	Scrd As	Athlete	Yr	Scored Mark		Date	Pl. Pts.	Bonus	TOTAL
Scored bests come from CURRENT season									
► Steeple	27	Tomas COTTER	JR	8:51.88		4/6/12	0.85	0.32	1.17
► DEC	33	Austin BAHNER	SO	7,188		3/22/12	0.55	0.00	0.55
Scored bests come from PRE-SEASON DATA									
► H110	17	Lawson MONTGOMERY	SR	13.70w		5/6/11	4.5	0.55	5.05
► H110	21	Todd MCKOWN	SR	13.76w		5/6/11	2.5	0.40	2.90
► HJ	24	Brandon CHILDS	JR	2.16m	7-1	4/29/11	1	0.21	1.21
► JAV	39	Brett TRUDO	SR	68.47m	224-7	5/28/11	0.275	0.00	0.28
Team Total									11.16

92



Texas State

Southland Conference

▲ 32

Event	Scrd As	Athlete	Yr	Scored Mark	Date	Pl. Pts.	Bonus	TOTAL	
Scored bests come from CURRENT season									
▶ 200m	13	James JOHNSON	SO	20.57w	4/6/12	8	0.76	8.76	
▶ 4x100	38	Young, Johnson, Murray, Thomas		40.15	4/6/12	0.3	0.03	0.33	
▶ PV	23	Logan CUNNINGHAM	JR	5.30m	17-4¾	4/6/12	1.5	0.29	1.79
Team Total								10.87	

"Scrd As", short for "Scored As", Standing used for place points portion of performance's score combining preseason data (when applied) to current season data

Numbers in BLACK are both the performance's actual NCAA rank AND "scored as" rank Numbers in RED indicate actual NCAA rank does not exist or is worse than "scored as" rank Numbers in BLUE indicate actual NCAA rank is better than "scored as" rank

USTFCCCA Non-Member

Non-Member Schools Will NOT be ranked, beginning Week 2



2012 Outdoor Track & Field, Week #2

Only those who score >0.01 pts are shown
D denotes multiple-event rule in affect

MEN

93



Providence

BIG EAST Conference

▼11

Event	Scrd As	Athlete	Yr	Scored Mark	Date	Pl. Pts.	Bonus	TOTAL
Scored bests come from PRE-SEASON DATA								
▶ 1500m	12	Julian MATTHEWS	SR	3:41.72	4/14/11	9	0.93	9.93
▶ 1500m	32	David MCCARTHY	SR	3:43.66	5/1/11	0.6	0.22	0.82
Team Total								10.75

94



UTSA

Southland Conference

▼5

Event	Scrd As	Athlete	Yr	Scored Mark		Date	Pl. Pts.	Bonus	TOTAL
Scored bests come from CURRENT season									
▶ H400	30	Keyunta HAYES	SO	51.17		3/28/12	0.7	0.24	0.94
▶ 4x400	45	Wyrick, Hall, Hayes, Pailin		3:08.81		4/6/12	0.125	0.00	0.13
▶ LJ	30	Tyler WILLIAMSON	JR	7.61mw	24-11%	3/28/12	0.7	0.17	0.87
▶ DISC	33	Richard GARRETT	JR	55.18m	181-0	3/28/12	0.55	0.02	0.57
Scored bests come from PRE-SEASON DATA									
▶ H110	30	Keyunta HAYES	SO	13.88		4/1/11	0.7	0.10	0.80
▶ H400	46	Darryl WYRICK	JR	51.66		5/28/11	0.1	0.00	0.10
▶ HJ	19	Keith BENFORD	JR	2.18m	7-1%	3/25/11	3.5	0.41	3.91
▶ SP	21	Richard GARRETT	JR	18.30m	60-½	5/28/11	2.5	0.30	2.80
Team Total									10.11

95




East Carolina

Conference USA

▲44

Event	Scrd As	Athlete	Yr	Scored Mark		Date	Pl. Pts.	Bonus	TOTAL
Scored bests come from CURRENT season									
▶ SP	28	Dennis ALIOTTA	JR	18.11m	59-5	4/6/12	0.8	0.07	0.87
▶ HT	14	Montrell MORROW	SO	64.57m	211-10	4/6/12	7	0.58	7.58
▶ HT	31	Dennis ALIOTTA	JR	61.73m	202-6	3/30/12	0.65	0.00	0.65
Scored bests come from PRE-SEASON DATA									
▶ 4x100	43			40.24		5/12/11	0.175	0.00	0.18
▶ JAV	35	Matthew MCCONAUGHEY	SO	69.31m	227-4	5/16/10	0.45	0.00	0.45
Team Total								9.73	

96




Idaho

Western Athletic Conference

▼2

Event	Scrd As	Athlete	Yr	Scored Mark		Date	Pl. Pts.	Bonus	TOTAL
Scored bests come from PRE-SEASON DATA									
▶ PV	32	Jeremy KLAS	JR	5.25m	17-2%	5/28/10	0.6	0.02	0.62
▶ JAV	13	Ugis SVAZS	SO	73.38m	240-9	6/17/10	8	0.67	8.67
▶ DEC	40	Andrew BLASER	SR	7,037		5/10/11	0.25	0.00	0.25
Team Total									9.53

97



South Dakota

The Summit League

▲71

Event	Scrd As	Athlete	Yr	Scored Mark		Date	Pl. Pts.	Bonus	TOTAL
Scored bests come from CURRENT season									
▶ PV	44	Kyle BALLEW	SO	5.20m	17-¾	3/28/12	0.15	0.00	0.15
▶ SP	33	Kyle MCKELVEY	FR	17.95m	58-10%	4/6/12	0.55	0.00	0.55
▶ DISC	13	Cody SNYDER	SO	56.89m	186-7	4/6/12	8	0.66	8.66
Team Total									9.36

98




Purdue

Big Ten Conference

▼1

Event	Scrd As	Athlete	Yr	Scored Mark		Date	Pl. Pts.	Bonus	TOTAL
Scored bests come from PRE-SEASON DATA									
▶ HJ	14	Geoff DAVIS	JR	2.21m	7-3	4/23/11	7	0.73	7.73
▶ SP	25	Jakob ENGEL	JR	18.18m	59-7½	5/28/11	0.95	0.16	1.11
Team Total									8.84

99



Buffalo

Mid-American Conference

▲37

Event	Scrd As	Athlete	Yr	Scored Mark	Date	Pl. Pts.	Bonus	TOTAL
Scored bests come from CURRENT season								
▶ SP	13	Robert GOLABEK	SR	18.59m	61-0	4/6/12	8	0.64
Team Total								8.64

"Scrd As", short for "Scored As", Standing used for place points portion of performance's score combining preseason data (when applied) to current season data

Numbers in BLACK are both the performance's actual NCAA rank AND "scored as" rank Numbers in RED indicate actual NCAA rank does not exist or is worse than "scored as" rank Numbers in BLUE indicate actual NCAA rank is better than "scored as" rank

USTFCCCA Non-Member

Non-Member Schools Will NOT be ranked, beginning Week 2



2012 Outdoor Track & Field, Week #2

Only those who score >0.01 pts are shown
D denotes multiple-event rule in affect

MEN

100



UC Riverside

Big West Conference

▼ 5

Event	Scrd As	Athlete	Yr	Scored Mark	Date	Pl. Pts.	Bonus	TOTAL
Scored bests come from CURRENT season								
TJ	19	Ryan SWAFFORD	JR	15.77m	51-9	3/10/12	3.5 0.46	3.96
SP	23	Travis SMITH	JR	18.29m	60-¾	3/23/12	1.5 0.29	1.79
HT	21	Caleb STUART	JR	63.10m	207-0	3/31/12	2.5 0.22	2.72
Team Total								8.47

101



Liberty

Big South Conference

▼ 2

Event	Scrd As	Athlete	Yr	Scored Mark	Date	Pl. Pts.	Bonus	TOTAL
Scored bests come from CURRENT season								
SP	32	Ryan SMITH	JR	17.98m	59-0	4/6/12	0.6 0.00	0.60
Scored bests come from PRE-SEASON DATA								
PV	14	Kolby SHEPHERD	SR	5.35m	17-6½	4/6/11	7 0.55	7.55
Team Total								8.15

102



Utah State

Western Athletic Conference

▲ 42

Event	Scrd As	Athlete	Yr	Scored Mark	Date	Pl. Pts.	Bonus	TOTAL
Scored bests come from CURRENT season								
Steeple	14	Daniel HOWELL	SR	8:48.25	4/6/12	7 0.58		7.58
Scored bests come from PRE-SEASON DATA								
SP	34	Joe CANAVAN	SR	17.93m	58-10	4/16/11	0.5 0.00	0.50
Team Total								8.08

103




Southern Utah

The Summit League

▼ 16

Event	Scrd As	Athlete	Yr	Scored Mark	Date	Pl. Pts.	Bonus	TOTAL
Scored bests come from CURRENT season								
1500m	20	Cameron LEVINS	SR	3:42.61	4/6/12	D 3 0.52		2.52
Scored bests come from PRE-SEASON DATA								
5000m	16	Cameron LEVINS	SR	13:40.30	6/11/11	5 0.55		5.55
Team Total								8.07

104



Cal Poly

Big West Conference

▲ 55

Event	Scrd As	Athlete	Yr	Scored Mark	Date	Pl. Pts.	Bonus	TOTAL
Scored bests come from CURRENT season								
PV	14	Kyle INKS	SR	5.35m	17-6½	4/6/12	7 0.55	7.55
Scored bests come from PRE-SEASON DATA								
DEC	34	Dominic BYRNE	JR	7,182	5/6/11	0.5 0.00		0.50
Team Total								8.05

105



Drake

Missouri Valley Conference

▼ 3

Event	Scrd As	Athlete	Yr	Scored Mark	Date	Pl. Pts.	Bonus	TOTAL
Scored bests come from PRE-SEASON DATA								
H400	14	Jon DEGRAVE	SR	50.59	5/28/11	7 0.78		7.78
Team Total								7.78

106



McNeese State

Southland Conference

▼ 20

Event	Scrd As	Athlete	Yr	Scored Mark	Date	Pl. Pts.	Bonus	TOTAL
Scored bests come from CURRENT season								
JAV	22	Ben CHRETIEN	SR	71.61m	234-11	3/15/12	2 0.22	2.22
Scored bests come from PRE-SEASON DATA								
10k	18	David ROONEY	JR	28:54.86	5/1/11	4 0.61		4.61
JAV	28	Sam VIDRINE	SR	70.87m	232-6	4/6/11	0.8 0.03	0.83
Team Total								7.66

107



William and Mary

Colonial Athletic Association

▼ 7

Event	Scrd As	Athlete	Yr	Scored Mark	Date	Pl. Pts.	Bonus	TOTAL
Scored bests come from PRE-SEASON DATA								
JAV	14	Brandon HEROUX	SR	73.09m	239-9	4/28/11	7 0.59	7.59
Team Total								7.59

"Scrd As", short for "Scored As", Standing used for place points portion of performance's score combining preseason data (when applied) to current season data

Numbers in BLACK are both the performance's actual NCAA rank AND "scored as" rank Numbers in RED indicate actual NCAA rank does not exist or is worse than "scored as" rank Numbers in BLUE indicate actual NCAA rank is better than "scored as" rank

USTFCCCA Non-Member

Non-Member Schools Will NOT be ranked, beginning Week 2



2012 Outdoor Track & Field, Week #2

Only those who score >0.01 pts are shown
D denotes multiple-event rule in affect

MEN

108



Northern Iowa

Missouri Valley Conference

▼12

Event	Scrd As	Athlete	Yr	Scored Mark	Date	Pl. Pts.	Bonus	TOTAL
-------	---------	---------	----	-------------	------	----------	-------	-------

Scored bests come from CURRENT season

► SP	20	Justin ROMERO	SR	18.31m	60-1	3/31/12	3	0.31	3.31
------	----	---------------	----	--------	------	---------	---	------	------

Scored bests come from PRE-SEASON DATA

► 4x100	46			40.30		5/28/11	0.1	0.00	0.10
► PV	44	Daniel GOORIS	SR	5.20m	17-¾	5/6/11	0.15	0.00	0.15
► DISC	25	Jordan WILLIAMS	JR	55.63m	182-6	5/13/11	0.95	0.19	1.14
► HT	23	Tanner HURT	SR	62.82m	206-1	5/13/11	1.5	0.15	1.65
► DEC	25	Daniel GOORIS	SR	7,346		5/13/11	0.95	0.17	1.12

Team Total 7.47

109



Northwestern State

Southland Conference

▼5

Event	Scrd As	Athlete	Yr	Scored Mark	Date	Pl. Pts.	Bonus	TOTAL
-------	---------	---------	----	-------------	------	----------	-------	-------

Scored bests come from PRE-SEASON DATA

► 100m	17	Justin WALKER	JR	10.18w		5/13/11	4.5	0.78	5.28
► 200m	40	Justin WALKER	JR	20.81w		5/13/11	0.25	0.17	0.42
► 4x100	25			39.82		4/30/11	0.95	0.29	1.24
► TJ	43	Reginald DOUGLAS	JR	15.44mw	50-8	5/13/11	0.175	0.00	0.17

Team Total 7.12

110



UC Davis

Big West Conference

▲63

Event	Scrd As	Athlete	Yr	Scored Mark	Date	Pl. Pts.	Bonus	TOTAL
-------	---------	---------	----	-------------	------	----------	-------	-------

Scored bests come from CURRENT season


► 10k	15	Jonathan PETERSON	SR	28:50.45		4/6/12	6	0.76	6.76
-------	----	-------------------	----	----------	--	--------	---	------	------

Scored bests come from PRE-SEASON DATA

► PV	41	Ethan OSTROM	JR	5.21m	17-1	5/13/11	0.225	0.00	0.22
------	----	--------------	----	-------	------	---------	-------	------	------

Team Total 6.98

111



Lamar

Southland Conference

▼10

Event	Scrd As	Athlete	Yr	Scored Mark	Date	Pl. Pts.	Bonus	TOTAL
-------	---------	---------	----	-------------	------	----------	-------	-------

Scored bests come from PRE-SEASON DATA

► Steeple	15	Tom WADE	SR	8:48.60		4/14/11	6	0.55	6.55
► Steeple	41	Joe WADE	SR	8:55.74		4/14/11	0.225	0.04	0.27

Team Total 6.82

112



Mount St. Mary's

Northeast Conference

▼7

Event	Scrd As	Athlete	Yr	Scored Mark	Date	Pl. Pts.	Bonus	TOTAL
-------	---------	---------	----	-------------	------	----------	-------	-------

Scored bests come from PRE-SEASON DATA

► DEC	15	Thomas FITZSIMONS	SR	7,607		4/6/11	6	0.82	6.82
-------	----	-------------------	----	-------	--	--------	---	------	------

Team Total 6.82

113



Cornell

Ivy League

▼7

Event	Scrd As	Athlete	Yr	Scored Mark	Date	Pl. Pts.	Bonus	TOTAL
-------	---------	---------	----	-------------	------	----------	-------	-------

Scored bests come from CURRENT season

► 10k	47	Brett KELLY	JR	29:24.58		4/6/12	0.075	0.01	0.09
► HJ	29	Montez BLAIR	SO	2.15m	7-¾	3/23/12	0.75	0.11	0.86

Scored bests come from PRE-SEASON DATA

► DEC	16	Nick HUBER	SR	7,593		4/9/11	5	0.79	5.79
-------	----	------------	----	-------	--	--------	---	------	------

Team Total 6.74

114



Arkansas-Pine Bluff

Southwestern Athletic Conference

▲6

Event	Scrd As	Athlete	Yr	Scored Mark	Date	Pl. Pts.	Bonus	TOTAL
-------	---------	---------	----	-------------	------	----------	-------	-------

Scored bests come from CURRENT season

► SP	15	Terron ARMSTEAD	JR	18.52m	60-9¼	4/6/12	6	0.56	6.56
------	----	-----------------	----	--------	-------	--------	---	------	------

Team Total 6.56

"Scrd As", short for "Scored As", Standing used for place points portion of performance's score combining preseason data (when applied) to current season data

Numbers in BLACK are both the performance's actual NCAA rank AND "scored as" rank Numbers in RED indicate actual NCAA rank does not exist or is worse than "scored as" rank Numbers in BLUE indicate actual NCAA rank is better than "scored as" rank

USTFCCCA Non-Member

Non-Member Schools Will NOT be ranked, beginning Week 2



2012 Outdoor Track & Field, Week #2

Only those who score >0.01 pts are shown
D denotes multiple-event rule in affect

MEN

115



Southern Miss

Conference USA

▼ 3

Event	Scrd As	Athlete	Yr	Scored Mark	Date	Pl. Pts.	Bonus	TOTAL	
Scored bests come from PRE-SEASON DATA									
▶ 100m	29	Justin SIMS	JR	10.28w	4/30/11	0.75	0.19	0.94	
▶ HJ	29	Marcus NORWOOD	SR	2.15m	7-½	4/1/11	0.75	0.11	0.86
▶ HT	29	Suyi GEORGEWILL	JR	61.81m	202-9	5/12/11	0.75	0.00	0.75
▶ JAV	19	Kyle SMITH	SR	72.57m	238-1	4/1/11	3.5	0.46	3.96
Team Total								6.52	

116



UTEP

Conference USA

▼ 8

Event	Scrd As	Athlete	Yr	Scored Mark		Date	Pl. Pts.	Bonus	TOTAL
Scored bests come from CURRENT season									
▶ 400m	36	A-Shawni MITCHELL	FR	46.49cA	46.38	3/24/12	0.4	0.17	0.57
▶ 1500m	44	Justice CHIRCHIR	SR	3:44.38cA	3:47.85	3/24/12	0.15	0.10	0.25
▶ Steeple	40	Anthony ROTICH	FR	8:55.63		4/6/12	0.25	0.05	0.30
▶ HT	43	Demetris ELIA	FR	60.32m	197-11	3/28/12	0.175	0.00	0.17
▶ JAV	23	Richard OLSSON	SO	71.58m	234-10	3/24/12	1.5	0.21	1.71
Scored bests come from PRE-SEASON DATA									
▶ 1500m	43	Elkana ROTICH	JR	3:44.36		4/15/11	0.175	0.11	0.28
▶ 4x100	22			39.76		4/15/11	2	0.34	2.34
▶ 4x400	34			3:07.80		4/27/11	0.5	0.18	0.68
Team Total									6.32

117



Alabama

Southeastern Conference

▼ 19

Event	Scrd As	Athlete	Yr	Scored Mark		Date	Pl. Pts.	Bonus	TOTAL
Scored bests come from CURRENT season									
▶ HJ	24	Tyler CAMPBELL	JR	2.16m	7-1	3/31/12	1	0.21	1.21
Scored bests come from PRE-SEASON DATA									
▶ 4x400	21			3:06.68		5/28/11	2.5	0.39	2.89
▶ LJ	23	Kamal FULLER	SO	7.64mw	25-¾	4/6/11	1.5	0.26	1.76
▶ TJ	38	Jonathan REID	SO	15.52m	50-11	5/11/11	0.3	0.03	0.33
Team Total									6.18

118



Syracuse

BIG EAST Conference

▲ 9

Event	Scrd As	Athlete	Yr	Scored Mark	Date	Pl. Pts.	Bonus	TOTAL
Scored bests come from CURRENT season								
10k	24	Tito MEDRANO	JR	29:07.73	4/6/12	1	0.29	1.29
10k	35	Pat DUPONT	JR	29:14.83	4/6/12	0.45	0.17	0.62
H110	20	Jarret EATON	SR	13.75	4/6/12	3	0.42	3.42
Scored bests come from PRE-SEASON DATA								
Steeple	36	Pat DUPONT	JR	8:54.29	4/22/11	0.4	0.15	0.55
Team Total								5.89

119



Charleston Southern

Big South Conference

▼ 1

Event	Scrd As	Athlete	Yr	Scored Mark	Date	Pl. Pts.	Bonus	TOTAL	
Scored bests come from CURRENT season									
▶ 200m	56	Javon YOUNG	SR	20.89w	4/6/12		0.05	0.05	
▶ LJ	30	Lavon ALLEN	SR	7.61m	24-11%	4/6/12	0.7	0.17	0.87
Scored bests come from PRE-SEASON DATA									
▶ 100m	20	Javon YOUNG	SR	10.20w	5/13/11	3	0.64	3.64	
▶ 4x100	24			39.78	5/13/11	1	0.33	1.33	
Team Total								5.88	

120



Rutgers

BIG EAST Conference

▼ 7

Event	Scrd As	Athlete	Yr	Scored Mark		Date	Pl. Pts.	Bonus	TOTAL
Scored bests come from CURRENT season									
► LJ	30	Corey CRAWFORD	FR	7.61m	24-11½	3/15/12	0.7	0.17	0.87
► TJ	39	Kevin BOSTICK	JR	15.49m	50-10	3/15/12	0.275	0.00	0.28
Scored bests come from PRE-SEASON DATA									
► H400	18	Aaron YOUNGER	SR	50.76		5/6/11	4	0.54	4.54
► 4x400	46			3:08.82		5/6/11	0.1	0.00	0.10
Team Total									5.78

"Scrd As", short for "Scored As", Standing used for place points portion of performance's score combining preseason data (when applied) to current season data

Numbers in BLACK are both the performance's actual NCAA rank AND "scored as" rank Numbers in RED indicate actual NCAA rank does not exist or is worse than "scored as" rank Numbers in BLUE indicate actual NCAA rank is better than "scored as" rank

USTFCCCA Non-Member


Non-Member Schools Will NOT be ranked, beginning Week 2




2012 Outdoor Track & Field, Week #2

Only those who score >0.01 pts are shown
D denotes multiple-event rule in affect


MEN

121  **Pittsburgh** ▼11
BIG EAST Conference


Event	Scrd As	Athlete	Yr	Scored Mark	Date	Pl. Pts.	Bonus	TOTAL
Scored bests come from PRE-SEASON DATA								
400m	49	Brycen SPRATLING	SO	46.65	5/12/11	0.025	0.07	0.09
H400	16	Jermaine LOWERY	SR	50.66	5/28/11	5	0.68	5.68
Team Total								5.78

122  **Columbia** ▲19
Ivy League


Event	Scrd As	Athlete	Yr	Scored Mark	Date	Pl. Pts.	Bonus	TOTAL
Scored bests come from CURRENT season								
1500m	18	Kyle MERBER	SR	3:42.49	4/6/12	4	0.56	4.56
Scored bests come from PRE-SEASON DATA								
1500m	29	Mark FEIGEN	JR	3:43.24	5/14/11	0.75	0.31	1.06
Team Total								5.62

123  **Coastal Carolina** ▼8
Big South Conference


Event	Scrd As	Athlete	Yr	Scored Mark	Date	Pl. Pts.	Bonus	TOTAL	
Scored bests come from CURRENT season									
JAV	17	Jason FLANAGAN	SR	72.87m	239-1	3/30/12	4.5	0.54	5.04
JAV	36	Jackson CORCORAN	SO	68.95m	226-2	3/15/12	0.4	0.00	0.40
Scored bests come from PRE-SEASON DATA									
4x100	45			40.27		4/8/11	0.125	0.00	0.13
Team Total								5.56	

124  **Gardner-Webb** ▼17
Big South Conference


Event	Scrd As	Athlete	Yr	Scored Mark	Date	Pl. Pts.	Bonus	TOTAL	
Scored bests come from CURRENT season									
HT	16	Carson SEARS	SO	64.48m	211-6	3/23/12	5	0.56	5.56
Team Total								5.56	

125  **Arkansas State** ▲50
Sun Belt Conference


Event	Scrd As	Athlete	Yr	Scored Mark	Date	Pl. Pts.	Bonus	TOTAL	
Scored bests come from CURRENT season									
PV	44	Ethan SANDUSKY	SO	5.20m	17-¾	3/31/12	0.15	0.00	0.15
SP	17	Richard CHAVEZ	SO	18.43m	60-5¾	4/6/12	4.5	0.45	4.95
Team Total								5.10	

126  **Campbell** ▼10
Big South Conference

Event	Scrd As	Athlete	Yr	Scored Mark	Date	Pl. Pts.	Bonus	TOTAL	
Scored bests come from PRE-SEASON DATA									
LJ	17	Diego LAWERENCE	JR	7.72mw	25-4	5/7/11	4.5	0.49	4.99
Team Total								4.99	

127  **Western Carolina** ▼8
Southern Conference

Event	Scrd As	Athlete	Yr	Scored Mark	Date	Pl. Pts.	Bonus	TOTAL	
Scored bests come from PRE-SEASON DATA									
4x100	49			40.36		4/9/11	0.025	0.00	0.03
4x400	17			3:06.25		5/28/11	4.5	0.47	4.97
Team Total								4.99	

128  **Charlotte** ▼17
Atlantic 10 Conference

Event	Scrd As	Athlete	Yr	Scored Mark	Date	Pl. Pts.	Bonus	TOTAL	
Scored bests come from PRE-SEASON DATA									
100m	42	Sam JORDAN	SR	10.36		4/23/11	0.2	0.00	0.20
4x100	48			40.33		5/7/11	0.05	0.00	0.05
SP	21	Jake DEATON	SR	18.30m	60-¾	5/28/11	2.5	0.30	2.80
DISC	23	Jake DEATON	SR	55.73m	182-10	5/7/11	1.5	0.23	1.73
Team Total								4.78	

"Scrd As", short for "Scored As", Standing used for place points portion of performance's score combining preseason data (when applied) to current season data

Numbers in BLACK are both the performance's actual NCAA rank AND "scored as" rank Numbers in RED indicate actual NCAA rank does not exist or is worse than "scored as" rank Numbers in BLUE indicate actual NCAA rank is better than "scored as" rank

USTFCCCA Non-Member

Non-Member Schools Will NOT be ranked, beginning Week 2



2012 Outdoor Track & Field, Week #2

Only those who score >0.01 pts are shown
D denotes multiple-event rule in affect

MEN

129



Middle Tennessee

Sun Belt Conference

▲17

Event	Scrd As	Athlete	Yr	Scored Mark	Date	Pl. Pts.	Bonus	TOTAL
Scored bests come from CURRENT season								
▶ 10k	20	Justus DAVID	JR	28:55.69	4/6/12	3	0.58	3.58
▶ H110	44	Roscoe PAYNE	SR	13.97	3/23/12	0.15	0.00	0.15
▶ H400	32	Roscoe PAYNE	SR	51.43	3/17/12	0.6	0.05	0.65
Scored bests come from PRE-SEASON DATA								
▶ 400m	41	Noah AKWU	JR	46.53	5/28/11	0.225	0.15	0.37
Team Total								4.75

130



Rider

Metro Atlantic Athletic Conference

▼13

Event	Scrd As	Athlete	Yr	Scored Mark	Date	Pl. Pts.	Bonus	TOTAL
Scored bests come from PRE-SEASON DATA								
▶ Steeple	19	Mike SOROKO	SR	8:49.63	5/13/11	3.5	0.48	3.98
Team Total								3.98

131



Eastern Kentucky

Ohio Valley Conference

▼22

Event	Scrd As	Athlete	Yr	Scored Mark	Date	Pl. Pts.	Bonus	TOTAL
Scored bests come from CURRENT season								
▶ 5000m	43	Soufiane BOUCHIKHI	JR	13:50.64	3/30/12	0.175	0.01	0.18
Scored bests come from PRE-SEASON DATA								
▶ 5000m	21	Ben CHERUIYOT	SR	13:41.80	4/15/11	2.5	0.43	2.93
▶ 10k	39	Ben CHERUIYOT	SR	29:18.58	4/28/11	0.275	0.11	0.39
Team Total								3.50

132



Louisville

BIG EAST Conference

▼11

Event	Scrd As	Athlete	Yr	Scored Mark		Date	Pl. Pts.	Bonus	TOTAL
Scored bests come from CURRENT season									
▶ HJ	29	Michael EDWARDS	JR	2.15m	7-½	4/7/12	0.75	0.11	0.86
▶ HT	44	Sam BOMBAUGH	SO	60.31m	197-10	4/7/12	0.15	0.00	0.15
Scored bests come from PRE-SEASON DATA									
▶ 100m	46	Emmanuel MATADI	JR	10.37w		4/2/11	0.1	0.00	0.10
▶ Steeple	28	Mattias WOLTER	SO	8:51.92		4/14/11	0.8	0.31	1.11
▶ LJ	24	Wesley SMITH	SR	7.63m	25-½	5/6/11	1	0.23	1.23
Team Total								3.46	

133



Bucknell

Patriot League

▼2

Event	Scrd As	Athlete	Yr	Scored Mark		Date	Pl. Pts.	Bonus	TOTAL
Scored bests come from PRE-SEASON DATA									
▶ JAV	20	Ted HEITZMAN	SR	72.45m	237-8	4/15/11	3	0.43	3.43
Team Total									3.43

134



Kennesaw State

Atlantic Sun Conference

▼5

Event	Scrd As	Athlete	Yr	Scored Mark	Date	Pl. Pts.	Bonus	TOTAL
Scored bests come from PRE-SEASON DATA								
▶ H110	21	Kendall PARKS	SR	13.76w	4/15/11	2.5	0.40	2.90
Team Total								2.90

135



VMI

Big South Conference

▼13

Event	Scrd As	Athlete	Yr	Scored Mark	Date	Pl. Pts.	Bonus	TOTAL
Scored bests come from CURRENT season								
▶ 800m	21	Felix KITUR	SR	1:48.14	3/30/12	2.5	0.36	2.86
Team Total								2.86

"Scrd As", short for "Scored As", Standing used for place points portion of performance's score combining preseason data (when applied) to current season data

Numbers in BLACK are both the performance's actual NCAA rank AND "scored as" rank Numbers in RED indicate actual NCAA rank does not exist or is worse than "scored as" rank Numbers in BLUE indicate actual NCAA rank is better than "scored as" rank

USTFCCCA Non-Member

Non-Member Schools Will NOT be ranked, beginning Week 2



2012 Outdoor Track & Field, Week #2

Only those who score >0.01 pts are shown
D denotes multiple-event rule in affect

MEN

136



Montana State

Big Sky Conference

▼ 8

Event	Scrd As	Athlete	Yr	Scored Mark	Date	Pl. Pts.	Bonus	TOTAL
Scored bests come from PRE-SEASON DATA								
▶ HT	25	David PHILLIPS	JR	62.51m	205-1	5/11/11	0.95 0.08	1.03
▶ DEC	23	Jeff MOHL	JR	7,371		5/11/11	1.5 0.23	1.73
▶ DEC	46	Asa STAVEN	SR	6,993		5/11/11	0.1 0.00	0.10
Team Total								2.86

137



Southeastern Louisiana

Southland Conference

▼ 14

Event	Scrd As	Athlete	Yr	Scored Mark	Date	Pl. Pts.	Bonus	TOTAL
Scored bests come from CURRENT season								
▶ PV	21	Kovey SIMMONS	SR	5.31m	17-5	3/23/12	2.5 0.34	2.84
Team Total								2.84

138



Bethune-Cookman

Mid-Eastern Athletic Conference

▼ 6

Event	Scrd As	Athlete	Yr	Scored Mark	Date	Pl. Pts.	Bonus	TOTAL
Scored bests come from CURRENT season								
▶ 400m	39	Stephon PAMILTON	SO	46.52		3/16/12	0.275 0.15	0.43
Scored bests come from PRE-SEASON DATA								
▶ H110	23	Kemar CLARKE	SR	13.78		5/14/11	1.5 0.35	1.85
▶ 4x400	39			3:08.40		5/14/11	0.275 0.07	0.34
Team Total								2.62

139



Tennessee

Southeastern Conference

▼ 5

Event	Scrd As	Athlete	Yr	Scored Mark	Date	Pl. Pts.	Bonus	TOTAL
Scored bests come from CURRENT season								
▶ 4x100	33	Juin, James, Nelvis, Hardnick		40.09		3/31/12	0.55 0.07	0.62
▶ SP	24	Matthew HOTY	FR	18.23m	59-9½	3/31/12	1 0.22	1.22
Scored bests come from PRE-SEASON DATA								
▶ PV	32	Robert RASNICK	SR	5.25m	17-2½	5/29/10	0.6 0.02	0.62
Team Total								2.46

140




Villanova

BIG EAST Conference

▼ 26

Event	Scrd As	Athlete	Yr	Scored Mark	Date	Pl. Pts.	Bonus	TOTAL
Scored bests come from PRE-SEASON DATA								
▶ 1500m	23	Mathew MILDENHALL	JR	3:42.76		5/14/11	1.5 0.47	1.97
▶ 1500m	46	Brian TETREAUULT	SR	3:44.41		5/14/11	0.1 0.10	0.20
▶ H400	44	Nicoy HINES	JR	51.64		5/6/11	0.15 0.00	0.15
Team Total								2.32

141



Connecticut

BIG EAST Conference

▲ 8

Event	Scrd As	Athlete	Yr	Scored Mark	Date	Pl. Pts.	Bonus	TOTAL
Scored bests come from CURRENT season								
▶ HJ	29	Noel JAMES	JR	2.15m	7-½	4/7/12	0.75 0.11	0.86
Scored bests come from PRE-SEASON DATA								
▶ HT	41	Joshua FABOYEDE	JR	60.63m	198-11	5/13/11	0.225 0.00	0.22
▶ JAV	27	cody UNGER	JR	71.23m	233-8	4/16/11	0.85 0.12	0.97
Team Total								2.06

142



Memphis

Conference USA

▼ 5

Event	Scrd As	Athlete	Yr	Scored Mark	Date	Pl. Pts.	Bonus	TOTAL
Scored bests come from CURRENT season								
▶ HJ	29	Darius LYNWOOD	SO	2.15m	7-½	3/23/12	0.75 0.11	0.86
▶ PV	31	Karlis PUJATS	SR	5.26m	17-3	3/23/12	0.65 0.07	0.72
Scored bests come from PRE-SEASON DATA								
▶ H110	36	Robert JACKSON	SR	13.93		5/28/11	0.4 0.00	0.40
Team Total								1.98

143



Weber State

Big Sky Conference

▼ 13

Event	Scrd As	Athlete	Yr	Scored Mark	Date	Pl. Pts.	Bonus	TOTAL
Scored bests come from CURRENT season								
▶ Steeple	47	Mike HARDY	SO	8:56.98		4/6/12	0.075 0.00	0.08
Scored bests come from PRE-SEASON DATA								
▶ Steeple	23	John COYLE	SR	8:50.83		5/11/11	1.5 0.39	1.89
Team Total								1.97

"Scrd As", short for "Scored As", Standing used for place points portion of performance's score combining preseason data (when applied) to current season data

Numbers in BLACK are both the performance's actual NCAA rank AND "scored as" rank Numbers in RED indicate actual NCAA rank does not exist or is worse than "scored as" rank Numbers in BLUE indicate actual NCAA rank is better than "scored as" rank

USTFCCCA Non-Member

Non-Member Schools Will NOT be ranked, beginning Week 2



2012 Outdoor Track & Field, Week #2

Only those who score >0.01 pts are shown
D denotes multiple-event rule in affect

MEN

144



Loyola-Chicago

Horizon League

▼11

Event	Scrd As	Athlete	Yr	Scored Mark	Date	Pl. Pts.	Bonus	TOTAL	
Scored bests come from CURRENT season									
▶ 10k	37	Danny DOCHERTY	JR	29:16.46	4/6/12	0.35	0.15	0.50	
Scored bests come from PRE-SEASON DATA									
▶ 800m	47	Declan MURRAY	JR	1:48.99	5/12/11	0.075	0.11	0.18	
▶ LJ	24	James MCLACHLAN	SO	7.63m	25-½	5/6/11	1	0.23	1.23
Team Total								1.91	

145



Coppin State

Mid-Eastern Athletic Conference

▲6

Event	Scrd As	Athlete	Yr	Scored Mark	Date	Pl. Pts.	Bonus	TOTAL
Scored bests come from CURRENT season								
▶ H400	23	Jibri VICTORIAN	JR	50.98	4/6/12	1.5	0.37	1.87
Team Total								1.87

146



Colorado State

Mountain West Conference

▼8

Event	Scrd As	Athlete	Yr	Scored Mark	Date	Pl. Pts.	Bonus	TOTAL
Scored bests come from CURRENT season								
▶ H110	33	Trevor BROWN	SO	13.91	4/5/12	0.55	0.02	0.57
Scored bests come from PRE-SEASON DATA								
▶ Steeple	26	Spenser LYNASS	SR	8:51.10	5/1/11	0.9	0.37	1.27
Team Total								1.85

147



Harvard

Ivy League

▼22

Event	Scrd As	Athlete	Yr	Scored Mark	Date	Pl. Pts.	Bonus	TOTAL	
Scored bests come from CURRENT season									
▶ PV	23	Nico WEILER	JR	5.30m	17-4½	3/30/12	1.5	0.29	1.79
Scored bests come from PRE-SEASON DATA									
▶ SP	49	Dustin BRODE	SO	17.65m	57-11	5/7/11	0.025	0.00	0.03
Team Total								1.81	

148



Idaho State

Big Sky Conference

▼22

Event	Scrd As	Athlete	Yr	Scored Mark		Date	Pl. Pts.	Bonus	TOTAL
Scored bests come from PRE-SEASON DATA									
▶ PV	23	Michael ARNOLD	SR	5.30m	17-4½	4/23/11	1.5	0.29	1.79
Team Total									1.79

149




Georgetown

BIG EAST Conference

▼4

Event	Scrd As	Athlete	Yr	Scored Mark	Date	Pl. Pts.	Bonus	TOTAL
Scored bests come from CURRENT season								
▶ Steeple	37	Dylan SORENSEN	SO	8:54.49	4/5/12	0.35	0.13	0.48
Scored bests come from PRE-SEASON DATA								
▶ H400	26	Toby ULM	SR	51.05	5/6/11	0.9	0.32	1.22
Team Total								1.70

150



High Point

Big South Conference

▼7

Event	Scrd As	Athlete	Yr	Scored Mark	Date	Pl. Pts.	Bonus	TOTAL
Scored bests come from CURRENT season								
▶ 100m	29	Evan EMERY	SO	10.28w	4/6/12	0.75	0.19	0.94
▶ 200m	49	Evan EMERY	SO	20.87	3/24/12	0.025	0.08	0.10
Scored bests come from PRE-SEASON DATA								
▶ Steeple	35	Jacob SMITH	JR	8:54.24	4/21/11	0.45	0.15	0.60
Team Total								1.64

151



Boston University

America East Conference

▼9

Event	Scrd As	Athlete	Yr	Scored Mark	Date	Pl. Pts.	Bonus	TOTAL
Scored bests come from CURRENT season								
▶ 4x400	47	Page, Latty, Vitale, Senick		3:08.91	4/6/12	0.075	0.00	0.08
Scored bests come from PRE-SEASON DATA								
▶ 400m	24	Tewado LATTY	SR	46.29	5/7/11	1	0.30	1.30
Team Total								1.38

"Scrd As", short for "Scored As", Standing used for place points portion of performance's score combining preseason data (when applied) to current season data

Numbers in BLACK are both the performance's actual NCAA rank AND "scored as" rank Numbers in RED indicate actual NCAA rank does not exist or is worse than "scored as" rank Numbers in BLUE indicate actual NCAA rank is better than "scored as" rank

USTFCCCA Non-Member

Non-Member Schools Will NOT be ranked, beginning Week 2



2012 Outdoor Track & Field, Week #2

Only those who score >0.01 pts are shown
D denotes multiple-event rule in affect

MEN

152



UNC-Wilmington

Colonial Athletic Association

▼17

Event	Scrd As	Athlete	Yr	Scored Mark	Date	Pl. Pts.	Bonus	TOTAL
Scored bests come from PRE-SEASON DATA								
800m	31	Bob VANDERHAM	SR	1:48.67	5/6/11	0.65	0.20	0.85
800m	37	Wil ZAHORODNY	SR	1:48.78	5/6/11	0.35	0.17	0.52

Team Total

1.37

153



Texas Southern

Southwestern Athletic Conference

▼6

Event	Scrd As	Athlete	Yr	Scored Mark	Date	Pl. Pts.	Bonus	TOTAL
Scored bests come from CURRENT season								
H110	27	Sheldon WILKINSON	SR	13.82w	3/28/12	0.85	0.25	1.10
4x400	42	Lacroix, Lacroix, Dickerson, Holmes		3:08.64	3/22/12	0.2	0.02	0.22

Team Total

1.32

154



Wake Forest

Atlantic Coast Conference

▼6

Event	Scrd As	Athlete	Yr	Scored Mark	Date	Pl. Pts.	Bonus	TOTAL
Scored bests come from CURRENT season								
Steeple	49	Paul LOESER	SR	8:57.21	3/30/12	0.025	0.00	0.03
JAV	25	Ben LINCOLN	JR	71.41m	3/16/12	0.95	0.17	1.12

Team Total

1.14

155



Louisiana Tech

Western Athletic Conference

▼5

Event	Scrd As	Athlete	Yr	Scored Mark	Date	Pl. Pts.	Bonus	TOTAL
Scored bests come from PRE-SEASON DATA								
100m	38	Dennis RICHARDSON	SO	10.34	4/2/11	0.3	0.00	0.30
200m	56	Trey HADNOT	SO	20.89	5/10/11		0.05	0.05
4x100	31			40.00	4/27/11	0.65	0.15	0.80

Team Total

1.14

156



Iona

Metro Atlantic Athletic Conference

▼4

Event	Scrd As	Athlete	Yr	Scored Mark	Date	Pl. Pts.	Bonus	TOTAL
Scored bests come from CURRENT season								
10k	28	Alexander SODERBERG	SR	29:09.35	4/6/12	0.8	0.26	1.06

Team Total

1.06

157



Winthrop

Big South Conference

▼3

Event	Scrd As	Athlete	Yr	Scored Mark	Date	Pl. Pts.	Bonus	TOTAL
Scored bests come from CURRENT season								
JAV	26	Jared BAIRD	SR	71.30m	3/2/12	0.9	0.14	1.04

Team Total

1.04

158



South Alabama

Sun Belt Conference

▲9

Event	Scrd As	Athlete	Yr	Scored Mark	Date	Pl. Pts.	Bonus	TOTAL
Scored bests come from CURRENT season								
DISC	30	Joey TORRES	SR	55.26m	4/6/12	0.7	0.05	0.75

Event	Scrd As	Athlete	Yr	Scored Mark	Date	Pl. Pts.	Bonus	TOTAL
Scored bests come from PRE-SEASON DATA								
200m	47	Anton GRAPHENREED	SR	20.86w	4/23/11	0.075	0.09	0.17

Team Total

0.92

159



Wyoming

Mountain West Conference

▼19

Event	Scrd As	Athlete	Yr	Scored Mark	Date	Pl. Pts.	Bonus	TOTAL
Scored bests come from CURRENT season								
TJ	33	Jeremiah JAMES	SR	15.56m	3/2/12	0.55	0.10	0.65

Event	Scrd As	Athlete	Yr	Scored Mark	Date	Pl. Pts.	Bonus	TOTAL
Scored bests come from PRE-SEASON DATA								
Steeple	42	Garrett ZANS	SO	8:56.30	5/11/11	0.2	0.00	0.20
HJ	48	Tyler SKINNER	JR	2.14m	4/2/11	0.05	0.02	0.07

Team Total

0.92

"Scrd As", short for "Scored As", Standing used for place points portion of performance's score combining preseason data (when applied) to current season data

Numbers in BLACK are both the performance's actual NCAA rank AND "scored as" rank Numbers in RED indicate actual NCAA rank does not exist or is worse than "scored as" rank Numbers in BLUE indicate actual NCAA rank is better than "scored as" rank

USTFCCCA Non-Member

Non-Member Schools Will NOT be ranked, beginning Week 2



2012 Outdoor Track & Field, Week #2

Only those who score >0.01 pts are shown
D denotes multiple-event rule in affect

MEN

160



North Carolina A&T

▲ 1

Mid-Eastern Athletic Conference

Event	Scrd As	Athlete	Yr	Scored Mark	Date	Pl. Pts.	Bonus	TOTAL
-------	---------	---------	----	-------------	------	----------	-------	-------

Scored bests come from CURRENT season

► 4x400	43	Womack, Elliott, House, Bouttry		3:08.71	4/6/12	0.175	0.01	0.18
---------	----	---------------------------------	--	---------	--------	-------	------	------

Scored bests come from PRE-SEASON DATA

► 4x100	32			40.04	5/28/11	0.6	0.11	0.71
---------	----	--	--	-------	---------	-----	------	------

Team Total 0.90

161

Navy
Patriot League

▲ 33

Event	Scrd As	Athlete	Yr	Scored Mark	Date	Pl. Pts.	Bonus	TOTAL
-------	---------	---------	----	-------------	------	----------	-------	-------

Scored bests come from CURRENT season

► DISC	28	Zachary DUNCAVAGE	SO	55.33m	181-6	4/7/12	0.8	0.08	0.88
--------	----	-------------------	----	--------	-------	--------	-----	------	------

Team Total 0.88

162



SIU Edwardsville

▼ 9

Ohio Valley Conference

Event	Scrd As	Athlete	Yr	Scored Mark	Date	Pl. Pts.	Bonus	TOTAL
-------	---------	---------	----	-------------	------	----------	-------	-------

Scored bests come from CURRENT season

► H400	35	William LINDSEY	SO	51.48	3/31/12	0.45	0.02	0.47
--------	----	-----------------	----	-------	---------	------	------	------

Scored bests come from PRE-SEASON DATA

► H110	36	William LINDSEY	SO	13.93w	4/9/11	0.4	0.00	0.40
--------	----	-----------------	----	--------	--------	-----	------	------

Team Total 0.87

163



Fordham

▼ 7

Atlantic 10 Conference

Event	Scrd As	Athlete	Yr	Scored Mark	Date	Pl. Pts.	Bonus	TOTAL
-------	---------	---------	----	-------------	------	----------	-------	-------

Scored bests come from CURRENT season

► HJ	29	David FAJOYOMI	SO	2.15m	7-½	3/30/12	0.75	0.11	0.86
------	----	----------------	----	-------	-----	---------	------	------	------

Team Total 0.86

163



Maryland

▼ 7

Atlantic Coast Conference


Event	Scrd As	Athlete	Yr	Scored Mark	Date	Pl. Pts.	Bonus	TOTAL
-------	---------	---------	----	-------------	------	----------	-------	-------

Scored bests come from PRE-SEASON DATA

► HJ	29	Jon HILL	JR	2.15m	7-½	4/1/11	0.75	0.11	0.86
------	----	----------	----	-------	-----	--------	------	------	------

Team Total 0.86

163



N.C. Central

▲ 31

Mid-Eastern Athletic Conference

Event	Scrd As	Athlete	Yr	Scored Mark	Date	Pl. Pts.	Bonus	TOTAL
-------	---------	---------	----	-------------	------	----------	-------	-------

Scored bests come from CURRENT season

► HJ	29	Willie CALVIN	JR	2.15m	7-½	4/6/12	0.75	0.11	0.86
------	----	---------------	----	-------	-----	--------	------	------	------

Team Total 0.86

166



Monmouth

▼ 8

Northeast Conference

Event	Scrd As	Athlete	Yr	Scored Mark	Date	Pl. Pts.	Bonus	TOTAL
-------	---------	---------	----	-------------	------	----------	-------	-------

Scored bests come from PRE-SEASON DATA

► SP	47	Vincent ELARDO	SR	17.68m	58-¾	5/29/10	0.075	0.00	0.08
------	----	----------------	----	--------	------	---------	-------	------	------

► HT	49	Vincent ELARDO	SR	59.92m	196-7	5/1/10	0.025	0.00	0.03
------	----	----------------	----	--------	-------	--------	-------	------	------

► JAV	30	Vincent DUVERNOIS	JR	70.31m	230-8	4/16/11	0.7	0.00	0.70
-------	----	-------------------	----	--------	-------	---------	-----	------	------

Team Total 0.80

167



Yale

▼ 12

Ivy League

Event	Scrd As	Athlete	Yr	Scored Mark	Date	Pl. Pts.	Bonus	TOTAL
-------	---------	---------	----	-------------	------	----------	-------	-------


Scored bests come from PRE-SEASON DATA

► Steeple	34	Nathan RICHARDS	SR	8:54.15		4/22/11	0.5	0.16	0.66
-----------	----	-----------------	----	---------	--	---------	-----	------	------

► DISC	46	Michael LEVINE	JR	54.28m	178-1	5/7/11	0.1	0.00	0.10
--------	----	----------------	----	--------	-------	--------	-----	------	------

Team Total 0.76

168



Seattle

▼ 8

Great West Conference

Event	Scrd As	Athlete	Yr	Scored Mark	Date	Pl. Pts.	Bonus	TOTAL
-------	---------	---------	----	-------------	------	----------	-------	-------

Scored bests come from PRE-SEASON DATA

► JAV	29	Dylan BURNETT	JR	70.66m	231-10	5/12/11	0.75	0.00	0.75
-------	----	---------------	----	--------	--------	---------	------	------	------

Team Total 0.75

"Scrd As", short for "Scored As", Standing used for place points portion of performance's score combining preseason data (when applied) to current season data

Numbers in BLACK are both the performance's actual NCAA rank AND "scored as" rank Numbers in RED indicate actual NCAA rank does not exist or is worse than "scored as" rank Numbers in BLUE indicate actual NCAA rank is better than "scored as" rank

USTFCCCA Non-Member

Non-Member Schools Will NOT be ranked, beginning Week 2



2012 Outdoor Track & Field, Week #2

Only those who score >0.01 pts are shown
D denotes multiple-event rule in affect

MEN

169



Samford

Southern Conference

▼ 4

Event	Scrd As	Athlete	Yr	Scored Mark	Date	Pl. Pts.	Bonus	TOTAL
-------	---------	---------	----	-------------	------	----------	-------	-------

Scored bests come from PRE-SEASON DATA

▶ PV	41	Michael SEAMAN	SR	5.21m	17-1	5/6/11	0.225	0.00	0.22
▶ DEC	39	Brandon BASSETT	JR	7,040		4/22/11	0.275	0.00	0.28

Team Total 0.50

170



Long Island

Northeast Conference

▼ 1

Event	Scrd As	Athlete	Yr	Scored Mark	Date	Pl. Pts.	Bonus	TOTAL
-------	---------	---------	----	-------------	------	----------	-------	-------

Scored bests come from CURRENT season

▶ TJ	36	Wilnot STUBBLEFIELD	JR	15.54m	51-0	3/15/12	0.4	0.06	0.46
------	----	---------------------	----	--------	------	---------	-----	------	------

Team Total 0.46

171



Montana

Big Sky Conference

▼ 8

Event	Scrd As	Athlete	Yr	Scored Mark	Date	Pl. Pts.	Bonus	TOTAL
-------	---------	---------	----	-------------	------	----------	-------	-------

Scored bests come from PRE-SEASON DATA

▶ Steeple	38	Lynn REYNOLDS	SR	8:54.53		5/1/11	0.3	0.13	0.43
-----------	----	---------------	----	---------	--	--------	-----	------	------

Team Total 0.43

172



Chattanooga

Southern Conference

▲ 22

Event	Scrd As	Athlete	Yr	Scored Mark	Date	Pl. Pts.	Bonus	TOTAL
-------	---------	---------	----	-------------	------	----------	-------	-------

Scored bests come from CURRENT season

▶ 10k	40	Chris BERRY	SR	29:19.72		4/6/12	0.25	0.09	0.34
-------	----	-------------	----	----------	--	--------	------	------	------

Team Total 0.34

173



Central Arkansas

Southland Conference

▼ 3

Event	Scrd As	Athlete	Yr	Scored Mark	Date	Pl. Pts.	Bonus	TOTAL
-------	---------	---------	----	-------------	------	----------	-------	-------

Scored bests come from CURRENT season

▶ 400m	43	Sage RAPHAEL	SR	46.54		3/31/12	0.175	0.14	0.31
--------	----	--------------	----	-------	--	---------	-------	------	------

Team Total 0.31

174



Central Connecticut St ▲ 20

Northeast Conference

Event	Scrd As	Athlete	Yr	Scored Mark	Date	Pl. Pts.	Bonus	TOTAL
-------	---------	---------	----	-------------	------	----------	-------	-------

Scored bests come from CURRENT season

▶ 10k	41	Sam ALEXANDER	SR	29:21.06		4/6/12	0.225	0.07	0.30
-------	----	---------------	----	----------	--	--------	-------	------	------

Team Total 0.30

175



UNC Asheville

Big South Conference

▼ 4

Event	Scrd As	Athlete	Yr	Scored Mark	Date	Pl. Pts.	Bonus	TOTAL
-------	---------	---------	----	-------------	------	----------	-------	-------

Scored bests come from CURRENT season

▶ H110	39	Milan RISTIC	SO	13.94		3/30/12	0.275	0.00	0.28
--------	----	--------------	----	-------	--	---------	-------	------	------

Team Total 0.28

176



Eastern Michigan

Mid-American Conference

▲ 3

Event	Scrd As	Athlete	Yr	Scored Mark	Date	Pl. Pts.	Bonus	TOTAL
-------	---------	---------	----	-------------	------	----------	-------	-------

Scored bests come from PRE-SEASON DATA

▶ TJ	41	Donald SCOTT	SO	15.45m	50-8 1/4	4/22/11	0.225	0.00	0.22
------	----	--------------	----	--------	----------	---------	-------	------	------

Team Total 0.22

177



Duquesne

Atlantic 10 Conference

▲ 17


Event	Scrd As	Athlete	Yr	Scored Mark	Date	Pl. Pts.	Bonus	TOTAL
-------	---------	---------	----	-------------	------	----------	-------	-------

Scored bests come from CURRENT season

▶ 5000m	42	Jim SPISAK	JR	13:50.44		4/5/12	0.2	0.02	0.22
---------	----	------------	----	----------	--	--------	-----	------	------

Team Total 0.22

178



Binghamton

America East Conference

▼ 14

Event	Scrd As	Athlete	Yr	Scored Mark	Date	Pl. Pts.	Bonus	TOTAL
-------	---------	---------	----	-------------	------	----------	-------	-------

Scored bests come from PRE-SEASON DATA

▶ 1500m	53	Erik VAN INGEN	SR	3:44.71		6/11/11		0.05	0.05
---------	----	----------------	----	---------	--	---------	--	------	------

▶ 4x400	44			3:08.75		5/13/11	0.15	0.00	0.15
---------	----	--	--	---------	--	---------	------	------	------

Team Total 0.20

"Scrd As", short for "Scored As", Standing used for place points portion of performance's score combining preseason data (when applied) to current season data

Numbers in BLACK are both the performance's actual NCAA rank AND "scored as" rank Numbers in RED indicate actual NCAA rank does not exist or is worse than "scored as" rank Numbers in BLUE indicate actual NCAA rank is better than "scored as" rank

USTFCCCA Non-Member

Non-Member Schools Will NOT be ranked, beginning Week 2



2012 Outdoor Track & Field, Week #2

Only those who score >0.01 pts are shown
D denotes multiple-event rule in affect

MEN

179



Sacramento State

Big Sky Conference

▲ 4

Event	Scrd As	Athlete	Yr	Scored Mark	Date	Pl. Pts.	Bonus	TOTAL
Scored bests come from PRE-SEASON DATA								
4x100	43			40.24	5/11/11	0.175	0.00	0.18
Team Total								0.18

180



South Carolina State

Mid-Eastern Athletic Conference

▲ 4

Event	Scrd As	Athlete	Yr	Scored Mark	Date	Pl. Pts.	Bonus	TOTAL	
Scored bests come from PRE-SEASON DATA									
► TJ	43	Marcus STEPHENS	SR	15.44m	50-8	5/5/11	0.175	0.00	0.17
Team Total								0.17	

181



Rice

Conference USA

▼ 7

Event	Scrd As	Athlete	Yr	Scored Mark		Date	Pl. Pts.	Bonus	TOTAL
Scored bests come from PRE-SEASON DATA									
► SP	44	Alex ZINCHENKO	JR	17.77m	58-3%	5/12/11	0.15	0.00	0.15
Team Total									0.15

182



Albany

America East Conference

▼20

Event	Scrd As	Athlete	Yr	Scored Mark	Date	Pl. Pts.	Bonus	TOTAL
Scored bests come from PRE-SEASON DATA								
800m	52	Tyler FOGARTY	SR	1:49.08	5/28/10		0.08	0.08
1500m	51	Paul LAGNO	SR	3:44.66	5/13/11		0.06	0.06
Team Total								0.14

183



Miami (Ohio)

Mid-American Conference

▲ 1

Event	Scrd As	Athlete	Yr	Scored Mark	Date	Pl. Pts.	Bonus	TOTAL
Scored bests come from CURRENT season								
DEC	45	Jordan GOFFENA	SR	7,009	3/15/12	0.125	0.00	0.13
Team Total								0.13

184



CSU Bakersfield

Independent (DI)

▼ 8

Event	Scrd As	Athlete	Yr	Scored Mark	Date	Pl. Pts.	Bonus	TOTAL
Scored bests come from PRE-SEASON DATA								
200m	49	Jordan TAYLOR	SO	20.87	4/30/11	0.025	0.08	0.10
Team Total								0.10

185



Tennessee State

Ohio Valley Conference

▼ 8

Event	Scrd As	Athlete	Yr	Scored Mark	Date	Pl. Pts.	Bonus	TOTAL	
Scored bests come from PRE-SEASON DATA									
LJ	46	Royce DATES	SO	7.53mw	24-8%	4/9/11	0.1	0.00	0.10
Team Total								0.10	

186



Kent State

Mid-American Conference

▼ 6

Event	Scrd As	Athlete	Yr	Scored Mark	Date	Pl. Pts.	Bonus	TOTAL	
Scored bests come from CURRENT season									
▶ JAV	49	Robert ROBBINS	FR	67.11m	220-2	4/6/12	0.025	0.00	0.03
Scored bests come from PRE-SEASON DATA									
▶ HJ	48	Dean WOOD	SR	2.14m	7-¾	5/6/11	0.05	0.02	0.07
Team Total								0.09	

187



North Dakota State

The Summit League

unch

Event	Scrd As	Athlete	Yr	Scored Mark	Date	Pl. Pts.	Bonus	TOTAL
Scored bests come from PRE-SEASON DATA								
H110	47	Matt TETZLAFF	JR	13.99	5/28/11	0.075	0.00	0.08
Team Total								0.08

187



Sacred Heart

Northeast Conference

unch

Event	Scrd As	Athlete	Yr	Scored Mark	Date	Pl. Pts.	Bonus	TOTAL
Scored bests come from PRE-SEASON DATA								
H110	47	Bertony JEAN-LOUIS		13.99	5/29/10	0.075	0.00	0.08
Team Total								0.08

"Scrd As", short for "Scored As", Standing used for place points portion of performance's score combining preseason data (when applied) to current season data

Numbers in BLACK are both the performance's actual NCAA rank AND "scored as" rank Numbers in RED indicate actual NCAA rank does not exist or is worse than "scored as" rank Numbers in BLUE indicate actual NCAA rank is better than "scored as" rank

USTFCCCA Non-Member

Non-Member Schools Will NOT be ranked, beginning Week 2



2012 Outdoor Track & Field, Week #2

Only those who score >0.01 pts are shown
 D denotes multiple-event rule in affect

MEN

189



Northern Colorado

▼ 3

Big Sky Conference

Event	Scrd As	Athlete	Yr	Scored Mark	Date	Pl. Pts.	Bonus	TOTAL
-------	---------	---------	----	-------------	------	----------	-------	-------

Scored bests come from PRE-SEASON DATA

► 200m	53	Evan TAYLOR	JR	20.88w	5/1/11	0.06	0.06	
--------	----	-------------	----	--------	--------	------	------	--

Team Total 0.06

190



UMKC

▼ 24

The Summit League

Event	Scrd As	Athlete	Yr	Scored Mark	Date	Pl. Pts.	Bonus	TOTAL
-------	---------	---------	----	-------------	------	----------	-------	-------

Scored bests come from PRE-SEASON DATA

► 10k	49	cosmas AYABEI	JR	29:25.29	4/14/11	0.025	0.00	0.03
-------	----	---------------	----	----------	---------	-------	------	------

Team Total 0.03

"Scrd As", short for "Scored As", Standing used for place points portion of performance's score combining preseason data (when applied) to current season data

Numbers in BLACK are both the performance's actual NCAA rank AND "scored as" rank Numbers in RED indicate actual NCAA rank does not exist or is worse than "scored as" rank Numbers in BLUE indicate actual NCAA rank is better than "scored as" rank

USTFCCCA Non-Member

Non-Member Schools Will NOT be ranked, beginning Week 2



2012 Outdoor Track & Field, Week #2

Only those who score >0.01 pts are shown
D denotes multiple-event rule in affect

WOMEN

1

Oregon
Pacific-12 Conference

unch

Event	Scrd As	Athlete	Yr	Scored Mark	Date	Pl. Pts.	Bonus	TOTAL	
Scored bests come from CURRENT season									
▶ 200m	39	Phyllis FRANCIS	SO	23.42	3/23/12	0.275	0.00	0.28	
▶ 400m	22	Phyllis FRANCIS	SO	52.99	4/7/12	2	0.42	2.42	
▶ 5000m	1	Alex KOSINSKI	SR	15:36.90	4/7/12	30	2.27	32.27	
▶ 10k	15	Bronwyn CROSSMAN	SR	33:18.53	4/6/12	6	0.80	6.80	
▶ H100	17	Brianne THEISEN	SR	13.21	4/7/12	4.5	0.52	5.02	
▶ Steeple	23	Kimber MATTOX	SR	10:15.05	4/7/12	1.5	0.34	1.84	
▶ HJ	26	Chancey SUMMERS	FR	1.79m	5-10½	3/23/12	0.9	0.12	1.02
▶ PV	49	Sammie CLARK	SO	4.00m	13-1½	4/7/12	0.025	0.00	0.03
Scored bests come from PRE-SEASON DATA									
▶ 100m	3	English GARDNER	SO	11.03	5/6/11	26	2.54	28.54	
▶ 100m	9	Amber PURVIS	SR	11.21	5/6/11	14	1.09	15.09	
▶ 200m	10	Amber PURVIS	SR	22.97	5/6/11	12	0.92	12.92	
▶ 200m	12	English GARDNER	SO	23.02	5/6/11	9	0.75	9.75	
▶ 400m	15	Chizoba OKODOGBE	SO	52.71	5/6/11	6	0.73	6.73	
▶ 400m	19	Amber PURVIS	SR	52.80	4/9/11	D	3.5	0.62	2.62
▶ 800m	1	Anne KESSELRING	JR	2:02.15	6/11/11	30	2.82	32.82	
▶ 800m	7	Laura ROESLER	SO	2:03.12	5/28/11	18	1.86	19.86	
▶ 1500m	1	Jordan HASAY	JR	4:10.28	5/1/11	30	3.15	33.15	
▶ 1500m	9	Becca FRIDAY	JR	4:15.17	6/11/11	14	1.14	15.14	
▶ 1500m	11	Alex KOSINSKI	SR	4:15.67	6/10/10	D	10	1.00	3.00
▶ 1500m	15	Anne KESSELRING	JR	4:16.55	4/14/11	D	6	0.75	2.75
▶ 5000m	2	Jordan HASAY	JR	15:37.29	4/14/11	D	28	2.23	4.23
▶ 10k	39	Sarah ANDREWS	SO	33:53.44	3/25/11	0.275	0.00	0.28	
▶ Steeple	8	Melanie THOMPSON	SO	10:03.74	6/11/11	16	1.26	17.26	
▶ Steeple	31	Taylor WALLACE	JR	10:18.19	5/28/11	0.65	0.18	0.83	
▶ 4x100	13			43.82	4/22/11	8	0.99	8.99	
▶ 4x400	3			3:28.18	6/11/11	26	2.44	28.44	
▶ HJ	3	Brianne THEISEN	SR	1.86m	6-1½	5/15/10	26	2.05	28.05
▶ PV	34	Kortney ROSS	SO	4.08m	13-4½	5/6/11	0.5	0.00	0.50
▶ LJ	46	Lauryn NEWSON	SR	6.16m	20-2½	5/6/11	0.1	0.00	0.10
▶ DISC	43	Laura BOBEK	SO	51.07m	167-6	4/22/11	0.175	0.00	0.17
▶ HEPT	1	Brianne THEISEN	SR	6,094		6/10/10	30	4.63	34.63
Team Total								355.52	

2

LSU
Southeastern Conference

unch

Event	Scrd As	Athlete	Yr	Scored Mark		Date	Pl. Pts.	Bonus	TOTAL
Scored bests come from CURRENT season									
▶ 100m	1	Kimberlyn DUNCAN	JR	10.94w		3/28/12	30	3.38	33.38
▶ 400m	13	Rebecca ALEXANDER	SR	52.52		4/7/12	8	1.02	9.02
▶ 400m	18	Jonique DAY	SR	52.72		4/7/12	4	0.72	4.72
▶ 400m	42	Siedda HERBERT	JR	53.59		4/7/12	0.2	0.04	0.24
▶ 800m	5	Charlene LIPSEY	JR	2:02.91		4/7/12	22	2.06	24.06
▶ 1500m	47	Charlene LIPSEY	JR	4:20.91		3/23/12	0.075	0.00	0.08
▶ H100	26	Shanekia HALL	JR	13.33		3/28/12	0.9	0.24	1.14
▶ 4x400	7	Alexander, Herbert, Tate, Day		3:30.42		3/28/12	18	1.44	19.44
▶ LJ	29	Brittany PORTER	JR	6.22m	20-5	3/28/12	0.75	0.11	0.86
▶ HT	13	Brieanna KENNEDY	SR	61.88m	203-0	3/23/12	8	0.59	8.59
▶ HT	26	Karen HENNING	SO	60.11m	197-2	3/23/12	0.9	0.12	1.02
▶ HT	44	Denise HINTON	SO	58.23m	191-0	3/28/12	0.15	0.00	0.15
▶ HEPT	31	Alexandria GOCHENOUR	FR	5,225		3/28/12	0.65	0.00	0.65
Scored bests come from PRE-SEASON DATA									
▶ 100m	2	Semoy HACKETT	SR	10.98w		4/6/11	28	3.01	31.01
▶ 100m	26	Toshika SYLVESTER	SO	11.39w		4/23/11	0.9	0.28	1.18
▶ 200m	1	Kimberlyn DUNCAN	JR	22.18w		4/23/11	30	4.49	34.49
▶ 200m	2	Semoy HACKETT	SR	22.41w		5/11/11	28	3.28	31.28
▶ 200m	38	Rebecca ALEXANDER	SR	23.41w		4/23/11	0.3	0.01	0.31
▶ H100	5	Jasmin STOWERS	SO	12.86w		4/6/11	22	2.05	24.05
▶ H400	4	Cassandra TATE	SR	55.99		6/11/11	24	2.38	26.38
▶ 4x100	1			42.64		6/11/11	30	3.46	33.46
▶ PV	5	Rachel LAURENT	SR	4.35m	14-3¼	4/6/11	22	1.84	23.84
▶ TJ	22	Lynnika PITTS	SO	12.90mw	42-4	4/23/11	2	0.30	2.30
▶ DISC	19	Samia STOKES	SR	54.05m	177-4	3/18/11	3.5	0.41	3.91
Team Total									315.57

"Scrd As", short for "Scored As", Standing used for place points portion of performance's score combining preseason data (when applied) to current season data

Numbers in BLACK are both the performance's actual NCAA rank AND "scored as" rank Numbers in RED indicate actual NCAA rank does not exist or is worse than "scored as" rank Numbers in BLUE indicate actual NCAA rank is better than "scored as" rank

USTFCCCA Non-Member

Non-Member Schools Will NOT be ranked, beginning Week 2



2012 Outdoor Track & Field, Week #2

Only those who score >0.01 pts are shown
D denotes multiple-event rule in affect

WOMEN

3



Clemson

Atlantic Coast Conference

unch

Event	Scrd As	Athlete	Yr	Scored Mark		Date	Pl. Pts.	Bonus	TOTAL	
Scored bests come from CURRENT season										
▶ 100m	34	Dezerea BRYANT	FR	11.46		3/31/12	0.5	0.07	0.57	
▶ 100m	47	Monique GRACIA	SR	11.52		3/31/12	0.075	0.00	0.08	
▶ 200m	26	Dezerea BRYANT	FR	23.24		3/31/12	0.9	0.28	1.18	
▶ 200m	44	Bridgette OWENS	SO	23.51		3/31/12	0.15	0.00	0.15	
▶ H100	3	Brianna ROLLINS	SO	12.78		3/31/12	26	2.64	28.64	
▶ H100	6	Bridgette OWENS	SO	12.88		3/31/12	20	1.91	21.91	
▶ H100	29	Kendra HARRISON	FR	13.39		3/31/12	0.75	0.10	0.85	
▶ 4x100	6	Owens, Wesh, Bryant, Edgerson		43.45		4/6/12	20	1.75	21.75	
▶ 4x400	19	Pringley, Harrison, Fluker, Wesh		3:34.01		4/6/12	3.5	0.58	4.08	
▶ PV	28	Christy GASPARINO	SO	4.10m	13-5½	3/23/12	0.8	0.00	0.80	
▶ PV	35	Lauren TERSTAPPEN	SO	4.07m	13-4½	3/31/12	0.45	0.00	0.45	
▶ TJ	8	April SINKLER	SR	13.32mw	43-8½	3/31/12	16	1.50	17.50	
▶ TJ	11	Jasmine BRUNSON	JR	13.08m	42-11	3/23/12	10	0.70	10.70	
Scored bests come from PRE-SEASON DATA										
▶ 100m	11	Stormy KENDRICK	JR	11.23w		4/6/11	10	0.97	10.97	
▶ 100m	23	Jasmine EDGERSON	JR	11.36w		4/21/11	1.5	0.37	1.87	
▶ 200m	16	Stormy KENDRICK	JR	23.09		4/21/11	5	0.53	5.53	
▶ 200m	27	Marlena WESH	JR	23.26		4/21/11	0.85	0.25	1.10	
▶ 400m	6	Marlena WESH	JR	52.28		4/21/11	20	1.48	21.48	
▶ 10k	12	Kimberly RUCK	SR	33:16.45		3/25/11	9	0.88	9.88	
▶ H100	21	Monique GRACIA	SR	13.26w		5/13/11	2.5	0.40	2.90	
▶ H100	28	Jasmine EDGERSON	JR	13.37		5/28/11	0.8	0.15	0.95	
▶ H400	12	Sonni AUSTIN	JR	57.31		5/28/11	9	0.70	9.70	
▶ H400	16	Marlena WESH	JR	57.49		4/6/11	D	5	0.59	2.59
▶ Steeple	4	Alyssa KULIK	SR	9:57.51		6/11/11	24	2.19	26.19	
▶ HJ	10	April SINKLER	SR	1.83m	6-0	5/13/11	12	0.86	12.86	
▶ LJ	4	April SINKLER	SR	6.64mw	21-9½	5/13/11	24	2.08	26.08	
▶ LJ	33	Jasmine BRUNSON	JR	6.20m	20-4½	5/13/11	0.55	0.04	0.59	
▶ DISC	44	Brittney WALLER	JR	51.06m	167-6	5/13/11	0.15	0.00	0.15	
Team Total									241.50	

4



Southern California

Pacific-12 Conference

unch

Event	Scrd As	Athlete	Yr	Scored Mark		Date	Pl. Pts.	Bonus	TOTAL	
Scored bests come from CURRENT season										
▶ H100	40	Dalilah MUHAMMAD	SR	13.52		3/9/12	0.25	0.00	0.25	
▶ 4x400	34	Puterbaugh, Jones, Payne, Ndigagbor		3:37.70		3/28/12	0.5	0.05	0.55	
▶ TJ	40	Melia COX	FR	12.71m	41-8½	3/23/12	0.25	0.00	0.25	
▶ DISC	16	Alexandra COLLATZ	FR	54.24m	177-11	4/7/12	5	0.48	5.48	
▶ HT	3	Jenny OZORAI	SO	68.08m	223-4	3/9/12	26	3.68	29.68	
▶ HT	5	Marissa MINDERLER	SR	64.83m	212-8	3/9/12	22	1.81	23.81	
▶ HT	16	Jade NIEMEYER	SR	61.31m	201-1	3/28/12	5	0.44	5.44	
Scored bests come from PRE-SEASON DATA										
▶ 100m	8	Jessica DAVIS	SO	11.19		5/6/11	16	1.22	17.22	
▶ 100m	33	Aareon PAYNE	SR	11.45		4/30/11	0.55	0.10	0.65	
▶ 100m	37	Loudia LAARMAN	SO	11.47w		4/6/11	0.35	0.04	0.39	
▶ 200m	6	Aareon PAYNE	SR	22.83		6/11/11	20	1.39	21.39	
▶ 200m	7	Jessica DAVIS	SO	22.84		5/6/11	18	1.36	19.36	
▶ 5000m	18	Zsafia ERDELYI	SR	16:00.11		4/14/11	D	4	0.47	2.47
▶ 10k	17	Zsafia ERDELYI	SR	33:18.75		3/26/10	4.5	0.79	5.29	
▶ H100	11	Lauren BLACKBURN	SO	13.06		5/6/11	10	0.97	10.97	
▶ H400	6	Dalilah MUHAMMAD	SR	56.04		6/11/11	20	2.29	22.29	
▶ 4x100	4			43.42		6/11/11	24	1.81	25.81	
▶ LJ	31	Alitta BOYD	JR	6.21m	20-4½	5/6/11	0.65	0.08	0.73	
▶ TJ	13	Alitta BOYD	JR	13.07mw	42-10½	4/6/11	8	0.67	8.67	
▶ HT	11	Lauren CHAMBERS	SO	62.93m	206-5	4/16/10	10	0.88	10.88	
▶ JAV	8	Kristine BUSA	SR	52.61m	172-7	3/20/10	16	1.35	17.35	
▶ JAV	33	Marissa MINDERLER	SR	47.92m	157-2	4/2/10	0.55	0.00	0.55	
Team Total									229.47	

"Scrd As", short for "Scored As", Standing used for place points portion of performance's score combining preseason data (when applied) to current season data

Numbers in BLACK are both the performance's actual NCAA rank AND "scored as" rank Numbers in RED indicate actual NCAA rank does not exist or is worse than "scored as" rank Numbers in BLUE indicate actual NCAA rank is better than "scored as" rank

USTFCCCA Non-Member

Non-Member Schools Will NOT be ranked, beginning Week 2



2012 Outdoor Track & Field, Week #2

Only those who score >0.01 pts are shown
D denotes multiple-event rule in affect

WOMEN

5



Texas A&M

Big 12 Conference

unch

Event	Scrd As	Athlete	Yr	Scored Mark	Date	Pl. Pts.	Bonus	TOTAL	
Scored bests come from CURRENT season									
▶ 200m	31	Olivia EKPOÑO	FR	23.28	3/23/12	0.65	0.22	0.87	
▶ 400m	34	Kanika BECKLES	JR	53.42	4/7/12	0.5	0.15	0.65	
▶ 1500m	19	Natosha ROGERS	JR	4:17.06	3/28/12	D	3.5	0.61	2.61
▶ 5000m	7	Natosha ROGERS	JR	15:45.80	4/7/12		18	1.37	19.37
▶ H100	6	Donique' FLEMINGS	JR	12.88	3/28/12		20	1.91	21.91
▶ H400	23	Donique' FLEMINGS	JR	57.76	4/7/12		1.5	0.42	1.92
▶ HJ	31	Chelsea UTLEY	FR	1.78m	5-10	3/28/12	0.65	0.00	0.65
▶ PV	49	Aly DAILY	SR	4.00m	13-1½	4/7/12	0.025	0.00	0.03
▶ JAV	10	Laura ASIMAKIS	SR	51.93m	170-4	3/16/12	12	0.94	12.94
▶ HEPT	27	Jena HEMANN	FR	5,300	3/28/12	0.85	0.12	0.97	
▶ HEPT	36	Annie KUNZ	FR	5,174	3/28/12	0.4	0.00	0.40	
Scored bests come from PRE-SEASON DATA									
▶ 100m	4	Dominique DUNCAN	SR	11.05w	4/6/11	24	2.35	26.35	
▶ 100m	10	Ashley COLLIER	SO	11.22w	4/16/11	12	1.03	13.03	
▶ 200m	4	Dominique DUNCAN	SR	22.79w	4/16/11	24	1.53	25.53	
▶ 200m	22	Ashley COLLIER	SO	23.15	5/13/11	2	0.43	2.43	
▶ 400m	14	Ibukun MAYUNGBE	SO	52.63	5/13/11	7	0.84	7.84	
▶ 10k	45	Katherine DEVLIN	JR	33:56.98	4/14/11	0.125	0.00	0.13	
▶ 4x100	2			42.87	4/6/11	28	2.97	30.97	
▶ 4x400	1			3:26.31	6/11/11	30	3.31	33.31	
▶ PV	13	Laura ASIMAKIS	SR	4.23m	13-10½	5/13/11	8	0.67	8.67
▶ JAV	24	Bonnie RICHARDSON	JR	49.70m	163-0	5/13/11	1	0.17	1.17
Team Total								211.75	

6



Arkansas

Southeastern Conference

unch

Event	Scrd As	Athlete	Yr	Scored Mark	Date	Pl. Pts.	Bonus	TOTAL	
Scored bests come from CURRENT season									
▶ 5000m	12	Kristen GILLESPIE	SR	15:48.91	4/6/12	9	1.12	10.12	
▶ 10k	43	Dominique SCOTT	FR	33:54.95	4/6/12	0.175	0.00	0.17	
▶ Steeple	27	Grace HEYMSFIELD	SO	10:16.76	4/6/12	0.85	0.25	1.10	
Scored bests come from PRE-SEASON DATA									
▶ 200m	28	Regina GEORGE	JR	23.27w	5/11/11	0.8	0.24	1.04	
▶ 400m	7	Regina GEORGE	JR	52.31	5/28/11	18	1.42	19.42	
▶ 400m	10	Whitney JONES	SR	52.41	5/28/11	12	1.23	13.23	
▶ 800m	3	Stephanie BROWN	JR	2:02.59	5/28/11	26	2.38	28.38	
▶ 800m	45	Kristen GILLESPIE	SR	2:06.78	5/6/11	0.125	0.00	0.13	
▶ 1500m	18	Kristen GILLESPIE	SR	4:17.00	6/11/11	D	4	0.63	2.63
▶ 1500m	20	Stephanie BROWN	JR	4:17.21	4/14/11	D	3	0.57	2.57
▶ 1500m	39	Jillian ROSEN	SR	4:20.01	5/1/11	0.275	0.11	0.39	
▶ H100	15	Ivanique KEMP	SO	13.17w	5/6/11	6	0.61	6.61	
▶ H100	22	Brittany HYTER	SR	13.29w	5/6/11	2	0.33	2.33	
▶ H400	7	Brittany HYTER	SR	56.46	6/11/11	18	1.62	19.62	
▶ Steeple	46	Cali GEORGE	SR	10:21.54	5/28/11	0.1	0.00	0.10	
▶ 4x100	21			44.32	5/11/11	2.5	0.46	2.96	
▶ 4x400	4			3:28.63	4/27/11	24	2.24	26.24	
▶ HJ	26	Makeba ALCIDE	JR	1.79m	5-10½	5/11/11	0.9	0.12	1.02
▶ PV	1	Tina SUTEJ	SR	4.61m	15-1½	5/11/11	30	5.89	35.89
▶ PV	16	Tara DIEBOLD	SR	4.20m	13-9½	4/2/11	5	0.51	5.51
▶ HEPT	7	Makeba ALCIDE	JR	5,646	5/11/11	18	1.42	19.42	
Team Total								198.87	

"Scrd As", short for "Scored As", Standing used for place points portion of performance's score combining preseason data (when applied) to current season data

Numbers in BLACK are both the performance's actual NCAA rank AND "scored as" rank Numbers in RED indicate actual NCAA rank does not exist or is worse than "scored as" rank Numbers in BLUE indicate actual NCAA rank is better than "scored as" rank

USTFCCCA Non-Member

Non-Member Schools Will NOT be ranked, beginning Week 2



2012 Outdoor Track & Field, Week #2

Only those who score >0.01 pts are shown
D denotes multiple-event rule in affect

WOMEN

7



Florida

Southeastern Conference

▲ 4

Event	Scrd As	Athlete	Yr	Scored Mark	Date	Pl.	Pts.	Bonus	TOTAL
Scored bests come from CURRENT season									
▶ 200m	13	Darshay DAVIS	SO	23.03	4/6/12	8	0.72		8.72
▶ 400m	3	Lanie WHITTAKER	SO	52.06	4/6/12	26	1.91		27.91
▶ 400m	4	Ebony EUTSEY	SO	52.07	4/6/12	24	1.89		25.89
▶ H400	17	Ugonna NDU	JR	57.59	4/6/12	4.5	0.52		5.02
▶ Steeple	43	Agata STRAUSA	SO	10:21.03	4/6/12	0.175	0.03		0.21
▶ 4x100	15	Davis, Usery, Ndu, Eutsey		43.99	4/6/12	6	0.75		6.75
▶ LJ	24	Daniela GRIFFIN	SR	6.25m	20-6%	3/28/12	1	0.21	1.21
▶ LJ	33	Lorraine GRAHAM	SO	6.20m	20-4%	4/6/12	0.55	0.04	0.59
▶ TJ	13	Ciarra BREWER	FR	13.07m	42-10%	3/28/12	8	0.67	8.67
▶ DISC	41	Ashley MILLER	JR	51.39m	168-7	4/6/12	0.225	0.00	0.22
▶ HEPT	9	Brittany HARRELL	SO	5,608	3/28/12	14	1.19		15.19
Scored bests come from PRE-SEASON DATA									
▶ 100m	20	Darshay DAVIS	SO	11.32w	5/11/11	3	0.49		3.49
▶ 1500m	14	Cory MCGEE	SO	4:16.39	4/16/11	7	0.80		7.80
▶ Steeple	5	Genevieve LACAZE	SR	9:59.44	6/11/11	22	1.88		23.88
▶ 4x400	8			3:30.43	6/11/11	16	1.44		17.44
▶ SP	8	Keely MEDEIROS	SR	17.26m	56-7%	4/27/11	16	1.54	17.54
▶ SP	43	Fidela JAMES	SR	15.67m	51-5	5/11/11	0.175	0.00	0.17
▶ DISC	9	Keely MEDEIROS	SR	54.91m	180-2	4/27/11	14	0.86	14.86
▶ JAV	12	Fawn MILLER	SO	51.46m	168-10	5/11/11	9	0.78	9.78
Team Total									195.36

8



Oklahoma

Big 12 Conference

▼ 1

Event	Scrd As	Athlete	Yr	Scored Mark	Date	Pl.	Pts.	Bonus	TOTAL
Scored bests come from CURRENT season									
▶ SP	42	Bailey WAGNER	SR	15.68m	51-5½	3/28/12	0.2	0.00	0.20
▶ DISC	42	Bailey WAGNER	SR	51.24m	168-1	3/17/12	0.2	0.00	0.20
▶ JAV	1	Brittany BORMAN	SR	59.42m	194-11	4/5/12	30	7.83	37.83
▶ HEPT	34	Claire MCCONNELL	JR	5,204	3/28/12	0.5	0.00		0.50
Scored bests come from PRE-SEASON DATA									
▶ 100m	18	Shawna ANDERSON	SR	11.31w	4/23/11	4	0.52		4.52
▶ 100m	42	Sherine WELLS	SR	11.50	4/23/11	0.2	0.00		0.20
▶ 800m	39	Shakeeri COLE	SR	2:06.53	4/27/11	0.275	0.05		0.32
▶ 5000m	32	Jessica ENGEL	SR	16:07.64	5/1/11	0.6	0.22		0.82
▶ 10k	26	Jessica ENGEL	SR	33:38.99	5/28/11	0.9	0.24		1.14
▶ 4x100	14			43.87	5/13/11	7	0.92		7.92
▶ 4x400	26			3:36.01	4/27/11	0.9	0.29		1.19
▶ PV	13	Alexandra ACKER	SR	4.23m	13-10%	5/13/11	8	0.67	8.67
▶ LJ	4	Ti'Anca MOCK	SR	6.64m	21-9%	6/11/11	24	2.08	26.08
▶ SP	1	Tia BROOKS	JR	18.00m	59-¾	6/11/11	30	3.57	33.57
▶ SP	6	Karen SHUMP	JR	17.36m	56-11½	4/7/11	20	1.76	21.76
▶ DISC	5	Brittany BORMAN	SR	56.44m	185-2	4/8/11	22	1.86	23.86
▶ DISC	15	Karen SHUMP	JR	54.26m	178-0	5/13/11	6	0.48	6.48
Team Total									175.26

"Scrd As", short for "Scored As", Standing used for place points portion of performance's score combining preseason data (when applied) to current season data

Numbers in BLACK are both the performance's actual NCAA rank AND "scored as" rank Numbers in RED indicate actual NCAA rank does not exist or is worse than "scored as" rank Numbers in BLUE indicate actual NCAA rank is better than "scored as" rank

USTFCCCA Non-Member

Non-Member Schools Will NOT be ranked, beginning Week 2




2012 Outdoor Track & Field, Week #2

Only those who score >0.01 pts are shown
D denotes multiple-event rule in affect

WOMEN

9



Texas

Big 12 Conference

▼ 1

Event	Scrd As	Athlete	Yr	Scored Mark	Date	Pl.	Pts.	Bonus	TOTAL
Scored bests come from CURRENT season									
▶ 100m	11	Chalonda GOODMAN	JR	11.23w	3/15/12	10	0.97		10.97
▶ 200m	8	Chalonda GOODMAN	JR	22.85	4/6/12	16	1.32		17.32
▶ 400m	12	Briana NELSON	SO	52.49	4/6/12	9	1.08		10.08
▶ 1500m	29	Sara SUTHERLAND	SO	4:18.62	3/28/12	0.75	0.30		1.05
▶ H100	24	Morgan SNOW	FR	13.30w	3/15/12	1	0.31		1.31
▶ H400	9	Danielle DOWIE	SO	56.90	3/28/12	14	1.07		15.07
▶ 4x400	5	Smith, Chambers, Peter, Nelson		3:29.79	3/28/12	22	1.71		23.71
▶ PV	40	Natasha MASTERSON	JR	4.05m	13-3½	4/6/12	0.25	0.00	0.25
▶ SP	36	Amanda VAN DYKE	SR	15.84m	51-11½	4/6/12	0.4	0.00	0.40
Scored bests come from PRE-SEASON DATA									
▶ 100m	34	Allison PETER	SO	11.46w	4/6/11	0.5	0.07		0.57
▶ 200m	16	Christy UDOH	SO	23.09	5/28/11	5	0.53		5.53
▶ 200m	19	Allison PETER	SO	23.10	6/11/11	3.5	0.52		4.02
▶ 200m	28	Stacey-Ann SMITH	SR	23.27	3/19/11	0.8	0.24		1.04
▶ 400m	31	Kendra CHAMBERS	JR	53.38	5/13/11	0.65	0.17		0.82
▶ 5000m	35	Sara SUTHERLAND	SO	16:09.52	4/28/11	0.45	0.16		0.61
▶ H400	10	Angele COOPER	SR	57.03	4/6/11	12	0.91		12.91
▶ 4x100	7			43.65	6/11/11	18	1.33		19.33
▶ HJ	3	Shanay BRISCOE	SO	1.86m	6-1½	4/6/11	26	2.05	28.05
▶ HJ	10	Victoria LUCAS	SR	1.83m	6-0	6/11/11	12	0.86	12.86
▶ HJ	20	Beverly OWOYELE	SR	1.80m	5-10½	6/11/11	3	0.28	3.28
▶ LJ	22	A'Lexus BRANNON	SO	6.27mw	20-7	4/6/11	2	0.28	2.28
▶ DISC	24	Okwukwe OKOLIE	SR	53.34m	175-0	3/25/11	1	0.18	1.18
Team Total									172.65

10



Kansas

Big 12 Conference

▼ 1

Event	Scrd As	Athlete	Yr	Scored Mark	Date	Pl.	Pts.	Bonus	TOTAL
Scored bests come from CURRENT season									
▶ 100m	14	Paris DANIELS	JR	11.29w	4/7/12	7	0.61		7.61
▶ 200m	47	Paris DANIELS	JR	23.53w	4/7/12	0.075	0.00		0.08
▶ LJ	12	Francine SIMPSON	JR	6.44m	21-1½	3/28/12	9	0.86	9.86
▶ TJ	6	Andrea GEUBELLE	JR	13.38m	43-10½	3/28/12	20	1.76	21.76
▶ JAV	7	Heather BERGMANN	SR	52.64m	172-8	3/30/12	18	1.37	19.37
▶ HEPT	23	Lindsay VOLLMER	FR	5,323	3/28/12	1.5	0.19		1.69
Scored bests come from PRE-SEASON DATA									
▶ 400m	1	Diamond DIXON	SO	51.55	5/13/11	30	2.92		32.92
▶ Steeple	2	Rebeka STOWE	SR	9:53.12	5/1/11	28	2.91		30.91
▶ 4x100	34			44.91	4/2/11	0.5	0.07		0.57
▶ 4x400	14			3:33.00	6/11/11	7	0.73		7.73
▶ PV	37	Demi PAYNE	SO	4.06m	13-3½	4/6/11	0.35	0.00	0.35
▶ LJ	12	Andrea GEUBELLE	JR	6.44mw	21-1½	5/13/11	9	0.86	9.86
▶ DISC	17	Jessica MAROSZEK	SO	54.21m	177-10	4/20/11	4.5	0.47	4.97
▶ HT	6	Alena KRECHYK	JR	64.57m	211-10	4/1/10	20	1.67	21.67
▶ HEPT	48	Rebecca NEVILLE	JR	5,120	5/13/11	0.05	0.00		0.05
Team Total									169.42

"Scrd As", short for "Scored As", Standing used for place points portion of performance's score combining preseason data (when applied) to current season data

Numbers in BLACK are both the performance's actual NCAA rank AND "scored as" rank Numbers in RED indicate actual NCAA rank does not exist or is worse than "scored as" rank Numbers in BLUE indicate actual NCAA rank is better than "scored as" rank

USTFCCCA Non-Member

Non-Member Schools Will NOT be ranked, beginning Week 2



2012 Outdoor Track & Field, Week #2

Only those who score >0.01 pts are shown
D denotes multiple-event rule in affect

WOMEN

11



Texas Tech

Big 12 Conference

▼ 1

Event	Scrd As	Athlete	Yr	Scored Mark		Date	Pl. Pts.	Bonus	TOTAL	
Scored bests come from CURRENT season										
▶ 100m	44	Candace JACKSON	JR	11.51		3/16/12	0.15	0.00	0.15	
▶ 800m	22	Caroline JEPLETING	SR	2:05.37		4/7/12	2	0.42	2.42	
▶ 10k	7	Rose TANUI	SR	33:08.70		4/6/12	18	1.16	19.16	
▶ H100	48	Precious NWOKEY	SR	13.59		3/28/12	0.05	0.00	0.05	
▶ 4x100	16	Evans, Alexander, Jackson, White		44.01		4/7/12	5	0.73	5.73	
▶ 4x400	13	Jackson, Alexander, Lewis, Nwokey		3:32.36		3/28/12	8	0.86	8.86	
▶ LJ	39	Precious NWOKEY	SR	6.17m	20-3	3/16/12	0.275	0.00	0.28	
▶ HT	47	Kelly CLOSSE	SR	57.92m	190-0	3/16/12	0.075	0.00	0.08	
▶ JAV	16	Hannah CARSON	FR	50.86m	166-10	3/16/12	5	0.57	5.57	
▶ HEPT	11	Precious NWOKEY	SR	5,533		3/28/12	10	0.84	10.84	
Scored bests come from PRE-SEASON DATA										
▶ 100m	18	Terra EVANS	SR	11.31w		4/6/11	4	0.52	4.52	
▶ 100m	24	Erica ALEXANDER	SR	11.37w		4/2/11	1	0.34	1.34	
▶ 200m	9	Candace JACKSON	JR	22.96w		4/2/11	14	0.95	14.95	
▶ 200m	16	Terra EVANS	SR	23.09w		4/2/11	5	0.53	5.53	
▶ 200m	35	Taylor EVANS	SR	23.37w		3/26/11	0.45	0.07	0.52	
▶ 400m	15	Candace JACKSON	JR	52.71		4/22/11	D	6	0.73	2.73
▶ 400m	23	Taylor EVANS	SR	53.06		4/14/11	1.5	0.38	1.88	
▶ 1500m	38	Caroline JEPLETING	SR	4:19.77		4/14/11	0.3	0.15	0.45	
▶ H100	19	Katie GRIMES	JR	13.25		4/22/11	3.5	0.43	3.93	
▶ PV	2	Shade WEYGANDT	JR	4.45m	14-7½	4/6/11	28	3.31	31.31	
▶ SP	2	Ifeatu OKAFOR	JR	17.77m	58-3¾	5/13/11	28	2.83	30.83	
▶ SP	15	Kelly CLOSSE	SR	16.60m	54-5½	4/14/11	6	0.62	6.62	
▶ DISC	21	Ifeatu OKAFOR	JR	53.77m	176-5	4/22/11	2.5	0.32	2.82	
▶ DISC	23	Kelly CLOSSE	SR	53.46m	175-4	5/28/11	1.5	0.22	1.72	
Team Total									162.27	

12



UCF

Conference USA

▲ 1

Event	Scrd As	Athlete	Yr	Scored Mark	Date	Pl. Pts.	Bonus	TOTAL
Scored bests come from CURRENT season								
▶ 100m	6	Octavious FREEMAN	FR	11.10	4/6/12	20	1.89	21.89
▶ 100m	32	Dominique BOOKER	SO	11.44	3/23/12	0.6	0.13	0.73
▶ 200m	5	Octavious FREEMAN	FR	22.80	4/6/12	22	1.49	23.49
▶ LJ	39	Jacquelyn GILCHRIST	SR	6.17m	20-3	0.275	0.00	0.28
Scored bests come from PRE-SEASON DATA								
▶ 100m	7	Aurieyall SCOTT	SO	11.17w	4/16/11	18	1.34	19.34
▶ 100m	22	Sheila PAUL	SR	11.35	5/12/11	2	0.40	2.40
▶ 200m	11	Aurieyall SCOTT	SO	22.98	4/1/11	10	0.89	10.89
▶ 200m	36	Sheila PAUL	SR	23.40	5/12/11	0.4	0.02	0.42
▶ 200m	41	Dominique BOOKER	SO	23.46	5/12/11	0.225	0.00	0.22
▶ 400m	43	Afia CHARLES	SO	53.60	5/12/11	0.175	0.04	0.21
▶ H100	4	Jackie COWARD	SR	12.79w	6/11/11	24	2.57	26.57
▶ H100	18	Karessa FARLEY	SR	13.22	5/5/11	4	0.50	4.50
▶ H400	17	Jackie COWARD	SR	57.59	5/12/11	4.5	0.52	5.02
▶ H400	36	Sandy JEAN-CLAUDE	SO	58.84	5/12/11	0.4	0.00	0.40
▶ 4x100	4			43.42	5/12/11	24	1.81	25.81
▶ 4x400	27			3:36.37	5/28/11	0.85	0.24	1.09
▶ LJ	9	Sonnisha WILLIAMS	JR	6.50m	21-4	14	1.07	15.07
▶ LJ	24	Jen CLAYTON	SO	6.25mw	20-6¼	1	0.21	1.21
Team Total								159.54

"Scrd As", short for "Scored As", Standing used for place points portion of performance's score combining preseason data (when applied) to current season data

Numbers in BLACK are both the performance's actual NCAA rank AND "scored as" rank Numbers in RED indicate actual NCAA rank does not exist or is worse than "scored as" rank Numbers in BLUE indicate actual NCAA rank is better than "scored as" rank

USTFCCCA Non-Member

Non-Member Schools Will NOT be ranked, beginning Week 2



2012 Outdoor Track & Field, Week #2

Only those who score >0.01 pts are shown
D denotes multiple-event rule in affect

WOMEN

13



Arizona

Pacific-12 Conference

▲ 1

Event	Scrd As	Athlete	Yr	Scored Mark	Date	Pl. Pts.	Bonus	TOTAL
Scored bests come from CURRENT season								
▶ 400m	31	Echos BLEVINS	SR	53.38	3/31/12	0.65	0.17	0.82
▶ 400m	44	Shapri ROMERO	SO	53.61	3/31/12	0.15	0.03	0.18
▶ 10k	9	Jennifer BERGMAN	JR	33:10.87	4/6/12	14	1.08	15.08
▶ 10k	10	Elvin KIBET	SO	33:13.58	4/6/12	12	0.98	12.98
▶ H400	5	Georganne MOLINE	JR	56.02	3/31/12	22	2.32	24.32
▶ HJ	1	Brigetta BARRETT	JR	1.95m 6-4¾	4/6/12	30	6.11	36.11
▶ SP	4	Alyssa HASSLEN	JR	17.70m 58-1	3/31/12	24	2.61	26.61
▶ HT	17	Taylor BUSH	JR	61.14m 200-7	4/5/12	4.5	0.39	4.89
Scored bests come from PRE-SEASON DATA								
▶ 5000m	24	Jennifer BERGMAN	JR	16:04.72	4/14/11	1	0.32	1.32
▶ H100	27	Dahlys MARSHALL	SR	13.36	5/6/11	0.85	0.17	1.02
▶ Steeple	13	Hannah MOEN	SR	10:10.61	5/28/11	8	0.57	8.57
▶ 4x100	39			45.03	5/6/11	0.275	0.00	0.28
▶ 4x400	11			3:31.67	5/6/11	10	1.07	11.07
▶ DISC	18	Taylor FREEMAN	JR	54.09m 177-5	5/6/11	4	0.43	4.43
▶ DISC	34	Alyssa HASSLEN	JR	52.18m 171-2	4/30/11	0.5	0.00	0.50
▶ HEPT	25	Liana FUENTES	SR	5,313	5/6/11	0.95	0.16	1.11
Team Total								149.28

14



Georgia

Southeastern Conference

▼ 2

Event	Scrd As	Athlete	Yr	Scored Mark	Date	Pl. Pts.	Bonus	TOTAL
Scored bests come from CURRENT season								
▶ 800m	31	Megan MALASARTE	SO	2:06.05	4/6/12	0.65	0.20	0.85
▶ PV	4	Morgann LELEUX	FR	4.36m 14-3¾	3/23/12	24	1.94	25.94
▶ DISC	8	Hilenn JAMES	SO	54.97m 180-4	3/23/12	16	0.90	16.90
▶ JAV	37	Allison UPDIKE	FR	47.54m 155-11	3/23/12	0.35	0.00	0.35
Scored bests come from PRE-SEASON DATA								
▶ 1500m	28	Kristie KRUEGER	JR	4:18.58	4/3/10	0.8	0.31	1.11
▶ 4x100	41			45.11	4/8/11	0.225	0.00	0.23
▶ HJ	10	Saniel ATKINSON	JR	1.83m 6-0	4/8/11	12	0.86	12.86
▶ TJ	3	Colleen FELIX	SR	13.58mw 44-6¾	4/8/11	26	2.90	28.90
▶ TJ	9	Maria AUGUTIS	JR	13.29mw 43-7¾	5/11/11	14	1.37	15.37
▶ TJ	26	Saniel ATKINSON	JR	12.84mw 42-1½	4/8/11	0.9	0.17	1.07
▶ SP	25	Hilenn JAMES	SO	16.14m 52-11½	4/1/11	0.95	0.10	1.05
▶ HT	4	Nikola LOMNICKA	SR	64.88m 212-10	6/11/11	24	1.83	25.83
▶ JAV	36	Colleen FELIX	SR	47.62m 156-3	3/25/11	0.4	0.00	0.40
▶ HEPT	15	Lucie ONDRASCHKOVA	JR	5,447	4/13/11	6	0.57	6.57
Team Total								137.45

"Scrd As", short for "Scored As", Standing used for place points portion of performance's score combining preseason data (when applied) to current season data

Numbers in BLACK are both the performance's actual NCAA rank AND "scored as" rank Numbers in RED indicate actual NCAA rank does not exist or is worse than "scored as" rank Numbers in BLUE indicate actual NCAA rank is better than "scored as" rank

USTFCCCA Non-Member

Non-Member Schools Will NOT be ranked, beginning Week 2



2012 Outdoor Track & Field, Week #2

Only those who score >0.01 pts are shown
D denotes multiple-event rule in affect

WOMEN

15



Arizona State

Pacific-12 Conference

▲ 4

Event	Scrd As	Athlete	Yr	Scored Mark	Date	Pl. Pts.	Bonus	TOTAL
Scored bests come from CURRENT season								
800m	9	Shelby HOULIHAN	FR	2:03.85	4/5/12	14	1.15	15.15
PV	16	Shaylah SIMPSON	SO	4.20m	13-9%	4/5/12	5	0.51 5.51
LJ	8	Christabel NETTEY	SO	6.58m	21-7%	3/16/12	16	1.56 17.56
TJ	30	Christabel NETTEY	SO	12.80m	42-0	3/23/12	0.7	0.08 0.78
SP	45	Alex HARTIG	FR	15.59m	51-1%	4/5/12	0.125	0.00 0.13
HT	42	Ashley LAMPLEY	JR	58.47m	191-10	3/16/12	0.2	0.00 0.20
HEPT	8	Keia PINNICK	SO	5,622	3/29/12	16	1.27	17.27
Scored bests come from PRE-SEASON DATA								
100m	42	Kayla SANCHEZ	SR	11.50w	4/22/11	0.2	0.00	0.20
H400	21	Kayla SANCHEZ	SR	57.70	5/6/11	2.5	0.46	2.96
H400	26	Keia PINNICK	JR	57.97	4/14/11	0.9	0.29	1.19
4x100	20			44.28	5/6/11	3	0.49	3.49
4x400	16			3:33.22	4/14/11	5	0.70	5.70
LJ	24	Alycia HERRING	SO	6.25m	20-6%	3/18/11	1	0.21 1.21
SP	9	Anna JELMINI	SO	17.24m	56-6%	4/14/11	14	1.50 15.50
DISC	1	Anna JELMINI	SO	60.54m	198-7	4/22/11	30	5.28 35.28
HT	37	Cj NAVARRO	SR	58.97m	193-5	5/28/11	0.35	0.00 0.35
Team Total								122.48

16



Tennessee

Southeastern Conference

unch

Event	Scrd As	Athlete	Yr	Scored Mark	Date	Pl. Pts.	Bonus	TOTAL
Scored bests come from CURRENT season								
100m	37	Brittany JONES	SR	11.47	3/31/12	0.35	0.04	0.39
200m	28	Brittany JONES	SR	23.27	3/31/12	0.8	0.24	1.04
H100	46	Ellen WORTHAM	SR	13.58	3/31/12	0.1	0.00	0.10
4x100	23	Harris, Jones, Octave, Jackson		44.44	3/31/12	1.5	0.38	1.88
Scored bests come from PRE-SEASON DATA								
800m	4	Chanelle PRICE	SR	2:02.84	6/11/11	24	2.13	26.13
1500m	34	Brittany SHEFFEY	SR	4:19.49	5/11/11	0.5	0.19	0.69
H400	3	Ellen WORTHAM	SR	55.70	5/11/11	26	2.93	28.93
4x400	12			3:32.15	6/11/11	9	0.92	9.92
PV	44	Linda HADFIELD	SO	4.01m	13-1%	5/11/11	0.15	0.00 0.15
SP	5	Annie ALEXANDER	SR	17.66m	57-11%	6/11/11	22	2.48 24.48
DISC	4	Annie ALEXANDER	SR	58.58m	192-2	5/28/11	24	3.40 27.40
Team Total								121.10

17



Kansas State

Big 12 Conference

▼ 2

Event	Scrd As	Athlete	Yr	Scored Mark	Date	Pl. Pts.	Bonus	TOTAL
Scored bests come from CURRENT season								
1500m	42	Boglarka BOZZAY	SR	4:20.28	4/5/12	0.2	0.08	0.28
HJ	8	Alyx TREASURE	FR	1.84m	6-½	3/28/12	16	1.16 17.16
LJ	28	Kim HABERMAN	SR	6.23mw	20-5%	4/7/12	0.8	0.15 0.95
HEPT	24	Mairead MURPHY	SR	5,315	3/29/12	1	0.16	1.16
Scored bests come from PRE-SEASON DATA								
800m	28	Boglarka BOZZAY	SR	2:05.77	5/28/11	0.8	0.29	1.09
H100	43	Ryann KRAIS	SR	13.56w	6/9/11	0.175	0.00	0.17
H400	2	Ryann KRAIS	SR	55.68	6/11/11	28	2.97	30.97
Steeple	7	Martina TRESCH	JR	10:03.50	6/11/11	18	1.28	19.28
TJ	7	TiAra WALPOOL	SR	13.35m	43-9%	5/13/11	18	1.63 19.63
HEPT	3	Ryann KRAIS	SR	5,961	6/11/11	26	3.47	29.47
HEPT	45	Julia ZEINER	SO	5,142	5/13/11	0.125	0.00	0.13
Team Total								120.30

18



Baylor

Big 12 Conference

▼ 1

Event	Scrd As	Athlete	Yr	Scored Mark	Date	Pl. Pts.	Bonus	TOTAL
Scored bests come from CURRENT season								
200m	36	Tiffani MCREYNOLDS	SO	23.40	3/23/12	0.4	0.02	0.42
400m	21	Diamond RICHARDSON	SR	52.94	3/23/12	2.5	0.45	2.95
5000m	52	Cate WESTENHOVER	JR	16:13.84	4/6/12		0.02	0.02
H400	19	Christina HOLLAND	JR	57.69	3/28/12	3.5	0.46	3.96
Scored bests come from PRE-SEASON DATA								
100m	24	Tiffani MCREYNOLDS	SO	11.37w	4/23/11	1	0.34	1.34
200m	46	Diamond RICHARDSON	SR	23.52	3/18/11	0.1	0.00	0.10
800m	37	Brittany OGUNMOKUN	JR	2:06.43	5/13/11	0.35	0.08	0.43
H100	2	Tiffani MCREYNOLDS	SO	12.74w	4/6/11	28	2.94	30.94
4x100	11			43.75	4/27/11	10	1.13	11.13
4x400	10			3:31.58	4/27/11	12	1.09	13.09
TJ	5	Jessica UBANYIONWU	SR	13.44m	44-1%	5/13/11	22	2.02 24.02
SP	11	Skylar WHITE	JR	17.16m	56-3%	3/25/11	10	1.32 11.32
DISC	14	Skylar WHITE	JR	54.34m	178-3	4/23/11	7	0.51 7.51
HT	20	Erin ATKINSON	SO	60.46m	198-4	4/9/11	3	0.21 3.21
Team Total								110.45

"Scrd As", short for "Scored As", Standing used for place points portion of performance's score combining preseason data (when applied) to current season data

Numbers in BLACK are both the performance's actual NCAA rank AND "scored as" rank Numbers in RED indicate actual NCAA rank does not exist or is worse than "scored as" rank Numbers in BLUE indicate actual NCAA rank is better than "scored as" rank

USTFCCCA Non-Member

Non-Member Schools Will NOT be ranked, beginning Week 2



2012 Outdoor Track & Field, Week #2

Only those who score >0.01 pts are shown
D denotes multiple-event rule in affect

WOMEN

19



Auburn

Southeastern Conference

▼ 1

Event	Scrd As	Athlete	Yr	Scored Mark	Date	Pl. Pts.	Bonus	TOTAL	
Scored bests come from PRE-SEASON DATA									
▶ 100m	13	Nivea SMITH	SR	11.27w	5/11/11	8	0.73	8.73	
▶ 200m	3	Nivea SMITH	SR	22.44w	5/11/11	26	3.12	29.12	
▶ 200m	14	Kai SELVON	JR	23.07	6/11/11	7	0.59	7.59	
▶ 400m	28	CeCe WILLIAMS	SR	53.22	6/11/11	0.8	0.27	1.07	
▶ 4x100	12			43.80	4/1/11	9	1.03	10.03	
▶ 4x400	2			3:26.46	6/11/11	28	3.24	31.24	
▶ HJ	6	Maya PRESSLEY	JR	1.85m	6-¾	5/11/11	20	1.59	21.59
Team Total								109.38	

20



Nebraska

Big Ten Conference

▲ 3

Event	Scrd As	Athlete	Yr	Scored Mark	Date	Pl. Pts.	Bonus	TOTAL	
Scored bests come from CURRENT season									
▶ 800m	8	Ashley MILLER	SR	2:03.33	4/5/12	16	1.65	17.65	
▶ SP	21	Veronica GRIZZLE	SO	16.30m	53-5"	4/5/12	2.5	0.28	2.78
▶ DISC	30	Morgan WILKEN	JR	52.66m	172-9	4/5/12	0.7	0.00	0.70
Scored bests come from PRE-SEASON DATA									
▶ 400m	38	Mara WEEKES	SO	53.49	5/13/11	0.3	0.10	0.40	
▶ 1500m	27	Ashley MILLER	SR	4:18.53	6/11/11	0.85	0.32	1.17	
▶ Steeple	19	Martina BARINOVA	SO	10:12.45	4/9/11	3.5	0.48	3.98	
▶ Steeple	48	Jessica FURLAN	JR	10:22.29	4/9/11	0.05	0.00	0.05	
▶ 4x400	35			3:37.73	5/13/11	0.45	0.04	0.49	
▶ PV	28	Cami JISKRA	SR	4.10m	13-5"	4/20/11	0.8	0.00	0.80
▶ PV	49	Breanna BUSSEL	SR	4.00m	13-1"	4/20/11	0.025	0.00	0.03
▶ LJ	2	Mara GRIVA	JR	6.70mw	21-11"	5/13/11	28	2.67	30.67
▶ TJ	1	Mara GRIVA	JR	13.81m	45-3"	5/13/11	30	4.37	34.37
▶ TJ	16	Tara KORSHOJ	JR	12.99mw	42-7"	5/13/11	5	0.50	5.50
▶ SP	29	Annie JACKSON	SO	15.96m	52-4"	5/13/11	0.75	0.00	0.75
▶ HT	23	Victoria ZIMMERMAN	SR	60.28m	197-9	5/13/11	1.5	0.16	1.66
▶ HT	26	Jade SIEGEL	SR	60.11m	197-2	4/27/11	0.9	0.12	1.02
▶ HEPT	39	Anne MARTIN	SO	5,167	5/13/11	0.275	0.00	0.28	
▶ HEPT	43	Rachel BUTLER	SR	5,150	5/13/11	0.175	0.00	0.17	
Team Total								102.46	

21



Southern Illinois

Missouri Valley Conference

unch

Event	Scrd As	Athlete	Yr	Scored Mark		Date	Pl. Pts.	Bonus	TOTAL
Scored bests come from CURRENT season									
▶ SP	2	Jeneva MCCALL	SR	17.77m	58-3½	4/7/12	28	2.83	30.83
▶ DISC	3	Jeneva MCCALL	SR	58.75m	192-9	4/7/12	26	3.56	29.56
▶ DISC	48	Ashley GASTON	FR	50.68m	166-3	3/31/12	0.05	0.00	0.05
▶ HT	2	Jeneva MCCALL	SR	69.39m	227-8	3/23/12	28	4.68	32.68
▶ HT	31	Kim FORTNEY	SO	59.50m	195-2	3/31/12	0.65	0.00	0.65
▶ HT	33	DeAnna PRICE	FR	59.27m	194-5	3/31/12	0.55	0.00	0.55
Scored bests come from PRE-SEASON DATA									
▶ TJ	23	Malaikah LOVE	SR	12.89mw	42-3½	5/13/11	1.5	0.28	1.78
▶ HEPT	26	Malaikah LOVE	SR	5,303		5/13/11	0.9	0.13	1.03
Team Total							97.13		

22



Stanford

Pacific-12 Conference

▼ 2

Event	Scrd As	Athlete	Yr	Scored Mark		Date	Pl. Pts.	Bonus	TOTAL
Scored bests come from CURRENT season									
▶ H100	30	Katie NELMS	SO	13.40		4/6/12	0.7	0.08	0.78
▶ Steeple	47	Mary Kate ANSELIMI	FR	10:22.25		4/6/12	0.075	0.00	0.08
▶ 4x100	24	Hendricks, Livingston, Gradiska, Carter		44.56		4/6/12	1	0.30	1.30
▶ 4x400	45	O'Hare, Schueler, Livingston, Carter		3:39.10		4/6/12	0.125	0.00	0.13
▶ LJ	9	Arantxa KING	SR	6.50m	21-4	3/28/12	14	1.07	15.07
▶ JAV	20	Brianna BAIN	FR	50.21m	164-8	3/3/12	3	0.35	3.35
Scored bests come from PRE-SEASON DATA									
▶ 100m	39	Shataya HENDRICKS	SR	11.49		4/16/11	0.275	0.00	0.28
▶ 800m	29	Joy O'HARE	JR	2:05.83		5/6/11	0.75	0.27	1.02
▶ 800m	38	Justine FEDRONIC	JR	2:06.46		5/1/11	0.3	0.07	0.37
▶ 5000m	6	Kathy KROEGER	JR	15:45.55		6/11/11	20	1.39	21.39
▶ H100	13	Kori CARTER	SO	13.12		5/1/11	8	0.73	8.73
▶ H400	11	Kori CARTER	SO	57.10		5/6/11	10	0.83	10.83
▶ H400	42	Katie NELMS	SO	58.91		5/6/11	0.2	0.00	0.20
▶ PV	3	Katerina STEFANIDI	SR	4.42m	14-6	3/25/11	26	2.83	28.83
▶ PV	22	Ellie MCCARDWELL	SO	4.16m	13-7"	4/23/11	2	0.29	2.29
Team Total									94.63

"Scrd As", short for "Scored As", Standing used for place points portion of performance's score combining preseason data (when applied) to current season data

Numbers in BLACK are both the performance's actual NCAA rank AND "scored as" rank Numbers in RED indicate actual NCAA rank does not exist or is worse than "scored as" rank Numbers in BLUE indicate actual NCAA rank is better than "scored as" rank

USTFCCCA Non-Member

Non-Member Schools Will NOT be ranked, beginning Week 2



2012 Outdoor Track & Field, Week #2

Only those who score >0.01 pts are shown
D denotes multiple-event rule in affect

WOMEN

23



BYU

West Coast Conference

▲ 1

Event	Scrd As	Athlete	Yr	Scored Mark	Date	Pl.	Pts.	Bonus	TOTAL
Scored bests come from CURRENT season									
800m	6	Nachelle MACKIE	JR	2:03.02	4/6/12	20	1.95		21.95
HJ	20	Lexi EATON	FR	1.80m	5-10%	4/7/12	3	0.28	3.28
PV	11	Christen BOTTERON-GUNTHER	SR	4.25m	13-11%	3/28/12	10	0.78	10.78
PV	43	Nicole NAATJES	FR	4.02m	13-2%	4/7/12	0.175	0.00	0.17
JAV	14	Allyson WARDELL-ANDERSEN	JR	51.19m	167-11	3/23/12	7	0.69	7.69
Scored bests come from PRE-SEASON DATA									
800m	11	Lacey BLEAZARD	SR	2:04.78	4/14/11	10	0.61		10.61
10k	27	Morgan HAWS	JR	33:39.65	3/25/11	0.85	0.23		1.08
Steeple	18	Katy ANDREWS	SR	10:12.04	4/14/11	4	0.50		4.50
4x100	47			45.33	4/1/11	0.075	0.00		0.08
HJ	3	Ada ROBINSON	SR	1.86m	6-1%	5/11/11	26	2.05	28.05
HJ	48	Diana BLAUER	SR	1.77m	5-9%	5/11/11	0.05	0.00	0.05
PV	28	Kelli EHARDT	SR	4.10m	13-5%	5/4/11	0.8	0.00	0.80
Team Total									89.03

24



Florida State

Atlantic Coast Conference

▼ 2

Event	Scrd As	Athlete	Yr	Scored Mark	Date	Pl.	Pts.	Bonus	TOTAL
Scored bests come from CURRENT season									
5000m	37	Kayleigh TYERMAN	JR	16:09.74	4/6/12	0.35	0.15		0.50
Steeple	20	Colleen QUIGLEY	FR	10:13.73	4/6/12	3	0.41		3.41
LJ	16	Amy HARRIS	SR	6.40mw	21-0	3/21/12	5	0.73	5.73
TJ	4	Michelle JENIJE	SR	13.47mw	44-2½	3/28/12	24	2.20	26.20
SP	48	Chelsea WHALEN	SO	15.47m	50-9%	3/21/12	0.05	0.00	0.05
JAV	43	Chelsea WHALEN	SO	46.94m	154-0	3/21/12	0.175	0.00	0.17
Scored bests come from PRE-SEASON DATA									
100m	21	Marecia PEMBERTON	JR	11.34	4/8/11	2.5	0.43		2.93
800m	16	Hannah BROOKS	SR	2:04.88	5/14/11	5	0.58		5.58
800m	27	Violah LAGAT	SR	2:05.67	5/1/11	0.85	0.32		1.17
800m	41	Amanda WINSLOW	JR	2:06.61	5/14/11	0.225	0.02		0.25
1500m	13	Amanda WINSLOW	JR	4:16.20	5/1/11	8	0.85		8.85
1500m	17	Hannah BROOKS	SR	4:16.61	5/1/11	D	4.5	0.74	2.74
1500m	23	Jessica PARRY	SO	4:17.90	5/14/11	1.5	0.40		1.90
1500m	43	Jackie DROUIN	SR	4:20.43	5/14/11	0.175	0.06		0.23
5000m	38	Hannah BROOKS	SR	16:09.81	4/1/11	0.3	0.15		0.45
5000m	49	Jessica PARRY	SO	16:12.70	4/1/11	0.025	0.06		0.08
Steeple	22	Jennifer DUNN	JR	10:14.58	6/6/10	2	0.36		2.36
4x100	7			43.65	6/11/11	18	1.33		19.33
Team Total									81.94

"Scrd As", short for "Scored As", Standing used for place points portion of performance's score combining preseason data (when applied) to current season data

Numbers in BLACK are both the performance's actual NCAA rank AND "scored as" rank Numbers in RED indicate actual NCAA rank does not exist or is worse than "scored as" rank Numbers in BLUE indicate actual NCAA rank is better than "scored as" rank

USTFCCCA Non-Member

Non-Member Schools Will NOT be ranked, beginning Week 2



2012 Outdoor Track & Field, Week #2

Only those who score >0.01 pts are shown
D denotes multiple-event rule in affect

WOMEN

25



Iowa State

Big 12 Conference

▲ 2

Event	Scrd As	Athlete	Yr	Scored Mark		Date	Pl. Pts.	Bonus	TOTAL
Scored bests come from CURRENT season									
▶ 800m	20	Ejiroghene OKORO	JR	2:05.02		4/6/12	3	0.53	3.53
▶ 10k	1	Meaghan NELSON	JR	32:33.40		4/6/12	30	2.97	32.97
▶ H400	8	Kianna ELAHI	SR	56.53		4/5/12	16	1.53	17.53
▶ H400	24	Eseroghene OKORO	JR	57.88		3/23/12	1	0.35	1.35
▶ 4x400	44	Shoeman, Okoro, Christensen, Elahi		3:39.05		4/5/12	0.15	0.00	0.15
▶ SP	39	Danielle FRERE	JR	15.79m	51-9%	3/23/12	0.275	0.00	0.28
▶ HT	39	LaisHEMA HAMPTON	JR	58.63m	192-4	3/23/12	0.275	0.00	0.28

Scored bests come from PRE-SEASON DATA

5000m	16	Dani STACK	JR	15:55.69	4/14/11	5	0.67	5.67
5000m	28	Betsy SAINA	SR	16:06.05	5/13/11	0.8	0.27	1.07
10k	11	Betsy SAINA	JR	33:13.87	3/25/11	10	0.97	10.97
10k	22	Dani STACK	JR	33:28.36	5/28/11	2	0.44	2.44
HEPT	29	Jordon ANDREASSEN	SR	5,233	5/13/11	0.75	0.00	0.75

Team Total 76.98

26



Louisville

BIG EAST Conference

▲ 35

Event	Scrd As	Athlete	Yr	Scored Mark		Date	Pl. Pts.	Bonus	TOTAL
Scored bests come from CURRENT season									
▶ 10k	8	Holly KNIGHT	SR	33:08.99		4/6/12	16	1.15	17.15
▶ HJ	31	Michelle THEOPHILLE	SO	1.78m	5-10	3/15/12	0.65	0.00	0.65
▶ SP	27	Chinwe OKORO	SR	16.03m	52-7½	3/24/12	0.85	0.00	0.85
▶ SP	34	Amashi-Ali KENDALL	JR	15.87m	52-1	3/15/12	0.5	0.00	0.50
▶ DISC	7	Chinwe OKORO	SR	55.90m	183-4	4/7/12	18	1.51	19.51
▶ DISC	10	Khadija ABDULLAH	SR	54.75m	179-7	4/7/12	12	0.75	12.75
▶ JAV	9	Jenna WARGO	SO	52.04m	170-9	4/7/12	14	0.98	14.98

Scored bests come from PRE-SEASON DATA

▶ 5000m	29	Holly KNIGHT	SR	16:06.25		4/15/11	0.75	0.27	1.02
▶ HJ	31	Megan SCHUBERT	SR	1.78m	5-10	5/6/11	0.65	0.00	0.65
▶ LJ	21	Charachesicia LOCKHART	SR	6.29mw	20-7%	3/24/11	2.5	0.35	2.85
▶ SP	16	Khadija ABDULLAH	SR	16.58m	54-4%	5/28/11	5	0.60	5.60

Team Total 76.51

27



Southern Miss


Conference USA

▼ 1

Event	Scrd As	Athlete	Yr	Scored Mark		Date	Pl. Pts.	Bonus	TOTAL
Scored bests come from PRE-SEASON DATA									
▶ 4x100	22			44.41		5/28/11	2	0.40	2.40
▶ HJ	10	Ke'Airra JONES	SR	1.83m	6-0	6/11/11	12	0.86	12.86
▶ LJ	4	Tori BOWIE	SR	6.64m	21-9%	6/11/11	24	2.08	26.08
▶ LJ	36	Ganna DEMYDOVA	SR	6.18m	20-3%	5/12/11	0.4	0.00	0.40
▶ TJ	2	Ganna DEMYDOVA	SR	13.64m	44-9	6/11/11	28	3.28	31.28
▶ TJ	47	Ke'Airra JONES	SR	12.65m	41-6	4/30/11	0.075	0.00	0.08

Team Total 73.10

28



Colorado

Pacific-12 Conference

▲ 1

Event	Scrd As	Athlete	Yr	Scored Mark		Date	Pl. Pts.	Bonus	TOTAL	
Scored bests come from CURRENT season										
▶ HJ	31	Kelsey ENGLISH	FR	1.78m	5-10	3/31/12	0.65	0.00	0.65	
▶ HEPT	37	Genny MAYDEN	SO	5,171		3/29/12	0.35	0.00	0.35	
▶ HEPT	42	Brianne BEEMER	JR	5,158		3/29/12	0.2	0.00	0.20	
Scored bests come from PRE-SEASON DATA										
▶ 800m	40	Elizabeth TREMBLAY	JR	2:06.59		5/6/11	0.25	0.03	0.28	
▶ 1500m	4	Emma COBURN	SR	4:14.34		4/14/11	D	24	1.41	3.41
▶ 1500m	35	Camille LOGAN	JR	4:19.62		4/8/11	0.45	0.17	0.62	
▶ 5000m	20	Shalaya KIPP	JR	16:01.26		4/14/11	D	3	0.43	2.43
▶ 5000m	41	Katie CUMMING	SR	16:10.85		4/14/11	0.225	0.12	0.34	
▶ Steeple	1	Emma COBURN	SR	9:40.51		5/1/11	30	5.04	35.04	
▶ Steeple	3	Shalaya KIPP	JR	9:56.37		6/11/11	26	2.38	28.38	

Team Total 71.69

29



TCU

Mountain West Conference

▼ 1

Event	Scrd As	Athlete	Yr	Scored Mark		Date	Pl. Pts.	Bonus	TOTAL
Scored bests come from CURRENT season									
► LJ	1	Lorraine UGEN	FR	6.83mw	22-5	3/15/12	30	3.96	33.96
► LJ	3	Whitney GIPSON	SR	6.67mw	21-10%	3/28/12	26	2.37	28.37
Scored bests come from PRE-SEASON DATA									
► 4x100	17			44.06		6/11/11	4.5	0.66	5.16
► 4x400	21			3:34.44		4/16/11	2.5	0.52	3.02
► SP	37	Kelsey SAMUELS	JR	15.81m	51-10%	4/2/11	0.35	0.00	0.35

Team Total 70.86

"Scrd As", short for "Scored As", Standing used for place points portion of performance's score combining preseason data (when applied) to current season data

Numbers in BLACK are both the performance's actual NCAA rank AND "scored as" rank Numbers in RED indicate actual NCAA rank does not exist or is worse than "scored as" rank Numbers in BLUE indicate actual NCAA rank is better than "scored as" rank

USTFCCCA Non-Member

Non-Member Schools Will NOT be ranked, beginning Week 2



2012 Outdoor Track & Field, Week #2

Only those who score >0.01 pts are shown
D denotes multiple-event rule in affect

WOMEN

30



Ohio State

Big Ten Conference

▲ 1

Event	Scrd As	Athlete	Yr	Scored Mark	Date	Pl. Pts.	Bonus	TOTAL	
Scored bests come from CURRENT season									
▶ 100m	27	Chesna SYKES	SO	11.42	3/23/12	0.85	0.19	1.04	
▶ H100	1	Christina MANNING	SR	12.68	3/31/12	30	3.38	33.38	
▶ H100	43	Christienne LINTON	JR	13.56	3/31/12	0.175	0.00	0.17	
▶ 4x400	22	Cousar, Dim, McGinnis, Johnson		3:35.58	3/31/12	2	0.35	2.35	
Scored bests come from PRE-SEASON DATA									
▶ 100m	14	Christina MANNING	SR	11.29	5/13/11	7	0.61	7.61	
▶ 100m	34	Madison MCNARY	SR	11.46	5/13/11	0.5	0.07	0.57	
▶ 200m	25	Madison MCNARY	SR	23.22	5/13/11	0.95	0.32	1.27	
▶ 400m	46	Shaniqua MCGINNIS	SR	53.64	5/13/11	0.1	0.01	0.11	
▶ H400	27	Nyjah COUSAR	JR	58.01	5/13/11	0.85	0.27	1.12	
▶ 4x100	9			43.71	6/11/11	14	1.21	15.21	
▶ HJ	20	Ashley GALBRAITH	SR	1.80m	5-10%	4/2/11	3	0.28	3.28
▶ TJ	30	Kelcey MCKINNEY	SR	12.80mw	42-0	5/13/11	0.7	0.08	0.78
▶ HT	40	Alexis THOMAS	JR	58.55m	192-1	4/23/11	0.25	0.00	0.25
▶ HT	41	Maggie MULLEN	SR	58.51m	191-11	5/13/11	0.225	0.00	0.22
▶ JAV	35	Maggie MULLEN	SR	47.77m	156-8	4/15/11	0.45	0.00	0.45
Team Total								67.83	

32



East Carolina

Conference USA

▲ 18

Event	Scrd As	Athlete	Yr	Scored Mark	Date	Pl. Pts.	Bonus	TOTAL	
Scored bests come from CURRENT season									
▶ 1500m	25	Brittany COPELAND	JR	4:18.39	4/6/12	0.95	0.34	1.29	
▶ 5000m	36	Brittany COPELAND	JR	16:09.67	3/30/12	0.4	0.15	0.55	
▶ HJ	2	Tynita BUTTS	SO	1.87m	6-1½	4/6/12	28	2.50	30.50
▶ LJ	36	Tynita BUTTS	SO	6.18m	20-3½	4/6/12	0.4	0.00	0.40
Scored bests come from PRE-SEASON DATA									
▶ 400m	2	Aiesha GOGGINS	SO	51.94	5/12/11	28	2.15	30.15	
▶ 4x400	23			3:35.75	5/28/11	1.5	0.33	1.83	
Team Total								64.72	

33



Penn State

Big Ten Conference

▼ 3

Event	Scrd As	Athlete	Yr	Scored Mark		Date	Pl. Pts.	Bonus	TOTAL
Scored bests come from CURRENT season									
▶ 800m	23	Rebekka SIMKO	SO	2:05.40		4/7/12	1.5	0.41	1.91
▶ HT	10	Melissa KURZDORFER	SO	62.97m	206-7	3/31/12	12	0.89	12.89
▶ JAV	22	Laura LOHT	SO	49.91m	163-9	4/7/12	2	0.24	2.24
▶ JAV	34	Lauren KENNEY	FR	47.83m	156-11	3/31/12	0.5	0.00	0.50
Scored bests come from PRE-SEASON DATA									
▶ 400m	39	Ijeoma IHEOMA	SR	53.50		5/28/11	0.275	0.10	0.37
▶ 10k	24	Kara MILLHOUSE	SR	33:31.93		3/25/11	1	0.37	1.37
▶ H100	12	Evonne BRITTON	JR	13.11		5/28/11	9	0.76	9.76
▶ H400	13	Evonne BRITTON	JR	57.41		5/13/11	8	0.63	8.63
▶ Steeple	33	Natalie BOWER	JR	10:18.48		4/28/11	0.55	0.16	0.71
▶ 4x400	6			3:30.35		6/11/11	20	1.46	21.46
▶ TJ	37	Tanaya LLOYD	SR	12.74mw	41-9%	5/13/11	0.35	0.00	0.35
▶ SP	28	Jane SWENSON	SR	16.00m	52-6	4/28/11	0.8	0.00	0.80
▶ DISC	31	Melissa KURZDORFER	SO	52.56m	172-5	5/12/11	0.65	0.00	0.65
Team Total									61.65

31



Washington

Pacific-12 Conference

▲ 2

Event	Scrd As	Athlete	Yr	Scored Mark		Date	Pl. Pts.	Bonus	TOTAL
Scored bests come from CURRENT season									
▶ 1500m	47	Megan GOETHALS	SO	4:20.91		4/7/12	0.075	0.00	0.08
▶ PV	10	Logan MILLER	JR	4.27m	14-0	4/7/12	12	0.96	12.96
Scored bests come from PRE-SEASON DATA									
▶ 1500m	31	Katie FLOOD	SO	4:18.80		4/9/11	0.65	0.28	0.93
▶ 5000m	8	Megan GOETHALS	SO	15:47.79		6/11/11	16	1.19	17.19
▶ 10k	28	Lindsay FLANAGAN	JR	33:42.50		3/25/11	0.8	0.17	0.97
▶ DISC	39	Elisa BRYANT	SR	51.72m	169-8	5/6/11	0.275	0.00	0.28
▶ JAV	4	Amanda PETERSON	JR	53.09m	174-2	4/9/11	24	1.68	25.68
▶ JAV	15	Brooke PIGHIN	SR	51.06m	167-6	4/24/10	6	0.64	6.64
Team Total							64.73		

"Scrd As", short for "Scored As", Standing used for place points portion of performance's score combining preseason data (when applied) to current season data

Numbers in BLACK are both the performance's actual NCAA rank AND "scored as" rank Numbers in RED indicate actual NCAA rank does not exist or is worse than "scored as" rank Numbers in BLUE indicate actual NCAA rank is better than "scored as" rank

USTFCCCA Non-Member

Non-Member Schools Will NOT be ranked, beginning Week 2



2012 Outdoor Track & Field, Week #2

Only those who score >0.01 pts are shown
D denotes multiple-event rule in affect

WOMEN

34



DePaul

BIG EAST Conference

▲ 1

Event	Scrd As	Athlete	Yr	Scored Mark	Date	Pl. Pts.	Bonus	TOTAL
Scored bests come from CURRENT season								
JAV	3	Melissa FRASER	SR	54.04m	177-3	3/21/12	26	2.49 28.49
Scored bests come from PRE-SEASON DATA								
JAV	2	Alanna KOVACS	SR	54.88m	180-0	4/16/11	28	3.32 31.32
Team Total								59.81

35



West Virginia

BIG EAST Conference

▼ 3

Event	Scrd As	Athlete	Yr	Scored Mark	Date	Pl. Pts.	Bonus	TOTAL
Scored bests come from CURRENT season								
1500m	47	Jessica O'CONNELL	SR	4:20.91	4/6/12	0.075	0.00	0.08
Scored bests come from PRE-SEASON DATA								
10k	33	Kate HARRISON	SR	33:48.64	5/28/11	0.55	0.06	0.61
10k	34	Sarah-Anne BRAULT	SR	33:51.14	5/28/11	0.5	0.02	0.52
H100	8	Chelsea CARRIER	SR	12.97w	4/23/11	16	1.40	17.40
H400	15	Chelsea CARRIER	SR	57.48	5/6/11	6	0.59	6.59
LJ	15	Chelsea CARRIER	SR	6.42m	21-¾	5/6/11	6	0.80 6.80
LJ	39	Meghan MOCK	SR	6.17m	20-3	4/28/11	0.275	0.00 0.28
HEPT	4	Chelsea CARRIER	SR	5,927	4/6/11	24	3.17	27.17
Team Total								59.45

36



New Mexico

Mountain West Conference

▲ 5

Event	Scrd As	Athlete	Yr	Scored Mark	Date	Pl. Pts.	Bonus	TOTAL
Scored bests come from CURRENT season								
10k	2	Sarah WALDRON	SR	32:36.07	4/6/12	28	2.82	30.82
Scored bests come from PRE-SEASON DATA								
1500m	22	Josephine MOULTRIE		4:17.66	5/28/11	2	0.44	2.44
5000m	10	Ruth SENIOR	SR	15:48.29	5/1/11	12	1.16	13.16
5000m	14	Natalie GRAY	SR	15:52.73	4/14/11	7	0.86	7.86
10k	19	Natalie GRAY	SR	33:20.31	5/1/11	D 3.5	0.74	2.74
10k	25	Ruth SENIOR	SR	33:33.23	5/28/11	0.95	0.34	1.29
Steeple	32	Ruth SENIOR	SR	10:18.24	5/11/11	0.6	0.17	0.77
PV	37	Margo TUCKER	SO	4.06m	13-3¾	4/6/11	0.35	0.00 0.35
Team Total								59.44

37



Villanova

BIG EAST Conference

▼ 3

Event	Scrd As	Athlete	Yr	Scored Mark	Date	Pl. Pts.	Bonus	TOTAL
Scored bests come from CURRENT season								
H100	14	Shericka WARD	SR	13.16	3/28/12	7	0.64	7.64
HJ	48	Samantha YEATS	SO	1.77m	5-9¾	4/5/12	0.05	0.00 0.05
Scored bests come from PRE-SEASON DATA								
200m	32	Shericka WARD	SR	23.30	5/6/11	0.6	0.19	0.79
1500m	2	Sheila REID	SR	4:11.85	4/14/11	28	2.47	30.47
1500m	24	Bogdana MIMIC	JR	4:18.24	5/14/11	1	0.36	1.36
1500m	45	Emily LIPARI	SO	4:20.79	5/14/11	0.125	0.01	0.13
5000m	3	Sheila REID	SR	15:37.57	6/11/11	D 26	2.20	4.20
5000m	11	Bogdana MIMIC	JR	15:48.49	4/14/11	10	1.15	11.15
5000m	33	Alison SMITH	SR	16:08.07	4/14/11	0.55	0.21	0.76
4x400	29			3:37.30	5/13/11	0.75	0.10	0.85
TJ	44	Samantha FRANCIS	SO	12.67m	41-7	5/13/11	0.15	0.00 0.15
Team Total								57.54

38



UCLA

Pacific-12 Conference

▼ 2

Event	Scrd As	Athlete	Yr	Scored Mark	Date	Pl. Pts.	Bonus	TOTAL
Scored bests come from CURRENT season								
PV	49	Natasha KOLBO	JR	4.00m	13-1½	4/7/12	0.025	0.00 0.03
PV	49	Courtney REGINATO	JR	4.00m	13-1½	4/7/12	0.025	0.00 0.03
HT	8	Ida STORM	SO	63.83m	209-5	3/31/12	16	1.28 17.28
Scored bests come from PRE-SEASON DATA								
400m	25	Turquoise THOMPSON	JR	53.13	3/17/11	0.95	0.33	1.28
H400	1	Turquoise THOMPSON	JR	55.65	6/11/11	30	3.03	33.03
4x100	48			45.36	4/2/11	0.05	0.00	0.05
4x400	18			3:33.78	5/6/11	4	0.62	4.62
PV	24	Allison KORESSEL	JR	4.15m	13-7¾	4/22/11	1	0.23 1.23
Team Total								57.54

"Scrd As", short for "Scored As", Standing used for place points portion of performance's score combining preseason data (when applied) to current season data

Numbers in BLACK are both the performance's actual NCAA rank AND "scored as" rank Numbers in RED indicate actual NCAA rank does not exist or is worse than "scored as" rank Numbers in BLUE indicate actual NCAA rank is better than "scored as" rank

USTFCCCA Non-Member

Non-Member Schools Will NOT be ranked, beginning Week 2



2012 Outdoor Track & Field, Week #2

Only those who score >0.01 pts are shown
D denotes multiple-event rule in affect

WOMEN

39



Buffalo

Mid-American Conference

unch

Event	Scrd As	Athlete	Yr	Scored Mark	Date	Pl. Pts.	Bonus	TOTAL
Scored bests come from PRE-SEASON DATA								
▶ SP	10	Rebecca O'BRIEN	JR	17.22m	5/12/11	12	1.45	13.45
▶ DISC	2	Rebecca O'BRIEN	JR	59.04m	5/12/11	28	3.84	31.84
▶ HT	12	Shant'e WHITE	SR	62.90m	5/12/11	9	0.87	9.87
Team Total								55.16

40



UNLV

Mountain West Conference

unch

Event	Scrd As	Athlete	Yr	Scored Mark	Date	Pl. Pts.	Bonus	TOTAL
Scored bests come from CURRENT season								
▶ 4x400	46	Yanez, Zorich, Lowe, Williamson		3:39.18	3/28/12	0.1	0.00	0.10
Scored bests come from PRE-SEASON DATA								
▶ 4x100	44			45.21	5/11/11	0.15	0.00	0.15
▶ HT	1	Amanda BINGSON	SR	69.79m	4/30/11	30	4.98	34.98
▶ HT	7	Chelsea CASSULO	SR	64.24m	5/11/11	18	1.50	19.50
Team Total								54.73

41



UTEP

Conference USA

▼16

Event	Scrd As	Athlete	Yr	Scored Mark	Date	Pl. Pts.	Bonus	TOTAL
Scored bests come from CURRENT season								
▶ 4x100	30	Del Pino, Abinuwa, Jackson, Suggs		44.77cA 44.65	3/24/12	0.7	0.16	0.86
▶ JAV	28	Laura MACAULEY	SR	48.77m	3/24/12	0.8	0.00	0.80
Scored bests come from PRE-SEASON DATA								
▶ 100m	14	Endurance ABINUWA	SR	11.29w	4/6/11	7	0.61	7.61
▶ 200m	21	Endurance ABINUWA	SR	23.14w	4/2/11	D 2.5	0.45	2.45
▶ 400m	8	Endurance ABINUWA	SR	52.39	4/22/11	16	1.27	17.27
▶ 5000m	9	Risper KIMAIYO	SR	15:48.14	5/1/11	14	1.17	15.17
▶ 10k	16	Kathya GARCIA	SR	33:18.61	5/1/11	5	0.80	5.80
Team Total								49.96

42



UC Santa Barbara

Big West Conference

▲61

Event	Scrd As	Athlete	Yr	Scored Mark	Date	Pl. Pts.	Bonus	TOTAL
Scored bests come from CURRENT season								
▶ 800m	33	Justine DIAZ	SR	2:06.09	3/31/12	0.55	0.19	0.74
▶ HJ	8	Barbara NWABA	SR	1.84m 6-½	4/2/12	16	1.16	17.16
▶ HEPT	2	Barbara NWABA	SR	5,986	4/2/12	28	3.69	31.69
Team Total								49.59

43



Mississippi State

Southeastern Conference

▼1

Event	Scrd As	Athlete	Yr	Scored Mark	Date	Pl. Pts.	Bonus	TOTAL
Scored bests come from CURRENT season								
▶ 400m	11	Jody-Ann MUIR	JR	52.47	4/7/12	10	1.12	11.12
▶ H100	8	Keisha WALLACE	JR	12.97	3/28/12	16	1.40	17.40
▶ HT	19	Favian COWARDS	SR	60.84m 199-7	4/7/12	3.5	0.31	3.81
▶ HEPT	19	Erica BOUGARD	FR	5,382	3/28/12	3.5	0.37	3.87
Scored bests come from PRE-SEASON DATA								
▶ 10k	37	Haley GREENWELL	JR	33:52.57	5/28/11	0.35	0.00	0.35
▶ H100	42	Racquel FARQUHARSON	JR	13.54w	5/11/11	0.2	0.00	0.20
▶ 4x100	36			44.96	5/28/11	0.4	0.03	0.43
▶ 4x400	28			3:36.81	5/28/11	0.8	0.17	0.97
▶ LJ	11	Rochelle FARQUHARSON	SO	6.48m 21-3¾	5/11/11	10	1.00	11.00
▶ TJ	39	Rochelle FARQUHARSON	SO	12.72mw 41-8¾	4/6/11	0.275	0.00	0.28
▶ HEPT	46	Keisha WALLACE	JR	5,140	5/11/11	0.1	0.00	0.10
Team Total								49.54

"Scrd As", short for "Scored As", Standing used for place points portion of performance's score combining preseason data (when applied) to current season data

Numbers in BLACK are both the performance's actual NCAA rank AND "scored as" rank Numbers in RED indicate actual NCAA rank does not exist or is worse than "scored as" rank Numbers in BLUE indicate actual NCAA rank is better than "scored as" rank

USTFCCCA Non-Member

Non-Member Schools Will NOT be ranked, beginning Week 2



2012 Outdoor Track & Field, Week #2

Only those who score >0.01 pts are shown
D denotes multiple-event rule in affect

WOMEN

44



North Carolina

Atlantic Coast Conference

▼ 6

Event	Scrd As	Athlete	Yr	Scored Mark	Date	Pl. Pts.	Bonus	TOTAL
Scored bests come from CURRENT season								
800m	16	Tasha STANLEY	SR	2:04.88	3/30/12	5	0.58	5.58
LJ	33	Chrishawn WILLIAMS	JR	6.20m	20-4"	0.55	0.04	0.59

Scored bests come from PRE-SEASON DATA

400m	30	Elizabeth MOTT	SR	53.24	6/11/11	0.7	0.26	0.96
400m	48	Zoey RUSSELL	SR	53.67	6/11/11	0.05	0.00	0.05
800m	18	Ashley VERPLANK	SR	2:04.99	4/21/11	4	0.54	4.54
1500m	41	Ashley VERPLANK	SR	4:20.16	4/21/11	0.225	0.09	0.32
4x400	9			3:31.47	6/11/11	14	1.13	15.13
HJ	31	Ariel ROBERTS	JR	1.78m	5-10	0.65	0.00	0.65
PV	7	Sandi MORRIS	SO	4.30m	14-1"	18	1.29	19.29
TJ	23	Tristine JOHNSON	SO	12.89m	42-3"	1.5	0.28	1.78
HEPT	33	Ariel ROBERTS	JR	5,208	5/10/11	0.55	0.00	0.55

Team Total 49.44

45



Michigan

Big Ten Conference

▲ 4

Event	Scrd As	Athlete	Yr	Scored Mark	Date	Pl. Pts.	Bonus	TOTAL
Scored bests come from CURRENT season								
Steeple	16	Alexandra LEPTICH	SO	10:11.85	4/6/12	5	0.51	5.51
SP	38	Allison LISKE	SR	15.80m	51-10	0.3	0.00	0.30
SP	47	Emily PENDLETON	SR	15.51m	50-10"	0.075	0.00	0.08
DISC	13	Emily PENDLETON	SR	54.66m	179-4	8	0.70	8.70

Scored bests come from PRE-SEASON DATA

800m	35	Rebecca ADDISON	JR	2:06.38	5/28/11	0.45	0.10	0.55
800m	47	Jillian SMITH	SO	2:06.87	4/7/11	0.075	0.00	0.08
1500m	6	Jillian SMITH	SO	4:14.65	4/16/11	20	1.29	21.29
H100	22	Julian PURVIS	SR	13.29	5/13/11	2	0.33	2.33
PV	49	Kiley TOBEL	SO	4.00m	13-1"	0.025	0.00	0.03
DISC	12	Erin PENDLETON	JR	54.74m	179-7	9	0.75	9.75

Team Total 48.59

46



Illinois State

Missouri Valley Conference

▲ 11

Event	Scrd As	Athlete	Yr	Scored Mark		Date	Pl. Pts.	Bonus	TOTAL
Scored bests come from CURRENT season									
▶ SP	12	Brittany SMITH	JR	16.83m	55-2½	4/7/12	9	0.88	9.88
▶ HT	9	Brittany SMITH	JR	63.80m	209-4	3/29/12	14	1.27	15.27
▶ JAV	6	Leigh PETRANOFF	SR	52.81m	173-3	4/7/12	20	1.49	21.49

Scored bests come from PRE-SEASON DATA

▶ 400m	37	Sade SEALY	JR	53.48		5/13/11	0.35	0.11	0.46
▶ SP	31	Victoria ZIEGLER	SR	15.91m	52-2½	5/13/11	0.65	0.00	0.65
▶ DISC	33	Brittany SMITH	JR	52.46m	172-1	5/13/11	0.55	0.00	0.55

Team Total 48.29

47



Louisiana Tech

Western Athletic Conference

▼ 1

Event	Scrd As	Athlete	Yr	Scored Mark		Date	Pl. Pts.	Bonus	TOTAL
Scored bests come from CURRENT season									
▶ 100m	5	Chelsea HAYES	SR	11.09w		3/28/12	22	1.98	23.98
▶ H100	35	Kim FRANCIS	SO	13.47		3/15/12	0.45	0.00	0.45
▶ 4x100	26	Hackworth, Hayes, Hanneman, Wade		44.57		4/6/12	0.9	0.29	1.19
▶ 4x400	50	Bailey, Henderson, Anderson, Hayes		3:39.74		4/6/12	0.01	0.00	0.01
▶ LJ	7	Chelsea HAYES	SR	6.62m	21-8"	4/6/12	18	1.88	19.88

Team Total 45.51

"Scrd As", short for "Scored As", Standing used for place points portion of performance's score combining preseason data (when applied) to current season data

Numbers in BLACK are both the performance's actual NCAA rank AND "scored as" rank Numbers in RED indicate actual NCAA rank does not exist or is worse than "scored as" rank Numbers in BLUE indicate actual NCAA rank is better than "scored as" rank

USTFCCCA Non-Member

Non-Member Schools Will NOT be ranked, beginning Week 2



2012 Outdoor Track & Field, Week #2

Only those who score >0.01 pts are shown
D denotes multiple-event rule in affect

WOMEN

48



Syracuse

BIG EAST Conference

▼ 5

Event	Scrd As	Athlete	Yr	Scored Mark	Date	Pl. Pts.	Bonus	TOTAL
Scored bests come from CURRENT season								
▶ 10k	29	Sarah PAGANO	SO	33:45.05	4/6/12	0.75	0.13	0.88
▶ Steeple	14	Heather STEPHENS	SR	10:11.51	4/6/12	7	0.52	7.52
Scored bests come from PRE-SEASON DATA								
▶ 5000m	34	Lauren PENNEY	JR	16:09.44	3/25/11	0.5	0.16	0.66
▶ 5000m	40	Katie HURSEY	SR	16:10.50	3/25/11	0.25	0.13	0.38
▶ Steeple	11	Katie HURSEY	SR	10:08.44	5/28/11	10	0.76	10.76
▶ Steeple	26	Natalie BUSBY	SR	10:16.30	4/22/11	0.9	0.27	1.17
▶ Steeple	42	Cassie WHITE	SR	10:20.66	5/6/11	0.2	0.05	0.25
▶ TJ	25	Ieva STAPONKUTE	SR	12.85m	42-2	0.95	0.19	1.14
▶ HEPT	6	Kelsey RUBEOR	SR	5,680	5/6/11	20	1.62	21.62
Team Total								44.39

49



Illinois

Big Ten Conference

▲ 2

Event	Scrd As	Athlete	Yr	Scored Mark	Date	Pl. Pts.	Bonus	TOTAL
Scored bests come from CURRENT season								
▶ 200m	15	Ashley SPENCER	FR	23.08	3/17/12	6	0.55	6.55
▶ H100	36	Breeana COLEMAN	SO	13.48	4/7/12	0.4	0.00	0.40
▶ H400	14	Latoya GRIFFITH	SR	57.42	4/7/12	7	0.63	7.63
▶ 4x400	15	Boyd, Kelly, Griffith, Spencer		3:33.15	4/7/12	6	0.71	6.71
▶ PV	35	Stephanie RICHARTZ	SO	4.07m	13-4½	0.45	0.00	0.45
Scored bests come from PRE-SEASON DATA								
▶ 200m	42	Ashley KELLY	SR	23.49	5/13/11	0.2	0.00	0.20
▶ 400m	15	Ashley KELLY	SR	52.71	6/11/11	6	0.73	6.73
▶ 1500m	12	Stephanie MORGAN	JR	4:15.90	4/27/11	9	0.93	9.93
▶ 4x100	18			44.17	4/27/11	4	0.56	4.56
Team Total								43.17

50



Houston

Conference USA

▼ 6

Event	Scrd As	Athlete	Yr	Scored Mark	Date	Pl. Pts.	Bonus	TOTAL
Scored bests come from CURRENT season								
▶ H100	36	Sade Mariah GREENIDGE	FR	13.48	3/15/12	0.4	0.00	0.40
▶ H100	41	Alicia PERKINS	FR	13.53	3/15/12	0.225	0.00	0.22
▶ HEPT	40	Megan FRAUSTO	SO	5,161	3/28/12	0.25	0.00	0.25
Scored bests come from PRE-SEASON DATA								
▶ 100m	17	Grecia BOLTON	SR	11.30w	4/6/11	4.5	0.55	5.05
▶ 100m	30	Whitney HARRIS	SR	11.43	5/12/11	0.7	0.16	0.86
▶ 200m	22	Grecia BOLTON	SR	23.15w	5/28/11	2	0.43	2.43
▶ 200m	40	Whitney HARRIS	SR	23.44	5/12/11	0.25	0.00	0.25
▶ H100	19	Demeeka JONES	SR	13.25w	3/19/11	3.5	0.43	3.93
▶ 4x100	3			43.38	6/11/11	26	1.89	27.89
▶ 4x400	30			3:37.37	4/23/11	0.7	0.09	0.79
▶ PV	49	Karley KING	JR	4.00m	13-1½	0.025	0.00	0.03
▶ LJ	39	Tai'Shea REESE	SR	6.17m	20-3	0.275	0.00	0.28
Team Total								42.39

51



Georgetown

BIG EAST Conference

▼ 4

Event	Scrd As	Athlete	Yr	Scored Mark	Date	Pl. Pts.	Bonus	TOTAL
Scored bests come from CURRENT season								
▶ 10k	49	Emily JONES	JR	34:01.57	4/6/12	0.025	0.00	0.03
Scored bests come from PRE-SEASON DATA								
▶ 800m	21	Chelsea COX	SO	2:05.17	4/14/11	2.5	0.48	2.98
▶ 1500m	3	Emily INFELD	JR	4:12.04	4/14/11	26	2.39	28.39
▶ 1500m	26	Rachel SCHNEIDER	JR	4:18.52	6/11/11	0.9	0.32	1.22
▶ 1500m	32	Madeline CHAMBERS	SO	4:18.92	4/28/11	0.6	0.26	0.86
▶ 5000m	4	Emily INFELD	JR	15:38.23	6/11/11	D 24	2.14	4.14
▶ H400	31	London FINLEY	SR	58.46	5/6/11	0.65	0.00	0.65
▶ 4x400	41			3:38.61	5/13/11	0.225	0.00	0.23
Team Total								38.49

"Scrd As", short for "Scored As", Standing used for place points portion of performance's score combining preseason data (when applied) to current season data

Numbers in BLACK are both the performance's actual NCAA rank AND "scored as" rank Numbers in RED indicate actual NCAA rank does not exist or is worse than "scored as" rank Numbers in BLUE indicate actual NCAA rank is better than "scored as" rank

USTFCCCA Non-Member

Non-Member Schools Will NOT be ranked, beginning Week 2



2012 Outdoor Track & Field, Week #2

Only those who score >0.01 pts are shown
D denotes multiple-event rule in affect

WOMEN

52



San Diego State

Mountain West Conference

▼ 7

Event	Scrd As	Athlete	Yr	Scored Mark	Date	Pl. Pts.	Bonus	TOTAL
Scored bests come from CURRENT season								
TJ	11	Shanieka THOMAS	SO	13.08m	42-11	3/31/12	10	0.70 10.70
SP	22	Whitney ASHLEY	SR	16.29m	53-5%	3/31/12	2	0.27 2.27
HEPT	13	Allison REASER	SO	5,475		3/15/12	8	0.66 8.66
Scored bests come from PRE-SEASON DATA								
100m	27	Lawreta OZOH	JR	11.42		5/7/11	0.85	0.19 1.04
200m	34	Lawreta OZOH	JR	23.36		5/7/11	0.5	0.09 0.59
4x100	49			45.37		4/14/11	0.025	0.00 0.03
PV	24	Kelsy HINTZ	JR	4.15m	13-7%	4/22/11	1	0.23 1.23
TJ	47	Alex EVANS	JR	12.65m	41-6	5/11/11	0.075	0.00 0.08
DISC	10	Whitney ASHLEY	SR	54.75m	179-7	6/11/11	12	0.75 12.75
Team Total								37.34

53



Wisconsin

Big Ten Conference

▼ 5

Event	Scrd As	Athlete	Yr	Scored Mark	Date	Pl. Pts.	Bonus	TOTAL
Scored bests come from CURRENT season								
10k	21	Caitlin COMFORT	JR	33:27.02		4/6/12	2.5	0.49 2.99
Steeple	37	Ashley BEUTLER	JR	10:19.02		4/6/12	0.35	0.13 0.48
SP	23	Taylor SMITH	JR	16.25m	53-3%	3/23/12	1.5	0.23 1.73
SP	32	Kelsey CARD	FR	15.90m	52-2	4/6/12	0.6	0.00 0.60
DISC	27	Kelsey CARD	FR	52.91m	173-7	4/6/12	0.85	0.03 0.88
Scored bests come from PRE-SEASON DATA								
5000m	15	Emily SISSON	SO	15:53.90		6/11/11	6	0.79 6.79
HJ	20	Monika JAKUTYTE	SR	1.80m	5-10%	6/11/11	3	0.28 3.28
DISC	29	Taylor SMITH	JR	52.69m	172-10	5/6/11	0.75	0.00 0.75
JAV	41	Megan RENNHACK	SR	47.13m	154-7	4/8/11	0.225	0.00 0.22
HEPT	10	Dorcas AKINNIYI	JR	5,554		6/11/11	12	0.90 12.90
HEPT	16	Jessica FLAX	SR	5,440		6/11/11	5	0.55 5.55
HEPT	32	Deanna LATHAM	SO	5,220		4/13/11	0.6	0.00 0.60
Team Total								36.77

54



Dartmouth

Ivy League

▲ 10

Event	Scrd As	Athlete	Yr	Scored Mark	Date	Pl. Pts.	Bonus	TOTAL
Scored bests come from CURRENT season								
Steeple	10	Alexi PAPPAS	SR	10:07.58		4/6/12	12	0.85 12.85
Scored bests come from PRE-SEASON DATA								
5000m	5	Abbey D'AGOSTINO	SO	15:40.69		6/11/11	22	1.89 23.89
Team Total								36.74

55



Virginia

Atlantic Coast Conference

▲ 15

Event	Scrd As	Athlete	Yr	Scored Mark	Date	Pl. Pts.	Bonus	TOTAL
Scored bests come from CURRENT season								
5000m	23	Catherine WHITE	SR	16:04.58		4/5/12	1.5	0.32 1.82
5000m	48	Chelsea LEY	FR	16:12.62		4/5/12	0.05	0.06 0.11
HJ	10	Pearl BICKERSTETH	JR	1.83m	6-0	4/6/12	12	0.86 12.86
TJ	32	Dallas ROSE	JR	12.77m	41-10%	4/6/12	0.6	0.02 0.62
DISC	36	Erin WYKOFF	SR	52.14m	171-0	3/30/12	0.4	0.00 0.40
HT	30	Maureen LAFFAN	SR	59.62m	195-7	4/6/12	0.7	0.00 0.70
Scored bests come from PRE-SEASON DATA								
1500m	7	Morgane GAY	SR	4:14.72		6/11/11	18	1.27 19.27
10k	47	Anna CORRIGAN	SR	33:58.46		5/28/11	0.075	0.00 0.08
Team Total								35.85

"Scrd As", short for "Scored As", Standing used for place points portion of performance's score combining preseason data (when applied) to current season data

Numbers in BLACK are both the performance's actual NCAA rank AND "scored as" rank Numbers in RED indicate actual NCAA rank does not exist or is worse than "scored as" rank Numbers in BLUE indicate actual NCAA rank is better than "scored as" rank

USTFCCCA Non-Member

Non-Member Schools Will NOT be ranked, beginning Week 2



2012 Outdoor Track & Field, Week #2

Only those who score >0.01 pts are shown
D denotes multiple-event rule in affect

WOMEN

56



South Carolina

Southeastern Conference

unch

Event	Scrd As	Athlete	Yr	Scored Mark	Date	Pl. Pts.	Bonus	TOTAL
Scored bests come from CURRENT season								
400m	26	Erika RUCKER	FR	53.17	4/6/12	0.9	0.31	1.21
4x400	24	Rucker, Rodriques, Green, Allen		3:35.84	4/6/12	1	0.31	1.31
TJ	19	Radiance BASDEN	SR	12.93m	42-5½	3.5	0.37	3.87
Scored bests come from PRE-SEASON DATA								
200m	42	Kelsey MCCORKLE	SR	23.49	5/11/11	0.2	0.00	0.20
H100	10	Kierre BECKLES	SR	13.01	5/28/11	12	1.21	13.21
H400	38	Amber ALLEN	SO	58.85	5/11/11	0.3	0.00	0.30
Steeple	44	Beatrice BIWOTT	SR	10:21.49	5/28/11	0.15	0.01	0.16
4x100	10			43.72	6/11/11	12	1.19	13.19
HJ	26	Jeannelle SCHEPER	SO	1.79m	5-10½	0.9	0.12	1.02
Team Total								34.47

57



Oklahoma State

Big 12 Conference

▲ 2

Event	Scrd As	Athlete	Yr	Scored Mark	Date	Pl. Pts.	Bonus	TOTAL	
Scored bests come from CURRENT season									
▶ 1500m	5	Natalja PILIUSINA	SO	4:14.35	4/6/12	D	22	1.40	3.40
Scored bests come from PRE-SEASON DATA									
▶ 800m	2	Natalja PILIUSINA	SO	2:02.16	6/11/11		28	2.81	30.81
Team Total								34.21	

58



Wichita State

Missouri Valley Conference

▲ 11

Event	Scrd As	Athlete	Yr	Scored Mark	Date	Pl. Pts.	Bonus	TOTAL
Scored bests come from CURRENT season								
▶ 10k	3	Aliphine TULIAMUK	JR	32:39.35	4/6/12	26	2.63	28.63
▶ H400	49	Natalie MOREROD	SO	59.12	3/30/12	0.025	0.00	0.03
▶ HJ	48	J'Lynn LEDESMA	SO	1.77m 5-9¾	3/30/12	0.05	0.00	0.05
Scored bests come from PRE-SEASON DATA								
▶ 100m	44	Audacia MOORE	SR	11.51w	5/13/11	0.15	0.00	0.15
▶ 200m	44	Audacia MOORE	SR	23.51w	5/13/11	0.15	0.00	0.15
▶ 5000m	13	Aliphine TULIAMUK	JR	15:51.37	6/11/11	D 8	0.95	2.95
▶ HEPT	22	Tanya FRIESEN	JR	5,343	4/13/11	2	0.25	2.25
Team Total								34.21

59



Michigan State

Big Ten Conference

▼ 7

Event	Scrd As	Athlete	Yr	Scored Mark	Date	Pl. Pts.	Bonus	TOTAL
Scored bests come from PRE-SEASON DATA								
H100	33	Leslie ARIRIGUZO	SR	13.46	5/28/11	0.55	0.00	0.55
HJ	17	Rebecca BUCHHOLTZ	SR	1.82m	5-11½	4.5	0.58	5.08
LJ	17	Ashley STACEY	SO	6.33m	20-9¾	4.5	0.49	4.99
DISC	6	Beth ROHL	JR	55.94m	183-6	20	1.54	21.54
HT	23	Beth ROHL	JR	60.28m	197-9	1.5	0.16	1.66
Team Total								33.82

60



North Florida

Atlantic Sun Conference

▲ 21

Event	Scrd As	Athlete	Yr	Scored Mark	Date	Pl. Pts.	Bonus	TOTAL
Scored bests come from CURRENT season								
400m	5	Brianna FRAZIER	SO	52.25	4/6/12	22	1.54	23.54
Scored bests come from PRE-SEASON DATA								
Steeple	12	Ecaterina GHEORGHIU	SR	10:10.35	5/28/11	9	0.59	9.59
Team Total								33.13

61



SMU

Conference USA

▼ 8

Event	Scrd As	Athlete	Yr	Scored Mark	Date	Pl. Pts.	Bonus	TOTAL
Scored bests come from CURRENT season								
200m	47	Amber EVANS	SR	23.53w	3/15/12	0.075	0.00	0.08
Scored bests come from PRE-SEASON DATA								
400m	20	Amber EVANS	SR	52.87	5/12/11	3	0.53	3.53
HJ	6	Lisa EGARTER	SO	1.85m	6-¾	20	1.59	21.59
HT	14	Ayla GILL	SR	61.70m	202-5	7	0.55	7.55
HEPT	49	Lisa EGARTER	SO	5,116	4/6/11	0.025	0.00	0.03
Team Total								32.77

"Scrd As", short for "Scored As", Standing used for place points portion of performance's score combining preseason data (when applied) to current season data

Numbers in BLACK are both the performance's actual NCAA rank AND "scored as" rank Numbers in RED indicate actual NCAA rank does not exist or is worse than "scored as" rank Numbers in BLUE indicate actual NCAA rank is better than "scored as" rank

USTFCCCA Non-Member

Non-Member Schools Will NOT be ranked, beginning Week 2



2012 Outdoor Track & Field, Week #2

Only those who score >0.01 pts are shown
D denotes multiple-event rule in affect

WOMEN

62



Washington State

Pacific-12 Conference

▼ 7

Event	Scrd As	Athlete	Yr	Scored Mark	Date	Pl. Pts.	Bonus	TOTAL
Scored bests come from CURRENT season								
JAV	21	Christine KIRKWOOD	FR	50.05m	164-2	3/23/12	2.5	0.29 2.79
Scored bests come from PRE-SEASON DATA								
400m	28	Shawna FERMIN	JR	53.22		5/6/11	0.8	0.27 1.07
4x100	50			45.38		5/6/11	0.01	0.00 0.01
HJ	20	Christine RICE	JR	1.80m	5-10%	4/2/11	3	0.28 3.28
JAV	5	Courtney SIMMONS	SR	52.94m	173-8	3/19/11	22	1.58 23.58
Team Total								30.73

63



Duke

Atlantic Coast Conference

▼ 26

Event	Scrd As	Athlete	Yr	Scored Mark	Date	Pl. Pts.	Bonus	TOTAL
Scored bests come from CURRENT season								
PV	16	Amy FRYT	SR	4.20m	13-9%	3/28/12	5	0.51 5.51
DISC	47	Erica BRAND	SO	50.89m	166-11	3/30/12	0.075	0.00 0.08
JAV	30	Shannon SULLIVAN	JR	48.42m	158-10	3/30/12	0.7	0.00 0.70
Scored bests come from PRE-SEASON DATA								
800m	12	Cydney ROSS	JR	2:04.79		6/11/11	9	0.61 9.61
10k	14	Juliet BOTTORFF	JR	33:18.45		3/25/11	7	0.80 7.80
10k	36	Carly SEYMOUR	SR	33:51.42		5/28/11	0.4	0.01 0.41
Steeple	49	Mary Carleton JOHNSTON	SR	10:23.13		4/21/11	0.025	0.00 0.03
SP	17	Michelle ANUMBA	SO	16.41m	53-10%	4/1/11	4.5	0.41 4.91
JAV	32	Andrea HOPKINS	JR	48.08m	157-9	5/28/11	0.6	0.00 0.60
JAV	40	Amy MATULEWICZ	SR	47.14m	154-8	4/1/11	0.25	0.00 0.25
Team Total								29.89

64



Weber State

Big Sky Conference

▲ 27

Event	Scrd As	Athlete	Yr	Scored Mark	Date	Pl. Pts.	Bonus	TOTAL
Scored bests come from CURRENT season								
1500m	37	Amber HENRY	JR	4:19.75	4/6/12		0.35	0.15 0.50
10k	5	Sarah CALLISTER	JR	32:51.17	4/6/12		22	1.96 23.96
Steeple	17	Amber HENRY	JR	10:12.00	3/15/12		4.5	0.50 5.00
Team Total								29.46

65



Maryland

Atlantic Coast Conference

unch

Event	Scrd As	Athlete	Yr	Scored Mark	Date	Pl. Pts.	Bonus	TOTAL
Scored bests come from CURRENT season								
H400	19	Kiani PROFIT	SR	57.69	4/6/12		3.5	0.46 3.96
Scored bests come from PRE-SEASON DATA								
HJ	31	Amina SMITH	SO	1.78m	5-10	3/25/11	0.65	0.00 0.65
HEPT	5	Kiani PROFIT	SR	5,686		4/16/10	22	1.66 23.66
Team Total								28.27

66



South Dakota

The Summit League

▼ 4

Event	Scrd As	Athlete	Yr	Scored Mark	Date	Pl. Pts.	Bonus	TOTAL
Scored bests come from CURRENT season								
PV	6	Bethany BUELL	SO	4.33m	14-2%	3/15/12	20	1.62 21.62
PV	16	Emily GROVE	FR	4.20m	13-9%	3/28/12	5	0.51 5.51
Team Total								27.13

67



Rice

Conference USA

102

Event	Scrd As	Athlete	Yr	Scored Mark	Date	Pl. Pts.	Bonus	TOTAL
Scored bests come from CURRENT season								
10k	4	Becky WADE	JR	32:40.82	4/6/12		24	2.55 26.55
SP	49	Claire UKE	FR	15.46m	50-8%	3/16/12	0.025	0.00 0.03
Team Total								26.57

68



Indiana

Big Ten Conference

▼ 5

Event	Scrd As	Athlete	Yr	Scored Mark	Date	Pl. Pts.	Bonus	TOTAL
Scored bests come from PRE-SEASON DATA								
200m	47	Aireonna BAILEY	JR	23.53		5/13/11	0.075	0.00 0.08
5000m	45	Chelsea BLANCHARD	SR	16:11.84		3/25/11	0.125	0.08 0.21
Steeple	38	Breanne EHRMAN	SR	10:19.10		4/22/11	0.3	0.13 0.43
HJ	31	Emma KIMOTO	JR	1.78m	5-10	5/28/11	0.65	0.00 0.65
PV	7	Kelsie AHBE	JR	4.30m	14-1%	6/11/11	18	1.29 19.29
SP	18	Monique RIDDICK	SR	16.39m	53-9%	5/6/11	4	0.38 4.38
SP	44	Kyla BUCKLEY	SO	15.63m	51-3%	4/21/11	0.15	0.00 0.15
Team Total								25.19

"Scrd As", short for "Scored As", Standing used for place points portion of performance's score combining preseason data (when applied) to current season data

Numbers in BLACK are both the performance's actual NCAA rank AND "scored as" rank Numbers in RED indicate actual NCAA rank does not exist or is worse than "scored as" rank Numbers in BLUE indicate actual NCAA rank is better than "scored as" rank

USTFCCCA Non-Member

Non-Member Schools Will NOT be ranked, beginning Week 2



2012 Outdoor Track & Field, Week #2

Only those who score >0.01 pts are shown
D denotes multiple-event rule in affect

WOMEN

69



Virginia Tech

Atlantic Coast Conference

▼ 1

Event	Scrd As	Athlete	Yr	Scored Mark	Date	Pl. Pts.	Bonus	TOTAL
Scored bests come from CURRENT season								
▶ Steeple	25	Samantha DOW	JR	10:15.91	4/5/12	0.95	0.29	1.24
▶ PV	11	Martina SCHULTZE	FR	4.25m	13-11%	3/28/12	10	0.78 10.78
▶ PV	28	Victoria VON EYNATTEN	FR	4.10m	13-5%	3/23/12	0.8	0.00 0.80
▶ SP	13	Valentina MUZARIC	FR	16.82m	55-2%	4/6/12	8	0.87 8.87
▶ HT	35	Annjolie VESTER	FR	59.07m	193-9	4/6/12	0.45	0.00 0.45
Scored bests come from PRE-SEASON DATA								
▶ 4x100	27			44.58	6/11/11	0.85	0.29	1.14
▶ 4x400	32			3:37.57	4/1/11	0.6	0.06	0.66
Team Total								23.94

72




Alabama

Southeastern Conference

▼ 12

Event	Scrd As	Athlete	Yr	Scored Mark	Date	Pl. Pts.	Bonus	TOTAL
Scored bests come from CURRENT season								
▶ H400	47	Shani CHANDLER	SO	59.04	3/31/12	0.075	0.00	0.08
▶ HJ	10	Krystle SCHADE	SO	1.83m	6-0	3/24/12	12	0.86 12.86
▶ TJ	44	Chloe HETHERTON	SO	12.67m	41-7	3/15/12	0.15	0.00 0.15
▶ HT	46	Amethyst HOLMES	JR	58.12m	190-8	3/31/12	0.1	0.00 0.10
Scored bests come from PRE-SEASON DATA								
▶ H100	39	Kaylon EPPINGER	SR	13.51	5/11/11	0.275	0.00	0.28
▶ SP	33	Wilamena HOPKINS	JR	15.88m	52-1%	4/8/11	0.55	0.00 0.55
▶ HEPT	12	Kaylon EPPINGER	SR	5,499	3/24/11	9	0.73	9.73
Team Total								23.74

70



Connecticut

BIG EAST Conference

▼ 16

Event	Scrd As	Athlete	Yr	Scored Mark	Date	Pl. Pts.	Bonus	TOTAL
Scored bests come from CURRENT season								
▶ 800m	15	Brigitte MANIA	JR	2:04.86	3/30/12	6	0.58	6.58
▶ 800m	19	Heather WILSON	SR	2:05.01	3/30/12	3.5	0.53	4.03
▶ JAV	47	Danika HAM	SR	46.68m	153-1	4/7/12	0.075	0.00 0.08
Scored bests come from PRE-SEASON DATA								
▶ 10k	35	Lauren SARA	SO	33:51.21	5/28/11	0.45	0.02	0.47
▶ Steeple	15	Meghan CUNNINGHAM	SR	10:11.57	5/28/11	6	0.52	6.52
▶ HJ	18	Ilva BIKANOVA	SO	1.81m	5-11%	5/13/11	4	0.43 4.43
▶ LJ	23	Whitney HOLDER	JR	6.26mw	20-6%	4/7/11	1.5	0.25 1.75
Team Total								23.86

73



Cornell

Ivy League

▲ 57

Event	Scrd As	Athlete	Yr	Scored Mark	Date	Pl. Pts.	Bonus	TOTAL
Scored bests come from CURRENT season								
▶ 10k	6	Katie KELLNER	JR	32:58.73	4/6/12	20	1.54	21.54
▶ Steeple	39	Genna HARTUNG	JR	10:19.75	4/6/12	0.275	0.10	0.37
Scored bests come from PRE-SEASON DATA								
▶ H400	43	Molly GLANTZ	SR	58.96	4/9/11	0.175	0.00	0.17
▶ JAV	46	Victoria IMBESI	JR	46.80m	153-6	3/19/11	0.1	0.00 0.10
Team Total								22.19

74



Richmond

Atlantic 10 Conference

▼ 3

Event	Scrd As	Athlete	Yr	Scored Mark	Date	Pl. Pts.	Bonus	TOTAL
Scored bests come from CURRENT season								
▶ H400	28	Leslie FARMER	SR	58.06	3/30/12	0.8	0.24	1.04
▶ SP	6	Kearsten PEOPLES	FR	17.36m	56-11%	3/23/12	20	1.76 21.76
▶ SP	26	Jill RUSHIN	FR	16.07m	52-8%	3/30/12	0.9	0.02 0.92
▶ DISC	45	Kearsten PEOPLES	FR	50.98m	167-3	3/30/12	0.125	0.00 0.13
Team Total								23.85

Event	Scrd As	Athlete	Yr	Scored Mark	Date	Pl. Pts.	Bonus	TOTAL
Scored bests come from PRE-SEASON DATA								
▶ 5000m	39	Nicol TRAYNOR	SR	16:10.37	4/14/11	0.275	0.13	0.41
▶ Steeple	6	Nicol TRAYNOR	SR	10:02.94	6/11/11	20	1.34	21.34
Team Total								21.75

"Scrd As", short for "Scored As", Standing used for place points portion of performance's score combining preseason data (when applied) to current season data

Numbers in BLACK are both the performance's actual NCAA rank AND "scored as" rank Numbers in RED indicate actual NCAA rank does not exist or is worse than "scored as" rank Numbers in BLUE indicate actual NCAA rank is better than "scored as" rank

USTFCCCA Non-Member

Non-Member Schools Will NOT be ranked, beginning Week 2



2012 Outdoor Track & Field, Week #2

Only those who score >0.01 pts are shown
D denotes multiple-event rule in affect

WOMEN

75



George Mason

Colonial Athletic Association

▲ 1

Event	Scrd As	Athlete	Yr	Scored Mark	Date	Pl. Pts.	Bonus	TOTAL
Scored bests come from CURRENT season								
▶ PV	7	Mandissa MARSHALL	JR	4.30m	14-1½	3/23/12	18	1.29 19.29
Scored bests come from PRE-SEASON DATA								
▶ H400	45	Taylor WHEATON	SO	58.99		5/6/11	0.125	0.00 0.13
Team Total								19.42

76



Columbia

Ivy League

▼ 9

Event	Scrd As	Athlete	Yr	Scored Mark	Date	Pl. Pts.	Bonus	TOTAL
Scored bests come from CURRENT season								
▶ 10k	38	Emily LANOIS	JR	33:53.06	4/6/12	0.3	0.00	0.30
▶ TJ	28	Nadia EKE	FR	12.81m	42-¾	4/6/12	0.8	0.11 0.91
Scored bests come from PRE-SEASON DATA								
▶ 200m	33	Sharay HALE	SR	23.33	5/13/11	0.55	0.14	0.69
▶ 400m	9	Sharay HALE	SR	52.40	5/7/11	14	1.25	15.25
▶ H400	46	Kyra CALDWELL	SR	59.03	5/13/11	0.1	0.00	0.10
▶ 4x400	31			3:37.50	5/13/11	0.65	0.07	0.72
▶ LJ	27	Uju OFOCHE	JR	6.24mw	20-5½	5/7/11	0.85	0.18 1.03
Team Total								19.00

77



Stony Brook

America East Conference

unch

Event	Scrd As	Athlete	Yr	Scored Mark	Date	Pl. Pts.	Bonus	TOTAL
Scored bests come from PRE-SEASON DATA								
▶ 1500m	8	Lucy VAN DALEN	SR	4:15.13	5/7/11	16	1.15	17.15
Team Total								17.15

78



NC State

Atlantic Coast Conference

▲ 5

Event	Scrd As	Athlete	Yr	Scored Mark	Date	Pl. Pts.	Bonus	TOTAL
Scored bests come from CURRENT season								
▶ 10k	20	Andie COZZARELLI	JR	33:26.45	4/6/12	3	0.51	3.51
▶ SP	20	Tremanisha TAYLOR	FR	16.33m	53-7	4/6/12	3	0.32 3.32
▶ DISC	37	Tremanisha TAYLOR	FR	51.97m	170-6	3/23/12	0.35	0.00 0.35
Scored bests come from PRE-SEASON DATA								
▶ 800m	14	Kenyetta IYEVBELE	SO	2:04.83	6/11/11	7	0.59	7.59
▶ Steeple	36	Erin MERCER	SO	10:18.86	4/21/11	0.4	0.14	0.54
▶ HJ	48	Danielle ADAMS	JR	1.77m	5-9½	5/15/11	0.05	0.00 0.05
▶ LJ	31	Karimah SHEPHERD	JR	6.21mw	20-4½	5/13/11	0.65	0.08 0.73
▶ DISC	38	Brittany HAMPTON	SR	51.93m	170-4	4/16/11	0.3	0.00 0.30
Team Total								16.39

79



Montana

Big Sky Conference

▼ 1

Event	Scrd As	Athlete	Yr	Scored Mark	Date	Pl. Pts.	Bonus	TOTAL
Scored bests come from CURRENT season								
▶ 5000m	47	Katrina DRENNEN	SR	16:12.60	4/6/12	0.075	0.06	0.13
Scored bests come from PRE-SEASON DATA								
▶ 1500m	10	Katrina DRENNEN	SR	4:15.34	5/1/11	12	1.09	13.09
▶ HEPT	21	Lindsey HALL	JR	5,360	5/11/11	2.5	0.30	2.80
Team Total								16.03

80



Mississippi

Southeastern Conference

▼ 6

Event	Scrd As	Athlete	Yr	Scored Mark	Date	Pl. Pts.	Bonus	TOTAL
Scored bests come from CURRENT season								
▶ 400m	27	Kristin BRIDGES	SR	53.20	3/31/12	0.85	0.29	1.14
Scored bests come from PRE-SEASON DATA								
▶ 4x100	28			44.71	6/11/11	0.8	0.20	1.00
▶ 4x400	16			3:33.22	4/27/11	5	0.70	5.70
▶ PV	15	Neal TISHER	JR	4.21m	13-9½	5/11/11	6	0.56 6.56
▶ LJ	46	Brittany BOZEMAN	JR	6.16m	20-2½	4/1/11	0.1	0.00 0.10
▶ TJ	46	Aria GAINES	SR	12.66m	41-6½	3/26/11	0.1	0.00 0.10
▶ HEPT	28	Brittany BOZEMAN	JR	5,290	4/23/11	0.8	0.09	0.89
▶ HEPT	35	Mary NALL	SO	5,195	5/11/11	0.45	0.00	0.45
Team Total								15.94

"Scrd As", short for "Scored As", Standing used for place points portion of performance's score combining preseason data (when applied) to current season data

Numbers in BLACK are both the performance's actual NCAA rank AND "scored as" rank Numbers in RED indicate actual NCAA rank does not exist or is worse than "scored as" rank Numbers in BLUE indicate actual NCAA rank is better than "scored as" rank

USTFCCCA Non-Member

Non-Member Schools Will NOT be ranked, beginning Week 2



2012 Outdoor Track & Field, Week #2

Only those who score >0.01 pts are shown
D denotes multiple-event rule in affect

WOMEN

81



Louisiana-Lafayette

▲ 3

Sun Belt Conference

Event	Scrd As	Athlete	Yr	Scored Mark		Date	Pl. Pts.	Bonus	TOTAL
Scored bests come from CURRENT season									
▶ H100	48	Kacey ELPHAGE	JR	13.59		3/15/12	0.05	0.00	0.05
▶ LJ	39	Jasmine MANUEL	SR	6.17m	20-3	3/23/12	0.275	0.00	0.28
▶ TJ	9	Jasmine MANUEL	SR	13.29m	43-7½	3/28/12	14	1.37	15.37
▶ JAV	49	Mayme COOK	FR	46.58m	152-10	3/15/12	0.025	0.00	0.03
Team Total									15.72

82



Indiana State

▼ 7

Missouri Valley Conference

Event	Scrd As	Athlete	Yr	Scored Mark		Date	Pl. Pts.	Bonus	TOTAL
Scored bests come from CURRENT season									
▶ 800m	42	Leeann MICHL	JR	2:06.67		4/6/12	0.2	0.01	0.21
▶ SP	14	Felisha JOHNSON	JR	16.80m	55-1½	3/29/12	7	0.84	7.84
▶ SP	46	Mary THEISEN	JR	15.52m	50-11	4/6/12	0.1	0.00	0.10
Scored bests come from PRE-SEASON DATA									
▶ PV	49	Nicole HOPE	SR	4.00m	13-1½	5/6/11	0.025	0.00	0.03
▶ DISC	22	Mary THEISEN	JR	53.72m	176-3	5/3/11	2	0.30	2.30
▶ HT	17	Felisha JOHNSON	JR	61.14m	200-7	4/8/11	4.5	0.39	4.89
Team Total								15.37	

83




San Francisco

▲ 2

West Coast Conference

Event	Scrd As	Athlete	Yr	Scored Mark	Date	Pl. Pts.	Bonus	TOTAL
Scored bests come from PRE-SEASON DATA								
▶ 1500m	43	Eva KRCHOVA	JR	4:20.43	4/23/11	0.175	0.06	0.23
▶ Steeple	9	Eva KRCHOVA	JR	10:05.53	5/1/11	14	1.07	15.07
Team Total								15.30

84




Idaho

▼ 12

Western Athletic Conference

Event	Scrd As	Athlete	Yr	Scored Mark	Date	Pl. Pts.	Bonus	TOTAL
Scored bests come from PRE-SEASON DATA								
▶ 800m	10	Lauren SCHAFFER	SR	2:04.53	5/10/11	12	0.70	12.70
▶ H400	32	Liga VELVERE	JR	58.61	4/14/11	0.6	0.00	0.60
▶ HT	32	Gabby MIDLES	SR	59.29m	194-6	4/2/11	0.6	0.60
Team Total								13.90

85



Cal Poly

▼ 12

Big West Conference

Event	Scrd As	Athlete	Yr	Scored Mark	Date	Pl. Pts.	Bonus	TOTAL
Scored bests come from PRE-SEASON DATA								
▶ Steeple	28	LeAnne FOGG	SR	10:17.24	4/14/11	0.8	0.23	1.03
▶ HJ	10	Whitney SISLER	SR	1.83m	6-0 4/22/11	12	0.86	12.86
Team Total								13.89

86



Minnesota

unch

Big Ten Conference

Event	Scrd As	Athlete	Yr	Scored Mark		Date	Pl. Pts.	Bonus	TOTAL
Scored bests come from CURRENT season									
▶ Steeple	34	Katie MORACZEWSKI	SO	10:18.60		4/6/12	0.5	0.16	0.66
▶ HT	28	DeAnne HAHN	SR	60.04m	196-11	3/15/12	0.8	0.10	0.90
Scored bests come from PRE-SEASON DATA									
▶ 400m	41	Alena BROOKS	JR	53.55		4/2/11	0.225	0.07	0.29
▶ H400	30	Sharyn DAHL	SR	58.44		5/13/11	0.7	0.01	0.71
▶ 4x100	33			44.85		6/11/11	0.55	0.11	0.66
▶ 4x400	37			3:38.03		5/13/11	0.35	0.00	0.35
▶ LJ	12	Todea-Kay WILLIS	JR	6.44mw	21-1½	4/23/11	9	0.86	9.86
Team Total									13.43

"Scrd As", short for "Scored As", Standing used for place points portion of performance's score combining preseason data (when applied) to current season data

Numbers in BLACK are both the performance's actual NCAA rank AND "scored as" rank Numbers in RED indicate actual NCAA rank does not exist or is worse than "scored as" rank Numbers in BLUE indicate actual NCAA rank is better than "scored as" rank

USTFCCCA Non-Member

Non-Member Schools Will NOT be ranked, beginning Week 2



2012 Outdoor Track & Field, Week #2

Only those who score >0.01 pts are shown
D denotes multiple-event rule in affect

WOMEN

87



Cincinnati

BIG EAST Conference

▼ 7

Event	Scrd As	Athlete	Yr	Scored Mark	Date	Pl. Pts.	Bonus	TOTAL
Scored bests come from CURRENT season								
HJ	31	Jasmine COTTEN	SR	1.78m	5-10	4/6/12	0.65	0.00 0.65
PV	21	Michelle EBY	SR	4.18m	13-8%	3/17/12	2.5	0.40 2.90
JAV	18	Emelie LARSSON	FR	50.59m	165-11	4/6/12	4	0.48 4.48
HEPT	43	Kaitlyn GOOD	SO	5,150		3/30/12	0.175	0.00 0.17

Scored bests come from PRE-SEASON DATA								
800m	25	Kathy KLUMP	SR	2:05.46	6/11/11	0.95	0.39	1.34
4x100	32			44.84	5/28/11	0.6	0.11	0.71
4x400	36			3:37.93	5/28/11	0.4	0.01	0.41
PV	22	MacKenzie FIELDS	JR	4.16m	13-7%	4/22/11	2	0.29 2.29

Team Total 12.95

88



Boston College

Atlantic Coast Conference

▼ 9

Event	Scrd As	Athlete	Yr	Scored Mark	Date	Pl. Pts.	Bonus	TOTAL
Scored bests come from CURRENT season								
800m	49	Jillian KING	JR	2:06.89	4/6/12	0.025	0.00	0.03
1500m	36	Jillian KING	JR	4:19.74	4/6/12	0.4	0.15	0.55

Scored bests come from PRE-SEASON DATA								
800m	12	Caroline KING	SR	2:04.79	5/28/11	9	0.61	9.61
1500m	21	Caroline KING	SR	4:17.48	3/25/11	D	2.5	0.49 2.49

Team Total 12.68

89



Boston University

America East Conference

▼ 31

Event	Scrd As	Athlete	Yr	Scored Mark	Date	Pl. Pts.	Bonus	TOTAL
Scored bests come from CURRENT season								
5000m	44	Rosa MORIELLO	SO	16:11.61	4/6/12	0.15	0.09	0.24
HJ	31	Allison BARWISE	JR	1.78m	5-10	3/28/12	0.65	0.00 0.65

Scored bests come from PRE-SEASON DATA								
5000m	19	Katie MATTHEWS	SR	16:01.16	4/22/11	D	3.5	0.43 2.43
10k	13	Katie MATTHEWS	SR	33:16.97	3/25/11	8	0.86	8.86
H100	48	Nikko BRADY	JR	13.59w	4/6/11	0.05	0.00	0.05

Team Total 12.23

90



Nevada

Western Athletic Conference

▼ 8

Event	Scrd As	Athlete	Yr	Scored Mark	Date	Pl. Pts.	Bonus	TOTAL
Scored bests come from PRE-SEASON DATA								
HJ	26	La Tijera AVERY	SR	1.79m	5-10%	4/7/11	0.9	0.12 1.02
JAV	11	Sabine KOPPLIN	SO	51.59m	169-3	4/2/11	10	0.83 10.83
Team Total								11.85

91



Iowa

Big Ten Conference

▲ 2

Event	Scrd As	Athlete	Yr	Scored Mark	Date	Pl. Pts.	Bonus	TOTAL
Scored bests come from CURRENT season								
400m	24	Ashley LIVERPOOL	SO	53.12	4/7/12	1	0.34	1.34
5000m	17	McKenzie MELANDER	SR	15:57.13	4/6/12	4.5	0.57	5.07
5000m	51	Mareike SCHRULLE	JR	16:13.73	4/6/12		0.02	0.02

Scored bests come from PRE-SEASON DATA								
5000m	22	Betsy FLOOD	SR	16:04.46	5/28/11	2	0.32	2.32
5000m	46	Brooke EILERS	SR	16:11.86	5/28/11	0.1	0.08	0.18
4x400	25			3:35.93	4/27/11	0.95	0.30	1.25
DISC	32	Majesty TUTSON	JR	52.52m	172-3	5/13/11	0.6	0.00 0.60

Team Total 10.79

92



Tulane

Conference USA

▼ 5

Event	Scrd As	Athlete	Yr	Scored Mark	Date	Pl. Pts.	Bonus	TOTAL
Scored bests come from PRE-SEASON DATA								
100m	39	Kasey RODGERS	SR	11.49w	3/25/11	0.275	0.00	0.28
H400	34	Zandria DEBOWLES	SR	58.82	5/12/11	0.5	0.00	0.50
4x100	43			45.18	3/9/11	0.175	0.00	0.18
JAV	13	Ana RUZEVIC	SR	51.37m	168-6	3/9/11	8	0.75 8.75

Team Total 9.70

"Scrd As", short for "Scored As", Standing used for place points portion of performance's score combining preseason data (when applied) to current season data

Numbers in BLACK are both the performance's actual NCAA rank AND "scored as" rank Numbers in RED indicate actual NCAA rank does not exist or is worse than "scored as" rank Numbers in BLUE indicate actual NCAA rank is better than "scored as" rank

USTFCCCA Non-Member

Non-Member Schools Will NOT be ranked, beginning Week 2



2012 Outdoor Track & Field, Week #2

Only those who score >0.01 pts are shown
D denotes multiple-event rule in affect

WOMEN

93



South Alabama

Sun Belt Conference

▼ 4

Event	Scrd As	Athlete	Yr	Scored Mark	Date	Pl. Pts.	Bonus	TOTAL
Scored bests come from CURRENT season								
▶ HT	29	Latifah JOHNSON	SR	59.96m	196-8	3/15/12	0.75	0.08 0.83
▶ HEPT	14	Lindsay SCHWARTZ	SR	5,468		3/28/12	7	0.64 7.64
Team Total								8.46

94



Pittsburgh

BIG EAST Conference

▲ 17

Event	Scrd As	Athlete	Yr	Scored Mark	Date	Pl. Pts.	Bonus	TOTAL
Scored bests come from CURRENT season								
▶ 200m	19	Cambrya JONES	SR	23.10		4/6/12	3.5	0.52 4.02
Scored bests come from PRE-SEASON DATA								
▶ 4x100	19			44.24	6/11/11		3.5	0.51 4.01
▶ JAV	48	Jessica ROCCO	SO	46.61m	152-11	5/6/11	0.05	0.00 0.05
Team Total								8.08

95



Kentucky

Southeastern Conference

▼ 7

Event	Scrd As	Athlete	Yr	Scored Mark	Date	Pl. Pts.	Bonus	TOTAL
Scored bests come from CURRENT season								
▶ 100m	47	Keilah TYSON	FR	11.52		3/28/12	0.075	0.00 0.08
▶ HJ	18	Terri-Ann GRANT	SR	1.81m	5-11½	3/28/12	4	0.43 4.43
Scored bests come from PRE-SEASON DATA								
▶ 4x400	20			3:34.12	5/28/11		3	0.57 3.57
Team Total								8.07

96



Hawai'i

Western Athletic Conference

▲ 3

Event	Scrd As	Athlete	Yr	Scored Mark	Date	Pl. Pts.	Bonus	TOTAL
Scored bests come from CURRENT season								
▶ DISC	20	TeRina KEENAN	SR	53.81m	176-6	4/6/12	3	0.33 3.33
Scored bests come from PRE-SEASON DATA								
▶ HJ	20	Sarah SADDLETON	JR	1.80m	5-10½	5/10/11	3	0.28 3.28
▶ HJ	31	Samantha BALENTINE	JR	1.78m	5-10	4/16/11	0.65	0.00 0.65
▶ TJ	40	Madara APINE	SR	12.71m	41-8½	4/7/11	0.25	0.00 0.25
Team Total								7.51

97



Montana State

Big Sky Conference

▲ 54

Event	Scrd As	Athlete	Yr	Scored Mark	Date	Pl. Pts.	Bonus	TOTAL
Scored bests come from CURRENT season								
▶ HT	15	Amanda MURPHY	SR	61.52m	201-10	4/5/12	6	0.50 6.50
▶ JAV	26	Emily TYRRELL	SR	48.97m	160-8	3/30/12	0.9	0.00 0.90
Team Total								7.40

98



Notre Dame

BIG EAST Conference

▲ 4

Event	Scrd As	Athlete	Yr	Scored Mark	Date	Pl. Pts.	Bonus	TOTAL
Scored bests come from CURRENT season								
▶ 800m	43	Rebecca TRACY	JR	2:06.70		4/6/12	0.175	0.00 0.17
▶ 1500m	33	Rebecca TRACY	JR	4:19.39		4/6/12	0.55	0.20 0.75
▶ 10k	31	Jessica RYDBERG	JR	33:47.07		4/6/12	0.65	0.09 0.74
▶ 10k	42	Rachel VELARDE	SR	33:53.83		4/6/12	0.2	0.00 0.20
▶ 10k	44	Gabriella GONZALES	FR	33:56.86		4/6/12	0.15	0.00 0.15
▶ H400	36	Kaila BARBER	FR	58.84		4/6/12	0.4	0.00 0.40
▶ 4x400	49	Geiger, Yanik, Barber, Barber		3:39.67	3/22/12		0.025	0.00 0.03
Scored bests come from PRE-SEASON DATA								
▶ HEPT	17	Maddie BUTTINGER	SR	5,403		5/6/11	4.5	0.44 4.94
Team Total								7.38

99



Georgia Tech

Atlantic Coast Conference

▼ 5

Event	Scrd As	Athlete	Yr	Scored Mark	Date	Pl. Pts.	Bonus	TOTAL
Scored bests come from CURRENT season								
▶ H100	46	Melanie AKWULE	SR	13.58		3/16/12	0.1	0.00 0.10
▶ LJ	49	Julienne MCKEE	SO	6.15mw	20-2½	3/16/12	0.025	0.00 0.03
▶ TJ	15	Julienne MCKEE	SO	13.05m	42-9½	3/16/12	6	0.63 6.63
▶ TJ	34	Jhanelle MCLEOD	JR	12.76mw	41-10½	3/23/12	0.5	0.00 0.50
Team Total								7.26

"Scrd As", short for "Scored As", Standing used for place points portion of performance's score combining preseason data (when applied) to current season data

Numbers in BLACK are both the performance's actual NCAA rank AND "scored as" rank Numbers in RED indicate actual NCAA rank does not exist or is worse than "scored as" rank Numbers in BLUE indicate actual NCAA rank is better than "scored as" rank

USTFCCCA Non-Member

Non-Member Schools Will NOT be ranked, beginning Week 2



2012 Outdoor Track & Field, Week #2

Only those who score >0.01 pts are shown
D denotes multiple-event rule in affect

WOMEN

100



Utah

Pacific-12 Conference

▼ 10

Event	Scrd As	Athlete	Yr	Scored Mark	Date	Pl. Pts.	Bonus	TOTAL	
Scored bests come from CURRENT season									
▶ HEPT	38	Brianna LEROY	SR	5,168	3/15/12	0.3	0.00	0.30	
Scored bests come from PRE-SEASON DATA									
▶ 800m	44	Lucy YATES	SR	2:06.71	3/25/11	0.15	0.00	0.15	
▶ 1500m	16	Amanda MERGAERT	JR	4:16.57	5/28/11	5	0.75	5.75	
▶ HJ	31	Langley IVERSON	SR	1.78m	5-10	4/27/11	0.65	0.00	0.65
▶ HT	48	Anneli STAHL	JR	57.84m	189-9	5/11/11	0.05	0.00	0.05
Team Total								6.90	

101



Middle Tennessee

Sun Belt Conference

▼ 4

Event	Scrd As	Athlete	Yr	Scored Mark		Date	Pl. Pts.	Bonus	TOTAL
Scored bests come from CURRENT season									
▶ HJ	26	Ann DUDLEY	JR	1.79m	5-10%	3/23/12	0.9	0.12	1.02
▶ TJ	35	France MAKABU	SO	12.75m	41-10	3/30/12	0.45	0.00	0.45
Scored bests come from PRE-SEASON DATA									
▶ LJ	18	Kiara HENRY	SR	6.31m	20-8½	5/13/11	4	0.42	4.42
▶ LJ	36	Nyeisha WRIGHT	SR	6.18m	20-3½	5/13/11	0.4	0.00	0.40
Team Total								6.29	

102




North Dakota State

The Summit League

▼ 7

Event	Scrd As	Athlete	Yr	Scored Mark		Date	Pl. Pts.	Bonus	TOTAL
Scored bests come from PRE-SEASON DATA									
▶ HJ	31	Toni TOLLEFSON	JR	1.78m	5-10	3/18/11	0.65	0.00	0.65
▶ PV	16	Leslie BROST	SR	4.20m	13-9½	5/6/11	5	0.51	5.51
Team Total									6.16

103



Sacramento State

Big Sky Conference

▲ 9

Event	Scrd As	Athlete	Yr	Scored Mark	Date	Pl. Pts.	Bonus	TOTAL	
Scored bests come from CURRENT season									
▶ 800m	36	Renisha ROBINSON	SR	2:06.42	3/31/12	0.4	0.08	0.48	
▶ TJ	17	Moiria ROBINSON	SR	12.96m	42-6¼	3/10/12	4.5	0.43	4.93
Scored bests come from PRE-SEASON DATA									
▶ TJ	37	Natalia WRIGHT	SR	12.74m	41-9¼	3/26/11	0.35	0.00	0.35
Team Total								5.77	

104



Northwestern State

Southland Conference

▼ 3

Event	Scrd As	Athlete	Yr	Scored Mark		Date	Pl. Pts.	Bonus	TOTAL
Scored bests come from CURRENT season									
▶ JAV	17	Ashley ALDREDGE	FR	50.60m	166-0	4/6/12	4.5	0.48	4.98
Scored bests come from PRE-SEASON DATA									
▶ JAV	31	Jessica TALLEY	SO	48.31m	158-6	5/28/11	0.65	0.00	0.65
Team Total								5.63	

105



Wright State

Horizon League

unch

Event	Scrd As	Athlete	Yr	Scored Mark	Date	Pl. Pts.	Bonus	TOTAL
Scored bests come from PRE-SEASON DATA								
▶ H100	16	Cassandra LLOYD	SR	13.18	5/28/11	5	0.59	5.59
Team Total								5.59

106



Purdue

Big Ten Conference

▼ 6

Event	Scrd As	Athlete	Yr	Scored Mark		Date	Pl. Pts.	Bonus	TOTAL
Scored bests come from CURRENT season									
▶ SP	24	Dani BUNCH	SO	16.21m	53-2¼	4/5/12	1	0.18	1.18
Scored bests come from PRE-SEASON DATA									
▶ LJ	20	Leah EBER	SR	6.30mw	20-8	4/7/11	3	0.39	3.39
▶ DISC	26	Terri ANDERSON	SR	52.92m	173-7	3/26/11	0.9	0.04	0.94
Team Total									5.50

"Scrd As", short for "Scored As", Standing used for place points portion of performance's score combining preseason data (when applied) to current season data

Numbers in BLACK are both the performance's actual NCAA rank AND "scored as" rank Numbers in RED indicate actual NCAA rank does not exist or is worse than "scored as" rank Numbers in BLUE indicate actual NCAA rank is better than "scored as" rank

USTFCCCA Non-Member

Non-Member Schools Will NOT be ranked, beginning Week 2



2012 Outdoor Track & Field, Week #2

Only those who score >0.01 pts are shown
D denotes multiple-event rule in affect

WOMEN

107




Kent State

Mid-American Conference

▼ 3

Event	Scrd As	Athlete	Yr	Scored Mark	Date	Pl. Pts.	Bonus	TOTAL
Scored bests come from CURRENT season								
▶ 400m	47	Shanequa WILLIAMS	SO	53.66	4/6/12	0.075	0.00	0.08
▶ SP	30	Joh'vonnie MOSLEY	SO	15.93m 52-3½	4/6/12	0.7	0.00	0.70
Scored bests come from PRE-SEASON DATA								
▶ PV	44	Kim PRESTON	SR	4.01m 13-1½	4/22/11	0.15	0.00	0.15
▶ HEPT	18	Diana DUMITRESCU	SR	5,399	5/12/11	4	0.42	4.42
Team Total								5.35

108



UMES

Mid-Eastern Athletic Conference

▼ 16

Event	Scrd As	Athlete	Yr	Scored Mark	Date	Pl. Pts.	Bonus	TOTAL
Scored bests come from CURRENT season								
▶ SP	19	Vanessa HENRY	SR	16.37m 53-8½	3/16/12	3.5	0.36	3.86
Scored bests come from PRE-SEASON DATA								
▶ 800m	26	Cynthia ANAIS	SR	2:05.59	5/13/11	0.9	0.35	1.25
▶ 4x400	48			3:39.49	5/13/11	0.05	0.00	0.05
Team Total								5.16

109



Southeastern Louisiana ▼ 2

Southland Conference

Event	Scrd As	Athlete	Yr	Scored Mark	Date	Pl. Pts.	Bonus	TOTAL
Scored bests come from CURRENT season								
▶ PV	44	Brittany PHANTZ	SO	4.01m 13-1½	4/6/12	0.15	0.00	0.15
▶ TJ	17	Michelle OGASHI	SR	12.96m 42-6½	3/15/12	4.5	0.43	4.93
Team Total								5.08

110



UC Davis

Big West Conference

▲ 77

Event	Scrd As	Athlete	Yr	Scored Mark	Date	Pl. Pts.	Bonus	TOTAL
Scored bests come from CURRENT season								
▶ 10k	18	Sarah SUMPTER	JR	33:19.77	4/6/12	4	0.76	4.76
Team Total								4.76

111



Rutgers

BIG EAST Conference

▲ 76

Event	Scrd As	Athlete	Yr	Scored Mark	Date	Pl. Pts.	Bonus	TOTAL
Scored bests come from CURRENT season								
▶ LJ	18	Asha RUTH	SO	6.31mw 20-8½	4/5/12	4	0.42	4.42
Team Total								4.42

112



California

Pacific-12 Conference

▲ 3

Event	Scrd As	Athlete	Yr	Scored Mark	Date	Pl. Pts.	Bonus	TOTAL
Scored bests come from CURRENT season								
▶ 5000m	26	Taylor BRYSON	SR	16:05.72	4/6/12	0.9	0.28	1.18
▶ LJ	46	Malaina PAYTON	SO	6.16m 20-2½	4/6/12	0.1	0.00	0.10
▶ TJ	42	Amanda HUNTER	JR	12.70mw 41-8	3/31/12	0.2	0.00	0.20
Scored bests come from PRE-SEASON DATA								
▶ 1500m	40	Sofia OBERG	JR	4:20.06	5/1/11	0.25	0.11	0.36
▶ 5000m	31	Deborah MAIER	SR	16:07.20	6/12/10	0.65	0.23	0.88
▶ 4x100	29			44.75	4/16/11	0.75	0.17	0.92
▶ HJ	31	Kristin RIMBACH	JR	1.78m 5-10	4/23/11	0.65	0.00	0.65
▶ HJ	48	Gianna FERNANDEZ	JR	1.77m 5-9½	5/6/11	0.05	0.00	0.05
▶ HT	49	Chioma AMAECHI	SO	57.65m 189-1	5/1/11	0.025	0.00	0.03
Team Total								4.37

113



Utah State

Western Athletic Conference

▼ 17

Event	Scrd As	Athlete	Yr	Scored Mark	Date	Pl. Pts.	Bonus	TOTAL
Scored bests come from CURRENT season								
▶ DISC	25	Lindsey SPENCER	SR	53.10m 174-2	3/16/12	0.95	0.10	1.05
▶ HT	22	Lindsey SPENCER	SR	60.30m 197-10	3/16/12	2	0.17	2.17
Scored bests come from PRE-SEASON DATA								
▶ PV	28	Sonia GRABOWSKA		4.10m 13-5½	5/29/10	0.8	0.00	0.80
▶ HEPT	41	Chari HAWKINS	SO	5,159	4/21/11	0.225	0.00	0.22
Team Total								4.24

"Scrd As", short for "Scored As", Standing used for place points portion of performance's score combining preseason data (when applied) to current season data

Numbers in BLACK are both the performance's actual NCAA rank AND "scored as" rank Numbers in RED indicate actual NCAA rank does not exist or is worse than "scored as" rank Numbers in BLUE indicate actual NCAA rank is better than "scored as" rank

USTFCCCA Non-Member


Non-Member Schools Will NOT be ranked, beginning Week 2




2012 Outdoor Track & Field, Week #2

Only those who score >0.01 pts are shown
D denotes multiple-event rule in affect


WOMEN

114  **Air Force** ▼ **8**
Mountain West Conference


Event	Scrd As	Athlete	Yr	Scored Mark	Date	Pl. Pts.	Bonus	TOTAL	
Scored bests come from CURRENT season									
DISC	40	Paige BLACKBURN	SR	51.62m	169-4	3/23/12	0.25	0.00	0.25
JAV	19	Paige BLACKBURN	SR	50.44m	165-6	3/23/12	3.5	0.43	3.93
Team Total								4.18	

115  **Northern Iowa** ▲ **1**
Missouri Valley Conference


Event	Scrd As	Athlete	Yr	Scored Mark	Date	Pl. Pts.	Bonus	TOTAL	
Scored bests come from PRE-SEASON DATA									
HEPT	19	Olimpia NOWAK	SR	5,382		4/6/11	3.5	0.37	3.87
Team Total								3.87	

116  **Liberty** ▼ **3**
Big South Conference


Event	Scrd As	Athlete	Yr	Scored Mark	Date	Pl. Pts.	Bonus	TOTAL	
Scored bests come from CURRENT season									
DISC	46	Mychelle CUMINGS	FR	50.91m	167-0	4/6/12	0.1	0.00	0.10
Scored bests come from PRE-SEASON DATA									
TJ	28	Mia AGHAJI	SR	12.81mw	42-½	5/5/11	0.8	0.11	0.91
HT	21	Melinda BENDIK		60.43m	198-3	4/29/11	2.5	0.20	2.70
Team Total								3.71	

117  **USF** ▼ **19**
BIG EAST Conference


Event	Scrd As	Athlete	Yr	Scored Mark	Date	Pl. Pts.	Bonus	TOTAL	
Scored bests come from CURRENT season									
800m	34	Shaniel CHAMBERS	SR	2:06.19		3/21/12	0.5	0.16	0.66
800m	45	Yasmin SMITH	JR	2:06.78		3/21/12	0.125	0.00	0.13
TJ	35	Marquesha STALLWORTH	SO	12.75m	41-10	3/28/12	0.45	0.00	0.45
SP	35	Atasha WARREN	JR	15.85m	52-0	3/21/12	0.45	0.00	0.45
Scored bests come from PRE-SEASON DATA									
Steeple	29	Nicole ROZARIO	SR	10:17.60		5/28/11	0.75	0.21	0.96
JAV	27	Casey WAGNER	SR	48.87m	160-4	5/6/11	0.85	0.00	0.85
Team Total								3.49	

118  **Akron** ▼ **9**
Mid-American Conference


Event	Scrd As	Athlete	Yr	Scored Mark	Date	Pl. Pts.	Bonus	TOTAL	
Scored bests come from CURRENT season									
PV	28	Ariane BEAUMONT-COURTEAU	SO	4.10m	13-5¼	3/28/12	0.8	0.00	0.80
DISC	35	Alexis COOKS	FR	52.15m	171-1	4/7/12	0.45	0.00	0.45
Scored bests come from PRE-SEASON DATA									
Steeple	30	Cassandra SCHENCK	SR	10:17.80		5/28/11	0.7	0.20	0.90
PV	24	Katherine LEE	SR	4.15m	13-7¼	4/22/11	1	0.23	1.23
Team Total								3.38	

119  **Coppin State** ▲ **35**
Mid-Eastern Athletic Conference

Event	Scrd As	Athlete	Yr	Scored Mark	Date	Pl. Pts.	Bonus	TOTAL	
Scored bests come from CURRENT season									
TJ	20	Christina EPPS	JR	12.92m	42-4¼	3/15/12	3	0.35	3.35
Team Total								3.35	

120  **Miami (Fla.)** ▼ **10**
Atlantic Coast Conference

Event	Scrd As	Athlete	Yr	Scored Mark	Date	Pl. Pts.	Bonus	TOTAL	
Scored bests come from PRE-SEASON DATA									
100m	39	Tarika WILLIAMS	SR	11.49w		4/17/10	0.275	0.00	0.28
H400	22	Thandi STEWART	SO	57.71		4/21/11	2	0.45	2.45
4x100	35			44.95		4/16/11	0.45	0.04	0.49
Team Total								3.22	

121  **UNCG** ▲ **66**
Southern Conference

Event	Scrd As	Athlete	Yr	Scored Mark	Date	Pl. Pts.	Bonus	TOTAL	
Scored bests come from CURRENT season									
5000m	21	Ashley SCHNELL	SR	16:01.54		4/6/12	2.5	0.42	2.92
Team Total								2.92	

"Scrd As", short for "Scored As", Standing used for place points portion of performance's score combining preseason data (when applied) to current season data

Numbers in BLACK are both the performance's actual NCAA rank AND "scored as" rank Numbers in RED indicate actual NCAA rank does not exist or is worse than "scored as" rank Numbers in BLUE indicate actual NCAA rank is better than "scored as" rank

USTFCCCA Non-Member

Non-Member Schools Will NOT be ranked, beginning Week 2



2012 Outdoor Track & Field, Week #2

Only those who score >0.01 pts are shown
D denotes multiple-event rule in affect

WOMEN

122



Western Kentucky

▲65

Sun Belt Conference

Event	Scrd As	Athlete	Yr	Scored Mark	Date	Pl. Pts.	Bonus	TOTAL
Scored bests come from CURRENT season								
▶ Steeple	21	Michelle FINN	SR	10:14.09	4/6/12	2.5	0.39	2.89
Team Total								2.89

123



Colorado State

▲13

Mountain West Conference

Event	Scrd As	Athlete	Yr	Scored Mark	Date	Pl. Pts.	Bonus	TOTAL	
Scored bests come from CURRENT season									
▶ 10k	32	Hannah PENSACK-RINEHART	JR	33:47.49	4/6/12	0.6	0.08	0.68	
▶ Steeple	24	Nicole PETERS	SR	10:15.42	4/6/12	1	0.32	1.32	
▶ DISC	28	Jessica SHARBONO	SO	52.78m	173-2	3/31/12	0.8	0.00	0.80
Team Total								2.80	

124



Murray State

▼7

Ohio Valley Conference

Event	Scrd As	Athlete	Yr	Scored Mark	Date	Pl. Pts.	Bonus	TOTAL
Scored bests come from CURRENT season								
▶ 100m	27	Alexis LOVE	JR	11.42w	3/15/12	0.85	0.19	1.04
▶ 200m	24	Alexis LOVE	JR	23.18	3/31/12	1	0.38	1.38
Team Total								2.42

125



Miami (Ohio)

▼5

Mid-American Conference

Event	Scrd As	Athlete	Yr	Scored Mark		Date	Pl. Pts.	Bonus	TOTAL
Scored bests come from PRE-SEASON DATA									
▶ JAV	22	Victoria PATERRA	SO	49.91m	163-9	3/25/11	2	0.24	2.24
Team Total									2.24

126



Oregon State

▼12

Pacific-12 Conference

Event	Scrd As	Athlete	Yr	Scored Mark	Date	Pl. Pts.	Bonus	TOTAL
Scored bests come from PRE-SEASON DATA								
▶ 1500m	30	Laura CARLYLE	SR	4:18.73	5/1/11	0.7	0.29	0.99
▶ 5000m	25	Laura CARLYLE	SR	16:05.04	5/28/11	0.95	0.30	1.25
Team Total								2.24

127



Toledo

▲60

Mid-American Conference

Event	Scrd As	Athlete	Yr	Scored Mark	Date	Pl. Pts.	Bonus	TOTAL
Scored bests come from CURRENT season								
▶ 10k	23	Emma KERTESZ	SO	33:28.58	4/6/12	1.5	0.44	1.94
Team Total								1.94

128




Eastern Kentucky

▼10

Ohio Valley Conference

Event	Scrd As	Athlete	Yr	Scored Mark	Date	Pl. Pts.	Bonus	TOTAL
Scored bests come from CURRENT season								
▶ 800m	30	Picoty LEITCH	SR	2:06.04	3/30/12	0.7	0.20	0.90
Scored bests come from PRE-SEASON DATA								
▶ 5000m	30	Lydia KOSGEI	SR	16:07.14	4/28/11	0.7	0.24	0.94
Team Total								1.84

129



South Dakota State

▼10

The Summit League

Event	Scrd As	Athlete	Yr	Scored Mark		Date	Pl. Pts.	Bonus	TOTAL
Scored bests come from CURRENT season									
▶ HT	23	Brooke GARNER	JR	60.28m	197-9	3/30/12	1.5	0.16	1.66
Scored bests come from PRE-SEASON DATA									
▶ HJ	48	Mary WIRTH	SO	1.77m	5-9%	5/6/11	0.05	0.00	0.05
Team Total								1.71	

"Scrd As", short for "Scored As", Standing used for place points portion of performance's score combining preseason data (when applied) to current season data

Numbers in BLACK are both the performance's actual NCAA rank AND "scored as" rank Numbers in RED indicate actual NCAA rank does not exist or is worse than "scored as" rank Numbers in BLUE indicate actual NCAA rank is better than "scored as" rank

USTFCCCA Non-Member

Non-Member Schools Will NOT be ranked, beginning Week 2



2012 Outdoor Track & Field, Week #2

Only those who score >0.01 pts are shown
D denotes multiple-event rule in affect

WOMEN

130

Navy
Patriot League

▼22

Event	Scrd As	Athlete	Yr	Scored Mark	Date	Pl. Pts.	Bonus	TOTAL
Scored bests come from PRE-SEASON DATA								
800m	24	Jess PALACIO	SR	2:05.42	5/13/11	1	0.40	1.40
JAV	39	Alix MEMBRENO	SO	47.21m	5/6/11	0.275	0.00	0.28
Team Total								1.68

131

Norfolk State
Mid-Eastern Athletic Conference

▼7

Event	Scrd As	Athlete	Yr	Scored Mark	Date	Pl. Pts.	Bonus	TOTAL
Scored bests come from PRE-SEASON DATA								
100m	30	Shanneka CLAIBORNE	SR	11.43w	5/5/11	0.7	0.16	0.86
4x100	36			44.96	5/15/11	0.4	0.03	0.43
LJ	39	Champagne BELL	SO	6.17m	20-3	0.275	0.00	0.28
Team Total								1.57

132

Arkansas State
Sun Belt Conference

▼7

Event	Scrd As	Athlete	Yr	Scored Mark	Date	Pl. Pts.	Bonus	TOTAL
Scored bests come from PRE-SEASON DATA								
400m	48	Charmisha MORROW	JR	53.67	5/13/11	0.05	0.00	0.05
H100	32	Sharika NELVIS	SO	13.45	5/13/11	0.6	0.00	0.60
PV	27	Stephanie FOREMAN	SR	4.12m	13-6%	0.85	0.06	0.91
Team Total								1.56

133

Texas State
Southland Conference

▲26

Event	Scrd As	Athlete	Yr	Scored Mark	Date	Pl. Pts.	Bonus	TOTAL
Scored bests come from CURRENT season								
H400	40	Chante'sean WHITE	JR	58.87	4/6/12	0.25	0.00	0.25
LJ	29	Jessica THOMAS	JR	6.22mw	20-5	0.75	0.11	0.86
Scored bests come from PRE-SEASON DATA								
PV	40	Elena HORN	SR	4.05m	13-3%	0.25	0.00	0.25
Team Total								1.36

134

Long Island
Northeast Conference

▼7

Event	Scrd As	Athlete	Yr	Scored Mark	Date	Pl. Pts.	Bonus	TOTAL
Scored bests come from PRE-SEASON DATA								
H100	24	Jessie GAINES	SR	13.30	5/28/11	1	0.31	1.31
4x100	50			45.38	5/13/11	0.01	0.00	0.01
Team Total								1.32

135

Florida International
Sun Belt Conference

▼9

Event	Scrd As	Athlete	Yr	Scored Mark	Date	Pl. Pts.	Bonus	TOTAL
Scored bests come from CURRENT season								
4x100	24	McElveen, Kelley, Mills, Dumoy		44.56	3/23/12	1	0.30	1.30
Team Total								1.30

136

Drake
Missouri Valley Conference

▼15

Event	Scrd As	Athlete	Yr	Scored Mark	Date	Pl. Pts.	Bonus	TOTAL
Scored bests come from PRE-SEASON DATA								
H400	25	Ari CURTIS	SR	57.89	6/9/10	0.95	0.34	1.29
Team Total								1.29

137

North Carolina A&T
Mid-Eastern Athletic Conference

▼9

Event	Scrd As	Athlete	Yr	Scored Mark	Date	Pl. Pts.	Bonus	TOTAL
Scored bests come from PRE-SEASON DATA								
100m	47	Krystin LAWSON	SR	11.52	5/5/11	0.075	0.00	0.08
H100	43	Dotrine JACOBS	SO	13.56	5/15/11	0.175	0.00	0.17
H400	33	Jenea MCCAMMON	JR	58.73	5/5/11	0.55	0.00	0.55
4x100	42			45.13	5/28/11	0.2	0.00	0.20
LJ	39	Shakia FORBES	SR	6.17mw	20-3	0.275	0.00	0.28
Team Total								1.28

"Scrd As", short for "Scored As", Standing used for place points portion of performance's score combining preseason data (when applied) to current season data

Numbers in BLACK are both the performance's actual NCAA rank AND "scored as" rank Numbers in RED indicate actual NCAA rank does not exist or is worse than "scored as" rank Numbers in BLUE indicate actual NCAA rank is better than "scored as" rank

USTFCCCA Non-Member

Non-Member Schools Will NOT be ranked, beginning Week 2



2012 Outdoor Track & Field, Week #2

Only those who score >0.01 pts are shown
D denotes multiple-event rule in affect

WOMEN

138



Brown

Ivy League

▲39

Event	Scrd As	Athlete	Yr	Scored Mark	Date	Pl. Pts.	Bonus	TOTAL
Scored bests come from CURRENT season								
5000m	27	Heidi CALDWELL	SO	16:06.00	4/6/12	0.85	0.27	1.12
10k	48	Olivia MICKLE	JR	33:59.26	4/6/12	0.05	0.00	0.05
Team Total								1.17

139



Georgia State

Colonial Athletic Association

▼10

Event	Scrd As	Athlete	Yr	Scored Mark	Date	Pl. Pts.	Bonus	TOTAL
Scored bests come from PRE-SEASON DATA								
H100	38	Tamara MOORE	SO	13.50	5/14/11	0.3	0.00	0.30
H400	41	Danielle HILL	JR	58.90	5/6/11	0.225	0.00	0.22
TJ	32	Angelia NUGENT	SR	12.77m	41-10% 5/28/11	0.6	0.02	0.62
Team Total								1.14

140



Princeton

Ivy League

▼17

Event	Scrd As	Athlete	Yr	Scored Mark	Date	Pl. Pts.	Bonus	TOTAL
Scored bests come from PRE-SEASON DATA								
800m	31	Greta FELDMAN	JR	2:06.05	5/13/11	0.65	0.20	0.85
1500m	45	Alexis MIKAELIAN	JR	4:20.79	5/7/11	0.125	0.01	0.13
PV	44	Tory WORTHEN	JR	4.01m	13-1% 4/23/11	0.15	0.00	0.15
Team Total								1.13

141



Providence

BIG EAST Conference

▼19

Event	Scrd As	Athlete	Yr	Scored Mark	Date	Pl. Pts.	Bonus	TOTAL
Scored bests come from CURRENT season								
5000m	42	Charlotte FFRENCHO-CARROLL	JR	16:11.23	3/30/12	0.2	0.10	0.30
Steeple	35	Shelby GREANY	SO	10:18.70	3/30/12	0.45	0.15	0.60
Scored bests come from PRE-SEASON DATA								
Steeple	45	Hannah DAVIDSON	SR	10:21.52	4/28/11	0.125	0.01	0.13
Team Total								1.04

142



UC Riverside

Big West Conference

▼7

Event	Scrd As	Athlete	Yr	Scored Mark	Date	Pl. Pts.	Bonus	TOTAL
Scored bests come from CURRENT season								
JAV	25	Ashley GATEWOOD	SR	49.22m	161-5 3/31/12	0.95	0.01	0.96
Team Total								0.96

143



Jacksonville

Atlantic Sun Conference

▼5

Event	Scrd As	Athlete	Yr	Scored Mark	Date	Pl. Pts.	Bonus	TOTAL
Scored bests come from PRE-SEASON DATA								
H100	31	Stacey YOUNG	SR	13.43w	5/13/11	0.65	0.01	0.66
4x400	39			3:38.24	5/28/11	0.275	0.00	0.28
Team Total								0.93

144



Western Michigan

Mid-American Conference

▼13

Event	Scrd As	Athlete	Yr	Scored Mark	Date	Pl. Pts.	Bonus	TOTAL
Scored bests come from PRE-SEASON DATA								
H400	29	Iris CAMPBELL	JR	58.18	5/28/11	0.75	0.17	0.92
Team Total								0.92

145



Boise State

Mountain West Conference

▲42

Event	Scrd As	Athlete	Yr	Scored Mark	Date	Pl. Pts.	Bonus	TOTAL
Scored bests come from CURRENT season								
HT	34	Alyssa OSAI	JR	59.10m	193-10 4/7/12	0.5	0.00	0.50
HT	36	Mele VAISIMA	SR	58.98m	193-6 4/7/12	0.4	0.00	0.40
Team Total								0.90

146



Cal State Northridge

Big West Conference

▼4

Event	Scrd As	Athlete	Yr	Scored Mark	Date	Pl. Pts.	Bonus	TOTAL
Scored bests come from PRE-SEASON DATA								
4x400	32			3:37.57	4/14/11	0.6	0.06	0.66
PV	44	Tiana WEBBERLEY	JR	4.01m	13-1% 5/13/11	0.15	0.00	0.15
Team Total								0.81

"Scrd As", short for "Scored As", Standing used for place points portion of performance's score combining preseason data (when applied) to current season data

Numbers in BLACK are both the performance's actual NCAA rank AND "scored as" rank Numbers in RED indicate actual NCAA rank does not exist or is worse than "scored as" rank Numbers in BLUE indicate actual NCAA rank is better than "scored as" rank

USTFCCCA Non-Member

Non-Member Schools Will NOT be ranked, beginning Week 2



2012 Outdoor Track & Field, Week #2

Only those who score >0.01 pts are shown
D denotes multiple-event rule in affect

WOMEN

147



La Salle

Atlantic 10 Conference

▲40

Event	Scrd As	Athlete	Yr	Scored Mark	Date	Pl. Pts.	Bonus	TOTAL
Scored bests come from CURRENT season								
10k	30	Meghan MCGLINCHEY	SO	33:46.04	4/6/12	0.7	0.11	0.81
Team Total								0.81

148



Southeast Missouri

Ohio Valley Conference

▼15

Event	Scrd As	Athlete	Yr	Scored Mark	Date	Pl. Pts.	Bonus	TOTAL
Scored bests come from PRE-SEASON DATA								
400m	33	Jerika LEWIS	JR	53.40	5/6/11	0.55	0.16	0.71
TJ	47	Shemeika BREWER	JR	12.65mw 41-6	5/6/11	0.075	0.00	0.08
Team Total								0.79

149



Coastal Carolina

Big South Conference

▼6

Event	Scrd As	Athlete	Yr	Scored Mark	Date	Pl. Pts.	Bonus	TOTAL
Scored bests come from PRE-SEASON DATA								
4x100	31			44.83	5/13/11	0.65	0.12	0.77
Team Total								0.77

150



UMKC

The Summit League

▼2

Event	Scrd As	Athlete	Yr	Scored Mark	Date	Pl. Pts.	Bonus	TOTAL
Scored bests come from CURRENT season								
JAV	29	Kimoya HARIOTT	JR	48.43m 158-10	3/17/12	0.75	0.00	0.75
Team Total								0.75

151



Stephen F. Austin

Southland Conference

▲24

Event	Scrd As	Athlete	Yr	Scored Mark	Date	Pl. Pts.	Bonus	TOTAL
Scored bests come from CURRENT season								
400m	35	Mary DICKERSON	SR	53.46	4/6/12	0.45	0.12	0.57
4x400	43	McCutcheon, Watts, Simpson, Dickerson		3:38.96	4/6/12	0.175	0.00	0.18
Team Total								0.75

152



Marshall

Conference USA

▲21

Event	Scrd As	Athlete	Yr	Scored Mark	Date	Pl. Pts.	Bonus	TOTAL
Scored bests come from CURRENT season								
HJ	31	Vanessa JULES	JR	1.78m 5-10	4/7/12	0.65	0.00	0.65
Scored bests come from PRE-SEASON DATA								
HEPT	47	Elaine DERRICOTT	SO	5,139	5/12/11	0.075	0.00	0.08
Team Total								0.72

153



Vanderbilt

Southeastern Conference

▼8

Event	Scrd As	Athlete	Yr	Scored Mark	Date	Pl. Pts.	Bonus	TOTAL
Scored bests come from CURRENT season								
HJ	31	Brionne WILLIAMS	SO	1.78m 5-10	3/30/12	0.65	0.00	0.65
HJ	48	Ellie TIDMAN	SO	1.77m 5-9 1/2	4/5/12	0.05	0.00	0.05
Team Total								0.70

154



Fresno State

Western Athletic Conference

▼17

Event	Scrd As	Athlete	Yr	Scored Mark	Date	Pl. Pts.	Bonus	TOTAL
Scored bests come from CURRENT season								
SP	40	Meagan MCKEE	SO	15.74m 51-7 1/2	3/24/12	0.25	0.00	0.25
HT	45	Meagan MCKEE	SO	58.13m 190-8	3/31/12	0.125	0.00	0.13
Scored bests come from PRE-SEASON DATA								
HT	38	J'Quyra MONCUR-BLUE	JR	58.75m 192-9	4/14/11	0.3	0.00	0.30
Team Total								0.68

155



UC Irvine

Big West Conference

▼11

Event	Scrd As	Athlete	Yr	Scored Mark	Date	Pl. Pts.	Bonus	TOTAL
Scored bests come from CURRENT season								
H400	43	Amber MIDDLETON	SR	58.96	3/31/12	0.175	0.00	0.17
Scored bests come from PRE-SEASON DATA								
H400	34	Ericka NOWELL	JR	58.82	5/13/11	0.5	0.00	0.50
Team Total								0.67

"Scrd As", short for "Scored As", Standing used for place points portion of performance's score combining preseason data (when applied) to current season data

Numbers in BLACK are both the performance's actual NCAA rank AND "scored as" rank Numbers in RED indicate actual NCAA rank does not exist or is worse than "scored as" rank Numbers in BLUE indicate actual NCAA rank is better than "scored as" rank

USTFCCCA Non-Member

Non-Member Schools Will NOT be ranked, beginning Week 2



2012 Outdoor Track & Field, Week #2

Only those who score >0.01 pts are shown
D denotes multiple-event rule in affect

WOMEN

156



Long Beach State

Big West Conference

▼15

Event	Scrd As	Athlete	Yr	Scored Mark	Date	Pl. Pts.	Bonus	TOTAL
Scored bests come from PRE-SEASON DATA								
HJ	31	Katrina GRAVES-JOHNSON	SR	1.78m	5-10	5/13/11	0.65	0.00 0.65
HEPT	49	Phylicia JOHNSON	SR	5,116	5/6/11	0.025	0.00	0.03
Team Total								0.67

157



Ball State

Mid-American Conference

▼12

Event	Scrd As	Athlete	Yr	Scored Mark	Date	Pl. Pts.	Bonus	TOTAL
Scored bests come from CURRENT season								
HJ	31	Rebecca LOMAX	SO	1.78m	5-10	3/24/12	0.65	0.00 0.65
Team Total								0.65

158



North Texas

Sun Belt Conference

▼2

Event	Scrd As	Athlete	Yr	Scored Mark	Date	Pl. Pts.	Bonus	TOTAL
Scored bests come from CURRENT season								
JAV	42	Chelsea HERMES	SR	47.12m	154-7	4/7/12	0.2	0.00 0.20
Scored bests come from PRE-SEASON DATA								
4x100	36			44.96	4/2/11	0.4	0.03	0.43
Team Total								0.63

159



Jacksonville State

Ohio Valley Conference

▼7

Event	Scrd As	Athlete	Yr	Scored Mark	Date	Pl. Pts.	Bonus	TOTAL
Scored bests come from PRE-SEASON DATA								
100m	47	Laveeta OLIVER	JR	11.52	4/9/11	0.075	0.00	0.08
4x100	40			45.10	5/13/11	0.25	0.00	0.25
4x400	38			3:38.15	5/13/11	0.3	0.00	0.30
Team Total								0.63

160



Jackson State

Southwestern Athletic Conference

▼21

Event	Scrd As	Athlete	Yr	Scored Mark	Date	Pl. Pts.	Bonus	TOTAL
Scored bests come from PRE-SEASON DATA								
400m	35	Raina SANDERS	SR	53.46	5/28/11	0.45	0.12	0.57
Team Total								0.57

161



Maine

America East Conference

▼12

Event	Scrd As	Athlete	Yr	Scored Mark	Date	Pl. Pts.	Bonus	TOTAL
Scored bests come from PRE-SEASON DATA								
H100	33	Jesse LABRECK	SR	13.46w	4/23/11	0.55	0.00	0.55
Team Total								0.55

162



Iona

Metro Atlantic Athletic Conference

▲7

Event	Scrd As	Athlete	Yr	Scored Mark	Date	Pl. Pts.	Bonus	TOTAL
Scored bests come from CURRENT season								
Steeple	40	Regina NEUMEYER	FR	10:19.85	4/6/12	0.25	0.09	0.34
Team Total								0.34

163



Savannah State

Mid-Eastern Athletic Conference

▼13

Event	Scrd As	Athlete	Yr	Scored Mark	Date	Pl. Pts.	Bonus	TOTAL
Scored bests come from CURRENT season								
400m	40	Amara JONES	SR	53.52	3/15/12	0.25	0.09	0.34
Team Total								0.34

164



Penn

Ivy League

▼24

Event	Scrd As	Athlete	Yr	Scored Mark	Date	Pl. Pts.	Bonus	TOTAL
Scored bests come from PRE-SEASON DATA								
800m	48	Victoria STRICKLAND	SR	2:06.88	5/28/11	0.05	0.00	0.05
5000m	43	Leslie KOVACH	JR	16:11.59	4/28/11	0.175	0.09	0.27
Team Total								0.32

"Scrd As", short for "Scored As", Standing used for place points portion of performance's score combining preseason data (when applied) to current season data

Numbers in BLACK are both the performance's actual NCAA rank AND "scored as" rank Numbers in RED indicate actual NCAA rank does not exist or is worse than "scored as" rank Numbers in BLUE indicate actual NCAA rank is better than "scored as" rank

USTFCCCA Non-Member

Non-Member Schools Will NOT be ranked, beginning Week 2



2012 Outdoor Track & Field, Week #2

Only those who score >0.01 pts are shown
D denotes multiple-event rule in affect

WOMEN

165



High Point

Big South Conference

▼10

Event	Scrd As	Athlete	Yr	Scored Mark	Date	Pl. Pts.	Bonus	TOTAL
Scored bests come from CURRENT season								
H400	38	Manika GAMBLE	SR	58.85	3/24/12	0.3	0.00	0.30
Team Total								0.30

165



Vermont

America East Conference

▼31

Event	Scrd As	Athlete	Yr	Scored Mark	Date	Pl. Pts.	Bonus	TOTAL	
Scored bests come from PRE-SEASON DATA									
▶ JAV	38	Nika OUELLETTE	SO	47.47m	155-9	5/7/11	0.3	0.00	0.30
Team Total								0.30	

167



Northern Arizona

Big Sky Conference

▲20

Event	Scrd As	Athlete	Yr	Scored Mark	Date	Pl. Pts.	Bonus	TOTAL
Scored bests come from CURRENT season								
Steeple	41	Caroline HOGARDH	FR	10:20.27	4/6/12	0.225	0.07	0.29
Team Total								0.29

168



Hampton

Mid-Eastern Athletic Conference

▼7

Event	Scrd As	Athlete	Yr	Scored Mark	Date	Pl. Pts.	Bonus	TOTAL
Scored bests come from PRE-SEASON DATA								
4x400	40			3:38.38	5/28/11	0.25	0.00	0.25
Team Total								0.25

168



Loyola Marymount

West Coast Conference

▼36

Event	Scrd As	Athlete	Yr	Scored Mark	Date	Pl. Pts.	Bonus	TOTAL
Scored bests come from PRE-SEASON DATA								
10k	40	Sheree SHEA	JR	33:53.54	5/28/11	0.25	0.00	0.25
Team Total								0.25

168



VMI

Big South Conference

▼7

Event	Scrd As	Athlete	Yr	Scored Mark		Date	Pl. Pts.	Bonus	TOTAL
Scored bests come from CURRENT season									
► PV	40	Jennifer SING	SR	4.05m	13-3½	3/23/12	0.25	0.00	0.25
Team Total									0.25

171



Loyola-Chicago

Horizon League

▲16

Event	Scrd As	Athlete	Yr	Scored Mark	Date	Pl. Pts.	Bonus	TOTAL
Scored bests come from CURRENT season								
10k	41	Gina VALGOI	JR	33:53.81	4/6/12	0.225	0.00	0.22
Team Total								0.22

171



Southern Utah

The Summit League

▲14

Event	Scrd As	Athlete	Yr	Scored Mark		Date	Pl. Pts.	Bonus	TOTAL
Scored bests come from CURRENT season									
▶ SP	41	Kayla KOVAR	SO	15.73m	51-7%	3/31/12	0.225	0.00	0.22
Team Total									0.22

173



Missouri State

Missouri Valley Conference

▼20

Event	Scrd As	Athlete	Yr	Scored Mark	Date	Pl. Pts.	Bonus	TOTAL	
Scored bests come from CURRENT season									
▶ 400m	45	Althia MAXIMILIEN	FR	53.63	3/30/12	0.125	0.02	0.14	
Scored bests come from PRE-SEASON DATA									
▶ TJ	47	Kimsue GRANT	JR	12.65m	41-6	4/8/11	0.075	0.00	0.08
Team Total								0.22	

174



Florida Atlantic

Sun Belt Conference

▼16

Event	Scrd As	Athlete	Yr	Scored Mark		Date	Pl. Pts.	Bonus	TOTAL
Scored bests come from PRE-SEASON DATA									
▶ TJ	42	Ashani ROBERTS	SR	12.70m	41-8	5/13/11	0.2	0.00	0.20
Team Total									0.20

"Scrd As", short for "Scored As", Standing used for place points portion of performance's score combining preseason data (when applied) to current season data

Numbers in BLACK are both the performance's actual NCAA rank AND "scored as" rank Numbers in RED indicate actual NCAA rank does not exist or is worse than "scored as" rank Numbers in BLUE indicate actual NCAA rank is better than "scored as" rank

USTFCCCA Non-Member

Non-Member Schools Will NOT be ranked, beginning Week 2



2012 Outdoor Track & Field, Week #2

Only those who score >0.01 pts are shown
D denotes multiple-event rule in affect

WOMEN

175



Eastern Michigan

Mid-American Conference

▼10

Event	Scrd As	Athlete	Yr	Scored Mark	Date	Pl. Pts.	Bonus	TOTAL
Scored bests come from PRE-SEASON DATA								
4x400	42			3:38.85	5/28/11	0.2	0.00	0.20
Team Total								0.20

176



Sacred Heart

Northeast Conference

▼19

Event	Scrd As	Athlete	Yr	Scored Mark	Date	Pl. Pts.	Bonus	TOTAL	
Scored bests come from PRE-SEASON DATA									
▶ HT	43	Athalia SMITH	SR	58.31m	191-3	5/7/11	0.175	0.00	0.17
Team Total								0.17	

177



Charleston Southern

Big South Conference

▼14

Event	Scrd As	Athlete	Yr	Scored Mark	Date	Pl. Pts.	Bonus	TOTAL
Scored bests come from CURRENT season								
100m	44	Gabrielle HOUSTON	SR	11.51	3/23/12	0.15	0.00	0.15
Team Total								0.15

177



Harvard

Ivy League

▼14

Event	Scrd As	Athlete	Yr	Scored Mark		Date	Pl. Pts.	Bonus	TOTAL
Scored bests come from PRE-SEASON DATA									
► JAV	44	Hannah MAYER	SO	46.88m	153-9	3/16/11	0.15	0.00	0.15
Team Total									0.15

179



Troy

Sun Belt Conference

▼13

Event	Scrd As	Athlete	Yr	Scored Mark	Date	Pl. Pts.	Bonus	TOTAL
Scored bests come from CURRENT season								
► JAV	45	Elizabeth CLOUGH	SO	46.87m	153-9	3/15/12	0.125	0.00
Team Total								0.13

180



Saint Louis

Atlantic 10 Conference

▲5

Event	Scrd As	Athlete	Yr	Scored Mark	Date	Pl. Pts.	Bonus	TOTAL
Scored bests come from CURRENT season								
10k	46	Hilary ORF	JR	33:57.70	4/6/12	0.1	0.00	0.10
Team Total								0.10

181



VCU

Colonial Athletic Association

▼13

Event	Scrd As	Athlete	Yr	Scored Mark	Date	Pl. Pts.	Bonus	TOTAL
Scored bests come from PRE-SEASON DATA								
4x100	46			45.27	5/6/11	0.1	0.00	0.10
Team Total								0.10

182



Texas A&M-Corpus Chr

Southland Conference

▼13

Event	Scrd As	Athlete	Yr	Scored Mark		Date	Pl. Pts.	Bonus	TOTAL
Scored bests come from CURRENT season									
► TJ	47	Ernestine CRAY	SO	12.65mw	41-6	3/28/12	0.075	0.00	0.08
Team Total									0.08

183



Tulsa

Conference USA

▼16

Event	Scrd As	Athlete	Yr	Scored Mark	Date	Pl. Pts.	Bonus	TOTAL
Scored bests come from PRE-SEASON DATA								
4x400	47			3:39.33	4/27/11	0.075	0.00	0.08
Team Total								0.08

184



Charlotte

Atlantic 10 Conference

▼24

Event	Scrd As	Athlete	Yr	Scored Mark	Date	Pl. Pts.	Bonus	TOTAL
Scored bests come from CURRENT season								
H400	48	LeAnna MORRISON	FR	59.06	3/15/12	0.05	0.00	0.05
Team Total								0.05

"Scrd As", short for "Scored As", Standing used for place points portion of performance's score combining preseason data (when applied) to current season data

Numbers in BLACK are both the performance's actual NCAA rank AND "scored as" rank Numbers in RED indicate actual NCAA rank does not exist or is worse than "scored as" rank Numbers in BLUE indicate actual NCAA rank is better than "scored as" rank

USTFCCCA Non-Member

Non-Member Schools Will NOT be ranked, beginning Week 2



2012 Outdoor Track & Field, Week #2

Only those who score >0.01 pts are shown
 D denotes multiple-event rule in affect

WOMEN

184



McNeese State

▼15

Southland Conference

Event	Scrd As	Athlete	Yr	Scored Mark	Date	Pl. Pts.	Bonus	TOTAL
-------	---------	---------	----	-------------	------	----------	-------	-------

Scored bests come from CURRENT season

► DISC	48	Ashlee SMITH	JR	50.68m	166-3	3/28/12	0.05	0.00	0.05
--------	----	--------------	----	--------	-------	---------	------	------	------

Team Total 0.05

186



UAB

▼39

Conference USA

Event	Scrd As	Athlete	Yr	Scored Mark	Date	Pl. Pts.	Bonus	TOTAL
-------	---------	---------	----	-------------	------	----------	-------	-------

Scored bests come from PRE-SEASON DATA

► 5000m	50	Rhiannon JOHNS	SR	16:13.32	4/14/11	0.01	0.04	0.05
---------	----	----------------	----	----------	---------	------	------	------

Team Total 0.05

187



Dayton

▼14

Atlantic 10 Conference

Event	Scrd As	Athlete	Yr	Scored Mark	Date	Pl. Pts.	Bonus	TOTAL
-------	---------	---------	----	-------------	------	----------	-------	-------

Scored bests come from PRE-SEASON DATA

► PV	49	Courtney SIEBENALLER	SR	4.00m	13-1½	4/29/11	0.025	0.00	0.03
------	----	----------------------	----	-------	-------	---------	-------	------	------

Team Total 0.03

"Scrd As", short for "Scored As", Standing used for place points portion of performance's score combining preseason data (when applied) to current season data

Numbers in BLACK are both the performance's actual NCAA rank AND "scored as" rank Numbers in RED indicate actual NCAA rank does not exist or is worse than "scored as" rank Numbers in BLUE indicate actual NCAA rank is better than "scored as" rank

USTFCCCA Non-Member

Non-Member Schools Will NOT be ranked, beginning Week 2