



2013 Indoor Track & Field, Week #7

Only those who score >0.01 pts are shown
D denotes multiple-event rule in affect

MEN



Arkansas

Southeastern Conference

unch

Event	Scrd As	Athlete	Yr	Scored Mark	Date	Pl. Pts.	Bonus	TOTAL
Scored bests come from CURRENT season								
▶ 200m	4	Akheem GAUNTLETT	SR	20.73	3/1/13	14	1.61	15.61
▶ 200m	6	Marek NIIT	SR	20.76	3/1/13	10	1.39	11.39
▶ 400m	12	Anton KOKORIN	SR	46.31	2/22/13	4	0.44	4.44
▶ 800m	1	Leoman MOMOH	SR	1:46.07	3/1/13	20	3.89	23.89
▶ 800m	3	Tomas SQUELLA	FR	1:46.76	3/1/13	16	2.66	18.66
▶ 800m	8	Patrick RONO	SO	1:47.66	2/8/13	8	1.09	9.09
▶ 800m	14	Anthony LIEGHIO	SR	1:48.56	2/8/13	2	0.16	2.16
▶ 3000m	15	Kemoy CAMPBELL	JR	7:53.61 OT	2/8/13	1.5	0.38	1.88
▶ 5000m	12	Stanley KEBENEI	JR	13:42.15 OT	2/8/13	4	0.91	4.91
▶ H60m	3	Caleb CROSS	SR	7.65	2/8/13	16	2.00	18.00
▶ 4x400	3	Gauntlett, Kokorin, Southard, Braddy		3:06.26	1/25/13	16	1.98	17.98
▶ DMR	8	Rono, Southard, Lieghio, Campbell		9:30.22 OT	3/1/13	6	1.45	7.45
▶ HJ	13	Anthony MAY	JR	2.23m 7-3½	2/8/13	3	0.00	3.00
▶ PV	2	Andrew IRWIN	SO	5.60m 18-4½	2/22/13	18	3.31	21.31
▶ LJ	3	Raymond HIGGS	JR	7.95m 26-1	1/11/13	16	2.45	18.45
▶ LJ	7	Jarrion LAWSON	FR	7.84m 25-8½	2/1/13	9	0.72	9.72
▶ TJ	1	Tarik BATCHELOR	SR	16.53m 54-2½	2/22/13	20	4.47	24.47
▶ TJ	11	Anthony MAY	JR	16.02m 52-6½	2/22/13	5	0.51	5.51
▶ HEPT	2	Kevin LAZAS	JR	6,042	1/25/13	18	5.49	23.49
Team Total							241.43	



Florida

Southeastern Conference

unch

Event	Scrd As	Athlete	Yr	Scored Mark	Date	Pl. Pts.	Bonus	TOTAL
Scored bests come from CURRENT season								
▶ 200m	3	Dedric DUKES	SO	20.70	2/22/13	16	1.84	17.84
▶ 400m	2	Hugh GRAHAM, JR.	SO	45.67	2/22/13	18	2.65	20.65
▶ 400m	16	Najee GLASS	FR	46.51 OT	3/1/13	1.25	0.10	1.35
▶ 800m	10	Sean OBINWA	JR	1:47.90 OT	3/1/13	6	0.73	6.73
▶ H60m	1	Eddie LOVETT	JR	7.54	2/22/13	20	4.22	24.22
▶ 4x400	2	Glass, Graham, Jr, Seymore, Dukes		3:04.31	2/22/13	18	3.41	21.41
▶ LJ	1	Marquis DENDY	SO	8.25m 27-1	2/22/13	20	7.91	27.91
▶ TJ	2	Omar CRADDOCK	SR	16.49m 54-1½	2/22/13	18	4.14	22.14
▶ TJ	4	Marquis DENDY	SO	16.25m 53-3¾	2/22/13	14	2.12	16.12
▶ WT	8	David TRIASSI	SR	21.59m 70-10	2/22/13	8	0.46	8.46
▶ WT	9	Jeremy POSTIN	SR	21.48m 70-5¾	2/22/13	7	0.23	7.23
Team Total							174.04	



Texas A&M

Southeastern Conference

unch

Event	Scrd As	Athlete	Yr	Scored Mark	Date	Pl. Pts.	Bonus	TOTAL
Scored bests come from CURRENT season								
▶ 60m	8	Prezel HARDY, JR.	JR	6.64	1/12/13	8	0.95	8.95
▶ 200m	5	Ameer WEBB	SR	20.75	2/22/13	12	1.46	13.46
▶ 200m	8	Prezel HARDY, JR.	JR	20.78	1/12/13	8	1.24	9.24
▶ 200m	13	Michael BRYAN	JR	20.87	2/22/13	3	0.58	3.58
▶ 400m	1	Deon LENDORE	SO	45.15	2/22/13	20	4.52	24.52
▶ 400m	14	Ricky BABINEAUX	SR	46.37	2/22/13	2	0.34	2.34
▶ 3000m	2	Henry LELEI	SR	7:47.91 OT	3/1/13	18	2.18	20.18
▶ H60m	3	Wayne DAVIS II	JR	7.65	2/22/13	16	2.00	18.00
▶ 4x400	1	Babineaux, Bailey, Jr., Roudette, Lendore		3:04.18	2/22/13	20	3.51	23.51
Team Total							123.78	

"Scrd As", short for "Scored As", Standing used for place points portion of performance's score combining preseason data (when applied) to current season data

Numbers in BLACK are both the performance's actual NCAA rank AND "scored as" rank Numbers in RED indicate actual NCAA rank does not exist or is worse than "scored as" rank Numbers in BLUE indicate actual NCAA rank is better than "scored as" rank

USTFCCCA Non-Member

Non-Member Schools Will NOT be ranked, beginning Week 2



2013 Indoor Track & Field, Week #7

Only those who score >0.01 pts are shown
D denotes multiple-event rule in affect

MEN

4

Wisconsin
Big Ten Conference

unch

Event	Scrd As	Athlete	Yr	Scored Mark	Date	Pl. Pts.	Bonus	TOTAL
Scored bests come from CURRENT season								
▶ Mile	8	Austin MUDD	SO	3:58.59 OT	3/1/13	8	0.77	8.77
▶ 3000m	8	Maverick DARLING	SR	7:50.97 OT	2/22/13	8	1.21	9.21
▶ 5000m	6	Maverick DARLING	SR	13:38.71 OT	2/8/13	10	1.48	11.48
▶ 5000m	9	Mohammed AHMED	JR	13:40.43 OT	2/8/13	7	1.20	8.20
▶ 5000m	10	Elliot KRAUSE	SR	13:41.67 OT	3/1/13	6	0.99	6.99
▶ LJ	6	Japheth CATO	JR	7.85m 25-9%	2/22/13	10	0.81	10.81
▶ SP	9	Danny BLOCK	JR	19.40m 63-7%	2/22/13	7	0.02	7.02
▶ HEPT	1	Japheth CATO	JR	6,090	2/22/13	20	6.43	26.43
▶ HEPT	5	Zach ZIEMEKE	SO	5,846	2/22/13	12	1.65	13.65
Team Total							102.55	

5

Oregon
Mountain Pacific Sports Federation

unch

Event	Scrd As	Athlete	Yr	Scored Mark	Date	Pl. Pts.	Bonus	TOTAL
Scored bests come from CURRENT season								
▶ 400m	5	Mike BERRY	JR	46.03 OT	3/1/13	12	1.38	13.38
▶ 800m	2	Elijah GREER	JR	1:46.73 OT	2/22/13	18	2.72	20.72
▶ 800m	5	Boru GUYOTA	JR	1:47.42 OT	2/22/13	12	1.51	13.51
▶ Mile	9	Brett JOHNSON	JR	3:58.62 OT	2/8/13	7	0.76	7.76
▶ Mile	12	Mac FLEET	JR	3:58.90 OT	3/1/13	4	0.67	4.67
▶ Mile	13	Matt MINER	SR	3:59.01 OT	2/22/13	3	0.63	3.63
▶ 5000m	7	Jeremy ELKAIM	SO	13:39.35 OT	2/8/13	9	1.37	10.37
▶ H60m	14	Johnathan CABRAL	SO	7.75	1/25/13	2	0.27	2.27
▶ HEPT	8	Dakotah KEYS	JR	5,753	2/22/13	8	0.57	8.57
Team Total							84.87	

6

Florida State
Atlantic Coast Conference

▲ 8

Event	Scrd As	Athlete	Yr	Scored Mark	Date	Pl. Pts.	Bonus	TOTAL
Scored bests come from CURRENT season								
▶ 60m	1	Marvin BRACY	FR	6.54	2/8/13	20	3.02	23.02
▶ 60m	2	Dentarius LOCKE	JR	6.56	2/8/13	18	2.60	20.60
▶ 4x400	4	Russell, Harris, Locke, Newbold		3:06.55 OT	3/1/13	14	1.77	15.77
▶ HJ	6	James HARRIS	JR	2.26m 7-5	3/1/13	10	0.83	10.83
▶ LJ	14	Stefan BRITS	SO	7.72m 25-4	2/8/13	2	0.00	2.00
▶ TJ	16	Phillip YOUNG	JR	15.89m 52-1%	2/8/13	1.25	0.00	1.25
Team Total							73.47	

7

Nebraska
Big Ten Conference

▼ 1

Event	Scrd As	Athlete	Yr	Scored Mark	Date	Pl. Pts.	Bonus	TOTAL
Scored bests come from CURRENT season								
▶ H60m	11	Dapo AKINMOLADUN	FR	7.74	3/2/13	5	0.36	5.36
▶ 4x400	5	Hall, McKenzie, Sandefer, Leitis		3:06.67 OT	2/22/13	12	1.69	13.69
▶ HJ	4	James WHITE	JR	2.27m 7-5%	1/11/13	14	1.30	15.30
▶ LJ	4	Patrick RAEDLER	JR	7.87m 25-10	2/22/13	14	0.99	14.99
▶ LJ	10	Janis LEITIS	SR	7.77m 25-6	1/25/13	6	0.08	6.08
▶ TJ	7	Janis LEITIS	SR	16.12m 52-10%	2/1/13	9	1.03	10.03
Team Total							65.45	

8

Virginia Tech
Atlantic Coast Conference

▲ 4

Event	Scrd As	Athlete	Yr	Scored Mark	Date	Pl. Pts.	Bonus	TOTAL
Scored bests come from CURRENT season								
▶ 60m	12	Darrell WESH	JR	6.65	2/21/13	4	0.74	4.74
▶ 3000m	13	William MULHERIN	SR	7:52.54 OT	3/1/13	3	0.71	3.71
▶ DMR	10	Hagen, Artis-Gray, Degfae, Hammond		9:30.83 OT	3/1/13	4	1.28	5.28
▶ HJ	11	Ronnie BLACK	SR	2.24m 7-4%	1/25/13	5	0.10	5.10
▶ LJ	4	Jeff ARTIS-GRAY	SR	7.87m 25-10	2/21/13	14	0.99	14.99
▶ WT	1	Alexander ZIEGLER	SR	23.69m 77-8%	2/21/13	20	8.46	28.46
▶ WT	13	Tomas KRZULIAK	FR	21.15m 69-4%	2/21/13	3	0.00	3.00
Team Total							65.29	

"Scrd As", short for "Scored As", Standing used for place points portion of performance's score combining preseason data (when applied) to current season data

Numbers in BLACK are both the performance's actual NCAA rank AND "scored as" rank Numbers in RED indicate actual NCAA rank does not exist or is worse than "scored as" rank Numbers in BLUE indicate actual NCAA rank is better than "scored as" rank

USTFCCCA Non-Member

Non-Member Schools Will NOT be ranked, beginning Week 2



2013 Indoor Track & Field, Week #7

Only those who score >0.01 pts are shown
D denotes multiple-event rule in affect

MEN

9

Oklahoma State

Big 12 Conference

▲ **2**

Event	Scrd As	Athlete	Yr	Scored Mark	Date	Pl. Pts.	Bonus	TOTAL
Scored bests come from CURRENT season								
▶ Mile	6	Raul BOTEZAN	SR	3:57.79 OT	2/8/13	10	1.02	11.02
▶ 3000m	7	Kirubel ERASSA	JR	7:50.92 OT	2/8/13	9	1.22	10.22
▶ 3000m	11	Thomas FARRELL	SR	7:51.77 OT	2/8/13	5	0.96	5.96
▶ 5000m	3	Shadrack KIPCHIRCHIR	SR	13:38.57 OT	2/8/13	16	1.50	17.50
▶ 5000m	16	Girma MECHESSO	SR	13:45.61	3/1/13	1.25	0.35	1.60
▶ DMR	4	Erassa, Payton, Botezan, Farrell		9:28.38 OT	3/1/13	14	1.94	15.94
▶ WT	15	Nick MILLER	SO	20.97m 68-9%	2/1/13	1.5	0.00	1.50
Team Total								63.74

10

Penn State

Big Ten Conference

unch

Event	Scrd As	Athlete	Yr	Scored Mark	Date	Pl. Pts.	Bonus	TOTAL
Scored bests come from CURRENT season								
▶ 800m	4	Casimir LOXSOM	SR	1:46.98	1/12/13	14	2.28	16.28
▶ Mile	4	Robby CREESE	SO	3:57.11 OT	2/8/13	14	1.29	15.29
▶ DMR	1	Kidder, Bennett-Green, Watkins, Creese		9:26.60 OT	3/1/13	20	2.43	22.43
▶ WT	10	Will BARR	JR	21.29m 69-10%	3/2/13	6	0.00	6.00
Team Total								60.00

11

Texas Tech

Big 12 Conference

▼ **3**

Event	Scrd As	Athlete	Yr	Scored Mark	Date	Pl. Pts.	Bonus	TOTAL
Scored bests come from CURRENT season								
▶ 3000m	4	Kennedy KITHUKA	SR	7:50.26 OT	2/1/13	14	1.43	15.43
▶ 5000m	1	Kennedy KITHUKA	SR	13:26.65	2/8/13	20	3.50	23.50
▶ TJ	3	Bryce LAMB	SR	16.26m 53-4%	2/8/13	16	2.20	18.20
▶ SP	16	Kole WELDON	SO	18.94m 62-1%	2/22/13	1.25	0.00	1.25
Team Total								58.39

12

Arizona

Mountain Pacific Sports Federation

▲ **3**

Event	Scrd As	Athlete	Yr	Scored Mark	Date	Pl. Pts.	Bonus	TOTAL
Scored bests come from CURRENT season								
▶ Mile	2	Lawi LALANG	JR	3:54.56	2/16/13	18	2.96	20.96
▶ 3000m	1	Lawi LALANG	JR	7:42.79	1/25/13	20	3.83	23.83
▶ HJ	6	Edgar RIVERA-MORALES	SR	2.26m 7-5	1/25/13	10	0.83	10.83
Team Total								55.62

13

Minnesota

Big Ten Conference

▲ **5**

Event	Scrd As	Athlete	Yr	Scored Mark	Date	Pl. Pts.	Bonus	TOTAL
Scored bests come from CURRENT season								
▶ 800m	11	Harun ABDA	SR	1:48.14cf 1:49.68	2/15/13	5	0.52	5.52
▶ Mile	14	John SIMONS	JR	3:59.32 OT	3/1/13	2	0.53	2.53
▶ 4x400	6	Capek, Boy, Deng, Abda		3:07.19 OT	2/22/13	10	1.31	11.31
▶ DMR	5	Burkstrand, Boy, Abda, Hutton		9:29.22 OT	3/1/13	12	1.72	13.72
▶ WT	6	Micah HEGERLE	SR	21.84m 71-8	2/15/13	10	0.99	10.99
▶ WT	7	Jon LEHMAN	JR	21.79m 71-6	2/22/13	9	0.89	9.89
Team Total								53.96

14

Clemson

Atlantic Coast Conference

▲ **3**

Event	Scrd As	Athlete	Yr	Scored Mark	Date	Pl. Pts.	Bonus	TOTAL
Scored bests come from CURRENT season								
▶ 60m	8	Tevin HESTER	FR	6.64	2/21/13	8	0.95	8.95
▶ 400m	10	Brunson MILLER	JR	46.23 OT	3/1/13	6	0.69	6.69
▶ H60m	2	Spencer ADAMS	SR	7.59	2/1/13	18	3.20	21.20
▶ H60m	11	Marcus MAXEY	SR	7.74	2/21/13	5	0.36	5.36
▶ HJ	6	Torian WARE	SO	2.26m 7-5	1/11/13	10	0.83	10.83
Team Total								53.03

"Scrd As", short for "Scored As", Standing used for place points portion of performance's score combining preseason data (when applied) to current season data
 Numbers in BLACK are both the performance's actual NCAA rank AND "scored as" rank Numbers in RED indicate actual NCAA rank does not exist or is worse than "scored as" rank Numbers in BLUE indicate actual NCAA rank is better than "scored as" rank
USTFCCCA Non-Member Non-Member Schools Will NOT be ranked, beginning Week 2



2013 Indoor Track & Field, Week #7

Only those who score >0.01 pts are shown
D denotes multiple-event rule in affect

MEN

15 **LSU** ▼ **2**
Southeastern Conference

Event	Scrd As	Athlete	Yr	Scored Mark	Date	Pl. Pts.	Bonus	TOTAL
Scored bests come from CURRENT season								
▶ 200m	1	Aaron ERNEST	SO	20.53	2/22/13	20	3.11	23.11
▶ 4x400	9	Downing, Williams, Grayson, Bush		3:07.41 OT	3/1/13	5	1.15	6.15
▶ LJ	2	Damar FORBES	SR	8.07m	26-5½	2/22/13	18	4.63 22.63
Team Total								51.90

16 **Arizona State** unch
Mountain Pacific Sports Federation

Event	Scrd As	Athlete	Yr	Scored Mark	Date	Pl. Pts.	Bonus	TOTAL
Scored bests come from CURRENT season								
▶ 3000m	12	Nick HAPPE	JR	7:52.18 OT	2/8/13	4	0.83	4.83
▶ HJ	15	Bryan MCBRIDE	JR	2.22m	7-3¼	2/8/13	1.5	0.00 1.50
▶ PV	10	Derick HINCH	JR	5.50m	18-½	2/1/13	6	0.46 6.46
▶ TJ	6	Chris BENARD	SR	16.14m	52-11½	2/22/13	10	1.19 11.19
▶ SP	1	Jordan CLARKE	SR	20.59m	67-6¾	1/12/13	20	6.72 26.72
Team Total								50.70

17 **Texas** ▼ **8**
Big 12 Conference

Event	Scrd As	Athlete	Yr	Scored Mark	Date	Pl. Pts.	Bonus	TOTAL
Scored bests come from CURRENT season								
▶ Mile	10	Joseph STILIN	SR	3:58.66	1/25/13	6	0.74	6.74
▶ H60m	5	Keiron STEWART	SR	7.66	2/8/13	12	1.81	13.81
▶ SP	7	Hayden BAILLIO	SR	19.63m	64-5	2/22/13	9	0.83 9.83
▶ HEPT	4	Johannes HOCK	FR	5,858	2/22/13	14	1.88	15.88
Team Total								46.26

18 **NC State** ▲ **1**
Atlantic Coast Conference

Event	Scrd As	Athlete	Yr	Scored Mark	Date	Pl. Pts.	Bonus	TOTAL
Scored bests come from CURRENT season								
▶ Mile	3	Ryan HILL	SR	3:54.89	2/16/13	16	2.74	18.74
▶ 3000m	3	Ryan HILL	SR	7:49.20 OT	2/8/13	16	1.77	17.77
▶ HJ	11	Kris KORNEGAY-GOBER	SR	2.24m	7-4¼	1/25/13	5	0.10 5.10
Team Total								41.60

19 **Indiana** ▼ **12**
Big Ten Conference

Event	Scrd As	Athlete	Yr	Scored Mark	Date	Pl. Pts.	Bonus	TOTAL
Scored bests come from CURRENT season								
▶ 3000m	9	Zachary MAYHEW	SR	7:51.61	2/8/13	7	1.01	8.01
▶ 3000m	10	Andrew BAYER	SR	7:51.75	2/8/13	6	0.96	6.96
▶ DMR	11	Hunter, Pierre Louis, Roller, Bayer		9:31.11 OT	3/1/13	2	1.21	3.21
▶ HJ	2	Derek DROUIN	SR	2.32m	7-7¼	2/8/13	18	4.96 22.96
Team Total								41.13

20 **Tulsa** ▲ **2**
Conference USA

Event	Scrd As	Athlete	Yr	Scored Mark	Date	Pl. Pts.	Bonus	TOTAL
Scored bests come from CURRENT season								
▶ 60m	4	Bryce ROBINSON	FR	6.61	2/1/13	14	1.56	15.56
▶ Mile	1	Chris O'HARE	SR	3:52.98	2/16/13	20	4.00	24.00
Team Total								39.57

21 **Stanford** ▲ **8**
Mountain Pacific Sports Federation

Event	Scrd As	Athlete	Yr	Scored Mark	Date	Pl. Pts.	Bonus	TOTAL
Scored bests come from CURRENT season								
▶ Mile	5	Michael ATCHOO	JR	3:57.14 OT	2/22/13	12	1.27	13.27
▶ Mile	11	Tyler STUTZMAN	SR	3:58.85 OT	2/22/13	5	0.68	5.68
▶ DMR	3	Stutzman, Chase, Lefebure, Atchoo		9:28.25 OT	3/1/13	16	1.98	17.98
▶ HJ	15	Jules SHARPE	SR	2.22m	7-3¼	2/8/13	1.5	0.00 1.50
Team Total								38.43


"Scrd As", short for "Scored As", Standing used for place points portion of performance's score combining preseason data (when applied) to current season data
 Numbers in BLACK are both the performance's actual NCAA rank AND "scored as" rank Numbers in RED indicate actual NCAA rank does not exist or is worse than "scored as" rank Numbers in BLUE indicate actual NCAA rank is better than "scored as" rank
USTFCCCA Non-Member Non-Member Schools Will NOT be ranked, beginning Week 2




2013 Indoor Track & Field, Week #7

Only those who score >0.01 pts are shown
D denotes multiple-event rule in affect


MEN

22  **UT Arlington** ▲ 4
Western Athletic Conference


Event	Scrd As	Athlete	Yr	Scored Mark	Date	Pl. Pts.	Bonus	TOTAL
Scored bests come from CURRENT season								
▶ 60m	7	Clayton VAUGHN	JR	6.63	2/8/13	9	1.15	10.15
▶ SP	4	Bozidar ANTUNOVIC	JR	20.02m	65-8%	2/21/13	14	2.77 16.77
▶ HEPT	6	Romain MARTIN	SR	5,756	1/24/13	10	0.60	10.60
Team Total								37.53

23  **Mississippi** unch
Southeastern Conference


Event	Scrd As	Athlete	Yr	Scored Mark	Date	Pl. Pts.	Bonus	TOTAL
Scored bests come from CURRENT season								
▶ HJ	3	Ricky ROBERTSON	SR	2.29m	7-6	1/25/13	16	2.77 18.77
▶ PV	8	Sam KENDRICKS	SO	5.53m	18-1%	1/10/13	8	1.01 9.01
▶ TJ	8	Ricky ROBERTSON	SR	16.06m	52-8%	1/19/13	8	0.68 8.68
Team Total								36.46

24  **Auburn** ▲ 1
Southeastern Conference


Event	Scrd As	Athlete	Yr	Scored Mark	Date	Pl. Pts.	Bonus	TOTAL
Scored bests come from CURRENT season								
▶ 60m	4	Marcus ROWLAND	SR	6.61	2/22/13	14	1.56	15.56
▶ 60m	8	Harry ADAMS	SR	6.64	1/19/13	8	0.95	8.95
▶ SP	6	Stephen SAENZ	JR	19.70m	64-7%	2/22/13	10	1.07 11.07
Team Total								35.58

25  **Kansas State** ▲ 7
Big 12 Conference


Event	Scrd As	Athlete	Yr	Scored Mark	Date	Pl. Pts.	Bonus	TOTAL
Scored bests come from CURRENT season								
▶ 200m	13	Carlos RODRIGUEZ	SO	20.87cf	21.24	1/19/13	3	0.58 3.58
▶ HJ	1	Erik KYNARD	SR	2.33m	7-7%	2/16/13	20	5.69 25.69
▶ PV	11	Kyle WAIT	JR	5.45m	17-10%	3/1/13	5	0.00 5.00
▶ HEPT	16	Devin DICK	SR	5,603	2/22/13	1.25	0.00	1.25
Team Total								35.52

26  **Michigan State** ▲ 1
Big Ten Conference


Event	Scrd As	Athlete	Yr	Scored Mark	Date	Pl. Pts.	Bonus	TOTAL
Scored bests come from CURRENT season								
▶ WT	3	Lonnie PUGH	SR	22.21m	72-10%	2/22/13	16	2.24 18.24
▶ WT	4	Antonio JAMES	SO	22.14m	72-7%	2/22/13	14	1.95 15.95
Team Total								34.19

27  **Baylor** ▼ 7
Big 12 Conference

Event	Scrd As	Athlete	Yr	Scored Mark	Date	Pl. Pts.	Bonus	TOTAL
Scored bests come from CURRENT season								
▶ 200m	7	Blake HERIOT	JR	20.77 OT	2/22/13	9	1.32	10.32
▶ 200m	9	Everett WALKER	SR	20.81	1/25/13	7	1.02	8.02
▶ 4x400	12	Duke, Seale, Allen, Gary		3:07.85 OT	3/1/13	1	0.84	1.84
▶ TJ	5	Felix OBI	FR	16.18m	53-1	2/22/13	12	1.53 13.53
Team Total								33.71

28  **Indiana State** ▲ 3
Missouri Valley Conference

Event	Scrd As	Athlete	Yr	Scored Mark	Date	Pl. Pts.	Bonus	TOTAL
Scored bests come from CURRENT season								
▶ H60m	6	Greggmar SWIFT	JR	7.67	2/23/13	10	1.61	11.61
▶ WT	2	Brandon POUNDS	SR	22.55m	73-11%	2/1/13	18	3.67 21.67
Team Total								33.28

29  **Northern Arizona** ▼ 5
Big Sky Conference

Event	Scrd As	Athlete	Yr	Scored Mark	Date	Pl. Pts.	Bonus	TOTAL
Scored bests come from CURRENT season								
▶ 3000m	5	Diego ESTRADA	SR	7:50.44 OT	2/8/13	12	1.37	13.37
▶ 5000m	2	Diego ESTRADA	SR	13:37.01cA OT4:15.15	2/14/13	18	1.76	19.76
Team Total								33.13

"Scrd As", short for "Scored As", Standing used for place points portion of performance's score combining preseason data (when applied) to current season data

Numbers in BLACK are both the performance's actual NCAA rank AND "scored as" rank Numbers in RED indicate actual NCAA rank does not exist or is worse than "scored as" rank Numbers in BLUE indicate actual NCAA rank is better than "scored as" rank


USTFCCCA Non-Member Non-Member Schools Will NOT be ranked, beginning Week 2




2013 Indoor Track & Field, Week #7

Only those who score >0.01 pts are shown
D denotes multiple-event rule in affect


MEN

30  **Georgia** ▲ 3
Southeastern Conference


Event	Scrd As	Athlete	Yr	Scored Mark	Date	Pl. Pts.	Bonus	TOTAL	
Scored bests come from CURRENT season									
▶ SP	13	Nick VENA	SO	19.15m	62-10	2/8/13	3	0.00	3.00
▶ SP	14	Caleb WHITENER	JR	19.13m	62-9½	2/22/13	2	0.00	2.00
▶ HEPT	3	Garrett SCANTLING	SO	5,889		2/22/13	16	2.49	18.49
▶ HEPT	7	Maicel UIBO	FR	5,755		1/25/13	9	0.59	9.59
Team Total								33.08	

33  **Akron** ▲ 12
Mid-American Conference


Event	Scrd As	Athlete	Yr	Scored Mark	Date	Pl. Pts.	Bonus	TOTAL	
Scored bests come from CURRENT season									
▶ 800m	12	Gabriel GENOVESI	JR	1:48.31 OT		3/1/13	4	0.37	4.37
▶ PV	2	Shawn BARBER	FR	5.60m	18-4½	1/11/13	18	3.31	21.31
▶ PV	16	Joseph WESLEY	SR	5.42m	17-9½	2/15/13	1.25	0.00	1.25
▶ HEPT	15	Alex MCCUNE	SO	5,607		2/22/13	1.5	0.00	1.50
Team Total								28.44	

31  **Illinois** ▲ 6
Big Ten Conference


Event	Scrd As	Athlete	Yr	Scored Mark	Date	Pl. Pts.	Bonus	TOTAL	
Scored bests come from CURRENT season									
▶ 400m	7	Stephon PAMILTON	JR	46.07 OT		2/22/13	9	1.24	10.24
▶ H60m	11	Vanier JOSEPH	JR	7.74		2/22/13	5	0.36	5.36
▶ 4x400	11	Zahn, Green, Taylor, Pamilton		3:07.84 OT		3/1/13	2	0.85	2.85
▶ DMR	6	Engnell, Pamilton, Lynn, Morris		9:29.40 OT		3/1/13	10	1.67	11.67
Team Total								30.12	

34  **Purdue** ▲ 5
Big Ten Conference


Event	Scrd As	Athlete	Yr	Scored Mark	Date	Pl. Pts.	Bonus	TOTAL	
Scored bests come from CURRENT season									
▶ HJ	6	Geoff DAVIS	SR	2.26m	7-5	2/16/13	10	0.83	10.83
▶ SP	12	Jakob ENGEL	SR	19.16m	62-10½	3/2/13	4	0.00	4.00
▶ WT	5	Chukwuebuka ENEKWECHI	FR	21.90m	71-10½	2/22/13	12	1.12	13.12
Team Total								27.95	

32  **Cornell** ▲ 3
Ivy League

Event	Scrd As	Athlete	Yr	Scored Mark	Date	Pl. Pts.	Bonus	TOTAL	
Scored bests come from CURRENT season									
▶ HJ	4	Montez BLAIR	JR	2.27m	7-5½	1/19/13	14	1.30	15.30
▶ SP	5	Stephen MOZIA	SO	19.89m	65-3½	1/19/13	12	1.87	13.87
Team Total								29.18	

35  **Pittsburgh** ▼ 1
BIG EAST Conference

Event	Scrd As	Athlete	Yr	Scored Mark	Date	Pl. Pts.	Bonus	TOTAL	
Scored bests come from CURRENT season									
▶ 400m	4	Brycen SPRATLING	JR	45.92 OT		3/1/13	14	1.77	15.77
▶ 400m	12	Carvin NKANATA	JR	46.31 OT		2/8/13	4	0.44	4.44
▶ 4x400	8	Murray, Spratling, Philogene, Nkanata		3:07.32 OT		2/16/13	6	1.22	7.22
Team Total								27.43	

36  **George Mason** unch
Colonial Athletic Association

Event	Scrd As	Athlete	Yr	Scored Mark	Date	Pl. Pts.	Bonus	TOTAL	
Scored bests come from CURRENT season									
▶ 400m	3	David VERBURG	SR	45.83 OT		2/8/13	16	2.08	18.08
▶ 4x400	7	Empty, Vaughn, Coburn, Verburg		3:07.29 OT		2/8/13	8	1.24	9.24
Team Total								27.32	

"Scrd As", short for "Scored As", Standing used for place points portion of performance's score combining preseason data (when applied) to current season data

Numbers in BLACK are both the performance's actual NCAA rank AND "scored as" rank Numbers in RED indicate actual NCAA rank does not exist or is worse than "scored as" rank Numbers in BLUE indicate actual NCAA rank is better than "scored as" rank


USTFCCCA Non-Member Non-Member Schools Will NOT be ranked, beginning Week 2




2013 Indoor Track & Field, Week #7

Only those who score >0.01 pts are shown
D denotes multiple-event rule in affect


MEN

37  **Oklahoma** ▼ **16**
 Big 12 Conference


Event	Scrd As	Athlete	Yr	Scored Mark	Date	Pl. Pts.	Bonus	TOTAL
Scored bests come from CURRENT season								
▶ 5000m	3	Kevin WILLIAMS	SR	13:38.57 OT	2/8/13	16	1.50	17.50
▶ DMR	7	Legesse, Wood, Wankel, Casey		9:29.44 OT	3/1/13	8	1.66	9.66
Team Total								27.16

38  **UCLA** ▼ **10**
 Mountain Pacific Sports Federation


Event	Scrd As	Athlete	Yr	Scored Mark	Date	Pl. Pts.	Bonus	TOTAL
Scored bests come from CURRENT season								
▶ PV	2	Michael WOEPSE	SO	5.60m 18-4%	2/8/13	18	3.31	21.31
▶ HEPT	12	Marcus NILSSON	SO	5,670	2/22/13	4	0.00	4.00
Team Total								25.31

39  **Missouri** ▲ **4**
 Southeastern Conference


Event	Scrd As	Athlete	Yr	Scored Mark	Date	Pl. Pts.	Bonus	TOTAL
Scored bests come from CURRENT season								
▶ 60m	3	Markesh WOODSON	FR	6.60	2/22/13	16	1.77	17.77
▶ LJ	9	Malcolm PENNIX	SR	7.82m 25-8	2/22/13	7	0.54	7.54
Team Total								25.30

40  **Jackson State** ▲ **6**
 Southwestern Athletic Conference


Event	Scrd As	Athlete	Yr	Scored Mark	Date	Pl. Pts.	Bonus	TOTAL
Scored bests come from CURRENT season								
▶ 60m	12	Brent LEE	SR	6.65	2/8/13	4	0.74	4.74
▶ 200m	2	Anaso JOBODWANA	SO	20.65	1/10/13	18	2.21	20.21
Team Total								24.95

41  **Mississippi State** ▲ **7**
 Southeastern Conference


Event	Scrd As	Athlete	Yr	Scored Mark	Date	Pl. Pts.	Bonus	TOTAL
Scored bests come from CURRENT season								
▶ 60m	8	D'Angelo CHERRY	SR	6.64	1/12/13	8	0.95	8.95
▶ 800m	9	Brandon MCBRIDE	FR	1:47.74 OT	2/1/13	7	0.95	7.95
▶ HJ	13	Marcus JACKSON	JR	2.23m 7-3%	3/1/13	3	0.00	3.00
▶ TJ	12	Jason HARPER	JR	15.97m 52-4%	3/1/13	4	0.30	4.30
Team Total								24.20

42  **Oral Roberts** unch
 Southland Conference

Event	Scrd As	Athlete	Yr	Scored Mark	Date	Pl. Pts.	Bonus	TOTAL
Scored bests come from CURRENT season								
▶ PV	1	Jack WHITT	SR	5.61m 18-4%	2/22/13	20	3.68	23.68
Team Total								23.68

43  **Princeton** ▲ **33**
 Ivy League

Event	Scrd As	Athlete	Yr	Scored Mark	Date	Pl. Pts.	Bonus	TOTAL
Scored bests come from CURRENT season								
▶ DMR	2	Williams, Hollimon, Dinkins, Callahan		9:27.74 OT	3/1/13	18	2.12	20.12
▶ TJ	14	Damon MCLEAN	JR	15.93m 52-3%	2/23/13	2	0.13	2.13
Team Total								22.25

44  **BYU** unch
 Mountain Pacific Sports Federation

Event	Scrd As	Athlete	Yr	Scored Mark	Date	Pl. Pts.	Bonus	TOTAL
Scored bests come from CURRENT season								
▶ 800m	13	Ryan WAITE	SR	1:48.49 OT	2/8/13	3	0.22	3.22
▶ 5000m	11	Jared WARD	JR	13:41.97 OT	2/8/13	5	0.94	5.94
▶ 5000m	15	Tylor THATCHER	JR	13:45.43 OT	2/8/13	1.5	0.38	1.88
▶ PV	6	Victor WEIRICH	SR	5.54m 18-2	2/9/13	10	1.20	11.20
Team Total								22.24

"Scrd As", short for "Scored As", Standing used for place points portion of performance's score combining preseason data (when applied) to current season data

Numbers in BLACK are both the performance's actual NCAA rank AND "scored as" rank Numbers in RED indicate actual NCAA rank does not exist or is worse than "scored as" rank Numbers in BLUE indicate actual NCAA rank is better than "scored as" rank


USTFCCCA Non-Member Non-Member Schools Will NOT be ranked, beginning Week 2




2013 Indoor Track & Field, Week #7

Only those who score >0.01 pts are shown
D denotes multiple-event rule in affect


MEN

45  **Wyoming** ▲ 5
 Mountain West Conference


Event	Scrd As	Athlete	Yr	Scored Mark	Date	Pl. Pts.	Bonus	TOTAL
Scored bests come from CURRENT season								
▶ SP	2	Mason FINLEY	JR	20.06m 65-9%	1/24/13	18	3.05	21.05
Team Total								21.05

46  **Alabama** ▼ 6
 Southeastern Conference


Event	Scrd As	Athlete	Yr	Scored Mark	Date	Pl. Pts.	Bonus	TOTAL
Scored bests come from CURRENT season								
▶ 200m	9	Diondre BATSON	SO	20.81	2/22/13	7	1.02	8.02
▶ LJ	7	Kamal FULLER	JR	7.84m 25-8%	2/22/13	9	0.72	9.72
▶ TJ	14	Jonathan REID	JR	15.93m 52-3%	2/22/13	2	0.13	2.13
Team Total								19.87

47  **Notre Dame** ▲ 8
 BIG EAST Conference


Event	Scrd As	Athlete	Yr	Scored Mark	Date	Pl. Pts.	Bonus	TOTAL
Scored bests come from CURRENT season								
▶ 400m	6	Christopher GIESTING	SO	46.05 OT	3/1/13	10	1.31	11.31
▶ 400m	9	Patrick FEENEY	JR	46.12 OT	2/16/13	7	1.07	8.07
Team Total								19.38

48  **UTSA** ▲ 3
 Western Athletic Conference


Event	Scrd As	Athlete	Yr	Scored Mark	Date	Pl. Pts.	Bonus	TOTAL
Scored bests come from CURRENT season								
▶ SP	3	Richard GARRETT	SR	20.05m 65-9%	2/21/13	16	2.98	18.98
Team Total								18.98

49  **Michigan** ▼ 8
 Big Ten Conference


Event	Scrd As	Athlete	Yr	Scored Mark	Date	Pl. Pts.	Bonus	TOTAL
Scored bests come from CURRENT season								
▶ 5000m	13	Dan LOWRY	SR	13:42.48 OT	2/8/13	3	0.86	3.86
▶ 5000m	14	Bobby APRILL	SR	13:44.34 OT	2/8/13	2	0.55	2.55
▶ SP	10	Cody RIFFLE	SO	19.25m 63-2	1/26/13	6	0.00	6.00
▶ WT	11	Ethan DENNIS	JR	21.20m 69-6%	1/26/13	5	0.00	5.00
Team Total								17.41

50  **Colorado** ▲ 2
 Mountain Pacific Sports Federation

Event	Scrd As	Athlete	Yr	Scored Mark	Date	Pl. Pts.	Bonus	TOTAL
Scored bests come from CURRENT season								
▶ 60m	4	Joe MORRIS	SR	6.61cA 6.57	1/12/13	14	1.56	15.56
▶ 3000m	16	Aric VANHALEN	SR	7:53.74 OT	2/8/13	1.25	0.34	1.59
Team Total								17.15

51  **Iowa State** ▼ 13
 Big 12 Conference

Event	Scrd As	Athlete	Yr	Scored Mark	Date	Pl. Pts.	Bonus	TOTAL
Scored bests come from CURRENT season								
▶ 400m	11	Nick EFKAMP	SO	46.25 OT	2/22/13	5	0.62	5.62
▶ 800m	6	Edward KEMBOL	SO	1:47.43 OT	1/26/13	10	1.49	11.49
Team Total								17.11

52  **Houston** ▲ 6
 Conference USA

Event	Scrd As	Athlete	Yr	Scored Mark	Date	Pl. Pts.	Bonus	TOTAL
Scored bests come from CURRENT season								
▶ 60m	15	Leshon COLLINS	FR	6.67	1/18/13	1.5	0.37	1.87
▶ 400m	8	Errol NOLAN	SR	46.10 OT	3/2/13	8	1.14	9.14
▶ 4x400	10	Nolan, Hughey, Futch, Furlough		3:07.60	12/8/12	4	1.02	5.02
Team Total								16.03

"Scrd As", short for "Scored As", Standing used for place points portion of performance's score combining preseason data (when applied) to current season data

Numbers in BLACK are both the performance's actual NCAA rank AND "scored as" rank Numbers in RED indicate actual NCAA rank does not exist or is worse than "scored as" rank Numbers in BLUE indicate actual NCAA rank is better than "scored as" rank


USTFCCCA Non-Member Non-Member Schools Will NOT be ranked, beginning Week 2




2013 Indoor Track & Field, Week #7

Only those who score >0.01 pts are shown
D denotes multiple-event rule in affect


MEN

53  **UTEP** ▼ 4
Conference USA


Event	Scrd As	Athlete	Yr	Scored Mark	Date	Pl. Pts.	Bonus	TOTAL
Scored bests come from CURRENT season								
▶ 3000m	14	Anthony ROTICH	SO	7:53.43 OT	2/8/13	2	0.44	2.44
▶ 5000m	5	Anthony ROTICH	SO	13:38.58 OT	2/8/13	12	1.50	13.50
Team Total								15.94

57  **Air Force** ▼ 4
Mountain West Conference


Event	Scrd As	Athlete	Yr	Scored Mark	Date	Pl. Pts.	Bonus	TOTAL	
Scored bests come from CURRENT season									
▶ PV	6	Cale SIMMONS	SR	5.54m	18-2	2/9/13	10	1.20	11.20
▶ PV	15	Joey UHLE	SO	5.43m	17-9%	2/21/13	1.5	0.00	1.50
Team Total								12.70	

54  **New Mexico** ▲ 6
Mountain West Conference


Event	Scrd As	Athlete	Yr	Scored Mark	Date	Pl. Pts.	Bonus	TOTAL	
Scored bests come from CURRENT season									
▶ 5000m	8	Luke CALDWELL	JR	13:40.39 OT	2/8/13	8	1.20	9.20	
▶ LJ	16	Kendall SPENCER	JR	7.65m	25-1¼	3/1/13	1.25	0.00	1.25
▶ TJ	12	Floyd ROSS	SR	15.97m	52-4%	3/1/13	4	0.30	4.30
Team Total								14.75	

58  **California** ▼ 2
Mountain Pacific Sports Federation


Event	Scrd As	Athlete	Yr	Scored Mark	Date	Pl. Pts.	Bonus	TOTAL	
Scored bests come from CURRENT season									
▶ H60m	7	Ray STEWART	SR	7.68		2/22/13	9	1.41	10.41
Team Total								10.41	

55  **Tennessee** ▼ 1
Southeastern Conference


Event	Scrd As	Athlete	Yr	Scored Mark	Date	Pl. Pts.	Bonus	TOTAL	
Scored bests come from CURRENT season									
▶ PV	5	Jake BLANKENSHIP	FR	5.55m	18-2½	2/22/13	12	1.49	13.49
Team Total								13.49	

59  **Loyola-Chicago** ▼ 2
Horizon League


Event	Scrd As	Athlete	Yr	Scored Mark	Date	Pl. Pts.	Bonus	TOTAL	
Scored bests come from CURRENT season									
▶ 800m	7	Declan MURRAY	SR	1:47.59 OT		2/8/13	9	1.21	10.21
Team Total								10.21	

56  **Northeastern** ▼ 9
Colonial Athletic Association

Event	Scrd As	Athlete	Yr	Scored Mark	Date	Pl. Pts.	Bonus	TOTAL	
Scored bests come from CURRENT season									
▶ 3000m	5	Eric JENKINS	JR	7:50.44 OT		2/8/13	12	1.37	13.37
Team Total								13.37	

60  **Stephen F. Austin** ▼ 1
Southland Conference

Event	Scrd As	Athlete	Yr	Scored Mark	Date	Pl. Pts.	Bonus	TOTAL	
Scored bests come from CURRENT season									
▶ PV	11	Colton ROSS	SO	5.45m	17-10½	1/12/13	5	0.00	5.00
▶ SP	11	Jon ARTHUR	SR	19.23m	63-1¼	1/25/13	5	0.00	5.00
Team Total								10.00	

61  **Providence** ▲ 9
BIG EAST Conference

Event	Scrd As	Athlete	Yr	Scored Mark	Date	Pl. Pts.	Bonus	TOTAL	
Scored bests come from CURRENT season									
▶ Mile	7	Julian MATTHEWS	SR	3:58.14		2/14/13	9	0.91	9.91
Team Total								9.91	

"Scrd As", short for "Scored As", Standing used for place points portion of performance's score combining preseason data (when applied) to current season data

Numbers in BLACK are both the performance's actual NCAA rank AND "scored as" rank Numbers in RED indicate actual NCAA rank does not exist or is worse than "scored as" rank Numbers in BLUE indicate actual NCAA rank is better than "scored as" rank


USTFCCCA Non-Member Non-Member Schools Will NOT be ranked, beginning Week 2




2013 Indoor Track & Field, Week #7

Only those who score >0.01 pts are shown
D denotes multiple-event rule in affect


MEN

62  **Villanova** ▲ 18
BIG EAST Conference


Event	Scrd As	Athlete	Yr	Scored Mark	Date	Pl. Pts.	Bonus	TOTAL
Scored bests come from CURRENT season								
▶ 800m	15	Samuel ELLISON	JR	1:48.62	1/25/13	1.5	0.11	1.61
▶ Mile	16	Robert DENAULT	SO	3:59.39 OT	3/1/13	1.25	0.51	1.76
▶ DMR	9	Williamsz, Ellison, Fitzsimons, McEntee		9:30.47 OT	3/1/13	5	1.38	6.38
Team Total								9.75

63  **Ohio State** unch
Big Ten Conference


Event	Scrd As	Athlete	Yr	Scored Mark	Date	Pl. Pts.	Bonus	TOTAL
Scored bests come from CURRENT season								
▶ Mile	15	Christopher FALLON	SR	3:59.37	2/8/13	1.5	0.52	2.02
▶ H60m	9	Demoye BOGLE	JR	7.73cA 7.71	2/8/13	7	0.46	7.46
Team Total								9.48

64  **Iowa** ▼ 3
Big Ten Conference


Event	Scrd As	Athlete	Yr	Scored Mark	Date	Pl. Pts.	Bonus	TOTAL
Scored bests come from CURRENT season								
▶ H60m	8	Jordan MULLEN	SR	7.70	2/22/13	8	1.02	9.02
Team Total								9.02

65  **Texas State** unch
Western Athletic Conference


Event	Scrd As	Athlete	Yr	Scored Mark	Date	Pl. Pts.	Bonus	TOTAL
Scored bests come from CURRENT season								
▶ PV	8	Logan CUNNINGHAM	SR	5.53m 18-1½	2/21/13	8	1.01	9.01
Team Total								9.01

66  **Buffalo** unch
Mid-American Conference


Event	Scrd As	Athlete	Yr	Scored Mark	Date	Pl. Pts.	Bonus	TOTAL
Scored bests come from CURRENT season								
▶ SP	8	Jonathan JONES	JR	19.59m 64-3¼	2/22/13	8	0.69	8.69
Team Total								8.69

67  **Louisiana Tech** ▼ 5
Western Athletic Conference


Event	Scrd As	Athlete	Yr	Scored Mark	Date	Pl. Pts.	Bonus	TOTAL
Scored bests come from CURRENT season								
▶ 200m	9	Trey HADNOT	JR	20.81	2/8/13	7	1.02	8.02
Team Total								8.02

68  **Kentucky** ▲ 20
Southeastern Conference

Event	Scrd As	Athlete	Yr	Scored Mark	Date	Pl. Pts.	Bonus	TOTAL
Scored bests come from CURRENT season								
▶ H60m	9	Keith HAYES	SR	7.73	3/2/13	7	0.46	7.46
Team Total								7.46

69  **Montana State** ▲ 8
Big Sky Conference

Event	Scrd As	Athlete	Yr	Scored Mark	Date	Pl. Pts.	Bonus	TOTAL
Scored bests come from CURRENT season								
▶ HEPT	9	Jeff MOHL	SR	5,725	2/22/13	7	0.29	7.29
Team Total								7.29

70  **Kennesaw State** ▼ 2
Atlantic Sun Conference

Event	Scrd As	Athlete	Yr	Scored Mark	Date	Pl. Pts.	Bonus	TOTAL
Scored bests come from CURRENT season								
▶ TJ	10	Andre DORSEY	SO	16.04m 52-7¼	2/22/13	6	0.59	6.59
Team Total								6.59

"Scrd As", short for "Scored As", Standing used for place points portion of performance's score combining preseason data (when applied) to current season data

Numbers in BLACK are both the performance's actual NCAA rank AND "scored as" rank Numbers in RED indicate actual NCAA rank does not exist or is worse than "scored as" rank Numbers in BLUE indicate actual NCAA rank is better than "scored as" rank

USTFCCCA Non-Member Non-Member Schools Will NOT be ranked, beginning Week 2



2013 Indoor Track & Field, Week #7

Only those who score >0.01 pts are shown
D denotes multiple-event rule in affect

MEN

71 **Washington** ▼41
Mountain Pacific Sports Federation

Event	Scrd As	Athlete	Yr	Scored Mark	Date	Pl. Pts.	Bonus	TOTAL
Scored bests come from CURRENT season								
▶ HJ	10	Jeremy TAIWO	SR	2.25m 7-4½	2/8/13	6	0.46	6.46
Team Total								6.46

75 **Northern Iowa** ▲7
Missouri Valley Conference

Event	Scrd As	Athlete	Yr	Scored Mark	Date	Pl. Pts.	Bonus	TOTAL
Scored bests come from CURRENT season								
▶ HEPT	11	Ethan MILLER	SR	5,682	2/7/13	5	0.00	5.00
Team Total								5.00

72 **South Carolina** ▼5
Southeastern Conference

Event	Scrd As	Athlete	Yr	Scored Mark	Date	Pl. Pts.	Bonus	TOTAL
Scored bests come from CURRENT season								
▶ LJ	10	Jarrod HUTCHEN	SR	7.77m 25-6	2/22/13	6	0.08	6.08
Team Total								6.08

77 **TCU** ▲1
Big 12 Conference

Event	Scrd As	Athlete	Yr	Scored Mark	Date	Pl. Pts.	Bonus	TOTAL
Scored bests come from CURRENT season								
▶ 60m	12	Charles SILMON	SR	6.65	2/22/13	4	0.74	4.74
Team Total								4.74

72 **Southeast Missouri** ▼1
Ohio Valley Conference

Event	Scrd As	Athlete	Yr	Scored Mark	Date	Pl. Pts.	Bonus	TOTAL
Scored bests come from CURRENT season								
▶ LJ	10	Blake CARTER	JR	7.77m 25-6	2/15/13	6	0.08	6.08
Team Total								6.08

78 **Norfolk State** ▼5
Mid-Eastern Athletic Conference

Event	Scrd As	Athlete	Yr	Scored Mark	Date	Pl. Pts.	Bonus	TOTAL
Scored bests come from CURRENT season								
▶ 200m	12	James TAYLOR	SO	20.85cf 21.22	2/14/13	4	0.73	4.73
Team Total								4.73

74 **North Dakota State** ▲54
The Summit League

Event	Scrd As	Athlete	Yr	Scored Mark	Date	Pl. Pts.	Bonus	TOTAL
Scored bests come from CURRENT season								
▶ HEPT	10	Andy LILLEJORD	JR	5,685	2/24/13	6	0.00	6.00
Team Total								6.00

79 **Southern Illinois** ▼4
Missouri Valley Conference

Event	Scrd As	Athlete	Yr	Scored Mark	Date	Pl. Pts.	Bonus	TOTAL
Scored bests come from CURRENT season								
▶ WT	12	Bradley SAUER	SO	21.17m 69-5½	2/15/13	4	0.00	4.00
Team Total								4.00

75 **Eastern Illinois** ▲28
Ohio Valley Conference

Event	Scrd As	Athlete	Yr	Scored Mark	Date	Pl. Pts.	Bonus	TOTAL
Scored bests come from CURRENT season								
▶ PV	11	Michael VIKEN	JR	5.45m 17-10½	3/1/13	5	0.00	5.00
Team Total								5.00

80 **Georgia Tech** ▲1
Atlantic Coast Conference

Event	Scrd As	Athlete	Yr	Scored Mark	Date	Pl. Pts.	Bonus	TOTAL
Scored bests come from CURRENT season								
▶ 60m	15	Broderick SNODDY	FR	6.67	2/8/13	1.5	0.37	1.87
▶ PV	14	Aaron UNTERBERGER	SR	5.44m 17-10½	3/2/13	2	0.00	2.00
Team Total								3.87


"Scrd As", short for "Scored As", Standing used for place points portion of performance's score combining preseason data (when applied) to current season data
Numbers in BLACK are both the performance's actual NCAA rank AND "scored as" rank Numbers in RED indicate actual NCAA rank does not exist or is worse than "scored as" rank Numbers in BLUE indicate actual NCAA rank is better than "scored as" rank




2013 Indoor Track & Field, Week #7

Only those who score >0.01 pts are shown
D denotes multiple-event rule in affect


MEN

81  **Washington State** ▼ 9
Mountain Pacific Sports Federation


Event	Scrd As	Athlete	Yr	Scored Mark	Date	Pl. Pts.	Bonus	TOTAL
Scored bests come from CURRENT season								
▶ LI	13	Stephan SCOTT-ELLIS	SR	7.74m	2/22/13	3	0.00	3.00
Team Total								3.00

86  **East Carolina** ▲ 29
Conference USA


Event	Scrd As	Athlete	Yr	Scored Mark	Date	Pl. Pts.	Bonus	TOTAL	
Scored bests come from CURRENT season									
▶ WT	14	Montrell MORROW	SR	21.00m	68-10%	3/1/13	2	0.00	2.00
Team Total								2.00	

81  **Wichita State** ▲ 12
Missouri Valley Conference


Event	Scrd As	Athlete	Yr	Scored Mark	Date	Pl. Pts.	Bonus	TOTAL
Scored bests come from CURRENT season								
▶ HEPT	13	Austin BAHNER	JR	5,669	2/23/13	3	0.00	3.00
Team Total								3.00

86  **Montana** ▲ 9
Big Sky Conference


Event	Scrd As	Athlete	Yr	Scored Mark	Date	Pl. Pts.	Bonus	TOTAL
Scored bests come from CURRENT season								
▶ HEPT	14	Austin EMRY	JR	5,651	12/7/12	2	0.00	2.00
Team Total								2.00

83  **UNC Asheville** ▼ 4
Big South Conference


Event	Scrd As	Athlete	Yr	Scored Mark	Date	Pl. Pts.	Bonus	TOTAL
Scored bests come from CURRENT season								
▶ H60m	14	Milan RISTIC	JR	7.75	2/8/13	2	0.27	2.27
Team Total								2.27

88  **Kansas** ▼ 19
Big 12 Conference


Event	Scrd As	Athlete	Yr	Scored Mark	Date	Pl. Pts.	Bonus	TOTAL
Scored bests come from CURRENT season								
▶ 400m	15	Kyle CLEMONS	SR	46.44 OT	2/22/13	1.5	0.22	1.72
Team Total								1.72

84  **Virginia** ▲ 33
Atlantic Coast Conference


Event	Scrd As	Athlete	Yr	Scored Mark	Date	Pl. Pts.	Bonus	TOTAL
Scored bests come from CURRENT season								
▶ DMR	12	Kostelac, Hazzard, Burton, Gilland		9:31.23 OT	3/1/13	1	1.18	2.18
Team Total								2.18

89  **LIU Brooklyn** ▼ 6
Northeast Conference

Event	Scrd As	Athlete	Yr	Scored Mark	Date	Pl. Pts.	Bonus	TOTAL
Scored bests come from CURRENT season								
▶ 200m	16	Brendon RODNEY	SO	20.90	3/1/13	1.25	0.36	1.61
Team Total								1.61

85  **UMES** ▲ 54
Mid-Eastern Athletic Conference

Event	Scrd As	Athlete	Yr	Scored Mark	Date	Pl. Pts.	Bonus	TOTAL
Scored bests come from CURRENT season								
▶ 200m	15	Andre WALSH	SR	20.88	3/1/13	1.5	0.51	2.01
Team Total								2.01

90  **Charleston Southern** ▲ 49
Big South Conference

Event	Scrd As	Athlete	Yr	Scored Mark	Date	Pl. Pts.	Bonus	TOTAL	
Scored bests come from CURRENT season									
▶ LI	15	Braxton DRUMMOND	SO	7.68m	25-2%	3/2/13	1.5	0.00	1.50
Team Total								1.50	

"Scrd As", short for "Scored As", Standing used for place points portion of performance's score combining preseason data (when applied) to current season data
 Numbers in BLACK are both the performance's actual NCAA rank AND "scored as" rank Numbers in RED indicate actual NCAA rank does not exist or is worse than "scored as" rank Numbers in BLUE indicate actual NCAA rank is better than "scored as" rank
 USTFCCCA Non-Member Non-Member Schools Will NOT be ranked, beginning Week 2



2013 Indoor Track & Field, Week #7

Only those who score >0.01 pts are shown
D denotes multiple-event rule in affect

MEN

90  **UC Riverside** ▼ 5
 Big West Conference

Event	Scrd As	Athlete	Yr	Scored Mark	Date	Pl. Pts.	Bonus	TOTAL
-------	---------	---------	----	-------------	------	----------	-------	-------

Scored bests come from CURRENT season

▶ SP	15	Travis SMITH	SR	19.01m	62-4½	1/25/13	1.5	0.00	1.50
------	----	--------------	----	--------	-------	---------	-----	------	------

Team Total								1.50
-------------------	--	--	--	--	--	--	--	-------------

92  **Radford** unch
 Big South Conference

Event	Scrd As	Athlete	Yr	Scored Mark	Date	Pl. Pts.	Bonus	TOTAL
-------	---------	---------	----	-------------	------	----------	-------	-------

Scored bests come from CURRENT season

▶ H60m	16	Vincent WYATT	SO	7.76		1/18/13	1.25	0.17	1.42
--------	----	---------------	----	------	--	---------	------	------	------

Team Total								1.42
-------------------	--	--	--	--	--	--	--	-------------

93  **Western Kentucky** ▲ 3
 Sun Belt Conference

Event	Scrd As	Athlete	Yr	Scored Mark	Date	Pl. Pts.	Bonus	TOTAL
-------	---------	---------	----	-------------	------	----------	-------	-------

Scored bests come from CURRENT season

▶ 800m	16	David MOKONE	JR	1:48.65 OT		1/25/13	1.25	0.08	1.33
--------	----	--------------	----	------------	--	---------	------	------	------

Team Total								1.33
-------------------	--	--	--	--	--	--	--	-------------

94  **Drake** ▼ 7
 Missouri Valley Conference

Event	Scrd As	Athlete	Yr	Scored Mark	Date	Pl. Pts.	Bonus	TOTAL
-------	---------	---------	----	-------------	------	----------	-------	-------

Scored bests come from CURRENT season

▶ WT	16	Isaac TWOMBLY	SR	20.91m	68-7½	2/23/13	1.25	0.00	1.25
------	----	---------------	----	--------	-------	---------	------	------	------

Team Total								1.25
-------------------	--	--	--	--	--	--	--	-------------

"Scrd As", short for "Scored As", Standing used for place points portion of performance's score combining preseason data (when applied) to current season data

Numbers in BLACK are both the performance's actual NCAA rank AND "scored as" rank Numbers in RED indicate actual NCAA rank does not exist or is worse than "scored as" rank Numbers in BLUE indicate actual NCAA rank is better than "scored as" rank

USTFCCCA Non-Member

Non-Member Schools Will NOT be ranked, beginning Week 2



2013 Indoor Track & Field, Week #7

Only those who score >0.01 pts are shown
D denotes multiple-event rule in affect

WOMEN

1

LSU
Southeastern Conference

unch

Event	Scrd As	Athlete	Yr	Scored Mark	Date	Pl. Pts.	Bonus	TOTAL	
Scored bests come from CURRENT season									
▶ 60m	2	Kimberlyn DUNCAN	SR	7.16	2/1/13	18	3.15	21.15	
▶ 60m	7	Takeia PINCKNEY	SR	7.28	2/8/13	9	0.85	9.85	
▶ 200m	1	Kimberlyn DUNCAN	SR	22.54	2/22/13	20	3.91	23.91	
▶ 800m	1	Charlene LIPSEY	SR	2:02.48	2/22/13	20	4.16	24.16	
▶ 800m	2	Natoya GOULE	JR	2:03.08	2/22/13	18	3.42	21.42	
▶ H60m	3	Jasmin STOWERS	JR	8.06	2/22/13	16	2.15	18.15	
▶ 4x400	9	Herbert, Duncan, Speight, Goule		3:33.91	2/8/13	5	1.17	6.17	
▶ TJ	3	Keri EMANUEL	JR	13.46m	44-2	2/22/13	16	2.13	18.13
▶ TJ	6	Lynnika PITTS	JR	13.33m	43-9	2/22/13	10	1.27	11.27
▶ WT	7	Denise HINTON	JR	21.57m	70-9%	2/15/13	9	0.77	9.77
Team Total								163.99	

2

Kansas
Big 12 Conference

▲ 1

Event	Scrd As	Athlete	Yr	Scored Mark	Date	Pl. Pts.	Bonus	TOTAL	
Scored bests come from CURRENT season									
▶ 60m	10	Paris DANIELS	SR	7.32	12/6/12	6	0.44	6.44	
▶ 200m	6	Paris DANIELS	SR	23.15 OT	2/22/13	10	1.14	11.14	
▶ 400m	9	Diamond DIXON	JR	52.52 OT	2/22/13	7	0.89	7.89	
▶ 4x400	7	Morris, Daniels, Washington, Dixon		3:33.71 OT	3/1/13	8	1.28	9.28	
▶ PV	3	Natalia BARTNOVSKAYA	JR	4.43m	14-6%	2/8/13	16	2.72	18.72
▶ PV	8	Demi PAYNE	JR	4.25m	13-11%	1/25/13	8	0.44	8.44
▶ LJ	1	Andrea GEUBELLE	SR	6.69m	21-11%	2/1/13	20	6.21	26.21
▶ LJ	2	Francine SIMPSON	SR	6.59m	21-7%	2/22/13	18	4.11	22.11
▶ TJ	2	Andrea GEUBELLE	SR	13.91m	45-7%	2/8/13	18	5.12	23.12
▶ SP	16	Anastasiya MUCHKAYEV	FR	16.78m	55-¾	1/25/13	1.25	0.00	1.25
▶ WT	4	Alena KRECHYK	SR	21.76m	71-4%	2/1/13	14	1.31	15.31
▶ PENT	6	Lindsay VOLLMER	SO	4,123	2/22/13	10	0.73	10.73	
Team Total								160.64	

3

Arkansas
Southeastern Conference

▲ 1

Event	Scrd As	Athlete	Yr	Scored Mark	Date	Pl. Pts.	Bonus	TOTAL	
Scored bests come from CURRENT season									
▶ 400m	1	Regina GEORGE	SR	51.40	2/22/13	20	4.53	24.53	
▶ 400m	11	Sparkle MCKNIGHT		52.77	2/22/13	5	0.38	5.38	
▶ H60m	10	Ivanique KEMP	SR	8.18	3/1/13	6	0.56	6.56	
▶ 4x400	1	George, McKnight, Flowers, Williams		3:29.60	2/22/13	20	4.02	24.02	
▶ DMR	11	Heymsfield, George, Borge, Scott		11:04.93	2/1/13	2	0.83	2.83	
▶ HJ	4	Makeba ALCIDE	SR	1.89m	6-2¼	1/25/13	14	2.31	16.31
▶ PV	3	Sandi MORRIS	JR	4.43m	14-6%	3/1/13	16	2.72	18.72
▶ TJ	9	Tamara MYERS	SO	13.06m	42-10%	2/22/13	7	0.34	7.34
▶ PENT	1	Makeba ALCIDE	SR	4,569	2/22/13	20	9.53	29.53	
Team Total								135.22	

4

Oregon
Mountain Pacific Sports Federation

▼ 2

Event	Scrd As	Athlete	Yr	Scored Mark	Date	Pl. Pts.	Bonus	TOTAL
Scored bests come from CURRENT season								
▶ 60m	3	English GARDNER	SO	7.19	2/16/13	16	2.53	18.53
▶ 60m	12	Jenna PRANDINI	FR	7.33	2/8/13	4	0.34	4.34
▶ 400m	2	Phyllis FRANCIS	JR	52.03 OT	2/22/13	18	2.46	20.46
▶ 800m	5	Laura ROESLER	JR	2:04.66 OT	1/25/13	12	1.52	13.52
▶ Mile	8	Anne KESSELRING	SR	4:35.33 OT	2/8/13	8	0.98	8.98
▶ Mile	9	Becca FRIDAY	SR	4:35.34 OT	2/8/13	7	0.97	7.97
▶ 3000m	2	Jordan HASAY	SR	8:57.46 OT	1/25/13	18	3.41	21.41
▶ 3000m	12	Alexi PAPPAS	SR	9:07.97 OT	2/22/13	4	0.58	4.58
▶ 5000m	5	Jordan HASAY	SR	15:46.30 OT	2/8/13	12	1.45	13.45
▶ 5000m	10	Katie CONLON	SR	15:53.73 OT	2/8/13	6	0.52	6.52
▶ 5000m	13	Alexi PAPPAS	SR	15:54.64 OT	2/8/13	3	0.45	3.45
▶ 4x400	10	Okodogbe, Francis, Roesler, Gardner		3:34.63	2/8/13	4	0.85	4.85
▶ DMR	9	Leblanc, Francis, Roesler, Kesselring		11:02.18 OT	1/25/13	5	1.34	6.34
Team Total								134.40

"Scrd As", short for "Scored As", Standing used for place points portion of performance's score combining preseason data (when applied) to current season data
 Numbers in BLACK are both the performance's actual NCAA rank AND "scored as" rank Numbers in RED indicate actual NCAA rank does not exist or is worse than "scored as" rank Numbers in BLUE indicate actual NCAA rank is better than "scored as" rank
USTFCCCA Non-Member Non-Member Schools Will NOT be ranked, beginning Week 2



2013 Indoor Track & Field, Week #7

Only those who score >0.01 pts are shown
D denotes multiple-event rule in affect

WOMEN

5 **Texas A&M** ▲ 1
Southeastern Conference

Event	Scrd As	Athlete	Yr	Scored Mark	Date	Pl. Pts.	Bonus	TOTAL	
Scored bests come from CURRENT season									
▶ 60m	6	Ashley COLLIER	JR	7.26	2/22/13	10	1.08	11.08	
▶ 60m	14	Jennifer MADU	FR	7.34	2/22/13	2	0.24	2.24	
▶ 200m	3	Ashton PURVIS	SO	22.70	2/22/13	16	3.01	19.01	
▶ 200m	4	Kamaria BROWN	SO	22.73	2/22/13	14	2.85	16.85	
▶ 200m	5	Ashley COLLIER	JR	23.14	2/22/13	12	1.17	13.17	
▶ 400m	4	Kamaria BROWN	SO	52.16	2/22/13	14	2.05	16.05	
▶ 400m	14	Ibukun MAYUNGBE	JR	52.86	2/22/13	2	0.24	2.24	
▶ H60m	15	Donique' FLEMINGS	SR	8.20	2/22/13	1.5	0.41	1.91	
▶ 4x400	5	Bellille, Mayungbe, Ekpono, Brown		3:33.57 OT	3/1/13	12	1.37	13.37	
▶ LJ	7	LaQue MOEN-DAVIS	FR	6.38m	20-11½	1/12/13	9	0.68	9.68
▶ TJ	3	LaQue MOEN-DAVIS	FR	13.46m	44-2	2/22/13	16	2.13	18.13
Team Total								123.71	

6 **Clemson** ▼ 1
Atlantic Coast Conference

Event	Scrd As	Athlete	Yr	Scored Mark	Date	Pl. Pts.	Bonus	TOTAL	
Scored bests come from CURRENT season									
▶ 60m	3	Dezerea BRYANT	SO	7.19	1/11/13	16	2.53	18.53	
▶ 60m	12	Stormy KENDRICK	SR	7.33	2/21/13	4	0.34	4.34	
▶ 200m	7	Dezerea BRYANT	SO	23.16cf	23.52	1/11/13	9	1.11	10.11
▶ 400m	13	Marlena WESH	SR	52.84	2/21/13	3	0.27	3.27	
▶ H60m	1	Brianna ROLLINS	JR	7.78	1/11/13	20	6.79	26.79	
▶ H60m	4	Kendra HARRISON	SO	8.13	2/21/13	14	1.04	15.04	
▶ H60m	10	Jasmine EDGERSON	SR	8.18	1/11/13	6	0.56	6.56	
▶ TJ	11	Jasmine BRUNSON	SR	12.99m	42-7½	2/21/13	5	0.10	5.10
▶ WT	2	Brittney WALLER	SR	22.30m	73-2	2/8/13	18	3.78	21.78
Team Total								111.52	

7 **Texas** ▲ 4
Big 12 Conference

Event	Scrd As	Athlete	Yr	Scored Mark	Date	Pl. Pts.	Bonus	TOTAL	
Scored bests come from CURRENT season									
▶ 200m	8	Christy UDOH	JR	23.34 OT	2/22/13	8	0.63	8.63	
▶ 200m	10	Chalonda GOODMAN	SR	23.36 OT	2/22/13	6	0.57	6.57	
▶ 400m	10	Courtney OKOLO	FR	52.72 OT	2/22/13	6	0.46	6.46	
▶ 400m	12	Danielle DOWIE	JR	52.82 OT	2/22/13	4	0.30	4.30	
▶ 400m	15	Briana NELSON	JR	53.02 OT	2/22/13	1.5	0.00	1.50	
▶ 800m	16	Kendra CHAMBERS	SR	2:06.03 OT	3/1/13	1.25	0.26	1.51	
▶ 5000m	9	Sara SUTHERLAND	SR	15:52.99 OT	3/1/13	7	0.61	7.61	
▶ H60m	7	Morgan SNOW	SO	8.17	3/1/13	9	0.64	9.64	
▶ 4x400	2	Dowie, Nelson, Chambers, Okolo		3:30.95	2/8/13	18	3.11	21.11	
▶ HJ	5	Shanay BRISCOE	JR	1.88m	6-2	1/25/13	12	1.39	13.39
▶ PV	6	Kaitlin PETRILLOSE	FR	4.33m	14-2½	2/22/13	10	1.26	11.26
▶ LJ	16	A'Lexus BRANNON	JR	6.30m	20-8	3/1/13	1.25	0.00	1.25
▶ PENT	15	Shanay BRISCOE	JR	4,027	2/22/13	1.5	0.00	1.50	
Team Total								94.73	

8 **Georgia** ▼ 1
Southeastern Conference

Event	Scrd As	Athlete	Yr	Scored Mark	Date	Pl. Pts.	Bonus	TOTAL	
Scored bests come from CURRENT season									
▶ 400m	5	Shaunae MILLER	FR	52.21	2/22/13	12	1.88	13.88	
▶ Mile	11	Carly HAMILTON	SO	4:36.06 OT	2/8/13	5	0.58	5.58	
▶ DMR	10	Christoforou, Gaither, Malasarte, Hamilton		11:03.27 OT	3/1/13	4	1.11	5.11	
▶ HJ	14	Saniel ATKINSON GRIER	SR	1.83m	6-0	2/1/13	2	0.00	2.00
▶ PV	1	Morgann LELEUX	SO	4.50m	14-9	1/25/13	20	4.13	24.13
▶ LJ	6	Chanice PORTER	FR	6.41m	21-½	1/25/13	10	1.00	11.00
▶ SP	15	Hilenn JAMES	JR	16.80m	55-1½	1/25/13	1.5	0.00	1.50
▶ PENT	2	Lucie ONDRASCHKOVA	SR	4,208	2/22/13	18	2.06	20.06	
Team Total								83.26	

"Scrd As", short for "Scored As", Standing used for place points portion of performance's score combining preseason data (when applied) to current season data

Numbers in BLACK are both the performance's actual NCAA rank AND "scored as" rank Numbers in RED indicate actual NCAA rank does not exist or is worse than "scored as" rank Numbers in BLUE indicate actual NCAA rank is better than "scored as" rank

USTFCCCA Non-Member Non-Member Schools Will NOT be ranked, beginning Week 2



2013 Indoor Track & Field, Week #7

Only those who score >0.01 pts are shown
D denotes multiple-event rule in affect

WOMEN

9 **UCF** **unch**
Conference USA

Event	Scrd As	Athlete	Yr	Scored Mark	Date	Pl. Pts.	Bonus	TOTAL
Scored bests come from CURRENT season								
▶ 60m	1	Aurieyall SCOTT	JR	7.13	2/23/13	20	3.79	23.79
▶ 60m	3	Octavious FREEMAN	SO	7.19	1/19/13	16	2.53	18.53
▶ 200m	2	Aurieyall SCOTT	JR	22.68	2/8/13	18	3.13	21.13
▶ 200m	9	Octavious FREEMAN	SO	23.35	2/23/13	7	0.60	7.60
▶ H60m	10	Lutisha BOWEN	SR	8.18	2/23/13	6	0.56	6.56
Team Total								77.60

12 **Iowa State** **unch**
Big 12 Conference

Event	Scrd As	Athlete	Yr	Scored Mark	Date	Pl. Pts.	Bonus	TOTAL
Scored bests come from CURRENT season								
▶ 800m	10	Ejiroghene OKORO	SR	2:05.54 OT	3/1/13	6	0.55	6.55
▶ 3000m	4	Betsy SAINA	SR	9:04.57 OT	1/26/13	14	1.23	15.23
▶ 5000m	1	Betsy SAINA	SR	15:21.66 OT	2/7/13	20	4.63	24.63
▶ SP	3	Christina HILLMAN	SO	17.61m 57-9½	2/22/13	16	2.26	18.26
▶ SP	12	Danielle FRERE	SR	16.88m 55-4¾	2/7/13	4	0.00	4.00
Team Total								68.66

10 **Illinois** **unch**
Big Ten Conference

Event	Scrd As	Athlete	Yr	Scored Mark	Date	Pl. Pts.	Bonus	TOTAL
Scored bests come from CURRENT season								
▶ 60m	10	Morolake AKINOSUN	FR	7.32	2/22/13	6	0.44	6.44
▶ 200m	13	Morolake AKINOSUN	FR	23.47 OT	2/22/13	3	0.28	3.28
▶ 400m	3	Ashley SPENCER	SO	52.07 OT	2/8/13	16	2.34	18.34
▶ 800m	3	Samantha MURPHY	JR	2:04.17 OT	2/8/13	16	2.10	18.10
▶ H60m	15	Breeana COLEMAN	JR	8.20	2/22/13	1.5	0.41	1.91
▶ 4x400	4	Thomas, Akinosun, Golliday, Spencer		3:33.30 OT	2/22/13	14	1.55	15.55
▶ PV	8	Stephanie RICHARTZ	JR	4.25m 13-11¼	2/22/13	8	0.44	8.44
▶ PENT	12	Marissa GOLLIDAY	SR	4,067	2/22/13	4	0.15	4.15
Team Total								76.19

13 **Arizona** **unch**
Mountain Pacific Sports Federation

Event	Scrd As	Athlete	Yr	Scored Mark	Date	Pl. Pts.	Bonus	TOTAL
Scored bests come from CURRENT season								
▶ 400m	7	Georganne MOLINE	SR	52.38cA 52.27	2/8/13	9	1.34	10.34
▶ 5000m	14	Jennifer BERGMAN	SR	15:55.60 OT	3/1/13	2	0.39	2.39
▶ HJ	1	Brigetta BARRETT	SR	1.91m 6-3¼	1/25/13	20	4.24	24.24
▶ SP	4	Julie LABONTE	SR	17.49m 57-4¾	2/22/13	14	1.65	15.65
▶ SP	5	Alyssa HASSLEN	SR	17.48m 57-4¾	2/9/13	12	1.60	13.60
Team Total								66.23

11 **Florida** **unch**
Southeastern Conference

Event	Scrd As	Athlete	Yr	Scored Mark	Date	Pl. Pts.	Bonus	TOTAL
Scored bests come from CURRENT season								
▶ 200m	12	Kyra JEFFERSON	FR	23.43	2/8/13	4	0.39	4.39
▶ 400m	8	Ebony EUTSEY	JR	52.48	2/22/13	8	1.02	9.02
▶ Mile	2	Cory MCGEE	JR	4:32.10 OT	2/8/13	18	2.84	20.84
▶ Mile	15	Agata STRAUSA	JR	4:37.58 OT	3/1/13	1.5	0.15	1.65
▶ 4x400	3	Whittaker, Gause, Jefferson, Eutsey		3:31.68	1/25/13	16	2.62	18.62
▶ HJ	9	Taylor BURKE	SO	1.86m 6-1¼	2/8/13	7	0.42	7.42
▶ TJ	5	Ciarra BREWER	SO	13.35m 43-9¾	2/22/13	12	1.40	13.40
Team Total								75.34

14 **Arizona State** **unch**
Mountain Pacific Sports Federation

Event	Scrd As	Athlete	Yr	Scored Mark	Date	Pl. Pts.	Bonus	TOTAL
Scored bests come from CURRENT season								
▶ 800m	6	Shelby HOULIHAN	SO	2:04.94 OT	2/8/13	10	1.19	11.19
▶ 4x400	12	Geren, Herring, Pinnick, Tate		3:35.17 OT	2/22/13	1	0.62	1.62
▶ LJ	3	Christabel NETTEY	SR	6.54m 21-5½	2/8/13	16	3.06	19.06
▶ SP	6	Anna JELMINI	JR	17.35m 56-11¼	2/14/13	10	1.15	11.15
▶ WT	14	Chelsea CASSULO	SR	20.84m 68-4¾	2/8/13	2	0.00	2.00
▶ PENT	2	Keia PINNICK	SR	4,208	1/25/13	18	2.06	20.06
Team Total								65.08

"Scrd As", short for "Scored As", Standing used for place points portion of performance's score combining preseason data (when applied) to current season data

Numbers in BLACK are both the performance's actual NCAA rank AND "scored as" rank Numbers in RED indicate actual NCAA rank does not exist or is worse than "scored as" rank Numbers in BLUE indicate actual NCAA rank is better than "scored as" rank

USTFCCCA Non-Member

Non-Member Schools Will NOT be ranked, beginning Week 2



2013 Indoor Track & Field, Week #7

Only those who score >0.01 pts are shown
D denotes multiple-event rule in affect

WOMEN

15

South Carolina

Southeastern Conference

unch

Event	Scrd As	Athlete	Yr	Scored Mark	Date	Pl. Pts.	Bonus	TOTAL
Scored bests come from CURRENT season								
▶ 400m	6	Erika RUCKER	SO	52.22	2/22/13	10	1.85	11.85
▶ H60m	7	Kierre BECKLES	SR	8.17	2/8/13	9	0.64	9.64
▶ 4x400	6	Rucker, Beckles, Brockington, Green		3:33.68	2/22/13	10	1.30	11.30
▶ HJ	1	Jeannelle SCHEPER	JR	1.91m	6-3¼ 2/8/13	20	4.24	24.24
▶ PV	11	Petra OLSEN	JR	4.24m	13-11 3/2/13	5	0.33	5.33
Team Total								62.36

16

Indiana State

Missouri Valley Conference

▲ 2

Event	Scrd As	Athlete	Yr	Scored Mark	Date	Pl. Pts.	Bonus	TOTAL
Scored bests come from CURRENT season								
▶ SP	2	Felisha JOHNSON	SR	17.80m	58-4¼ 1/25/13	18	3.22	21.22
▶ WT	1	Felisha JOHNSON	SR	23.06m	75-8 2/15/13	20	7.99	27.99
Team Total								49.21

17

Notre Dame

BIG EAST Conference

▲ 40

Event	Scrd As	Athlete	Yr	Scored Mark	Date	Pl. Pts.	Bonus	TOTAL
Scored bests come from CURRENT season								
▶ Mile	4	Rebecca TRACY	SR	4:33.53 OT	3/1/13	14	2.01	16.01
▶ H60m	4	Jade BARBER	SO	8.13	3/1/13	14	1.04	15.04
▶ 4x400	11	Barber, Brown, Yanik, Bamgbose		3:34.67 OT	3/1/13	2	0.84	2.84
▶ DMR	5	Curran, Bamgbose, Aragon, Aragon		10:59.08 OT	3/1/13	12	1.99	13.99
Team Total								47.88

18

Florida State

Atlantic Coast Conference

▼ 1

Event	Scrd As	Athlete	Yr	Scored Mark	Date	Pl. Pts.	Bonus	TOTAL
Scored bests come from CURRENT season								
▶ Mile	3	Amanda WINSLOW	SR	4:33.22	1/25/13	16	2.19	18.19
▶ 3000m	13	Amanda WINSLOW	SR	9:08.13	2/21/13	3	0.56	3.56
▶ DMR	3	Winslow, Watson, Peel, Quigley		10:57.41	2/21/13	16	2.34	18.34
Team Total								40.09

19

Wichita State

Missouri Valley Conference

▲ 1

Event	Scrd As	Athlete	Yr	Scored Mark	Date	Pl. Pts.	Bonus	TOTAL
Scored bests come from CURRENT season								
▶ 3000m	11	Aliphine TULIAMUK-BOLTON	SR	9:07.21 OT	1/25/13	5	0.69	5.69
▶ 5000m	2	Aliphine TULIAMUK-BOLTON	SR	15:25.47 OT	2/7/13	18	4.12	22.12
▶ HJ	9	J'Lynn LEDESMA	JR	1.86m	6-1¼ 2/23/13	7	0.42	7.42
▶ PENT	13	Tanya FRIESEN	SR	4,065	2/1/13	3	0.13	3.13
Team Total								38.37

20

Kentucky

Southeastern Conference

▲ 8

Event	Scrd As	Athlete	Yr	Scored Mark	Date	Pl. Pts.	Bonus	TOTAL
Scored bests come from CURRENT season								
▶ 3000m	3	Cally MACUMBER	SR	8:59.98 OT	2/8/13	16	2.63	18.63
▶ 3000m	10	Chelsea OSWALD	JR	9:06.64 OT	2/8/13	6	0.78	6.78
▶ DMR	6	Macumber, Phillips, Peare, Oswald		11:00.33 OT	3/1/13	10	1.73	11.73
Team Total								37.14

21

Dartmouth

Ivy League

▼ 5

Event	Scrd As	Athlete	Yr	Scored Mark	Date	Pl. Pts.	Bonus	TOTAL
Scored bests come from CURRENT season								
▶ 3000m	1	Abbey D'AGOSTINO	JR	8:55.41 OT	1/25/13	20	4.05	24.05
▶ 5000m	6	Abbey D'AGOSTINO	JR	15:47.02	2/23/13	10	1.36	11.36
Team Total								35.41


"Scrd As", short for "Scored As", Standing used for place points portion of performance's score combining preseason data (when applied) to current season data
 Numbers in BLACK are both the performance's actual NCAA rank AND "scored as" rank Numbers in RED indicate actual NCAA rank does not exist or is worse than "scored as" rank Numbers in BLUE indicate actual NCAA rank is better than "scored as" rank
USTFCCCA Non-Member Non-Member Schools Will NOT be ranked, beginning Week 2




2013 Indoor Track & Field, Week #7

Only those who score >0.01 pts are shown
D denotes multiple-event rule in affect


WOMEN

22  **Oklahoma** ▲ 1
Big 12 Conference


Event	Scrd As	Athlete	Yr	Scored Mark	Date	Pl. Pts.	Bonus	TOTAL
Scored bests come from CURRENT season								
▶ SP	1	Tia BROOKS	SR	18.76m	61-6%	1/19/13	20	8.06 28.06
▶ PENT	10	Claire MCCONNELL	SR	4,079		2/22/13	6	0.27 6.27
Team Total								34.33

23  **Michigan** ▼ 2
Big Ten Conference


Event	Scrd As	Athlete	Yr	Scored Mark	Date	Pl. Pts.	Bonus	TOTAL
Scored bests come from CURRENT season								
▶ Mile	16	Shannon OSIKA	SO	4:37.91 OT	3/1/13	1.25	0.06	1.31
▶ DMR	1	Addison, Long, Smith, Eccleston		10:56.66 OT	3/1/13	20	2.50	22.50
▶ LJ	7	Erin BUSBEE	JR	6.38m	20-11¼	3/1/13	9	0.68 9.68
Team Total								33.48

24  **Georgetown** ▲ 2
BIG EAST Conference


Event	Scrd As	Athlete	Yr	Scored Mark	Date	Pl. Pts.	Bonus	TOTAL
Scored bests come from CURRENT season								
▶ Mile	13	Rachel SCHNEIDER	SR	4:37.08	3/1/13	3	0.29	3.29
▶ 3000m	6	Katrina COOGAN	FR	9:04.85 OT	2/8/13	10	1.14	11.14
▶ 3000m	15	Madeline CHAMBERS	JR	9:09.20 OT	2/8/13	1.5	0.39	1.89
▶ DMR	4	Schneider, King, Cox, Coogan		10:57.95	3/1/13	14	2.23	16.23
Team Total								32.55

25  **Baylor** ▼ 3
Big 12 Conference


Event	Scrd As	Athlete	Yr	Scored Mark	Date	Pl. Pts.	Bonus	TOTAL
Scored bests come from CURRENT season								
▶ H60m	2	Tiffani MCREYNOLDS	JR	8.02	2/8/13	18	2.79	20.79
▶ SP	8	SkyLAR WHITE	SR	17.07m	56-0	2/22/13	8	0.44 8.44
▶ WT	16	Erin ATKINSON	JR	20.63m	67-8¼	2/1/13	1.25	0.00 1.25
Team Total								30.48

26  **Boston University** ▼ 2
America East Conference


Event	Scrd As	Athlete	Yr	Scored Mark	Date	Pl. Pts.	Bonus	TOTAL
Scored bests come from CURRENT season								
▶ 3000m	7	Katie MATTHEWS	SR	9:05.73 OT	2/8/13	9	0.92	9.92
▶ 5000m	4	Katie MATTHEWS	SR	15:46.13	1/25/13	14	1.47	15.47
▶ HJ	12	Allison BARWISE	SR	1.84m	6-½	2/22/13	4	0.00 4.00
Team Total								29.39

27  **Mississippi State** ▼ 2
Southeastern Conference

Event	Scrd As	Athlete	Yr	Scored Mark	Date	Pl. Pts.	Bonus	TOTAL
Scored bests come from CURRENT season								
▶ LJ	5	Erica BOUGARD	SO	6.43m	21-1¼	2/22/13	12	1.21 13.21
▶ PENT	5	Erica BOUGARD	SO	4,190		1/24/13	12	1.68 13.68
Team Total								26.89

28  **San Diego State** ▼ 1
Mountain West Conference

Event	Scrd As	Athlete	Yr	Scored Mark	Date	Pl. Pts.	Bonus	TOTAL
Scored bests come from CURRENT season								
▶ TJ	1	Shanieka THOMAS	JR	14.08m	46-2½	2/8/13	20	6.25 26.25
Team Total								26.25

29  **Duke** ▲ 22
Atlantic Coast Conference

Event	Scrd As	Athlete	Yr	Scored Mark	Date	Pl. Pts.	Bonus	TOTAL
Scored bests come from CURRENT season								
▶ 800m	9	Cydney ROSS	SR	2:05.27 OT	3/1/13	7	0.80	7.80
▶ 5000m	8	Juliet BOTTORFF	JR	15:52.38 OT	2/8/13	8	0.69	8.69
▶ DMR	7	Levac, Kerpon, Ross, Banks		11:01.50 OT	3/1/13	8	1.48	9.48
Team Total								25.97

"Scrd As", short for "Scored As", Standing used for place points portion of performance's score combining preseason data (when applied) to current season data
 Numbers in BLACK are both the performance's actual NCAA rank AND "scored as" rank Numbers in RED indicate actual NCAA rank does not exist or is worse than "scored as" rank Numbers in BLUE indicate actual NCAA rank is better than "scored as" rank
 USTFCCCA Non-Member Non-Member Schools Will NOT be ranked, beginning Week 2



2013 Indoor Track & Field, Week #7

Only those who score >0.01 pts are shown
D denotes multiple-event rule in affect

WOMEN

30 **NC State** ▼ 1
Atlantic Coast Conference

Event	Scrd As	Athlete	Yr	Scored Mark	Date	Pl. Pts.	Bonus	TOTAL
Scored bests come from CURRENT season								
▶ LJ	4	Karimah SHEPHERD	SR	6.45m 21-2	2/21/13	14	1.42	15.42
▶ TJ	7	Karimah SHEPHERD	SR	13.12m 43-½	2/21/13	9	0.54	9.54
Team Total								24.97

31 **Colorado** ▲ 1
Mountain Pacific Sports Federation

Event	Scrd As	Athlete	Yr	Scored Mark	Date	Pl. Pts.	Bonus	TOTAL
Scored bests come from CURRENT season								
▶ Mile	1	Emma COBURN	SR	4:29.86	2/16/13	20	4.17	24.17
Team Total								24.17

32 **Villanova** ▼ 1
BIG EAST Conference

Event	Scrd As	Athlete	Yr	Scored Mark	Date	Pl. Pts.	Bonus	TOTAL
Scored bests come from CURRENT season								
▶ 3000m	14	Emily LIPARI	JR	9:08.91	3/1/13	2	0.44	2.44
▶ DMR	2	Piccirillo, Wilkins, Akande, Lipari		10:56.74	2/1/13	18	2.48	20.48
Team Total								22.92

33 **Purdue** unch
Big Ten Conference

Event	Scrd As	Athlete	Yr	Scored Mark	Date	Pl. Pts.	Bonus	TOTAL
Scored bests come from CURRENT season								
▶ 800m	8	Vanessa MCLEOD	FR	2:05.21 OT	2/22/13	8	0.87	8.87
▶ WT	5	Dani BUNCH	JR	21.61m 70-10%	2/22/13	12	0.89	12.89
Team Total								21.75

34 **Virginia Tech** ▲ 2
Atlantic Coast Conference

Event	Scrd As	Athlete	Yr	Scored Mark	Date	Pl. Pts.	Bonus	TOTAL
Scored bests come from CURRENT season								
▶ PV	2	Martina SCHULTZE	SO	4.45m 14-7¼	2/21/13	18	3.12	21.12
Team Total								21.12

35 **Louisville** ▼ 1
BIG EAST Conference

Event	Scrd As	Athlete	Yr	Scored Mark	Date	Pl. Pts.	Bonus	TOTAL
Scored bests come from CURRENT season								
▶ HJ	5	Michelle KINSELLA	JR	1.88m 6-2	2/16/13	12	1.39	13.39
▶ SP	9	Khadija ABDULLAH	SR	17.06m 55-11¼	2/16/13	7	0.41	7.41
Team Total								20.81

36 **East Carolina** ▲ 3
Conference USA

Event	Scrd As	Athlete	Yr	Scored Mark	Date	Pl. Pts.	Bonus	TOTAL
Scored bests come from CURRENT season								
▶ HJ	3	Tynita BUTTS	SR	1.90m 6-2¾	1/25/13	16	3.27	19.27
Team Total								19.27

37 **Michigan State** ▼ 2
Big Ten Conference

Event	Scrd As	Athlete	Yr	Scored Mark	Date	Pl. Pts.	Bonus	TOTAL
Scored bests come from CURRENT season								
▶ WT	3	Beth ROHL	SR	22.17m 72-9	2/22/13	16	3.06	19.06
Team Total								19.06

38 **Alabama** ▲ 10
Southeastern Conference

Event	Scrd As	Athlete	Yr	Scored Mark	Date	Pl. Pts.	Bonus	TOTAL
Scored bests come from CURRENT season								
▶ HJ	5	Krystle SCHADE	SR	1.88m 6-2	1/19/13	12	1.39	13.39
▶ PV	11	Alexis PAINE	SO	4.24m 13-11	3/2/13	5	0.33	5.33
Team Total								18.73

"Scrd As", short for "Scored As", Standing used for place points portion of performance's score combining preseason data (when applied) to current season data
Numbers in BLACK are both the performance's actual NCAA rank AND "scored as" rank Numbers in RED indicate actual NCAA rank does not exist or is worse than "scored as" rank Numbers in BLUE indicate actual NCAA rank is better than "scored as" rank


USTFCCCA Non-Member Non-Member Schools Will NOT be ranked, beginning Week 2




2013 Indoor Track & Field, Week #7

Only those who score >0.01 pts are shown
D denotes multiple-event rule in affect


WOMEN

39  **Illinois State** ▼ 1
Missouri Valley Conference


Event	Scrd As	Athlete	Yr	Scored Mark	Date	Pl. Pts.	Bonus	TOTAL
Scored bests come from CURRENT season								
▶ SP	7	Brittany SMITH	SR	17.30m	56-9%	2/23/13	9	1.03 10.03
▶ WT	8	Brittany SMITH	SR	21.51m	70-7	12/8/12	8	0.60 8.60
Team Total								18.63

40  **Texas Tech** ▲ 1
Big 12 Conference


Event	Scrd As	Athlete	Yr	Scored Mark	Date	Pl. Pts.	Bonus	TOTAL
Scored bests come from CURRENT season								
▶ H60m	6	Katie GRIMES	SR	8.16		2/8/13	10	0.72 10.72
▶ 4x400	8	Blake, White, Rivers, Jackson		3:33.72 OT		3/1/13	6	1.27 7.27
Team Total								17.99

41  **Kent State** ▲ 5
Mid-American Conference


Event	Scrd As	Athlete	Yr	Scored Mark	Date	Pl. Pts.	Bonus	TOTAL
Scored bests come from CURRENT season								
▶ 800m	14	Melinda SAWNOR	SR	2:05.95 OT		3/1/13	2	0.31 2.31
▶ HJ	11	Dior DELOPHONT	FR	1.85m	6-¾	1/18/13	5	0.00 5.00
▶ LJ	12	Ann Marie DUFFUS	JR	6.33m	20-9%	3/1/13	4	0.15 4.15
▶ TJ	10	Dior DELOPHONT	FR	13.03m	42-9	2/8/13	6	0.24 6.24
Team Total								17.69

42  **Providence** ▼ 2
BIG EAST Conference


Event	Scrd As	Athlete	Yr	Scored Mark	Date	Pl. Pts.	Bonus	TOTAL
Scored bests come from CURRENT season								
▶ 5000m	3	Emily SISSON	SO	15:44.40		1/25/13	16	1.69 17.69
Team Total								17.69

43  **Stanford** ▼ 24
Mountain Pacific Sports Federation


Event	Scrd As	Athlete	Yr	Scored Mark	Date	Pl. Pts.	Bonus	TOTAL
Scored bests come from CURRENT season								
▶ 800m	11	Amy WEISSENBACH	FR	2:05.56 OT		3/1/13	5	0.54 5.54
▶ 5000m	16	Jessica TONN	JR	15:56.42 OT		2/8/13	1.25	0.34 1.59
▶ H60m	14	Kori CARTER	JR	8.19cA	8.17	2/8/13	2	0.48 2.48
▶ DMR	12	Weissenbach, Carter, O'Hare, Tonn		11:06.46		2/1/13	1	0.62 1.62
▶ SP	10	Alyssa WISDOM	JR	16.97m	55-8¾	2/22/13	6	0.18 6.18
Team Total								17.41

44  **UCLA** ▲ 1
Mountain Pacific Sports Federation

Event	Scrd As	Athlete	Yr	Scored Mark	Date	Pl. Pts.	Bonus	TOTAL
Scored bests come from CURRENT season								
▶ H60m	10	Brea BUCHANAN	SO	8.18		3/2/13	6	0.56 6.56
▶ PV	11	Allison KORESSEL	SR	4.24m	13-11	2/17/13	5	0.33 5.33
▶ LJ	11	Kylie PRICE	SO	6.34m	20-9%	2/22/13	5	0.25 5.25
Team Total								17.15

45  **Wisconsin** ▼ 3
Big Ten Conference

Event	Scrd As	Athlete	Yr	Scored Mark	Date	Pl. Pts.	Bonus	TOTAL
Scored bests come from CURRENT season								
▶ SP	14	Kelsey CARD	SO	16.85m	55-3¾	3/1/13	2	0.00 2.00
▶ WT	9	Taylor SMITH	SR	21.50m	70-6¾	2/22/13	7	0.58 7.58
▶ PENT	11	Jessica FLAX	SR	4,078		2/22/13	5	0.26 5.26
▶ PENT	16	Deanna LATHAM	SO	4,024		2/1/13	1.25	0.00 1.25
Team Total								16.09

46  **Oklahoma State** ▼ 9
Big 12 Conference

Event	Scrd As	Athlete	Yr	Scored Mark	Date	Pl. Pts.	Bonus	TOTAL
Scored bests come from CURRENT season								
▶ 800m	4	Natalja PILIUSINA	JR	2:04.35		1/25/13	14	1.89 15.89
Team Total								15.89

"Scrd As", short for "Scored As", Standing used for place points portion of performance's score combining preseason data (when applied) to current season data

Numbers in BLACK are both the performance's actual NCAA rank AND "scored as" rank Numbers in RED indicate actual NCAA rank does not exist or is worse than "scored as" rank Numbers in BLUE indicate actual NCAA rank is better than "scored as" rank


USTFCCCA Non-Member Non-Member Schools Will NOT be ranked, beginning Week 2




2013 Indoor Track & Field, Week #7

Only those who score >0.01 pts are shown
D denotes multiple-event rule in affect


WOMEN

47  **Akron** ▲ 24
Mid-American Conference


Event	Scrd As	Athlete	Yr	Scored Mark	Date	Pl. Pts.	Bonus	TOTAL
Scored bests come from CURRENT season								
▶ WT	5	Brittany FUNK	SO	21.61m	70-10%	3/2/13	12	0.89 12.89
▶ WT	13	Alexis COOKS	FR	21.02m	68-11%	2/1/13	3	0.00 3.00
Team Total								15.89

48  **Memphis** ▼ 5
Conference USA


Event	Scrd As	Athlete	Yr	Scored Mark	Date	Pl. Pts.	Bonus	TOTAL
Scored bests come from CURRENT season								
▶ PENT	4	Xenia RAHN	SO	4,191		1/25/13	14	1.70 15.70
Team Total								15.70

49  **Connecticut** ▼ 19
BIG EAST Conference


Event	Scrd As	Athlete	Yr	Scored Mark	Date	Pl. Pts.	Bonus	TOTAL
Scored bests come from CURRENT season								
▶ 3000m	16	Lindsay CREVOISERAT	SO	9:09.48		3/1/13	1.25	0.35 1.60
▶ DMR	8	Mania, Emerson, Groff, Crevoiserat		11:02.05		3/1/13	6	1.37 7.37
▶ WT	10	Victoria FLOWERS	SR	21.34m	70-¾	2/16/13	6	0.13 6.13
Team Total								15.09

50  **Missouri** ▼ 1
Southeastern Conference


Event	Scrd As	Athlete	Yr	Scored Mark	Date	Pl. Pts.	Bonus	TOTAL
Scored bests come from CURRENT season								
▶ Mile	6	Laura ROXBERG	SR	4:34.59 OT		2/8/13	10	1.40 11.40
▶ SP	13	Kearsten PEOPLES	SO	16.87m	55-4¾	12/7/12	3	0.00 3.00
Team Total								14.40

51  **South Dakota** ▲ 1
The Summit League


Event	Scrd As	Athlete	Yr	Scored Mark	Date	Pl. Pts.	Bonus	TOTAL
Scored bests come from CURRENT season								
▶ PV	5	Bethany BUELL	JR	4.41m	14-5¾	2/24/13	12	2.32 14.32
Team Total								14.32

52  **Virginia** ▲ 25
Atlantic Coast Conference


Event	Scrd As	Athlete	Yr	Scored Mark	Date	Pl. Pts.	Bonus	TOTAL
Scored bests come from CURRENT season								
▶ Mile	7	Vicky FOUHY	SR	4:34.87 OT		3/1/13	9	1.24 10.24
▶ TJ	12	Dallas ROSE	SR	12.97m	42-6¾	2/21/13	4	0.04 4.04
Team Total								14.28

53  **Boston College** ▲ 3
Atlantic Coast Conference

Event	Scrd As	Athlete	Yr	Scored Mark	Date	Pl. Pts.	Bonus	TOTAL
Scored bests come from CURRENT season								
▶ Mile	5	Jillian KING	SR	4:34.19		2/14/13	12	1.63 13.63
Team Total								13.63

54  **Harvard** ▲ 1
Ivy League

Event	Scrd As	Athlete	Yr	Scored Mark	Date	Pl. Pts.	Bonus	TOTAL
Scored bests come from CURRENT season								
▶ 800m	13	Erika VEIDIS	SO	2:05.70		3/1/13	3	0.45 3.45
▶ WT	15	Adabelle EKECHUKWU	JR	20.83m	68-4¾	2/23/13	1.5	0.00 1.50
▶ PENT	8	Martina SALANDER	FR	4,094		1/25/13	8	0.43 8.43
Team Total								13.38

55  **Idaho** ▼ 2
Western Athletic Conference

Event	Scrd As	Athlete	Yr	Scored Mark	Date	Pl. Pts.	Bonus	TOTAL
Scored bests come from CURRENT season								
▶ 3000m	5	Hannah KISER	JR	9:04.74 OT		2/8/13	12	1.17 13.17
Team Total								13.17


"Scrd As", short for "Scored As", Standing used for place points portion of performance's score combining preseason data (when applied) to current season data
Numbers in BLACK are both the performance's actual NCAA rank AND "scored as" rank Numbers in RED indicate actual NCAA rank does not exist or is worse than "scored as" rank Numbers in BLUE indicate actual NCAA rank is better than "scored as" rank




2013 Indoor Track & Field, Week #7

Only those who score >0.01 pts are shown
D denotes multiple-event rule in affect


WOMEN

56  **Maryland** ▼ 12
Atlantic Coast Conference


Event	Scrd As	Athlete	Yr	Scored Mark	Date	Pl. Pts.	Bonus	TOTAL
Scored bests come from CURRENT season								
HJ	14	Amber MELVILLE	SO	1.83m	6-0	2/8/13	2	0.00 2.00
PENT	7	Thea LAFOND	SO	4,111		2/21/13	9	0.61 9.61
Team Total								11.61

57  **Nebraska** ▼ 10
Big Ten Conference


Event	Scrd As	Athlete	Yr	Scored Mark	Date	Pl. Pts.	Bonus	TOTAL
Scored bests come from CURRENT season								
LJ	13	Mara GRIVA	SR	6.32m	20-9	2/22/13	3	0.04 3.04
TJ	8	Mara GRIVA	SR	13.09m	42-11½	2/22/13	8	0.44 8.44
Team Total								11.48

58  **BYU** ▲ 3
Mountain Pacific Sports Federation


Event	Scrd As	Athlete	Yr	Scored Mark	Date	Pl. Pts.	Bonus	TOTAL
Scored bests come from CURRENT season								
800m	6	Kelsey BROWN	JR	2:04.94 OT		1/25/13	10	1.19 11.19
Team Total								11.19

59  **Boise State** ▲ 46
Mountain West Conference


Event	Scrd As	Athlete	Yr	Scored Mark	Date	Pl. Pts.	Bonus	TOTAL
Scored bests come from CURRENT season								
5000m	7	Emma BATES	SO	15:50.78 OT		3/1/13	9	0.89 9.89
Team Total								9.89

60  **TCU** ▼ 2
Big 12 Conference


Event	Scrd As	Athlete	Yr	Scored Mark	Date	Pl. Pts.	Bonus	TOTAL
Scored bests come from CURRENT season								
60m	14	Chaniqua CORINEALDI	SR	7.34		2/22/13	2	0.24 2.24
LJ	9	Lorraine UGEN	JR	6.37m	20-10%	2/22/13	7	0.57 7.57
Team Total								9.81

61  **Eastern Illinois** ▲ 1
Ohio Valley Conference


Event	Scrd As	Athlete	Yr	Scored Mark	Date	Pl. Pts.	Bonus	TOTAL
Scored bests come from CURRENT season								
PV	7	Jade RIEBOLD	JR	4.27m	14-0	2/22/13	9	0.64 9.64
Team Total								9.64

62  **UTEP** ▼ 8
Conference USA


Event	Scrd As	Athlete	Yr	Scored Mark	Date	Pl. Pts.	Bonus	TOTAL
Scored bests come from CURRENT season								
H60m	7	Janice JACKSON	JR	8.17		2/23/13	9	0.64 9.64
Team Total								9.64

63  **Middle Tennessee** ▲ 44
Sun Belt Conference

Event	Scrd As	Athlete	Yr	Scored Mark	Date	Pl. Pts.	Bonus	TOTAL
Scored bests come from CURRENT season								
HJ	8	Ann DUDLEY	SR	1.87m	6-1½	2/24/13	8	0.91 8.91
Team Total								8.91

64  **Syracuse** ▼ 5
BIG EAST Conference

Event	Scrd As	Athlete	Yr	Scored Mark	Date	Pl. Pts.	Bonus	TOTAL
Scored bests come from CURRENT season								
3000m	8	Lauren PENNEY	SR	9:06.32 OT		2/8/13	8	0.83 8.83
Team Total								8.83

65  **Portland State** ▲ 1
Big Sky Conference

Event	Scrd As	Athlete	Yr	Scored Mark	Date	Pl. Pts.	Bonus	TOTAL
Scored bests come from CURRENT season								
60m	8	Geronne BLACK	SR	7.29cA 7.27		2/8/13	8	0.74 8.74
Team Total								8.74


"Scrd As", short for "Scored As", Standing used for place points portion of performance's score combining preseason data (when applied) to current season data
 Numbers in BLACK are both the performance's actual NCAA rank AND "scored as" rank Numbers in RED indicate actual NCAA rank does not exist or is worse than "scored as" rank Numbers in BLUE indicate actual NCAA rank is better than "scored as" rank
USTFCCCA Non-Member Non-Member Schools Will NOT be ranked, beginning Week 2




2013 Indoor Track & Field, Week #7

Only those who score >0.01 pts are shown
D denotes multiple-event rule in affect


WOMEN

66  **Arkansas State** ▲44
Sun Belt Conference


Event	Scrd As	Athlete	Yr	Scored Mark	Date	Pl. Pts.	Bonus	TOTAL
Scored bests come from CURRENT season								
▶ 200m	11	Sharika NELVIS	JR	23.38cf 23.74	2/24/13	5	0.52	5.52
▶ LJ	13	Sharika NELVIS	JR	6.32m 20-9	2/24/13	3	0.04	3.04
Team Total								8.56

67  **Cincinnati** unch
BIG EAST Conference


Event	Scrd As	Athlete	Yr	Scored Mark	Date	Pl. Pts.	Bonus	TOTAL
Scored bests come from CURRENT season								
▶ PV	8	MacKenzie FIELDS	SR	4.25m 13-11½	2/16/13	8	0.44	8.44
Team Total								8.44

68  **New Mexico** ▼ 8
Mountain West Conference


Event	Scrd As	Athlete	Yr	Scored Mark	Date	Pl. Pts.	Bonus	TOTAL
Scored bests come from CURRENT season								
▶ 3000m	9	Josephine MOULTRIE	SR	9:06.35 OT	1/25/13	7	0.82	7.82
Team Total								7.82

69  **Fresno State** ▼ 4
Mountain West Conference


Event	Scrd As	Athlete	Yr	Scored Mark	Date	Pl. Pts.	Bonus	TOTAL
Scored bests come from CURRENT season								
▶ LJ	9	Je'Nia SEARS	SO	6.37m 20-10%	2/17/13	7	0.57	7.57
Team Total								7.57

70  **Mississippi** ▼ 2
Southeastern Conference


Event	Scrd As	Athlete	Yr	Scored Mark	Date	Pl. Pts.	Bonus	TOTAL
Scored bests come from CURRENT season								
▶ 60m	9	Asia COOPER		7.31cA 7.29	2/8/13	7	0.54	7.54
Team Total								7.54

71  **Kansas State** ▼ 1
Big 12 Conference


Event	Scrd As	Athlete	Yr	Scored Mark	Date	Pl. Pts.	Bonus	TOTAL
Scored bests come from CURRENT season								
▶ PENT	9	Merryl MBENG	JR	4,090	2/22/13	7	0.39	7.39
Team Total								7.39

72  **Tennessee** ▲12
Southeastern Conference


Event	Scrd As	Athlete	Yr	Scored Mark	Date	Pl. Pts.	Bonus	TOTAL
Scored bests come from CURRENT season								
▶ 800m	15	Nijgia SNAPP	SR	2:05.97	2/22/13	1.5	0.29	1.79
▶ PV	11	Linda HADFIELD	JR	4.24m 13-11	3/2/13	5	0.33	5.33
Team Total								7.13

73  **Utah** ▼ 4
Mountain Pacific Sports Federation

Event	Scrd As	Athlete	Yr	Scored Mark	Date	Pl. Pts.	Bonus	TOTAL
Scored bests come from CURRENT season								
▶ Mile	10	Amanda MERGAERT	SR	4:35.35 OT	2/8/13	6	0.96	6.96
Team Total								6.96

74  **Cornell** ▼11
Ivy League

Event	Scrd As	Athlete	Yr	Scored Mark	Date	Pl. Pts.	Bonus	TOTAL
Scored bests come from CURRENT season								
▶ 5000m	11	Rachel SORNA	JR	15:53.76	1/25/13	5	0.52	5.52
Team Total								5.52

75  **Ohio State** unch
Big Ten Conference

Event	Scrd As	Athlete	Yr	Scored Mark	Date	Pl. Pts.	Bonus	TOTAL
Scored bests come from CURRENT season								
▶ 200m	16	Aisha CAVIN	SO	23.52 OT	2/22/13	1.25	0.15	1.40
▶ WT	12	Alexis THOMAS	SR	21.13m 69-4	2/22/13	4	0.00	4.00
Team Total								5.40

"Scrd As", short for "Scored As", Standing used for place points portion of performance's score combining preseason data (when applied) to current season data

Numbers in BLACK are both the performance's actual NCAA rank AND "scored as" rank Numbers in RED indicate actual NCAA rank does not exist or is worse than "scored as" rank Numbers in BLUE indicate actual NCAA rank is better than "scored as" rank

USTFCCCA Non-Member Non-Member Schools Will NOT be ranked, beginning Week 2



2013 Indoor Track & Field, Week #7

Only those who score >0.01 pts are shown
D denotes multiple-event rule in affect

WOMEN

76 **Indiana** unch
Big Ten Conference

Event	Scrd As	Athlete	Yr	Scored Mark	Date	Pl. Pts.	Bonus	TOTAL
Scored bests come from CURRENT season								
SP	11	Kyla BUCKLEY	JR	16.90m	55-5½	2/22/13	5	0.00 5.00
Team Total								5.00

77 **Buffalo** ▼ 3
Mid-American Conference

Event	Scrd As	Athlete	Yr	Scored Mark	Date	Pl. Pts.	Bonus	TOTAL
Scored bests come from CURRENT season								
WT	11	Shant'e WHITE	SR	21.23m	69-8	2/22/13	5	0.00 5.00
Team Total								5.00

78 **Penn State** ▲ 5
Big Ten Conference

Event	Scrd As	Athlete	Yr	Scored Mark	Date	Pl. Pts.	Bonus	TOTAL
Scored bests come from CURRENT season								
200m	13	Mahagony JONES	JR	23.47 OT	2/22/13	3	0.28	3.28
TJ	16	Marlene RICKETTS	JR	12.92m	42-4¾	2/22/13	1.25	0.00 1.25
Team Total								4.53

79 **Hampton** ▲ 42
Mid-Eastern Athletic Conference

Event	Scrd As	Athlete	Yr	Scored Mark	Date	Pl. Pts.	Bonus	TOTAL
Scored bests come from CURRENT season								
800m	12	Benita TAYLOR	SR	2:05.67	3/1/13	4	0.47	4.47
Team Total								4.47

80 **Loyola-Chicago** ▲ 47
Horizon League

Event	Scrd As	Athlete	Yr	Scored Mark	Date	Pl. Pts.	Bonus	TOTAL
Scored bests come from CURRENT season								
5000m	12	Gina VALGOI	SR	15:54.37 OT	3/1/13	4	0.47	4.47
Team Total								4.47

81 **West Virginia** ▲ 27
Big 12 Conference

Event	Scrd As	Athlete	Yr	Scored Mark	Date	Pl. Pts.	Bonus	TOTAL
Scored bests come from CURRENT season								
Mile	12	Kelly WILLIAMS	FR	4:36.77	3/1/13	4	0.38	4.38
Team Total								4.38

82 **Auburn** ▼ 9
Southeastern Conference

Event	Scrd As	Athlete	Yr	Scored Mark	Date	Pl. Pts.	Bonus	TOTAL
Scored bests come from CURRENT season								
HJ	12	Maya PRESSLEY	SR	1.84m	6-½	3/1/13	4	0.00 4.00
Team Total								4.00

83 **Coastal Carolina** ▲ 23
Big South Conference

Event	Scrd As	Athlete	Yr	Scored Mark	Date	Pl. Pts.	Bonus	TOTAL
Scored bests come from CURRENT season								
200m	13	Erica PEAKE	SR	23.47	3/2/13	3	0.28	3.28
Team Total								3.28

84 **Southern California** ▼ 5
Pac-12 Conference

Event	Scrd As	Athlete	Yr	Scored Mark	Date	Pl. Pts.	Bonus	TOTAL
Scored bests come from CURRENT season								
TJ	13	Alitta BOYD	SR	12.95m	42-6	2/8/13	3	0.00 3.00
Team Total								3.00

85 **Maine** ▲ 41
America East Conference

Event	Scrd As	Athlete	Yr	Scored Mark	Date	Pl. Pts.	Bonus	TOTAL
Scored bests come from CURRENT season								
5000m	14	Corey CONNER	SR	15:55.60	3/1/13	2	0.39	2.39
Team Total								2.39


"Scrd As", short for "Scored As", Standing used for place points portion of performance's score combining preseason data (when applied) to current season data
Numbers in BLACK are both the performance's actual NCAA rank AND "scored as" rank Numbers in RED indicate actual NCAA rank does not exist or is worse than "scored as" rank Numbers in BLUE indicate actual NCAA rank is better than "scored as" rank




2013 Indoor Track & Field, Week #7

Only those who score >0.01 pts are shown
D denotes multiple-event rule in affect


WOMEN

86  **UMBC** ▲ 5
America East Conference


Event	Scrd As	Athlete	Yr	Scored Mark	Date	Pl. Pts.	Bonus	TOTAL
Scored bests come from CURRENT season								
▶ 60m	14	Mercedes JACKSON	SO	7.34	2/1/13	2	0.24	2.24
Team Total								2.24

88  **Vanderbilt** ▼ 6
Southeastern Conference


Event	Scrd As	Athlete	Yr	Scored Mark	Date	Pl. Pts.	Bonus	TOTAL	
Scored bests come from CURRENT season									
▶ HJ	14	Brionne WILLIAMS	JR	1.83m	6-0	1/25/13	2	0.00	2.00
Team Total								2.00	

87  **Washington** ▼37
Mountain Pacific Sports Federation


Event	Scrd As	Athlete	Yr	Scored Mark	Date	Pl. Pts.	Bonus	TOTAL
Scored bests come from CURRENT season								
▶ Mile	14	Christine BABCOCK	SR	4:37.57 OT	2/8/13	2	0.15	2.15
Team Total								2.15

92  **Eastern Michigan** ▼28
Mid-American Conference


Event	Scrd As	Athlete	Yr	Scored Mark	Date	Pl. Pts.	Bonus	TOTAL	
Scored bests come from CURRENT season									
▶ PV	15	Alysha NEWMAN	FR	4.23m	13-10%	2/22/13	1.5	0.23	1.73
Team Total								1.73	

88  **Georgia Tech** ▲ 1
Atlantic Coast Conference


Event	Scrd As	Athlete	Yr	Scored Mark	Date	Pl. Pts.	Bonus	TOTAL	
Scored bests come from CURRENT season									
▶ TJ	14	Julienne MCKEE	JR	12.94m	42-5%	1/12/13	2	0.00	2.00
Team Total								2.00	

92  **Tulane** ▼11
Conference USA


Event	Scrd As	Athlete	Yr	Scored Mark	Date	Pl. Pts.	Bonus	TOTAL	
Scored bests come from CURRENT season									
▶ PV	15	Merrit VAN METER	SO	4.23m	13-10%	2/8/13	1.5	0.23	1.73
Team Total								1.73	

88  **Jacksonville** unch
Atlantic Sun Conference


Event	Scrd As	Athlete	Yr	Scored Mark	Date	Pl. Pts.	Bonus	TOTAL
Scored bests come from CURRENT season								
▶ PENT	14	Charlene CHARLES	SR	4,049	2/2/13	2	0.00	2.00
Team Total								2.00

94  **North Carolina** ▼22
Atlantic Coast Conference

Event	Scrd As	Athlete	Yr	Scored Mark	Date	Pl. Pts.	Bonus	TOTAL	
Scored bests come from CURRENT season									
▶ LJ	15	Chrisawn WILLIAMS	SR	6.31m	20-8%	2/1/13	1.5	0.00	1.50
Team Total								1.50	

88  **Miami (Fla.)** ▼ 8
Atlantic Coast Conference

Event	Scrd As	Athlete	Yr	Scored Mark	Date	Pl. Pts.	Bonus	TOTAL	
Scored bests come from CURRENT season									
▶ TJ	14	Samantha WILLIAMS	SR	12.94m	42-5%	1/19/13	2	0.00	2.00
Team Total								2.00	

95  **Missouri State** ▼10
Missouri Valley Conference

Event	Scrd As	Athlete	Yr	Scored Mark	Date	Pl. Pts.	Bonus	TOTAL
Scored bests come from CURRENT season								
▶ 400m	16	Althia MAXIMILIEN	SO	53.06	3/1/13	1.25	0.00	1.25
Team Total								1.25

"Scrd As", short for "Scored As", Standing used for place points portion of performance's score combining preseason data (when applied) to current season data
 Numbers in BLACK are both the performance's actual NCAA rank AND "scored as" rank Numbers in RED indicate actual NCAA rank does not exist or is worse than "scored as" rank Numbers in BLUE indicate actual NCAA rank is better than "scored as" rank
 USTFCCCA Non-Member Non-Member Schools Will NOT be ranked, beginning Week 2