



USTFCCCA NCAA Division I National Team Computer Rankings

as of 1/13/2014 10:09:13 AM

2014 Indoor Track & Field, Preseason

Only those who score >0.01 pts are shown
D denotes multiple-event rule in affect

MEN

1



Arkansas

Southeastern Conference

unch

Event	Scrd As	Athlete	Yr	Scored Mark	Date	Pl. Pts.	Bonus	TOTAL	
Scored bests come from CURRENT season									
▶ 60	31	Omar MCLEOD	FR	6.73	1/10/14	0.04	0.12	0.16	
▶ 60H	13	Omar MCLEOD	FR	7.82	1/10/14	3	0.34	3.34	
Scored bests come from PRE-SEASON DATA									
▶ 400	12	Neil BRADDY	SR	46.53	3/1/13	4	0.43	4.43	
▶ 400	15	Eric JANISE	SO	46.67	2/22/13	1.5	0.34	1.84	
▶ 400	18	Travis SOUTHARD	SR	46.77	2/22/13	0.9	0.27	1.17	
▶ 800	1	Tomas SQUELLA	SO	1:46.76	3/1/13	20	2.31	22.31	
▶ 800	4	Patrick RONO	JR	1:47.66	2/8/13	14	1.51	15.51	
▶ 800	17	Ryan THOMAS	SO	1:49.25	2/22/13	1	0.34	1.34	
▶ Mile	27	Kemoy CAMPBELL	SR	4:00.98	1/25/13	0.125	0.14	0.26	
▶ Mile	32	Patrick RONO	JR	4:01.79	2/22/13	0.03	0.03	0.06	
▶ 3000	2	Kemoy CAMPBELL	SR	7:46.95	3/9/13	18	2.15	20.15	
▶ 3000	12	Stanley KEBENEI	SR	7:58.58	2/22/13	4	0.42	4.42	
▶ 3000	19	Solomon HAILE	SR	8:01.17	2/8/13	0.8	0.24	1.04	
▶ 5000	9	Stanley KEBENEI	SR	13:42.15	2/8/13	7	0.31	7.31	
▶ 4x400	1			3:03.50	3/9/13	20	2.89	22.89	
▶ DMR	8			9:30.22	3/1/13	6	1.12	7.12	
▶ HJ	7	Anthony MAY	SR	2.23m	7-3¼	3/9/13	9	1.06	10.06
▶ HJ	33	Noah KITTELSON	SR	2.14m	7-½	2/8/13	0.02	0.00	0.02
▶ PV	1	Andrew IRWIN	JR	5.70m	18-8¼	3/9/13	20	3.70	23.70
▶ PV	12	Kevin LAZAS	SR	5.41m	17-9	2/8/13	4	0.36	4.36
▶ LJ	2	Raymond HIGGS	SR	7.95m	26-1	1/11/13	18	2.11	20.11
▶ LJ	3	Jarrion LAWSON	SO	7.92m	26-0	3/9/13	16	1.88	17.88
▶ LJ	17	Kevin LAZAS	SR	7.55m	24-9¼	3/9/13	1	0.20	1.20
▶ TJ	5	Anthony MAY	SR	16.02m	52-6¼	2/22/13	12	1.50	13.50
▶ TJ	29	Raymond HIGGS	SR	15.40m	50-6¼	1/25/13	0.075	0.00	0.08
▶ HEPT	1	Kevin LAZAS	SR	6,175	3/9/13	20	3.29	23.29	
▶ HEPT	14	Nathanael FRANKS	JR	5,497	2/22/13	2	0.24	2.24	
▶ HEPT	17	Julius SOMMER	SO	5,449	2/22/13	1	0.13	1.13	
Team Total								230.88	

2



Florida

Southeastern Conference

unch

Event	Scrd As	Athlete	Yr	Scored Mark	Date	Pl. Pts.	Bonus	TOTAL	
Scored bests come from CURRENT season									
▶ 60	7	Antwan WRIGHT	SO	6.63	1/10/14	9	1.00	10.00	
▶ 200	7	Arman HALL	SO	20.80	1/10/14	9	0.96	9.96	
Scored bests come from PRE-SEASON DATA									
▶ 60	9	Hugh GRAHAM, JR.	JR	6.64	2/22/13	7	0.87	7.87	
▶ 200	4	Dedric DUKES	JR	20.70	3/9/13	14	1.31	15.31	
▶ 400	3	Hugh GRAHAM, JR.	JR	45.67	2/22/13	16	1.82	17.82	
▶ 400	6	Najee GLASS	SO	45.97	3/9/13	10	1.24	11.24	
▶ 400	14	Arman HALL	SO	46.61	2/1/13	D	2	0.37	2.37
▶ 400	41	Eric FUTCH	SO	47.17f (47.92)	1/18/13		0.03	0.03	
▶ 800	6	Sean OBINWA	SR	1:47.81	3/9/13	10	1.38	11.38	
▶ 60H	1	Eddie LOVETT	SR	7.50	3/9/13	20	3.78	23.78	
4x400	2			3:03.71	3/9/13	18	2.76	20.76	
▶ LJ	1	Marquis DENDY	JR	8.28m	27-2 3/9/13	20	4.62	24.62	
▶ TJ	1	Marquis DENDY	JR	16.25m	53-3¾ 2/22/13	20	2.66	22.66	
Team Total								177.79	

"Scrd As", short for "Scored As", Standing used for place points portion of performance's score combining preseason data (when applied) to current season data

Numbers in BLACK are both the performance's actual NCAA rank AND "scored as" rank Numbers in RED indicate actual NCAA rank does not exist or is worse than "scored as" rank Numbers in BLUE indicate actual NCAA rank is better than "scored as" rank

USTFCCCA Non-Member

Non-Member Schools Will NOT be ranked, beginning Week 2



USTFCCCA NCAA Division I National Team Computer Rankings

as of 1/13/2014 10:09:14 AM

2014 Indoor Track & Field, Preseason

Only those who score >0.01 pts are shown
D denotes multiple-event rule in affect

MEN

3



Oregon

Mountain Pacific Sports Federation

▲ 3

Event	Scrd As	Athlete	Yr	Scored Mark	Date	Pl. Pts.	Bonus	TOTAL
Scored bests come from PRE-SEASON DATA								
▶ 400	2	Mike BERRY	SR	45.64	3/9/13	18	1.87	19.87
▶ 800	2	Boru GUYOTA	SR	1:47.42	2/22/13	18	1.72	19.72
▶ Mile	6	Eric JENKINS	JR	3:58.11	1/25/13	D 10	1.12	3.12
▶ Mile	9	Brett JOHNSON	SR	3:58.62	2/8/13	7	0.90	7.90
▶ Mile	10	Mac FLEET	SR	3:58.90	3/1/13	6	0.79	6.79
▶ Mile	11	Jeremy ELKAIM	JR	3:59.18	2/22/13	D 5	0.67	2.67
▶ Mile	33	Boru GUYOTA	SR	4:02.05	2/8/13	0.02	0.00	0.02
▶ 3000	4	Eric JENKINS	JR	7:50.44	2/8/13	14	1.54	15.54
▶ 3000	5	Trevor DUNBAR	RS13	7:51.55	2/24/12	12	1.35	13.35
▶ 3000	10	Parker STINSON	RS13	7:55.60	2/24/12	6	0.75	6.75
▶ 5000	2	Trevor DUNBAR	RS13	13:36.86	2/10/12	18	0.45	18.45
▶ 5000	4	Parker STINSON	RS13	13:39.22	2/10/12	14	0.39	14.39
▶ 5000	5	Jeremy ELKAIM	JR	13:39.35	2/8/13	12	0.38	12.38
▶ 5000	29	Eric JENKINS	JR	14:04.56	12/1/12	0.075	0.00	0.08
▶ 60H	5	Johnathan CABRAL	JR	7.73	3/9/13	12	1.03	13.03
▶ 4x400	19			3:09.25	2/8/13	0.3	0.13	0.43
▶ DMR	16			9:31.91	3/1/13	0.6	0.77	1.37
▶ HEPT	8	Dakotah KEYS	SR	5,757	3/9/13	8	0.96	8.96
▶ HEPT	22	Blake KEMP	SO	5,394	2/22/13	0.5	0.00	0.50
Team Total								165.33

4



Wisconsin

Big Ten Conference

▼ 1

Event	Scrd As	Athlete	Yr	Scored Mark	Date	Pl. Pts.	Bonus	TOTAL
Scored bests come from PRE-SEASON DATA								
▶ 800	8	Austin MUDD	JR	1:48.24	2/8/13	D 8	1.00	3.00
▶ Mile	5	Austin MUDD	JR	3:57.93	3/9/13		12 1.19	13.19
▶ Mile	24	Alex HATZ	JR	4:00.65	2/8/13		0.3 0.22	0.52
▶ 3000	9	Mohammed AHMED	SR	7:55.13	2/22/13		7 0.81	7.81
▶ 5000	7	Mohammed AHMED	SR	13:40.43	2/8/13		9 0.35	9.35
▶ 5000	20	Brian LEUNG	SR	13:58.18	2/22/13		0.7 0.04	0.74
▶ 60H	16	Japheth CATO	SR	7.83	2/22/13		1.25 0.30	1.55
▶ DMR	13			9:31.43	3/1/13		0.9 0.87	1.77
▶ PV	16	Zach ZIEMEKE	JR	5.40m 17-8½	3/9/13		1.25 0.27	1.52
▶ PV	27	Japheth CATO	SR	5.30m 17-4½	3/9/13		0.125 0.00	0.13
▶ LJ	5	Japheth CATO	SR	7.85m 25-9½	2/22/13		12 1.35	13.35
▶ SP	7	Danny BLOCK	SR	20.00m 65-7½	3/9/13		9 1.66	10.66
▶ WT	27	Scott ERICKSON	JR	19.41m 63-8¾	2/15/13		0.125 0.00	0.13
▶ HEPT	2	Japheth CATO	SR	6,165	3/9/13		18 3.22	21.22
▶ HEPT	5	Zach ZIEMEKE	JR	5,937	3/9/13		12 1.77	13.77
Team Total								98.70

"Scrd As", short for "Scored As", Standing used for place points portion of performance's score combining preseason data (when applied) to current season data

Numbers in BLACK are both the performance's actual NCAA rank AND "scored as" rank Numbers in RED indicate actual NCAA rank does not exist or is worse than "scored as" rank Numbers in BLUE indicate actual NCAA rank is better than "scored as" rank

USTFCCCA Non-Member

Non-Member Schools Will NOT be ranked, beginning Week 2



USTFCCCA NCAA Division I National Team Computer Rankings

as of 1/13/2014 10:09:14 AM

2014 Indoor Track & Field, Preseason

Only those who score >0.01 pts are shown
D denotes multiple-event rule in affect

MEN

5



Texas A&M

Southeastern Conference

▼ 1

Event	Scrd As	Athlete	Yr	Scored Mark	Date	Pl. Pts.	Bonus	TOTAL
Scored bests come from CURRENT season								
▶ 200	19	Shavez HART	JR	21.03	12/7/13	0.8	0.29	1.09
Scored bests come from PRE-SEASON DATA								
▶ 60	9	Prezel HARDY, JR.	SR	6.64	1/12/13	7	0.87	7.87
▶ 60	16	Michael BRYAN	SR	6.69	1/12/13	1.25	0.32	1.57
▶ 200	6	Prezel HARDY, JR.	SR	20.78	1/12/13	10	1.02	11.02
▶ 200	9	Michael BRYAN	SR	20.87	2/22/13	7	0.75	7.75
▶ 200	14	Aldrich BAILEY, JR.	SO	21.00	1/12/13	2	0.37	2.37
▶ 400	1	Deon LENDORE	JR	45.15	2/22/13	20	2.84	22.84
▶ 400	22	Bralon TAPLIN	SR	46.85	2/9/13	0.5	0.22	0.72
▶ 400	35	Carlyle ROUDETTE	SR	47.09	2/22/13	0.01	0.08	0.09
▶ 400	39	Aldrich BAILEY, JR.	SO	47.16	2/1/13		0.03	0.03
▶ 800	23	Hector HERNANDEZ	SO	1:49.66	2/22/13	0.4	0.20	0.60
▶ 60H	2	Wayne DAVIS II	SR	7.59	3/9/13	18	2.68	20.68
▶ 4x400	3			3:04.18	2/22/13	16	2.48	18.48
▶ PV	24	Chase WOLFLE	SO	5.31m	17-5	0.3	0.00	0.30
▶ WT	14	Casey STRONG	SR	20.36m	66-9"	2	0.45	2.45
Team Total								97.85

6



Penn State

Big Ten Conference

▲ 3

Event	Scrd As	Athlete	Yr	Scored Mark		Date	Pl. Pts.	Bonus	TOTAL	
Scored bests come from CURRENT season										
▶ TJ	10	Steve WAITHE	JR	15.91m	52-2½	1/11/14	6	0.95	6.95	
Scored bests come from PRE-SEASON DATA										
▶ 400	21	Brandon BENNETT-GREEN	SR	46.82		2/22/13	0.6	0.24	0.84	
▶ 800	7	Brannon KIDDER	SO	1:48.17		1/12/13	9	1.06	10.06	
▶ 800	13	Za'Von WATKINS	SO	1:48.92		3/1/13	3	0.53	3.53	
▶ 800	14	Robby CREESE	JR	1:49.13		2/2/13	D	2	0.41	2.41
▶ 800	20	Ryan BRENNAN	JR	1:49.42		2/22/13	0.7	0.27	0.97	
▶ Mile	2	Robby CREESE	JR	3:57.11		2/8/13	18	1.53	19.53	
▶ Mile	14	Brannon KIDDER	SO	3:59.48		1/25/13	D	2	0.55	2.55
▶ 60H	28	Sancho BARRETT	JR	7.91		2/22/13	0.1	0.00	0.10	
▶ 4x400	12			3:08.03		2/2/13	1	0.59	1.59	
▶ DMR	1			9:26.60		3/1/13	20	1.87	21.87	
▶ HJ	21	Michael MCCLELLAND	JR	2.16m	7-1	1/12/13	0.6	0.02	0.62	
▶ HJ	27	Jon HENDERSHOT	SR	2.15m	7-½	1/5/13	0.125	0.00	0.13	
▶ TJ	22	Brian LEAP	JR	15.50m	50-10½	2/22/13	0.5	0.04	0.54	
▶ SP	25	Darrell HILL	JR	18.53m	60-9½	2/2/13	0.2	0.00	0.20	
▶ WT	6	Will BARR	SR	21.33m	69-11½	3/9/13	10	1.39	11.39	
Team Total									83.28	

7



Florida State

Atlantic Coast Conference

▲ 11

Event	Scrd As	Athlete	Yr	Scored Mark	Date	Pl. Pts.	Bonus	TOTAL
Scored bests come from PRE-SEASON DATA								
▶ 60	1	Dentarius LOCKE	SR	6.56	2/8/13	20	1.93	21.93
▶ 200	17	Dentarius LOCKE	SR	21.02	2/21/13	1	0.31	1.31
▶ 400	34	Alonzo RUSSELL	SR	47.06	2/8/13	0.015	0.09	0.11
▶ 3000	36	Jakub ZIVEC	JR	8:04.61	2/21/13		0.05	0.05
▶ 4x400	4			3:05.13	3/9/13	14	1.91	15.91
▶ HJ	4	James HARRIS	SR	2.26m	7-5	14	1.87	15.87
▶ HJ	33	Darius KING	TR	2.14m	7-¼	0.02	0.00	0.02
▶ LJ	7	Stefan BRITS	JR	7.80m	25-7½	9	1.07	10.07
▶ TJ	6	Jonathan REID	SR	15.98m	52-5¼	10	1.30	11.30
▶ TJ	33	Owen CAIN	SR	15.34m	50-4	0.02	0.00	0.02
Team Total								76.59

"Scrd As", short for "Scored As", Standing used for place points portion of performance's score combining preseason data (when applied) to current season data

Numbers in BLACK are both the performance's actual NCAA rank AND "scored as" rank Numbers in RED indicate actual NCAA rank does not exist or is worse than "scored as" rank Numbers in BLUE indicate actual NCAA rank is better than "scored as" rank

USTFCCCA Non-Member

Non-Member Schools Will NOT be ranked, beginning Week 2



2014 Indoor Track & Field, Preseason

Only those who score >0.01 pts are shown
D denotes multiple-event rule in affect

MEN

8



Nebraska

Big Ten Conference

▲ 24

Event	Scrd As	Athlete	Yr	Scored Mark	Date	Pl. Pts.	Bonus	TOTAL	
Scored bests come from PRE-SEASON DATA									
▶ 200	14	Dexter MCKENZIE	SR	21.00	2/1/13	2	0.37	2.37	
▶ 400	28	Ricco HALL	JR	46.99	2/1/13	0.1	0.14	0.24	
▶ 60H	6	Dapo AKINMOLADUN	SO	7.74	3/2/13	10	0.95	10.95	
▶ 60H	26	Miles UKAOMA	SR	7.90	2/9/13	0.15	0.03	0.18	
▶ 4x400	5			3:06.67	2/22/13	12	1.12	13.12	
▶ DMR	14			9:31.71	3/1/13	0.8	0.81	1.61	
▶ HJ	2	James WHITE	SR	2.27m	7-5½	1/11/13	18	2.21	20.21
▶ LJ	4	Patrick RAEDLER	JR	7.87m	25-10	2/22/13	14	1.50	15.50
▶ LJ	33	Nikita PANKINS	SO	7.41m	24-3¾	1/25/13	0.02	0.00	0.02
▶ TJ	16	Patrick RAEDLER	JR	15.72m	51-7	2/1/13	1.25	0.42	1.67
▶ SP	18	Chad WRIGHT	SR	18.86m	61-10½	2/22/13	0.9	0.18	1.08
Team Total								66.94	

9



Minnesota

Big Ten Conference

▲ 3

Event	Scrd As	Athlete	Yr	Scored Mark	Date	Pl. Pts.	Bonus	TOTAL	
Scored bests come from PRE-SEASON DATA									
▶ 400	41	Jacob CAPEK	SR	47.17	2/22/13		0.03	0.03	
▶ Mile	12	John SIMONS	SR	3:59.32	3/1/13	D	4	0.62	2.62
▶ 3000	11	John SIMONS	SR	7:55.93	2/22/13		5	0.72	5.72
▶ 5000	15	John SIMONS	SR	13:53.23	2/22/13		1.5	0.09	1.59
▶ 4x400	6			3:07.19	2/22/13		10	0.92	10.92
▶ DMR	5			9:29.22	3/1/13		12	1.33	13.33
▶ WT	4	Jon LEHMAN	SR	21.79m	71-6	2/22/13	14	2.01	16.01
▶ WT	12	Justin BARBER	JR	20.54m	67-4¾	2/8/13	4	0.58	4.58
Team Total								54.78	

10



Oklahoma State

Big 12 Conference

▼ 2

Event	Scrd As	Athlete	Yr	Scored Mark	Date	Pl. Pts.	Bonus	TOTAL	
Scored bests come from PRE-SEASON DATA									
▶ Mile	7	Kirubel ERASSA	SR	3:58.24	1/25/13	D	9	1.06	3.06
▶ Mile	14	Shane MOSKOWITZ	SR	3:59.48	1/25/13		2	0.55	2.55
▶ Mile	17	Chad NOELLE		3:59.57	2/8/13		1	0.52	1.52
▶ 3000	3	Kirubel ERASSA	SR	7:49.17	3/9/13		16	1.76	17.76
▶ 3000	34	Justin VILHAUER	JR	8:04.39	2/8/13	0.015	0.07	0.08	
▶ DMR	4			9:28.38	3/1/13		14	1.50	15.50
▶ WT	5	Nick MILLER	JR	21.48m	70-5¾	3/9/13	12	1.59	13.59
Team Total								54.07	

11



Mississippi State

Independent (DI)

▲ 1

Event	Scrd As	Athlete	Yr	Scored Mark		Date	Pl. Pts.	Bonus	TOTAL	
Scored bests come from PRE-SEASON DATA										
▶ 400	13	Brandon MCBRIDE	SO	46.57		3/1/13	D	3	0.40	2.40
▶ 800	5	Brandon MCBRIDE	SO	1:47.74		2/1/13		12	1.44	13.44
▶ 4x400	14			3:08.17		3/1/13		0.8	0.54	1.34
▶ HJ	1	Marcus JACKSON	SR	2.29m	7-6	3/9/13		20	2.87	22.87
▶ TJ	7	Jason HARPER	SR	15.97m	52-4¾	3/1/13		9	1.25	10.25
Team Total									50.29	

"Scrd As", short for "Scored As", Standing used for place points portion of performance's score combining preseason data (when applied) to current season data

Numbers in BLACK are both the performance's actual NCAA rank AND "scored as" rank Numbers in RED indicate actual NCAA rank does not exist or is worse than "scored as" rank Numbers in BLUE indicate actual NCAA rank is better than "scored as" rank

USTFCCCA Non-Member

Non-Member Schools Will NOT be ranked, beginning Week 2



USTFCCCA NCAA Division I National Team Computer Rankings

as of 1/13/2014 10:09:15 AM

2014 Indoor Track & Field, Preseason

Only those who score >0.01 pts are shown
D denotes multiple-event rule in affect

MEN

12



Illinois

Big Ten Conference

37

Event	Scrd As	Athlete	Yr	Scored Mark	Date	Pl. Pts.	Bonus	TOTAL
Scored bests come from PRE-SEASON DATA								
60	24	Brandon STRYGANEK	JR	6.71	2/22/13	0.3	0.20	0.50
200	17	Brandon STRYGANEK	JR	21.02	2/22/13	1	0.31	1.31
200	23	Stephon PAMILTON	SR	21.05	2/22/13	0.4	0.26	0.66
400	8	Stephon PAMILTON	SR	46.07	2/22/13	8	1.05	9.05
400	32	Juan GREEN	SO	47.03	2/22/13	0.03	0.11	0.14
60H	6	Vanier JOSEPH	SR	7.74	2/22/13	10	0.95	10.95
60H	20	Cam VINEY	SO	7.85	2/22/13	0.7	0.22	0.92
4x400	11			3:07.84	3/1/13	2	0.66	2.66
DMR	6			9:29.40	3/1/13	10	1.29	11.29
PV	16	Matthew BANE	JR	5.40m	17-8½	1.25	0.27	1.52
PV	27	Cody KLEIN	SR	5.30m	17-4½	0.125	0.00	0.13
WT	10	Davis FRAKER	JR	20.67m	67-9½	6	0.67	6.67
HEPT	13	Steve MONTE	SR	5,577	2/22/13	3	0.42	3.42
HEPT	19	Corey HAMMON	JR	5,433	2/22/13	0.8	0.09	0.89
Team Total								50.11

13



Georgia

Southeastern Conference

5

Event	Scrd As	Athlete	Yr	Scored Mark	Date	Pl. Pts.	Bonus	TOTAL
Scored bests come from PRE-SEASON DATA								
60	36	Keith MARSHALL	SO	6.75	2/8/13	0.03		0.03
200	29	Johnathan SMITH	SR	21.14	2/22/13	0.075	0.13	0.21
800	14	Charles GRETHEN	JR	1:49.13	2/22/13	2	0.41	2.41
SP	12	Nick VENA	JR	19.15m	62-10	4	0.46	4.46
SP	13	Caleb WHITENER	SR	19.13m	62-9½	3	0.44	3.44
SP	27	Ashinia MILLER	SO	18.42m	60-5½	0.125	0.00	0.13
HEPT	3	Garrett SCANTLING	JR	6,017	3/9/13	16	2.25	18.25
HEPT	4	Maicel UIBO	SO	5,975	3/9/13	14	1.97	15.97
HEPT	15	Devon WILLIAMS	SO	5,494	2/22/13	1.5	0.23	1.73
Team Total								46.63

14




Colorado

Mountain Pacific Sports Federation

Event	Scrd As	Athlete	Yr	Scored Mark		Date	Pl. Pts.	Bonus	TOTAL
Scored bests come from CURRENT season									
▶ HJ	14	Mark JONES	JR	2.19m	7-2¼	12/13/13	2	0.36	2.36
▶ WT	13	Alex KIZIRIAN	JR	20.47m	67-2	12/6/13	3	0.53	3.53
Scored bests come from PRE-SEASON DATA									
▶ Mile	29	Blake THEROUX	SR	4:01.64		2/22/13	0.075	0.05	0.12
▶ Mile	31	Connor WINTER	JR	4:01.69		2/22/13	0.04	0.04	0.08
▶ 5000	1	Joe BOSSHARD	SR	8:09.22		2/26/11	20	15.81	35.81
Team Total									41.90

15



Texas

Big 12 Conference

8

Event	Scrd As	Athlete	Yr	Scored Mark	Date	Pl. Pts.	Bonus	TOTAL
Scored bests come from PRE-SEASON DATA								
▶ 3000	13	Ryan DOHNER	SR	7:58.80	2/8/13	3	0.39	3.39
▶ 5000	14	Ryan DOHNER	SR	13:52.85	12/7/12	2	0.09	2.09
▶ DMR	15			9:31.82	1/25/13	0.7	0.79	1.49
▶ PV	33	Hayden CLARK	SR	5.27m	17-3½	0.02	0.00	0.02
▶ PV	34	Reese WATSON	SO	5.26m	17-3	0.015	0.00	0.01
▶ SP	1	Ryan CROUSER	RS13	20.29m	66-7	1/27/12	20	2.48
▶ SP	20	Will SPENCE	JR	18.82m	61-9	3/1/13	0.7	0.14
▶ HEPT	6	Johannes HOCK	SO	5,873	3/9/13	10	1.48	11.48
Team Total								41.80

16



Mississippi

Southeastern Conference

7

Event	Scrd As	Athlete	Yr	Scored Mark		Date	Pl. Pts.	Bonus	TOTAL
Scored bests come from CURRENT season									
▶ 60	22	Jalen MILLER	FR	6.70		12/6/13	0.5	0.25	0.75
▶ 60H	28	Robert SEMIEN	JR	7.91		12/6/13	0.1	0.00	0.10
▶ PV	2	Sam KENDRICKS	JR	5.61m	18-4¾	1/10/14	18	2.48	20.48
Scored bests come from PRE-SEASON DATA									
▶ 60	5	Michael GRANGER	RS13	6.61		3/10/12	12	1.27	13.27
▶ 200	28	Darryl BROWN	JR	21.13		3/2/13	0.1	0.15	0.25
▶ 400	26	Montez GRIFFIN	SR	46.98		2/22/13	0.15	0.14	0.29
▶ LJ	33	Phillip YOUNG		7.41m	24-3¾	2/21/13	0.02	0.00	0.02
▶ TJ	11	Phillip YOUNG		15.89m	52-1¾	2/8/13	5	0.86	5.86
Team Total									41.01

"Scrd As", short for "Scored As", Standing used for place points portion of performance's score combining preseason data (when applied) to current season data

Numbers in BLACK are both the performance's actual NCAA rank AND "scored as" rank Numbers in RED indicate actual NCAA rank does not exist or is worse than "scored as" rank Numbers in BLUE indicate actual NCAA rank is better than "scored as" rank

USTFCCCA Non-Member

Non-Member Schools Will NOT be ranked, beginning Week 2



USTFCCCA NCAA Division I National Team Computer Rankings

as of 1/13/2014 10:09:15 AM

2014 Indoor Track & Field, Preseason

Only those who score >0.01 pts are shown
D denotes multiple-event rule in affect

MEN

17



Arizona

Mountain Pacific Sports Federation

▼11

Event	Scrd As	Athlete	Yr	Scored Mark	Date	Pl. Pts.	Bonus	TOTAL
Scored bests come from PRE-SEASON DATA								
400	28	Sean DELFANI	SR	46.99A (46.88)	2/8/13	0.1	0.14	0.24
800	26	Lawi LALANG	SR	1:49.76	2/8/13	0.15	0.17	0.32
Mile	1	Lawi LALANG	SR	3:54.56	2/16/13	D	20	4.61
3000	1	Lawi LALANG	SR	7:42.79	1/25/13	20	2.88	22.88
HJ	6	Nick ROSS	RS13	2.24m 7-4½	1/27/12	10	1.29	11.29
TJ	29	Jovon CUNNINGHAM	JR	15.40m 50-6¾	1/25/13	0.075	0.00	0.08
TJ	31	Nick ROSS	RS13	15.35m 50-4¾	2/10/12	0.04	0.00	0.04
HEPT	25	Pau TONNESEN	JR	5,331	3/2/13	0.2	0.00	0.20
HEPT	31	Nick ROSS	RS13	5,269	1/27/12	0.04	0.00	0.04
Team Total								39.69

20



Stanford

Mountain Pacific Sports Federation

▲10

Event	Scrd As	Athlete	Yr	Scored Mark	Date	Pl. Pts.	Bonus	TOTAL
Scored bests come from PRE-SEASON DATA								
Mile	3	Michael ATCHOO	SR	3:57.14	2/22/13	16	1.52	17.52
3000	17	Michael ATCHOO	SR	8:00.73	2/8/13	1	0.27	1.27
5000	17	Erik OLSON	SR	13:54.55	2/8/13	1	0.08	1.08
5000	21	Joe ROSA	JR	13:58.74	2/22/13	0.6	0.04	0.64
5000	22	Jim ROSA	JR	13:59.76	2/22/13	0.5	0.03	0.53
DMR	3			9:28.25	3/1/13	16	1.53	17.53
Team Total								38.56

21



Arizona State

Mountain Pacific Sports Federation

▼5

Event	Scrd As	Athlete	Yr	Scored Mark	Date	Pl. Pts.	Bonus	TOTAL
Scored bests come from PRE-SEASON DATA								
60	16	Ryan MILUS	SR	6.69A (6.67)	2/8/13	1.25	0.32	1.57
200	19	Daveon COLLINS		21.03	2/21/13	0.8	0.29	1.09
Mile	22	Nick HAPPE	SR	4:00.30	2/22/13	0.5	0.32	0.82
3000	6	Nick HAPPE	SR	7:52.18	2/8/13	10	1.24	11.24
60H	23	William TAYLOR	JR	7.89A (7.87)	2/8/13	0.4	0.07	0.47
HJ	7	Bryan MCBRIDE	SR	2.23m 7-3¾	3/9/13	9	1.06	10.06
PV	6	Derick HINCH	SR	5.50m 18-½	3/9/13	10	1.18	11.18
Team Total								36.44

22



UTEP

Conference USA

▲25

Event	Scrd As	Athlete	Yr	Scored Mark	Date	Pl. Pts.	Bonus	TOTAL
Scored bests come from PRE-SEASON DATA								
60	26	Mark JACKSON	SR	6.72	2/23/13	0.15	0.16	0.31
Mile	4	Anthony ROTICH	JR	3:57.76A (4:03.06)	2/1/13	D	14	3.26
3000	7	Anthony ROTICH	JR	7:53.43	2/8/13	9	1.03	10.03
5000	3	Anthony ROTICH	JR	13:38.58	2/8/13	16	0.41	16.41
LJ	20	Mark JACKSON	SR	7.54m 24-9	2/23/13	0.7	0.17	0.87
TJ	12	Mark JACKSON	SR	15.86m 52-½	2/9/13	4	0.76	4.76
Team Total								35.64

18



Baylor

Big 12 Conference

▲14

Event	Scrd As	Athlete	Yr	Scored Mark	Date	Pl. Pts.	Bonus	TOTAL
Scored bests come from PRE-SEASON DATA								
200	5	Blake HERIOT	SR	20.77	2/22/13	12	1.05	13.05
400	24	Blake HERIOT	SR	46.94	2/22/13	0.3	0.17	0.47
4x400	10			3:07.59	3/9/13	4	0.76	4.76
LJ	23	Felix OBI	SO	7.50m 24-7¾	2/22/13	0.4	0.07	0.47
TJ	2	Felix OBI	SO	16.18m 53-1	2/22/13	18	2.31	20.31
Team Total								39.05

19



Virginia Tech

Atlantic Coast Conference

▼10

Event	Scrd As	Athlete	Yr	Scored Mark	Date	Pl. Pts.	Bonus	TOTAL
Scored bests come from PRE-SEASON DATA								
60	2	Darrell WESH	SR	6.57	3/9/13	18	1.80	19.80
60	26	Tadashi PINDER	SO	6.72	3/2/13	0.15	0.16	0.31
5000	23	Thomas CURTIN	JR	14:01.65	2/21/13	0.4	0.01	0.41
DMR	10			9:30.83	3/1/13	4	0.99	4.99
PV	12	Stephan MUNZ	SR	5.41m 17-9	2/21/13	4	0.36	4.36
WT	8	Tomas KRZULIAK	SO	21.15m 69-4¾	2/21/13	8	1.14	9.14
Team Total								39.02

"Scrd As", short for "Scored As", Standing used for place points portion of performance's score combining preseason data (when applied) to current season data

Numbers in BLACK are both the performance's actual NCAA rank AND "scored as" rank Numbers in RED indicate actual NCAA rank does not exist or is worse than "scored as" rank Numbers in BLUE indicate actual NCAA rank is better than "scored as" rank

USTFCCCA Non-Member

Non-Member Schools Will NOT be ranked, beginning Week 2



USTFCCCA NCAA Division I National Team Computer Rankings

as of 1/13/2014 10:09:16 AM

2014 Indoor Track & Field, Preseason

Only those who score >0.01 pts are shown
D denotes multiple-event rule in affect

MEN

23



Princeton Ivy League

▼ 2

Event	Scrd As	Athlete	Yr	Scored Mark	Date	Pl. Pts.	Bonus	TOTAL
Scored bests come from CURRENT season								
► LJ	11	Tom HOPKINS	SR	7.66m 25-1½	1/10/14	5	0.48	5.48
Scored bests come from PRE-SEASON DATA								
► 3000	33	Jonathan VITEZ	SR	8:04.38f (8:10.01)	2/9/13	0.02	0.07	0.09
► 60H	28	Robert MOHR	JR	7.91	2/9/13	0.1	0.00	0.10
► DMR	2			9:27.74	3/1/13	18	1.63	19.63
► LJ	17	Damon MCLEAN	SR	7.55m 24-9½	2/23/13	1	0.20	1.20
► TJ	9	Damon MCLEAN	SR	15.93m 52-3½	2/23/13	7	1.05	8.05
► TJ	22	Nana OWUSU-NYANTEKY	JR	15.50m 50-10½	2/9/13	0.5	0.04	0.54
Team Total								35.09

24



Alabama Southeastern Conference

▲ 8

Event	Scrd As	Athlete	Yr	Scored Mark	Date	Pl. Pts.	Bonus	TOTAL
Scored bests come from PRE-SEASON DATA								
► 60	31	Diondre BATSON	SR	6.73	2/9/13	0.04	0.12	0.16
► 200	8	Diondre BATSON	JR	20.81	2/22/13	8	0.93	8.93
► 200	30	Nick EFKAMP	JR	21.18	2/7/13	0.05	0.08	0.13
► 400	9	Nick EFKAMP	JR	46.25	2/22/13	7	0.78	7.78
► 4x400	21			3:09.72	2/22/13	0.1	0.04	0.14
► LJ	6	Kamal FULLER	SR	7.84m 25-8½	2/22/13	10	1.27	11.27
► TJ	31	Kamal FULLER	SR	15.35m 50-4½	1/19/13	0.04	0.00	0.04
► WT	11	Elias HAKANSSON	SO	20.58m 67-6½	3/1/13	5	0.61	5.61
Team Total								34.05

25



LSU Southeastern Conference

▼ 10

Event	Scrd As	Athlete	Yr	Scored Mark	Date	Pl. Pts.	Bonus	TOTAL
Scored bests come from PRE-SEASON DATA								
► 60	16	Aaron ERNEST	JR	6.69	2/1/13	1.25	0.32	1.57
► 200	3	Aaron ERNEST	JR	20.53	2/22/13	16	2.08	18.08
► 200	24	Nethaneel MITCHELL-BLAKE	SO	21.08	2/8/13	0.3	0.22	0.52
► 400	39	Darrell BUSH	SO	47.16	2/22/13		0.03	0.03
► 800	24	Quincy DOWNING	JR	1:49.70	3/1/13	0.3	0.19	0.49
► 60H	23	Joshua THOMPSON	JR	7.89	2/22/13	0.4	0.07	0.47
► 4x400	8			3:07.31	3/9/13	6	0.87	6.87
► PV	11	Andreas DUPLANTIS	JR	5.42m 17-9½	2/22/13	5	0.45	5.45
► PV	34	Jaora JOHNSON	SR	5.26m 17-3	2/8/13	0.015	0.00	0.01
Team Total								33.50

26



Akron Mid-American Conference

▲ 18

Event	Scrd As	Athlete	Yr	Scored Mark	Date	Pl. Pts.	Bonus	TOTAL
Scored bests come from CURRENT season								
► PV	20	Alex MCCUNE	JR	5.35m 17-6½	1/3/14	0.7	0.02	0.72
Scored bests come from PRE-SEASON DATA								
► 800	9	Gabriel GENOVESI	SR	1:48.31	3/1/13	7	0.94	7.94
► HJ	27	Martel DURANT	JR	2.15m 7-½	2/22/13	0.125	0.00	0.13
► PV	3	Shawn BARBER	SO	5.60m 18-4½	1/11/13	16	2.34	18.34
► PV	21	Shawn LIGHT	SR	5.34m 17-6½	3/2/13	0.6	0.00	0.60
► WT	31	Nicholas BANKE	SR	19.34m 63-5½	2/22/13	0.04	0.00	0.04
► HEPT	12	Alex MCCUNE	JR	5,607	2/22/13	4	0.49	4.49
► HEPT	27	Bryan JONES	SR	5,308	2/1/13	0.125	0.00	0.13
► HEPT	30	Bjorn JOHANSSON	SR	5,271	2/1/13	0.05	0.00	0.05
Team Total								32.43

"Scrd As", short for "Scored As", Standing used for place points portion of performance's score combining preseason data (when applied) to current season data

Numbers in BLACK are both the performance's actual NCAA rank AND "scored as" rank Numbers in RED indicate actual NCAA rank does not exist or is worse than "scored as" rank Numbers in BLUE indicate actual NCAA rank is better than "scored as" rank

USTFCCCA Non-Member

Non-Member Schools Will NOT be ranked, beginning Week 2



USTFCCCA NCAA Division I National Team Computer Rankings

as of 1/13/2014 10:09:16 AM

2014 Indoor Track & Field, Preseason

Only those who score >0.01 pts are shown
D denotes multiple-event rule in affect

MEN

27



Ohio State

Big Ten Conference

20

Event	Scrd As	Athlete	Yr	Scored Mark	Date	Pl. Pts.	Bonus	TOTAL
-------	---------	---------	----	-------------	------	----------	-------	-------

Scored bests come from CURRENT season

▶ 60H	3	Demoye BOGLE	SR	7.65	1/10/14	16	1.96	17.96
▶ 60H	6	Donovan ROBERTSON	FR	7.74	1/10/14	10	0.95	10.95

Scored bests come from PRE-SEASON DATA

▶ 200	19	Timothy FAUST	JR	21.03A (20.96)	2/8/13	0.8	0.29	1.09
▶ 4x400	17			3:08.31	3/1/13	0.5	0.48	0.98
▶ SP	30	JC MURASKY	SO	18.27m 59-11½	2/22/13	0.05	0.00	0.05
▶ WT	33	Joseph VELEZ	SO	19.30m 63-4	2/15/13	0.02	0.00	0.02
▶ HEPT	18	Cory KUNZE	SR	5,443	2/1/13	0.9	0.11	1.01

Team Total 32.06

28



Cornell

Ivy League

Event	Scrd As	Athlete	Yr	Scored Mark	Date	Pl. Pts.	Bonus	TOTAL
-------	---------	---------	----	-------------	------	----------	-------	-------

Scored bests come from CURRENT season

▶ WT	19	Bryan RHODES	SO	19.77m 64-10½	1/10/14	0.8	0.04	0.84
------	----	--------------	----	---------------	---------	-----	------	------

Scored bests come from PRE-SEASON DATA

▶ 200	30	Bruno HORTELANO-ROIG	SR	21.18	3/1/13	0.05	0.08	0.13
▶ HJ	2	Montez BLAIR	SR	2.27m 7-5½	1/19/13	18	2.21	20.21
▶ HJ	21	Tommy BUTLER	SR	2.16m 7-1	3/1/13	0.6	0.02	0.62
▶ HJ	21	Stephen AFADAPA	SO	2.16m 7-1	1/12/13	0.6	0.02	0.62
▶ SP	8	Stephen MOZIA	JR	19.89m 65-3¾	1/19/13	8	1.37	9.37

Team Total 31.78

29



UCLA

Mountain Pacific Sports Federation

20

Event	Scrd As	Athlete	Yr	Scored Mark	Date	Pl. Pts.	Bonus	TOTAL
-------	---------	---------	----	-------------	------	----------	-------	-------

Scored bests come from PRE-SEASON DATA

▶ 5000	13	Dustin FAY	JR	13:51.96	2/8/13	3	0.10	3.10
▶ 5000	19	Lane WERLEY	SO	13:57.08	2/22/13	0.8	0.05	0.85
▶ DMR	20			9:35.36	3/1/13	0.2	0.15	0.35
▶ PV	3	Michael WOEPSE	JR	5.60m 18-4½	2/8/13	16	2.34	18.34
▶ SP	21	Nicholas SCARVELIS	SO	18.69m 61-4	2/22/13	0.6	0.01	0.61
▶ HEPT	9	Marcus NILSSON	JR	5,670	2/22/13	7	0.63	7.63

Team Total 30.89

30



Pittsburgh

Atlantic Coast Conference


Event	Scrd As	Athlete	Yr	Scored Mark	Date	Pl. Pts.	Bonus	TOTAL
-------	---------	---------	----	-------------	------	----------	-------	-------

Scored bests come from PRE-SEASON DATA

▶ 200	16	Brycen SPRATLING	SR	21.01	1/25/13	1.25	0.34	1.59
▶ 200	22	Carvin NKANATA	SR	21.04	2/16/13	0.5	0.28	0.78
▶ 400	4	Brycen SPRATLING	SR	45.92	3/1/13	14	1.33	15.33
▶ 400	10	Carvin NKANATA	SR	46.31	2/8/13	6	0.70	6.70
▶ 400	28	Micah MURRAY	SR	46.99	2/16/13	0.1	0.14	0.24
▶ 4x400	9			3:07.32	2/16/13	5	0.87	5.87

Team Total 30.51

31



UT Arlington

Sun Belt Conference

9

Event	Scrd As	Athlete	Yr	Scored Mark	Date	Pl. Pts.	Bonus	TOTAL
-------	---------	---------	----	-------------	------	----------	-------	-------

Scored bests come from PRE-SEASON DATA

▶ 60	7	Clayton VAUGHN	SR	6.63	2/8/13	9	1.00	10.00
▶ 200	12	Clayton VAUGHN	SR	20.93A (20.86)	2/21/13	4	0.57	4.57
▶ SP	5	Bozidar ANTUNOVIC	SR	20.02m 65-8¾	2/21/13	12	1.71	13.71

Team Total 28.29

32



Purdue

Big Ten Conference

14

Event	Scrd As	Athlete	Yr	Scored Mark	Date	Pl. Pts.	Bonus	TOTAL
-------	---------	---------	----	-------------	------	----------	-------	-------

Scored bests come from CURRENT season

▶ SP	17	Chukwuebuka ENEKWECHI	SO	18.87m 61-11	1/11/14	1	0.19	1.19
▶ WT	1	Chukwuebuka ENEKWECHI	SO	22.25m 73-0	1/11/14	20	2.93	22.93

Scored bests come from PRE-SEASON DATA

▶ 60H	13	Brandon WINTERS	SR	7.82	2/22/13	3	0.34	3.34
▶ 4x400	22			3:09.73	2/22/13	0	0.04	0.04
▶ SP	23	Coy BLAIR	SO	18.58m 60-11½	2/16/13	0.4	0.00	0.40

Team Total 27.89

"Scrd As", short for "Scored As", Standing used for place points portion of performance's score combining preseason data (when applied) to current season data

Numbers in BLACK are both the performance's actual NCAA rank AND "scored as" rank Numbers in RED indicate actual NCAA rank does not exist or is worse than "scored as" rank Numbers in BLUE indicate actual NCAA rank is better than "scored as" rank

USTFCCCA Non-Member

Non-Member Schools Will NOT be ranked, beginning Week 2



USTFCCCA NCAA Division I National Team Computer Rankings

as of 1/13/2014 10:09:16 AM

2014 Indoor Track & Field, Preseason

Only those who score >0.01 pts are shown
D denotes multiple-event rule in affect

MEN

33



Villanova

BIG EAST Conference

▲11

Event	Scrd As	Athlete	Yr	Scored Mark	Date	Pl. Pts.	Bonus	TOTAL
Scored bests come from PRE-SEASON DATA								
800	10	Samuel ELLISON	SR	1:48.62	1/25/13	6	0.70	6.70
800	28	Christopher FITZSIMONS	SR	1:49.86	2/1/13	0.1	0.14	0.24
Mile	13	Robert DENAULT	JR	3:59.39	3/1/13	3	0.59	3.59
Mile	19	Jordan WILLIAMSZ	SO	4:00.12	2/8/13	0.8	0.37	1.17
3000	8	Sam MCENTEE	SR	7:54.34	2/8/13	8	0.90	8.90
3000	37	Jordan WILLIAMSZ	SO	8:04.77	2/16/13		0.04	0.04
DMR	9			9:30.47	3/1/13	5	1.07	6.07
Team Total								26.70

34



Notre Dame

Atlantic Coast Conference

▼2

Event	Scrd As	Athlete	Yr	Scored Mark	Date	Pl. Pts.	Bonus	TOTAL
Scored bests come from PRE-SEASON DATA								
400	4	Patrick FEENEY	SR	45.92	3/9/13	14	1.33	15.33
400	7	Christopher GIESTING	JR	46.05	3/1/13	9	1.09	10.09
4x400	16			3:08.28	2/16/13	0.6	0.49	1.09
Team Total								26.51

35



Michigan State

Big Ten Conference

▼10

Event	Scrd As	Athlete	Yr	Scored Mark	Date	Pl. Pts.	Bonus	TOTAL
Scored bests come from CURRENT season								
60	26	DeVantre WHITELOW	JR	6.72	1/10/14	0.15	0.16	0.31
SP	14	Antonio JAMES	JR	18.95m 62-2½	1/10/14	2	0.26	2.26
Scored bests come from PRE-SEASON DATA								
WT	1	Antonio JAMES	JR	22.25m 73-0	3/9/13	20	2.93	22.93
Team Total								25.50

36



Iowa State

Big 12 Conference

Event	Scrd As	Athlete	Yr	Scored Mark	Date	Pl. Pts.	Bonus	TOTAL
Scored bests come from CURRENT season								
HJ	16	Cameron OSTROWSKI	JR	2.18m 7-1¾	12/6/13	1.25	0.25	1.50
Scored bests come from PRE-SEASON DATA								
800	3	Edward KEMBOI	JR	1:47.43	1/26/13	16	1.71	17.71
800	12	Patrick PETERSON	SR	1:48.69	3/1/13	4	0.66	4.66
60H	16	Ryan SANDER	SR	7.83	2/22/13	1.25	0.30	1.55
Team Total								25.42

37



Clemson

Atlantic Coast Conference

▼12

Event	Scrd As	Athlete	Yr	Scored Mark	Date	Pl. Pts.	Bonus	TOTAL
Scored bests come from CURRENT season								
60	9	Tevin HESTER	SO	6.64	1/11/14	7	0.87	7.87
60H	23	Justin JOHNSON	SR	7.89	1/11/14	0.4	0.07	0.47
Scored bests come from PRE-SEASON DATA								
60	24	Reggie LEWIS	JR	6.71	1/11/13	0.3	0.20	0.50
200	37	Tevin HESTER	SO	21.21	2/21/13		0.03	0.03
HJ	4	Torian WARE	JR	2.26m 7-5	1/11/13	14	1.87	15.87
Team Total								24.75

38



New Mexico

Mountain West Conference

▲11

Event	Scrd As	Athlete	Yr	Scored Mark	Date	Pl. Pts.	Bonus	TOTAL
Scored bests come from CURRENT season								
5000	10	Adam BITCHELL	SR	13:44.70	12/13/13	6	0.24	6.24
Scored bests come from PRE-SEASON DATA								
800	21	Edwin HERRING	JR	1:49.50	3/1/13	0.6	0.24	0.84
Mile	18	Adam BITCHELL	SR	3:59.83A (4:05.17)	1/25/13	0.9	0.45	1.35
5000	6	Luke CALDWELL	SR	13:40.39	2/8/13	10	0.36	10.36
5000	30	Sean STAM	SR	14:05.07	2/8/13	0.05	0.00	0.05
DMR	21			9:36.98	3/1/13	0.1	0.00	0.10
LJ	12	Kendall SPENCER	SR	7.65m 25-1¼	3/1/13	4	0.46	4.46
Team Total								23.39

"Scrd As", short for "Scored As", Standing used for place points portion of performance's score combining preseason data (when applied) to current season data

Numbers in BLACK are both the performance's actual NCAA rank AND "scored as" rank Numbers in RED indicate actual NCAA rank does not exist or is worse than "scored as" rank Numbers in BLUE indicate actual NCAA rank is better than "scored as" rank

USTFCCCA Non-Member

Non-Member Schools Will NOT be ranked, beginning Week 2



USTFCCCA NCAA Division I National Team Computer Rankings

as of 1/13/2014 10:09:16 AM

2014 Indoor Track & Field, Preseason

Only those who score >0.01 pts are shown
D denotes multiple-event rule in affect

MEN

39



Kansas State

Big 12 Conference

▼ 7

Event	Scrd As	Athlete	Yr	Scored Mark	Date	Pl. Pts.	Bonus	TOTAL
Scored bests come from PRE-SEASON DATA								
▶ 60	22	Carlos RODRIGUEZ	JR	6.70	1/26/13	0.5	0.25	0.75
▶ 200	9	Carlos RODRIGUEZ	JR	20.87f (21.24)	1/19/13	7	0.75	7.75
▶ HJ	13	Zack RILEY	JR	2.20m 7-2½	1/11/13	3	0.47	3.47
▶ PV	7	Kyle WAIT	SR	5.45m 17-10½	3/1/13	9	0.72	9.72
▶ LJ	20	Jharyl BOWRY	SR	7.54m 24-9	2/22/13	0.7	0.17	0.87
▶ LJ	23	Ifeanyichukwu OTUONYE	SO	7.50m 24-7¼	2/22/13	0.4	0.07	0.47
▶ HEPT	34	Reinis KREGERS	SO	5,216	2/22/13	0.015	0.00	0.01
Team Total								23.05

40



Illinois State

Missouri Valley Conference

Event	Scrd As	Athlete	Yr	Scored Mark	Date	Pl. Pts.	Bonus	TOTAL
Scored bests come from CURRENT season								
▶ SP	1	Curtis JENSEN	SR	20.29m 66-7	12/6/13	20	2.48	22.48
▶ WT	23	Akil MILLS	JR	19.60m 64-3¾	12/6/13	0.4	0.00	0.40
Team Total								22.88

41



Jackson State

Southwestern Athletic Conference

▼ 16

Event	Scrd As	Athlete	Yr	Scored Mark	Date	Pl. Pts.	Bonus	TOTAL
Scored bests come from PRE-SEASON DATA								
▶ 60	31	Anaso JOBODWANA	JR	6.73	2/8/13	0.04	0.12	0.16
▶ 200	1	Anaso JOBODWANA	JR	20.47	3/9/13	20	2.36	22.36
Team Total								22.52

42



Louisiana Tech

Conference USA

▼ 10

Event	Scrd As	Athlete	Yr	Scored Mark	Date	Pl. Pts.	Bonus	TOTAL
Scored bests come from PRE-SEASON DATA								
▶ 60	16	Dennis RICHARDSON	SR	6.69	1/25/13	1.25	0.32	1.57
▶ 200	2	Trey HADNOT	SR	20.48	3/9/13	18	2.31	20.31
Team Total								21.88

43



Houston

American Athletic Conference

▼ 22

Event	Scrd As	Athlete	Yr	Scored Mark	Date	Pl. Pts.	Bonus	TOTAL
Scored bests come from CURRENT season								
▶ 60	3	Leshon COLLINS	SO	6.60	1/11/14	16	1.40	17.40
▶ 60	13	Cameron BURRELL	FR	6.67	1/11/14	3	0.49	3.49
Team Total								20.89

44



Tennessee

Southeastern Conference

▼ 4

Event	Scrd As	Athlete	Yr	Scored Mark	Date	Pl. Pts.	Bonus	TOTAL
Scored bests come from PRE-SEASON DATA								
▶ 60	34	Jamol JAMES	JR	6.74	2/22/13	0.015	0.07	0.09
▶ 200	35	Jarael NELVIS	SR	21.20	2/22/13	0.01	0.05	0.06
▶ 5000	33	Peter OKWERA	JR	14:07.22	2/8/13	0.02	0.00	0.02
▶ PV	3	Jake BLANKENSHIP	SO	5.60m 18-4½	3/9/13	16	2.34	18.34
▶ PV	16	Chase BRANNON	SR	5.40m 17-8½	2/1/13	1.25	0.27	1.52
▶ SP	24	Matthew HOTY	JR	18.56m 60-10¾	2/22/13	0.3	0.00	0.30
▶ SP	29	Tavis BAILEY	JR	18.29m 60-¼	1/25/13	0.075	0.00	0.08
▶ WT	22	Cameron BROWN	SO	19.62m 64-4¾	2/22/13	0.5	0.00	0.50
Team Total								20.90

45



Texas Tech

Big 12 Conference

▼ 40

Event	Scrd As	Athlete	Yr	Scored Mark	Date	Pl. Pts.	Bonus	TOTAL
Scored bests come from PRE-SEASON DATA								
▶ 4x400	20			3:09.55	2/22/13	0.2	0.07	0.27
▶ HJ	16	Jacorian DUFFIELD	JR	2.18m 7-1¾	1/12/13	1.25	0.25	1.50
▶ HJ	33	Bradley ADKINS	SO	2.14m 7-¼	1/18/13	0.02	0.00	0.02
▶ PV	12	Kyal MEYERS	SR	5.41m 17-9	2/8/13	4	0.36	4.36
▶ SP	5	Kole WELDON	JR	20.02m 65-8¼	3/9/13	12	1.71	13.71
Team Total								19.86

"Scrd As", short for "Scored As", Standing used for place points portion of performance's score combining preseason data (when applied) to current season data

Numbers in BLACK are both the performance's actual NCAA rank AND "scored as" rank Numbers in RED indicate actual NCAA rank does not exist or is worse than "scored as" rank Numbers in BLUE indicate actual NCAA rank is better than "scored as" rank

USTFCCCA Non-Member

Non-Member Schools Will NOT be ranked, beginning Week 2



2014 Indoor Track & Field, Preseason

Only those who score >0.01 pts are shown
D denotes multiple-event rule in affect

MEN

46



Arkansas State

Sun Belt Conference

Event	Scrd As	Athlete	Yr	Scored Mark	Date	Pl. Pts.	Bonus	TOTAL
Scored bests come from CURRENT season								
▶ SP	4	Richard CHAVEZ	JR	20.06m	65-9%	12/1/13	14 1.83	15.83
Scored bests come from PRE-SEASON DATA								
▶ 200	26	Joseph MEYER	SR	21.10f	(21.47)	2/24/13	0.15 0.19	0.34
▶ 400	19	Joseph MEYER	SR	46.79f	(47.53)	2/24/13	0.8 0.26	1.06
▶ WT	15	Chris NICASIO	SR	20.20m	66-3%	2/1/13	1.5 0.34	1.84
Team Total								19.07

47



Kent State

Mid-American Conference

Event	Scrd As	Athlete	Yr	Scored Mark	Date	Pl. Pts.	Bonus	TOTAL
Scored bests come from CURRENT season								
▶ WT	3	Matthias TAYALA	SO	22.01m	72-2%	12/6/13	16 2.45	18.45
Scored bests come from PRE-SEASON DATA								
▶ HEPT	32	Kyle TYWON	JR	5,238		2/1/13	0.03 0.00	0.03
Team Total								18.48

48



California

Mountain Pacific Sports Federation

Event	Scrd As	Athlete	Yr	Scored Mark	Date	Pl. Pts.	Bonus	TOTAL
Scored bests come from PRE-SEASON DATA								
▶ 3000	30	Collin JARVIS	SR	8:03.62		1/25/13	0.05 0.11	0.16
▶ 5000	18	Collin JARVIS	SR	13:56.09		2/22/13	0.9 0.06	0.96
▶ 60H	9	Milan RISTIC	JR	7.75		2/8/13	7 0.87	7.87
▶ HJ	12	Nick RIDGE	SR	2.21m	7-3	2/22/13	4 0.61	4.61
▶ LJ	13	Jonte GRANT	RS13	7.63m	25-½	2/24/12	3 0.40	3.40
▶ LJ	22	Hammed SULEMAN	SR	7.52m	24-8%	2/8/13	0.5 0.12	0.62
▶ TJ	27	Hammed SULEMAN	SR	15.43m	50-7%	2/22/13	0.125 0.00	0.13
▶ WT	20	Derek WHITE	SR	19.69m	64-7%	2/22/13	0.7 0.00	0.70
Team Total								18.45

49



Missouri

Southeastern Conference

▼ 5

Event	Scrd As	Athlete	Yr	Scored Mark	Date	Pl. Pts.	Bonus	TOTAL
Scored bests come from PRE-SEASON DATA								
▶ 60	3	Markesh WOODSON	SO	6.60		2/22/13	16 1.40	17.40
▶ TJ	20	Jonathon ILORI	JR	15.53m	50-11%	2/15/13	0.7 0.10	0.80
▶ TJ	34	Tony CARODINE	SO	15.32m	50-3%	1/25/13	0.015 0.00	0.01
▶ WT	28	Brian DUNCAN	SR	19.37m	63-6%	2/22/13	0.1 0.00	0.10
Team Total								18.31

50



Wyoming

Mountain West Conference

Event	Scrd As	Athlete	Yr	Scored Mark	Date	Pl. Pts.	Bonus	TOTAL
Scored bests come from CURRENT season								
▶ SP	3	Mason FINLEY	SR	20.12m	66-¾	12/6/13	16 2.00	18.00
Team Total								18.00

51



Prairie View A&M

Southwestern Athletic Conference

Event	Scrd As	Athlete	Yr	Scored Mark	Date	Pl. Pts.	Bonus	TOTAL
Scored bests come from PRE-SEASON DATA								
▶ HJ	33	Pierre SHEPHERD	SR	2.14m	7-¾	1/5/13	0.02 0.00	0.02
▶ TJ	3	Preston WOODARD	SR	16.06m	52-8%	3/1/13	16 1.70	17.70
Team Total								17.72

52



Indiana State

Missouri Valley Conference

▼ 22

Event	Scrd As	Athlete	Yr	Scored Mark	Date	Pl. Pts.	Bonus	TOTAL
Scored bests come from PRE-SEASON DATA								
▶ 60H	4	Greggmar SWIFT	SR	7.67		2/23/13	14 1.72	15.72
▶ LJ	25	Maurice LYKE	SR	7.49m	24-7	2/23/13	0.2 0.04	0.24
▶ WT	21	Chris FIELDS	SR	19.63m	64-5	2/1/13	0.6 0.00	0.60
▶ HEPT	21	Robert WEBB	SR	5,429		2/23/13	0.6 0.08	0.68
Team Total								17.24

"Scrd As", short for "Scored As", Standing used for place points portion of performance's score combining preseason data (when applied) to current season data

Numbers in BLACK are both the performance's actual NCAA rank AND "scored as" rank Numbers in RED indicate actual NCAA rank does not exist or is worse than "scored as" rank Numbers in BLUE indicate actual NCAA rank is better than "scored as" rank

USTFCCCA Non-Member

Non-Member Schools Will NOT be ranked, beginning Week 2



USTFCCCA NCAA Division I National Team Computer Rankings

as of 1/13/2014 10:09:17 AM

2014 Indoor Track & Field, Preseason

Only those who score >0.01 pts are shown
D denotes multiple-event rule in affect

MEN

53



Kennesaw State Atlantic Sun Conference

Event	Scrd As	Athlete	Yr	Scored Mark	Date	Pl. Pts.	Bonus	TOTAL
Scored bests come from CURRENT season								
► LJ	29	Andre DORSEY	JR	7.45m	24-5½	1/10/14	0.075	0.00 0.08
Scored bests come from PRE-SEASON DATA								
► HJ	16	Andre DORSEY	JR	2.18m	7-1¼	2/22/13	1.25	0.25 1.50
► LJ	32	Rasmus ROOKS	JR	7.42m	24-4¼	2/22/13	0.03	0.00 0.03
► TJ	4	Andre DORSEY	JR	16.04m	52-7½	2/22/13	14	1.60 15.60
Team Total								17.20

54



Tulsa Conference USA

▼14

Event	Scrd As	Athlete	Yr	Scored Mark	Date	Pl. Pts.	Bonus	TOTAL
Scored bests come from CURRENT season								
► 200	13	Bryce ROBINSON	SO	20.94	1/10/14	3	0.54	3.54
Scored bests come from PRE-SEASON DATA								
► 60	5	Bryce ROBINSON	SO	6.61	2/1/13	12	1.27	13.27
Team Total								16.81

55



Michigan Big Ten Conference

Event	Scrd As	Athlete	Yr	Scored Mark	Date	Pl. Pts.	Bonus	TOTAL
Scored bests come from PRE-SEASON DATA								
► 400	28	Ali ARASTU	SR	46.99	2/22/13	0.1	0.14	0.24
► 60H	32	Herman WASHINGTON	SR	7.93	2/22/13	0.03	0.00	0.03
► HJ	33	Bradley JAMES	SR	2.14m	7-¾	2/22/13	0.02	0.00 0.02
► SP	11	Cody RIFFLE	JR	19.25m	63-2	1/26/13	5	0.56 5.56
► WT	7	Ethan DENNIS	SR	21.20m	69-6¾	1/26/13	9	1.21 10.21
Team Total								16.06

56



BYU Mountain Pacific Sports Federation

Event	Scrd As	Athlete	Yr	Scored Mark	Date	Pl. Pts.	Bonus	TOTAL
Scored bests come from CURRENT season								
► HEPT	16	Chase DALTON	SR	5,489	1/9/14	1.25	0.22	1.47
Scored bests come from PRE-SEASON DATA								
► 3000	21	Jared WARD	SR	8:01.87	1/25/13	0.6	0.20	0.80
► 5000	8	Jared WARD	SR	13:41.97	2/8/13	8	0.31	8.31
► 5000	11	Tylor THATCHER	SR	13:45.43	2/8/13	5	0.22	5.22
► HJ	27	Dakota JOHN	SR	2.15m	7-¾	2/1/13	0.125	0.00 0.13
Team Total								15.92

57



Northern Arizona Big Sky Conference

▼41

Event	Scrd As	Athlete	Yr	Scored Mark	Date	Pl. Pts.	Bonus	TOTAL
Scored bests come from PRE-SEASON DATA								
► 800	29	Brian SHRADER	JR	1:49.93A (1:51.16)	1/12/13	0.075	0.12	0.20
► Mile	16	Brian SHRADER	JR	3:59.52A (4:08.55)	2/14/13	1.25	0.53	1.78
► Mile	23	Nathan WEITZ	SO	4:00.45A (4:05.81)	1/25/13	0.4	0.28	0.68
► 3000	15	Brian SHRADER	JR	8:00.14	2/8/13	1.5	0.30	1.80
► HJ	9	Deante KEMPER	JR	2.22m	7-3¼	2/8/13	7	0.84 7.84
Team Total								12.29

58



Iona Metro Atlantic Athletic Conference

Event	Scrd As	Athlete	Yr	Scored Mark	Date	Pl. Pts.	Bonus	TOTAL
Scored bests come from PRE-SEASON DATA								
► Mile	8	Matthew GILLESPIE	SR	3:58.55	1/25/13	8	0.93	8.93
► 3000	18	Matthew GILLESPIE	SR	8:00.99	2/8/13	0.9	0.25	1.15
► 3000	24	Daniel CLORLEY	SR	8:02.15	3/1/13	0.3	0.19	0.49
► 5000	32	Andrew KOWALSKY	JR	14:06.91	3/1/13	0.03	0.00	0.03
Team Total								10.61

"Scrd As", short for "Scored As", Standing used for place points portion of performance's score combining preseason data (when applied) to current season data

Numbers in BLACK are both the performance's actual NCAA rank AND "scored as" rank Numbers in RED indicate actual NCAA rank does not exist or is worse than "scored as" rank Numbers in BLUE indicate actual NCAA rank is better than "scored as" rank

USTFCCCA Non-Member

Non-Member Schools Will NOT be ranked, beginning Week 2



USTFCCCA NCAA Division I National Team Computer Rankings

as of 1/13/2014 10:09:17 AM

2014 Indoor Track & Field, Preseason

Only those who score >0.01 pts are shown
D denotes multiple-event rule in affect

MEN

59



Auburn

Southeastern Conference

▼45

Event	Scrd As	Athlete	Yr	Scored Mark	Date	Pl. Pts.	Bonus	TOTAL	
Scored bests come from PRE-SEASON DATA									
▶ 60	16	Keenan BROCK	SR	6.69	2/1/13	1.25	0.32	1.57	
▶ 3000	25	Niklas BUHNER	SR	8:02.48	2/22/13	0.2	0.17	0.37	
▶ SP	9	Stephen SAENZ	SR	19.70m	64-7%	2/22/13	7	1.01	8.01
▶ WT	25	Stephen SAENZ	SR	19.49m	63-11%	2/22/13	0.2	0.00	0.20
Team Total								10.15	

60



North Dakota State

The Summit League

▼11

Event	Scrd As	Athlete	Yr	Scored Mark	Date	Pl. Pts.	Bonus	TOTAL
Scored bests come from PRE-SEASON DATA								
HEPT	7	Andy LILLEJORD	SR	5,793	3/9/13	9	1.12	10.12
Team Total								10.12

61



Oklahoma

Big 12 Conference

Event	Scrd As	Athlete	Yr	Scored Mark	Date	Pl. Pts.	Bonus	TOTAL	
Scored bests come from PRE-SEASON DATA									
▶ 3000	22	Ryan POLAND	JR	8:01.95	1/25/13	0.5	0.20	0.70	
▶ DMR	7			9:29.44	3/1/13	8	1.28	9.28	
▶ SP	32	Austin PERRY	SO	18.19m	59-8%	1/19/13	0.03	0.00	0.03
Team Total								10.01	

62



Eastern Illinois

Ohio Valley Conference

▼ 8

Event	Scrd As	Athlete	Yr	Scored Mark	Date	Pl. Pts.	Bonus	TOTAL	
Scored bests come from CURRENT season									
▶ 60	36	Jonathon BOEY	FR	6.75	12/6/13		0.03	0.03	
Scored bests come from PRE-SEASON DATA									
▶ 800	32	Bryce BASTING	JR	1:50.13	2/1/13	0.03	0.06	0.09	
▶ PV	7	Michael VIKEN	SR	5.45m	17-10%	3/1/13	9	0.72	9.72
Team Total								9.85	

63



Stephen F. Austin

Southland Conference

Event	Scrd As	Athlete	Yr	Scored Mark	Date	Pl. Pts.	Bonus	TOTAL
Scored bests come from PRE-SEASON DATA								
PV	7	Colton ROSS	JR	5.45m	17-10%	1/12/13	9	0.72
Team Total								9.72

64



Louisville

American Athletic Conference

Event	Scrd As	Athlete	Yr	Scored Mark		Date	Pl. Pts.	Bonus	TOTAL
Scored bests come from CURRENT season									
▶ LJ	27	Guillaume VICTORIN	JR	7.48m	24-6%	1/11/14	0.125	0.01	0.14
▶ TJ	8	Ben WILLIAMS	SO	15.96m	52-4%	12/13/13	8	1.20	9.20
▶ SP	33	Brad VIVACE	JR	18.18m	59-7%	12/13/13	0.02	0.00	0.02
Team Total								9.36	

65



Rutgers

American Athletic Conference

Event	Scrd As	Athlete	Yr	Scored Mark	Date	Pl. Pts.	Bonus	TOTAL
Scored bests come from CURRENT season								
LJ	8	Corey CRAWFORD	JR	7.79m	25-6%	12/7/13	8	1.02
Team Total								9.02

66



George Mason

Atlantic 10 Conference

▼12

Event	Scrd As	Athlete	Yr	Scored Mark	Date	Pl. Pts.	Bonus	TOTAL
Scored bests come from PRE-SEASON DATA								
▶ 200	33	Adrian VAUGHN	SR	21.19	3/1/13	0.02	0.06	0.08
▶ 4x400	7			3:07.29	2/8/13	8	0.88	8.88
Team Total								8.96

"Scrd As", short for "Scored As", Standing used for place points portion of performance's score combining preseason data (when applied) to current season data

Numbers in BLACK are both the performance's actual NCAA rank AND "scored as" rank Numbers in RED indicate actual NCAA rank does not exist or is worse than "scored as" rank Numbers in BLUE indicate actual NCAA rank is better than "scored as" rank

USTFCCCA Non-Member

Non-Member Schools Will NOT be ranked, beginning Week 2



2014 Indoor Track & Field, Preseason

Only those who score >0.01 pts are shown
D denotes multiple-event rule in affect

MEN

67



Duke

Atlantic Coast Conference

Event	Scrd As	Athlete	Yr	Scored Mark	Date	Pl. Pts.	Bonus	TOTAL
Scored bests come from PRE-SEASON DATA								
5000	25	Mike MOVERMAN	SR	14:02.63	2/21/13	0.2	0.00	0.20
HJ	9	Tanner ANDERSON	SR	2.22m 7-3¼	2/15/13	7	0.84	7.84
PV	24	Justin AMEZQUITA	SR	5.31m 17-5	2/21/13	0.3	0.00	0.30
HEPT	26	Ian ROCK	JR	5,323	2/21/13	0.15	0.00	0.15
Team Total								8.49

68



Southeast Missouri

Ohio Valley Conference

Event	Scrd As	Athlete	Yr	Scored Mark	Date	Pl. Pts.	Bonus	TOTAL
Scored bests come from CURRENT season								
LJ	30	Blake SMITH	JR	7.44m 24-5	12/7/13	0.05	0.00	0.05
TJ	24	Chris MARTIN	FR	15.49m 50-10	12/7/13	0.3	0.03	0.33
Scored bests come from PRE-SEASON DATA								
HJ	33	Reginald MILLER JR.	JR	2.14m 7-¼	1/18/13	0.02	0.00	0.02
LJ	9	Blake CARTER	SR	7.77m 25-6	2/15/13	7	0.92	7.92
Team Total								8.31

69



Western Kentucky

Sun Belt Conference

Event	Scrd As	Athlete	Yr	Scored Mark	Date	Pl. Pts.	Bonus	TOTAL
Scored bests come from PRE-SEASON DATA								
400	16	Elvyonn BAILEY	SR	46.70f (47.44)	2/24/13	1.25	0.32	1.57
400	22	Marcus WINSTEAD	SR	46.85f (47.59)	2/24/13	0.5	0.22	0.72
800	11	David MOKONE	SR	1:48.65	1/25/13	5	0.68	5.68
Team Total								7.97

70



Albany

America East Conference

Event	Scrd As	Athlete	Yr	Scored Mark	Date	Pl. Pts.	Bonus	TOTAL
Scored bests come from PRE-SEASON DATA								
HJ	9	Alexander BOWEN JR.	JR	2.22m 7-3¼	2/11/13	7	0.84	7.84
Team Total								7.84

71



Air Force

Mountain West Conference

Event	Scrd As	Athlete	Yr	Scored Mark	Date	Pl. Pts.	Bonus	TOTAL
Scored bests come from CURRENT season								
HJ	27	Kobi REX	JR	2.15m 7-½	1/11/14	0.125	0.00	0.13
Scored bests come from PRE-SEASON DATA								
800	29	Alexander LINDSAY	SR	1:49.93	3/1/13	0.075	0.12	0.20
DMR	19			9:34.51	3/1/13	0.3	0.27	0.57
PV	10	Joey UHLE	JR	5.43m 17-9¼	2/21/13	6	0.54	6.54
PV	23	Dylan BELL	SO	5.32m 17-5½	2/9/13	0.4	0.00	0.40
Team Total								7.83

72



Gardner-Webb

Big South Conference

Event	Scrd As	Athlete	Yr	Scored Mark	Date	Pl. Pts.	Bonus	TOTAL
Scored bests come from PRE-SEASON DATA								
WT	9	Alex YOUNG	SO	20.72m 67-11¼	2/21/13	7	0.71	7.71
Team Total								7.71

73



Wichita State

Missouri Valley Conference

Event	Scrd As	Athlete	Yr	Scored Mark	Date	Pl. Pts.	Bonus	TOTAL
Scored bests come from PRE-SEASON DATA								
HEPT	10	Austin BAHNER	SR	5,669	2/23/13	6	0.63	6.63
HEPT	22	Tobias BOESE	SR	5,394	2/23/13	0.5	0.00	0.50
Team Total								7.13

74



Georgia Tech

Atlantic Coast Conference

Event	Scrd As	Athlete	Yr	Scored Mark	Date	Pl. Pts.	Bonus	TOTAL
Scored bests come from PRE-SEASON DATA								
60	13	Broderick SNODDY	SO	6.67	2/8/13	3	0.49	3.49
TJ	13	Jonathan GARDNER	SR	15.82m 51-11	2/21/13	3	0.62	3.62
Team Total								7.12

"Scrd As", short for "Scored As", Standing used for place points portion of performance's score combining preseason data (when applied) to current season data

Numbers in BLACK are both the performance's actual NCAA rank AND "scored as" rank Numbers in RED indicate actual NCAA rank does not exist or is worse than "scored as" rank Numbers in BLUE indicate actual NCAA rank is better than "scored as" rank

USTFCCCA Non-Member

Non-Member Schools Will NOT be ranked, beginning Week 2



2014 Indoor Track & Field, Preseason

Only those who score >0.01 pts are shown
D denotes multiple-event rule in affect

MEN

75



Buffalo

Mid-American Conference

Event	Scrd As	Athlete	Yr	Scored Mark	Date	Pl. Pts.	Bonus	TOTAL
Scored bests come from PRE-SEASON DATA								
200	30	Miles LEWIS	SR	21.18f (21.56)	1/19/13	0.05	0.08	0.13
60H	32	Ryan BILLIAN	SO	7.93	2/22/13	0.03	0.00	0.03
SP	10	Jonathan JONES	SR	19.59m 64-3¼	2/22/13	6	0.89	6.89
Team Total								7.05

76



Georgetown

BIG EAST Conference

Event	Scrd As	Athlete	Yr	Scored Mark	Date	Pl. Pts.	Bonus	TOTAL
Scored bests come from PRE-SEASON DATA								
800	16	Billy LEDDER	JR	1:49.19	3/1/13	1.25	0.37	1.62
Mile	30	Andrew SPRINGER	SR	4:01.65	1/25/13	0.05	0.05	0.10
3000	38	Andrew SPRINGER	SR	8:04.80	3/1/13		0.04	0.04
5000	12	Andrew SPRINGER	SR	13:51.72	2/8/13	4	0.10	4.10
DMR	17			9:33.40	3/1/13	0.5	0.46	0.96
Team Total								6.82

77



Radford

Big South Conference

Event	Scrd As	Athlete	Yr	Scored Mark	Date	Pl. Pts.	Bonus	TOTAL
Scored bests come from PRE-SEASON DATA								
60H	10	Vincent WYATT	JR	7.76	1/18/13	6	0.79	6.79
Team Total								6.79

78



South Carolina

Southeastern Conference

Event	Scrd As	Athlete	Yr	Scored Mark	Date	Pl. Pts.	Bonus	TOTAL
Scored bests come from PRE-SEASON DATA								
60	12	Damiere BYRD	JR	6.66	1/25/13	4	0.61	4.61
60	26	Kendall KEE	JR	6.72	1/25/13	0.15	0.16	0.31
400	20	Clayton GRAVESANDE	SR	46.81	2/22/13	0.7	0.25	0.95
60H	20	Dondre ECHOLS	SO	7.85	2/2/13	0.7	0.22	0.92
Team Total								6.79

79



Montana

Big Sky Conference

Event	Scrd As	Athlete	Yr	Scored Mark	Date	Pl. Pts.	Bonus	TOTAL
Scored bests come from PRE-SEASON DATA								
LJ	17	Austin EMRY	SR	7.55m 24-9¼	2/22/13	1	0.20	1.20
HEPT	11	Austin EMRY	SR	5,651	12/7/12	5	0.59	5.59
Team Total								6.79

80



Eastern Michigan

Mid-American Conference

Event	Scrd As	Athlete	Yr	Scored Mark	Date	Pl. Pts.	Bonus	TOTAL
Scored bests come from CURRENT season								
PV	12	Max BABITS	SR	5.41m 17-9	1/10/14	4	0.36	4.36
HEPT	24	Solomon IJAH	SO	5,347	12/6/13	0.3	0.00	0.30
Scored bests come from PRE-SEASON DATA								
800	33	Grzegorz KALINOWSKI	SR	1:50.19f (1:51.76)	2/22/13	0.02	0.05	0.07
Mile	21	Grzegorz KALINOWSKI	SR	4:00.29	2/8/13	0.6	0.32	0.92
TJ	18	Donald SCOTT	JR	15.58m 51-1½	12/7/12	0.9	0.18	1.08
Team Total								6.73

81



Charleston Southern

Big South Conference

Event	Scrd As	Athlete	Yr	Scored Mark	Date	Pl. Pts.	Bonus	TOTAL
Scored bests come from PRE-SEASON DATA								
60	34	Rozzie JOHNSON	SR	6.74	1/19/13	0.015	0.07	0.09
LJ	10	Braxton DRUMMOND	JR	7.68m 25-2½	3/2/13	6	0.53	6.53
Team Total								6.62

82



Iowa

Big Ten Conference

Event	Scrd As	Athlete	Yr	Scored Mark	Date	Pl. Pts.	Bonus	TOTAL
Scored bests come from PRE-SEASON DATA								
200	33	Ethan HOLMES	SR	21.19f (21.57)	2/15/13	0.02	0.06	0.08
800	18	Nathan PROM	SR	1:49.29	2/7/13	0.9	0.32	1.22
60H	13	Ethan HOLMES	SR	7.82	3/2/13	3	0.34	3.34
TJ	17	Klyvens DELAUNAY	SO	15.63m 51-3¼	2/1/13	1	0.27	1.27
TJ	21	Babatunde AMOSU	JR	15.51m 50-10¾	2/22/13	0.6	0.06	0.66
Team Total								6.56

"Scrd As", short for "Scored As", Standing used for place points portion of performance's score combining preseason data (when applied) to current season data

Numbers in BLACK are both the performance's actual NCAA rank AND "scored as" rank Numbers in RED indicate actual NCAA rank does not exist or is worse than "scored as" rank Numbers in BLUE indicate actual NCAA rank is better than "scored as" rank

USTFCCCA Non-Member

Non-Member Schools Will NOT be ranked, beginning Week 2



2014 Indoor Track & Field, Preseason

Only those who score >0.01 pts are shown
D denotes multiple-event rule in affect

MEN

83



Syracuse

Atlantic Coast Conference

Event	Scrd As	Athlete	Yr	Scored Mark	Date	Pl. Pts.	Bonus	TOTAL
Scored bests come from PRE-SEASON DATA								
200	25	Jaquan HOLLAND	SR	21.09	3/1/13	0.2	0.21	0.41
3000	16	Martin HEHIR	JR	8:00.24	3/1/13	1.25	0.30	1.55
60H	12	Donald POLLITT	JR	7.79	2/16/13	4	0.56	4.56
Team Total								6.51

84



North Texas

Conference USA

Event	Scrd As	Athlete	Yr	Scored Mark	Date	Pl. Pts.	Bonus	TOTAL
Scored bests come from PRE-SEASON DATA								
200	26	Clinton COLLINS	SR	21.10f (21.47)	2/24/13	0.15	0.19	0.34
400	11	Clinton COLLINS	SR	46.50	2/7/13	5	0.46	5.46
Team Total								5.81

85



Colorado State

Mountain West Conference

Event	Scrd As	Athlete	Yr	Scored Mark	Date	Pl. Pts.	Bonus	TOTAL
Scored bests come from CURRENT season								
WT	33	Ken HARRIMAN	SR	19.30m 63-4	1/11/14	0.02	0.00	0.02
WT	33	Gunnar HAYNES	JR	19.30m 63-4	1/11/14	0.02	0.00	0.02
Scored bests come from PRE-SEASON DATA								
60H	11	Trevor BROWN	SR	7.77	2/21/13	5	0.72	5.72
Team Total								5.76

86



LIU Brooklyn

Northeast Conference

Event	Scrd As	Athlete	Yr	Scored Mark	Date	Pl. Pts.	Bonus	TOTAL
Scored bests come from PRE-SEASON DATA								
200	11	Brendon RODNEY	JR	20.90	3/1/13	5	0.66	5.66
Team Total								5.66

87



ETSU

Atlantic Sun Conference

Event	Scrd As	Athlete	Yr	Scored Mark	Date	Pl. Pts.	Bonus	TOTAL
Scored bests come from PRE-SEASON DATA								
60	15	Ifrish ALBERG	SR	6.68	2/22/13	1.5	0.41	1.91
LJ	16	Tyler STEPP	SR	7.61m 24-11½	3/2/13	1.25	0.35	1.60
Team Total								3.51

88



East Carolina

Conference USA

Event	Scrd As	Athlete	Yr	Scored Mark	Date	Pl. Pts.	Bonus	TOTAL
Scored bests come from CURRENT season								
HJ	27	Avion JONES	SO	2.15m 7-½	12/7/13	0.125	0.00	0.13
Scored bests come from PRE-SEASON DATA								
60	16	Torrance HUNT	SR	6.69	3/2/13	1.25	0.32	1.57
60H	18	Joseph SAMUELS	SR	7.84	1/25/13	0.9	0.26	1.16
HJ	21	Drew KANZ-O'SHEA	SR	2.16m 7-1	1/18/13	0.6	0.02	0.62
Team Total								3.48

89



Loyola-Chicago

Missouri Valley Conference

▼57

Event	Scrd As	Athlete	Yr	Scored Mark	Date	Pl. Pts.	Bonus	TOTAL
Scored bests come from PRE-SEASON DATA								
LJ	14	James MCLACHLAN	SR	7.62m 25-0	3/1/13	2	0.38	2.38
TJ	18	James MCLACHLAN	SR	15.58m 51-1½	2/1/13	0.9	0.18	1.08
Team Total								3.46

90



Indiana

Big Ten Conference

▼81

Event	Scrd As	Athlete	Yr	Scored Mark	Date	Pl. Pts.	Bonus	TOTAL
Scored bests come from PRE-SEASON DATA								
3000	31	Nolan FIFE	JR	8:04.06	2/8/13	0.04	0.08	0.12
DMR	11			9:31.11	3/1/13	2	0.93	2.93
Team Total								3.06

"Scrd As", short for "Scored As", Standing used for place points portion of performance's score combining preseason data (when applied) to current season data

Numbers in BLACK are both the performance's actual NCAA rank AND "scored as" rank Numbers in RED indicate actual NCAA rank does not exist or is worse than "scored as" rank Numbers in BLUE indicate actual NCAA rank is better than "scored as" rank

USTFCCCA Non-Member

Non-Member Schools Will NOT be ranked, beginning Week 2



2014 Indoor Track & Field, Preseason

Only those who score >0.01 pts are shown
D denotes multiple-event rule in affect

MEN

91



Kansas

Big 12 Conference

Event	Scrd As	Athlete	Yr	Scored Mark		Date	Pl. Pts.	Bonus	TOTAL
Scored bests come from PRE-SEASON DATA									
▶ 4x400	13			3:08.06		2/22/13	0.9	0.58	1.48
▶ HJ	21	Jonathan FULLER	JR	2.16m	7-1	12/6/12	0.6	0.02	0.62
▶ PV	24	Alex BISHOP	SR	5.31m	17-5	1/25/13	0.3	0.00	0.30
▶ PV	27	Greg LUPTON	JR	5.30m	17-4½	2/1/13	0.125	0.00	0.13
▶ PV	27	Casey BOWEN	JR	5.30m	17-4½	3/1/13	0.125	0.00	0.13
Team Total									2.65

92



Sam Houston State

Southland Conference

Event	Scrd As	Athlete	Yr	Scored Mark		Date	Pl. Pts.	Bonus	TOTAL
Scored bests come from PRE-SEASON DATA									
▶ LJ	28	Charles WHITE	SR	7.47m	24-6½	2/22/13	0.1	0.00	0.10
▶ TJ	14	Charles WHITE	SR	15.75m	51-8½	2/22/13	2	0.47	2.47
Team Total									2.57

93



Kentucky

Southeastern Conference

▼44

Event	Scrd As	Athlete	Yr	Scored Mark	Date	Pl. Pts.	Bonus	TOTAL	
Scored bests come from CURRENT season									
▶ 60	36	Kadeem KUSHIMO	JR	6.75	12/13/13		0.03	0.03	
Scored bests come from PRE-SEASON DATA									
▶ 800	24	Keffri NEAL	JR	1:49.70	3/1/13	0.3	0.19	0.49	
▶ Mile	20	Matt HILLENBRAND	SR	4:00.23	3/1/13	0.7	0.34	1.04	
▶ SP	19	Brad SZYPKA	JR	18.83m	61-9½	2/22/13	0.8	0.15	0.95
▶ SP	31	Isiah KENT	SR	18.20m	59-8½	2/8/13	0.04	0.00	0.04
Team Total								2.54	

94



Hampton

Mid-Eastern Athletic Conference

Event	Scrd As	Athlete	Yr	Scored Mark	Date	Pl. Pts.	Bonus	TOTAL
Scored bests come from PRE-SEASON DATA								
400	17	Je'von HUTCHISON	SR	46.74	3/1/13	1	0.29	1.29
60H	18	Trey HOLLOWAY	SO	7.84	2/14/13	0.9	0.26	1.16
Team Total								2.45

95



Long Beach State

Mountain Pacific Sports Federation

Event	Scrd As	Athlete	Yr	Scored Mark	Date	Pl. Pts.	Bonus	TOTAL	
Scored bests come from PRE-SEASON DATA									
LJ	14	Willie ALEXANDER	SO	7.62m	25-0	2/22/13	2	0.38	2.38
Team Total									2.38

96



Manhattan

Metro Atlantic Athletic Conference

Event	Scrd As	Athlete	Yr	Scored Mark	Date	Pl. Pts.	Bonus	TOTAL	
Scored bests come from CURRENT season									
► HJ	14	Mohamed KOITA	SR	2.19m	7-2½	12/13/13	2	0.36	2.36
Team Total									2.36

97



Dartmouth

Ivy League

Event	Scrd As	Athlete	Yr	Scored Mark	Date	Pl. Pts.	Bonus	TOTAL
Scored bests come from PRE-SEASON DATA								
3000	14	John BLEDAY	SR	7:59.33	1/25/13	2	0.35	2.35
Team Total								2.35

98



Western Illinois

The Summit League

Event	Scrd As	Athlete	Yr	Scored Mark		Date	Pl. Pts.	Bonus	TOTAL
Scored bests come from PRE-SEASON DATA									
▶ HJ	20	Jamario TAYLOR	SR	2.17m	7-1½	2/24/13	0.7	0.13	0.83
▶ WT	16	Nathaniel MARSHALL	SR	20.00m	65-7½	2/15/13	1.25	0.20	1.45
Team Total									2.29

99



Youngstown State

Horizon League

Event	Scrd As	Athlete	Yr	Scored Mark		Date	Pl. Pts.	Bonus	TOTAL
Scored bests come from CURRENT season									
► SP	14	Bobby GRACE	SR	18.95m	62-2½	1/11/14	2	0.26	2.26
Team Total									2.26

"Scrd As", short for "Scored As", Standing used for place points portion of performance's score combining preseason data (when applied) to current season data

Numbers in BLACK are both the performance's actual NCAA rank AND "scored as" rank Numbers in RED indicate actual NCAA rank does not exist or is worse than "scored as" rank Numbers in BLUE indicate actual NCAA rank is better than "scored as" rank

USTFCCCA Non-Member

Non-Member Schools Will NOT be ranked, beginning Week 2



USTFCCCA NCAA Division I National Team Computer Rankings

as of 1/13/2014 10:09:19 AM

2014 Indoor Track & Field, Preseason

Only those who score >0.01 pts are shown
D denotes multiple-event rule in affect

MEN

100



Virginia

Atlantic Coast Conference

Event	Scrd As	Athlete	Yr	Scored Mark	Date	Pl. Pts.	Bonus	TOTAL
Scored bests come from PRE-SEASON DATA								
400	41	Payton HAZZARD	JR	47.17	2/2/13	0.03		0.03
DMR	12			9:31.23	3/1/13	1	0.91	1.91
TJ	25	Ryan SATCHELL	JR	15.46m	2/2/13	0.2	0.00	0.20
Team Total								2.13

101



Middle Tennessee

Conference USA

Event	Scrd As	Athlete	Yr	Scored Mark	Date	Pl. Pts.	Bonus	TOTAL
Scored bests come from CURRENT season								
TJ	15	Cordairo GOLDEN	SR	15.74m	12/3/13	1.5	0.45	1.95
Team Total								1.95

102



Washington State

Mountain Pacific Sports Federation

Event	Scrd As	Athlete	Yr	Scored Mark	Date	Pl. Pts.	Bonus	TOTAL
Scored bests come from PRE-SEASON DATA								
3000	23	Todd WAKEFIELD	SR	8:02.06	2/22/13	0.4	0.19	0.59
5000	16	Drew JORDAN	SR	13:54.35	2/22/13	1.25	0.08	1.33
Team Total								1.92

103



Columbia

Ivy League

Event	Scrd As	Athlete	Yr	Scored Mark	Date	Pl. Pts.	Bonus	TOTAL
Scored bests come from PRE-SEASON DATA								
800	19	Harry MCFANN	SR	1:49.40	3/1/13	0.8	0.27	1.07
800	27	Connor CLAFILIN	JR	1:49.81	3/1/13	0.125	0.15	0.28
Mile	25	Daniel EVERETT	JR	4:00.67	3/1/13	0.2	0.22	0.42
Team Total								1.77

104



TCU

Big 12 Conference

72

Event	Scrd As	Athlete	Yr	Scored Mark	Date	Pl. Pts.	Bonus	TOTAL
Scored bests come from CURRENT season								
60	36	Kolby LISTENBEE	SO	6.75	12/7/13		0.03	0.03
60H	32	Jordan MOORE	FR	7.93	12/7/13	0.03	0.00	0.03
Scored bests come from PRE-SEASON DATA								
200	35	Sam WATTS	SO	21.20	2/9/13	0.01	0.05	0.06
400	25	Ronnie BAKER	SO	46.95	2/9/13	0.2	0.16	0.36
400	38	Joshua WASHINGTON	JR	47.13	2/9/13		0.05	0.05
4x400	15			3:08.25	3/1/13	0.7	0.50	1.20
Team Total								1.74

105



Lehigh

Patriot League

Event	Scrd As	Athlete	Yr	Scored Mark	Date	Pl. Pts.	Bonus	TOTAL
Scored bests come from CURRENT season								
HJ	16	Adeolu ADESIDA	JR	2.18m	12/6/13	1.25	0.25	1.50
Team Total								1.50

106



DePaul

BIG EAST Conference

Event	Scrd As	Athlete	Yr	Scored Mark		Date	Pl. Pts.	Bonus	TOTAL
Scored bests come from CURRENT season									
► SP	16	Matt BABICZ	JR	18.92m	62-1	1/11/14	1.25	0.23	1.48
Team Total									1.48

107



Eastern Washington

Big Sky Conference

Event	Scrd As	Athlete	Yr	Scored Mark	Date	Pl. Pts.	Bonus	TOTAL
Scored bests come from PRE-SEASON DATA								
▶ WT	17	Jordan ARAKAWA	JR	19.91m	65-4	2/22/13	1 0.14	1.14
Team Total								1.14

"Scrd As", short for "Scored As", Standing used for place points portion of performance's score combining preseason data (when applied) to current season data

Numbers in BLACK are both the performance's actual NCAA rank AND "scored as" rank Numbers in RED indicate actual NCAA rank does not exist or is worse than "scored as" rank Numbers in BLUE indicate actual NCAA rank is better than "scored as" rank

USTFCCCA Non-Member

Non-Member Schools Will NOT be ranked, beginning Week 2



2014 Indoor Track & Field, Preseason

Only those who score >0.01 pts are shown
D denotes multiple-event rule in affect

MEN

108



Washington

Mountain Pacific Sports Federation

Event	Scrd As	Athlete	Yr	Scored Mark	Date	Pl. Pts.	Bonus	TOTAL
-------	---------	---------	----	-------------	------	----------	-------	-------

Scored bests come from PRE-SEASON DATA

▶ 400	37	Maurice MCNEAL	SR	47.12	2/8/13	0.06		0.06
▶ 60H	31	Chris WILLIAMS	SO	7.92	2/8/13	0.04	0.00	0.04
▶ PV	19	JJ JULIFS	RS13	5.39m 17-8 1/2	3/3/12	0.8	0.20	1.00

Team Total 1.10

109



Navy

Patriot League

Event	Scrd As	Athlete	Yr	Scored Mark	Date	Pl. Pts.	Bonus	TOTAL
-------	---------	---------	----	-------------	------	----------	-------	-------

Scored bests come from PRE-SEASON DATA

▶ WT	18	Zachary DUNCAVE	SR	19.81m 65-0	2/15/13	0.9	0.07	0.97
------	----	-----------------	----	-------------	---------	-----	------	------

Team Total 0.97

110



Brown

Ivy League

Event	Scrd As	Athlete	Yr	Scored Mark	Date	Pl. Pts.	Bonus	TOTAL
-------	---------	---------	----	-------------	------	----------	-------	-------

Scored bests come from PRE-SEASON DATA

▶ DMR	18			9:33.53	3/1/13	0.4	0.43	0.83
▶ HEPT	28	Evan WEINSTOCK	SR	5,296	2/23/13	0.1	0.00	0.10

Team Total 0.93

111



Providence

BIG EAST Conference

Event	Scrd As	Athlete	Yr	Scored Mark	Date	Pl. Pts.	Bonus	TOTAL
-------	---------	---------	----	-------------	------	----------	-------	-------

Scored bests come from PRE-SEASON DATA

▶ 3000	20	Shane QUINN	JR	8:01.49	1/25/13	0.7	0.23	0.93
--------	----	-------------	----	---------	---------	-----	------	------

Team Total 0.93

112



Sacramento State

Big Sky Conference

Event	Scrd As	Athlete	Yr	Scored Mark	Date	Pl. Pts.	Bonus	TOTAL
-------	---------	---------	----	-------------	------	----------	-------	-------

Scored bests come from PRE-SEASON DATA

▶ 800	21	Nathanael LITWILLER	SR	1:49.50	2/8/13	0.6	0.24	0.84
-------	----	---------------------	----	---------	--------	-----	------	------

Team Total 0.84

113



Boston University

Patriot League

Event	Scrd As	Athlete	Yr	Scored Mark	Date	Pl. Pts.	Bonus	TOTAL
-------	---------	---------	----	-------------	------	----------	-------	-------

Scored bests come from PRE-SEASON DATA

▶ 4x400	18			3:08.41	3/1/13	0.4	0.44	0.84
---------	----	--	--	---------	--------	-----	------	------

Team Total 0.84

114



Utah Valley

Western Athletic Conference

Event	Scrd As	Athlete	Yr	Scored Mark	Date	Pl. Pts.	Bonus	TOTAL
-------	---------	---------	----	-------------	------	----------	-------	-------

Scored bests come from CURRENT season

▶ HEPT	20	Michael MCPHERSON	JR	5,432	1/9/14	0.7	0.09	0.79
--------	----	-------------------	----	-------	--------	-----	------	------

Team Total 0.79

115



Savannah State

Mid-Eastern Athletic Conference

Event	Scrd As	Athlete	Yr	Scored Mark	Date	Pl. Pts.	Bonus	TOTAL
-------	---------	---------	----	-------------	------	----------	-------	-------

Scored bests come from PRE-SEASON DATA

▶ 60H	22	Cameron HALL	JR	7.86	2/14/13	0.5	0.19	0.69
-------	----	--------------	----	------	---------	-----	------	------

Team Total 0.69

116



Texas State

Sun Belt Conference

Event	Scrd As	Athlete	Yr	Scored Mark	Date	Pl. Pts.	Bonus	TOTAL
-------	---------	---------	----	-------------	------	----------	-------	-------

Scored bests come from PRE-SEASON DATA

▶ PV	22	Seth ARNOLD	JR	5.33m 17-5 3/4	2/21/13	0.5	0.00	0.50
▶ WT	26	Darian BROWN	JR	19.47m 63-10 1/2	2/21/13	0.15	0.00	0.15

Team Total 0.65

117



Penn

Ivy League

Event	Scrd As	Athlete	Yr	Scored Mark	Date	Pl. Pts.	Bonus	TOTAL
-------	---------	---------	----	-------------	------	----------	-------	-------

Scored bests come from PRE-SEASON DATA

▶ HJ	21	Maalik REYNOLDS	SR	2.16m 7-1	2/2/13	0.6	0.02	0.62
------	----	-----------------	----	-----------	--------	-----	------	------

Team Total 0.62

"Scrd As", short for "Scored As", Standing used for place points portion of performance's score combining preseason data (when applied) to current season data

Numbers in BLACK are both the performance's actual NCAA rank AND "scored as" rank Numbers in RED indicate actual NCAA rank does not exist or is worse than "scored as" rank Numbers in BLUE indicate actual NCAA rank is better than "scored as" rank

USTFCCCA Non-Member

Non-Member Schools Will NOT be ranked, beginning Week 2



2014 Indoor Track & Field, Preseason

Only those who score >0.01 pts are shown
D denotes multiple-event rule in affect

MEN

118



North Carolina

Atlantic Coast Conference

Event	Scrd As	Athlete	Yr	Scored Mark	Date	Pl. Pts.	Bonus	TOTAL
Scored bests come from PRE-SEASON DATA								
► Mile	26	Isaac PRESSON	SR	4:00.79	2/8/13	0.15	0.19	0.34
► 3000	35	Pat SCHELLBERG	SR	8:04.47	1/25/13	0.01	0.06	0.07
► 5000	26	Pat SCHELLBERG	SR	14:03.42	3/1/13	0.15	0.00	0.15
► HEPT	33	Joe HUTCHINSON	JR	5,226	2/21/13	0.02	0.00	0.02
Team Total								0.58

119



Monmouth

Metro Atlantic Athletic Conference

Event	Scrd As	Athlete	Yr	Scored Mark	Date	Pl. Pts.	Bonus	TOTAL	
Scored bests come from CURRENT season									
► SP	22	Errol JEFFREY	SR	18.62m	61-1¼	1/11/14	0.5	0.00	0.50
Team Total								0.50	

120



Utah State

Mountain West Conference

Event	Scrd As	Athlete	Yr	Scored Mark	Date	Pl. Pts.	Bonus	TOTAL	
Scored bests come from PRE-SEASON DATA									
► 60	26	Nic BOWENS	JR	6.72A	(6.70)	2/21/13	0.15	0.16	0.31
► 60	36	Will HENRY	SR	6.75A	(6.73)	2/21/13	0.03	0.03	0.03
► 800	31	Briton PAGE	SO	1:50.05A	(1:50.67)	2/21/13	0.04	0.09	0.13
Team Total								0.47	

121



Rhode Island

Atlantic 10 Conference

Event	Scrd As	Athlete	Yr	Scored Mark	Date	Pl. Pts.	Bonus	TOTAL
Scored bests come from PRE-SEASON DATA								
► 400	26	Anthony DAVIDSON	SR	46.98	3/1/13	0.15	0.14	0.29
► HEPT	29	Trent BALTZELL	SR	5,286	3/1/13	0.075	0.00	0.08
Team Total								0.37

122



UNCG

Southern Conference

Event	Scrd As	Athlete	Yr	Scored Mark		Date	Pl. Pts.	Bonus	TOTAL
Scored bests come from PRE-SEASON DATA									
► 3000	29	Paul CHELIMO	SR	8:03.45f	(8:09.07)	2/23/13	0.075	0.12	0.19
► 3000	39	Paul KATAM	SR	8:05.11f	(8:10.75)	2/23/13		0.03	0.03
► 5000	27	Paul KATAM	SR	14:04.03		2/8/13	0.125	0.00	0.13
Team Total									0.34

123



NC State

Atlantic Coast Conference

▼ 98

Event	Scrd As	Athlete	Yr	Scored Mark	Date	Pl. Pts.	Bonus	TOTAL	
Scored bests come from PRE-SEASON DATA									
► 5000	24	Andrew COLLEY	SR	14:02.13	12/7/12	0.3	0.01	0.31	
► HJ	33	Jonathan ADDISON	SO	2.14m	7-¼	12/1/12	0.02	0.00	0.02
Team Total								0.33	

124



La Salle

Atlantic 10 Conference

Event	Scrd As	Athlete	Yr	Scored Mark	Date	Pl. Pts.	Bonus	TOTAL
Scored bests come from PRE-SEASON DATA								
► 3000	26	Alfredo SANTANA	SR	8:02.75	3/1/13	0.15	0.16	0.31
Team Total								0.31

125



Idaho

Western Athletic Conference

Event	Scrd As	Athlete	Yr	Scored Mark	Date	Pl. Pts.	Bonus	TOTAL	
Scored bests come from PRE-SEASON DATA									
► WT	24	Kyle ROTHWELL	SR	19.53m	64-1	3/1/13	0.3	0.00	0.30
Team Total								0.30	

"Scrd As", short for "Scored As", Standing used for place points portion of performance's score combining preseason data (when applied) to current season data

Numbers in BLACK are both the performance's actual NCAA rank AND "scored as" rank Numbers in RED indicate actual NCAA rank does not exist or is worse than "scored as" rank Numbers in BLUE indicate actual NCAA rank is better than "scored as" rank

USTFCCCA Non-Member

Non-Member Schools Will NOT be ranked, beginning Week 2



USTFCCCA NCAA Division I National Team Computer Rankings

as of 1/13/2014 10:09:20 AM

2014 Indoor Track & Field, Preseason

Only those who score >0.01 pts are shown
D denotes multiple-event rule in affect

MEN

126 Appalachian State Southern Conference

Event	Scrd As	Athlete	Yr	Scored Mark	Date	Pl. Pts.	Bonus	TOTAL
Scored bests come from PRE-SEASON DATA								
60H	26	Stanley BROADEN	JR	7.90	2/23/13	0.15	0.03	0.18
TJ	28	Jamal TILLER	SR	15.41m 50-6%	2/23/13	0.1	0.00	0.10
Team Total								0.28

127 Eastern Kentucky Ohio Valley Conference

Event	Scrd As	Athlete	Yr	Scored Mark	Date	Pl. Pts.	Bonus	TOTAL
Scored bests come from PRE-SEASON DATA								
3000	27	Wade MEDDLES	SR	8:03.05	3/1/13	0.125	0.14	0.26
Team Total								0.26

128 Harvard Ivy League

Event	Scrd As	Athlete	Yr	Scored Mark	Date	Pl. Pts.	Bonus	TOTAL
Scored bests come from PRE-SEASON DATA								
Mile	34	Maksim KOROLEV	SR	4:02.21f (4:05.30)	2/9/13	0.015	0.00	0.01
3000	32	Maksim KOROLEV	SR	8:04.19	2/23/13	0.03	0.08	0.11
SP	33	Dustin BRODE	SR	18.18m 59-7%	2/23/13	0.02	0.00	0.02
WT	28	Ben GLAUSER	JR	19.37m 63-6%	2/23/13	0.1	0.00	0.10
Team Total								0.24

129 Tennessee State Ohio Valley Conference

Event	Scrd As	Athlete	Yr	Scored Mark	Date	Pl. Pts.	Bonus	TOTAL
Scored bests come from PRE-SEASON DATA								
LJ	25	Royce DATES	SR	7.49m 24-7	12/8/12	0.2	0.04	0.24
Team Total								0.24

130 Liberty Big South Conference

Event	Scrd As	Athlete	Yr	Scored Mark	Date	Pl. Pts.	Bonus	TOTAL
Scored bests come from PRE-SEASON DATA								
3000	28	Caleb EDMONDS	SR	8:03.39	3/1/13	0.1	0.12	0.22
Team Total								0.22

131 Montana State Big Sky Conference

Event	Scrd As	Athlete	Yr	Scored Mark	Date	Pl. Pts.	Bonus	TOTAL
Scored bests come from PRE-SEASON DATA								
800	34	Grant GROSVENOR	JR	1:50.32A (1:50.93)	2/15/13	0.015	0.01	0.02
Mile	28	Cristian SORATOS	JR	4:01.60A (4:06.93)	2/22/13	0.1	0.05	0.15
Team Total								0.18

132 Charlotte Conference USA

Event	Scrd As	Athlete	Yr	Scored Mark	Date	Pl. Pts.	Bonus	TOTAL
Scored bests come from PRE-SEASON DATA								
TJ	26	Anthony CAMPBELL	SO	15.44m 50-8	2/16/13	0.15	0.00	0.15
Team Total								0.15

132 Southern Illinois Missouri Valley Conference

Event	Scrd As	Athlete	Yr	Scored Mark	Date	Pl. Pts.	Bonus	TOTAL
Scored bests come from PRE-SEASON DATA								
SP	26	Josh FREEMAN	SO	18.48m 60-7%	2/15/13	0.15	0.00	0.15
Team Total								0.15

134 SIUE Ohio Valley Conference

Event	Scrd As	Athlete	Yr	Scored Mark	Date	Pl. Pts.	Bonus	TOTAL
Scored bests come from PRE-SEASON DATA								
400	32	Braxton KLAVINS	JR	47.03	3/1/13	0.03	0.11	0.14
Team Total								0.14

"Scrd As", short for "Scored As", Standing used for place points portion of performance's score combining preseason data (when applied) to current season data

Numbers in BLACK are both the performance's actual NCAA rank AND "scored as" rank Numbers in RED indicate actual NCAA rank does not exist or is worse than "scored as" rank Numbers in BLUE indicate actual NCAA rank is better than "scored as" rank

USTFCCCA Non-Member

Non-Member Schools Will NOT be ranked, beginning Week 2



2014 Indoor Track & Field, Preseason

Only those who score >0.01 pts are shown
D denotes multiple-event rule in affect

MEN

135



William and Mary

Colonial Athletic Association

Event	Scrd As	Athlete	Yr	Scored Mark	Date	Pl. Pts.	Bonus	TOTAL
-------	---------	---------	----	-------------	------	----------	-------	-------

Scored bests come from PRE-SEASON DATA

5000	28	Josh HARDIN		14:04.12	#####	0.1	0.00	0.10
5000	31	Radford GUNZENHAUSER	SR	14:05.95	3/1/13	0.04	0.00	0.04

Team Total 0.14

136



Northern Colorado

Big Sky Conference

Event	Scrd As	Athlete	Yr	Scored Mark	Date	Pl. Pts.	Bonus	TOTAL
-------	---------	---------	----	-------------	------	----------	-------	-------

Scored bests come from PRE-SEASON DATA

HJ	27	Trevor EVANSON	JR	2.15m 7-½	2/22/13	0.125	0.00	0.13
----	----	----------------	----	-----------	---------	-------	------	------

Team Total 0.13

136



Rice

Conference USA

Event	Scrd As	Athlete	Yr	Scored Mark	Date	Pl. Pts.	Bonus	TOTAL
-------	---------	---------	----	-------------	------	----------	-------	-------

Scored bests come from PRE-SEASON DATA

PV	27	Chris PILLOW	JR	5.30m 17-4½	3/1/13	0.125	0.00	0.13
----	----	--------------	----	-------------	--------	-------	------	------

Team Total 0.13

138



Maine

America East Conference

Event	Scrd As	Athlete	Yr	Scored Mark	Date	Pl. Pts.	Bonus	TOTAL
-------	---------	---------	----	-------------	------	----------	-------	-------

Scored bests come from CURRENT season

SP	28	Justin GAGNE	SR	18.41m 60-5	12/6/13	0.1	0.00	0.10
----	----	--------------	----	-------------	---------	-----	------	------

Team Total 0.10

139



Florida A&M

Mid-Eastern Athletic Conference

Event	Scrd As	Athlete	Yr	Scored Mark	Date	Pl. Pts.	Bonus	TOTAL
-------	---------	---------	----	-------------	------	----------	-------	-------

Scored bests come from PRE-SEASON DATA

400	36	Troy POLLARD	SR	47.11	3/1/13	0.06		0.06
-----	----	--------------	----	-------	--------	------	--	------

Team Total 0.06

140



Detroit

Horizon League


Event	Scrd As	Athlete	Yr	Scored Mark	Date	Pl. Pts.	Bonus	TOTAL
-------	---------	---------	----	-------------	------	----------	-------	-------

Scored bests come from PRE-SEASON DATA

WT	30	Eric LEWIS	SR	19.36m 63-6¼	2/23/13	0.05	0.00	0.05
----	----	------------	----	--------------	---------	------	------	------

Team Total 0.05

140



UMES

Mid-Eastern Athletic Conference

Event	Scrd As	Athlete	Yr	Scored Mark	Date	Pl. Pts.	Bonus	TOTAL
-------	---------	---------	----	-------------	------	----------	-------	-------

Scored bests come from CURRENT season

LJ	30	Jared KERR	FR	7.44m 24-5	12/6/13	0.05	0.00	0.05
----	----	------------	----	------------	---------	------	------	------

Team Total 0.05

142



Northern Iowa

Missouri Valley Conference

Event	Scrd As	Athlete	Yr	Scored Mark	Date	Pl. Pts.	Bonus	TOTAL
-------	---------	---------	----	-------------	------	----------	-------	-------

Scored bests come from PRE-SEASON DATA

WT	31	Adam MCDONNELL	SR	19.34m 63-5½	1/18/13	0.04	0.00	0.04
----	----	----------------	----	--------------	---------	------	------	------

Team Total 0.04

143



South Dakota

The Summit League

Event	Scrd As	Athlete	Yr	Scored Mark	Date	Pl. Pts.	Bonus	TOTAL
-------	---------	---------	----	-------------	------	----------	-------	-------

Scored bests come from PRE-SEASON DATA

5000	34	Jeffrey METTLER	SR	14:08.74	2/1/13	0.015	0.00	0.01
------	----	-----------------	----	----------	--------	-------	------	------

LJ	33	Jeff O'CONNELL	JR	7.41m 24-3¾	2/24/13	0.02	0.00	0.02
----	----	----------------	----	-------------	---------	------	------	------

Team Total 0.03

144



Northwestern State

Southland Conference

Event	Scrd As	Athlete	Yr	Scored Mark	Date	Pl. Pts.	Bonus	TOTAL
-------	---------	---------	----	-------------	------	----------	-------	-------

Scored bests come from PRE-SEASON DATA

60	36	Justin WALKER	SR	6.75	2/22/13	0.03		0.03
----	----	---------------	----	------	---------	------	--	------

Team Total 0.03

"Scrd As", short for "Scored As", Standing used for place points portion of performance's score combining preseason data (when applied) to current season data

Numbers in BLACK are both the performance's actual NCAA rank AND "scored as" rank Numbers in RED indicate actual NCAA rank does not exist or is worse than "scored as" rank Numbers in BLUE indicate actual NCAA rank is better than "scored as" rank

USTFCCCA Non-Member

Non-Member Schools Will NOT be ranked, beginning Week 2



2014 Indoor Track & Field, Preseason

Only those who score >0.01 pts are shown
 D denotes multiple-event rule in affect

MEN

145



Cincinnati

American Athletic Conference

Event	Scrd As	Athlete	Yr	Scored Mark	Date	Pl. Pts.	Bonus	TOTAL
-------	---------	---------	----	-------------	------	----------	-------	-------

Scored bests come from CURRENT season

PV	32	Josh DANGEL	SR	5.28m	17-3½	1/10/14	0.03	0.00	0.03
----	----	-------------	----	-------	-------	---------	------	------	------

Team Total 0.03

146



Southeastern Louisiana

Southland Conference

Event	Scrd As	Athlete	Yr	Scored Mark	Date	Pl. Pts.	Bonus	TOTAL
-------	---------	---------	----	-------------	------	----------	-------	-------

Scored bests come from PRE-SEASON DATA

LJ	33	Brandon DANIELS	SR	7.41m	24-3½	1/18/13	0.02	0.00	0.02
----	----	-----------------	----	-------	-------	---------	------	------	------

Team Total 0.02

"Scrd As", short for "Scored As", Standing used for place points portion of performance's score combining preseason data (when applied) to current season data

Numbers in BLACK are both the performance's actual NCAA rank AND "scored as" rank Numbers in RED indicate actual NCAA rank does not exist or is worse than "scored as" rank Numbers in BLUE indicate actual NCAA rank is better than "scored as" rank

USTFCCCA Non-Member

Non-Member Schools Will NOT be ranked, beginning Week 2



USTFCCCA NCAA Division I National Team Computer Rankings

as of 1/13/2014 10:09:21 AM

2014 Indoor Track & Field, Preseason

Only those who score >0.01 pts are shown
D denotes multiple-event rule in affect

WOMEN

1



Texas

Big 12 Conference

▲17

Event	Scrd As	Athlete	Yr	Scored Mark	Date	Pl. Pts.	Bonus	TOTAL
Scored bests come from PRE-SEASON DATA								
▶ 60	6	Morolake AKINOSUN	SO	7.32	2/22/13	10	0.88	10.88
▶ 60	37	Ashley SPENCER	JR	7.42	1/18/13		0.05	0.05
▶ 200	4	Christy UDOH	SR	23.13	3/9/13	14	1.47	15.47
▶ 200	6	Ashley SPENCER	JR	23.30	2/22/13	D 10	0.97	2.97
▶ 200	10	Morolake AKINOSUN	SO	23.47	2/22/13	6	0.59	6.59
▶ 200	28	Danielle DOWIE	SR	23.75	1/12/13	0.1	0.12	0.22
▶ 200	32	Courtney OKOLO	SO	23.79	2/22/13	0.03	0.07	0.10
▶ 400	1	Ashley SPENCER	JR	51.27	3/9/13	20	3.53	23.53
▶ 400	7	Briana NELSON	SR	52.66	3/9/13	9	1.04	10.04
▶ 400	8	Courtney OKOLO	SO	52.72	2/22/13	8	0.95	8.95
▶ 400	9	Danielle DOWIE	SR	52.82	2/22/13	7	0.83	7.83
▶ 3000	33	Sara SUTHERLAND	SR	9:21.01	2/22/13	0.02	0.00	0.02
▶ 5000	8	Sara SUTHERLAND	SR	15:50.04	3/9/13	8	1.11	9.11
▶ 60H	3	Morgan SNOW	JR	8.11	3/9/13	16	1.74	17.74
▶ 4x400	3			3:30.63	3/9/13	16	2.61	18.61
▶ DMR	18			11:15.90	2/22/13	0.4	0.00	0.40
▶ HJ	2	Shanay BRISCOE	SR	1.88m	6-2 1/25/13	18	2.94	20.94
▶ PV	7	Kaitlin PETRILLOSE	SO	4.33m	14-2 1/2 2/22/13	9	1.25	10.25
▶ PV	31	Natasha MASTERSON	SR	4.03m	13-2 1/2 2/22/13	0.04	0.00	0.04
▶ LJ	11	A'Lexus BRANNON	SR	6.30m	20-8 3/1/13	5	0.76	5.76
▶ PENT	9	Shanay BRISCOE	SR	4,039	3/9/13	7	0.58	7.58
Team Total								177.09

2



Texas A&M

Southeastern Conference

▲10

Event	Scrd As	Athlete	Yr	Scored Mark	Date	Pl. Pts.	Bonus	TOTAL
Scored bests come from CURRENT season								
▶ 60	17	Aaliyah BROWN	FR	7.36	12/7/13	1	0.44	1.44
▶ 200	25	Olivia EKPONÉ	JR	23.72	12/7/13	0.2	0.15	0.35
Scored bests come from PRE-SEASON DATA								
▶ 60	2	Ashley COLLIER	SR	7.26	2/22/13	18	1.55	19.55
▶ 60	8	Jennifer MADU	SO	7.33	3/9/13	8	0.77	8.77
▶ 60	17	Ashton PURVIS	JR	7.36	2/22/13	1	0.44	1.44
▶ 60	32	Kamaria BROWN	JR	7.41	2/9/13	0.03	0.09	0.12
▶ 200	1	Ashton PURVIS	JR	22.70	2/22/13	20	2.97	22.97
▶ 200	2	Kamaria BROWN	JR	22.73	2/22/13	18	2.86	20.86
▶ 200	5	Ashley COLLIER	SR	23.14	2/22/13	12	1.44	13.44
▶ 200	23	Jennifer MADU	SO	23.69	2/22/13	0.4	0.18	0.58
▶ 400	3	Kamaria BROWN	JR	52.16	2/22/13	D 16	1.92	3.92
▶ 400	10	Ibukun MAYUNGBE	SR	52.86	2/22/13	6	0.79	6.79
▶ 4x400	6			3:33.57	3/1/13	10	1.11	11.11
▶ LJ	3	LaQue MOEN-DAVIS	SO	6.38m	20-11 1/2 1/12/13	16	1.61	17.61
▶ TJ	3	LaQue MOEN-DAVIS	SO	13.46m	44-2 2/22/13	16	2.00	18.00
▶ TJ	19	Jordan WILSON	SR	12.71m	41-8 1/2 2/22/13	0.8	0.13	0.93
▶ TJ	33	Jennifer MADU	SO	12.51m	41- 1/2 2/9/13	0.02	0.00	0.02
▶ SP	31	Brea GARRETT	JR	15.92m	52-2 1/2 3/1/13	0.04	0.00	0.04
▶ WT	18	Brea GARRETT	JR	20.10m	65-11 1/2 2/22/13	0.9	0.15	1.05
▶ PENT	12	Jena HEMANN	JR	4,017	2/22/13	4	0.42	4.42
▶ PENT	14	Annie KUNZ	JR	3,994	2/22/13	2	0.32	2.32
Team Total								155.74

"Scrd As", short for "Scored As", Standing used for place points portion of performance's score combining preseason data (when applied) to current season data

Numbers in BLACK are both the performance's actual NCAA rank AND "scored as" rank Numbers in RED indicate actual NCAA rank does not exist or is worse than "scored as" rank Numbers in BLUE indicate actual NCAA rank is better than "scored as" rank

USTFCCCA Non-Member

Non-Member Schools Will NOT be ranked, beginning Week 2



USTFCCCA NCAA Division I National Team Computer Rankings

as of 1/13/2014 10:09:21 AM

2014 Indoor Track & Field, Preseason

Only those who score >0.01 pts are shown
D denotes multiple-event rule in affect

WOMEN

3



Florida

Southeastern Conference

▲10

Event	Scrd As	Athlete	Yr	Scored Mark	Date	Pl. Pts.	Bonus	TOTAL
Scored bests come from CURRENT season								
800	30	Cory MCGEE	SR	2:07.47	1/10/14	0.05	0.06	0.11
LJ	3	Robin REYNOLDS	SO	6.38m 20-11½	1/10/14	16	1.61	17.61
TJ	24	Gissell WARNER	JR	12.63m 41-5¼	1/10/14	0.3	0.02	0.32
WT	13	Jayla BOSTIC	JR	20.43m 67-½	1/10/14	3	0.50	3.50

Scored bests come from PRE-SEASON DATA								
60	13	Kyra JEFFERSON	SO	7.35	2/8/13	3	0.55	3.55
60	17	Shayla SANDERS	SO	7.36	2/22/13	1	0.44	1.44
60	22	Destinee GAUSE		7.37	2/1/13	0.5	0.35	0.85
200	9	Kyra JEFFERSON	SO	23.43	3/9/13	7	0.68	7.68
200	15	Ebony EUTSEY	SR	23.58	2/22/13	1.5	0.35	1.85
200	25	Destinee GAUSE	SO	23.72	2/8/13	0.2	0.15	0.35
200	32	Shayla SANDERS	SO	23.79	2/22/13	0.03	0.07	0.10
400	6	Ebony EUTSEY	SR	52.48	2/22/13	10	1.35	11.35
400	15	Lanie WHITTAKER	SR	53.26	1/25/13	1.5	0.33	1.83
Mile	3	Cory MCGEE	SR	4:32.10	2/8/13	16	2.02	18.02
Mile	9	Agata STRAUSA	SR	4:36.91	3/9/13	7	0.74	7.74
3000	20	Cory MCGEE	SR	9:15.67	2/22/13	0.7	0.18	0.88
3000	21	Agata STRAUSA	SR	9:16.25	2/22/13	0.6	0.15	0.75
5000	27	Florence NGETICH	SR	16:22.80	2/8/13	0.125	0.00	0.13
60H	7	Bridgette OWENS	JR	8.17	1/19/13	9	1.05	10.05
4x400	4			3:31.54	3/9/13	14	2.10	16.10
DMR	14			11:13.45	2/22/13	0.8	0.04	0.84
HJ	4	Taylor BURKE	JR	1.86m 6-1¼	2/8/13	14	1.99	15.99
LJ	17	Lorraine GRAHAM	SR	6.18m 20-3¾	2/22/13	1	0.24	1.24
LJ	31	Ciarra BREWER	JR	6.09m 19-11¾	1/12/13	0.04	0.00	0.04
TJ	2	Ciarra BREWER	JR	13.69m 44-11	3/9/13	18	2.90	20.90
PENT	13	Lorraine GRAHAM	SR	4,010	2/22/13	3	0.39	3.39

Team Total 146.61

4



Oregon

Mountain Pacific Sports Federation

▼3

Event	Scrd As	Athlete	Yr	Scored Mark	Date	Pl. Pts.	Bonus	TOTAL
Scored bests come from PRE-SEASON DATA								
60	3	Jenna PRANDINI	SO	7.29	3/9/13	16	1.21	17.21
200	24	Jenna PRANDINI	SO	23.70	2/8/13	0.3	0.17	0.47
400	2	Phyllis FRANCIS	SR	52.01	3/9/13	18	2.19	20.19
400	27	Chizoba OKODOGBE	SR	53.74	2/22/13	0.125	0.06	0.18
800	1	Laura ROESLER	SR	2:02.32	3/9/13	20	3.24	23.24
800	2	Samantha MURPHY	JR	2:03.95	3/9/13	18	2.01	20.01
800	28	Claudia FRANCIS	JR	2:07.31	2/8/13	0.1	0.10	0.20
Mile	14	Annie LEBLANC	SO	4:37.93	3/1/13	2	0.53	2.53
Mile	22	Sarah PENNEY	SR	4:39.89	3/1/13	0.5	0.17	0.67
4x400	2			3:30.22	3/9/13	18	2.85	20.85
DMR	9			11:02.15	3/9/13	5	1.31	6.31
HJ	10	Chancey SUMMERS	JR	1.81m 5-11¼	2/22/13	6	0.29	6.29
HJ	29	Lauren CROCKETT	JR	1.78m 5-10	2/8/13	0.075	0.00	0.08
PV	29	Sammie CLARK	JR	4.07m 13-4¼	2/8/13	0.075	0.00	0.08
WT	9	Jillian WEIR	JR	20.58m 67-6¼	2/22/13	7	0.80	7.80

Team Total 126.09

5



Georgia

Southeastern Conference

▲5

Event	Scrd As	Athlete	Yr	Scored Mark	Date	Pl. Pts.	Bonus	TOTAL
Scored bests come from PRE-SEASON DATA								
800	14	Megan MALASARTE	SR	2:06.39	2/22/13	2	0.42	2.42
Mile	7	Carly HAMILTON	JR	4:36.06	2/8/13	9	0.91	9.91
3000	32	Carly HAMILTON	JR	9:20.89	1/25/13	0.03	0.00	0.03
DMR	10			11:03.27	3/1/13	4	1.09	5.09
PV	1	Morgann LELEUX	JR	4.50m 14-9	1/25/13	20	3.21	23.21
LJ	2	Chanice PORTER	SO	6.41m 21-½	1/25/13	18	1.96	19.96
LJ	34	Lucie ONDRASCHKOVA	SR	6.06m 19-10¾	2/22/13	0.015	0.00	0.01
TJ	24	Lucie ONDRASCHKOVA	SR	12.63m 41-5¼	2/22/13	0.3	0.02	0.32
SP	4	Hilenn JAMES	SR	17.03m 55-10¾	3/9/13	14	1.42	15.42
PENT	2	Lucie ONDRASCHKOVA	SR	4,228	3/9/13	18	2.50	20.50

Team Total 96.86

"Scrd As", short for "Scored As", Standing used for place points portion of performance's score combining preseason data (when applied) to current season data

Numbers in BLACK are both the performance's actual NCAA rank AND "scored as" rank Numbers in RED indicate actual NCAA rank does not exist or is worse than "scored as" rank Numbers in BLUE indicate actual NCAA rank is better than "scored as" rank

USTFCCCA Non-Member

Non-Member Schools Will NOT be ranked, beginning Week 2



USTFCCCA NCAA Division I National Team Computer Rankings

as of 1/13/2014 10:09:22 AM

2014 Indoor Track & Field, Preseason

Only those who score >0.01 pts are shown
D denotes multiple-event rule in affect

WOMEN

6



Kentucky

Southeastern Conference

▲14

Event	Scrd As	Athlete	Yr	Scored Mark	Date	Pl. Pts.	Bonus	TOTAL
Scored bests come from CURRENT season								
▶ 60	32	Kendra HARRISON	JR	7.41	12/13/13	0.03	0.09	0.12
▶ 60H	14	Kayla PARKER	SR	8.24	12/13/13	2	0.43	2.43
Scored bests come from PRE-SEASON DATA								
▶ 60	1	Dezerea BRYANT	JR	7.19	1/11/13	20	2.34	22.34
▶ 60	6	Dominique BOOKER	JR	7.32	2/8/13	10	0.88	10.88
▶ 60	32	Keilah TYSON	JR	7.41	12/7/12	0.03	0.09	0.12
▶ 200	3	Dezerea BRYANT	JR	23.00	3/9/13	16	1.92	17.92
▶ 200	22	Tamyah PIPKIN	JR	23.68	2/22/13	0.5	0.19	0.69
▶ 200	31	Keilah TYSON	JR	23.78	2/22/13	0.04	0.09	0.13
▶ 200	36	Dominique BOOKER	SR	23.83	1/19/13	0.03	0.03	0.03
▶ 400	28	Kendra HARRISON	JR	53.82	2/21/13	0.1	0.01	0.11
▶ 800	16	Allison PEARE	SR	2:06.45	2/22/13	1.25	0.39	1.64
▶ 3000	5	Chelsea OSWALD	SR	9:06.64	2/8/13	12	1.27	13.27
▶ 5000	28	Chelsea OSWALD	SR	16:24.42	2/22/13	0.1	0.00	0.10
▶ 60H	5	Kendra HARRISON	JR	8.13	2/21/13	12	1.51	13.51
▶ 60H	28	Leah NUGENT	JR	8.35	1/25/13	0.1	0.00	0.10
▶ DMR	7			11:00.33	3/1/13	8	1.68	9.68
▶ LJ	24	Keilah TYSON	JR	6.14m	1/25/13	0.3	0.08	0.38
Team Total								93.45

7



Arkansas

Southeastern Conference

▼3

Event	Scrd As	Athlete	Yr	Scored Mark	Date	Pl. Pts.	Bonus	TOTAL	
Scored bests come from CURRENT season									
▶ 60	42	Regine WILLIAMS	FR	7.43	1/10/14		0.02	0.02	
▶ 200	7	Regine WILLIAMS	FR	23.37	1/10/14	9	0.81	9.81	
▶ 400	19	Chrishuna WILLIAMS	JR	53.52	1/10/14	0.8	0.18	0.98	
▶ PV	20	Ariel VOSKAMP	SO	4.13m	13-6½	1/10/14	0.7	0.00	0.70
Scored bests come from PRE-SEASON DATA									
▶ Mile	6	Grace HEYMSFIELD	SR	4:35.44	1/25/13	10	1.04	11.04	
▶ 3000	15	Grace HEYMSFIELD	SR	9:12.25	2/8/13	1.5	0.49	1.99	
▶ 3000	27	Dominique SCOTT	JR	9:18.71	1/25/13	0.125	0.03	0.15	
▶ 3000	28	Diane ROBISON	JR	9:19.19	2/22/13	0.1	0.00	0.10	
▶ 5000	14	Diane ROBISON	JR	15:59.86	2/8/13	2	0.43	2.43	
▶ 5000	17	Dominique SCOTT	JR	16:03.13	2/8/13	1	0.32	1.32	
▶ 4x400	1			3:29.60	2/22/13	20	3.20	23.20	
▶ DMR	6			11:00.23	3/9/13	10	1.70	11.70	
▶ HJ	18	Kirsten HESSELTINE	SR	1.80m	5-10½	2/22/13	0.9	0.13	1.03
▶ PV	5	Sandi MORRIS	SR	4.43m	14-6¼	3/1/13	12	2.27	14.27
▶ PV	24	Danielle NOWELL	SR	4.10m	13-5¼	2/22/13	0.3	0.00	0.30
▶ LJ	22	Tamara MYERS	JR	6.16m	20-2½	2/22/13	0.5	0.16	0.66
▶ TJ	5	Tamara MYERS	JR	13.36m	43-10	3/9/13	12	1.61	13.61
Team Total								93.32	

8



LSU

Southeastern Conference

▼5

Event	Scrd As	Athlete	Yr	Scored Mark		Date	Pl. Pts.	Bonus	TOTAL
Scored bests come from PRE-SEASON DATA									
▶ 60H	2	Jasmin STOWERS	SR	8.06		2/22/13	18	2.33	20.33
▶ 4x400	10			3:33.91		2/8/13	4	0.98	4.98
▶ LJ	13	Keri EMANUEL	SR	6.24m	20-5½	2/15/13	3	0.47	3.47
▶ TJ	3	Keri EMANUEL	SR	13.46m	44-2	2/22/13	16	2.00	18.00
▶ TJ	6	Lynnika PITTS	SR	13.33m	43-9	2/22/13	10	1.50	11.50
▶ SP	24	Tori BLISS	JR	16.13m	52-11	2/22/13	0.3	0.00	0.30
▶ WT	3	Denise HINTON	SR	21.57m	70-9½	2/15/13	16	2.99	18.99
▶ PENT	28	Therese JERNBECK	SO	3,864		2/22/13	0.1	0.00	0.10
Team Total									77.68

"Scrd As", short for "Scored As", Standing used for place points portion of performance's score combining preseason data (when applied) to current season data

Numbers in BLACK are both the performance's actual NCAA rank AND "scored as" rank Numbers in RED indicate actual NCAA rank does not exist or is worse than "scored as" rank Numbers in BLUE indicate actual NCAA rank is better than "scored as" rank

USTFCCCA Non-Member

Non-Member Schools Will NOT be ranked, beginning Week 2



USTFCCCA NCAA Division I National Team Computer Rankings

as of 1/13/2014 10:09:22 AM

2014 Indoor Track & Field, Preseason

Only those who score >0.01 pts are shown
D denotes multiple-event rule in affect

WOMEN

9



Stanford

Mountain Pacific Sports Federation

Event	Scrd As	Athlete	Yr	Scored Mark	Date	Pl. Pts.	Bonus	TOTAL
Scored bests come from PRE-SEASON DATA								
800	8	Amy WEISSENACH	SO	2:05.56	3/1/13	8	0.83	8.83
800	9	Justine FEDRONIC	RS13	2:05.68	2/24/12	7	0.76	7.76
Mile	32	Aisling CUFFE	RS13	4:42.43	2/10/12	0.03	0.00	0.03
3000	6	Aisling CUFFE	RS13	9:07.79	3/3/12	10	1.09	11.09
3000	9	Kathy KROEGER	RS13	9:09.44	2/24/12	7	0.83	7.83
3000	11	Jessica TONN	SR	9:10.16	1/25/13	5	0.71	5.71
5000	5	Kathy KROEGER	RS13	15:46.26	2/10/12	12	1.50	13.50
5000	11	Jessica TONN	SR	15:56.42	2/8/13	5	0.66	5.66
4x400	18			3:38.16	2/22/13	0.4	0.00	0.40
DMR	11			11:06.46	2/1/13	2	0.61	2.61
SP	5	Alyssa WISDOM	SR	16.97m	2/22/13	12	1.26	13.26
Team Total								76.68

10



Kansas

Big 12 Conference

Event	Scrd As	Athlete	Yr	Scored Mark	Date	Pl. Pts.	Bonus	TOTAL	
Scored bests come from CURRENT season									
▶ HJ	10	Lindsay VOLLMER	JR	1.81m	5-11½	1/10/14	6	0.29	6.29
Scored bests come from PRE-SEASON DATA									
▶ 60	25	Tianna VALENTINE	SO	7.38	3/1/13	0.2	0.28	0.48	
▶ 400	5	Diamond DIXON	SR	52.38	3/9/13	12	1.53	13.53	
▶ 4x400	8			3:33.71	3/1/13	6	1.06	7.06	
▶ PV	2	Natalia BARTNOVSKAYA	SR	4.45m	14-7½	3/9/13	18	2.53	20.53
▶ LJ	20	Sydney CONLEY	SO	6.17m	20-3	3/1/13	0.7	0.20	0.90
▶ SP	10	Anastasiya MUCHKAYEV	SO	16.78m	55-¾	1/25/13	6	0.77	6.77
▶ PENT	6	Lindsay VOLLMER	JR	4,123	2/22/13	10	1.32	11.32	
Team Total								66.89	

11



South Carolina

Southeastern Conference

Event	Scrd As	Athlete	Yr	Scored Mark		Date	Pl. Pts.	Bonus	TOTAL
Scored bests come from PRE-SEASON DATA									
▶ 400	4	Erika RUCKER	JR	52.22		2/22/13	14	1.81	15.81
▶ 5000	24	Kayla LAMPE	JR	16:19.02		2/22/13	0.3	0.00	0.30
▶ 4x400	7			3:33.68		2/22/13	8	1.07	9.07
▶ HJ	1	Jeannelle SCHEPER	SR	1.91m	6-3¼	2/8/13	20	4.36	24.36
▶ PV	10	Petra OLSEN	SR	4.24m	13-11	3/2/13	6	0.43	6.43
▶ PENT	33	Chalese DAVIS	JR	3,827		2/22/13	0.02	0.00	0.02
Team Total									55.99

12



Providence

BIG EAST Conference

Event	Scrd As	Athlete	Yr	Scored Mark	Date	Pl. Pts.	Bonus	TOTAL
Scored bests come from CURRENT season								
5000	2	Emily SISSON	JR	15:40.62	12/7/13	18	2.08	20.08
5000	3	Sarah COLLINS	SO	15:41.00	12/7/13	16	2.04	18.04
5000	4	Laura NAGEL	JR	15:42.60	12/7/13	14	1.88	15.88
Scored bests come from PRE-SEASON DATA								
Mile	16	Emily SISSON	JR	4:38.49	2/22/13	1.25	0.42	1.67
3000	31	Emily SISSON	JR	9:20.68	2/16/13	0.04	0.00	0.04
Team Total								55.71

13



Michigan

Big Ten Conference

Event	Scrd As	Athlete	Yr	Scored Mark	Date	Pl. Pts.	Bonus	TOTAL
Scored bests come from PRE-SEASON DATA								
▶ 800	16	Devon HOPPE	SO	2:06.45	2/22/13	1.25	0.39	1.64
▶ 800	20	Danielle PFEIFER	SO	2:06.63	2/22/13	0.7	0.31	1.01
▶ Mile	13	Shannon OSIKA	JR	4:37.91	3/1/13	3	0.53	3.53
▶ Mile	23	Brook HANDLER	JR	4:40.63	2/8/13	0.4	0.09	0.49
▶ 3000	34	Shannon OSIKA	JR	9:21.09	2/8/13	0.015	0.00	0.01
▶ 60H	12	Cindy OFILI	SO	8.22	2/22/13	4	0.59	4.59
▶ DMR	1			10:56.46	3/9/13	20	2.46	22.46
▶ PV	15	Kiley TOBEL	SR	4.22m	13-10 2/8/13	1.5	0.25	1.75
▶ LJ	3	Erin BUSBEE	SR	6.38m	20-11¼ 3/1/13	16	1.61	17.61
▶ PENT	19	Erin BUSBEE	SR	3,933	2/8/13	0.8	0.05	0.85
Team Total								53.95

"Scrd As", short for "Scored As", Standing used for place points portion of performance's score combining preseason data (when applied) to current season data

Numbers in BLACK are both the performance's actual NCAA rank AND "scored as" rank Numbers in RED indicate actual NCAA rank does not exist or is worse than "scored as" rank Numbers in BLUE indicate actual NCAA rank is better than "scored as" rank

USTFCCCA Non-Member

Non-Member Schools Will NOT be ranked, beginning Week 2



USTFCCCA NCAA Division I National Team Computer Rankings

as of 1/13/2014 10:09:22 AM

2014 Indoor Track & Field, Preseason

Only those who score >0.01 pts are shown
D denotes multiple-event rule in affect

WOMEN

14



Dartmouth

Ivy League

▼ 3

Event	Scrd As	Athlete	Yr	Scored Mark	Date	Pl. Pts.	Bonus	TOTAL
Scored bests come from PRE-SEASON DATA								
► Mile	2	Abbey D'AGOSTINO	SR	4:30.03	2/16/13	D 18	2.68	4.68
► 3000	2	Abbey D'AGOSTINO	SR	8:55.41	1/25/13	18	3.09	21.09
► 5000	1	Abbey D'AGOSTINO	SR	15:28.11	3/9/13	20	3.41	23.41
► HJ	23	Kaitlin WHITEHORN	SO	1.79m	5-10½	0.4	0.00	0.40
► PENT	18	Janae DUNCHACK	SR	3,940	2/23/13	0.9	0.08	0.98
Team Total								50.55

15



Mississippi State

Southeastern Conference

▲ 5

Event	Scrd As	Athlete	Yr	Scored Mark		Date	Pl. Pts.	Bonus	TOTAL
Scored bests come from CURRENT season									
► LJ	22	Rochelle FARQUHARSON	SR	6.16m	20-2½	1/10/14	0.5	0.16	0.66
Scored bests come from PRE-SEASON DATA									
► 60H	23	Erica BOUGARD	JR	8.34		3/9/13	0.4	0.01	0.41
► HJ	18	Erica BOUGARD	JR	1.80m	5-10½	1/12/13	0.9	0.13	1.03
► LJ	1	Erica BOUGARD	JR	6.43m	21-1½	2/22/13	20	2.19	22.19
► TJ	18	Erica BOUGARD	JR	12.73m	41-9½	2/22/13	0.9	0.16	1.06
► PENT	1	Erica BOUGARD	JR	4,399		3/9/13	20	4.71	24.71
Team Total									50.06

16



Kent State

Mid-American Conference

▲ 9

Event	Scrd As	Athlete	Yr	Scored Mark		Date	Pl. Pts.	Bonus	TOTAL
Scored bests come from CURRENT season									
► SP	15	Joh'vonnie MOSLEY	SR	16.51m	54-2	1/11/14	1.5	0.32	1.82
► WT	12	Jackie LEPPELMEIER	JR	20.45m	67-1½	12/6/13	4	0.54	4.54
Scored bests come from PRE-SEASON DATA									
► 200	13	Shanequa WILLIAMS	SR	23.53f	(23.89)	2/22/13	3	0.46	3.46
► 400	26	Shanequa WILLIAMS	SR	53.73f	(54.44)	2/22/13	0.15	0.06	0.21
► 60H	20	Ann Marie DUFFUS	SR	8.29		3/1/13	0.7	0.20	0.90
► HJ	3	Dior DELOPHONT	SO	1.87m	6-1½	3/9/13	16	2.47	18.47
► LJ	9	Ann Marie DUFFUS	SR	6.33m	20-9¾	3/1/13	7	1.04	8.04
► LJ	20	Roseanne ERICKSON	JR	6.17m	20-3	3/1/13	0.7	0.20	0.90
► LJ	34	Dior DELOPHONT	SO	6.06m	19-10¾	1/26/13	0.015	0.00	0.01
► TJ	7	Dior DELOPHONT	SO	13.31m	43-8	3/9/13	9	1.44	10.44
Team Total									48.78

17



Purdue

Big Ten Conference

Event	Scrd As	Athlete	Yr	Scored Mark		Date	Pl. Pts.	Bonus	TOTAL
Scored bests come from CURRENT season									
► LJ	25	Nikki NUNN	SR	6.13m	20-1½	1/11/14	0.2	0.05	0.25
► TJ	19	Cierra BROWN	SO	12.71m	41-8½	1/11/14	0.8	0.13	0.93
► SP	6	Dani BUNCH	SR	16.92m	55-6¼	1/11/14	10	1.14	11.14
► WT	1	Dani BUNCH	SR	21.72m	71-3¼	12/7/13	20	3.44	23.44
Scored bests come from PRE-SEASON DATA									
► 800	6	Vanessa MCLEOD	SO	2:05.21		2/22/13	10	1.09	11.09
Team Total									46.83

"Scrd As", short for "Scored As", Standing used for place points portion of performance's score combining preseason data (when applied) to current season data

Numbers in BLACK are both the performance's actual NCAA rank AND "scored as" rank Numbers in RED indicate actual NCAA rank does not exist or is worse than "scored as" rank Numbers in BLUE indicate actual NCAA rank is better than "scored as" rank

USTFCCCA Non-Member

Non-Member Schools Will NOT be ranked, beginning Week 2



USTFCCCA NCAA Division I National Team Computer Rankings

as of 1/13/2014 10:09:23 AM

2014 Indoor Track & Field, Preseason

Only those who score >0.01 pts are shown
D denotes multiple-event rule in affect

WOMEN

18



Georgetown

BIG EAST Conference

▲17

Event	Scrd As	Athlete	Yr	Scored Mark	Date	Pl. Pts.	Bonus	TOTAL
Scored bests come from PRE-SEASON DATA								
800	18	Chelsea COX	SR	2:06.51	2/1/13	0.9	0.36	1.26
800	27	Andrea KEKLAK	JR	2:07.25	3/1/13	0.125	0.11	0.24
Mile	21	Katrina COOGAN	SO	4:39.74	1/25/13	0.6	0.18	0.78
Mile	25	Rachel PAUL	SO	4:41.09	3/1/13	0.2	0.05	0.25
3000	4	Katrina COOGAN	SO	9:04.85	2/8/13	14	1.55	15.55
3000	8	Madeline CHAMBERS	SR	9:09.20	2/8/13	8	0.86	8.86
DMR	4			10:57.95	3/1/13	14	2.16	16.16
Team Total								43.10

20



Washington

Mountain Pacific Sports Federation

Event	Scrd As	Athlete	Yr	Scored Mark	Date	Pl. Pts.	Bonus	TOTAL	
Scored bests come from PRE-SEASON DATA									
▶ 800	21	Baylee MIRES	JR	2:06.73	2/8/13	0.6	0.26	0.86	
▶ Mile	1	Katie FLOOD	SR	4:28.48	2/10/12	D	20	3.18	5.18
▶ Mile	26	Maddie MEYERS	SO	4:41.72	2/8/13	0.15	0.00	0.15	
▶ 3000	1	Katie FLOOD	SR	8:55.31	1/27/12	20	3.11	23.11	
▶ 3000	10	Megan GOETHALS	SR	9:09.74	2/22/13	6	0.78	6.78	
▶ 5000	12	Megan GOETHALS	SR	15:58.62	2/22/13	4	0.51	4.51	
▶ DMR	13			11:08.09	2/22/13	0.9	0.39	1.29	
Team Total								41.88	

19



Florida State

Atlantic Coast Conference

▼4

Event	Scrd As	Athlete	Yr	Scored Mark		Date	Pl. Pts.	Bonus	TOTAL
Scored bests come from CURRENT season									
▶ LJ	15	Der'Renae FREEMAN	SO	6.21m	20-4½	1/10/14	1.5	0.36	1.86
▶ SP	32	Chelsea WHALEN	SR	15.83m	51-11¼	1/10/14	0.03	0.00	0.03
▶ WT	15	Briana CHERRY-BRONSON	JR	20.24m	66-5	1/10/14	1.5	0.30	1.80
▶ WT	32	Lakitta JOHNSON	SR	19.24m	63-1½	1/10/14	0.03	0.00	0.03
Scored bests come from PRE-SEASON DATA									
▶ 60	22	Marecia PEMBERTON	SR	7.37		2/21/13	0.5	0.35	0.85
▶ Mile	10	Georgia PEEL	SO	4:37.21		2/8/13	6	0.68	6.68
▶ Mile	11	Colleen QUIGLEY	JR	4:37.55		1/25/13	5	0.61	5.61
▶ 3000	18	Colleen QUIGLEY	JR	9:13.79		2/21/13	0.9	0.33	1.23
▶ 5000	20	Kayleigh TYERMAN	SR	16:12.17		2/8/13	0.7	0.02	0.72
▶ 60H	11	Anne ZAGRE	SR	8.21		2/21/13	5	0.66	5.66
▶ DMR	3			10:57.41		2/21/13	16	2.27	18.27
▶ LJ	29	Maryke BRITS	SO	6.10m	20-¾	2/21/13	0.075	0.00	0.08
Team Total									42.81

21



Maryland

Atlantic Coast Conference

Event	Scrd As	Athlete	Yr	Scored Mark		Date	Pl. Pts.	Bonus	TOTAL
Scored bests come from CURRENT season									
▶ HJ	10	Amina SMITH	SR	1.81m	5-11¼	1/11/14	6	0.29	6.29
▶ HJ	10	Thea LAFOND	JR	1.81m	5-11¼	1/11/14	6	0.29	6.29
Scored bests come from PRE-SEASON DATA									
▶ 800	19	Julie SINKOVITZ	SR	2:06.54		3/1/13	0.8	0.35	1.15
▶ HJ	6	Amber MELVILLE	JR	1.83m	6-0	2/8/13	10	0.90	10.90
▶ TJ	12	Thea LAFOND	JR	12.90m	42-4	2/21/13	4	0.38	4.38
▶ PENT	7	Thea LAFOND	JR	4,111		2/21/13	9	1.21	10.21
Team Total									39.23

"Scrd As", short for "Scored As", Standing used for place points portion of performance's score combining preseason data (when applied) to current season data

Numbers in BLACK are both the performance's actual NCAA rank AND "scored as" rank Numbers in RED indicate actual NCAA rank does not exist or is worse than "scored as" rank Numbers in BLUE indicate actual NCAA rank is better than "scored as" rank

USTFCCCA Non-Member

Non-Member Schools Will NOT be ranked, beginning Week 2



USTFCCCA NCAA Division I National Team Computer Rankings

as of 1/13/2014 10:09:23 AM

2014 Indoor Track & Field, Preseason

Only those who score >0.01 pts are shown
D denotes multiple-event rule in affect

WOMEN

22



Villanova

BIG EAST Conference

▲ 3

Event	Scrd As	Athlete	Yr	Scored Mark	Date	Pl. Pts.	Bonus	TOTAL
Scored bests come from PRE-SEASON DATA								
800	11	Kelsey MARGEY	SO	2:06.03	3/1/13	5	0.59	5.59
800	32	Nicky AKANDE	SR	2:07.54	2/16/13	0.03	0.04	0.07
Mile	18	Angel PICCIRILLO	SO	4:39.03	3/1/13	0.9	0.31	1.21
Mile	19	Emily LIPARI	SR	4:39.36	1/25/13	0.8	0.24	1.04
Mile	27	Kelsey MARGEY	SO	4:41.78	2/1/13	0.125	0.00	0.13
Mile	31	Nicky AKANDE	SR	4:42.34	1/25/13	0.04	0.00	0.04
Mile	34	Stephanie SCHAPPERT	JR	4:43.20	2/16/13	0.015	0.00	0.01
3000	7	Emily LIPARI	SR	9:08.91	3/1/13	9	0.91	9.91
5000	31	Summer COOK	SR	16:28.70	2/16/13	0.04	0.00	0.04
DMR	2			10:56.74	2/1/13	18	2.40	20.40
Team Total								38.45

23



Arizona State

Mountain Pacific Sports Federation

▼ 16

Event	Scrd As	Athlete	Yr	Scored Mark	Date	Pl. Pts.	Bonus	TOTAL
Scored bests come from PRE-SEASON DATA								
60	28	Asia GOODEN	SR	7.39A (7.37)	2/8/13	0.1	0.21	0.31
60	32	Jasmine GIBBS	SO	7.41	12/8/12	0.03	0.09	0.12
400	20	Brianna TATE	JR	53.57	3/1/13	0.7	0.15	0.85
800	4	Shelby HOULIHAN	JR	2:04.94	2/8/13	14	1.28	15.28
Mile	30	Shelby HOULIHAN	JR	4:42.32	2/22/13	0.05	0.00	0.05
4x400	12			3:35.17	2/22/13	1	0.52	1.52
PV	15	Shaylah SIMPSON	SR	4.22m 13-10	2/8/13	1.5	0.25	1.75
PV	30	Heather ARSENEAU	SR	4.05m 13-3½	2/14/13	0.05	0.00	0.05
SP	3	Anna JELMINI	SR	17.35m 56-11½	2/14/13	16	2.46	18.46
Team Total								38.39

24



Harvard

Ivy League

▲ 16

Event	Scrd As	Athlete	Yr	Scored Mark	Date	Pl. Pts.	Bonus	TOTAL
Scored bests come from PRE-SEASON DATA								
800	10	Erika VEIDIS	JR	2:05.70	3/1/13	6	0.75	6.75
WT	5	Adabelle EKECHUKWU	SR	20.83m 68-4¼	2/23/13	12	1.30	13.30
PENT	3	Martina SALANDER	SO	4,209	3/9/13	16	2.25	18.25
Team Total								38.30

25



Akron

Mid-American Conference

Event	Scrd As	Athlete	Yr	Scored Mark	Date	Pl. Pts.	Bonus	TOTAL
Scored bests come from PRE-SEASON DATA								
PV	20	Ariane BEAUMONT-COURTEAU	SR	4.13m 13-6½	2/22/13	0.7	0.00	0.70
PV	24	Claire LUCAS	JR	4.10m 13-5¼	2/15/13	0.3	0.00	0.30
WT	2	Brittany FUNK	JR	21.61m 70-10¼	3/2/13	18	3.11	21.11
WT	4	Alexis COOKS	SO	21.02m 68-11¼	2/1/13	14	1.68	15.68
PENT	27	Skyler WILLIS	JR	3,865	2/22/13	0.125	0.00	0.13
Team Total								37.92

26



Baylor

Big 12 Conference

▼ 1

Event	Scrd As	Athlete	Yr	Scored Mark	Date	Pl. Pts.	Bonus	TOTAL
Scored bests come from PRE-SEASON DATA								
60	25	Tiffani MCREYNOLDS	SR	7.38	2/1/13	0.2	0.28	0.48
200	19	Ashley FIELDS	SO	23.64	2/22/13	0.8	0.24	1.04
200	35	Tiffani MCREYNOLDS	SR	23.82	2/1/13	0.01	0.04	0.05
400	34	Raena RHONE	JR	54.09	2/8/13	0.015	0.00	0.01
800	26	Olicia WILLIAMS	SO	2:07.04	3/1/13	0.15	0.16	0.31
60H	1	Tiffani MCREYNOLDS	SR	7.96	3/9/13	20	3.52	23.52
4x400	13			3:35.27	3/1/13	0.9	0.48	1.38
TJ	15	Brianna RICHARDSON	SO	12.78m 41-11¼	3/1/13	1.5	0.22	1.72
WT	8	Erin ATKINSON	SR	20.63m 67-8¼	2/1/13	8	0.90	8.90
Team Total								37.42

27



UCLA

Mountain Pacific Sports Federation

▼ 12

Event	Scrd As	Athlete	Yr	Scored Mark	Date	Pl. Pts.	Bonus	TOTAL
Scored bests come from PRE-SEASON DATA								
60	13	Kylie PRICE	JR	7.35A (7.33)	2/8/13	3	0.55	3.55
60H	4	Brea BUCHANAN	JR	8.12	3/9/13	14	1.62	15.62
4x400	19			3:38.27	2/22/13	0.3	0.00	0.30
PV	22	Natasha KOLBO	SR	4.12m 13-6¼	2/8/13	0.5	0.00	0.50
LJ	8	Kylie PRICE	JR	6.35m 20-10	3/9/13	8	1.27	9.27
SP	26	Victoria OWERS	SO	16.11m 52-10¼	2/8/13	0.15	0.00	0.15
PENT	10	Tatum SOUZA	SR	4,023	2/22/13	6	0.45	6.45
Team Total								35.84

"Scrd As", short for "Scored As", Standing used for place points portion of performance's score combining preseason data (when applied) to current season data

Numbers in BLACK are both the performance's actual NCAA rank AND "scored as" rank Numbers in RED indicate actual NCAA rank does not exist or is worse than "scored as" rank Numbers in BLUE indicate actual NCAA rank is better than "scored as" rank

USTFCCCA Non-Member

Non-Member Schools Will NOT be ranked, beginning Week 2



2014 Indoor Track & Field, Preseason

Only those who score >0.01 pts are shown
D denotes multiple-event rule in affect

WOMEN

28



Iowa State

Big 12 Conference

▼ 19

Event	Scrd As	Athlete	Yr	Scored Mark	Date	Pl. Pts.	Bonus	TOTAL	
Scored bests come from PRE-SEASON DATA									
▶ 800	7	Ejiroghene OKORO	SR	2:05.44	3/9/13	9	0.92	9.92	
▶ DMR	15			11:13.51	1/18/13	0.7	0.03	0.73	
▶ SP	1	Christina HILLMAN	JR	17.69m	58-½	3/9/13	20	3.76	23.76
Team Total								34.41	

29



Arizona

Mountain Pacific Sports Federation

▼ 22

Event	Scrd As	Athlete	Yr	Scored Mark		Date	Pl. Pts.	Bonus	TOTAL
Scored bests come from PRE-SEASON DATA									
▶ 200	25	Shapri ROMERO	SR	23.72A	(23.65)	2/8/13	0.2	0.15	0.35
▶ 400	15	Shapri ROMERO	SR	53.26		3/1/13	1.5	0.33	1.83
▶ 800	31	Meg BELLINO	SR	2:07.50		3/1/13	0.04	0.05	0.09
▶ Mile	20	Nicci CORBIN	JR	4:39.47		3/1/13	0.7	0.22	0.92
▶ 3000	14	Elvin KIBET	RS13	9:12.05		2/24/12	2	0.51	2.51
▶ 5000	13	Elvin KIBET	RS13	15:59.16		2/24/12	3	0.47	3.47
▶ 4x400	17			3:36.35		1/25/13	0.5	0.18	0.68
▶ SP	2	Alyssa HASSLEN	SR	17.48m	57-4¼	2/9/13	18	2.96	20.96
▶ SP	14	Baillie GIBSON	SR	16.58m	54-4¾	2/8/13	2	0.41	2.41
▶ SP	24	Omotayo TALABI	SR	16.13m	52-11	2/8/13	0.3	0.00	0.30
Team Total								33.52	

30



Notre Dame

Atlantic Coast Conference

▲ 5

Event	Scrd As	Athlete	Yr	Scored Mark	Date	Pl. Pts.	Bonus	TOTAL	
Scored bests come from PRE-SEASON DATA									
▶ 400	17	Michelle BROWN	SR	53.30	2/16/13	1	0.31	1.31	
▶ 800	34	Danielle ARAGON	SO	2:07.58	2/1/13	0.015	0.03	0.05	
▶ Mile	28	Kelly CURRAN	SR	4:41.90	2/16/13	0.1	0.00	0.10	
▶ 60H	5	Jade BARBER	JR	8.13	3/1/13	12	1.51	13.51	
▶ 60H	22	Kaila BARBER	JR	8.32	12/7/12	0.5	0.09	0.59	
▶ 4x400	11			3:34.67	3/1/13	2	0.70	2.70	
▶ DMR	5			10:59.08	3/1/13	12	1.93	13.93	
▶ LJ	27	Kaila BARBER	JR	6.12m	20-1	1/19/13	0.125	0.01	0.13
▶ TJ	31	Mary Esther GOURDIN	JR	12.54m	41-1½	2/1/13	0.04	0.00	0.04
▶ PENT	23	Carly LOEFFEL	JR	3,915	2/16/13	0.4	0.00	0.40	
Team Total								32.76	

31



Illinois

Big Ten Conference

▼ 17

Event	Scrd As	Athlete	Yr	Scored Mark	Date	Pl. Pts.	Bonus	TOTAL	
Scored bests come from PRE-SEASON DATA									
▶ 400	32	Asia THOMAS	JR	54.04	2/22/13	0.03	0.00	0.03	
▶ 800	29	Ahlivia SPENCER	SR	2:07.38	2/8/13	0.075	0.08	0.16	
▶ 60H	9	Breeana COLEMAN	SR	8.20	2/22/13	7	0.74	7.74	
▶ 60H	15	Jesica EJESIEME	SR	8.25	2/22/13	1.5	0.36	1.86	
▶ 4x400	5			3:33.30	2/22/13	12	1.21	13.21	
▶ DMR	16			11:14.65	2/8/13	0.6	0.00	0.60	
▶ PV	8	Stephanie RICHARTZ	SR	4.25m	13-11¼	3/9/13	8	0.52	8.52
Team Total								32.12	

32



Arkansas State

Sun Belt Conference

Event	Scrd As	Athlete	Yr	Scored Mark		Date	Pl. Pts.	Bonus	TOTAL
Scored bests come from CURRENT season									
▶ 60	4	Sharika NELVIS	SR	7.31c	6.78(55)	12/1/13	14	0.99	14.99
Scored bests come from PRE-SEASON DATA									
▶ 200	8	Sharika NELVIS	SR	23.38f	(23.74)	2/24/13	8	0.79	8.79
▶ 60H	17	Sharika NELVIS	SR	8.26		2/24/13	1	0.31	1.31
▶ LJ	10	Sharika NELVIS	SR	6.32m	20-9	2/24/13	6	0.93	6.93
Team Total									32.02

33



San Diego State

Mountain West Conference

▼ 8

Event	Scrd As	Athlete	Yr	Scored Mark		Date	Pl. Pts.	Bonus	TOTAL
Scored bests come from PRE-SEASON DATA									
▶ 60H	18	Kristen BROWN	SR	8.28		2/21/13	0.9	0.24	1.14
▶ PV	15	Kristen BROWN	SR	4.22m	13-10	2/8/13	1.5	0.25	1.75
▶ TJ	1	Shanieka THOMAS	SR	14.08m	46-2½	2/8/13	20	4.42	24.42
▶ SP	33	Jasmine BURRELL	JR	15.81m	51-10¾	2/21/13	0.02	0.00	0.02
▶ WT	27	Jasmine BURRELL	JR	19.54m	64-1¼	2/21/13	0.125	0.00	0.13
▶ PENT	15	Allison REASER	SR	3,971		2/21/13	1.5	0.22	1.72
▶ PENT	16	Nicole OUDENAARDEN	SO	3,969		2/21/13	1.25	0.21	1.46
Team Total									30.63

"Scrd As", short for "Scored As", Standing used for place points portion of performance's score combining preseason data (when applied) to current season data

Numbers in BLACK are both the performance's actual NCAA rank AND "scored as" rank Numbers in RED indicate actual NCAA rank does not exist or is worse than "scored as" rank Numbers in BLUE indicate actual NCAA rank is better than "scored as" rank

USTFCCCA Non-Member

Non-Member Schools Will NOT be ranked, beginning Week 2



2014 Indoor Track & Field, Preseason

Only those who score >0.01 pts are shown
D denotes multiple-event rule in affect

WOMEN

34



North Carolina

Atlantic Coast Conference

▲18

Event	Scrd As	Athlete	Yr	Scored Mark	Date	Pl. Pts.	Bonus	TOTAL	
Scored bests come from PRE-SEASON DATA									
▶ Mile	15	Lianne FARBER	SR	4:38.00	2/8/13	1.5	0.51	2.01	
▶ HJ	10	Xenia RAHN	JR	1.81m	5-11¼	1/25/13	6	0.29	6.29
▶ PV	18	Cameron OVERSTREET	JR	4.17m	13-8¼	2/21/13	0.9	0.00	0.90
▶ TJ	14	Briana HUDSON	SR	12.79m	41-11½	1/25/13	2	0.24	2.24
▶ TJ	22	Tristine JOHNSON	SR	12.65m	41-6	2/21/13	0.5	0.05	0.55
▶ PENT	4	Xenia RAHN	JR	4,191	1/25/13	14	2.02	16.02	
Team Total								28.01	

35



Kansas State

Big 12 Conference

▲11

Event	Scrd As	Athlete	Yr	Scored Mark		Date	Pl. Pts.	Bonus	TOTAL
Scored bests come from CURRENT season									
▶ 60H	30	Erica TWISS	JR	8.36		1/10/14	0.05	0.00	0.05
▶ WT	19	Sara SAVATOVIC	SO	19.92m	65-4¼	1/10/14	0.8	0.00	0.80
▶ PENT	20	Erica TWISS	JR	3,927		12/13/13	0.7	0.02	0.72
Scored bests come from PRE-SEASON DATA									
▶ HJ	6	Alyx TREASURE	RS13	1.83m	6-0	2/24/12	10	0.90	10.90
▶ HJ	29	Joslyn BARNES	JR	1.78m	5-10	2/22/13	0.075	0.00	0.08
▶ PENT	5	Merryl MBENG	SR	4,178		3/9/13	12	1.85	13.85
▶ PENT	22	Joslyn BARNES	JR	3,918		2/22/13	0.5	0.00	0.50
Team Total									26.89

36



Oklahoma State

Big 12 Conference

▲4

Event	Scrd As	Athlete	Yr	Scored Mark	Date	Pl. Pts.	Bonus	TOTAL	
Scored bests come from PRE-SEASON DATA									
▶ 800	3	Natalja PILIUSINA	SR	2:04.35	1/25/13	16	1.72	17.72	
▶ Mile	4	Natalja PILIUSINA	SR	4:32.26	2/8/13	D	14	1.97	3.97
▶ 3000	12	Monika JUODESKAITE	JR	9:10.83	2/8/13	4	0.64	4.64	
▶ 5000	25	Monika JUODESKAITE	JR	16:19.79	3/1/13	0.2	0.00	0.20	
▶ DMR	19			11:17.28	2/22/13	0.3	0.00	0.30	
Team Total								26.82	

37



Penn State

Big Ten Conference

Event	Scrd As	Athlete	Yr	Scored Mark		Date	Pl. Pts.	Bonus	TOTAL
Scored bests come from PRE-SEASON DATA									
▶ 60	25	Mahagony JONES	SR	7.38		1/25/13	0.2	0.28	0.48
▶ 200	10	Mahagony JONES	SR	23.47		2/22/13	6	0.59	6.59
▶ 400	30	Dynasty MCGEE	JR	53.87		2/8/13	0.05	0.00	0.05
▶ 60H	9	Evonne BRITTON	RS13	8.20		1/27/12	7	0.74	7.74
▶ 4x400	21			3:38.48		2/2/13	0.1	0.00	0.10
▶ TJ	9	Marlene RICKETTS	SR	12.92m	42-4¾	2/22/13	7	0.41	7.41
▶ WT	20	Melissa KURZDORFER	SR	19.83m	65-¾	2/22/13	0.7	0.00	0.70
▶ PENT	29	Brittney HOWELL	SR	3,851		1/25/13	0.075	0.00	0.08
Team Total									23.14

38



Duke

Atlantic Coast Conference

▼3

Event	Scrd As	Athlete	Yr	Scored Mark	Date	Pl. Pts.	Bonus	TOTAL
Scored bests come from PRE-SEASON DATA								
▶ 800	37	Anima BANKS	SO	2:07.64	2/1/13		0.02	0.02
▶ 5000	7	Juliet BOTTORFF	SR	15:49.45	3/9/13	9	1.17	10.17
▶ DMR	8			11:01.50	3/1/13	6	1.44	7.44
▶ SP	13	Michelle ANUMBA	SR	16.59m	54-5½ 2/8/13	3	0.42	3.42
Team Total								21.05

39



Eastern Illinois

Ohio Valley Conference

▼14

Event	Scrd As	Athlete	Yr	Scored Mark		Date	Pl. Pts.	Bonus	TOTAL
Scored bests come from PRE-SEASON DATA									
▶ PV	2	Jade RIEBOLD	SR	4.45m	14-7%	3/9/13	18	2.53	20.53
Team Total									20.53

39



Virginia Tech

Atlantic Coast Conference

▼5

Event	Scrd As	Athlete	Yr	Scored Mark		Date	Pl. Pts.	Bonus	TOTAL
Scored bests come from PRE-SEASON DATA									
▶ PV	2	Martina SCHULTZE	JR	4.45m	14-7%	2/21/13	18	2.53	20.53
Team Total									20.53

"Scrd As", short for "Scored As", Standing used for place points portion of performance's score combining preseason data (when applied) to current season data

Numbers in BLACK are both the performance's actual NCAA rank AND "scored as" rank Numbers in RED indicate actual NCAA rank does not exist or is worse than "scored as" rank Numbers in BLUE indicate actual NCAA rank is better than "scored as" rank

USTFCCCA Non-Member

Non-Member Schools Will NOT be ranked, beginning Week 2



2014 Indoor Track & Field, Preseason

Only those who score >0.01 pts are shown
D denotes multiple-event rule in affect

WOMEN

41



Idaho

Western Athletic Conference

▼ 1

Event	Scrd As	Athlete	Yr	Scored Mark	Date	Pl. Pts.	Bonus	TOTAL
Scored bests come from PRE-SEASON DATA								
▶ Mile	11	Hannah KISER	SR	4:37.55	3/1/13	D	5 0.61	2.61
▶ 3000	3	Hannah KISER	SR	9:04.74	2/8/13	16	1.57	17.57
Team Total								20.18

42



South Dakota

The Summit League

▲ 4

Event	Scrd As	Athlete	Yr	Scored Mark	Date	Pl. Pts.	Bonus	TOTAL
Scored bests come from PRE-SEASON DATA								
▶ HJ	10	Megan GLISAR	SR	1.81m	5-11½	2/24/13	6 0.29	6.29
▶ PV	6	Bethany BUELL	SR	4.41m	14-5½	2/24/13	10 2.00	12.00
▶ PV	24	Madison MILLS	SO	4.10m	13-5½	2/1/13	0.3 0.00	0.30
Team Total								18.59

43



UTEP

Conference USA

Event	Scrd As	Athlete	Yr	Scored Mark	Date	Pl. Pts.	Bonus	TOTAL
Scored bests come from PRE-SEASON DATA								
▶ 60H	7	Janice JACKSON	SR	8.17		2/23/13	9 1.05	10.05
▶ TJ	9	Nickevea WILSON	SO	12.92m	42-4½	2/23/13	7 0.41	7.41
Team Total								17.46

44



Wisconsin

Big Ten Conference

▲ 2

Event	Scrd As	Athlete	Yr	Scored Mark	Date	Pl. Pts.	Bonus	TOTAL
Scored bests come from PRE-SEASON DATA								
▶ 60H	23	Deanna LATHAM	JR	8.34		3/9/13	0.4 0.01	0.41
▶ SP	9	Kelsey CARD	JR	16.85m	55-3½	3/1/13	7 0.95	7.95
▶ WT	31	Kelsey CARD	JR	19.26m	63-2¼	2/7/13	0.04 0.00	0.04
▶ WT	32	Angela BOUSHEA	JR	19.24m	63-1½	2/22/13	0.03 0.00	0.03
▶ PENT	8	Deanna LATHAM	JR	4,066		3/9/13	8 0.82	8.82
Team Total								17.25

45



Alabama

Southeastern Conference

▲ 1

Event	Scrd As	Athlete	Yr	Scored Mark	Date	Pl. Pts.	Bonus	TOTAL
Scored bests come from PRE-SEASON DATA								
▶ 60	9	Remona BURCHELL		7.34		1/10/13	7 0.66	7.66
▶ 800	23	Yanique MALCOLM	SR	2:06.87		2/22/13	0.4 0.20	0.60
▶ PV	8	Alexis PAINE	JR	4.25m	13-11½	3/9/13	8 0.52	8.52
Team Total								16.78

46



Virginia

Atlantic Coast Conference

Event	Scrd As	Athlete	Yr	Scored Mark	Date	Pl. Pts.	Bonus	TOTAL
Scored bests come from PRE-SEASON DATA								
▶ 400	13	Jordan LAVENDER	JR	53.14		2/21/13	3 0.46	3.46
▶ Mile	5	Vicky FOUHY	SR	4:34.87		3/1/13	12 1.16	13.16
▶ 5000	32	Barbara STREHLER	SR	16:28.88		2/21/13	0.03 0.00	0.03
Team Total								16.65

47



Mississippi

Southeastern Conference

▲ 5

Event	Scrd As	Athlete	Yr	Scored Mark	Date	Pl. Pts.	Bonus	TOTAL
Scored bests come from CURRENT season								
▶ LJ	17	Fabia MCDONALD	SR	6.18m	20-3½	12/6/13	1 0.24	1.24
Scored bests come from PRE-SEASON DATA								
▶ 60	4	Asia COOPER	SO	7.31		3/9/13	14 0.99	14.99
▶ 60H	34	Taryn HARTFIELD	JR	8.42		2/22/13	0.015 0.00	0.01
▶ PENT	34	Fabia MCDONALD	SR	3,823		2/22/13	0.015 0.00	0.01
Team Total								16.26

48



Wichita State

Missouri Valley Conference

▼ 24

Event	Scrd As	Athlete	Yr	Scored Mark	Date	Pl. Pts.	Bonus	TOTAL
Scored bests come from PRE-SEASON DATA								
▶ HJ	4	J'Lynn LEDESMA	SR	1.86m	6-1¼	2/23/13	14 1.99	15.99
Team Total								15.99

"Scrd As", short for "Scored As", Standing used for place points portion of performance's score combining preseason data (when applied) to current season data

Numbers in BLACK are both the performance's actual NCAA rank AND "scored as" rank Numbers in RED indicate actual NCAA rank does not exist or is worse than "scored as" rank Numbers in BLUE indicate actual NCAA rank is better than "scored as" rank

USTFCCCA Non-Member

Non-Member Schools Will NOT be ranked, beginning Week 2



USTFCCCA NCAA Division I National Team Computer Rankings

as of 1/13/2014 10:09:24 AM

2014 Indoor Track & Field, Preseason

Only those who score >0.01 pts are shown
D denotes multiple-event rule in affect

WOMEN

49



BYU

Mountain Pacific Sports Federation

Event	Scrd As	Athlete	Yr	Scored Mark	Date	Pl. Pts.	Bonus	TOTAL
Scored bests come from PRE-SEASON DATA								
800	4	Kelsey BROWN	SR	2:04.94	1/25/13	14	1.28	15.28
PV	24	Rachel FISHER	SR	4.10m 13-5½	1/18/13	0.3	0.00	0.30
PENT	26	Elizabeth WILSON	SR	3,883	2/22/13	0.15	0.00	0.15
Team Total								15.73

50



Clemson

Atlantic Coast Conference

44

Event	Scrd As	Athlete	Yr	Scored Mark	Date	Pl. Pts.	Bonus	TOTAL
Scored bests come from PRE-SEASON DATA								
4x400	14			3:35.55	3/1/13	0.8	0.38	1.18
HJ	9	Mimi LAND	SO	1.82m 5-11½	1/19/13	7	0.58	7.58
PV	34	Christy GASPARINO	JR	4.02m 13-2¼	2/8/13	0.015	0.00	0.01
LJ	17	Mimi LAND	SO	6.18m 20-3¾	2/21/13	1	0.24	1.24
PENT	11	Whitney FOUNTAIN	JR	4,020	12/1/12	5	0.43	5.43
Team Total								15.45

51



Missouri

Southeastern Conference

Event	Scrd As	Athlete	Yr	Scored Mark	Date	Pl. Pts.	Bonus	TOTAL
Scored bests come from CURRENT season								
SP	11	Jill RUSHIN	JR	16.72m 54-10¼	12/6/13	5	0.62	5.62
SP	30	Katie EVANS	SR	16.00m 52-6	12/6/13	0.05	0.00	0.05
Scored bests come from PRE-SEASON DATA								
PV	31	Katrine HAARKLAU	JR	4.03m 13-2¼	3/1/13	0.04	0.00	0.04
SP	8	Kearsten PEOPLES	JR	16.87m 55-4¼	12/7/12	8	1.01	9.01
WT	21	Kearsten PEOPLES	JR	19.81m 65-0	2/22/13	0.6	0.00	0.60
PENT	32	Morgan WHITSON	JR	3,828	2/22/13	0.03	0.00	0.03
Team Total								15.34

52



Southern Illinois

Missouri Valley Conference

Event	Scrd As	Athlete	Yr	Scored Mark	Date	Pl. Pts.	Bonus	TOTAL
Scored bests come from CURRENT season								
SP	21	DeAnna PRICE	JR	16.29m 53-5½	1/10/14	0.6	0.03	0.63
SP	33	Ashley GASTON	JR	15.81m 51-10¼	12/7/13	0.02	0.00	0.02
WT	6	DeAnna PRICE	JR	20.75m 68-1	1/10/14	10	1.14	11.14
Scored bests come from PRE-SEASON DATA								
HJ	18	Kenya CULMER	SR	1.80m 5-10¼	1/25/13	0.9	0.13	1.03
TJ	33	Kenya CULMER	SR	12.51m 41-¾	2/23/13	0.02	0.00	0.02
WT	14	Sophia LOZANO	JR	20.32m 66-8	1/11/13	2	0.38	2.38
Team Total								15.22

53



Auburn

Southeastern Conference

18

Event	Scrd As	Athlete	Yr	Scored Mark	Date	Pl. Pts.	Bonus	TOTAL
Scored bests come from PRE-SEASON DATA								
60	9	Kai SELVON	SR	7.34	2/22/13	7	0.66	7.66
60	30	V'alonee ROBINSON	SR	7.40	2/8/13	0.05	0.14	0.19
60	37	Alycia PRIOR	JR	7.42	2/8/13		0.05	0.05
200	21	Kai SELVON	SR	23.67	2/22/13	0.6	0.21	0.81
60H	30	Samantha SCARLETT	SO	8.36	2/22/13	0.05	0.00	0.05
SP	11	Valentina MUZARIC	SO	16.72m 54-10¼	3/1/13	5	0.62	5.62
Team Total								14.37

54



East Carolina

Conference USA

23

Event	Scrd As	Athlete	Yr	Scored Mark	Date	Pl. Pts.	Bonus	TOTAL
Scored bests come from CURRENT season								
WT	6	Kayla PADGETT	JR	20.75m 68-1	12/7/13	10	1.14	11.14
Scored bests come from PRE-SEASON DATA								
60	28	Tania MINKINS	SR	7.39	1/25/13	0.1	0.21	0.31
200	16	Tyshonda HAWKINS	SR	23.62	3/2/13	1.25	0.26	1.51
200	28	Tania MINKINS	SR	23.75	1/25/13	0.1	0.12	0.22
60H	23	Erin TUCKER	SR	8.34	2/23/13	0.4	0.01	0.41
Team Total								13.59

"Scrd As", short for "Scored As", Standing used for place points portion of performance's score combining preseason data (when applied) to current season data

Numbers in BLACK are both the performance's actual NCAA rank AND "scored as" rank Numbers in RED indicate actual NCAA rank does not exist or is worse than "scored as" rank Numbers in BLUE indicate actual NCAA rank is better than "scored as" rank

USTFCCCA Non-Member

Non-Member Schools Will NOT be ranked, beginning Week 2



USTFCCCA NCAA Division I National Team Computer Rankings

as of 1/13/2014 10:09:25 AM

2014 Indoor Track & Field, Preseason

Only those who score >0.01 pts are shown
D denotes multiple-event rule in affect

WOMEN

55



California

Mountain Pacific Sports Federation

Event	Scrd As	Athlete	Yr	Scored Mark	Date	Pl. Pts.	Bonus	TOTAL
Scored bests come from PRE-SEASON DATA								
3000	22	Kelsey SANTISTEBAN	JR	9:17.52	2/22/13	0.5	0.09	0.59
5000	16	Kelsey SANTISTEBAN	JR	16:01.70	2/8/13	1.25	0.37	1.62
LJ	13	Malaina PAYTON	RS13	6.24m	2/24/12	3	0.47	3.47
SP	28	Chioma AMAECHI	JR	16.01m	52-6½	0.1	0.00	0.10
WT	11	Chioma AMAECHI	JR	20.47m	67-2	5	0.58	5.58
WT	17	Shelby ASHE	SO	20.15m	66-1½	1	0.20	1.20
Team Total								12.56

56



Fresno State

Mountain West Conference

Event	Scrd As	Athlete	Yr	Scored Mark	Date	Pl. Pts.	Bonus	TOTAL
Scored bests come from PRE-SEASON DATA								
LJ	6	Je'Nia SEARS	JR	6.37m	20-10½	10	1.50	11.50
WT	25	Meagan MCKEE	SR	19.56m	64-2½	0.2	0.00	0.20
Team Total								11.70

57



TCU

Big 12 Conference

▼ 17

Event	Scrd As	Athlete	Yr	Scored Mark	Date	Pl. Pts.	Bonus	TOTAL
Scored bests come from PRE-SEASON DATA								
LJ	6	Lorraine UGEN	SR	6.37m	20-10½	10	1.50	11.50
SP	27	Megan SMITH	JR	16.09m	52-9½	0.125	0.00	0.13
Team Total								11.62

58



La Salle

Atlantic 10 Conference

Event	Scrd As	Athlete	Yr	Scored Mark	Date	Pl. Pts.	Bonus	TOTAL
Scored bests come from CURRENT season								
5000	6	Meghan MCGLINCHEY	SR	15:46.50cf	15:53.74	10	1.47	11.47
Team Total								11.47

59



Vanderbilt

Southeastern Conference

Event	Scrd As	Athlete	Yr	Scored Mark	Date	Pl. Pts.	Bonus	TOTAL
Scored bests come from PRE-SEASON DATA								
HJ	6	Brionne WILLIAMS	SR	1.83m	6-0	10	0.90	10.90
Team Total								10.90

60



Miami (Fla.)

Atlantic Coast Conference

Event	Scrd As	Athlete	Yr	Scored Mark	Date	Pl. Pts.	Bonus	TOTAL
Scored bests come from PRE-SEASON DATA								
60	17	Alyssa MCCLURE	SR	7.36	2/21/13	1	0.44	1.44
800	12	Alaine TATE	SR	2:06.09	2/21/13	4	0.57	4.57
HJ	29	Dakota DAILEY-HARRIS	SO	1.78m	5-10	0.075	0.00	0.08
PV	12	Alysha NEWMAN	SO	4.23m	13-10½	4	0.34	4.34
Team Total								10.42

61



Ohio State

Big Ten Conference

▼ 9

Event	Scrd As	Athlete	Yr	Scored Mark	Date	Pl. Pts.	Bonus	TOTAL
Scored bests come from CURRENT season								
60	13	Chesna SYKES	SR	7.35	1/10/14	3	0.55	3.55
60	17	Ashlee ABRAHAM	SR	7.36	1/10/14	1	0.44	1.44
60H	28	Alexis FRANKLIN	SO	8.35	1/10/14	0.1	0.00	0.10
Scored bests come from PRE-SEASON DATA								
200	12	Aisha CAVIN	JR	23.52	2/22/13	4	0.48	4.48
400	29	Aisha CAVIN	JR	53.84	2/22/13	0.075	0.00	0.08
800	24	Katie BORCHERS	JR	2:06.95	2/22/13	0.3	0.18	0.48
800	34	Janel OLBERDING	JR	2:07.58	2/8/13	0.015	0.03	0.05
Team Total								10.18

62



Indiana

Big Ten Conference

Event	Scrd As	Athlete	Yr	Scored Mark	Date	Pl. Pts.	Bonus	TOTAL
Scored bests come from PRE-SEASON DATA								
3000	30	Samantha GINTHER	SR	9:20.02	2/8/13	0.05	0.00	0.05
SP	7	Kyla BUCKLEY	SR	16.90m	55-5½	9	1.08	10.08
Team Total								10.13

"Scrd As", short for "Scored As", Standing used for place points portion of performance's score combining preseason data (when applied) to current season data

Numbers in BLACK are both the performance's actual NCAA rank AND "scored as" rank Numbers in RED indicate actual NCAA rank does not exist or is worse than "scored as" rank Numbers in BLUE indicate actual NCAA rank is better than "scored as" rank

USTFCCCA Non-Member

Non-Member Schools Will NOT be ranked, beginning Week 2



2014 Indoor Track & Field, Preseason

Only those who score >0.01 pts are shown
D denotes multiple-event rule in affect

WOMEN

63



Boise State

Mountain West Conference

Event	Scrd As	Athlete	Yr	Scored Mark	Date	Pl. Pts.	Bonus	TOTAL
Scored bests come from PRE-SEASON DATA								
► Mile	33	Emma BATES	SR	4:42.49	2/21/13	0.02	0.00	0.02
► 3000	17	Emma BATES	SR	9:13.63	2/8/13	1	0.35	1.35
► 5000	9	Emma BATES	SR	15:50.78	3/1/13	7	1.04	8.04
► SP	28	Hayli BOZARTH	SR	16.01m	52-6½	0.1	0.00	0.10
Team Total								9.51

64



Cornell

Ivy League

Event	Scrd As	Athlete	Yr	Scored Mark	Date	Pl. Pts.	Bonus	TOTAL
Scored bests come from PRE-SEASON DATA								
► Mile	24	Emily SHEARER	SR	4:41.02	2/23/13	0.3	0.05	0.35
► 3000	16	Rachel SORNA	SR	9:12.97	2/8/13	1.25	0.41	1.66
► 3000	23	Emily SHEARER	SR	9:17.77	2/8/13	0.4	0.07	0.47
► 5000	10	Rachel SORNA	SR	15:53.76	1/25/13	6	0.84	6.84
Team Total								9.33

65



Tennessee

Southeastern Conference

Event	Scrd As	Athlete	Yr	Scored Mark	Date	Pl. Pts.	Bonus	TOTAL
Scored bests come from CURRENT season								
► SP	17	Cassie WERTMAN	SO	16.43m	53-11	1	0.22	1.22
Scored bests come from PRE-SEASON DATA								
► 400	20	Felicia BROWN	SO	53.57	3/1/13	0.7	0.15	0.85
► 800	22	Kianna RUFF	SR	2:06.84	3/1/13	0.5	0.21	0.71
► PV	10	Linda HADFIELD	SR	4.24m	13-11	6	0.43	6.43
Team Total								9.21

66



West Virginia

Big 12 Conference

▼15

Event	Scrd As	Athlete	Yr	Scored Mark	Date	Pl. Pts.	Bonus	TOTAL
Scored bests come from PRE-SEASON DATA								
► Mile	8	Kelly WILLIAMS	SO	4:36.77	3/1/13	8	0.77	8.77
► 60H	32	Chene TOWNSEND	SR	8.38	2/22/13	0.03	0.00	0.03
Team Total								8.80

67



Georgia Tech

Atlantic Coast Conference

▼15

Event	Scrd As	Athlete	Yr	Scored Mark		Date	Pl. Pts.	Bonus	TOTAL
Scored bests come from CURRENT season									
► LJ	33	Julienne MCKEE	SR	6.07m	19-11	1/11/14	0.02	0.00	0.02
Scored bests come from PRE-SEASON DATA									
► TJ	8	Julienne MCKEE	SR	13.05m	42-9¾	3/9/13	8	0.75	8.75
Team Total									8.77

68



Texas Tech

Big 12 Conference

▼33

Event	Scrd As	Athlete	Yr	Scored Mark		Date	Pl. Pts.	Bonus	TOTAL
Scored bests come from PRE-SEASON DATA									
► 60	32	Cierra WHITE	JR	7.41		2/8/13	0.03	0.09	0.12
► 200	16	Cierra WHITE	JR	23.62		2/22/13	1.25	0.26	1.51
► 400	22	Christen RIVERS	JR	53.66		2/1/13	0.5	0.10	0.60
► 4x400	9			3:33.72		3/1/13	5	1.06	6.06
► LJ	25	Le'Tristan PLEDGER	SO	6.13m	20-1½	2/1/13	0.2	0.05	0.25
► TJ	29	Avril MCGHEE	JR	12.55m	41-2¾	2/22/13	0.075	0.00	0.08
Team Total									8.61

69



UMBC

America East Conference

Event	Scrd As	Athlete	Yr	Scored Mark	Date	Pl. Pts.	Bonus	TOTAL
Scored bests come from PRE-SEASON DATA								
► 60	9	Mercedes JACKSON	JR	7.34	2/1/13	7	0.66	7.66
Team Total								7.66

69



UMES

Mid-Eastern Athletic Conference

Event	Scrd As	Athlete	Yr	Scored Mark	Date	Pl. Pts.	Bonus	TOTAL
Scored bests come from CURRENT season								
► 60	9	Gayon EVANS	JR	7.34	12/6/13	7	0.66	7.66
Team Total								7.66

"Scrd As", short for "Scored As", Standing used for place points portion of performance's score combining preseason data (when applied) to current season data

Numbers in BLACK are both the performance's actual NCAA rank AND "scored as" rank Numbers in RED indicate actual NCAA rank does not exist or is worse than "scored as" rank Numbers in BLUE indicate actual NCAA rank is better than "scored as" rank

USTFCCCA Non-Member

Non-Member Schools Will NOT be ranked, beginning Week 2



2014 Indoor Track & Field, Preseason

Only those who score >0.01 pts are shown
D denotes multiple-event rule in affect

WOMEN

71

Marshall
Conference USA

Event	Scrd As	Athlete	Yr	Scored Mark	Date	Pl. Pts.	Bonus	TOTAL
Scored bests come from PRE-SEASON DATA								
TJ	9	Jasia RICHARDSON	SR	12.92m	42-4%	1/25/13	7 0.41	7.41
Team Total								7.41

72

St. John's (N.Y.)
BIG EAST Conference

Event	Scrd As	Athlete	Yr	Scored Mark	Date	Pl. Pts.	Bonus	TOTAL
Scored bests come from CURRENT season								
WT	10	Danette HINTON	SR	20.50m	67-3%	12/6/13	6 0.64	6.64
Team Total								6.64

73

Minnesota
Big Ten Conference

Event	Scrd As	Athlete	Yr	Scored Mark	Date	Pl. Pts.	Bonus	TOTAL
Scored bests come from PRE-SEASON DATA								
800	13	Alena BROOKS	SR	2:06.24		2/1/13	3 0.49	3.49
800	15	Te'Shon ADDERLY	SR	2:06.42		2/22/13	1.5 0.41	1.91
5000	22	Laura DOCHERTY	SR	16:15.00		2/22/13	0.5 0.00	0.50
5000	23	Molly KAYFES	JR	16:15.31		2/22/13	0.4 0.00	0.40
DMR	20			11:17.94		2/22/13	0.2 0.00	0.20
Team Total								6.50

74

Iowa
Big Ten Conference

Event	Scrd As	Athlete	Yr	Scored Mark	Date	Pl. Pts.	Bonus	TOTAL
Scored bests come from PRE-SEASON DATA								
HJ	10	Khanishah WILLIAMS	JR	1.81m	5-11%	3/2/13	6 0.29	6.29
WT	29	Ashlyn GULVAS	SR	19.35m	63-6	2/15/13	0.075 0.00	0.08
Team Total								6.37

75

Oregon State
Pac-12 Conference

Event	Scrd As	Athlete	Yr	Scored Mark	Date	Pl. Pts.	Bonus	TOTAL
Scored bests come from PRE-SEASON DATA								
HJ	10	Sara ALMEN	SO	1.81m	5-11%	3/1/13	6 0.29	6.29
Team Total								6.29

76

Monmouth
Metro Atlantic Athletic Conference

Event	Scrd As	Athlete	Yr	Scored Mark	Date	Pl. Pts.	Bonus	TOTAL
Scored bests come from CURRENT season								
LJ	11	Mariah TOUSSAINT	SR	6.30m	20-8	1/11/14	5 0.76	5.76
Team Total								5.76

77

George Mason
Atlantic 10 Conference

Event	Scrd As	Athlete	Yr	Scored Mark	Date	Pl. Pts.	Bonus	TOTAL
Scored bests come from PRE-SEASON DATA								
400	24	Daianna BARRON	SR	53.72		3/1/13	0.3 0.07	0.37
4x400	15			3:35.77		3/1/13	0.7 0.30	1.00
PV	12	Mandissa MARSHALL	SR	4.23m	13-10%	3/1/13	4 0.34	4.34
Team Total								5.71

78

Missouri State
Missouri Valley Conference

Event	Scrd As	Athlete	Yr	Scored Mark	Date	Pl. Pts.	Bonus	TOTAL
Scored bests come from PRE-SEASON DATA								
400	11	Althia MAXIMILIEN	JR	53.06		3/1/13	5 0.56	5.56
Team Total								5.56

79

North Dakota State
The Summit League

Event	Scrd As	Athlete	Yr	Scored Mark	Date	Pl. Pts.	Bonus	TOTAL
Scored bests come from PRE-SEASON DATA								
200	16	Antoinette GOODMAN	SR	23.62f (23.98)		2/24/13	1.25 0.26	1.51
400	24	Ashley TINGELSTAD	SR	53.72		3/2/13	0.3 0.07	0.37
60H	13	Deborah JOHN	SR	8.23		3/2/13	3 0.51	3.51
Team Total								5.39

"Scrd As", short for "Scored As", Standing used for place points portion of performance's score combining preseason data (when applied) to current season data

Numbers in BLACK are both the performance's actual NCAA rank AND "scored as" rank Numbers in RED indicate actual NCAA rank does not exist or is worse than "scored as" rank Numbers in BLUE indicate actual NCAA rank is better than "scored as" rank

USTFCCCA Non-Member

Non-Member Schools Will NOT be ranked, beginning Week 2



2014 Indoor Track & Field, Preseason

Only those who score >0.01 pts are shown
D denotes multiple-event rule in affect

WOMEN

80

**Coppin State**
Mid-Eastern Athletic Conference

Event	Scrd As	Athlete	Yr	Scored Mark	Date	Pl. Pts.	Bonus	TOTAL
Scored bests come from CURRENT season								
HJ	29	Deandra DANIEL	SO	1.78m	5-10	1/11/14	0.075	0.00 0.08
TJ	33	Christina EPPS	SR	12.51m	41-½	1/10/14	0.02	0.00 0.02
Scored bests come from PRE-SEASON DATA								
400	12	Melissa CADDLE	JR	53.08	2/1/13	4	0.53	4.53
Team Total								4.63

81

**Tulane**
Conference USA

Event	Scrd As	Athlete	Yr	Scored Mark	Date	Pl. Pts.	Bonus	TOTAL
Scored bests come from PRE-SEASON DATA								
PV	12	Merrit VAN METER	JR	4.23m	13-10½	2/8/13	4	0.34 4.34
TJ	33	Tamika GET-BRAZZEL	SO	12.51m	41-½	1/10/13	0.02	0.00 0.02
Team Total								4.36

82

**Hampton**
Mid-Eastern Athletic Conference

Event	Scrd As	Athlete	Yr	Scored Mark	Date	Pl. Pts.	Bonus	TOTAL
Scored bests come from CURRENT season								
LJ	31	Teiara DENMARK	SR	6.09m	19-11½	12/6/13	0.04	0.00 0.04
Scored bests come from PRE-SEASON DATA								
200	14	Le'Quisha PARKER	JR	23.54	3/1/13	2	0.43	2.43
60H	15	Breana NORMAN	SR	8.25	3/1/13	1.5	0.36	1.86
Team Total								4.33

83

**Nebraska**
Big Ten Conference

Event	Scrd As	Athlete	Yr	Scored Mark	Date	Pl. Pts.	Bonus	TOTAL
Scored bests come from PRE-SEASON DATA								
TJ	16	Anna WEIGANDT	SR	12.75m	41-10	2/22/13	1.25	0.18 1.43
SP	18	Annie JACKSON	SR	16.33m	53-7	2/9/13	0.9	0.08 0.98
SP	33	Veronica GRIZZLE	SR	15.81m	51-10½	2/1/13	0.02	0.00 0.02
WT	28	Veronica GRIZZLE	SR	19.39m	63-7½	2/9/13	0.1	0.00 0.10
PENT	17	Anne MARTIN	SR	3,962	2/22/13	1	0.18	1.18
PENT	21	Jordan STIENS	JR	3,919	2/22/13	0.6	0.00	0.60
Team Total								4.31

84

**Butler**
BIG EAST Conference

Event	Scrd As	Athlete	Yr	Scored Mark	Date	Pl. Pts.	Bonus	TOTAL
Scored bests come from CURRENT season								
3000	13	Mara OLSON	JR	9:11.86	12/13/13	3	0.53	3.53
Scored bests come from PRE-SEASON DATA								
5000	26	Katie CLARK	RS13	16:21.21	2/10/12	0.15	0.00	0.15
Team Total								3.68

85

**UC Davis**
Big West Conference

Event	Scrd As	Athlete	Yr	Scored Mark	Date	Pl. Pts.	Bonus	TOTAL
Scored bests come from PRE-SEASON DATA								
60	13	Ashley MARSHALL	JR	7.35	2/8/13	3	0.55	3.55
Team Total								3.55

86

**Columbia**
Ivy League

Event	Scrd As	Athlete	Yr	Scored Mark	Date	Pl. Pts.	Bonus	TOTAL
Scored bests come from PRE-SEASON DATA								
800	36	Trina BILLS	SR	2:07.59	3/1/13		0.03	0.03
Mile	29	Olivia SADLER	SO	4:42.25	2/8/13	0.075	0.00	0.08
TJ	13	Nadia EKE	JR	12.84m	42-1½	2/23/13	3	0.30 3.30
Team Total								3.41

"Scrd As", short for "Scored As", Standing used for place points portion of performance's score combining preseason data (when applied) to current season data

Numbers in BLACK are both the performance's actual NCAA rank AND "scored as" rank Numbers in RED indicate actual NCAA rank does not exist or is worse than "scored as" rank Numbers in BLUE indicate actual NCAA rank is better than "scored as" rank

USTFCCCA Non-Member

Non-Member Schools Will NOT be ranked, beginning Week 2



USTFCCCA NCAA Division I National Team Computer Rankings

as of 1/13/2014 10:09:26 AM

2014 Indoor Track & Field, Preseason

Only those who score >0.01 pts are shown
D denotes multiple-event rule in affect

WOMEN

87



Michigan State

Big Ten Conference

▼62

Event	Scrd As	Athlete	Yr	Scored Mark	Date	Pl. Pts.	Bonus	TOTAL	
Scored bests come from PRE-SEASON DATA									
▶ Mile	17	Leah O'CONNOR	JR	4:38.74	2/8/13	1	0.36	1.36	
▶ 3000	26	Sara KROLL	JR	9:18.32	2/8/13	0.15	0.05	0.20	
▶ 5000	29	Sara KROLL	JR	16:24.73	2/22/13	0.075	0.00	0.08	
▶ 4x400	16			3:36.34	2/22/13	0.6	0.18	0.78	
▶ DMR	17			11:15.21	2/22/13	0.5	0.00	0.50	
▶ TJ	26	Ashley STACEY	SR	12.62m	41-5	2/22/13	0.15	0.01	0.16
▶ TJ	28	Tori FRANKLIN	JR	12.61m	41-4½	2/22/13	0.1	0.00	0.10
Team Total								3.18	

88



New Mexico State

Western Athletic Conference

Event	Scrd As	Athlete	Yr	Scored Mark	Date	Pl. Pts.	Bonus	TOTAL
Scored bests come from PRE-SEASON DATA								
▶ 200	28	Alishia PERKINS	SR	23.75A (23.68)	2/21/13	0.1	0.12	0.22
▶ 400	14	Brianna CROMARTIE	SR	53.22A (53.11)	2/21/13	2	0.37	2.37
Team Total								2.59

89



NC State

Atlantic Coast Conference

Event	Scrd As	Athlete	Yr	Scored Mark		Date	Pl. Pts.	Bonus	TOTAL
Scored bests come from PRE-SEASON DATA									
▶ 800	33	Kenyetta IYEBELE	SR	2:07.55		2/8/13	0.02	0.04	0.06
▶ 60H	34	Alexis PERRY	SO	8.42		12/1/12	0.015	0.00	0.01
▶ HJ	18	Lacey SHUMAN	SR	1.80m	5-10%	1/25/13	0.9	0.13	1.03
▶ SP	18	Tremanisha TAYLOR	JR	16.33m	53-7	2/21/13	0.9	0.08	0.98
▶ WT	23	Nicole CHAVIS	SO	19.72m	64-8½	2/16/13	0.4	0.00	0.40
Team Total									2.49

90



Charlotte

Conference USA

Event	Scrd As	Athlete	Yr	Scored Mark	Date	Pl. Pts.	Bonus	TOTAL	
Scored bests come from PRE-SEASON DATA									
▶ 60	22	Joann BLAKNEY	JR	7.37	3/2/13	0.5	0.35	0.85	
▶ LJ	16	Joann BLAKNEY	JR	6.20m	20-4½	2/8/13	1.25	0.32	1.57
Team Total								2.42	

91



Rice

Conference USA

Event	Scrd As	Athlete	Yr	Scored Mark		Date	Pl. Pts.	Bonus	TOTAL
Scored bests come from PRE-SEASON DATA									
▶ PV	22	Mckenzie JOHNSON	SO	4.12m	13-6¼	2/23/13	0.5	0.00	0.50
▶ SP	15	Claire UKE	JR	16.51m	54-2	2/23/13	1.5	0.32	1.82
Team Total									2.32

92



Weber State

Big Sky Conference

Event	Scrd As	Athlete	Yr	Scored Mark	Date	Pl. Pts.	Bonus	TOTAL
Scored bests come from PRE-SEASON DATA								
▶ 5000	15	Sarah CALLISTER	SR	16:00.95	2/8/13	1.5	0.40	1.90
Team Total								1.90

93



Southern California

Mountain Pacific Sports Federation

Event	Scrd As	Athlete	Yr	Scored Mark	Date	Pl. Pts.	Bonus	TOTAL	
Scored bests come from PRE-SEASON DATA									
▶ 60	42	Alexis FAULKNER	SO	7.43	2/23/13		0.02	0.02	
▶ 200	20	Tynia GAITHER	SO	23.66	2/22/13	0.7	0.22	0.92	
▶ 200	32	Jessica DAVIS	SR	23.79	2/8/13	0.03	0.07	0.10	
▶ 4x400	20			3:38.40	2/8/13	0.2	0.00	0.20	
▶ TJ	23	Melia COX	JR	12.64m	41-5½	2/8/13	0.4	0.04	0.44
Team Total								1.67	

94



Princeton

Ivy League

Event	Scrd As	Athlete	Yr	Scored Mark		Date	Pl. Pts.	Bonus	TOTAL
Scored bests come from PRE-SEASON DATA									
▶ TJ	17	Imani OLIVER	SR	12.74m	41-9%	2/23/13	1	0.17	1.17
▶ WT	22	Julia RATCLIFFE	SO	19.74m	64-9%	2/9/13	0.5	0.00	0.50
Team Total									1.67

"Scrd As", short for "Scored As", Standing used for place points portion of performance's score combining preseason data (when applied) to current season data

Numbers in BLACK are both the performance's actual NCAA rank AND "scored as" rank Numbers in RED indicate actual NCAA rank does not exist or is worse than "scored as" rank Numbers in BLUE indicate actual NCAA rank is better than "scored as" rank

USTFCCCA Non-Member

Non-Member Schools Will NOT be ranked, beginning Week 2



USTFCCCA NCAA Division I National Team Computer Rankings

as of 1/13/2014 10:09:27 AM

2014 Indoor Track & Field, Preseason

Only those who score >0.01 pts are shown
D denotes multiple-event rule in affect

WOMEN

95



Syracuse

Atlantic Coast Conference

Event	Scrd As	Athlete	Yr	Scored Mark	Date	Pl. Pts.	Bonus	TOTAL
Scored bests come from CURRENT season								
TJ	29	Regine HUNTER	FR	12.55m	41-2¼	1/10/14	0.075	0.00 0.08
Scored bests come from PRE-SEASON DATA								
60	37	Shaina HARRISON	SO	7.42	1/11/13		0.05	0.05
5000	34	Sarah PAGANO	SR	16:30.17	2/16/13	0.015	0.00	0.01
DMR	12			11:07.26	3/1/13	1	0.50	1.50
Team Total								1.64

96



Sacramento State

Big Sky Conference

Event	Scrd As	Athlete	Yr	Scored Mark	Date	Pl. Pts.	Bonus	TOTAL
Scored bests come from PRE-SEASON DATA								
WT	16	Erinn JONES	SR	20.17m	66-2¼	3/1/13	1.25	0.23 1.48
Team Total								1.48

97



William and Mary

Colonial Athletic Association

Event	Scrd As	Athlete	Yr	Scored Mark	Date	Pl. Pts.	Bonus	TOTAL
Scored bests come from CURRENT season								
3000	25	Elaina BALOURIS	SR	9:18.25cf	9:23.03	12/7/13	0.2	0.05 0.25
3000	29	Emily STITES	SO	9:19.90cf	9:24.70	12/7/13	0.075	0.00 0.08
Scored bests come from PRE-SEASON DATA								
5000	18	Emily STITES	SO	16:05.71	3/1/13	0.9	0.24	1.14
Team Total								1.46

98



Louisiana Tech

Conference USA

Event	Scrd As	Athlete	Yr	Scored Mark	Date	Pl. Pts.	Bonus	TOTAL
Scored bests come from PRE-SEASON DATA								
60H	18	Kim FRANCIS	SR	8.28A	(8.26)	2/21/13	0.9	0.24 1.14
Team Total								1.14

99



VCU

Atlantic 10 Conference

Event	Scrd As	Athlete	Yr	Scored Mark	Date	Pl. Pts.	Bonus	TOTAL
Scored bests come from PRE-SEASON DATA								
400	18	Kiara PORTER	JR	53.43	1/25/13	0.9	0.23	1.13
Team Total								1.13

100



UAB

Conference USA

Event	Scrd As	Athlete	Yr	Scored Mark	Date	Pl. Pts.	Bonus	TOTAL
Scored bests come from CURRENT season								
3000	19	Elinor KIRK	SR	9:14.10	1/10/14	0.8	0.30	1.10
Scored bests come from PRE-SEASON DATA								
5000	33	Elinor KIRK	SR	16:28.90	2/1/13	0.02	0.00	0.02
Team Total								1.12

101



Connecticut

American Athletic Conference

Event	Scrd As	Athlete	Yr	Scored Mark	Date	Pl. Pts.	Bonus	TOTAL
Scored bests come from CURRENT season								
HJ	18	Natasha MCLAREN	SR	1.80m	5-10¾	1/11/14	0.9	0.13 1.03
Team Total								1.03

102



San Francisco

West Coast Conference

Event	Scrd As	Athlete	Yr	Scored Mark	Date	Pl. Pts.	Bonus	TOTAL
Scored bests come from PRE-SEASON DATA								
5000	19	Jana SOETHOUT	SR	16:11.78	2/8/13	0.8	0.04	0.84
Team Total								0.84

103



Southern Utah

Big Sky Conference

Event	Scrd As	Athlete	Yr	Scored Mark	Date	Pl. Pts.	Bonus	TOTAL
Scored bests come from PRE-SEASON DATA								
SP	20	Kayla KOVAR	SR	16.31m	53-6¼	2/22/13	0.7	0.06 0.76
PENT	30	Shaye MAURER	SR	3,841	2/22/13	0.05	0.00	0.05
Team Total								0.81

"Scrd As", short for "Scored As", Standing used for place points portion of performance's score combining preseason data (when applied) to current season data

Numbers in BLACK are both the performance's actual NCAA rank AND "scored as" rank Numbers in RED indicate actual NCAA rank does not exist or is worse than "scored as" rank Numbers in BLUE indicate actual NCAA rank is better than "scored as" rank

USTFCCCA Non-Member

Non-Member Schools Will NOT be ranked, beginning Week 2



USTFCCCA NCAA Division I National Team Computer Rankings

as of 1/13/2014 10:09:27 AM

2014 Indoor Track & Field, Preseason

Only those who score >0.01 pts are shown
D denotes multiple-event rule in affect

WOMEN

104



Houston

American Athletic Conference

Event	Scrd As	Athlete	Yr	Scored Mark	Date	Pl. Pts.	Bonus	TOTAL
Scored bests come from CURRENT season								
PV	19	Karley KING	SR	4.15m	12/7/13	0.8	0.00	0.80
Team Total								0.80

105



Eastern Michigan

Mid-American Conference

Event	Scrd As	Athlete	Yr	Scored Mark	Date	Pl. Pts.	Bonus	TOTAL
Scored bests come from PRE-SEASON DATA								
60H	21	Vanessa CLERVEAUX	SO	8.30	2/16/13	0.6	0.16	0.76
Team Total								0.76

106



Pittsburgh

Atlantic Coast Conference

Event	Scrd As	Athlete	Yr	Scored Mark	Date	Pl. Pts.	Bonus	TOTAL
Scored bests come from CURRENT season								
60H	33	Taranisha TAYLOR	SO	8.39	1/11/14	0.02	0.00	0.02
TJ	21	Julia KOLOSKI	SR	12.66m	12/6/13	0.6	0.06	0.66
Scored bests come from PRE-SEASON DATA								
60	37	Funmi ALABI	SR	7.42	1/5/13	0.05	0.00	0.05
Team Total								0.73

107



Ohio

Mid-American Conference

Event	Scrd As	Athlete	Yr	Scored Mark	Date	Pl. Pts.	Bonus	TOTAL
Scored bests come from PRE-SEASON DATA								
5000	21	Juli ACCURSO	SR	16:13.56	3/1/13	0.6	0.00	0.60
DMR	21			11:19.52f (11:26.80)	2/22/13	0.1	0.00	0.10
Team Total								0.70

108



Colorado State

Mountain West Conference

Event	Scrd As	Athlete	Yr	Scored Mark		Date	Pl. Pts.	Bonus	TOTAL
Scored bests come from PRE-SEASON DATA									
▶ HJ	23	Ashley REID	SR	1.79m	5-10½	2/9/13	0.4	0.00	0.40
▶ WT	25	Kiah HICKS	JR	19.56m	64-2½	2/21/13	0.2	0.00	0.20
Team Total									0.60

109



Indiana State

Missouri Valley Conference

▼90

Event	Scrd As	Athlete	Yr	Scored Mark		Date	Pl. Pts.	Bonus	TOTAL
Scored bests come from PRE-SEASON DATA									
▶ 60	37	Katie WISE	SO	7.42		2/8/13		0.05	0.05
▶ PV	31	Kimyanna RUDOLPH	SO	4.03m	13-2½	3/1/13	0.04	0.00	0.04
▶ SP	22	Mary THEISEN	RS13	16.23m	53-3	2/25/12		0.5	0.50
Team Total									0.59

110



Air Force

Mountain West Conference

Event	Scrd As	Athlete	Yr	Scored Mark		Date	Pl. Pts.	Bonus	TOTAL
Scored bests come from CURRENT season									
▶ HJ	23	Rachel HERALD	SR	1.79m	5-10½	12/13/13	0.4	0.00	0.40
Scored bests come from PRE-SEASON DATA									
▶ TJ	26	Kassie GURNELL	SR	12.62m	41-5	2/21/13	0.15	0.01	0.16
Team Total									0.56

111



Western Michigan

Mid-American Conference

Event	Scrd As	Athlete	Yr	Scored Mark	Date	Pl. Pts.	Bonus	TOTAL
Scored bests come from PRE-SEASON DATA								
► PENT	24	Lindsey HUFNAGEL	JR	3,892	2/22/13	0.3	0.00	0.30
► PENT	25	Kathryn PICKETT	JR	3,887	2/22/13	0.2	0.00	0.20
Team Total								0.50

"Scrd As", short for "Scored As", Standing used for place points portion of performance's score combining preseason data (when applied) to current season data

Numbers in BLACK are both the performance's actual NCAA rank AND "scored as" rank Numbers in RED indicate actual NCAA rank does not exist or is worse than "scored as" rank Numbers in BLUE indicate actual NCAA rank is better than "scored as" rank

USTFCCCA Non-Member

Non-Member Schools Will NOT be ranked, beginning Week 2



2014 Indoor Track & Field, Preseason

Only those who score >0.01 pts are shown
D denotes multiple-event rule in affect

WOMEN

112



Morgan State

Mid-Eastern Athletic Conference

Event	Scrd As	Athlete	Yr	Scored Mark	Date	Pl. Pts.	Bonus	TOTAL
Scored bests come from PRE-SEASON DATA								
400	23	Ekundayo SOGBESAN	SR	53.67	3/1/13	0.4	0.10	0.50
Team Total								0.50

113



Wake Forest

Atlantic Coast Conference

Event	Scrd As	Athlete	Yr	Scored Mark		Date	Pl. Pts.	Bonus	TOTAL
Scored bests come from PRE-SEASON DATA									
▶ HJ	23	Nyki CALDWELL	JR	1.79m	5-10½	3/2/13	0.4	0.00	0.40
▶ PV	34	Katie ADAIR	JR	4.02m	13-2½	2/8/13	0.015	0.00	0.01
Team Total									0.42

114



Charleston Southern

Big South Conference

Event	Scrd As	Athlete	Yr	Scored Mark	Date	Pl. Pts.	Bonus	TOTAL
Scored bests come from PRE-SEASON DATA								
60H	23	Mulern JEAN	JR	8.34	2/8/13	0.4	0.01	0.41
Team Total								0.41

114



Jacksonville

Atlantic Sun Conference

Event	Scrd As	Athlete	Yr	Scored Mark	Date	Pl. Pts.	Bonus	TOTAL
Scored bests come from PRE-SEASON DATA								
60H	23	Shanique WALKER	JR	8.34	2/22/13	0.4	0.01	0.41
Team Total								0.41

116



Colorado

Mountain Pacific Sports Federation

▼ 96

Event	Scrd As	Athlete	Yr	Scored Mark	Date	Pl. Pts.	Bonus	TOTAL
Scored bests come from PRE-SEASON DATA								
3000	24	Shalaya KIPP	RS13	9:18.03	2/24/12	0.3	0.06	0.36
PENT	31	Abrianna TORRES	SO	3,832	2/22/13	0.04	0.00	0.04
Team Total								0.40

117



Manhattan

Metro Atlantic Athletic Conference

Event	Scrd As	Athlete	Yr	Scored Mark	Date	Pl. Pts.	Bonus	TOTAL	
Scored bests come from CURRENT season									
► HJ	23	Ida VIRDEBRANT	FR	1.79m	5-10½	12/13/13	0.4	0.00	0.40
Team Total								0.40	

117



North Texas

Conference USA

Event	Scrd As	Athlete	Yr	Scored Mark		Date	Pl. Pts.	Bonus	TOTAL
Scored bests come from PRE-SEASON DATA									
► HJ	23	Shahaf BARENI	SR	1.79m	5-10%	1/25/13	0.4	0.00	0.40
Team Total									0.40

117



Western Kentucky

Sun Belt Conference

Event	Scrd As	Athlete	Yr	Scored Mark		Date	Pl. Pts.	Bonus	TOTAL
Scored bests come from CURRENT season									
► SP	23	Jessica RAMSEY	SR	16.18m	53-1	12/3/13	0.4	0.00	0.40
Team Total									0.40

120



Buffalo

Mid-American Conference

Event	Scrd As	Athlete	Yr	Scored Mark	Date	Pl. Pts.	Bonus	TOTAL
Scored bests come from PRE-SEASON DATA								
800	25	Meghan MANLEY	JR	2:06.97	2/8/13	0.2	0.18	0.38
Team Total								0.38

121



Eastern Washington

Big Sky Conference

Event	Scrd As	Athlete	Yr	Scored Mark		Date	Pl. Pts.	Bonus	TOTAL
Scored bests come from CURRENT season									
► PV	24	Keisa MONTEROLA	SR	4.10m	13-5%	12/6/13	0.3	0.00	0.30
Team Total									0.30

"Scrd As", short for "Scored As", Standing used for place points portion of performance's score combining preseason data (when applied) to current season data

Numbers in BLACK are both the performance's actual NCAA rank AND "scored as" rank Numbers in RED indicate actual NCAA rank does not exist or is worse than "scored as" rank Numbers in BLUE indicate actual NCAA rank is better than "scored as" rank

USTFCCCA Non-Member

Non-Member Schools Will NOT be ranked, beginning Week 2



2014 Indoor Track & Field, Preseason

Only those who score >0.01 pts are shown
D denotes multiple-event rule in affect

WOMEN

121



Wyoming

Mountain West Conference

Event	Scrd As	Athlete	Yr	Scored Mark	Date	Pl. Pts.	Bonus	TOTAL
Scored bests come from PRE-SEASON DATA								
WT	24	Shreese DANIELS	JR	19.68m 64-7	12/7/12	0.3	0.00	0.30
Team Total								0.30

123



Northern Arizona

Big Sky Conference

Event	Scrd As	Athlete	Yr	Scored Mark	Date	Pl. Pts.	Bonus	TOTAL
Scored bests come from PRE-SEASON DATA								
60	30	Isatu FOFANAH	SO	7.40A (7.36)	1/19/13	0.05	0.14	0.19
WT	34	Lauren STUART	SR	19.17m 62-10½	2/22/13	0.015	0.00	0.01
Team Total								0.20

124



Tennessee State

Ohio Valley Conference

Event	Scrd As	Athlete	Yr	Scored Mark	Date	Pl. Pts.	Bonus	TOTAL
Scored bests come from CURRENT season								
LJ	29	Clairwin DAMEUS	SO	6.10m 20-¼	1/10/14	0.075	0.00	0.08
Scored bests come from PRE-SEASON DATA								
LJ	28	Ashontae JACKSON	JR	6.11m 20-½	12/8/12	0.1	0.00	0.10
Team Total								0.18

125



Central Connecticut State

Northeast Conference

Event	Scrd As	Athlete	Yr	Scored Mark	Date	Pl. Pts.	Bonus	TOTAL
Scored bests come from PRE-SEASON DATA								
HJ	29	Ronea SAUNDERS	JR	1.78m 5-10	2/1/13	0.075	0.00	0.08
Team Total								0.08

125



Elon

Southern Conference

Event	Scrd As	Athlete	Yr	Scored Mark	Date	Pl. Pts.	Bonus	TOTAL
Scored bests come from PRE-SEASON DATA								
HJ	29	Megan KIRSCHLING	SO	1.78m 5-10	2/2/13	0.075	0.00	0.08
Team Total								0.08

125



North Carolina A&T

Mid-Eastern Athletic Conference

Event	Scrd As	Athlete	Yr	Scored Mark	Date	Pl. Pts.	Bonus	TOTAL
Scored bests come from CURRENT season								
HJ	29	Nakita GRAY	SO	1.78m 5-10	1/11/14	0.075	0.00	0.08
Team Total								0.08

128



Northern Iowa

Missouri Valley Conference

Event	Scrd As	Athlete	Yr	Scored Mark	Date	Pl. Pts.	Bonus	TOTAL
Scored bests come from PRE-SEASON DATA								
WT	30	Kelsey SUKOVATY	SR	19.31m 63-4¼	2/23/13	0.05	0.00	0.05
Team Total								0.05

128



Toledo

Mid-American Conference

Event	Scrd As	Athlete	Yr	Scored Mark	Date	Pl. Pts.	Bonus	TOTAL
Scored bests come from PRE-SEASON DATA								
5000	30	Mackenzie CHOJNACKY	JR	16:25.38	2/8/13	0.05	0.00	0.05
Team Total								0.05

130



Sam Houston State

Southland Conference

Event	Scrd As	Athlete	Yr	Scored Mark	Date	Pl. Pts.	Bonus	TOTAL
Scored bests come from PRE-SEASON DATA								
400	31	Lygia FOREMAN	JR	54.03f (54.74)	2/22/13	0.04	0.00	0.04
Team Total								0.04

131



UMass

Atlantic 10 Conference

Event	Scrd As	Athlete	Yr	Scored Mark	Date	Pl. Pts.	Bonus	TOTAL
Scored bests come from PRE-SEASON DATA								
TJ	32	Rebecca STOYLE	JR	12.52m 41-1	2/16/13	0.03	0.00	0.03
Team Total								0.03

"Scrd As", short for "Scored As", Standing used for place points portion of performance's score combining preseason data (when applied) to current season data

Numbers in BLACK are both the performance's actual NCAA rank AND "scored as" rank Numbers in RED indicate actual NCAA rank does not exist or is worse than "scored as" rank Numbers in BLUE indicate actual NCAA rank is better than "scored as" rank

USTFCCCA Non-Member

Non-Member Schools Will NOT be ranked, beginning Week 2



2014 Indoor Track & Field, Preseason

Only those who score >0.01 pts are shown
 D denotes multiple-event rule in affect

WOMEN

132



Oral Roberts

Southland Conference

Event	Scrd As	Athlete	Yr	Scored Mark	Date	Pl. Pts.	Bonus	TOTAL
-------	---------	---------	----	-------------	------	----------	-------	-------

Scored bests come from PRE-SEASON DATA

400	33	Madison REYNOLDS	SO	54.08f	(54.79)	2/22/13	0.02	0.00	0.02
-----	----	------------------	----	--------	---------	---------	------	------	------

Team Total 0.02

133



Oklahoma

Big 12 Conference

113

Event	Scrd As	Athlete	Yr	Scored Mark	Date	Pl. Pts.	Bonus	TOTAL
-------	---------	---------	----	-------------	------	----------	-------	-------

Scored bests come from PRE-SEASON DATA

60	42	Erin JONES	SR	7.43		2/22/13	0.02	0.00	0.02
----	----	------------	----	------	--	---------	------	------	------

Team Total 0.02

133



Western Carolina

Southern Conference

Event	Scrd As	Athlete	Yr	Scored Mark	Date	Pl. Pts.	Bonus	TOTAL
-------	---------	---------	----	-------------	------	----------	-------	-------

Scored bests come from PRE-SEASON DATA

60	42	Tayla CARTER	SO	7.43		2/23/13	0.02	0.00	0.02
----	----	--------------	----	------	--	---------	------	------	------

Team Total 0.02

135



Marquette

BIG EAST Conference

Event	Scrd As	Athlete	Yr	Scored Mark	Date	Pl. Pts.	Bonus	TOTAL
-------	---------	---------	----	-------------	------	----------	-------	-------

Scored bests come from CURRENT season

LJ	34	Carlye SCHUH	SR	6.06m	19-10%	12/6/13	0.015	0.00	0.01
----	----	--------------	----	-------	--------	---------	-------	------	------

Team Total 0.01

"Scrd As", short for "Scored As", Standing used for place points portion of performance's score combining preseason data (when applied) to current season data

Numbers in BLACK are both the performance's actual NCAA rank AND "scored as" rank Numbers in RED indicate actual NCAA rank does not exist or is worse than "scored as" rank Numbers in BLUE indicate actual NCAA rank is better than "scored as" rank

USTFCCCA Non-Member

Non-Member Schools Will NOT be ranked, beginning Week 2