



# USTFCCCA NCAA Division I National Team Computer Rankings

as of 2/17/2014 11:51:04 AM

## 2014 Indoor Track & Field, Week #4

Only those who score >0.01 pts are shown  
D denotes multiple-event rule in affect

### MEN

# 1



## Arkansas

### Southeastern Conference

## unch

Event	Scrd As	Athlete	Yr	Scored Mark	Date	Pl.	Pts.	Bonus	TOTAL
Scored bests come from CURRENT season									
▶ 200	25	Omar MCLEOD	FR	21.09	1/17/14	0.2	0.20		0.40
▶ 200	29	Jarrion LAWSON	SO	21.11	1/31/14	0.075	0.17		0.25
▶ 400	5	Neil BRADDY	SR	45.96	2/14/14	12	1.26		13.26
▶ 400	22	Eric JANISE	SO	46.62	1/31/14	0.5	0.28		0.78
▶ 400	25	Travis SOUTHARD	SR	46.71	2/14/14	0.2	0.19		0.39
▶ 800	7	Patrick RONO	JR	1:47.96	2/14/14	9	0.97		9.97
▶ 800	13	Tomas SQUELLA	SO	1:48.70	2/14/14	3	0.43		3.43
▶ 3000	39	Solomon HAILE	SR	8:01.65	1/31/14		0.04		0.04
▶ 5000	28	Solomon HAILE	SR	14:03.08 OT	2/14/14	0.1	0.06		0.16
▶ 5000	32	Gabe GONZALES	SO	14:03.80 OT	2/14/14	0.03	0.03		0.06
▶ 60H	12	Omar MCLEOD	FR	7.76	1/17/14	4	0.56		4.56
▶ 4x400	3	Lawson, Janise, Southard, Braddy		3:05.02	1/31/14	16	2.28		18.28
▶ DMR	20	Rono, Southard, Squella, Kebenei		9:41.51	1/31/14	0.2	0.22		0.42
▶ HJ	6	Anthony MAY	SR	2.21m	7-3	2/14/14	10	0.87	10.87
▶ HJ	25	Noah KITTELSON	SR	2.16m	7-1	2/14/14	0.2	0.00	0.20
▶ HJ	25	Ken LEGASSEY	FR	2.16m	7-1	1/17/14	0.2	0.00	0.20
▶ PV	3	Andrew IRWIN	JR	5.60m	18-4½	2/14/14	16	2.16	18.16
▶ LJ	1	Raymond HIGGS	SR	7.99m	26-2¾	2/14/14	20	2.95	22.95
▶ LJ	4	Jarrion LAWSON	SO	7.86m	25-9¾	2/14/14	14	1.81	15.81
▶ TJ	5	Anthony MAY	SR	16.07m	52-8¾	1/31/14	12	1.18	13.18
▶ TJ	7	Clive PULLEN	FR	16.01m	52-6¾	2/7/14	9	0.93	9.93
▶ TJ	33	Raymond HIGGS	SR	15.41m	50-6¾	1/31/14	0.02	0.00	0.02
Scored bests come from PRE-SEASON DATA									
▶ HEPT	1	Kevin LAZAS	SR	6,175	3/9/13	20	2.95		22.95
▶ HEPT	21	Nathanael FRANKS	JR	5,497	2/22/13	0.6	0.02		0.62
▶ HEPT	23	Julius SOMMER	SO	5,449	2/22/13	0.4	0.00		0.40
Team Total									167.28

# 2



## Florida

### Southeastern Conference

## unch

Event	Scrd As	Athlete	Yr	Scored Mark	Date	Pl.	Pts.	Bonus	TOTAL
Scored bests come from CURRENT season									
▶ 60	13	Antwan WRIGHT	SO	6.63	1/10/14	3	0.63		3.63
▶ 60	16	Hugh GRAHAM, JR.	JR	6.64	2/14/14	1.25	0.49		1.74
▶ 200	2	Arman HALL	SO	20.68	2/15/14	18	1.61		19.61
▶ 200	12	Dedric DUKES	JR	20.93	2/7/14	4	0.59		4.59
▶ 400	3	Arman HALL	SO	45.63	1/31/14	D	16	1.94	3.94
▶ 400	21	Hugh GRAHAM, JR.	JR	46.58 OT	1/24/14	0.6	0.33		0.93
▶ 800	5	Sean OBINWA	SR	1:47.76 OT	2/14/14	12	1.13		13.13
▶ 800	9	Andres ARROYO	FR	1:47.97 OT	2/14/14	7	0.97		7.97
▶ 800	10	Ryan SCHNULLE	SO	1:48.05	1/31/14	6	0.90		6.90
▶ 3000	29	Mark PARRISH	JR	7:59.72	1/31/14	0.075	0.16		0.23
▶ 5000	8	Mark PARRISH	JR	13:43.15 OT	2/14/14	8	1.18		9.18
▶ 60H	4	Eddie LOVETT	SR	7.69	2/15/14	14	1.31		15.31
▶ 4x400	1	Glass, Graham, Jr, Uruburu, Hall		3:04.46	1/31/14	20	2.64		22.64
▶ DMR	21	Schnulle, Graham, Jr, Obinwa, Arroyo		9:41.95 OT	1/24/14	0.1	0.15		0.25
▶ LJ	3	Marquis DENDY	JR	7.87m	25-10	1/31/14	16	1.90	17.90
▶ SP	18	Stipe ZUNIC	JR	18.98m	62-3¾	2/15/14	0.9	0.13	1.03
Team Total									128.99

"Scrd As", short for "Scored As", Standing used for place points portion of performance's score combining preseason data (when applied) to current season data

Numbers in BLACK are both the performance's actual NCAA rank AND "scored as" rank Numbers in RED indicate actual NCAA rank does not exist or is worse than "scored as" rank Numbers in BLUE indicate actual NCAA rank is better than "scored as" rank

USTFCCCA Non-Member

Non-Member Schools Will NOT be ranked, beginning Week 2



# USTFCCCA NCAA Division I National Team Computer Rankings

as of 2/17/2014 11:51:05 AM

## 2014 Indoor Track & Field, Week #4

Only those who score >0.01 pts are shown  
D denotes multiple-event rule in affect

### MEN

3



**Texas A&M**

Southeastern Conference

▲ 1

Event	Scrd As	Athlete	Yr	Scored Mark	Date	Pl. Pts.	Bonus	TOTAL	
Scored bests come from CURRENT season									
▶ 60	2	Prezel HARDY, JR.	SR	6.56	1/17/14	18	1.75	19.75	
▶ 60	18	Shavez HART	JR	6.65	2/15/14	0.9	0.39	1.29	
▶ 60	33	Michael BRYAN	SR	6.72	2/15/14	0.02	0.00	0.02	
▶ 200	2	Deon LENDORE	JR	20.68	2/7/14	D	18	1.61	3.61
▶ 200	4	Prezel HARDY, JR.	SR	20.70	1/17/14	14	1.52	15.52	
▶ 200	5	Shavez HART	JR	20.72	2/7/14	12	1.44	13.44	
▶ 200	9	Michael BRYAN	SR	20.89	2/15/14	7	0.71	7.71	
▶ 200	9	Aldrich BAILEY, JR.	SO	20.89	1/17/14	7	0.71	7.71	
▶ 400	1	Deon LENDORE	JR	45.47	1/31/14	20	2.27	22.27	
▶ 400	9	Aldrich BAILEY, JR.	SO	46.25	1/31/14	D	7	0.77	2.77
▶ 400	13	Carlyle ROUDETTE	SR	46.42	2/15/14	3	0.54	3.54	
▶ 800	24	Josh HERNANDEZ	JR	1:49.15	1/31/14	0.3	0.22	0.52	
▶ 800	43	Hector HERNANDEZ	SO	1:49.95	1/31/14		0.02	0.02	
▶ 60H	5	Wayne DAVIS II	SR	7.70	2/15/14	12	1.18	13.18	
▶ 4x400	4	Roudette, Bailey, Jr., Hart, Lendore		3:05.06	1/31/14	14	2.26	16.26	
▶ HJ	28	Devion HARRIS	SR	2.15m	7-½	2/15/14	0.1	0.00	0.10
▶ LJ	32	Olabanji ASEKUN	JR	7.48m	24-6½	2/15/14	0.03	0.00	0.03
▶ WT	28	Casey STRONG	JR	20.18m	66-2½	12/7/13	0.1	0.00	0.10
Team Total								127.85	

4



**Oregon**

Mountain Pacific Sports Federation

▼ 1

Event	Scrd As	Athlete	Yr	Scored Mark		Date	Pl. Pts.	Bonus	TOTAL	
Scored bests come from CURRENT season										
▶ 200	11	Mike BERRY	SR	20.91cA	20.84	2/14/14	D	5	0.65	2.65
▶ 400	7	Mike BERRY	SR	46.13 OT		1/24/14		9	0.94	9.94
▶ 400	34	Marcus CHAMBERS	FR	47.11 OT		1/24/14		0.015	0.00	0.01
▶ 800	17	Boru GUYOTA	SR	1:48.91 OT		1/24/14		1	0.32	1.32
▶ 800	34	Russell HORNSBY	SO	1:49.55 OT		2/14/14		0.015	0.12	0.13
▶ Mile	8	Mac FLEET	SR	3:58.25 OT		2/14/14		8	0.91	8.91
▶ Mile	17	Brett JOHNSON	SR	3:59.39 OT		2/14/14		1	0.47	1.47
▶ Mile	43	Sam PRAKEL	FR	4:01.52 OT		2/14/14			0.04	0.04
▶ 3000	8	Trevor DUNBAR	SR	7:53.13 OT		2/14/14		8	1.05	9.05
▶ 5000	3	Edward CHESEREK	FR	13:40.51 OT		2/14/14		16	1.45	17.45
▶ 5000	10	Parker STINSON	JR	13:43.51 OT		2/14/14		6	1.14	7.14
▶ 60H	5	Johnathan CABRAL	JR	7.70cA	7.68	2/14/14		12	1.18	13.18
▶ 60H	26	Devon ALLEN	FR	7.85cA	7.83	2/14/14		0.15	0.12	0.27
▶ 4x400	8	Chambers, Delaney, Galpin, Berry		3:07.22cA	3:06.78	2/14/14		6	0.95	6.95
▶ DMR	2	Fleet, Galpin, Guyota, Cheserek		9:28.91 OT		1/31/14		18	2.41	20.41
▶ WT	15	Greg SKIPPER	SO	20.80m	68-3	2/14/14		1.5	0.20	1.70
Scored bests come from PRE-SEASON DATA										
▶ HEPT	10	Dakotah KEYS	SR	5,757		3/9/13		6	0.70	6.70
▶ HEPT	31	Blake KEMP	SO	5,394		2/22/13		0.04	0.00	0.04
Team Total									107.38	

"Scrd As", short for "Scored As", Standing used for place points portion of performance's score combining preseason data (when applied) to current season data

Numbers in BLACK are both the performance's actual NCAA rank AND "scored as" rank Numbers in RED indicate actual NCAA rank does not exist or is worse than "scored as" rank Numbers in BLUE indicate actual NCAA rank is better than "scored as" rank

USTFCCCA Non-Member

Non-Member Schools Will NOT be ranked, beginning Week 2



# USTFCCCA NCAA Division I National Team Computer Rankings

as of 2/17/2014 11:51:05 AM

## 2014 Indoor Track & Field, Week #4

Only those who score >0.01 pts are shown  
D denotes multiple-event rule in affect

### MEN

5



Wisconsin

Big Ten Conference

unch

Event	Scrd As	Athlete	Yr	Scored Mark	Date	Pl. Pts.	Bonus	TOTAL
Scored bests come from CURRENT season								
3000	12	Mohammed AHMED	SR	7:55.45	2/7/14	4	0.62	4.62
3000	37	Malachy SCHROBILGEN	FR	8:01.25	2/7/14		0.06	0.06
5000	1	Reed CONNOR	SR	13:37.42 OT	2/14/14	20	1.76	21.76
DMR	16	Mudd, Awosika, Hirsch, Connor		9:39.09	2/7/14	0.6	0.55	1.15
HJ	13	Japheth CATO	SR	2.19m 7-2½	1/24/14	3	0.40	3.40
PV	4	Japheth CATO	SR	5.55m 18-2½	2/14/14	14	1.52	15.52
LJ	30	Japheth CATO	SR	7.50m 24-7½	2/14/14	0.05	0.00	0.05
SP	15	Danny BLOCK	SR	19.12m 62-8½	2/7/14	1.5	0.25	1.75
WT	2	Michael LIHRMAN	JR	22.96m 75-4	2/7/14	18	2.96	20.96
Scored bests come from PRE-SEASON DATA								
HEPT	2	Japheth CATO	SR	6,165	3/9/13	18	2.88	20.88
HEPT	6	Zach ZIEMEK	JR	5,937	3/9/13	10	1.50	11.50
Team Total							101.66	

6



Penn State

Big Ten Conference

▲ 1

Event	Scrd As	Athlete	Yr	Scored Mark	Date	Pl. Pts.	Bonus	TOTAL
Scored bests come from CURRENT season								
400	18	Bernard BENNETT-GREEN	SR	46.55 OT	2/14/14	0.9	0.37	1.27
400	26	Byron ROBINSON	FR	46.73	1/31/14	0.15	0.17	0.32
400	28	Brandon BENNETT-GREEN	SR	46.74	1/31/14	0.1	0.17	0.27
800	2	Brannon KIDDER	SO	1:47.45	2/7/14	18	1.38	19.38
800	11	Za'Von WATKINS	SO	1:48.11	2/7/14	5	0.85	5.85
800	43	Ryan BRENNAN	JR	1:49.95	1/31/14		0.02	0.02
Mile	10	Brannon KIDDER	SO	3:58.49 OT	2/14/14	D	0.82	2.82
4x400	11	Robinson, Bennett-Green, Nadolsky, Bennett-Green		3:07.83	1/18/14	2	0.70	2.70
DMR	1	Kidder, Bennett-Green, Watkins, Creese		9:26.59	1/31/14	20	2.92	22.92
HJ	8	Jon HENDERSHOT	SR	2.20m 7-2½	1/31/14	8	0.64	8.64
TJ	9	Steve WAITHE	JR	16.00m 52-6	2/14/14	7	0.89	7.89
TJ	27	Brian LEAP	JR	15.47m 50-9½	2/14/14	0.125	0.00	0.13
SP	19	Darrell HILL	JR	18.96m 62-2½	2/14/14	0.8	0.12	0.92
WT	8	Will BARR	SR	21.23m 69-8	2/7/14	8	0.60	8.60
Team Total							81.70	

"Scrd As", short for "Scored As", Standing used for place points portion of performance's score combining preseason data (when applied) to current season data

Numbers in BLACK are both the performance's actual NCAA rank AND "scored as" rank Numbers in RED indicate actual NCAA rank does not exist or is worse than "scored as" rank Numbers in BLUE indicate actual NCAA rank is better than "scored as" rank

USTFCCCA Non-Member

Non-Member Schools Will NOT be ranked, beginning Week 2

7



Florida State

Atlantic Coast Conference

▼ 1

Event	Scrd As	Athlete	Yr	Scored Mark	Date	Pl. Pts.	Bonus	TOTAL
Scored bests come from CURRENT season								
60	5	Dentarius LOCKE	SR	6.58cA 6.56	1/24/14	12	1.43	13.43
200	19	Dentarius LOCKE	SR	21.03	1/31/14	0.8	0.31	1.11
400	8	James HARRIS	SR	46.20	1/31/14	8	0.84	8.84
400	18	Alonzo RUSSELL	SR	46.55cA 46.44	1/24/14	0.9	0.37	1.27
400	20	Michael CHERRY	FR	46.57	1/31/14	0.7	0.34	1.04
4x400	9	Locke, Russell, Harris,		3:07.26	2/14/14	5	0.93	5.93
HJ	2	James HARRIS	SR	2.27m 7-5½	1/24/14	18	2.55	20.55
LJ	17	Paul MADZIVIRE	JR	7.61m 24-11½	1/24/14	1	0.23	1.23
LJ	22	Jalen RAMSEY	FR	7.59m 24-11	1/24/14	0.5	0.17	0.67
TJ	2	Jonathan REID	JR	16.32m 53-6½	2/14/14	18	2.61	20.61
Team Total							74.69	

8



Southern California

Independent (DI)

▲ 16

Event	Scrd As	Athlete	Yr	Scored Mark	Date	Pl. Pts.	Bonus	TOTAL
Scored bests come from CURRENT season								
60	3	Aaron BROWN	SR	6.57cA 6.55	2/14/14	16	1.59	17.59
60	13	BeeJay LEE	JR	6.63	1/18/14	3	0.63	3.63
200	1	Aaron BROWN	SR	20.60cA 20.53	2/14/14	20	1.96	21.96
200	27	Davonte STEWART	JR	21.10cA 21.03	2/14/14	0.125	0.18	0.31
60H	1	Aleec HARRIS	SR	7.62cA 7.60	2/14/14	20	2.20	22.20
HEPT	17	Viktor FAJOYOMI	SR	5,544	2/7/14	1	0.15	1.15
Team Total							66.84	

9



Arizona

Mountain Pacific Sports Federation

▼ 1

Event	Scrd As	Athlete	Yr	Scored Mark	Date	Pl. Pts.	Bonus	TOTAL
Scored bests come from CURRENT season								
3000	1	Lawi LALANG	SR	7:44.20 OT	1/31/14	20	2.76	22.76
HJ	1	Nick ROSS	SR	2.31m 7-7	1/24/14	20	3.95	23.95
TJ	12	Jovon CUNNINGHAM	JR	15.91m 52-2½	1/24/14	4	0.53	4.53
SP	30	Aaron CASTLE	FR	18.58m 60-11½	1/24/14	0.05	0.00	0.05
WT	7	Jordan YOUNG	FR	21.81m 71-6½	2/14/14	9	1.30	10.30
Team Total							61.58	



## 2014 Indoor Track &amp; Field, Week #4

Only those who score >0.01 pts are shown  
D denotes multiple-event rule in affect

## MEN

10



Villanova

BIG EAST Conference

▲ 49

Event	Scrd As	Athlete	Yr	Scored Mark	Date	Pl. Pts.	Bonus	TOTAL
Scored bests come from CURRENT season								
800	12	Samuel ELLISON	SR	1:48.40 OT	2/14/14	4	0.63	4.63
Mile	2	Jordan WILLIAMSZ	SO	3:56.84 OT	2/14/14	18	1.46	19.46
Mile	20	Robert DENAULT	SO	3:59.86 OT	2/14/14	0.7	0.35	1.05
3000	20	Patrick TIERNAN	FR	7:57.75	1/31/14	0.7	0.29	0.99
3000	41	Sam MCENTEE	SR	8:02.07	1/31/14		0.01	0.01
5000	2	Patrick TIERNAN	FR	13:37.73 OT	2/14/14	18	1.73	19.73
DMR	4	Solis, Ellison, Fitzsimons, McEntee		9:35.08 OT	2/14/14	14	1.12	15.12

Team Total 60.98

11



Alabama

Southeastern Conference

unch

Event	Scrd As	Athlete	Yr	Scored Mark	Date	Pl. Pts.	Bonus	TOTAL
Scored bests come from CURRENT season								
60	10	Diondre BATSON	JR	6.61	1/31/14	6	0.95	6.95
200	13	Diondre BATSON	JR	20.94	2/14/14	3	0.57	3.57
800	14	Jacopo LAHBI	FR	1:48.77 OT	1/24/14	2	0.40	2.40
60H	23	Tony BROWN	FR	7.83	2/14/14	0.4	0.20	0.60
4x400	18	Davis, Amankwah, Efkamp, Smith		3:08.53 OT	1/24/14	0.4	0.40	0.80
DMR	19	Amankwah, Davis, Lahbi, Airola		9:41.23	2/7/14	0.3	0.25	0.55
HJ	19	Justin FONDREN	SO	2.18m 7-1 3/4	1/31/14	0.8	0.16	0.96
LJ	6	Kamal FULLER	SR	7.81m 25-7 1/2	2/14/14	10	1.37	11.37
TJ	7	Jeremiah GREEN	FR	16.01m 52-6 1/2	1/18/14	9	0.93	9.93
TJ	21	Imani BROWN	SO	16.07m 51-5	1/31/14	0.6	0.00	0.60
SP	26	Kyle FELPEL	FR	18.62m 61-1 1/4	2/14/14	0.15	0.00	0.15
WT	10	Charodd RICHARDSON	JR	21.22m 69-7 1/2	1/31/14	6	0.58	6.58
WT	11	Elias HAKANSSON	SO	21.21m 69-7	2/14/14	5	0.57	5.57

Team Total 50.04

12



UTEP

Conference USA

unch

Event	Scrd As	Athlete	Yr	Scored Mark	Date	Pl. Pts.	Bonus	TOTAL
Scored bests come from CURRENT season								
Mile	1	Anthony ROTICH	JR	3:55.86cA 4:01.11	1/24/14	20	1.85	21.85
3000	15	Anthony ROTICH	JR	7:56.60 OT	2/14/14	1.5	0.43	1.93
5000	11	Anthony ROTICH	JR	13:44.13 OT	2/14/14	5	1.08	3.08
DMR	9	Boit, Onakoya, Tarango, Rotich		9:37.31	2/7/14	5	0.80	5.80
LJ	17	Mark JACKSON	SR	7.61m 24-11 1/2	2/7/14	1	0.23	1.23
TJ	4	Mark JACKSON	SR	16.21m 53-2 1/4	1/24/14	14	1.95	15.95

Team Total 49.83

13



Mississippi State


Independent (DI)

▲ 4

Event	Scrd As	Athlete	Yr	Scored Mark	Date	Pl. Pts.	Bonus	TOTAL
Scored bests come from CURRENT season								
800	4	Brandon MCBRIDE	SO	1:47.51	2/14/14	14	1.33	15.33
4x400	19	James, II, McBride, Samuels, Hearn		3:09.24	2/14/14	0.3	0.14	0.44
HJ	2	Marcus JACKSON	SR	2.27m 7-5 1/4	2/14/14	18	2.55	20.55
TJ	6	Jason HARPER	SR	16.03m 52-7 1/4	2/14/14	10	1.01	11.01

Team Total 47.33

14



Texas

Big 12 Conference

▼ 1

Event	Scrd As	Athlete	Yr	Scored Mark	Date	Pl. Pts.	Bonus	TOTAL
Scored bests come from CURRENT season								
60	16	Senoj-Jay GIVANS	FR	6.64	2/14/14	1.25	0.49	1.74
200	33	Zack BILDERBACK	SO	21.18	2/14/14	0.02	0.07	0.09
400	15	Zack BILDERBACK	SO	46.47	2/14/14	1.5	0.48	1.98
5000	30	Mark PINALES	JR	14:03.17 OT	2/14/14	0.05	0.05	0.10
PV	11	Reese WATSON	SO	5.43m 17-9 3/4	2/7/14	5	0.54	5.54
PV	32	Mark THOMAS	JR	5.26m 17-3	2/14/14	0.03	0.00	0.03
SP	1	Ryan CROUSER	SO	21.23m 69-8	2/7/14	20	4.37	24.37
SP	32	Will SPENCE	JR	18.54m 60-10	1/24/14	0.03	0.00	0.03
Scored bests come from PRE-SEASON DATA								
HEPT	7	Johannes HOCK	SO	5,873	3/9/13	9	1.18	10.18

Team Total 44.06

"Scrd As", short for "Scored As", Standing used for place points portion of performance's score combining preseason data (when applied) to current season data

Numbers in BLACK are both the performance's actual NCAA rank AND "scored as" rank Numbers in RED indicate actual NCAA rank does not exist or is worse than "scored as" rank Numbers in BLUE indicate actual NCAA rank is better than "scored as" rank

USTFCCCA Non-Member

Non-Member Schools Will NOT be ranked, beginning Week 2



# USTFCCCA NCAA Division I National Team Computer Rankings

as of 2/17/2014 11:51:06 AM

## 2014 Indoor Track & Field, Week #4

Only those who score >0.01 pts are shown  
D denotes multiple-event rule in affect

### MEN

# 15



## Pittsburgh

### Atlantic Coast Conference

# 22

Event	Scrd As	Athlete	Yr	Scored Mark	Date	Pl. Pts.	Bonus	TOTAL
Scored bests come from CURRENT season								
200	7	Carvin NKANATA	SR	20.79 OT	2/14/14	9	1.14	10.14
400	2	Brycen SPRATLING	SR	45.57 OT	2/14/14	18	2.06	20.06
400	10	Carvin NKANATA	SR	46.36	1/18/14	6	0.63	2.63
400	23	Micah MURRAY	SR	46.65 OT	2/14/14	0.4	0.24	0.64
4x400	7	Murray, Nkanata, Palmer, Spratling		3:06.98	1/31/14	8	1.05	9.05

Team Total 42.51

# 16



## LSU

### Southeastern Conference

# 2

Event	Scrd As	Athlete	Yr	Scored Mark	Date	Pl. Pts.	Bonus	TOTAL
Scored bests come from CURRENT season								
200	16	Nethaneel MITCHELL-BLAKE	SO	20.98	1/25/14	1.25	0.45	1.70
200	19	Tremayne ACY	FR	21.03	1/25/14	0.8	0.31	1.11
400	4	Vernon NORWOOD	JR	45.81	2/14/14	14	1.57	15.57
400	16	Quincy DOWNING	JR	46.49	2/14/14	1.25	0.45	1.70
800	38	Blair HENDERSON	FR	1:49.70	2/14/14	0.08		0.08
800	41	Julian PARKER	SR	1:49.92cA 1:50.54	2/1/14	0.02		0.02
60H	24	Joshua THOMPSON	JR	7.84	2/7/14	0.3	0.16	0.46
4x400	2	Bush, Downing, Grayson, Norwood		3:04.60	2/14/14	18	2.55	20.55
PV	17	Joseph CARAWAY	SR	5.36m 17-7	2/14/14	1	0.23	1.23

Team Total 42.43

# 17



## Texas Tech

### Big 12 Conference

# 18

Event	Scrd As	Athlete	Yr	Scored Mark	Date	Pl. Pts.	Bonus	TOTAL
Scored bests come from CURRENT season								
60H	16	Shujaa BENSON	JR	7.80	2/14/14	1.25	0.32	1.57
HJ	5	Jacorian DUFFIELD	JR	2.23m 7-3½	1/17/14	12	1.34	13.34
HJ	6	Bradley ADKINS	SO	2.21m 7-3	2/14/14	10	0.87	10.87
PV	32	Kyal MEYERS	SR	5.26m 17-3	2/14/14	0.03	0.00	0.03
LJ	25	Shujaa BENSON	JR	7.54m 24-9	2/14/14	0.2	0.02	0.22
SP	5	Kole WELDON	JR	20.11m 65-11½	2/7/14	12	1.65	13.65

Team Total 39.69

# 18



## Stanford

### Mountain Pacific Sports Federation

# 2

Event	Scrd As	Athlete	Yr	Scored Mark	Date	Pl. Pts.	Bonus	TOTAL
Scored bests come from CURRENT season								
400	13	Steven SOLOMON	SO	46.42 OT	2/14/14	3	0.54	3.54
800	15	Luke LEFEBURE	JR	1:48.80 OT	2/14/14	1.5	0.38	1.88
800	30	Scott BUTTINGER	FR	1:49.38	1/31/14	0.05	0.16	0.21
Mile	42	Marco BERTOLLOTTI	SR	4:01.38 OT	2/14/14	0.05		0.05
Mile	46	Joe ROSA	JR	4:01.72 OT	1/18/14	0.01		0.01
3000	21	Erik OLSON	SR	7:57.78	1/31/14	0.6	0.28	0.88
3000	25	Michael ATCHOO	SR	7:59.51 OT	2/14/14	0.2	0.17	0.37
5000	6	Erik OLSON	SR	13:42.56 OT	2/14/14	10	1.24	11.24
5000	19	Joe ROSA	JR	13:56.76 OT	2/14/14	0.8	0.26	1.06
5000	33	Thomas GRAHAM	FR	14:04.10 OT	2/14/14	0.02	0.02	0.04
DMR	3	Bertolotti, Solomon, Lefebure, Atchoo		9:28.95	1/31/14	16	2.40	18.40
PV	25	Dylan DUVIO	FR	5.32m 17-5½	2/14/14	0.2	0.06	0.26

Team Total 37.96

# 19



## Mississippi

### Southeastern Conference

# 6

Event	Scrd As	Athlete	Yr	Scored Mark	Date	Pl. Pts.	Bonus	TOTAL
Scored bests come from CURRENT season								
60	11	Jalen MILLER	FR	6.62	2/7/14	5	0.79	5.79
60	21	Michael GRANGER	SR	6.67cA 6.65	2/14/14	0.6	0.19	0.79
Mile	21	Sean TOBIN	FR	3:59.91 OT	2/14/14	0.6	0.34	0.94
Mile	41	Daniel BULMER	JR	4:01.37cA 4:06.75	2/14/14	0.06		0.06
60H	18	Robert SEMIEN	JR	7.81	2/7/14	0.9	0.28	1.18
DMR	17	Tobin, Griffin, Bulmer, Domanic		9:40.17	2/7/14	0.5	0.40	0.90
PV	1	Sam KENDRICKS	JR	5.70m 18-8½	2/14/14	20	3.43	23.43
LJ	27	Malcolm DAVIS	SR	7.53m 24-8½	2/14/14	0.125	0.00	0.13
TJ	12	Phillip YOUNG	JR	15.91m 52-2½	1/18/14	4	0.53	4.53

Team Total 37.74

"Scrd As", short for "Scored As", Standing used for place points portion of performance's score combining preseason data (when applied) to current season data

Numbers in BLACK are both the performance's actual NCAA rank AND "scored as" rank Numbers in RED indicate actual NCAA rank does not exist or is worse than "scored as" rank Numbers in BLUE indicate actual NCAA rank is better than "scored as" rank

USTFCCCA Non-Member

Non-Member Schools Will NOT be ranked, beginning Week 2



# USTFCCCA NCAA Division I National Team Computer Rankings

## 2014 Indoor Track & Field, Week #4

as of 2/17/2014 11:51:07 AM

Only those who score >0.01 pts are shown  
D denotes multiple-event rule in affect

### MEN

# 20



## Notre Dame

### Atlantic Coast Conference

# ▼ 1

Event	Scrd As	Athlete	Yr	Scored Mark	Date	Pl. Pts.	Bonus	TOTAL
Scored bests come from CURRENT season								
▶ 400	11	Patrick FEENEY	SR	46.38 OT	1/25/14	5	0.60	5.60
▶ 400	11	Christopher GIESTING	JR	46.38 OT	2/7/14	5	0.60	5.60
▶ Mile	4	Jeremy RAE	SR	3:57.25 OT	2/7/14	14	1.30	15.30
▶ Mile	18	Nick HAPPE	SR	3:59.58 OT	2/7/14	0.9	0.42	1.32
▶ Mile	34	J.P. MALETTE	SR	4:00.92 OT	2/7/14	0.015	0.11	0.13
▶ 3000	10	Nick HAPPE	SR	7:54.39 OT	2/14/14	6	0.82	6.82
▶ 4x400	15	Giesting, Groesch, Smith, Feeney		3:08.39 OT	2/7/14	0.7	0.46	1.16
▶ HEPT	24	Ted GLASNOW	SR	5,444	2/14/14	0.3	0.00	0.30
Team Total								36.23

# 21



## Nebraska

### Big Ten Conference

# ▼ 12

Event	Scrd As	Athlete	Yr	Scored Mark	Date	Pl. Pts.	Bonus	TOTAL
Scored bests come from CURRENT season								
▶ 400	32	Cody RUSH	SO	47.05	2/7/14	0.03	0.00	0.03
▶ Mile	28	Trevor VIDLAK	SR	4:00.71cA 4:06.07	2/1/14	0.1	0.14	0.24
▶ 60H	10	Oladapo AKINMOLADUN	SO	7.71cA 7.69	2/1/14	6	1.05	7.05
▶ 4x400	6	Bender, Gipson, Wiseman, Rush		3:06.93	2/14/14	10	1.07	11.07
▶ PV	29	Christian SANDERFER	SO	5.28m 17-3½	2/7/14	0.075	0.00	0.08
▶ LJ	4	Patrick RAEDLER	JR	7.86m 25-9½	2/14/14	14	1.81	15.81
▶ LJ	30	Seth WIEDEL	SR	7.50m 24-7½	2/14/14	0.05	0.00	0.05
▶ TJ	33	Devandrew JOHNSON	JR	15.41m 50-6½	1/25/14	0.02	0.00	0.02
▶ SP	20	Chad WRIGHT	SR	18.90m 62-¼	1/25/14	0.7	0.07	0.77
Team Total								35.12

# 22



## Georgia

### Southeastern Conference

# unch

Event	Scrd As	Athlete	Yr	Scored Mark	Date	Pl. Pts.	Bonus	TOTAL
Scored bests come from CURRENT season								
▶ 800	19	Charles GRETHEN	JR	1:49.01 OT	2/14/14	0.8	0.27	1.07
▶ 5000	24	Brandon LORD	SR	14:00.60 OT	2/14/14	0.3	0.14	0.44
▶ SP	13	Nick VENA	JR	19.19m 62-11½	2/7/14	3	0.31	3.31
▶ SP	30	Caleb WHITENER	SR	18.58m 60-11½	1/24/14	0.05	0.00	0.05
Scored bests come from PRE-SEASON DATA								
▶ HEPT	4	Garrett SCANTLING	JR	6,017	3/9/13	14	1.91	15.91
▶ HEPT	5	Maicel UIBO	SO	5,975	3/9/13	12	1.70	13.70
▶ HEPT	22	Devon WILLIAMS	SO	5,494	2/22/13	0.5	0.01	0.51
Team Total								34.99

# 23



## Ohio State

### Big Ten Conference

# ▲ 6

Event	Scrd As	Athlete	Yr	Scored Mark	Date	Pl. Pts.	Bonus	TOTAL
Scored bests come from CURRENT season								
▶ 200	17	Timothy FAUST	JR	21.02	1/18/14	1	0.34	1.34
▶ 60H	3	Demoye BOGLE	SR	7.65	1/10/14	16	1.82	17.82
▶ 60H	5	Donovan ROBERTSON	FR	7.70cA 7.68	2/14/14	12	1.18	13.18
▶ 4x400	14	Page, Rispress, Austin, Bruton		3:08.34 OT	2/7/14	0.8	0.48	1.28
Scored bests come from PRE-SEASON DATA								
▶ HEPT	25	Cory KUNZE	SR	5,443	2/1/13	0.2	0.00	0.20
Team Total								33.82

# 24



## Cornell

### Ivy League

# ▼ 8

Event	Scrd As	Athlete	Yr	Scored Mark	Date	Pl. Pts.	Bonus	TOTAL
Scored bests come from CURRENT season								
▶ 200	8	Bruno HORTELANO-ROIG	SR	20.84 OT	2/14/14	8	0.92	8.92
▶ HJ	13	Montez BLAIR	SR	2.19m 7-2½	12/7/13	3	0.40	3.40
▶ TJ	23	Dan SCOTT	SR	15.58m 51-1½	2/7/14	0.4	0.00	0.40
▶ SP	2	Stephen MOZIA	JR	20.52m 67-4	1/25/14	18	2.65	20.65
Team Total								33.37

"Scrd As", short for "Scored As", Standing used for place points portion of performance's score combining preseason data (when applied) to current season data

Numbers in BLACK are both the performance's actual NCAA rank AND "scored as" rank Numbers in RED indicate actual NCAA rank does not exist or is worse than "scored as" rank Numbers in BLUE indicate actual NCAA rank is better than "scored as" rank

USTFCCCA Non-Member

Non-Member Schools Will NOT be ranked, beginning Week 2





# USTFCCCA NCAA Division I National Team Computer Rankings

## 2014 Indoor Track & Field, Week #4

as of 2/17/2014 11:51:07 AM

Only those who score >0.01 pts are shown  
D denotes multiple-event rule in affect

### MEN

# 25



## Northern Arizona

### Big Sky Conference

# 22

Event	Scrd As	Athlete	Yr	Scored Mark	Date	Pl. Pts.	Bonus	TOTAL
Scored bests come from CURRENT season								
▶ Mile	23	Nathan WEITZ	SO	4:00.15cA OT 4:09.20	2/7/14	0.4	0.27	0.67
▶ Mile	30	Brian SHRADER	JR	4:00.73cA OT 4:09.81	2/7/14	0.05	0.14	0.19
▶ 3000	2	Brian SHRADER	JR	7:51.48cA OT 8:11.94	1/24/14	18	1.36	19.36
▶ 3000	14	Matt MCELROY	SR	7:56.44cA OT 8:17.11	1/24/14	2	0.45	2.45
▶ 5000	12	Brian SHRADER	JR	13:44.55 OT	2/14/14	4	1.04	5.04
▶ 5000	15	Matt MCELROY	SR	13:55.92 OT	2/14/14	1.5	0.29	1.79
▶ HJ	13	Deante KEMPER	JR	2.19m 7-2½	1/17/14	3	0.40	3.40
Team Total								32.90

# 26



## Middle Tennessee

### Conference USA

# 10

Event	Scrd As	Athlete	Yr	Scored Mark	Date	Pl. Pts.	Bonus	TOTAL
Scored bests come from CURRENT season								
▶ 400	6	Emmanuel TUGUMISIRIZE	SR	46.05	1/24/14	10	1.07	11.07
▶ 800	2	Eliud RUTTO	SO	1:47.45cf 1:48.98	1/31/14	18	1.38	19.38
▶ 4x400	12	Hamilton, Palmer, Rutto, Tugumisirize		3:08.01 OT	2/14/14	1	0.62	1.62
▶ TJ	20	Cordairo GOLDEN	SR	15.74m 51-7½	12/3/13	0.7	0.06	0.76
Team Total								32.83

# 27



## TCU

### Big 12 Conference

# 18

Event	Scrd As	Athlete	Yr	Scored Mark	Date	Pl. Pts.	Bonus	TOTAL
Scored bests come from CURRENT season								
▶ 60	11	Raymond BOZMANS	SO	6.62cA 6.60	2/1/14	5	0.79	5.79
▶ 60	33	Kolby LISTENBEE	FR	6.72cA 6.70	2/1/14	0.02	0.00	0.02
▶ 200	37	Cameron ECHOLS- LUPER	FR	21.21	2/14/14		0.03	0.03
▶ 400	30	Narada JACKSON	SR	46.86cA 46.75	2/1/14	0.05	0.09	0.14
▶ 60H	5	Jordan MOORE	FR	7.70	2/14/14	12	1.18	13.18
▶ 4x400	5	Jackson, Washington, McSwain, Baker		3:06.89	1/17/14	12	1.09	13.09
Team Total								32.25

# 28




## Akron

### Mid-American Conference

# 7

Event	Scrd As	Athlete	Yr	Scored Mark	Date	Pl. Pts.	Bonus	TOTAL
Scored bests come from CURRENT season								
▶ 800	21	Jake HILTNER	SR	1:49.05 OT	2/7/14	0.6	0.25	0.85
▶ PV	2	Shawn BARBER	SO	5.66m 18-6¾	2/7/14	18	2.92	20.92
▶ PV	18	Alex MCCUNE	JR	5.35m 17-6¾	1/3/14	0.9	0.19	1.09
▶ PV	32	Shawn LIGHT	SR	5.26m 17-3	2/7/14	0.03	0.00	0.03
▶ LJ	32	Daryl BAPTISTE	SR	7.48m 24-6½	2/14/14	0.03	0.00	0.03
▶ HEPT	8	Alex MCCUNE	JR	5,864	2/7/14	8	1.13	9.13
▶ HEPT	26	Bryan JONES	SR	5,437	2/7/14	0.15	0.00	0.15
Team Total								32.20

# 29



## Colorado

### Mountain Pacific Sports Federation

# 61

Event	Scrd As	Athlete	Yr	Scored Mark	Date	Pl. Pts.	Bonus	TOTAL
Scored bests come from CURRENT season								
▶ 3000	6	Ben SAAREL	FR	7:52.61 OT	2/14/14	10	1.15	11.15
▶ 3000	11	Blake THEROUX	JR	7:54.76 OT	2/14/14	5	0.75	5.75
▶ 3000	30	Jake HURYSZ	SR	7:59.89 OT	2/14/14	0.05	0.15	0.20
▶ 5000	9	Joe BOSSHARD	SR	13:43.21 OT	2/14/14	7	1.17	8.17
▶ 5000	17	Pierce MURPHY	SO	13:56.37 OT	2/14/14	1	0.28	1.28
▶ HJ	13	Mark JONES	JR	2.19m 7-2½	12/13/13	3	0.40	3.40
▶ WT	14	Alex KIZIRIAN	JR	20.84m 68-4½	1/23/14	2	0.23	2.23
Team Total								32.17

# 30



## Harvard

### Ivy League

# 11

Event	Scrd As	Athlete	Yr	Scored Mark	Date	Pl. Pts.	Bonus	TOTAL
Scored bests come from CURRENT season								
▶ 3000	3	Maksim KOROLEV	SR	7:51.52	2/7/14	16	1.36	17.36
▶ 5000	6	Maksim KOROLEV	SR	13:42.56	1/24/14	10	1.24	11.24
▶ 5000	14	James LEAKOS	SR	13:51.22	2/7/14	2	0.45	2.45
Team Total								31.05

"Scrd As", short for "Scored As", Standing used for place points portion of performance's score combining preseason data (when applied) to current season data

Numbers in BLACK are both the performance's actual NCAA rank AND "scored as" rank Numbers in RED indicate actual NCAA rank does not exist or is worse than "scored as" rank Numbers in BLUE indicate actual NCAA rank is better than "scored as" rank

USTFCCCA Non-Member

Non-Member Schools Will NOT be ranked, beginning Week 2



# USTFCCCA NCAA Division I National Team Computer Rankings

## 2014 Indoor Track & Field, Week #4

as of 2/17/2014 11:51:07 AM

Only those who score >0.01 pts are shown  
D denotes multiple-event rule in affect

### MEN

# 31



## BYU

### Mountain Pacific Sports Federation

# ▼ 5

Event	Scrd As	Athlete	Yr	Scored Mark	Date	Pl. Pts.	Bonus	TOTAL
Scored bests come from CURRENT season								
3000	28	Jared WARD	SR	7:59.68 OT	1/31/14	0.1	0.16	0.26
5000	4	Jared WARD	SR	13:42.17 OT	2/14/14	14	1.28	15.28
5000	34	Taylor FARNSWORTH	SR	14:04.41 OT	2/14/14	0.015	0.01	0.03
PV	6	Braydon BRINGHURST	JR	5.50m 18-½	1/18/14	10	1.07	11.07
HEPT	14	Chase DALTON	SR	5,621	1/23/14	2	0.35	2.35
HEPT	27	Joshua WEIRICH	SR	5,433	1/23/14	0.125	0.00	0.13
Team Total								29.11

# 32



## Houston

### American Athletic Conference

# ▼ 5

Event	Scrd As	Athlete	Yr	Scored Mark	Date	Pl. Pts.	Bonus	TOTAL
Scored bests come from CURRENT season								
60	3	Cameron BURRELL	FR	6.57ca 6.55	1/24/14	16	1.59	17.59
60	6	Leshon COLLINS	SO	6.60	1/11/14	10	1.11	11.11
60H	26	Isaac WILLIAMS	SO	7.85	2/14/14	0.15	0.12	0.27
PV	32	Michael MAHNKE	SR	5.26m 17-3	2/14/14	0.03	0.00	0.03
Team Total								29.00

# 33



## Purdue

### Big Ten Conference

# ▼ 2

Event	Scrd As	Athlete	Yr	Scored Mark	Date	Pl. Pts.	Bonus	TOTAL
Scored bests come from CURRENT season								
200	22	Raheem MOSTERT	JR	21.08cf 21.45	2/15/14	0.5	0.21	0.71
5000	18	Matt MCCLINTOCK	SO	13:56.41 OT	2/14/14	0.9	0.27	1.17
60H	34	Brandon WINTERS	SR	7.88	1/11/14	0.015	0.00	0.01
SP	14	Chukwuebuka ENEKWECHI	SO	19.17m 62-10½	1/24/14	2	0.29	2.29
SP	33	Coy BLAIR	SO	18.49m 60-8	2/15/14	0.02	0.00	0.02
WT	1	Chukwuebuka ENEKWECHI	SO	23.62m 77-6	1/31/14	20	4.13	24.13
Team Total								28.35

# 34




## Baylor

### Big 12 Conference

# ▼ 4

Event	Scrd As	Athlete	Yr	Scored Mark	Date	Pl. Pts.	Bonus	TOTAL
Scored bests come from CURRENT season								
60	18	Trayvon BROMELL	FR	6.65	1/24/14	0.9	0.39	1.29
200	17	Trayvon BROMELL	FR	21.02	2/14/14	1	0.34	1.34
200	22	Blake HERIOT	SR	21.08	2/14/14	0.5	0.21	0.71
400	26	George CADDICK	FR	46.73	1/17/14	0.15	0.17	0.32
400	31	Blake HERIOT	SR	47.01 OT	1/24/14	0.04	0.00	0.04
4x400	15	Heriot, Butler, Holmes, Caddick		3:08.39 OT	1/24/14	0.7	0.46	1.16
LJ	29	Felix OBI	SO	7.52m 24-8½	2/14/14	0.075	0.00	0.08
TJ	1	Felix OBI	SO	16.44m 53-11½	2/14/14	20	3.34	23.34
Team Total								28.28

# 35



## Michigan State

### Big Ten Conference

# ▼ 2

Event	Scrd As	Athlete	Yr	Scored Mark	Date	Pl. Pts.	Bonus	TOTAL
Scored bests come from CURRENT season								
60	30	DeVantre WHITELOW	JR	6.71	2/14/14	0.05	0.00	0.05
3000	32	Caleb RHYNARD	SO	8:00.58 OT	2/7/14	0.03	0.10	0.13
TJ	31	Jarred GAMBRELL	JR	15.43m 50-7½	2/14/14	0.04	0.00	0.04
SP	9	Antonio JAMES	JR	19.55m 64-1½	2/7/14	7	0.71	7.71
WT	3	Antonio JAMES	JR	22.74m 74-7½	1/25/14	16	2.57	18.57
HEPT	16	Kurt SCHNEIDER	SR	5,558	2/7/14	1.25	0.18	1.43
Team Total								27.93

"Scrd As", short for "Scored As", Standing used for place points portion of performance's score combining preseason data (when applied) to current season data

Numbers in BLACK are both the performance's actual NCAA rank AND "scored as" rank Numbers in RED indicate actual NCAA rank does not exist or is worse than "scored as" rank Numbers in BLUE indicate actual NCAA rank is better than "scored as" rank

USTFCCCA Non-Member

Non-Member Schools Will NOT be ranked, beginning Week 2





# USTFCCCA NCAA Division I National Team Computer Rankings

## 2014 Indoor Track & Field, Week #4

as of 2/17/2014 11:51:08 AM

Only those who score >0.01 pts are shown  
D denotes multiple-event rule in affect

### MEN

# 36



## New Mexico

### Mountain West Conference

# 3

Event	Scrd As	Athlete	Yr	Scored Mark	Date	Pl. Pts.	Bonus	TOTAL
Scored bests come from CURRENT season								
60	25	Ridge JONES	SO	6.70cA 6.68	1/18/14	0.2	0.04	0.24
800	45	Gabe ARAGON	SR	1:49.96cA 1:50.58	2/14/14		0.01	0.01
Mile	11	Elmar ENGHOLM	FR	3:58.90cA 4:04.22	2/14/14	5	0.66	5.66
Mile	25	Jake SHELLEY	JR	4:00.47cA 4:05.83	2/14/14	0.2	0.19	0.39
Mile	36	Luke CALDWELL	SR	4:01.01cA 4:06.38	2/1/14		0.10	0.10
3000	34	Adam BITCHELL	SR	8:00.86 OT	2/14/14	0.015	0.09	0.10
5000	5	Luke CALDWELL	SR	13:42.50 OT	2/14/14	12	1.25	13.25
5000	13	Adam BITCHELL	SR	13:44.70	12/13/13	3	1.02	4.02
LJ	14	Kendall SPENCER	SR	7.65m 25-1¼	2/14/14	2	0.37	2.37
LJ	32	Yannick ROGGATZ	SO	7.48m 24-6½	1/18/14	0.03	0.00	0.03
TJ	18	Warrick CAMPBELL	JR	15.85m 52-0	1/24/14	0.9	0.28	1.18
Team Total								27.35

# 37



## Oklahoma State

### Big 12 Conference

# 27

Event	Scrd As	Athlete	Yr	Scored Mark	Date	Pl. Pts.	Bonus	TOTAL
Scored bests come from CURRENT season								
60	18	Tyreek HILL	FR	6.65	2/14/14	0.9	0.39	1.29
60	23	John TEETERS	SO	6.69	2/7/14	0.4	0.09	0.49
Mile	13	Chad NOELLE	SO	3:59.12 OT	2/14/14	3	0.57	3.57
3000	9	Kirubel ERASSA	JR	7:54.05	1/31/14	7	0.88	7.88
3000	22	Shane MOSKOWITZ	SR	7:57.79	1/31/14	0.5	0.28	0.78
3000	27	Chad NOELLE	SO	7:59.64	1/31/14	0.125	0.16	0.29
DMR	15	Moskowitz, Payton, Noelle, Erassa		9:39.00	1/31/14	0.7	0.57	1.27
WT	6	Nick MILLER	JR	21.99m 72-1¼	2/14/14	10	1.52	11.52
Team Total								27.09

# 38



## Kennesaw State

### Atlantic Sun Conference

# 2

Event	Scrd As	Athlete	Yr	Scored Mark	Date	Pl. Pts.	Bonus	TOTAL
Scored bests come from CURRENT season								
HJ	8	Andre DORSEY	JR	2.20m 7-2½	1/31/14	8	0.64	8.64
TJ	3	Andre DORSEY	JR	16.27m 53-4½	2/7/14	16	2.31	18.31
Team Total								26.95

# 39



## Illinois State

### Missouri Valley Conference

# 7

Event	Scrd As	Athlete	Yr	Scored Mark	Date	Pl. Pts.	Bonus	TOTAL
Scored bests come from CURRENT season								
SP	3	Curtis JENSEN	SR	20.29m 66-7	12/6/13	16	2.09	18.09
WT	8	Akil MILLS	JR	21.23m 69-8	2/14/14	8	0.60	8.60
Team Total								26.68

# 40



## Kentucky

### Southeastern Conference

# 41

Event	Scrd As	Athlete	Yr	Scored Mark	Date	Pl. Pts.	Bonus	TOTAL
Scored bests come from CURRENT season								
800	21	Keffri NEAL	JR	1:49.05 OT	2/14/14	0.6	0.25	0.85
Mile	3	Matt HILLENBRAND	SR	3:57.00 OT	2/14/14	16	1.40	17.40
3000	26	Matt HILLENBRAND	SR	7:59.55 OT	1/24/14	0.15	0.17	0.32
SP	10	Brad SZYPKA	JR	19.48m 63-11	2/14/14	6	0.60	6.60
Team Total								25.16

# 41



## Iowa State

### Big 12 Conference

# 8

Event	Scrd As	Athlete	Yr	Scored Mark	Date	Pl. Pts.	Bonus	TOTAL
Scored bests come from CURRENT season								
800	1	Edward KEMBOI	JR	1:45.98 OT	2/14/14	20	2.58	22.58
DMR	13	Gioielli, Jones, Kemboi, Dillenbeck		9:38.49 OT	2/14/14	0.9	0.64	1.54
HJ	19	Cameron OSTROWSKI	JR	2.18m 7-1¼	12/6/13	0.8	0.16	0.96
Team Total								25.08

# 42



## Georgetown

### BIG EAST Conference

# 40

Event	Scrd As	Athlete	Yr	Scored Mark	Date	Pl. Pts.	Bonus	TOTAL
Scored bests come from CURRENT season								
800	6	Billy LEDDER	JR	1:47.89 OT	2/14/14	10	1.03	11.03
800	23	Ahmed BILE	SO	1:49.09 OT	2/14/14	0.4	0.24	0.64
800	40	Ryan MANAHAN	FR	1:49.88	1/18/14		0.03	0.03
DMR	5	Manahan, Washington, Ledder, Bile		9:35.26 OT	2/14/14	12	1.09	13.09
Team Total								24.79

"Scrd As", short for "Scored As", Standing used for place points portion of performance's score combining preseason data (when applied) to current season data

Numbers in BLACK are both the performance's actual NCAA rank AND "scored as" rank Numbers in RED indicate actual NCAA rank does not exist or is worse than "scored as" rank Numbers in BLUE indicate actual NCAA rank is better than "scored as" rank

USTFCCCA Non-Member

Non-Member Schools Will NOT be ranked, beginning Week 2



# USTFCCCA NCAA Division I National Team Computer Rankings

## 2014 Indoor Track & Field, Week #4

as of 2/17/2014 11:51:08 AM

Only those who score >0.01 pts are shown  
D denotes multiple-event rule in affect

### MEN

# 43



## Dartmouth

### Ivy League

# ▲17

Event	Scrd As	Athlete	Yr	Scored Mark	Date	Pl. Pts.	Bonus	TOTAL
Scored bests come from CURRENT season								
▶ Mile	6	Will GEOGHEGAN	JR	3:58.04	1/24/14	<b>D</b> 10	0.99	<b>2.99</b>
▶ Mile	27	John BLEDAY	JR	4:00.69	2/7/14	0.125	0.14	<b>0.27</b>
▶ Mile	31	Steve MANGAN	FR	4:00.86	2/7/14	0.04	0.12	<b>0.16</b>
▶ Mile	44	Tim GORMAN	SO	4:01.64	2/7/14		0.02	<b>0.02</b>
▶ 3000	4	Will GEOGHEGAN	JR	7:51.57	2/7/14	14	1.35	<b>15.35</b>
▶ DMR	10	Bleday, Gomez, Mangan, Geoghegan		9:37.33	1/31/14	4	0.80	<b>4.80</b>
Team Total								<b>23.59</b>

# 46



## Indiana State

### Missouri Valley Conference

# ▲5

Event	Scrd As	Athlete	Yr	Scored Mark	Date	Pl. Pts.	Bonus	TOTAL
Scored bests come from CURRENT season								
▶ 5000	22	John MASCARI	SO	13:59.06 OT	2/14/14	0.5	0.19	<b>0.69</b>
▶ 60H	2	Greggmar SWIFT	SR	7.64	1/31/14	18	1.95	<b>19.95</b>
Scored bests come from PRE-SEASON DATA								
▶ HEPT	30	Robert WEBB	SR	5,429	2/23/13	0.05	0.00	<b>0.05</b>
Team Total								<b>20.68</b>

# 44



## UT Arlington

### Sun Belt Conference

# ▼2

Event	Scrd As	Athlete	Yr	Scored Mark	Date	Pl. Pts.	Bonus	TOTAL
Scored bests come from CURRENT season								
▶ 60	1	Clayton VAUGHN	SR	6.55	2/7/14	20	1.92	<b>21.92</b>
Team Total								<b>21.92</b>

# 47



## Arkansas State

### Sun Belt Conference

# ▲5

Event	Scrd As	Athlete	Yr	Scored Mark		Date	Pl. Pts.	Bonus	TOTAL
Scored bests come from CURRENT season									
▶ HJ	28	Kashef DANIEL	SR	2.15m	7-½	1/31/14	0.1	0.00	0.10
▶ LJ	8	Roelf PIENAAR	FR	7.72m	25-4	1/17/14	8	0.78	8.78
▶ SP	6	Richard CHAVEZ	JR	20.06m	65-9½	12/1/13	10	1.55	11.55
Team Total									20.43

# 45



## Minnesota

### Big Ten Conference

# ▼30

Event	Scrd As	Athlete	Yr	Scored Mark		Date	Pl. Pts.	Bonus	TOTAL
Scored bests come from CURRENT season									
▶ 800	37	Goaner DENG	SO	1:49.67 OT		2/14/14		0.09	0.09
▶ Mile	16	John SIMONS	SR	3:59.38 OT		2/14/14	1.25	0.47	1.72
▶ DMR	12	Brend, Capek, Deng, Dulan		9:38.24 OT		2/14/14	1	0.67	1.67
▶ PV	14	Zach SIEGMEIER	SR	5.41m	17-9	2/7/14	2	0.45	2.45
▶ WT	4	Jon LEHMAN	SR	22.09m	72-5½	1/30/14	14	1.64	15.64
▶ WT	24	Justin BARBER	JR	20.42m	67-0	1/18/14	0.3	0.00	0.30
Team Total									21.88

# 48



## Washington

### Mountain Pacific Sports Federation

# ▲13

Event	Scrd As	Athlete	Yr	Scored Mark	Date	Pl. Pts.	Bonus	TOTAL
Scored bests come from CURRENT season								
▶ 800	18	Derrick DAIGRE	SO	1:49.00 OT	2/14/14	0.9	0.28	1.18
▶ Mile	12	Izaic YORKS	SO	3:59.04 OT	2/14/14	4	0.60	4.60
▶ Mile	46	Blake NELSON	FR	4:01.72 OT	1/31/14		0.01	0.01
▶ HJ	13	AJ MARICICH	SR	2.19m 7-2½	2/14/14	3	0.40	3.40
▶ PV	6	Jax THOIRS	SO	5.50m 18-½	2/7/14	10	1.07	11.07
▶ TJ	29	Kasen COVINGTON	SR	15.44m 50-8	2/7/14	0.075	0.00	0.08
Team Total								20.34

"Scrd As", short for "Scored As", Standing used for place points portion of performance's score combining preseason data (when applied) to current season data

Numbers in BLACK are both the performance's actual NCAA rank AND "scored as" rank Numbers in RED indicate actual NCAA rank does not exist or is worse than "scored as" rank Numbers in BLUE indicate actual NCAA rank is better than "scored as" rank

USTFCCCA Non-Member

Non-Member Schools Will NOT be ranked, beginning Week 2



# USTFCCCA NCAA Division I National Team Computer Rankings

## 2014 Indoor Track & Field, Week #4

as of 2/17/2014 11:51:08 AM

Only those who score >0.01 pts are shown  
D denotes multiple-event rule in affect

### MEN

49



Tennessee

Southeastern Conference

▲ 1

Event	Scrd As	Athlete	Yr	Scored Mark	Date	Pl. Pts.	Bonus	TOTAL
Scored bests come from CURRENT season								
60	33	Jamol JAMES	JR	6.72	2/14/14	0.02	0.00	0.02
4x400	21	Nelvis, Livingston, Strange, Williams		3:09.70	2/14/14	0.1	0.04	0.14
PV	5	Jake BLANKENSHIP	SO	5.52m 18-1½	1/17/14	12	1.24	13.24
PV	25	Chase BRANNON	SR	5.32m 17-5½	1/24/14	0.2	0.06	0.26
PV	29	Tyler PORTER	SR	5.28m 17-3¾	2/7/14	0.075	0.00	0.08
SP	16	Tavis BAILEY	JR	19.10m 62-8	2/14/14	1.25	0.23	1.48
SP	24	Matthew HOTY	JR	18.76m 61-6¾	1/24/14	0.3	0.00	0.30
WT	12	Cameron BROWN	SO	21.19m 69-6¾	2/14/14	4	0.55	4.55
Team Total								20.07

50



Iona

Metro Atlantic Athletic Conference

▲ 14

Event	Scrd As	Athlete	Yr	Scored Mark	Date	Pl. Pts.	Bonus	TOTAL
Scored bests come from CURRENT season								
Mile	9	Matthew GILLESPIE	SR	3:58.48	2/7/14	D 7	0.82	2.82
Mile	24	Kieran CLEMENTS	SO	4:00.36	2/7/14	0.3	0.22	0.52
Mile	35	Chartt MILLER	FR	4:00.99	2/7/14	0.01	0.10	0.11
3000	5	Matthew GILLESPIE	SR	7:52.24	1/24/14	12	1.22	13.22
3000	18	Chartt MILLER	FR	7:57.52	2/15/14	0.9	0.31	1.21
3000	19	Kieran CLEMENTS	SO	7:57.67	2/15/14	0.8	0.30	1.10
3000	23	Otis UBRIACO	JR	7:59.33	2/15/14	0.4	0.18	0.58
Team Total								19.57

51



Duke

Atlantic Coast Conference

▼ 13

Event	Scrd As	Athlete	Yr	Scored Mark	Date	Pl. Pts.	Bonus	TOTAL
Scored bests come from CURRENT season								
5000	29	Shaun THOMPSON	JR	14:03.15	2/7/14	0.075	0.05	0.13
PV	24	Justin AMEZQUITA	SR	5.33m 17-5¾	1/17/14	0.3	0.10	0.40
Scored bests come from PRE-SEASON DATA								
HEPT	3	Curtis BEACH	SR	6,138	3/10/12	16	2.67	18.67
Team Total								19.20

52



UCLA

Mountain Pacific Sports Federation

▼ 20

Event	Scrd As	Athlete	Yr	Scored Mark	Date	Pl. Pts.	Bonus	TOTAL
Scored bests come from CURRENT season								
800	20	Nick HARTLE	SO	1:49.04ca OT 1:50.26	1/24/14	0.7	0.25	0.95
PV	6	Michael WOEPSE	SR	5.50m 18-½	2/14/14	10	1.07	11.07
SP	17	Nicholas SCARVELIS	SO	19.01m 62-4¾	2/7/14	1	0.16	1.16
SP	21	Brahame DAYS	FR	18.87m 61-11	2/1/14	0.6	0.04	0.64
WT	20	Alec FALDERMEYER	SR	20.63m 67-8¾	2/14/14	0.7	0.10	0.80
Scored bests come from PRE-SEASON DATA								
HEPT	12	Marcus NILSSON	JR	5,670	2/22/13	4	0.48	4.48
Team Total								19.10

53



Louisville

American Athletic Conference

▲ 4

Event	Scrd As	Athlete	Yr	Scored Mark	Date	Pl. Pts.	Bonus	TOTAL
Scored bests come from CURRENT season								
LJ	7	Guillaume VICTORIN	JR	7.75m 25-5¼	1/31/14	9	0.96	9.96
TJ	9	Ben WILLIAMS	SO	16.00m 52-6	2/7/14	7	0.89	7.89
Team Total								17.85

54



Boston University

Patriot League

▲ 1

Event	Scrd As	Athlete	Yr	Scored Mark	Date	Pl. Pts.	Bonus	TOTAL
Scored bests come from CURRENT season								
Mile	5	Rich PETERS	JR	3:57.27	2/7/14	12	1.29	13.29
3000	6	Rich PETERS	JR	7:52.61	1/24/14	D 10	1.15	3.15
Team Total								16.44

55



Arizona State

Mountain Pacific Sports Federation

▼ 41

Event	Scrd As	Athlete	Yr	Scored Mark	Date	Pl. Pts.	Bonus	TOTAL
Scored bests come from CURRENT season								
60	6	Ryan MILUS	SR	6.60ca 6.56	1/17/14	10	1.11	11.11
60	13	Tatum BENARD-TAYLOR	FR	6.63ca 6.59	1/24/14	3	0.63	3.63
4x400	13	Cleveland, Spann, Collins, Henry		3:08.03ca 3:07.59	2/14/14	0.9	0.61	1.51
Team Total								16.25

"Scrd As", short for "Scored As", Standing used for place points portion of performance's score combining preseason data (when applied) to current season data

Numbers in BLACK are both the performance's actual NCAA rank AND "scored as" rank Numbers in RED indicate actual NCAA rank does not exist or is worse than "scored as" rank Numbers in BLUE indicate actual NCAA rank is better than "scored as" rank

USTFCCCA Non-Member

Non-Member Schools Will NOT be ranked, beginning Week 2



# USTFCCCA NCAA Division I National Team Computer Rankings

## 2014 Indoor Track & Field, Week #4

as of 2/17/2014 11:51:09 AM

Only those who score >0.01 pts are shown  
D denotes multiple-event rule in affect

### MEN

# 56



## Wyoming

### Mountain West Conference

▼ 2

Event	Scrd As	Athlete	Yr	Scored Mark		Date	Pl. Pts.	Bonus	TOTAL
Scored bests come from CURRENT season									
▶ 800	28	Harry FISHER	JR	1:49.29cA	1:49.90	2/14/14	0.1	0.19	0.29
▶ SP	4	Mason FINLEY	SR	20.12m	66-¼	12/6/13	14	1.67	15.67
▶ WT	31	Tyler ANDERSON	SO	20.09m	65-11	1/31/14	0.04	0.00	0.04
Team Total								16.00	

# 57



## Illinois

### Big Ten Conference

▼ 34

Event	Scrd As	Athlete	Yr	Scored Mark		Date	Pl. Pts.	Bonus	TOTAL
Scored bests come from CURRENT season									
▶ 200	32	Brandon STRYGANEK	JR	21.16cf	21.53	1/17/14	0.03	0.10	0.13
▶ 400	29	DJ ZAHN	JR	46.83 OT		2/14/14	0.075	0.11	0.18
▶ 400	33	Stephon PAMILTON	SR	47.06 OT		2/14/14	0.02	0.00	0.02
▶ 800	41	Joe MCASEY	SO	1:49.92 OT		2/14/14		0.02	0.02
▶ 5000	26	Jordan HEBERT	SR	14:01.33 OT		2/14/14	0.15	0.11	0.26
▶ 5000	31	Jannis TOPFER	SR	14:03.46 OT		2/14/14	0.04	0.04	0.08
▶ 60H	12	Vanier JOSEPH	SR	7.76		2/14/14	4	0.56	4.56
▶ 4x400	17	Zahn, Viney, Allen, Pamilton		3:08.50 OT		2/14/14	0.5	0.42	0.92
▶ DMR	8	Carroll, Pamilton, McAsey, Markham		9:36.24 OT		1/24/14	6	0.95	6.95
▶ WT	22	Davis FRAKER	JR	20.54m	67-4¾	2/14/14	0.5	0.04	0.54
Scored bests come from PRE-SEASON DATA									
▶ HEPT	15	Steve MONTE	SR	5,577		2/22/13	1.5	0.23	1.73
▶ HEPT	27	Corey HAMMON	JR	5,433		2/22/13	0.125	0.00	0.13
Team Total									15.53

# 58



## Miami (Fla.)

### Atlantic Coast Conference

▲ 35

Event	Scrd As	Athlete	Yr	Scored Mark		Date	Pl. Pts.	Bonus	TOTAL
Scored bests come from CURRENT season									
▶ 60H	5	Artie BURNS	FR	7.70cA	7.68	2/14/14	12	1.18	13.18
▶ 60H	21	Christian COOK	JR	7.82		2/7/14	0.6	0.24	0.84
▶ SP	21	Isaiah SIMMONS	SO	18.87m	61-11	2/14/14	0.6	0.04	0.64
Team Total									14.66

# 59



## Kent State

### Mid-American Conference

▼ 3

Event	Scrd As	Athlete	Yr	Scored Mark	Date	Pl. Pts.	Bonus	TOTAL
Scored bests come from CURRENT season								
▶ 200	21	Wayne GORDON	SO	21.06 OT	1/17/14	0.6	0.24	0.84
▶ 60H	31	William BARNES	SO	7.87	2/7/14	0.04	0.04	0.08
▶ PV	32	Jesse OXLEY	SO	5.26m	17-3 2/7/14	0.03	0.00	0.03
▶ WT	5	Matthias TAYALA	SO	22.01m	72-2½ 12/6/13	12	1.55	13.55
Team Total								14.49

# 60




## North Carolina

### Atlantic Coast Conference

▲ 40

Event	Scrd As	Athlete	Yr	Scored Mark		Date	Pl. Pts.	Bonus	TOTAL
Scored bests come from CURRENT season									
► Mile	14	Isaac PRESSON	SR	3:59.23cf	4:02.28	1/31/14	2	0.53	2.53
► 3000	36	Ryan WALLING	SO	8:01.20cf	8:06.79	1/31/14		0.07	0.07
► 60H	31	Roy SMITH	SR	7.87		1/23/14	0.04	0.04	0.08
► 60H	34	Devon CARTER	SR	7.88		1/17/14	0.015	0.00	0.01
► 4x400	20	Sutton, Alowonle, Ways, Lipsey		3:09.33cf	3:12.35	2/14/14	0.2	0.12	0.32
► DMR	6	Driggs, Sutton, Wanliss, Presson		9:35.83cf	9:43.65	2/14/14	10	1.01	11.01
Team Total									14.02

# 61



## Clemson

### Atlantic Coast Conference

▼ 18

Event	Scrd As	Athlete	Yr	Scored Mark		Date	Pl. Pts.	Bonus	TOTAL
Scored bests come from CURRENT season									
▶ 60	6	Tevin HESTER	SO	6.60		2/7/14	10	1.11	11.11
▶ 60	23	Reggie LEWIS	JR	6.69cA	6.67	1/24/14	0.4	0.09	0.49
▶ 60H	21	Justin JOHNSON	SR	7.82		2/7/14	0.6	0.24	0.84
▶ HJ	19	Torian WARE	JR	2.18m	7-1½	2/15/14	0.8	0.16	0.96
Team Total									13.40

"Scrd As", short for "Scored As", Standing used for place points portion of performance's score combining preseason data (when applied) to current season data

Numbers in BLACK are both the performance's actual NCAA rank AND "scored as" rank Numbers in RED indicate actual NCAA rank does not exist or is worse than "scored as" rank Numbers in BLUE indicate actual NCAA rank is better than "scored as" rank

USTFCCCA Non-Member

Non-Member Schools Will NOT be ranked, beginning Week 2



## 2014 Indoor Track &amp; Field, Week #4

Only those who score >0.01 pts are shown  
D denotes multiple-event rule in affect

## MEN

62



East Carolina

Conference USA

▲15

Event	Scrd As	Athlete	Yr	Scored Mark	Date	Pl. Pts.	Bonus	TOTAL
Scored bests come from CURRENT season								
60	33	Cameron HUDSON	SO	6.72	1/17/14	0.02	0.00	0.02
HJ	13	Avion JONES	SO	2.19m	7-2¼ 2/14/14	3	0.40	3.40
HJ	23	Drew KANZ-O'SHEA	SR	2.17m	7-1¼ 2/7/14	0.4	0.02	0.42
LI	8	Cameron HUDSON	SO	7.72m	25-4 2/7/14	8	0.78	8.78
Team Total								12.62

63



Buffalo

Mid-American Conference

▼1

Event	Scrd As	Athlete	Yr	Scored Mark	Date	Pl. Pts.	Bonus	TOTAL
Scored bests come from CURRENT season								
LI	19	Ryan BILLIAN	SO	7.60m	24-11¼ 1/25/14	0.8	0.20	1.00
SP	7	Jonathan JONES	JR	19.95m	65-5½ 2/14/14	9	1.37	10.37
WT	17	Evan PALMER	SR	20.68m	67-10¼ 1/17/14	1	0.13	1.13
Team Total								12.49

64



Loyola-Chicago

Missouri Valley Conference

▲8

Event	Scrd As	Athlete	Yr	Scored Mark	Date	Pl. Pts.	Bonus	TOTAL
Scored bests come from CURRENT season								
800	16	Sam PENZENSTADLER	JR	1:48.86 OT	2/14/14	1.25	0.35	1.60
Mile	7	Sam PENZENSTADLER	JR	3:58.21 OT	2/7/14	9	0.93	9.93
Team Total								11.52

65



Missouri

Southeastern Conference

▼2

Event	Scrd As	Athlete	Yr	Scored Mark	Date	Pl. Pts.	Bonus	TOTAL
Scored bests come from CURRENT season								
60	6	Markesh WOODSON	SO	6.60	2/7/14	10	1.11	11.11
200	31	Markesh WOODSON	SO	21.13	2/14/14	0.04	0.14	0.18
TJ	25	Jonathon ILORI	SO	15.52m	50-11 2/14/14	0.2	0.00	0.20
Team Total								11.49

66



LIU Brooklyn

Northeast Conference

▲12

Event	Scrd As	Athlete	Yr	Scored Mark	Date	Pl. Pts.	Bonus	TOTAL
Scored bests come from CURRENT season								
200	6	Brendon RODNEY	JR	20.78	1/24/14	10	1.18	11.18
Team Total								11.18

67



Virginia

Atlantic Coast Conference

▲32

Event	Scrd As	Athlete	Yr	Scored Mark	Date	Pl. Pts.	Bonus	TOTAL
Scored bests come from CURRENT season								
800	27	Anthony KOSTELAC	SR	1:49.27	2/14/14	0.125	0.19	0.32
3000	17	Adam VISOKAY	FR	7:57.46 OT	2/14/14	1	0.32	1.32
DMR	7	Marsella, Hazzard, Kostelac, King		9:36.11 OT	1/24/14	8	0.97	8.97
TJ	22	Ryan SATCHELL	JR	15.62m	51-3 1/24/14	0.5	0.00	0.50
Team Total								11.11

68




California

Mountain Pacific Sports Federation

▼10

Event	Scrd As	Athlete	Yr	Scored Mark	Date	Pl. Pts.	Bonus	TOTAL
Scored bests come from CURRENT season								
60H	14	Milan RISTIC	SR	7.77cA	7.75 1/24/14	2	0.48	2.48
LI	11	Hammed SULEMAN	SR	7.70m	25-3¼ 1/24/14	5	0.66	5.66
TJ	14	Hammed SULEMAN	SR	15.90m	52-2 2/14/14	2	0.49	2.49
TJ	31	Jonte GRANT	JR	15.43m	50-7½ 1/24/14	0.04	0.00	0.04
Team Total								10.67

69



Connecticut

American Athletic Conference

▼1

Event	Scrd As	Athlete	Yr	Scored Mark	Date	Pl. Pts.	Bonus	TOTAL
Scored bests come from CURRENT season								
800	7	Alvaro CHAVEZ	SO	1:47.96	2/7/14	9	0.97	9.97
800	29	Robert RHODES	SO	1:49.34	2/15/14	0.075	0.17	0.25
Team Total								10.22

"Scrd As", short for "Scored As", Standing used for place points portion of performance's score combining preseason data (when applied) to current season data

Numbers in BLACK are both the performance's actual NCAA rank AND "scored as" rank Numbers in RED indicate actual NCAA rank does not exist or is worse than "scored as" rank Numbers in BLUE indicate actual NCAA rank is better than "scored as" rank

USTFCCCA Non-Member

Non-Member Schools Will NOT be ranked, beginning Week 2





## 2014 Indoor Track &amp; Field, Week #4

Only those who score >0.01 pts are shown  
D denotes multiple-event rule in affect

## MEN

70



Lipscomb

Atlantic Sun Conference

▲31

Event	Scrd As	Athlete	Yr	Scored Mark	Date	Pl. Pts.	Bonus	TOTAL
-------	---------	---------	----	-------------	------	----------	-------	-------

Scored bests come from CURRENT season

▶ 200	35	Tucker PEABODY	SR	21.20		2/7/14	0.01	0.04	0.05
▶ HJ	8	Gemikal PRUDE	JR	2.20m	7-2½	2/1/14	8	0.64	8.64

Team Total 8.69

71



Albany

America East Conference

▲8

Event	Scrd As	Athlete	Yr	Scored Mark	Date	Pl. Pts.	Bonus	TOTAL
-------	---------	---------	----	-------------	------	----------	-------	-------

Scored bests come from CURRENT season

▶ HJ	8	Alexander BOWEN JR.	JR	2.20m	7-2½	1/11/14	8	0.64	8.64
------	---	---------------------	----	-------	------	---------	---	------	------

Team Total 8.64

71



Manhattan

Metro Atlantic Athletic Conference

▲38

Event	Scrd As	Athlete	Yr	Scored Mark	Date	Pl. Pts.	Bonus	TOTAL
-------	---------	---------	----	-------------	------	----------	-------	-------

Scored bests come from CURRENT season

▶ HJ	8	Mohamed KOITA	SR	2.20m	7-2½	2/15/14	8	0.64	8.64
------	---	---------------	----	-------	------	---------	---	------	------

Team Total 8.64

73



Air Force

Mountain West Conference

▲13

Event	Scrd As	Athlete	Yr	Scored Mark	Date	Pl. Pts.	Bonus	TOTAL
-------	---------	---------	----	-------------	------	----------	-------	-------

Scored bests come from CURRENT season

▶ DMR	24	Corona, Spuller, Dorsey, Perkins		9:43.39 OT		2/14/14	0	0.05	0.05
▶ HJ	28	Kobi REX	JR	2.15m	7-½	1/11/14	0.1	0.00	0.10
▶ PV	10	Joey UHLE	JR	5.44m	17-10%	2/7/14	6	0.58	6.58
▶ PV	18	Dylan BELL	SO	5.35m	17-6%	1/23/14	0.9	0.19	1.09

Team Total 7.82

74



North Dakota State

The Summit League

▼4

Event	Scrd As	Athlete	Yr	Scored Mark	Date	Pl. Pts.	Bonus	TOTAL
-------	---------	---------	----	-------------	------	----------	-------	-------

Scored bests come from PRE-SEASON DATA

▶ HEPT	9	Andy LILLEJORD	SR	5,793	3/9/13	7	0.80	7.80
--------	---	----------------	----	-------	--------	---	------	------

Team Total 7.80

75



Kansas State

Big 12 Conference

▼22

Event	Scrd As	Athlete	Yr	Scored Mark	Date	Pl. Pts.	Bonus	TOTAL
-------	---------	---------	----	-------------	------	----------	-------	-------

Scored bests come from CURRENT season

▶ 60	33	Carlos RODRIGUEZ	JR	6.72		12/14/13	0.02	0.00	0.02
▶ 200	22	Carlos RODRIGUEZ	JR	21.08cf	21.45	1/25/14	0.5	0.21	0.71
▶ HJ	28	Zack RILEY	JR	2.15m	7-½	2/14/14	0.1	0.00	0.10
▶ LJ	12	Devin FIELD	SO	7.69m	25-2¾	2/7/14	4	0.60	4.60
▶ LJ	16	Jharyl BOWRY	SR	7.64m	25-¾	1/18/14	1.25	0.32	1.57
▶ SP	34	Ryan HERSHBERGER	SR	18.46m	60-6¾	1/18/14	0.015	0.00	0.01
▶ HEPT	20	Devin DICK	SR	5,505		1/30/14	0.7	0.04	0.74

Team Total 7.76

76



Syracuse

Atlantic Coast Conference

unch

Event	Scrd As	Athlete	Yr	Scored Mark	Date	Pl. Pts.	Bonus	TOTAL
-------	---------	---------	----	-------------	------	----------	-------	-------

Scored bests come from CURRENT season

▶ 200	25	Jaquan HOLLAND	SR	21.09	1/24/14	0.2	0.20	0.40
▶ Mile	22	Martin HEHIR	JR	4:00.04	2/7/14	0.5	0.30	0.80
▶ 3000	24	Martin HEHIR	JR	7:59.40	1/31/14	0.3	0.18	0.48
▶ 5000	25	Robert MOLKE	SR	14:00.77 OT	2/14/14	0.2	0.13	0.33
▶ 60H	11	Donald POLLITT	JR	7.75	2/7/14	5	0.65	5.65

Team Total 7.66

77



Kansas

Big 12 Conference

▼10

Event	Scrd As	Athlete	Yr	Scored Mark	Date	Pl. Pts.	Bonus	TOTAL
-------	---------	---------	----	-------------	------	----------	-------	-------

Scored bests come from CURRENT season

▶ PV	9	Alex BISHOP	SR	5.45m	17-10½	2/7/14	7	0.64	7.64
------	---	-------------	----	-------	--------	--------	---	------	------

Team Total 7.64

"Scrd As", short for "Scored As", Standing used for place points portion of performance's score combining preseason data (when applied) to current season data

Numbers in BLACK are both the performance's actual NCAA rank AND "scored as" rank Numbers in RED indicate actual NCAA rank does not exist or is worse than "scored as" rank Numbers in BLUE indicate actual NCAA rank is better than "scored as" rank

USTFCCCA Non-Member

Non-Member Schools Will NOT be ranked, beginning Week 2





# USTFCCCA NCAA Division I National Team Computer Rankings

## 2014 Indoor Track & Field, Week #4

as of 2/17/2014 11:51:10 AM

Only those who score >0.01 pts are shown  
D denotes multiple-event rule in affect

### MEN

# 78



**Princeton**  
Ivy League

▼ 50

Event	Scrd As	Athlete	Yr	Scored Mark	Date	Pl. Pts.	Bonus	TOTAL
Scored bests come from CURRENT season								
▶ Mile	19	Michael WILLIAMS	SR	3:59.63	2/7/14	0.8	0.41	1.21
▶ 3000	16	Chris BENDTSEN	SR	7:57.44	2/7/14	1.25	0.32	1.57
▶ 5000	27	Tyler UDLAND	SR	14:01.93	2/7/14	0.125	0.09	0.22
▶ LJ	13	Tom HOPKINS	SR	7.66m 25-1½	1/10/14	3	0.43	3.43
▶ TJ	19	Damon MCLEAN	SR	15.80m 51-10	1/25/14	0.8	0.18	0.98
Team Total								7.41

# 79



**USF**  
American Athletic Conference

▲ 34

Event	Scrd As	Athlete	Yr	Scored Mark	Date	Pl. Pts.	Bonus	TOTAL
Scored bests come from CURRENT season								
▶ TJ	11	Shane LEWIS	SR	15.95m 52-4	2/14/14	5	0.69	5.69
▶ TJ	17	Matthew ONEAL	SO	15.87m 52-1	2/14/14	1	0.36	1.36
Team Total								7.05

# 80



**SIUE**  
Ohio Valley Conference

▲ 51

Event	Scrd As	Athlete	Yr	Scored Mark	Date	Pl. Pts.	Bonus	TOTAL
Scored bests come from CURRENT season								
▶ LJ	10	Laderrick WARD	JR	7.71m 25-3¾	2/14/14	6	0.72	6.72
Team Total								6.72

# 81



**Western Kentucky**  
Sun Belt Conference

▲ 10

Event	Scrd As	Athlete	Yr	Scored Mark	Date	Pl. Pts.	Bonus	TOTAL
Scored bests come from CURRENT season								
▶ 400	17	Ellyonn BAILEY	SR	46.52	1/24/14	1	0.41	1.41
▶ 800	32	David MOKONE	SR	1:49.49 OT	2/14/14	0.03	0.13	0.16
▶ 4x400	10	Sears, Winstead, Chamness, Bailey		3:07.80 OT	2/14/14	4	0.71	4.71
Team Total								6.28

# 82



**Auburn**  
Southeastern Conference

▼ 17

Event	Scrd As	Athlete	Yr	Scored Mark	Date	Pl. Pts.	Bonus	TOTAL
Scored bests come from CURRENT season								
▶ 60	25	Keenan BROCK	SR	6.70	2/14/14	0.2	0.04	0.24
▶ 3000	13	Ty MCCORMACK	JR	7:56.07cf 8:01.60	1/31/14	3	0.51	3.51
▶ 5000	16	Ty MCCORMACK	JR	13:56.24 OT	2/14/14	1.25	0.28	1.53
▶ 60H	26	Torrey CAMPBELL	JR	7.85	2/7/14	0.15	0.12	0.27
▶ HJ	28	DJ SMITH	SR	2.15m 7-½	1/24/14	0.1	0.00	0.10
▶ SP	28	Stephen SAENZ	SR	18.60m 61-¾	1/18/14	0.1	0.00	0.10
Team Total								5.74

# 83



**Eastern Illinois**  
Ohio Valley Conference

▼ 12

Event	Scrd As	Athlete	Yr	Scored Mark	Date	Pl. Pts.	Bonus	TOTAL
Scored bests come from CURRENT season								
▶ 60	30	Johnathan BOEY	FR	6.71	1/25/14	0.05	0.00	0.05
▶ 200	37	Calvin EDWARDS	SO	21.21 OT	2/7/14		0.03	0.03
▶ PV	12	Michael VIKEN	SR	5.42m 17-9¼	2/14/14	4	0.49	4.49
▶ PV	18	Peter GERAGHTY	SR	5.35m 17-6¾	1/17/14	0.9	0.19	1.09
Team Total								5.66

# 84



**Wichita State**  
Missouri Valley Conference

▼ 4

Event	Scrd As	Athlete	Yr	Scored Mark	Date	Pl. Pts.	Bonus	TOTAL
Scored bests come from CURRENT season								
▶ HEPT	11	Austin BAHNER	SR	5,690	1/31/14	5	0.53	5.53
Scored bests come from PRE-SEASON DATA								
▶ HEPT	31	Tobias BOESE	SR	5,394	2/23/13	0.04	0.00	0.04
Team Total								5.57

# 85



**DePaul**  
BIG EAST Conference

▼ 1

Event	Scrd As	Athlete	Yr	Scored Mark	Date	Pl. Pts.	Bonus	TOTAL
Scored bests come from CURRENT season								
▶ SP	11	Matt BABICZ	JR	19.43m 63-9	1/31/14	5	0.51	5.51
Team Total								5.51

"Scrd As", short for "Scored As", Standing used for place points portion of performance's score combining preseason data (when applied) to current season data

Numbers in BLACK are both the performance's actual NCAA rank AND "scored as" rank Numbers in RED indicate actual NCAA rank does not exist or is worse than "scored as" rank Numbers in BLUE indicate actual NCAA rank is better than "scored as" rank

USTFCCCA Non-Member

Non-Member Schools Will NOT be ranked, beginning Week 2



## 2014 Indoor Track &amp; Field, Week #4

Only those who score >0.01 pts are shown  
D denotes multiple-event rule in affect

## MEN

86

Southern Illinois  
Missouri Valley Conference

▲ 6

Event	Scrd As	Athlete	Yr	Scored Mark	Date	Pl. Pts.	Bonus	TOTAL
Scored bests come from CURRENT season								
HJ	23	Kyle LANDON	FR	2.17m	7-1½	1/25/14	0.4	0.02 0.42
SP	12	Josh FREEMAN	SO	19.25m	63-2	1/25/14	4	0.36 4.36
WT	23	Curtis WIDEMAN	JR	20.51m	67-3½	2/7/14	0.4	0.02 0.42
Team Total								5.20

87

Texas State  
Sun Belt Conference

▲ 33

Event	Scrd As	Athlete	Yr	Scored Mark	Date	Pl. Pts.	Bonus	TOTAL
Scored bests come from CURRENT season								
PV	12	Seth ARNOLD	JR	5.42m	17-9½	2/15/14	4	0.49 4.49
Team Total								4.49

88

Tulsa  
Conference USA

▼ 13

Event	Scrd As	Athlete	Yr	Scored Mark	Date	Pl. Pts.	Bonus	TOTAL
Scored bests come from CURRENT season								
60	25	Bryce ROBINSON	SO	6.70	1/31/14	0.2	0.04	0.24
200	13	Bryce ROBINSON	SO	20.94	1/10/14	3	0.57	3.57
Team Total								3.80

89

Montana  
Big Sky Conference

▼ 1

Event	Scrd As	Athlete	Yr	Scored Mark	Date	Pl. Pts.	Bonus	TOTAL
Scored bests come from PRE-SEASON DATA								
HEPT	13	Austin EMRY	SR	5,651	12/7/12	3	0.43	3.43
Team Total								3.43

90

Gardner-Webb  
Big South Conference

▼ 5

Event	Scrd As	Athlete	Yr	Scored Mark	Date	Pl. Pts.	Bonus	TOTAL
Scored bests come from CURRENT season								
WT	13	Alex YOUNG	SO	20.95m	68-9	1/31/14	3	0.29 3.29
Team Total								3.29

91

Eastern Michigan  
Mid-American Conference

▲ 7

Event	Scrd As	Athlete	Yr	Scored Mark	Date	Pl. Pts.	Bonus	TOTAL
Scored bests come from CURRENT season								
200	27	Cameron BOLTON	JR	21.10cf	21.47	2/1/14	0.125	0.18 0.31
Mile	33	Grzegorz KALINOWSKI	SR	4:00.91 OT		2/7/14	0.02	0.11 0.13
PV	14	Max BABITS	SR	5.41m	17-9	1/10/14	2	0.45 2.45
TJ	27	Donald SCOTT	JR	15.47m	50-9¼	1/18/14	0.125	0.00 0.13
HEPT	34	Solomon IJAH	SO	5,347		12/6/13	0.015	0.00 0.01
Team Total								3.03

92

Butler  
BIG EAST Conference

▲ 50

Event	Scrd As	Athlete	Yr	Scored Mark	Date	Pl. Pts.	Bonus	TOTAL
Scored bests come from CURRENT season								
DMR	11	Anderson, Berry, Peterson, Curr		9:37.35 OT	2/14/14	2	0.80	2.80
Team Total								2.80

93

UC Riverside  
Big West Conference

▲ 12

Event	Scrd As	Athlete	Yr	Scored Mark	Date	Pl. Pts.	Bonus	TOTAL
Scored bests come from CURRENT season								
LJ	14	Ted HOOPER	SR	7.65m	25-1¼	1/31/14	2	0.37 2.37
WT	33	Caleb STUART	SR	20.02m	65-8¼	2/14/14	0.02	0.00 0.02
Team Total								2.39

94

South Carolina  
Southeastern Conference

▼ 5

Event	Scrd As	Athlete	Yr	Scored Mark	Date	Pl. Pts.	Bonus	TOTAL
Scored bests come from CURRENT season								
60	22	Kendall KEE	SO	6.68	1/24/14	0.5	0.14	0.64
60H	16	Jermaine COLLIER	SO	7.80	1/17/14	1.25	0.32	1.57
60H	31	Dondre ECHOLS	SO	7.87	1/31/14	0.04	0.04	0.08
Team Total								2.29

"Scrd As", short for "Scored As", Standing used for place points portion of performance's score combining preseason data (when applied) to current season data

Numbers in BLACK are both the performance's actual NCAA rank AND "scored as" rank Numbers in RED indicate actual NCAA rank does not exist or is worse than "scored as" rank Numbers in BLUE indicate actual NCAA rank is better than "scored as" rank

USTFCCCA Non-Member

Non-Member Schools Will NOT be ranked, beginning Week 2



# USTFCCCA NCAA Division I National Team Computer Rankings

## 2014 Indoor Track & Field, Week #4

as of 2/17/2014 11:51:11 AM

Only those who score >0.01 pts are shown  
D denotes multiple-event rule in affect

### MEN

95



Lamar

Southland Conference

▲ 8

Event	Scrd As	Athlete	Yr	Scored Mark	Date	Pl. Pts.	Bonus	TOTAL
Scored bests come from CURRENT season								
▶ Mile	15	Sam STABLER	JR	3:59.33cf 4:02.38	1/31/14	1.5	0.49	1.99
▶ 3000	33	Sam STABLER	JR	8:00.64 OT	2/7/14	0.02	0.10	0.12
Team Total								2.11

96



Louisiana Tech

Conference USA

▼ 48

Event	Scrd As	Athlete	Yr	Scored Mark	Date	Pl. Pts.	Bonus	TOTAL
Scored bests come from CURRENT season								
▶ 200	15	Trey HADNOT	SR	20.97	2/14/14	1.5	0.48	1.98
Team Total								1.98

97



Radford

Big South Conference

▼ 10

Event	Scrd As	Athlete	Yr	Scored Mark	Date	Pl. Pts.	Bonus	TOTAL
Scored bests come from CURRENT season								
▶ 60H	15	Vincent WYATT	JR	7.78	1/17/14	1.5	0.41	1.91
Team Total								1.91

98



Iowa

Big Ten Conference

▲ 4

Event	Scrd As	Athlete	Yr	Scored Mark	Date	Pl. Pts.	Bonus	TOTAL
Scored bests come from CURRENT season								
▶ 200	37	James HARRINGTON	SO	21.21	2/7/14		0.03	0.03
▶ LJ	27	O'Shea WILSON	FR	7.53m 24-8½	1/18/14	0.125	0.00	0.13
▶ TJ	16	Klyvens DELAUNAY	SO	15.88m 52-1½	2/14/14	1.25	0.40	1.65
Team Total								1.81

99



Southeastern Louisiana

Southland Conference

▲ 7

Event	Scrd As	Athlete	Yr	Scored Mark	Date	Pl. Pts.	Bonus	TOTAL
Scored bests come from CURRENT season								
▶ WT	18	Jonathan KINCHEN	JR	20.65m 67-9	1/17/14	0.9	0.11	1.01
▶ WT	21	Jeff MILLIRON	SR	20.57m 67-6	2/14/14	0.6	0.06	0.66
Team Total								1.67

100



Southeast Missouri

Ohio Valley Conference

▼ 31

Event	Scrd As	Athlete	Yr	Scored Mark	Date	Pl. Pts.	Bonus	TOTAL
Scored bests come from CURRENT season								
▶ 60	33	Blake SMITH	JR	6.72	1/31/14	0.02	0.00	0.02
▶ LJ	19	Blake SMITH	JR	7.60m 24-11½	1/25/14	0.8	0.20	1.00
▶ LJ	23	Blake CARTER	SR	7.56m 24-9½	2/7/14	0.4	0.08	0.48
▶ TJ	26	Chris MARTIN	FR	15.49m 50-10	12/7/13	0.15	0.00	0.15
Team Total								1.64

101



Oral Roberts

Southland Conference

▲ 41

Event	Scrd As	Athlete	Yr	Scored Mark	Date	Pl. Pts.	Bonus	TOTAL
Scored bests come from CURRENT season								
▶ PV	16	Justin ESTALA	FR	5.37m 17-7¼	2/15/14	1.25	0.28	1.53
Team Total								1.53

102



Wake Forest

Atlantic Coast Conference

▲ 35

Event	Scrd As	Athlete	Yr	Scored Mark	Date	Pl. Pts.	Bonus	TOTAL
Scored bests come from CURRENT season								
▶ 800	35	Thomas BOJANOWSKI	SR	1:49.62cf 1:51.18	1/31/14	0.01	0.10	0.11
▶ DMR	14	Holden, Harrison, Eager, Rose		9:38.68cf 9:46.54	2/14/14	0.8	0.61	1.41
Team Total								1.52

"Scrd As", short for "Scored As", Standing used for place points portion of performance's score combining preseason data (when applied) to current season data

Numbers in BLACK are both the performance's actual NCAA rank AND "scored as" rank Numbers in RED indicate actual NCAA rank does not exist or is worse than "scored as" rank Numbers in BLUE indicate actual NCAA rank is better than "scored as" rank

USTFCCCA Non-Member

Non-Member Schools Will NOT be ranked, beginning Week 2



## 2014 Indoor Track &amp; Field, Week #4

Only those who score >0.01 pts are shown  
D denotes multiple-event rule in affect

## MEN

103



Louisiana-Lafayette

Sun Belt Conference

▲ 7

Event	Scrd As	Athlete	Yr	Scored Mark	Date	Pl. Pts.	Bonus	TOTAL
Scored bests come from CURRENT season								
WT	16	Justin VICTOR	SR	20.71m	67-11½	2/15/14	1.25	0.15 1.40
Team Total								1.40

104



Georgia Tech

Atlantic Coast Conference

▼ 9

Event	Scrd As	Athlete	Yr	Scored Mark	Date	Pl. Pts.	Bonus	TOTAL
Scored bests come from CURRENT season								
60	30	Broderick SNODDY	SO	6.71	1/18/14	0.05	0.00	0.05
800	39	Brandon LASATER	JR	1:49.74	1/31/14	0.07	0.00	0.07
DMR	23	Lasater, Reese, Fanelty, Greenwald		9:42.43	1/31/14	0	0.11	0.11
PV	18	Nikita KIRILLOV	SO	5.35m	17-6½	2/7/14	0.9	0.19 1.09
Team Total								1.32

105



Colorado State

Mountain West Conference

▼ 9

Event	Scrd As	Athlete	Yr	Scored Mark	Date	Pl. Pts.	Bonus	TOTAL
Scored bests come from CURRENT season								
60H	18	Trevor BROWN	SR	7.81	2/7/14	0.9	0.28	1.18
WT	27	Alec POTT	SR	20.24m	66-5	2/15/14	0.125	0.00 0.13
WT	34	Ken HARRIMAN	SR	19.97m	65-6½	2/15/14	0.015	0.00 0.01
Team Total								1.32

106



Central Michigan

Mid-American Conference

▲ 36

Event	Scrd As	Athlete	Yr	Scored Mark	Date	Pl. Pts.	Bonus	TOTAL
Scored bests come from CURRENT season								
60H	18	Renaldo POWELL	SR	7.81	2/14/14	0.9	0.28	1.18
Team Total								1.18

107



Michigan

Big Ten Conference

▼ 41

Event	Scrd As	Athlete	Yr	Scored Mark	Date	Pl. Pts.	Bonus	TOTAL
Scored bests come from CURRENT season								
5000	20	Morsi RAYYAN	JR	13:57.07 OT	2/14/14	0.7	0.25	0.95
WT	26	Ethan DENNIS	SR	20.32m	66-8	1/18/14	0.15	0.00 0.15
Team Total								1.10

108



Cincinnati

American Athletic Conference

▲ 13

Event	Scrd As	Athlete	Yr	Scored Mark	Date	Pl. Pts.	Bonus	TOTAL
Scored bests come from CURRENT season								
PV	18	Josh DANGEL	SR	5.35m	17-6½	2/7/14	0.9	0.19 1.09
Team Total								1.09

108



Stephen F. Austin

Southland Conference

▼ 35

Event	Scrd As	Athlete	Yr	Scored Mark	Date	Pl. Pts.	Bonus	TOTAL
Scored bests come from CURRENT season								
PV	18	Colton ROSS	SR	5.35m	17-6½	1/3/14	0.9	0.19 1.09
Team Total								1.09

110



Samford

Southern Conference

▼ 3

Event	Scrd As	Athlete	Yr	Scored Mark	Date	Pl. Pts.	Bonus	TOTAL
Scored bests come from CURRENT season								
HEPT	18	Brandon BASSETT	SR	5,534	1/15/14	0.9	0.12	1.02
Team Total								1.02

111



Western Illinois

The Summit League

▲ 4

Event	Scrd As	Athlete	Yr	Scored Mark	Date	Pl. Pts.	Bonus	TOTAL
Scored bests come from CURRENT season								
WT	18	Nathaniel MARSHALL	SR	20.65m	67-9	2/15/14	0.9	0.11 1.01
Team Total								1.01

"Scrd As", short for "Scored As", Standing used for place points portion of performance's score combining preseason data (when applied) to current season data

Numbers in BLACK are both the performance's actual NCAA rank AND "scored as" rank Numbers in RED indicate actual NCAA rank does not exist or is worse than "scored as" rank Numbers in BLUE indicate actual NCAA rank is better than "scored as" rank

USTFCCCA Non-Member

Non-Member Schools Will NOT be ranked, beginning Week 2



# USTFCCCA NCAA Division I National Team Computer Rankings

as of 2/17/2014 11:51:12 AM

## 2014 Indoor Track & Field, Week #4

Only those who score >0.01 pts are shown  
D denotes multiple-event rule in affect

### MEN

# 112



## Washington State

### ▼18

### Mountain Pacific Sports Federation

Event	Scrd As	Athlete	Yr	Scored Mark	Date	Pl. Pts.	Bonus	TOTAL
-------	---------	---------	----	-------------	------	----------	-------	-------

Scored bests come from CURRENT season

▶ Mile	32	Todd WAKEFIELD	SR	4:00.90 OT	2/14/14	0.03	0.11	0.14
▶ HEPT	19	Dino DODIG	FR	5,507	1/31/14	0.8	0.05	0.85

**Team Total 0.99**

# 113



## Indiana

### ▼16

### Big Ten Conference

Event	Scrd As	Athlete	Yr	Scored Mark	Date	Pl. Pts.	Bonus	TOTAL
-------	---------	---------	----	-------------	------	----------	-------	-------

Scored bests come from CURRENT season

▶ 800	32	Tretetz KINNAIRD	FR	1:49.49 OT	2/7/14	0.03	0.13	0.16
▶ 3000	38	Matthew SCHWARTZER	FR	8:01.51	2/14/14		0.05	0.05
▶ DMR	18	Gornall, Morgan, Kinnaird, Nierman		9:40.51	2/14/14	0.4	0.35	0.75

**Team Total 0.97**

# 114



## Lehigh

### ▲2

### Patriot League

Event	Scrd As	Athlete	Yr	Scored Mark	Date	Pl. Pts.	Bonus	TOTAL
-------	---------	---------	----	-------------	------	----------	-------	-------

Scored bests come from CURRENT season

▶ HJ	19	Adeolu ADESIDA	JR	2.18m	7-1¼	12/6/13	0.8	0.16	0.96
------	----	----------------	----	-------	------	---------	-----	------	------

**Team Total 0.96**

# 115



## San Francisco

### West Coast Conference

Event	Scrd As	Athlete	Yr	Scored Mark	Date	Pl. Pts.	Bonus	TOTAL
-------	---------	---------	----	-------------	------	----------	-------	-------

Scored bests come from CURRENT season

▶ 5000	21	Eric CAUSEY	FR	13:58.34 OT	2/14/14	0.6	0.21	0.81
--------	----	-------------	----	-------------	---------	-----	------	------

**Team Total 0.81**

# 116



## Virginia Tech

### ▼82

### Atlantic Coast Conference

Event	Scrd As	Athlete	Yr	Scored Mark	Date	Pl. Pts.	Bonus	TOTAL
-------	---------	---------	----	-------------	------	----------	-------	-------

Scored bests come from CURRENT season

▶ Mile	40	Grant POLLOCK	JR	4:01.32cf	4:04.40	2/14/14	0.06	0.06
▶ 3000	40	Leoule DEGFAE	SR	8:01.75cf	8:07.35	2/14/14	0.03	0.03
▶ DMR	22	Degfae, Dally, Degfae, Pollock		9:42.26		2/7/14	0	0.13
▶ PV	29	Chris UHLE	JR	5.28m	17-3¼	1/24/14	0.075	0.00
▶ WT	24	Tomas KRZULIAK	SO	20.42m	67-0	2/7/14	0.3	0.00

**Team Total 0.59**

# 117



## Drake

### ▲25

### Missouri Valley Conference

Event	Scrd As	Athlete	Yr	Scored Mark	Date	Pl. Pts.	Bonus	TOTAL
-------	---------	---------	----	-------------	------	----------	-------	-------

Scored bests come from CURRENT season

▶ 5000	23	Brogan AUSTIN	SR	13:59.71 OT	2/14/14	0.4	0.17	0.57
--------	----	---------------	----	-------------	---------	-----	------	------

**Team Total 0.57**

# 118



## UMBC

### ▼1

### America East Conference

Event	Scrd As	Athlete	Yr	Scored Mark	Date	Pl. Pts.	Bonus	TOTAL
-------	---------	---------	----	-------------	------	----------	-------	-------

Scored bests come from CURRENT season

▶ 800	24	Andrew SMITH	SR	1:49.15	1/31/14	0.3	0.22	0.52
-------	----	--------------	----	---------	---------	-----	------	------

**Team Total 0.52**

# 119



## Oklahoma

### ▼45

### Big 12 Conference

Event	Scrd As	Athlete	Yr	Scored Mark	Date	Pl. Pts.	Bonus	TOTAL
-------	---------	---------	----	-------------	------	----------	-------	-------

Scored bests come from CURRENT season

▶ 200	29	Waymon STOREY	SR	21.11		2/15/14	0.075	0.17	0.25
▶ PV	27	Everette FAVOR	SO	5.30m	17-4½	1/31/14	0.125	0.00	0.13
▶ SP	28	Austin PERRY	SO	18.60m	61-¼	1/31/14	0.1	0.00	0.10

**Team Total 0.47**

"Scrd As", short for "Scored As", Standing used for place points portion of performance's score combining preseason data (when applied) to current season data

Numbers in BLACK are both the performance's actual NCAA rank AND "scored as" rank Numbers in RED indicate actual NCAA rank does not exist or is worse than "scored as" rank Numbers in BLUE indicate actual NCAA rank is better than "scored as" rank

USTFCCCA Non-Member

Non-Member Schools Will NOT be ranked, beginning Week 2



## 2014 Indoor Track &amp; Field, Week #4

Only those who score >0.01 pts are shown  
D denotes multiple-event rule in affect

## MEN

120



Tennessee State

Ohio Valley Conference

▲ 11

Event	Scrd As	Athlete	Yr	Scored Mark	Date	Pl. Pts.	Bonus	TOTAL
-------	---------	---------	----	-------------	------	----------	-------	-------

Scored bests come from CURRENT season

► LJ	23	Royce DATES	SR	7.56m	24-9%	2/1/14	0.4	0.08	0.48
------	----	-------------	----	-------	-------	--------	-----	------	------

Team Total 0.48

121



Southern Miss

Conference USA

▼ 2

Event	Scrd As	Athlete	Yr	Scored Mark	Date	Pl. Pts.	Bonus	TOTAL
-------	---------	---------	----	-------------	------	----------	-------	-------

Scored bests come from CURRENT season

► 60H	24	Randy MCCOY	SR	7.84		1/18/14	0.3	0.16	0.46
-------	----	-------------	----	------	--	---------	-----	------	------

Team Total 0.46

122



Bethune-Cookman

Mid-Eastern Athletic Conference

▲ 7

Event	Scrd As	Athlete	Yr	Scored Mark	Date	Pl. Pts.	Bonus	TOTAL
-------	---------	---------	----	-------------	------	----------	-------	-------

Scored bests come from CURRENT season

► 60H	29	Tremayne BANKS	JR	7.86		2/7/14	0.075	0.08	0.15
-------	----	----------------	----	------	--	--------	-------	------	------

► HJ	25	Ed'Ricus WILLIAMS	FR	2.16m	7-1	2/13/14	0.2	0.00	0.20
------	----	-------------------	----	-------	-----	---------	-----	------	------

► TJ	33	Micheal TILLER	FR	15.41m	50-6%	1/17/14	0.02	0.00	0.02
------	----	----------------	----	--------	-------	---------	------	------	------

Team Total 0.37

123



Monmouth

Metro Atlantic Athletic Conference

▼ 5

Event	Scrd As	Athlete	Yr	Scored Mark	Date	Pl. Pts.	Bonus	TOTAL
-------	---------	---------	----	-------------	------	----------	-------	-------


Scored bests come from CURRENT season

► 800	31	Dylan CAPWELL	FR	1:49.39		2/7/14	0.04	0.16	0.20
-------	----	---------------	----	---------	--	--------	------	------	------

► SP	26	Errol JEFFREY	SR	18.62m	61-1½	1/11/14	0.15	0.00	0.15
------	----	---------------	----	--------	-------	---------	------	------	------

Team Total 0.35

124



Providence

BIG EAST Conference

▼ 2

Event	Scrd As	Athlete	Yr	Scored Mark	Date	Pl. Pts.	Bonus	TOTAL
-------	---------	---------	----	-------------	------	----------	-------	-------

Scored bests come from CURRENT season

► Mile	28	Julian OAKLEY	SO	4:00.71		2/7/14	0.1	0.14	0.24
--------	----	---------------	----	---------	--	--------	-----	------	------

► Mile	37	Julian SAAD	SR	4:01.04		2/7/14	0.10		0.10
--------	----	-------------	----	---------	--	--------	------	--	------

Team Total 0.34

125



Yale

Ivy League

▼ 1

Event	Scrd As	Athlete	Yr	Scored Mark	Date	Pl. Pts.	Bonus	TOTAL
-------	---------	---------	----	-------------	------	----------	-------	-------

Scored bests come from CURRENT season

► Mile	26	James SHIRVELL	SR	4:00.54		1/24/14	0.15	0.18	0.33
--------	----	----------------	----	---------	--	---------	------	------	------

Team Total 0.33

126



North Carolina A&amp;T

Mid-Eastern Athletic Conference

▲ 12

Event	Scrd As	Athlete	Yr	Scored Mark	Date	Pl. Pts.	Bonus	TOTAL
-------	---------	---------	----	-------------	------	----------	-------	-------

Scored bests come from CURRENT season

► 60	25	Desmond LAWRENCE	SR	6.70		2/7/14	0.2	0.04	0.24
------	----	------------------	----	------	--	--------	-----	------	------

Team Total 0.24

127



Northwestern State

Southland Conference

▲ 15

Event	Scrd As	Athlete	Yr	Scored Mark	Date	Pl. Pts.	Bonus	TOTAL
-------	---------	---------	----	-------------	------	----------	-------	-------

Scored bests come from CURRENT season

► LJ	25	Emmanuel WILLIAMS	JR	7.54m	24-9	2/14/14	0.2	0.02	0.22
------	----	-------------------	----	-------	------	---------	-----	------	------

Team Total 0.22

128



Portland

West Coast Conference

▲ 6

Event	Scrd As	Athlete	Yr	Scored Mark	Date	Pl. Pts.	Bonus	TOTAL
-------	---------	---------	----	-------------	------	----------	-------	-------

Scored bests come from CURRENT season

► Mile	39	Ryan POLAND	JR	4:01.28 OT		2/14/14	0.07		0.07
--------	----	-------------	----	------------	--	---------	------	--	------

► 3000	31	Ryan POLAND	JR	8:00.55 OT		1/31/14	0.04	0.11	0.15
--------	----	-------------	----	------------	--	---------	------	------	------

Team Total 0.21

"Scrd As", short for "Scored As", Standing used for place points portion of performance's score combining preseason data (when applied) to current season data

Numbers in BLACK are both the performance's actual NCAA rank AND "scored as" rank Numbers in RED indicate actual NCAA rank does not exist or is worse than "scored as" rank Numbers in BLUE indicate actual NCAA rank is better than "scored as" rank

USTFCCCA Non-Member

Non-Member Schools Will NOT be ranked, beginning Week 2





## 2014 Indoor Track &amp; Field, Week #4

Only those who score >0.01 pts are shown  
D denotes multiple-event rule in affect

## MEN

129



Sacramento State

Big Sky Conference

▼ 4

Event	Scrd As	Athlete	Yr	Scored Mark	Date	Pl. Pts.	Bonus	TOTAL
-------	---------	---------	----	-------------	------	----------	-------	-------

Scored bests come from CURRENT season

▶ SP	25	Zach CONIGLIO	JR	18.68m	61-3½	2/14/14	0.2	0.00	0.20
------	----	---------------	----	--------	-------	---------	-----	------	------

Team Total 0.20

130



Bucknell

Patriot League

▲ 12

Event	Scrd As	Athlete	Yr	Scored Mark	Date	Pl. Pts.	Bonus	TOTAL
-------	---------	---------	----	-------------	------	----------	-------	-------

Scored bests come from CURRENT season

▶ 60H	29	Christian LUPICA	JR	7.86		2/14/14	0.075	0.08	0.15
-------	----	------------------	----	------	--	---------	-------	------	------

Team Total 0.15

131



Memphis

American Athletic Conference

▲ 4

Event	Scrd As	Athlete	Yr	Scored Mark	Date	Pl. Pts.	Bonus	TOTAL
-------	---------	---------	----	-------------	------	----------	-------	-------

Scored bests come from CURRENT season


▶ PV	27	Pauls PUJATS	JR	5.30m	17-4½	1/24/14	0.125	0.00	0.13
------	----	--------------	----	-------	-------	---------	-------	------	------

Scored bests come from PRE-SEASON DATA

▶ HEPT	33	Luis HANSSLER	SO	5,371		2/23/13	0.02	0.00	0.02
--------	----	---------------	----	-------	--	---------	------	------	------

Team Total 0.14

132



Northern Colorado

Big Sky Conference

▲ 10

Event	Scrd As	Athlete	Yr	Scored Mark	Date	Pl. Pts.	Bonus	TOTAL
-------	---------	---------	----	-------------	------	----------	-------	-------

Scored bests come from CURRENT season

▶ HJ	28	Trevor EVANSON	JR	2.15m	7-½	1/31/14	0.1	0.00	0.10
------	----	----------------	----	-------	-----	---------	-----	------	------

Team Total 0.10

132



Weber State

Big Sky Conference

▲ 10

Event	Scrd As	Athlete	Yr	Scored Mark	Date	Pl. Pts.	Bonus	TOTAL
-------	---------	---------	----	-------------	------	----------	-------	-------

Scored bests come from CURRENT season

▶ HJ	28	Anthony GREGORY	FR	2.15m	7-½	2/8/14	0.1	0.00	0.10
------	----	-----------------	----	-------	-----	--------	-----	------	------

Team Total 0.10

134



UTPA

Western Athletic Conference

▼ 1

Event	Scrd As	Athlete	Yr	Scored Mark	Date	Pl. Pts.	Bonus	TOTAL
-------	---------	---------	----	-------------	------	----------	-------	-------

Scored bests come from CURRENT season

▶ Mile	37	Martin CASSE	SR	4:01.04	2/7/14		0.10	0.10
--------	----	--------------	----	---------	--------	--	------	------

Team Total 0.10

135



Eastern Washington

Big Sky Conference

▼ 9

Event	Scrd As	Athlete	Yr	Scored Mark	Date	Pl. Pts.	Bonus	TOTAL
-------	---------	---------	----	-------------	------	----------	-------	-------

Scored bests come from CURRENT season

▶ WT	29	Jordan ARAKAWA	JR	20.14m	66-1	1/31/14	0.075	0.00	0.08
------	----	----------------	----	--------	------	---------	-------	------	------

Team Total 0.08

135



Utah Valley

Western Athletic Conference

▼ 8

Event	Scrd As	Athlete	Yr	Scored Mark	Date	Pl. Pts.	Bonus	TOTAL
-------	---------	---------	----	-------------	------	----------	-------	-------

Scored bests come from CURRENT season

▶ HEPT	29	Michael MCPHERSON	JR	5,432		1/9/14	0.075	0.00	0.08
--------	----	-------------------	----	-------	--	--------	-------	------	------

Team Total 0.08

137



Charlotte

Conference USA

▲ 4

Event	Scrd As	Athlete	Yr	Scored Mark	Date	Pl. Pts.	Bonus	TOTAL
-------	---------	---------	----	-------------	------	----------	-------	-------

Scored bests come from CURRENT season

▶ 200	35	Anthony BYNUM	JR	21.20cf	21.58	2/14/14	0.01	0.04	0.05
-------	----	---------------	----	---------	-------	---------	------	------	------

Team Total 0.05

138



Marquette

BIG EAST Conference

▼ 11

Event	Scrd As	Athlete	Yr	Scored Mark	Date	Pl. Pts.	Bonus	TOTAL
-------	---------	---------	----	-------------	------	----------	-------	-------

Scored bests come from CURRENT season

▶ WT	30	William KOECK	JR	20.11m	65-11½	1/31/14	0.05	0.00	0.05
------	----	---------------	----	--------	--------	---------	------	------	------

Team Total 0.05

"Scrd As", short for "Scored As", Standing used for place points portion of performance's score combining preseason data (when applied) to current season data

Numbers in BLACK are both the performance's actual NCAA rank AND "scored as" rank Numbers in RED indicate actual NCAA rank does not exist or is worse than "scored as" rank Numbers in BLUE indicate actual NCAA rank is better than "scored as" rank

USTFCCCA Non-Member

Non-Member Schools Will NOT be ranked, beginning Week 2



## 2014 Indoor Track &amp; Field, Week #4

Only those who score >0.01 pts are shown  
D denotes multiple-event rule in affect

## MEN

139



NC State

▼ 16

Atlantic Coast Conference

Event	Scrd As	Athlete	Yr	Scored Mark	Date	Pl. Pts.	Bonus	TOTAL
-------	---------	---------	----	-------------	------	----------	-------	-------

Scored bests come from CURRENT season

► LJ	32	Jonathan ADDISON	SO	7.48m	24-6½	1/31/14	0.03	0.00	0.03
------	----	------------------	----	-------	-------	---------	------	------	------

Team Total 0.03

140



Eastern Kentucky

▲ 2

Ohio Valley Conference

Event	Scrd As	Athlete	Yr	Scored Mark	Date	Pl. Pts.	Bonus	TOTAL
-------	---------	---------	----	-------------	------	----------	-------	-------

Scored bests come from CURRENT season

► 5000	35	Wade MEDDLES	SR	14:04.46 OT	2/14/14	0.01	0.01	0.02
--------	----	--------------	----	-------------	---------	------	------	------

Team Total 0.02

141



Grambling State

▲ 1

Southwestern Athletic Conference

Event	Scrd As	Athlete	Yr	Scored Mark	Date	Pl. Pts.	Bonus	TOTAL
-------	---------	---------	----	-------------	------	----------	-------	-------

Scored bests come from CURRENT season

► 200	40	Kameron COWAN	JR	21.22cf	21.60	1/31/14	0.02	0.02
-------	----	---------------	----	---------	-------	---------	------	------

Team Total 0.02

142



Savannah State

▼ 13

Mid-Eastern Athletic Conference

Event	Scrd As	Athlete	Yr	Scored Mark	Date	Pl. Pts.	Bonus	TOTAL
-------	---------	---------	----	-------------	------	----------	-------	-------

Scored bests come from CURRENT season

► 60H	34	Cameron HALL	JR	7.88	2/13/14	0.015	0.00	0.01
-------	----	--------------	----	------	---------	-------	------	------

Team Total 0.01

"Scrd As", short for "Scored As", Standing used for place points portion of performance's score combining preseason data (when applied) to current season data

Numbers in BLACK are both the performance's actual NCAA rank AND "scored as" rank Numbers in RED indicate actual NCAA rank does not exist or is worse than "scored as" rank Numbers in BLUE indicate actual NCAA rank is better than "scored as" rank

USTFCCCA Non-Member

Non-Member Schools Will NOT be ranked, beginning Week 2



# USTFCCCA NCAA Division I National Team Computer Rankings

as of 2/17/2014 11:51:13 AM

## 2014 Indoor Track & Field, Week #4

Only those who score >0.01 pts are shown  
D denotes multiple-event rule in affect

### WOMEN

# 1



## Oregon

### Mountain Pacific Sports Federation

# 1

Event	Scrd As	Athlete	Yr	Scored Mark	Date	Pl. Pts.	Bonus	TOTAL
Scored bests come from CURRENT season								
▶ 60	2	Jasmine TODD	FR	7.20	1/18/14	18	1.99	19.99
▶ 60	3	Jenna PRANDINI	SO	7.24	1/18/14	16	1.50	17.50
▶ 60	27	Marybeth SANT	FR	7.38cA 7.36	2/14/14	0.125	0.14	0.26
▶ 60	32	Phyllis FRANCIS	SR	7.41	1/18/14	0.03	0.02	0.05
▶ 200	3	Phyllis FRANCIS	SR	22.99cA 22.92	2/14/14	D	1.95	3.95
▶ 200	10	Jenna PRANDINI	SO	23.37cA 23.30	2/14/14	6	0.73	6.73
▶ 400	1	Phyllis FRANCIS	SR	52.14 OT	1/24/14	20	2.14	22.14
▶ 400	34	Christian BRENNAN	FR	53.94cA 53.83	2/14/14	0.015	0.00	0.01
▶ 800	1	Laura ROESLER	SR	2:01.32 OT	1/24/14	20	3.32	23.32
▶ 800	18	Samantha MURPHY	SR	2:06.56 OT	2/14/14	0.9	0.29	1.19
▶ Mile	30	Annie LEBLANC	SO	4:40.48 OT	2/14/14	0.05	0.06	0.11
▶ Mile	31	Laura ROESLER	SR	4:40.63 OT	1/18/14	0.04	0.04	0.08
▶ 3000	5	Megan PATRIGNELLI	SR	9:04.96 OT	2/14/14	12	1.43	13.43
▶ 5000	15	Molly GRABILL	SO	16:01.91 OT	2/14/14	1.5	0.38	1.88
▶ 60H	5	Sasha WALLACE	FR	8.10	1/24/14	12	1.44	13.44
▶ 4x400	2	Okodogbe, Roesler, Brennan, Francis		3:30.52cA 3:30.08	2/14/14	18	3.07	21.07
▶ DMR	2	Leblanc, Okodogbe, Roesler, Patrignelli		10:56.77 OT	1/24/14	18	2.52	20.52
▶ HJ	7	Lauren CROCKETT	JR	1.83m 6-0	1/24/14	9	0.82	9.82
▶ HJ	11	Chancey SUMMERS	JR	1.82m 5-11½	2/14/14	5	0.53	5.53
▶ PV	23	Sammie CLARK	JR	4.13m 13-6½	1/24/14	0.4	0.00	0.40
▶ LJ	1	Jasmine TODD	FR	6.50m 21-4	2/14/14	20	3.06	23.06
▶ LJ	17	Jenna PRANDINI	SO	6.24m 20-5½	2/14/14	1	0.29	1.29
▶ TJ	12	Sasha WALLACE	FR	12.94m 42-5½	2/14/14	4	0.40	4.40
Team Total								210.20

# 2



## Florida

### Southeastern Conference

# 2

Event	Scrd As	Athlete	Yr	Scored Mark	Date	Pl. Pts.	Bonus	TOTAL
Scored bests come from CURRENT season								
▶ 60	12	Shayla SANDERS	SO	7.32	2/15/14	4	0.55	4.55
▶ 60	16	Kyra JEFFERSON	SO	7.34	1/24/14	1.25	0.39	1.64
▶ 60	30	Destinee GAUSE	SO	7.40	1/24/14	0.05	0.06	0.11
▶ 200	4	Kyra JEFFERSON	SO	23.06	1/31/14	14	1.69	15.69
▶ 200	11	Destinee GAUSE	SO	23.40	2/15/14	5	0.66	5.66
▶ 200	21	Shayla SANDERS	SO	23.67	2/15/14	0.6	0.13	0.73
▶ 200	23	Ebony EUTSEY	SR	23.70	1/10/14	0.4	0.09	0.49
▶ 400	4	Robin REYNOLDS	SO	52.46	2/15/14	14	1.54	15.54
▶ 400	9	Ebony EUTSEY	SR	52.76 OT	1/24/14	7	0.99	7.99
▶ 800	36	Cory MCGEE	SR	2:07.47	1/10/14	0.07		0.07
▶ Mile	15	Rebekah GREENE	FR	4:38.03 OT	2/14/14	1.5	0.44	1.94
▶ 3000	28	Cory MCGEE	SR	9:18.26 OT	1/24/14	0.1	0.03	0.13
▶ 3000	29	Rebekah GREENE	FR	9:18.44 OT	1/24/14	0.075	0.02	0.10
▶ 60H	10	Bridgette OWENS	SR	8.20	1/10/14	6	0.55	6.55
▶ 60H	23	Skylar ROSS-RANSOM	FR	8.28	1/31/14	0.4	0.16	0.56
▶ 4x400	4	Reynolds, Gause, Jefferson, Eutsey		3:31.52	1/31/14	14	2.49	16.49
▶ DMR	4	Greene, Eutsey, Strausa, McGee		11:00.16 OT	1/24/14	14	1.92	15.92
▶ HJ	7	Taylor BURKE	JR	1.83m 6-0	1/24/14	9	0.82	9.82
▶ LJ	5	Robin REYNOLDS	SO	6.38m 20-11½	1/10/14	12	1.52	13.52
▶ TJ	2	Ciarra BREWER	JR	13.55m 44-5½	1/31/14	18	2.84	20.84
▶ TJ	34	Gissell WARNER	JR	12.63m 41-5½	1/10/14	0.015	0.00	0.01
▶ WT	13	Jayla BOSTIC	JR	20.86m 68-5½	2/7/14	3	0.29	3.29
▶ PENT	12	Brittany HARRELL	JR	4,042	1/31/14	4	0.29	4.29
Scored bests come from PRE-SEASON DATA								
▶ PENT	19	Lorraine GRAHAM	SR	4,010	2/22/13	0.8	0.14	0.94
Team Total								146.88

"Scrd As", short for "Scored As", Standing used for place points portion of performance's score combining preseason data (when applied) to current season data

Numbers in BLACK are both the performance's actual NCAA rank AND "scored as" rank Numbers in RED indicate actual NCAA rank does not exist or is worse than "scored as" rank Numbers in BLUE indicate actual NCAA rank is better than "scored as" rank

USTFCCCA Non-Member

Non-Member Schools Will NOT be ranked, beginning Week 2



# USTFCCCA NCAA Division I National Team Computer Rankings

as of 2/17/2014 11:51:13 AM

## 2014 Indoor Track & Field, Week #4

Only those who score >0.01 pts are shown  
D denotes multiple-event rule in affect

### WOMEN

3



**Texas A&M**

Southeastern Conference

unch

Event	Scrd As	Athlete	Yr	Scored Mark	Date	Pl. Pts.	Bonus	TOTAL	
Scored bests come from CURRENT season									
▶ 60	7	Olivia EKPONÉ	JR	7.28	1/31/14	9	1.01	10.01	
▶ 60	15	Jennifer MADU	SO	7.33	1/25/14	1.5	0.47	1.97	
▶ 60	16	Aaliyah BROWN	FR	7.34	1/31/14	1.25	0.39	1.64	
▶ 60	16	Ashley COLLIER	SR	7.34	1/31/14	1.25	0.39	1.64	
▶ 60	22	Kamaria BROWN	JR	7.36	1/25/14	0.5	0.23	0.73	
▶ 200	1	Kamaria BROWN	JR	22.80	2/15/14	20	2.67	22.67	
▶ 200	6	Ashton PURVIS	JR	23.26	2/15/14	10	1.00	11.00	
▶ 200	18	Olivia EKPONÉ	JR	23.55	1/25/14	0.9	0.30	1.20	
▶ 200	26	Shamier LITTLE	FR	23.72	2/7/14	0.15	0.07	0.22	
▶ 200	31	Ashley COLLIER	SR	23.74	1/31/14	0.04	0.04	0.08	
▶ 400	3	Shamier LITTLE	FR	52.44	2/15/14	16	1.58	17.58	
▶ 400	7	Kamaria BROWN	JR	52.71	1/31/14	D	9	1.09	3.09
▶ 400	13	Janeil BELLILLE	SR	53.05	2/7/14	3	0.52	3.52	
▶ 400	15	Olivia EKPONÉ	JR	53.15	2/15/14	1.5	0.39	1.89	
▶ 5000	23	Grace FLETCHER	JR	16:13.71	2/7/14	0.4	0.00	0.40	
▶ 5000	31	Hillary MONTGOMERY	JR	16:19.91	2/7/14	0.04	0.00	0.04	
▶ 4x400	3	Mayungbe, Brown, Bellille, Ekpone		3:31.07	1/31/14	16	2.75	18.75	
▶ PV	33	Brittany WOOTEN	SO	4.08m	13-4½	2/7/14	0.02	0.00	0.02
▶ LJ	13	LaQue MOEN-DAVIS	SO	6.25m	20-6½	12/7/13	3	0.38	3.38
▶ LJ	32	Jennifer MADU	SO	6.10m	20-¾	1/25/14	0.03	0.00	0.03
▶ TJ	3	LaQue MOEN-DAVIS	SO	13.49m	44-3¾	1/17/14	16	2.53	18.53
▶ WT	1	Brea GARRETT	JR	22.66m	74-4¼	2/7/14	20	4.28	24.28
Scored bests come from PRE-SEASON DATA									
▶ PENT	18	Jena HEMANN	JR	4,017	2/22/13	0.9	0.17	1.07	
▶ PENT	23	Annie KUNZ	JR	3,994	2/22/13	0.4	0.07	0.47	
Team Total								144.20	

4



**Arkansas**

Southeastern Conference

▲ 2

Event	Scrd As	Athlete	Yr	Scored Mark		Date	Pl. Pts.	Bonus	TOTAL	
Scored bests come from CURRENT season										
▶ 60	12	Regine WILLIAMS	FR	7.32		1/31/14	4	0.55	4.55	
▶ 200	4	Regine WILLIAMS	FR	23.06		1/31/14	14	1.69	15.69	
▶ 400	11	Chrishuna WILLIAMS	JR	52.95		2/14/14	5	0.65	5.65	
▶ 800	12	Stephanie BROWN	SR	2:05.82		1/31/14	D	4	0.60	2.60
▶ Mile	2	Grace HEYMSFIELD	SR	4:34.22		1/31/14	18	1.71	19.71	
▶ Mile	6	Stephanie BROWN	SR	4:35.86 OT		2/14/14	10	1.16	11.16	
▶ Mile	8	Dominique SCOTT	JR	4:36.11		1/31/14	D	8	1.08	3.08
▶ 3000	3	Dominique SCOTT	JR	9:02.33 OT		2/14/14	16	1.91	17.91	
▶ 3000	6	Grace HEYMSFIELD	SR	9:05.16 OT		2/14/14	D	10	1.39	3.39
▶ 5000	22	Dominique SCOTT	JR	16:13.44		1/31/14	0.5	0.01	0.51	
▶ 5000	25	Diane ROBISON	JR	16:14.54 OT		2/14/14	0.2	0.00	0.20	
▶ 4x400	9	Harper, Williams, Williams, Swinton		3:34.70		2/14/14	5	0.94	5.94	
▶ DMR	3	Heymsfield, Williams, Brown, Scott		10:57.15		2/7/14	16	2.46	18.46	
▶ PV	14	Ariel VOSKAMP	SO	4.25m	13-11½	2/7/14	2	0.45	2.45	
▶ PV	18	Danielle NOWELL	SR	4.20m	13-9¾	2/7/14	0.9	0.18	1.08	
▶ PV	30	Megan ZIMLICH	SO	4.10m	13-5½	2/7/14	0.05	0.00	0.05	
▶ LJ	10	Tamara MYERS	JR	6.29m	20-7¾	1/24/14	6	0.73	6.73	
▶ TJ	6	Tamara MYERS	JR	13.12m	43-½	1/31/14	10	1.02	11.02	
▶ PENT	9	Alex GOCHENOUR	SO	4,116		1/31/14	7	0.82	7.82	
Team Total									137.99	

"Scrd As", short for "Scored As", Standing used for place points portion of performance's score combining preseason data (when applied) to current season data

Numbers in BLACK are both the performance's actual NCAA rank AND "scored as" rank Numbers in RED indicate actual NCAA rank does not exist or is worse than "scored as" rank Numbers in BLUE indicate actual NCAA rank is better than "scored as" rank

USTFCCCA Non-Member

Non-Member Schools Will NOT be ranked, beginning Week 2



# USTFCCCA NCAA Division I National Team Computer Rankings

as of 2/17/2014 11:51:14 AM

## 2014 Indoor Track & Field, Week #4

Only those who score >0.01 pts are shown  
D denotes multiple-event rule in affect

### WOMEN

5



Texas

Big 12 Conference

▼ 4

Event	Scrd As	Athlete	Yr	Scored Mark	Date	Pl. Pts.	Bonus	TOTAL
Scored bests come from CURRENT season								
▶ 60	4	Morolake AKINOSUN	SO	7.25	2/14/14	14	1.37	15.37
▶ 200	13	Ashley SPENCER	JR	23.46 OT	1/30/14	D 3	0.52	2.52
▶ 200	15	Courtney OKOLO	SO	23.48	2/14/14	1.5	0.47	1.97
▶ 200	26	Morolake AKINOSUN	SO	23.72 OT	1/30/14	0.15	0.07	0.22
▶ 400	2	Ashley SPENCER	JR	52.33	2/14/14	18	1.79	19.79
▶ 400	5	Courtney OKOLO	SO	52.51a 52.40	2/7/14	12	1.45	13.45
▶ 400	15	Briana NELSON	SR	53.15	2/14/14	1.5	0.39	1.89
▶ 400	19	Kendall BAISDEN	FR	53.23	2/14/14	0.8	0.30	1.10
▶ 400	29	Danielle DOWIE	SR	53.47	2/14/14	0.075	0.13	0.20
▶ Mile	33	Marielle HALL	SR	4:41.19 OT	2/14/14	0.02	0.00	0.02
▶ 3000	14	Sara SUTHERLAND	SR	9:10.54	1/31/14	2	0.59	2.59
▶ 5000	11	Sara SUTHERLAND	SR	15:53.98 OT	2/14/14	5	0.89	5.89
▶ 5000	32	Olivia MICKLE	SR	16:20.07 OT	2/14/14	0.03	0.00	0.03
▶ 60H	13	Morgan SNOW	JR	8.23	2/14/14	3	0.35	3.35
▶ 4x400	1	Baisden, Nelson, Okolo, Spencer		3:30.12	2/14/14	20	3.31	23.31
▶ DMR	15	Hall, Dorner, Hamilton, Sutherland		11:22.16	1/31/14	0.7	0.00	0.70
▶ HJ	11	Shanay BRISCOE	SR	1.82m 5-11½	1/31/14	5	0.53	5.53
▶ PV	1	Kaitlin PETRILLOSE	SO	4.45m 14-7¾	2/7/14	20	3.24	23.24
Scored bests come from PRE-SEASON DATA								
▶ PENT	13	Shanay BRISCOE	SR	4,039	3/9/13	3	0.28	3.28
Team Total								124.45

6



Kentucky

Southeastern Conference

▲ 1

Event	Scrd As	Athlete	Yr	Scored Mark	Date	Pl. Pts.	Bonus	TOTAL
Scored bests come from CURRENT season								
▶ 60	1	Dezerea BRYANT	JR	7.16	2/14/14	20	2.49	22.49
▶ 60	12	Kendra HARRISON	JR	7.32	2/7/14	4	0.55	4.55
▶ 60	29	Keilah TYSON	JR	7.39	2/14/14	0.075	0.10	0.17
▶ 200	2	Dezerea BRYANT	JR	22.82	2/7/14	18	2.59	20.59
▶ 200	14	Kendra HARRISON	JR	23.47	2/7/14	2	0.49	2.49
▶ 800	24	Allison PEARE	SR	2:06.93	2/7/14	0.3	0.18	0.48
▶ Mile	5	Allison PEARE	SR	4:35.80 OT	2/14/14	12	1.18	13.18
▶ 60H	1	Kendra HARRISON	JR	7.96	1/24/14	20	3.10	23.10
▶ 60H	14	Kayla PARKER	SR	8.24	12/13/13	2	0.31	2.31
▶ 60H	21	Leah NUGENT	JR	8.27	1/24/14	0.6	0.20	0.80
▶ 4x400	5	Phillips, Bryant, Whaley, Harrison		3:33.35 OT	1/24/14	12	1.46	13.46
▶ LJ	32	Kayla PARKER	SR	6.10m 20-¾	2/14/14	0.03	0.00	0.03
Team Total								103.66

7



Georgia

Southeastern Conference

▼ 2

Event	Scrd As	Athlete	Yr	Scored Mark	Date	Pl. Pts.	Bonus	TOTAL
Scored bests come from CURRENT season								
▶ 800	13	Megan MALASARTE	SR	2:05.87 OT	2/14/14	3	0.58	3.58
▶ 60H	14	Kendell WILLIAMS	FR	8.24	2/15/14	2	0.31	2.31
▶ DMR	18	Malasarte, Hollingsworth, Hamilton, Boozier		11:24.86	1/24/14	0.4	0.00	0.40
▶ HJ	2	Leontia KALLENOU	FR	1.88m 6-2	1/18/14	18	2.96	20.96
▶ HJ	16	Kendell WILLIAMS	FR	1.81m 5-11½	1/24/14	1.25	0.26	1.51
▶ PV	6	Morgann LELEUX	JR	4.32m 14-2	2/15/14	10	1.14	11.14
▶ LJ	2	Chanice PORTER	SO	6.47m 21-2¾	2/7/14	18	2.67	20.67
▶ LJ	13	Kendell WILLIAMS	FR	6.25m 20-6¾	1/24/14	3	0.38	3.38
▶ LJ	27	Lucie ONDRASCHKOVA	SR	6.12m 20-1	1/24/14	0.125	0.00	0.13
▶ WT	34	Asianna COVINGTON	FR	20.01m 65-7¾	1/24/14	0.015	0.00	0.01
▶ PENT	2	Kendell WILLIAMS	FR	4,302	1/24/14	18	3.05	21.05
Scored bests come from PRE-SEASON DATA								
▶ PENT	3	Lucie ONDRASCHKOVA	SR	4,228	3/9/13	16	2.04	18.04
Team Total								103.18

"Scrd As", short for "Scored As", Standing used for place points portion of performance's score combining preseason data (when applied) to current season data

Numbers in BLACK are both the performance's actual NCAA rank AND "scored as" rank Numbers in RED indicate actual NCAA rank does not exist or is worse than "scored as" rank Numbers in BLUE indicate actual NCAA rank is better than "scored as" rank

USTFCCCA Non-Member

Non-Member Schools Will NOT be ranked, beginning Week 2



## 2014 Indoor Track &amp; Field, Week #4

Only those who score >0.01 pts are shown  
D denotes multiple-event rule in affect

## WOMEN

8



Providence

BIG EAST Conference

unch

Event	Scrd As	Athlete	Yr	Scored Mark	Date	Pl. Pts.	Bonus	TOTAL
Scored bests come from CURRENT season								
▶ Mile	9	Laura NAGEL	JR	4:36.89	1/24/14	D 7	0.82	2.82
▶ Mile	27	Emily SISSON	JR	4:40.00	1/24/14	0.125	0.11	0.24
▶ 3000	1	Emily SISSON	JR	9:00.76	2/7/14	20	2.19	22.19
▶ 3000	2	Laura NAGEL	JR	9:01.35	2/7/14	18	2.08	20.08
▶ 5000	2	Emily SISSON	JR	15:40.62	12/7/13	18	2.10	20.10
▶ 5000	3	Sarah COLLINS	SO	15:41.00	12/7/13	16	2.06	18.06
▶ 5000	4	Laura NAGEL	JR	15:42.60	12/7/13	14	1.90	15.90

Team Total 99.38

9



Stanford

Mountain Pacific Sports Federation

unch

Event	Scrd As	Athlete	Yr	Scored Mark	Date	Pl. Pts.	Bonus	TOTAL
Scored bests come from CURRENT season								
▶ 400	26	Kristyn WILLIAMS	SO	53.39 OT	1/18/14	0.15	0.18	0.33
▶ 800	2	Justine FEDRONIC	SR	2:03.25	1/31/14	18	2.07	20.07
▶ 800	6	Claudia SAUNDERS	SO	2:05.07 OT	2/14/14	10	0.92	10.92
▶ 800	8	Amy WEISSENBACH	SO	2:05.50	1/31/14	8	0.73	8.73
▶ 3000	13	Kathy KROEGER	SR	9:10.34	1/31/14	3	0.62	3.62
▶ 5000	9	Kathy KROEGER	SR	15:53.35 OT	2/14/14	7	0.94	7.94
▶ 5000	10	Aisling CUFFE	JR	15:53.95 OT	2/14/14	6	0.90	6.90
▶ DMR	1	Weissenbach, Williams, Saunders, Fedronic		10:54.04	1/31/14	20	3.01	23.01

Team Total 81.51

10



Penn State

Big Ten Conference

▲ 9

Event	Scrd As	Athlete	Yr	Scored Mark	Date	Pl. Pts.	Bonus	TOTAL
Scored bests come from CURRENT season								
▶ 60	5	Mahagony JONES	SR	7.26	1/31/14	12	1.25	13.25
▶ 200	8	Mahagony JONES	SR	23.34 OT	2/14/14	8	0.81	8.81
▶ 200	34	Kiah SEYMOUR	SO	23.77	2/7/14	0.015	0.01	0.02
▶ 400	8	Kiah SEYMOUR	SO	52.74 OT	2/14/14	8	1.03	9.03
▶ 3000	20	Tori GERLACH	SO	9:14.75	1/31/14	0.7	0.24	0.94
▶ 60H	9	Evonne BRITTON	SR	8.15	1/31/14	7	0.93	7.93
▶ 60H	34	Brittney HOWELL	SR	8.36	2/7/14	0.015	0.00	0.01
▶ 4x400	7	McGee, Seymour, Rhodes, Jones		3:34.22	2/7/14	8	1.13	9.13
▶ WT	12	Melissa KURZDORFER	SR	20.88m 68-6	2/7/14	4	0.31	4.31
▶ WT	28	Rachel FATHERLY	SO	20.13m 66-½	2/7/14	0.1	0.00	0.10
▶ PENT	11	Brittney HOWELL	SR	4,061	1/31/14	5	0.38	5.38

Team Total 58.91

11



LSU

Southeastern Conference

▼ 1

Event	Scrd As	Athlete	Yr	Scored Mark	Date	Pl. Pts.	Bonus	TOTAL
Scored bests come from CURRENT season								
▶ 60H	2	Jasmin STOWERS	SR	8.01cA 7.99	2/1/14	18	2.50	20.50
▶ 60H	30	Mariah GEORGETOWN	JR	8.34	2/14/14	0.05	0.00	0.05
▶ 4x400	10	Martin, Tracey, Brown, Chase		3:34.89	2/14/14	4	0.87	4.87
▶ LJ	7	Nataliyah FRIAR	FR	6.30m 20-8	2/14/14	9	0.82	9.82
▶ TJ	8	Lynnika PITTS	SR	13.03m 42-9	2/1/14	8	0.71	8.71
▶ TJ	29	Keri EMANUEL	SR	12.69m 41-7½	2/14/14	0.075	0.00	0.08
▶ SP	30	Tori BLISS	JR	15.88m 52-1¼	2/1/14	0.05	0.00	0.05
▶ WT	7	Denise HINTON	SR	21.36m 70-1	2/7/14	9	1.10	10.10

Team Total 54.18

"Scrd As", short for "Scored As", Standing used for place points portion of performance's score combining preseason data (when applied) to current season data

Numbers in BLACK are both the performance's actual NCAA rank AND "scored as" rank Numbers in RED indicate actual NCAA rank does not exist or is worse than "scored as" rank Numbers in BLUE indicate actual NCAA rank is better than "scored as" rank

USTFCCCA Non-Member

Non-Member Schools Will NOT be ranked, beginning Week 2





# USTFCCCA NCAA Division I National Team Computer Rankings

as of 2/17/2014 11:51:14 AM

## 2014 Indoor Track & Field, Week #4

Only those who score >0.01 pts are shown  
D denotes multiple-event rule in affect

### WOMEN

# 12



## North Carolina

### Atlantic Coast Conference

# 26

Event	Scrd As	Athlete	Yr	Scored Mark	Date	Pl. Pts.	Bonus	TOTAL
-------	---------	---------	----	-------------	------	----------	-------	-------

#### Scored bests come from CURRENT season

800	10	Elizabeth WHELAN	SO	2:05.59cf	2:07.03	1/31/14	D 6	0.69	2.69
Mile	4	Elizabeth WHELAN	SO	4:35.69cf	4:38.41	2/14/14	14	1.22	15.22
Mile	7	Annie LEHARDY	JR	4:35.94cf	4:38.67	2/14/14	9	1.13	10.13
3000	16	Annie LEHARDY	JR	9:11.83cf	9:16.56	1/31/14	1.25	0.44	1.69
PV	24	Cameron OVERSTREET	JR	4.11m	13-5%	1/17/14	0.3	0.00	0.30
TJ	18	Tristine JOHNSON	SR	12.87m	42-2%	1/17/14	0.9	0.21	1.11
SP	12	Sarah HOWARD	SO	16.57m	54-4%	1/17/14	4	0.40	4.40

#### Scored bests come from PRE-SEASON DATA

PENT	5	Xenia RAHN	JR	4,191	1/25/13	12	1.53	13.53
------	---	------------	----	-------	---------	----	------	-------

**Team Total 49.07**

# 13



## UCLA

### Mountain Pacific Sports Federation

# unch

Event	Scrd As	Athlete	Yr	Scored Mark	Date	Pl. Pts.	Bonus	TOTAL
-------	---------	---------	----	-------------	------	----------	-------	-------

#### Scored bests come from CURRENT season

▶ 3000	4	Kelsey SMITH	JR	9:04.31 OT		1/31/14	14	1.55	15.55
▶ 60H	34	Brea BUCHANAN	JR	8.36cA	8.34	2/14/14	0.015	0.00	0.01
▶ HJ	29	Caroline GYLLENBERN	FR	1.78m	5-10	1/24/14	0.075	0.00	0.08
▶ PV	24	Natasha KOLBO	SR	4.11m	13-5%	2/14/14	0.3	0.00	0.30
▶ PV	34	Elena CLARKE	JR	4.07m	13-4%	1/24/14	0.015	0.00	0.01
▶ LJ	3	Kylie PRICE	JR	6.45m	21-2	2/1/14	16	2.41	18.41
▶ WT	6	Ida STORM	SR	21.37m	70-1%	2/14/14	10	1.12	11.12

#### Scored bests come from PRE-SEASON DATA

PENT	15	Tatum SOUZA	SR	4,023	2/22/13	1.5	0.20	1.70
------	----	-------------	----	-------	---------	-----	------	------

**Team Total 47.19**

# 14



## South Dakota

### The Summit League

# 19

Event	Scrd As	Athlete	Yr	Scored Mark	Date	Pl. Pts.	Bonus	TOTAL
-------	---------	---------	----	-------------	------	----------	-------	-------

#### Scored bests come from CURRENT season

HJ	3	Megan GLISAR	SR	1.85m	6-3/4	2/14/14	16	1.66	17.66
PV	2	Emily GROVE	JR	4.37m	14-4	2/14/14	18	1.94	19.94
PV	8	Bethany FIRSICK	SR	4.31m	14-1%	2/8/14	8	1.01	9.01

**Team Total 46.62**

# 15



## Purdue

### Big Ten Conference

# unch

Event	Scrd As	Athlete	Yr	Scored Mark	Date	Pl. Pts.	Bonus	TOTAL
-------	---------	---------	----	-------------	------	----------	-------	-------

#### Scored bests come from CURRENT season

LJ	26	Nikki NUNN	SR	6.13m	20-1 1/2	1/11/14	0.15	0.00	0.15
TJ	9	Cierra BROWN	SO	13.00m	42-8	2/15/14	7	0.61	7.61
SP	4	Dani BUNCH	SR	17.19m	56-4 1/2	1/31/14	14	1.91	15.91
WT	2	Dani BUNCH	SR	22.35m	73-4	1/18/14	18	3.44	21.44

**Team Total 45.11**

# 16



## Florida State

### Atlantic Coast Conference

# 11

Event	Scrd As	Athlete	Yr	Scored Mark	Date	Pl. Pts.	Bonus	TOTAL
-------	---------	---------	----	-------------	------	----------	-------	-------

#### Scored bests come from CURRENT season

▶ 60	22	Marecia PEMBERTON	SR	7.36		2/14/14	0.5	0.23	0.73
▶ 400	30	Sage WATSON	SO	53.53cA	53.42	1/24/14	0.05	0.09	0.14
▶ Mile	3	Colleen QUIGLEY	JR	4:35.38 OT		2/14/14	16	1.32	17.32
▶ Mile	19	Georgia PEEL	SO	4:38.41cA	4:44.61	1/24/14	0.8	0.34	1.14
▶ Mile	20	Linden HALL	JR	4:38.50 OT		2/14/14	0.7	0.32	1.02
▶ 3000	30	Colleen QUIGLEY	JR	9:18.85		1/18/14	0.05	0.00	0.05
▶ 5000	13	Hannah WALKER	JR	15:58.15 OT		2/14/14	3	0.62	3.62
▶ DMR	6	Hall, Ichite, Peel, Quigley		11:01.59 OT		2/14/14	10	1.67	11.67
▶ LJ	17	Der'Renae FREEMAN	SO	6.24m	20-5%	1/24/14	1	0.29	1.29
▶ TJ	24	Izehi ILESO	SR	12.74m	41-9%	1/24/14	0.3	0.00	0.30
▶ SP	20	Chelsea WHALEN	SR	16.27m	53-4%	1/31/14	0.7	0.01	0.71
▶ SP	26	Kellion KNIBB	SO	16.01m	52-6%	1/24/14	0.15	0.00	0.15
▶ WT	10	Briana CHERRY-BRONSON	JR	20.98m	68-10	1/24/14	6	0.41	6.41

**Team Total 44.55**

"Scrd As", short for "Scored As", Standing used for place points portion of performance's score combining preseason data (when applied) to current season data

Numbers in BLACK are both the performance's actual NCAA rank AND "scored as" rank Numbers in RED indicate actual NCAA rank does not exist or is worse than "scored as" rank Numbers in BLUE indicate actual NCAA rank is better than "scored as" rank

USTFCCCA Non-Member

Non-Member Schools Will NOT be ranked, beginning Week 2



# USTFCCCA NCAA Division I National Team Computer Rankings

## 2014 Indoor Track & Field, Week #4

as of 2/17/2014 11:51:15 AM

Only those who score >0.01 pts are shown  
D denotes multiple-event rule in affect

### WOMEN

# 17



## Texas Tech

### Big 12 Conference

# ▲11

Event	Scrd As	Athlete	Yr	Scored Mark	Date	Pl. Pts.	Bonus	TOTAL
Scored bests come from CURRENT season								
▶ 60	16	Cierra WHITE	JR	7.34cA 7.32	2/7/14	1.25	0.39	1.64
▶ 200	12	Cierra WHITE	JR	23.43	2/14/14	4	0.59	4.59
▶ 400	27	Christen RIVERS	JR	53.40	2/14/14	0.125	0.17	0.30
▶ 400	28	Montenae ROYE-SPEIGHT	JR	53.42	2/14/14	0.1	0.16	0.26
▶ 60H	4	Le'Tristan PLEDGER	SO	8.09cA 8.07	2/7/14	14	1.56	15.56
▶ 4x400	6	Rivers, White, Blake, Roye-Speight		3:34.15	2/14/14	10	1.15	11.15
▶ LJ	7	Shanice STEWART	SO	6.30m 20-8	1/31/14	9	0.82	9.82
▶ PENT	21	Shanice STEWART	SO	4,000	1/31/14	0.6	0.09	0.69
Team Total								44.01

# 18



## Iowa State

### Big 12 Conference

# ▲8

Event	Scrd As	Athlete	Yr	Scored Mark	Date	Pl. Pts.	Bonus	TOTAL
Scored bests come from CURRENT season								
▶ 800	3	Ejiroghene OKORO	SR	2:03.91 OT	2/14/14	16	1.65	17.65
▶ DMR	12	Rotich, Okoro, Okoro, Brown		11:11.93	2/7/14	1	0.39	1.39
▶ SP	1	Christina HILLMAN	JR	17.51m 57-5½	12/6/13	20	3.13	23.13
Team Total								42.17

# 19



## Duke

### Atlantic Coast Conference

# ▲10

Event	Scrd As	Athlete	Yr	Scored Mark	Date	Pl. Pts.	Bonus	TOTAL
Scored bests come from CURRENT season								
▶ 3000	19	Juliet BOTTORFF	SR	9:14.13cf 9:18.88	1/31/14	0.8	0.27	1.07
▶ 5000	7	Juliet BOTTORFF	SR	15:49.80 OT	2/14/14	9	1.19	10.19
▶ DMR	10	Banks, Kerpon, Meier, Huth		11:06.87 OT	2/14/14	4	0.93	4.93
▶ HJ	11	Karli JOHONNOT	SO	1.82m 5-11½	1/23/14	5	0.53	5.53
▶ PV	3	Megan CLARK	SO	4.36m 14-3½	2/7/14	16	1.78	17.78
▶ PENT	14	Karli JOHONNOT	SO	4,038	1/23/14	2	0.27	2.27
Team Total								41.78

# 20



## Akron

### Mid-American Conference

# unch

Event	Scrd As	Athlete	Yr	Scored Mark	Date	Pl. Pts.	Bonus	TOTAL
Scored bests come from CURRENT season								
▶ PV	3	Annika ROLOFF	SO	4.36m 14-3½	2/7/14	16	1.78	17.78
▶ TJ	10	Weronika GAUDYN	FR	12.99m 42-7½	2/7/14	6	0.57	6.57
▶ SP	21	Alexis COOKS	SO	16.20m 53-1½	2/14/14	0.6	0.00	0.60
▶ WT	4	Brittany FUNK	JR	21.77m 71-5½	1/17/14	14	1.88	15.88
Team Total								40.84

# 21



## Maryland

### Atlantic Coast Conference

# ▲10

Event	Scrd As	Athlete	Yr	Scored Mark	Date	Pl. Pts.	Bonus	TOTAL
Scored bests come from CURRENT season								
▶ HJ	3	Amina SMITH	SR	1.85m 6-½	2/11/14	16	1.66	17.66
▶ HJ	5	Amber MELVILLE	JR	1.84m 6-½	2/7/14	12	1.23	13.23
▶ HJ	16	Thea LAFOND	JR	1.81m 5-11½	1/11/14	1.25	0.26	1.51
▶ LJ	23	Thea LAFOND	JR	6.16m 20-2½	1/18/14	0.4	0.00	0.40
▶ TJ	22	Thea LAFOND	JR	12.85m 42-2	1/11/14	0.5	0.17	0.67
Scored bests come from PRE-SEASON DATA								
▶ PENT	10	Thea LAFOND	JR	4,111	2/21/13	6	0.77	6.77
Team Total								40.25

# 22



## Mississippi State

### Southeastern Conference

# ▼5

Event	Scrd As	Athlete	Yr	Scored Mark	Date	Pl. Pts.	Bonus	TOTAL
Scored bests come from CURRENT season								
▶ Mile	23	Rhianwedd PRICE	FR	4:39.37	2/14/14	0.4	0.18	0.58
▶ DMR	14	Huston, Bougard, Archer, Price		11:15.34	2/14/14	0.8	0.19	0.99
▶ LJ	5	Erica BOUGARD	JR	6.38m 20-11½	1/24/14	12	1.52	13.52
▶ LJ	22	Rochelle FARQUHARSON	SR	6.17m 20-3	2/7/14	0.5	0.00	0.50
▶ TJ	28	Ebony BRINKER	JR	12.71m 41-8½	2/14/14	0.1	0.00	0.10
▶ TJ	33	Rochelle FARQUHARSON	SR	12.64m 41-5½	2/7/14	0.02	0.00	0.02
Scored bests come from PRE-SEASON DATA								
▶ PENT	1	Erica BOUGARD	JR	4,399	3/9/13	20	4.37	24.37
Team Total								40.08

"Scrd As", short for "Scored As", Standing used for place points portion of performance's score combining preseason data (when applied) to current season data

Numbers in BLACK are both the performance's actual NCAA rank AND "scored as" rank Numbers in RED indicate actual NCAA rank does not exist or is worse than "scored as" rank Numbers in BLUE indicate actual NCAA rank is better than "scored as" rank

USTFCCCA Non-Member

Non-Member Schools Will NOT be ranked, beginning Week 2



# USTFCCCA NCAA Division I National Team Computer Rankings

## 2014 Indoor Track & Field, Week #4

as of 2/17/2014 11:51:15 AM

Only those who score >0.01 pts are shown  
D denotes multiple-event rule in affect

### WOMEN

# 23



## Dartmouth

### Ivy League

# ▼ 11

Event	Scrd As	Athlete	Yr	Scored Mark	Date	Pl. Pts.	Bonus	TOTAL
Scored bests come from CURRENT season								
800	15	Megan KRUMPOCH	SR	2:06.31	1/24/14	1.5	0.40	1.90
800	42	Margaret DONOVAN	JR	2:07.68	2/15/14		0.03	0.03
Mile	1	Abbey D'AGOSTINO	SR	4:28.31	1/24/14	20	3.77	23.77
3000	24	Dana GIORDANO	SO	9:16.78	2/7/14	0.3	0.12	0.42
5000	1	Abbey D'AGOSTINO	SR	15:40.55	12/14/13	D 20	2.10	4.10
DMR	7	Giordano, Meech, Krumpoch, D'Agostino		11:02.21	1/31/14	8	1.56	9.56

#### Scored bests come from PRE-SEASON DATA

PENT	29	Janae DUNCHACK	SR	3,940	2/23/13	0.075	0.00	0.08
------	----	----------------	----	-------	---------	-------	------	------

**Team Total 39.85**

# 24



## Missouri

### Southeastern Conference

# ▲ 15

Event	Scrd As	Athlete	Yr	Scored Mark		Date	Pl. Pts.	Bonus	TOTAL
Scored bests come from CURRENT season									
▶ SP	1	Kearsten PEOPLES	JR	17.51m	57-5½	2/14/14	20	3.13	23.13
▶ SP	10	Jill RUSHIN	JR	16.80m	55-1½	2/7/14	6	0.83	6.83
▶ SP	27	Katie EVANS	SR	16.00m	52-6	12/6/13	0.125	0.00	0.13
▶ WT	8	Kearsten PEOPLES	JR	21.18m	69-6	1/18/14	8	0.78	8.78

**Team Total 38.86**

# 25



## Michigan

### Big Ten Conference

# ▼ 7

Event	Scrd As	Athlete	Yr	Scored Mark		Date	Pl. Pts.	Bonus	TOTAL
Scored bests come from CURRENT season									
▶ 60	30	Cindy OFILI	SO	7.40		2/14/14	0.05	0.06	0.11
▶ 800	14	Brook HANDLER	JR	2:06.16 OT		2/14/14	D 2	0.46	2.46
▶ 800	16	Jaimie PHELAN	FR	2:06.38 OT		2/14/14	1.25	0.37	1.62
▶ Mile	12	Brook HANDLER	JR	4:37.68 OT		2/7/14	4	0.55	4.55
▶ 3000	15	Erin FINN	FR	9:11.10cf	9:15.82	1/18/14	1.5	0.53	2.03
▶ 5000	12	Erin FINN	FR	15:57.32 OT		2/14/14	4	0.68	4.68
▶ 60H	10	Cindy OFILI	SO	8.20		2/14/14	6	0.55	6.55
▶ DMR	5	Phelan, Long, Pfeifer, Handler		11:00.20 OT		2/14/14	12	1.92	13.92
▶ PV	14	Kiley TOBEL	SR	4.25m	13-11¼	1/18/14	2	0.45	2.45
▶ LJ	32	Erin BUSBEE	SR	6.10m	20-¼	2/7/14	0.03	0.00	0.03

#### Scored bests come from PRE-SEASON DATA

PENT	30	Erin BUSBEE	SR	3,933	2/8/13	0.05	0.00	0.05
------	----	-------------	----	-------	--------	------	------	------

**Team Total 38.43**

# 26



## Baylor

### Big 12 Conference

# ▼ 1

Event	Scrd As	Athlete	Yr	Scored Mark		Date	Pl. Pts.	Bonus	TOTAL
Scored bests come from CURRENT season									
▶ Mile	34	Mariah KELLY	JR	4:41.38	OT	2/14/14	0.015	0.00	0.01
▶ 3000	9	Rachel JOHNSON	JR	9:08.36	OT	2/14/14	7	0.85	7.85
▶ 60H	3	Tiffani MCREYNOLDS	SR	8.05		1/24/14	16	2.03	18.03
▶ 4x400	15	Nichols, Rhone, Williams, Nwachukwu		3:37.53		2/14/14	0.7	0.04	0.74
▶ TJ	6	Brianna RICHARDSON	SO	13.12m	43-½	1/24/14	10	1.02	11.02
▶ WT	32	Erin ATKINSON	SR	20.04m	65-9	1/24/14	0.03	0.00	0.03

**Team Total 37.69**

"Scrd As", short for "Scored As", Standing used for place points portion of performance's score combining preseason data (when applied) to current season data

Numbers in BLACK are both the performance's actual NCAA rank AND "scored as" rank Numbers in RED indicate actual NCAA rank does not exist or is worse than "scored as" rank Numbers in BLUE indicate actual NCAA rank is better than "scored as" rank

USTFCCCA Non-Member

Non-Member Schools Will NOT be ranked, beginning Week 2



# USTFCCCA NCAA Division I National Team Computer Rankings

as of 2/17/2014 11:51:16 AM

## 2014 Indoor Track & Field, Week #4

Only those who score >0.01 pts are shown  
D denotes multiple-event rule in affect

### WOMEN

# 27



## Southern California

### Mountain Pacific Sports Federation

# 26

Event	Scrd As	Athlete	Yr	Scored Mark	Date	Pl. Pts.	Bonus	TOTAL
Scored bests come from CURRENT season								
60	16	Tynia GAITHER	JR	7.34	2/7/14	1.25	0.39	1.64
60	24	Alexis FAULKNER	SO	7.37	2/7/14	0.3	0.18	0.48
60	24	Jessica DAVIS	SR	7.37	2/7/14	0.3	0.18	0.48
200	7	Tynia GAITHER	JR	23.31	2/14/14	9	0.88	9.88
200	8	Jessica DAVIS	SR	23.34	2/14/14	8	0.81	8.81
200	16	CoCo NDIPAGBOR	JR	23.51	2/14/14	1.25	0.40	1.65
200	26	Jenna PUTERBAUGH	SR	23.72ca 23.65	1/24/14	0.15	0.07	0.22
200	34	Loudia LAARMAN	SR	23.77	2/14/14	0.015	0.01	0.02
400	18	CoCo NDIPAGBOR	JR	53.20	2/14/14	0.9	0.33	1.23
60H	19	Lauren BLACKBURN	SR	8.26	2/14/14	0.8	0.24	1.04
4x400	8	Ndipagbor, Jones, Liverpool, Stepter		3:34.51	2/14/14	6	1.02	7.02
LJ	25	Alexis FAULKNER	SO	6.14m 20-1½	2/14/14	0.2	0.00	0.20
Team Total								32.65

# 28



## Michigan State

### Big Ten Conference

# 21

Event	Scrd As	Athlete	Yr	Scored Mark	Date	Pl. Pts.	Bonus	TOTAL
Scored bests come from CURRENT season								
800	25	Aubrey WILBERDING	FR	2:06.95 OT	2/14/14	0.2	0.17	0.37
Mile	13	Leah O'CONNOR	JR	4:37.74 OT	2/14/14	3	0.53	3.53
3000	8	Rachele SCHULIST	FR	9:06.85 OT	2/14/14	8	1.09	9.09
TJ	4	Tori FRANKLIN	JR	13.39m 43-11½	2/14/14	14	2.02	16.02
TJ	19	Ashley STACEY	SR	12.86m 42-2½	2/14/14	0.8	0.19	0.99
Team Total								30.00

# 29



## Alabama

### Southeastern Conference

# 44

Event	Scrd As	Athlete	Yr	Scored Mark	Date	Pl. Pts.	Bonus	TOTAL
Scored bests come from CURRENT season								
60	6	Remona BURCHELL	JR	7.27	2/14/14	10	1.13	11.13
200	31	Remona BURCHELL	JR	23.74	2/14/14	0.04	0.04	0.08
800	20	Yanique MALCOLM	SR	2:06.58 OT	1/24/14	0.7	0.29	0.99
DMR	20	Ficene, Burchell, Malcolm, Panagiotou		11:26.70	2/7/14	0.2	0.00	0.20
PV	5	Alexis PAINE	SR	4.35m 14-3¾	2/7/14	12	1.62	13.62
LJ	13	Quanesha BURKS	FR	6.25m 20-6¾	2/14/14	3	0.38	3.38
WT	26	Nia BARNES	SO	20.25m 66-5½	2/14/14	0.15	0.00	0.15
Team Total								29.55

# 30



## Kent State

### Mid-American Conference

# 14

Event	Scrd As	Athlete	Yr	Scored Mark	Date	Pl. Pts.	Bonus	TOTAL
Scored bests come from CURRENT season								
60H	27	Ann Marie DUFFUS	JR	8.32	2/15/14	0.125	0.01	0.14
HJ	5	Dior DELOPHONT	SO	1.84m 6-½	1/17/14	12	1.23	13.23
TJ	32	Dior DELOPHONT	SO	12.65m 41-6	1/24/14	0.03	0.00	0.03
SP	11	Joh'vonn MOSLEY	SR	16.66m 54-8	1/17/14	5	0.51	5.51
SP	16	Danniel THOMAS	SO	16.46m 54-0	2/15/14	1.25	0.25	1.50
WT	9	Jackie LEPPELMEIER	JR	21.14m 69-4¾	1/31/14	7	0.70	7.70
Team Total								28.12

# 31



## Kansas

### Big 12 Conference

# 20

Event	Scrd As	Athlete	Yr	Scored Mark	Date	Pl. Pts.	Bonus	TOTAL
Scored bests come from CURRENT season								
200	20	Diamond DIXON	SR	23.61	2/14/14	0.7	0.20	0.90
400	21	Diamond DIXON	SR	53.25	2/14/14	0.6	0.27	0.87
HJ	16	Lindsay VOLLMER	JR	1.81m 5-11½	1/10/14	1.25	0.26	1.51
PV	6	Natalia BARTNOVSKAYA	SR	4.32m 14-2	1/31/14	10	1.14	11.14
LJ	13	Sydney CONLEY	SO	6.25m 20-6¾	1/24/14	3	0.38	3.38
SP	34	Anastasiya MUCHKAYEV	SO	15.78m 51-9¾	2/7/14	0.015	0.00	0.01
Scored bests come from PRE-SEASON DATA								
PENT	7	Lindsay VOLLMER	JR	4,123	2/22/13	9	0.88	9.88
Team Total								27.70

"Scrd As", short for "Scored As", Standing used for place points portion of performance's score combining preseason data (when applied) to current season data

Numbers in BLACK are both the performance's actual NCAA rank AND "scored as" rank Numbers in RED indicate actual NCAA rank does not exist or is worse than "scored as" rank Numbers in BLUE indicate actual NCAA rank is better than "scored as" rank

USTFCCCA Non-Member

Non-Member Schools Will NOT be ranked, beginning Week 2



# USTFCCCA NCAA Division I National Team Computer Rankings

## 2014 Indoor Track & Field, Week #4

as of 2/17/2014 11:51:16 AM

Only those who score >0.01 pts are shown  
D denotes multiple-event rule in affect

### WOMEN

# 32



## Arizona State

### Mountain Pacific Sports Federation

# ▼11

Event	Scrd As	Athlete	Yr	Scored Mark	Date	Pl. Pts.	Bonus	TOTAL
Scored bests come from CURRENT season								
400	14	Brianna TATE	JR	53.09	2/7/14	2	0.47	2.47
Mile	11	Shelby HOULIHAN	JR	4:37.52cA 4:43.70	2/1/14	D 5	0.61	2.61
3000	7	Shelby HOULIHAN	JR	9:05.86 OT	2/14/14	9	1.27	10.27
60H	34	Micha AUZENNE	FR	8.36cA 8.34	2/14/14	0.015	0.00	0.01
4x400	13	McDonald, Geren, Franklin, Tate		3:36.54cA 3:36.10	2/14/14	0.9	0.25	1.15
PV	17	Heather ARSENEAU	SR	4.21m 13-9%	2/14/14	1	0.23	1.23
SP	8	Anna JELMINI	SR	16.86m 55-3%	1/24/14	8	0.99	8.99
Team Total								26.72

# 33



## San Diego State

### Mountain West Conference

# ▼1

Event	Scrd As	Athlete	Yr	Scored Mark	Date	Pl. Pts.	Bonus	TOTAL
Scored bests come from CURRENT season								
60H	30	Kristen BROWN	JR	8.34cA 8.32	2/14/14	0.05	0.00	0.05
PV	24	Kristen BROWN	JR	4.11m 13-5%	2/14/14	0.3	0.00	0.30
TJ	1	Shanieka THOMAS	SR	13.79m 45-3	2/14/14	20	4.07	24.07
WT	16	Jasmine BURRELL	JR	20.75m 68-1	2/14/14	1.25	0.19	1.44
Scored bests come from PRE-SEASON DATA								
PENT	25	Allison REASER	SR	3,971	2/21/13	0.2	0.00	0.20
PENT	26	Nicole OUDENAARDEN	SO	3,969	2/21/13	0.15	0.00	0.15
Team Total								26.22

# 34




## Georgetown

### BIG EAST Conference

# ▲2

Event	Scrd As	Athlete	Yr	Scored Mark	Date	Pl. Pts.	Bonus	TOTAL
Scored bests come from CURRENT season								
800	4	Andrea KEKLAK	JR	2:04.64 OT	2/14/14	14	1.19	15.19
3000	12	Katrina COOGAN	SO	9:10.27	1/31/14	4	0.63	4.63
DMR	9	Southerland, Keenan, Cox, Coogan		11:04.79	1/31/14	5	1.17	6.17
Team Total								25.99

# 35



## South Carolina

### Southeastern Conference

# ▼21

Event	Scrd As	Athlete	Yr	Scored Mark	Date	Pl. Pts.	Bonus	TOTAL
Scored bests come from CURRENT season								
400	23	Precious HOLMES	FR	53.33	2/7/14	0.4	0.21	0.61
4x400	16	Holmes, Brockington, Harris, Haith		3:37.79	2/7/14	0.6	0.00	0.60
HJ	1	Jeannelle SCHEPER	SR	1.90m 6-2%	1/17/14	20	3.83	23.83
HJ	25	Sarah GRAHAM	SO	1.79m 5-10%	2/7/14	0.2	0.00	0.20
PV	20	Petra OLSEN	SR	4.17m 13-8%	1/24/14	0.7	0.01	0.71
Team Total								25.95

# 36



## Notre Dame

### Atlantic Coast Conference

# ▼6

Event	Scrd As	Athlete	Yr	Scored Mark	Date	Pl. Pts.	Bonus	TOTAL
Scored bests come from CURRENT season								
400	15	Michelle BROWN	SR	53.15 OT	2/7/14	1.5	0.39	1.89
400	20	Margaret BAMGBOSE	SO	53.24 OT	2/7/14	0.7	0.29	0.99
800	40	Danielle ARAGON	SO	2:07.65 OT	2/14/14	0.03		0.03
Mile	10	Kelly CURRAN	SR	4:37.10 OT	2/7/14	6	0.75	6.75
60H	6	Jade BARBER	JR	8.11cA 8.09	2/1/14	10	1.33	11.33
60H	18	Kaila BARBER	JR	8.25cA 8.23	2/1/14	0.9	0.28	1.18
DMR	11	Aragon, Brown, Aragon, Curran		11:08.58 OT	2/14/14	2	0.73	2.73
Scored bests come from PRE-SEASON DATA								
PENT	33	Carly LOEFFEL	JR	3,915	2/16/13	0.02	0.00	0.02
Team Total								24.91

# 37



## Harvard

### Ivy League

# unch

Event	Scrd As	Athlete	Yr	Scored Mark	Date	Pl. Pts.	Bonus	TOTAL
Scored bests come from CURRENT season								
800	9	Erika VEIDIS	JR	2:05.55	1/24/14	7	0.71	7.71
Mile	29	Molly RENFER	JR	4:40.35	2/7/14	0.075	0.07	0.15
WT	19	Adabelle EKECHUKWU	SR	20.59m 67-6%	1/18/14	0.8	0.04	0.84
Scored bests come from PRE-SEASON DATA								
PENT	4	Martina SALANDER	SO	4,209	3/9/13	14	1.78	15.78
Team Total								24.48

"Scrd As", short for "Scored As", Standing used for place points portion of performance's score combining preseason data (when applied) to current season data

Numbers in BLACK are both the performance's actual NCAA rank AND "scored as" rank Numbers in RED indicate actual NCAA rank does not exist or is worse than "scored as" rank Numbers in BLUE indicate actual NCAA rank is better than "scored as" rank

USTFCCCA Non-Member

Non-Member Schools Will NOT be ranked, beginning Week 2





# USTFCCCA NCAA Division I National Team Computer Rankings

## 2014 Indoor Track & Field, Week #4

as of 2/17/2014 11:51:16 AM

Only those who score >0.01 pts are shown  
D denotes multiple-event rule in affect

### WOMEN

# 38



## Arizona

### Mountain Pacific Sports Federation

# ▼15

Event	Scrd As	Athlete	Yr	Scored Mark	Date	Pl. Pts.	Bonus	TOTAL
Scored bests come from CURRENT season								
▶ 60	27	Germe POSTON	SR	7.38cA 7.36	2/14/14	0.125	0.14	0.26
▶ 200	22	Shapri ROMERO	SR	23.68cA 23.61	2/14/14	0.5	0.12	0.62
▶ 400	10	Shapri ROMERO	SR	52.82	2/7/14	6	0.88	6.88
▶ 5000	34	Kayla BEATTIE	FR	16:22.11 OT	2/14/14	0.015	0.00	0.01
▶ 60H	12	Nnanya HAILEY	FR	8.21	2/7/14	4	0.47	4.47
▶ 4x400	18	Hailey, Gray, Struble, Romero		3:38.00cA 3:37.56	2/14/14	0.4	0.00	0.40
▶ HJ	29	Shakayla MCEADDY	JR	1.78m 5-10	2/7/14	0.075	0.00	0.08
▶ SP	9	Alyssa HASSLEN	SR	16.82m 55-2½	2/14/14	7	0.88	7.88
▶ SP	25	Baillie GIBSON	JR	16.02m 52-6½	1/24/14	0.2	0.00	0.20
Team Total								20.81

# 39



## Indiana State

### Missouri Valley Conference

# ▲8

Event	Scrd As	Athlete	Yr	Scored Mark	Date	Pl. Pts.	Bonus	TOTAL
Scored bests come from CURRENT season								
▶ PV	24	Kimyanna RUDOLPH	SO	4.11m 13-5½	2/14/14	0.3	0.00	0.30
▶ SP	3	Mary THEISEN	SR	17.30m 56-9½	1/31/14	16	2.33	18.33
Team Total								18.63

# 40



## Oklahoma State

### Big 12 Conference

# ▼16

Event	Scrd As	Athlete	Yr	Scored Mark	Date	Pl. Pts.	Bonus	TOTAL
Scored bests come from CURRENT season								
▶ 800	7	Savannah CAMACHO	FR	2:05.41	1/31/14	9	0.77	9.77
▶ 800	10	Kaela EDWARDS	FR	2:05.59	1/31/14	6	0.69	6.69
▶ 800	21	Clara NICHOLS	SO	2:06.60 OT	2/14/14	0.6	0.28	0.88
▶ 3000	25	Monika JUODESKAITE	SO	9:17.37 OT	2/14/14	0.2	0.08	0.28
▶ TJ	19	Viktoriia SADOKHINA	FR	12.86m 42-2½	2/14/14	0.8	0.19	0.99
▶ SP	34	Chase EALEY	SO	15.78m 51-9½	2/7/14	0.015	0.00	0.01
Team Total								18.62

# 41



## East Carolina

### Conference USA

# ▲3

Event	Scrd As	Athlete	Yr	Scored Mark	Date	Pl. Pts.	Bonus	TOTAL
Scored bests come from CURRENT season								
▶ 60H	26	Erin TUCKER	SR	8.31	1/31/14	0.15	0.05	0.20
▶ WT	3	Kayla PADGETT	JR	21.95m 72-¾	1/31/14	16	2.37	18.37
Team Total								18.57

# 42



## Kansas State

### Big 12 Conference

# ▼2

Event	Scrd As	Athlete	Yr	Scored Mark	Date	Pl. Pts.	Bonus	TOTAL
Scored bests come from CURRENT season								
▶ 800	31	Sonia GASKIN	SO	2:07.14cf 2:08.60	1/25/14	0.04	0.13	0.17
▶ 60H	14	Erica TWISS	JR	8.24	2/14/14	2	0.31	2.31
▶ 4x400	17	Gaskin, Twiss, Gamble, Kolmer		3:37.96cA 3:37.52	2/7/14	0.5	0.00	0.50
▶ HJ	19	Alyx TREASURE	JR	1.80m 5-10½	12/14/13	0.8	0.12	0.92
▶ LJ	27	Erica TWISS	JR	6.12m 20-1	2/7/14	0.125	0.00	0.13
▶ SP	31	Dani WINTERS	SO	15.85m 52-0	1/18/14	0.04	0.00	0.04
▶ WT	19	Sara SAVATOVIC	SO	20.59m 67-6½	1/30/14	0.8	0.04	0.84
▶ PENT	15	Erica TWISS	JR	4,023	1/30/14	1.5	0.20	1.70
Scored bests come from PRE-SEASON DATA								
▶ PENT	6	Merryl MBENG	SR	4,178	3/9/13	10	1.39	11.39
▶ PENT	32	Joslyn BARNES	JR	3,918	2/22/13	0.03	0.00	0.03
Team Total								18.04

# 43



## TCU

### Big 12 Conference

# ▲5

Event	Scrd As	Athlete	Yr	Scored Mark	Date	Pl. Pts.	Bonus	TOTAL
Scored bests come from CURRENT season								
▶ LJ	4	Lorraine UGEN	SR	6.42m 21-¾	2/1/14	14	2.02	16.02
▶ SP	23	Megan SMITH	JR	16.08m 52-9½	2/1/14	0.4	0.00	0.40
Team Total								16.42

"Scrd As", short for "Scored As", Standing used for place points portion of performance's score combining preseason data (when applied) to current season data

Numbers in BLACK are both the performance's actual NCAA rank AND "scored as" rank Numbers in RED indicate actual NCAA rank does not exist or is worse than "scored as" rank Numbers in BLUE indicate actual NCAA rank is better than "scored as" rank

USTFCCCA Non-Member

Non-Member Schools Will NOT be ranked, beginning Week 2





# USTFCCCA NCAA Division I National Team Computer Rankings

## 2014 Indoor Track & Field, Week #4

as of 2/17/2014 11:51:17 AM

Only those who score >0.01 pts are shown  
D denotes multiple-event rule in affect

### WOMEN

# 44



## Ohio State

### Big Ten Conference

# 2

Event	Scrd As	Athlete	Yr	Scored Mark	Date	Pl. Pts.	Bonus	TOTAL
Scored bests come from CURRENT season								
60	8	Ashlee ABRAHAM	SR	7.29	2/7/14	8	0.89	8.89
60	10	Chesna SYKES	SR	7.30	2/7/14	6	0.76	6.76
60H	33	Alexis FRANKLIN	SO	8.35	1/10/14	0.02	0.00	0.02
LJ	32	Abieyuwa EHIMWENMAN	JR	6.10m 20-¾	2/7/14	0.03	0.00	0.03

Team Total 15.70

# 45



## UAB

### Conference USA

# 62

Event	Scrd As	Athlete	Yr	Scored Mark	Date	Pl. Pts.	Bonus	TOTAL
Scored bests come from CURRENT season								
Mile	22	Elinor KIRK	SR	4:39.08	1/24/14	0.5	0.21	0.71
3000	18	Elinor KIRK	SR	9:14.10	1/10/14	0.9	0.28	1.18
5000	5	Elinor KIRK	SR	15:44.38 OT	2/14/14	12	1.72	13.72

Team Total 15.61

# 46



## Minnesota

### Big Ten Conference

# 34

Event	Scrd As	Athlete	Yr	Scored Mark	Date	Pl. Pts.	Bonus	TOTAL
Scored bests come from CURRENT season								
800	5	Alena BROOKS	SR	2:04.90 OT	2/14/14	12	1.03	13.03
5000	29	Molly KAYFES	JR	16:19.12 OT	2/14/14	0.075	0.00	0.08
4x400	19	Markland, Brooks, Adderly, Geyen		3:38.10 OT	1/30/14	0.3	0.00	0.30
DMR	13	Hill, Geyen, Brooks, Bollig		11:12.85 OT	2/14/14	0.9	0.33	1.23
PENT	20	Jess HERAUF	SO	4,008	1/30/14	0.7	0.13	0.83

Team Total 15.47

# 47



## California

### Mountain Pacific Sports Federation

# 35

Event	Scrd As	Athlete	Yr	Scored Mark	Date	Pl. Pts.	Bonus	TOTAL
Scored bests come from CURRENT season								
LJ	19	Malaina PAYTON	SR	6.23m 20-5¼	1/24/14	0.8	0.23	1.03
SP	22	Chioma AMAECHI	JR	16.14m 52-11¼	2/14/14	0.5	0.00	0.50
WT	5	Chioma AMAECHI	JR	21.75m 71-4¼	2/14/14	12	1.83	13.83

Team Total 15.36

# 48



## Arkansas State

### Sun Belt Conference

# 13

Event	Scrd As	Athlete	Yr	Scored Mark	Date	Pl. Pts.	Bonus	TOTAL
Scored bests come from CURRENT season								
60	11	Sharika NELVIS	SR	7.31c 6.78(55)	12/1/13	5	0.64	5.64
200	30	Sharika NELVIS	SR	23.73cf 24.09	1/24/14	0.05	0.06	0.11
60H	8	Sharika NELVIS	SR	8.14	2/7/14	8	1.01	9.01

Team Total 14.76

# 49



## Auburn

### Southeastern Conference

# 7

Event	Scrd As	Athlete	Yr	Scored Mark	Date	Pl. Pts.	Bonus	TOTAL
Scored bests come from CURRENT season								
60	32	V'alonee ROBINSON	SR	7.41	2/7/14	0.03	0.02	0.05
60H	14	Samantha SCARLETT	JR	8.24	1/24/14	2	0.31	2.31
TJ	19	Marshay RYAN	FR	12.86m 42-2¼	2/7/14	0.8	0.19	0.99
SP	6	Valentina MUZARIC	JR	17.00m 55-9¼	2/7/14	10	1.35	11.35

Team Total 14.70

# 50



## Southern Utah

### Big Sky Conference

# 10

Event	Scrd As	Athlete	Yr	Scored Mark	Date	Pl. Pts.	Bonus	TOTAL
Scored bests come from CURRENT season								
SP	5	Kayla KOVAR	SR	17.03m 55-10½	2/14/14	12	1.42	13.42

Team Total 13.42

"Scrd As", short for "Scored As", Standing used for place points portion of performance's score combining preseason data (when applied) to current season data

Numbers in BLACK are both the performance's actual NCAA rank AND "scored as" rank Numbers in RED indicate actual NCAA rank does not exist or is worse than "scored as" rank Numbers in BLUE indicate actual NCAA rank is better than "scored as" rank

USTFCCCA Non-Member

Non-Member Schools Will NOT be ranked, beginning Week 2



# USTFCCCA NCAA Division I National Team Computer Rankings

as of 2/17/2014 11:51:17 AM

## 2014 Indoor Track & Field, Week #4

Only those who score >0.01 pts are shown  
D denotes multiple-event rule in affect

### WOMEN

# 51



## Villanova

### BIG EAST Conference

# ▼17

Event	Scrd As	Athlete	Yr	Scored Mark	Date	Pl. Pts.	Bonus	TOTAL
Scored bests come from CURRENT season								
► Mile	24	Stephanie SCHAPPERT	JR	4:39.45	2/7/14	0.3	0.17	0.47
► 3000	11	Emily LIPARI	SR	9:09.37	1/31/14	5	0.73	5.73
► DMR	8	Piccirillo, Johnson, Akande, Lipari		11:04.54	1/31/14	6	1.20	7.20

Team Total 13.40

# 52



## UTEP

### Conference USA

# ▲2

Event	Scrd As	Athlete	Yr	Scored Mark	Date	Pl. Pts.	Bonus	TOTAL
Scored bests come from CURRENT season								
► 60H	6	Janice JACKSON	SR	8.11cA 8.09	1/24/14	10	1.33	11.33
► TJ	15	Nickevea WILSON	SO	12.89m 42-3½	1/24/14	1.5	0.24	1.74

Team Total 13.07

# 53



## Miami (Fla.)

### Atlantic Coast Conference

# ▲8

Event	Scrd As	Athlete	Yr	Scored Mark	Date	Pl. Pts.	Bonus	TOTAL
Scored bests come from CURRENT season								
► 200	19	Shakima WIMBLEY	FR	23.59	2/7/14	0.8	0.22	1.02
► 400	32	Shakima WIMBLEY	FR	53.78	1/18/14	0.03	0.00	0.03
► 800	23	Alaine TATE	SR	2:06.86cA 2:07.57	2/14/14	0.4	0.19	0.59
► 4x400	12	Glades, Cordell, Balkwill, Wimbley		3:35.58 OT	1/24/14	1	0.61	1.61
► PV	8	Alysha NEWMAN	SO	4.31m 14-1½	1/24/14	8	1.01	9.01
► WT	29	Precious OGUNLEYE	JR	20.07m 65-10½	2/14/14	0.075	0.00	0.08
► WT	31	Lea JOHNSON	SO	20.05m 65-9½	2/14/14	0.04	0.00	0.04

Team Total 12.38

# 54



## Virginia

### Atlantic Coast Conference

# ▲3

Event	Scrd As	Athlete	Yr	Scored Mark	Date	Pl. Pts.	Bonus	TOTAL
Scored bests come from CURRENT season								
► 400	6	Jordan LAVENDER	JR	52.59	2/14/14	10	1.31	11.31
► 5000	26	Barbara STREHLER	SR	16:16.32 OT	2/14/14	0.15	0.00	0.15
► DMR	17	Sargent, Lavender, Fabrizio, Fouhy		11:22.32 OT	1/24/14	0.5	0.00	0.50

Team Total 11.96

# 55



## La Salle

### Atlantic 10 Conference

# ▲3

Event	Scrd As	Athlete	Yr	Scored Mark	Date	Pl. Pts.	Bonus	TOTAL
Scored bests come from CURRENT season								
► 5000	6	Meghan MCGLINCHEY	SR	15:46.50cf 15:53.74	12/7/13	10	1.51	11.51

Team Total 11.51

# 56



## Indiana

### Big Ten Conference

# ▲13

Event	Scrd As	Athlete	Yr	Scored Mark	Date	Pl. Pts.	Bonus	TOTAL
Scored bests come from CURRENT season								
► HJ	29	Sarah MAXSON	SO	1.78m 5-10	1/31/14	0.075	0.00	0.08
► PV	24	Sophie GUTERMUTH	JR	4.11m 13-5½	2/14/14	0.3	0.00	0.30
► SP	7	Kyla BUCKLEY	SR	16.98m 55-8½	2/14/14	9	1.30	10.30

Team Total 10.67

# 57



## Northern Arizona

### Big Sky Conference

# ▲11

Event	Scrd As	Athlete	Yr	Scored Mark	Date	Pl. Pts.	Bonus	TOTAL
Scored bests come from CURRENT season								
► HJ	7	Lauren LASZCZAK	SR	1.83m 6-0	2/7/14	9	0.82	9.82
► SP	34	Jessica WEISE	SO	15.78m 51-9½	2/14/14	0.015	0.00	0.01
► WT	27	Lauren STUART	SR	20.18m 66-2½	2/7/14	0.125	0.00	0.13

Team Total 9.96

"Scrd As", short for "Scored As", Standing used for place points portion of performance's score combining preseason data (when applied) to current season data

Numbers in BLACK are both the performance's actual NCAA rank AND "scored as" rank Numbers in RED indicate actual NCAA rank does not exist or is worse than "scored as" rank Numbers in BLUE indicate actual NCAA rank is better than "scored as" rank

USTFCCCA Non-Member

Non-Member Schools Will NOT be ranked, beginning Week 2



# USTFCCCA NCAA Division I National Team Computer Rankings

## 2014 Indoor Track & Field, Week #4

as of 2/17/2014 11:51:17 AM

Only those who score >0.01 pts are shown  
D denotes multiple-event rule in affect

### WOMEN

58



Virginia Tech

Atlantic Coast Conference

▼16

Event	Scrd As	Athlete	Yr	Scored Mark		Date	Pl. Pts.	Bonus	TOTAL
Scored bests come from CURRENT season									
▶ 800	26	Amanda SMITH	JR	2:06.96cf	2:08.42	2/14/14	0.15	0.17	0.32
▶ 800	32	Frances DOWD	SR	2:07.17cf	2:08.63	2/14/14	0.03	0.13	0.16
▶ 800	37	Hanna GREEN	FR	2:07.60cf	2:09.07	2/14/14		0.04	0.04
▶ DMR	19	Smith, Mitchell, Dowd, Morton		11:25.15		2/7/14	0.3	0.00	0.30
▶ PV	8	Martina SCHULTZE	JR	4.31m	14-1½	2/7/14	8	1.01	9.01
Team Total									9.83

59



Monmouth

Metro Atlantic Athletic Conference

▲16

Event	Scrd As	Athlete	Yr	Scored Mark		Date	Pl. Pts.	Bonus	TOTAL
Scored bests come from CURRENT season									
► LJ	7	Mariah TOUSSAINT	SR	6.30m	20-8	1/11/14	9	0.82	9.82
Team Total									9.82

60



Nebraska

Big Ten Conference

▲24

Event	Scrd As	Athlete	Yr	Scored Mark		Date	Pl. Pts.	Bonus	TOTAL
Scored bests come from CURRENT season									
▶ 200	23	Kadecia BAIRD	FR	23.70		1/17/14	0.4	0.09	0.49
▶ 400	24	Kadecia BAIRD	FR	53.34		2/14/14	0.3	0.21	0.51
▶ 800	41	Shawnice WILLIAMS	JR	2:07.67		2/14/14		0.03	0.03
▶ 4x400	11	Duncan, Baird, Williams, Weekes		3:34.99		2/14/14	2	0.83	2.83
▶ LJ	20	Jazmin MCCOY	FR	6.22m	20-5	2/14/14	0.7	0.19	0.89
▶ TJ	14	Ellie EWERE	JR	12.90m	42-4	2/14/14	2	0.26	2.26
▶ SP	15	Annie JACKSON	SR	16.55m	54-3½	2/7/14	1.5	0.37	1.87
▶ SP	24	Carlie PINKELMAN	JR	16.06m	52-8½	2/1/14	0.3	0.00	0.30
▶ PENT	22	Anne MARTIN	SR	3,996		2/7/14	0.5	0.08	0.58
Scored bests come from PRE-SEASON DATA									
▶ PENT	31	Jordan STIENS	JR	3,919		2/22/13	0.04	0.00	0.04
Team Total									9.79

61



Boise State

Mountain West Conference

▲1

Event	Scrd As	Athlete	Yr	Scored Mark	Date	Pl. Pts.	Bonus	TOTAL
Scored bests come from CURRENT season								
▶ 3000	31	Emma BATES	SR	9:19.08 OT	2/14/14	0.04	0.00	0.04
▶ 5000	8	Emma BATES	SR	15:52.61 OT	1/31/14	8	0.98	8.98
Team Total								9.02

62



Wisconsin

Big Ten Conference

▼12

Event	Scrd As	Athlete	Yr	Scored Mark	Date	Pl. Pts.	Bonus	TOTAL
Scored bests come from CURRENT season								
▶ 60H	29	Deanna LATHAM	JR	8.33	2/7/14	0.075	0.00	0.08
▶ PENT	8	Deanna LATHAM	JR	4,117	1/30/14	8	0.83	8.83
Team Total								8.90

63



Butler

BIG EAST Conference

▲3

Event	Scrd As	Athlete	Yr	Scored Mark	Date	Pl. Pts.	Bonus	TOTAL
Scored bests come from CURRENT season								
▶ 3000	10	Mara OLSON	JR	9:08.83	1/24/14	6	0.80	6.80
▶ 5000	17	Mara OLSON	JR	16:03.89 OT	2/14/14	1	0.31	1.31
Team Total								8.11

64



SIUE

Ohio Valley Conference

▲12

Event	Scrd As	Athlete	Yr	Scored Mark		Date	Pl. Pts.	Bonus	TOTAL
Scored bests come from CURRENT season									
► TJ	10	Jatavia WRIGHT	JR	12.99m	42-7½	2/7/14	6	0.57	6.57
Team Total									6.57

"Scrd As", short for "Scored As", Standing used for place points portion of performance's score combining preseason data (when applied) to current season data

Numbers in BLACK are both the performance's actual NCAA rank AND "scored as" rank Numbers in RED indicate actual NCAA rank does not exist or is worse than "scored as" rank Numbers in BLUE indicate actual NCAA rank is better than "scored as" rank

USTFCCCA Non-Member

Non-Member Schools Will NOT be ranked, beginning Week 2



# USTFCCCA NCAA Division I National Team Computer Rankings

## 2014 Indoor Track & Field, Week #4

as of 2/17/2014 11:51:18 AM

Only those who score >0.01 pts are shown  
D denotes multiple-event rule in affect

### WOMEN

65



**Hampton**

Mid-Eastern Athletic Conference

▲14

Event	Scrd As	Athlete	Yr	Scored	Mark	Date	Pl. Pts.	Bonus	TOTAL
Scored bests come from CURRENT season									
800	22	Ce'aira BROWN	SO	2:06.68cf	2:08.14	2/13/14	0.5	0.25	0.75
60H	21	Breana NORMAN	SR	8.27		1/31/14	0.6	0.20	0.80
LJ	12	Teiara DENMARK	SR	6.26m	20-6½	2/7/14	4	0.46	4.46
TJ	25	Teiara DENMARK	SR	12.73m	41-9½	2/7/14	0.2	0.00	0.20
Team Total									6.21

66



**Tennessee**

Southeastern Conference

▲20

Event	Scrd As	Athlete	Yr	Scored	Mark	Date	Pl. Pts.	Bonus	TOTAL
Scored bests come from CURRENT season									
200	17	Felicia BROWN	SO	23.54		2/14/14	1	0.32	1.32
400	33	Felicia MAJORS	FR	53.89		2/14/14	0.02	0.00	0.02
800	18	Alexis PANISSE	SO	2:06.56		2/14/14	0.9	0.29	1.19
Mile	28	Alexis PANISSE	SO	4:40.28		2/14/14	0.1	0.08	0.18
5000	16	Chelsea BLAASE	SO	16:03.12 OT		2/14/14	1.25	0.33	1.58
DMR	16	Panisse, Majors, Ruff, Johnson		11:22.18		2/14/14	0.6	0.00	0.60
TJ	30	Allison OUTERBRIDGE	SR	12.66m	41-6½	2/14/14	0.05	0.00	0.05
SP	17	Cassie WERTMAN	SO	16.43m	53-11	1/10/14	1	0.21	1.21
Team Total									6.17

67



**Eastern Illinois**

Ohio Valley Conference

▼25

Event	Scrd As	Athlete	Yr	Scored	Mark	Date	Pl. Pts.	Bonus	TOTAL
Scored bests come from CURRENT season									
PV	11	Jade RIEBOLD	SR	4.30m	14-1½	1/11/14	5	0.90	5.90
Team Total									5.90

67



**George Mason**

Atlantic 10 Conference

▲5

Event	Scrd As	Athlete	Yr	Scored	Mark	Date	Pl. Pts.	Bonus	TOTAL
Scored bests come from CURRENT season									
PV	11	Mandissa MARSHALL	SR	4.30m	14-1½	2/7/14	5	0.90	5.90
Team Total									5.90

69



**Illinois**

Big Ten Conference

▼24

Event	Scrd As	Athlete	Yr	Scored	Mark	Date	Pl. Pts.	Bonus	TOTAL
Scored bests come from CURRENT season									
800	28	Amanda DUENDACK	SR	2:07.06 OT		1/24/14	0.1	0.15	0.25
HJ	11	Kandie BLOCH-JONES	FR	1.82m	5-11½	2/14/14	5	0.53	5.53
Team Total									5.78

70



**Vanderbilt**

Southeastern Conference

unch

Event	Scrd As	Athlete	Yr	Scored	Mark	Date	Pl. Pts.	Bonus	TOTAL
Scored bests come from CURRENT season									
800	37	Courtney CLAYTON	FR	2:07.60		2/7/14		0.04	0.04
DMR	21	Delaney, Washington, Clayton, Barron		11:27.43		2/7/14	0.1	0.00	0.10
HJ	11	Brionne WILLIAMS	SR	1.82m	5-11½	2/14/14	5	0.53	5.53
Team Total									5.67

71



**Florida A&M**

Mid-Eastern Athletic Conference

▲18

Event	Scrd As	Athlete	Yr	Scored	Mark	Date	Pl. Pts.	Bonus	TOTAL
Scored bests come from CURRENT season									
LJ	11	Nakia LINSON	SR	6.28m	20-7½	1/31/14	5	0.64	5.64
Team Total									5.64

72



**McNeese State**

Southland Conference

▲37

Event	Scrd As	Athlete	Yr	Scored	Mark	Date	Pl. Pts.	Bonus	TOTAL
Scored bests come from CURRENT season									
WT	11	La'Shantena ROUNDS	SR	20.95m	68-9	2/15/14	5	0.37	5.37
Team Total									5.37

"Scrd As", short for "Scored As", Standing used for place points portion of performance's score combining preseason data (when applied) to current season data

Numbers in BLACK are both the performance's actual NCAA rank AND "scored as" rank Numbers in RED indicate actual NCAA rank does not exist or is worse than "scored as" rank Numbers in BLUE indicate actual NCAA rank is better than "scored as" rank

USTFCCCA Non-Member

Non-Member Schools Will NOT be ranked, beginning Week 2



# USTFCCCA NCAA Division I National Team Computer Rankings

## 2014 Indoor Track & Field, Week #4

as of 2/17/2014 11:51:18 AM

Only those who score >0.01 pts are shown  
D denotes multiple-event rule in affect

### WOMEN

# 73



## VCU

### Atlantic 10 Conference

# 1

Event	Scrd As	Athlete	Yr	Scored Mark	Date	Pl. Pts.	Bonus	TOTAL
-------	---------	---------	----	-------------	------	----------	-------	-------

Scored bests come from CURRENT season

200	23	Kiara PORTER	JR	23.70	2/7/14	0.4	0.09	0.49
400	12	Kiara PORTER	JR	52.99	1/31/14	4	0.59	4.59

**Team Total 5.08**

# 74



## Southern Illinois

### Missouri Valley Conference

# 3

Event	Scrd As	Athlete	Yr	Scored Mark	Date	Pl. Pts.	Bonus	TOTAL
-------	---------	---------	----	-------------	------	----------	-------	-------

Scored bests come from CURRENT season

HJ	25	Kenya CULMER	SR	1.79m	5-10%	1/10/14	0.2	0.00	0.20
SP	19	DeAnna PRICE	JR	16.29m	53-5%	1/10/14	0.8	0.03	0.83
SP	29	Ashley GASTON	JR	15.94m	52-3%	2/14/14	0.075	0.00	0.08
WT	14	Sophia LOZANO	JR	20.82m	68-3%	2/14/14	2	0.25	2.25
WT	16	DeAnna PRICE	JR	20.75m	68-1	1/10/14	1.25	0.19	1.44

**Team Total 4.80**

# 75



## Rice

### Conference USA

# 17

Event	Scrd As	Athlete	Yr	Scored Mark	Date	Pl. Pts.	Bonus	TOTAL
-------	---------	---------	----	-------------	------	----------	-------	-------

Scored bests come from CURRENT season

HJ	29	Belle MACFARLANE	SO	1.78m	5-10	2/7/14	0.075	0.00	0.08
SP	12	Claire UKE	JR	16.57m	54-4%	2/7/14	4	0.40	4.40

**Team Total 4.47**

# 76



## Colorado

### Mountain Pacific Sports Federation

# 61

Event	Scrd As	Athlete	Yr	Scored Mark	Date	Pl. Pts.	Bonus	TOTAL
-------	---------	---------	----	-------------	------	----------	-------	-------

Scored bests come from CURRENT season

▶ 3000	26	Carrie VERDON	SO	9:18.11 OT	2/14/14	0.15	0.04	0.19
▶ 5000	14	Shalaya KIPP	SR	16:00.15 OT	2/14/14	2	0.50	2.50
▶ 5000	18	Abby LEVENE	SR	16:03.94 OT	2/14/14	0.9	0.31	1.21
▶ HJ	29	Kelsey ENGLISH	JR	1.78m 5-10	1/17/14	0.075	0.00	0.08

**Team Total 3.97**

# 77



## NC State

### Atlantic Coast Conference

# 17

Event	Scrd As	Athlete	Yr	Scored Mark	Date	Pl. Pts.	Bonus	TOTAL
-------	---------	---------	----	-------------	------	----------	-------	-------

Scored bests come from CURRENT season

HJ	19	Lacey SHUMAN	SR	1.80m	5-10%	1/17/14	0.8	0.12	0.92
LJ	29	Alexis PERRY	SO	6.11m	20-½	1/17/14	0.075	0.00	0.08
SP	14	Tremanisha TAYLOR	JR	16.56m	54-4	1/24/14	2	0.38	2.38
WT	22	Nicole CHAVIS	SO	20.46m	67-1½	2/14/14	0.5	0.00	0.50

**Team Total 3.88**

# 78



## Tulane

### Conference USA

# 3

Event	Scrd As	Athlete	Yr	Scored Mark	Date	Pl. Pts.	Bonus	TOTAL
-------	---------	---------	----	-------------	------	----------	-------	-------

Scored bests come from CURRENT season

PV	13	Merritt VAN METER	SR	4.27m	14-0	1/24/14	3	0.58	3.58
----	----	-------------------	----	-------	------	---------	---	------	------

**Team Total 3.58**

# 79



## New Mexico

### Mountain West Conference

# 8

Event	Scrd As	Athlete	Yr	Scored Mark	Date	Pl. Pts.	Bonus	TOTAL
-------	---------	---------	----	-------------	------	----------	-------	-------

Scored bests come from CURRENT season

Mile	17	Charlotte ARTER	SR	4:38.20ca	4:44.40	2/1/14	1	0.38	1.38
TJ	15	Jannell HADNOT	FR	12.89m	42-3½	2/1/14	1.5	0.24	1.74

**Team Total 3.13**

# 80



## Washington

### Mountain Pacific Sports Federation

# 58

Event	Scrd As	Athlete	Yr	Scored Mark	Date	Pl. Pts.	Bonus	TOTAL
-------	---------	---------	----	-------------	------	----------	-------	-------

Scored bests come from CURRENT season

► Mile	32	Eleanor FULTON	SO	4:40.74 OT		2/14/14	0.03	0.03	0.06
► PV	14	Diamara PLANELL CRUZ	SO	4.25m	13-11½	1/18/14	2	0.45	2.45
► PV	24	Kristina OWSINSKI	SO	4.11m	13-5%	2/14/14	0.3	0.00	0.30
► PV	34	Logan MILLER	SR	4.07m	13-4%	2/7/14	0.015	0.00	0.01

**Team Total 2.82**

"Scrd As", short for "Scored As", Standing used for place points portion of performance's score combining preseason data (when applied) to current season data

Numbers in BLACK are both the performance's actual NCAA rank AND "scored as" rank Numbers in RED indicate actual NCAA rank does not exist or is worse than "scored as" rank Numbers in BLUE indicate actual NCAA rank is better than "scored as" rank

USTFCCCA Non-Member

Non-Member Schools Will NOT be ranked, beginning Week 2





# USTFCCCA NCAA Division I National Team Computer Rankings

as of 2/17/2014 11:51:19 AM

## 2014 Indoor Track & Field, Week #4

Only those who score >0.01 pts are shown  
D denotes multiple-event rule in affect

### WOMEN

81



**Boston University**

Patriot League

▲35

Event	Scrd As	Athlete	Yr	Scored Mark	Date	Pl. Pts.	Bonus	TOTAL
Scored bests come from CURRENT season								
▶ Mile	14	Monica ADLER	JR	4:37.97	2/15/14	2	0.46	2.46
▶ 3000	33	Rosa MORIELLO	JR	9:19.83	2/7/14	0.02	0.00	0.02
Team Total								2.48

82



**William and Mary**

Colonial Athletic Association

▲20

Event	Scrd As	Athlete	Yr	Scored Mark	Date	Pl. Pts.	Bonus	TOTAL
Scored bests come from CURRENT season								
▶ 3000	27	Elaina BALOURIS	SR	9:18.25cf 9:23.03	12/7/13	0.125	0.03	0.16
▶ 3000	34	Emily STITES	SO	9:19.90cf 9:24.70	12/7/13	0.015	0.00	0.01
▶ 5000	19	Elaina BALOURIS	SR	16:04.29 OT	2/14/14	0.8	0.30	1.10
▶ 5000	21	Emily STITES	SO	16:09.42 OT	2/14/14	0.6	0.13	0.73
Team Total								2.00

83



**Houston**

American Athletic Conference

▲31

Event	Scrd As	Athlete	Yr	Scored Mark	Date	Pl. Pts.	Bonus	TOTAL
Scored bests come from CURRENT season								
▶ 200	34	Ngozi ONWUMERE	SR	23.77	2/7/14	0.015	0.01	0.02
▶ 400	21	Brittany WALLACE	SR	53.25	2/14/14	0.6	0.27	0.87
▶ 4x400	20	Moody, Onwumere, Young, Wallace		3:38.42	2/7/14	0.2	0.00	0.20
▶ PV	21	Karley KING	SR	4.15m 13-7½	12/7/13	0.6	0.00	0.60
▶ TJ	25	Dominique BRISCO	JR	12.73m 41-9½	1/24/14	0.2	0.00	0.20
Team Total								1.90

84



**Eastern Michigan**

Mid-American Conference

▲29

Event	Scrd As	Athlete	Yr	Scored Mark	Date	Pl. Pts.	Bonus	TOTAL
Scored bests come from CURRENT season								
▶ Mile	26	Victoria VORONKO	JR	4:39.84 OT	2/7/14	0.15	0.13	0.28
▶ 3000	17	Victoria VORONKO	JR	9:13.24 OT	2/14/14	1	0.33	1.33
▶ PENT	28	Sarah CHAUCHARD	SR	3,963	1/24/14	0.1	0.00	0.10
Team Total								1.70

85



**Stony Brook**

America East Conference

▲13

Event	Scrd As	Athlete	Yr	Scored Mark	Date	Pl. Pts.	Bonus	TOTAL
Scored bests come from CURRENT season								
▶ Mile	16	Olivia BURNE	SR	4:38.10	1/24/14	1.25	0.41	1.66
Team Total								1.66

86



**Air Force**

Mountain West Conference

▲43

Event	Scrd As	Athlete	Yr	Scored Mark	Date	Pl. Pts.	Bonus	TOTAL
Scored bests come from CURRENT season								
▶ 800	17	Annette EICHENBERGER	SR	2:06.53 OT	2/14/14	1	0.31	1.31
▶ HJ	25	Rachel HERALD	SR	1.79m 5-10½	12/13/13	0.2	0.00	0.20
Team Total								1.51

87



**Washington State**

Mountain Pacific Sports Federation

▲33

Event	Scrd As	Athlete	Yr	Scored Mark	Date	Pl. Pts.	Bonus	TOTAL
Scored bests come from CURRENT season								
▶ 3000	21	Ruby ROBERTS	SR	9:15.79 OT	2/14/14	0.6	0.18	0.78
▶ HJ	29	Charlotte MUSCHAMP	JR	1.78m 5-10	2/14/14	0.075	0.00	0.08
▶ PV	21	Kristine FELIX	SO	4.15m 13-7½	2/7/14	0.6	0.00	0.60
▶ TJ	34	Charlotte MUSCHAMP	JR	12.63m 41-5½	2/14/14	0.015	0.00	0.01
Team Total								1.47

88



**Western Kentucky**

Sun Belt Conference

▲9

Event	Scrd As	Athlete	Yr	Scored Mark	Date	Pl. Pts.	Bonus	TOTAL
Scored bests come from CURRENT season								
▶ SP	18	Jessica RAMSEY	SR	16.39m 53-9¼	1/31/14	0.9	0.16	1.06
▶ WT	23	Jessica RAMSEY	SR	20.37m 66-10	1/31/14	0.4	0.00	0.40
Team Total								1.46

"Scrd As", short for "Scored As", Standing used for place points portion of performance's score combining preseason data (when applied) to current season data

Numbers in BLACK are both the performance's actual NCAA rank AND "scored as" rank Numbers in RED indicate actual NCAA rank does not exist or is worse than "scored as" rank Numbers in BLUE indicate actual NCAA rank is better than "scored as" rank

USTFCCCA Non-Member

Non-Member Schools Will NOT be ranked, beginning Week 2





## 2014 Indoor Track &amp; Field, Week #4

Only those who score >0.01 pts are shown  
D denotes multiple-event rule in affect

## WOMEN

89



Pittsburgh

Atlantic Coast Conference

▲ 11

Event	Scrd As	Athlete	Yr	Scored Mark	Date	Pl. Pts.	Bonus	TOTAL
Scored bests come from CURRENT season								
60H	27	Taranisha TAYLOR	SO	8.32	1/31/14	0.125	0.01	0.14
TJ	17	Ashley CORUM	SR	12.88m	42-3½	1	0.22	1.22
TJ	30	Julia KOLOSKI	SR	12.66m	41-6½	0.05	0.00	0.05
Team Total								1.41

90



Clemson

Atlantic Coast Conference

▼ 12

Event	Scrd As	Athlete	Yr	Scored Mark	Date	Pl. Pts.	Bonus	TOTAL
Scored bests come from CURRENT season								
HJ	29	Mimi LAND	SO	1.78m	5-10	0.075	0.00	0.08
PV	30	Lauren TERSTAPPEN	SR	4.10m	13-5½	0.05	0.00	0.05
Scored bests come from PRE-SEASON DATA								
PENT	17	Whitney FOUNTAIN	JR	4,020	12/1/12	1	0.19	1.19
Team Total								1.31

91



Connecticut

American Athletic Conference

▼ 36

Event	Scrd As	Athlete	Yr	Scored Mark	Date	Pl. Pts.	Bonus	TOTAL
Scored bests come from CURRENT season								
400	25	Celina EMERSON	SR	53.38	2/7/14	0.2	0.18	0.38
HJ	19	Natasha MCLAREN	SR	1.80m	5-10½	0.8	0.12	0.92
Team Total								1.30

92



Iona

Metro Atlantic Athletic Conference

▲ 12

Event	Scrd As	Athlete	Yr	Scored Mark	Date	Pl. Pts.	Bonus	TOTAL
Scored bests come from CURRENT season								
Mile	18	Kate AVERY	SO	4:38.24	2/1/14	0.9	0.38	1.28
Team Total								1.28

93



Syracuse

Atlantic Coast Conference

▲ 8

Event	Scrd As	Athlete	Yr	Scored Mark	Date	Pl. Pts.	Bonus	TOTAL
Scored bests come from CURRENT season								
60	32	Shaina HARRISON	SO	7.41	2/7/14	0.03	0.02	0.05
800	29	Molly MALONE	JR	2:07.11	2/7/14	0.075	0.14	0.22
3000	32	Sarah PAGANO	SR	9:19.42	1/31/14	0.03	0.00	0.03
5000	20	Sarah PAGANO	SR	16:09.29 OT	2/14/14	0.7	0.14	0.84
Team Total								1.13

94



BYU

Mountain Pacific Sports Federation

▼ 43

Event	Scrd As	Athlete	Yr	Scored Mark	Date	Pl. Pts.	Bonus	TOTAL
Scored bests come from CURRENT season								
PV	18	Rachel FISHER	SR	4.20m	13-9½	0.9	0.18	1.08
Team Total								1.08

95



Bowling Green

Mid-American Conference

▲ 42

Event	Scrd As	Athlete	Yr	Scored Mark	Date	Pl. Pts.	Bonus	TOTAL
Scored bests come from CURRENT season								
WT	18	Brooke PLEGER	JR	20.68m	67-10½	0.9	0.13	1.03
Team Total								1.03

96



Mississippi

Southeastern Conference

▼ 29

Event	Scrd As	Athlete	Yr	Scored Mark	Date	Pl. Pts.	Bonus	TOTAL
Scored bests come from CURRENT season								
IJ	21	Fabia MCDONALD	SR	6.18m	20-3½	0.6	0.01	0.61
IJ	32	Kierra WHITE	JR	6.10m	20-¼	0.03	0.00	0.03
PENT	24	Fabia MCDONALD		3,989	1/15/14	0.3	0.04	0.34
Team Total								0.98

"Scrd As", short for "Scored As", Standing used for place points portion of performance's score combining preseason data (when applied) to current season data

Numbers in BLACK are both the performance's actual NCAA rank AND "scored as" rank Numbers in RED indicate actual NCAA rank does not exist or is worse than "scored as" rank Numbers in BLUE indicate actual NCAA rank is better than "scored as" rank

USTFCCCA Non-Member

Non-Member Schools Will NOT be ranked, beginning Week 2



## 2014 Indoor Track &amp; Field, Week #4

Only those who score >0.01 pts are shown  
D denotes multiple-event rule in affect

## WOMEN

97



North Dakota State

▼12

The Summit League

Event	Scrd As	Athlete	Yr	Scored Mark	Date	Pl. Pts.	Bonus	TOTAL
Scored bests come from CURRENT season								
200	33	Antoinette GOODMAN	SR	23.75cf 24.11	2/15/14	0.02	0.03	0.05
400	34	Ashley TINGELSTAD	SR	53.94 OT	1/30/14	0.015	0.00	0.01
800	43	Paige STRATIOTI	JR	2:07.75 OT	1/30/14	0.01	0.01	0.01
4x400	14	Milbrath, Tingelstad, Heinze, Stratioti		3:37.42 OT	2/14/14	0.8	0.06	0.86
Team Total								0.94

98



Manhattan

▲31

Metro Atlantic Athletic Conference

Event	Scrd As	Athlete	Yr	Scored Mark	Date	Pl. Pts.	Bonus	TOTAL
Scored bests come from CURRENT season								
HJ	19	Ida VIRDEBRANT	FR	1.80m 5-10½	2/15/14	0.8	0.12	0.92
Team Total								0.92

99



North Texas

▲30

Conference USA

Event	Scrd As	Athlete	Yr	Scored Mark	Date	Pl. Pts.	Bonus	TOTAL
Scored bests come from CURRENT season								
Mile	21	Josephine ADAMS	SR	4:38.83 OT	2/14/14	0.6	0.25	0.85
Team Total								0.85

100




Georgia Tech

▼29

Atlantic Coast Conference

Event	Scrd As	Athlete	Yr	Scored Mark	Date	Pl. Pts.	Bonus	TOTAL
Scored bests come from CURRENT season								
LJ	29	Julienne MCKEE	SR	6.11m 20-½	1/18/14	0.075	0.00	0.08
TJ	22	Julienne MCKEE	SR	12.85m 42-2	2/7/14	0.5	0.17	0.67
Team Total								0.75

101



Boston College

▲24

Atlantic Coast Conference

Event	Scrd As	Athlete	Yr	Scored Mark	Date	Pl. Pts.	Bonus	TOTAL
Scored bests come from CURRENT season								
3000	22	Liv WESTPHAL	JR	9:16.35	1/24/14	0.5	0.14	0.64
Team Total								0.64

102



St. John's (N.Y.)

▼3

BIG EAST Conference

Event	Scrd As	Athlete	Yr	Scored Mark	Date	Pl. Pts.	Bonus	TOTAL
Scored bests come from CURRENT season								
WT	21	Danette HINTON	SR	20.50m 67-¾	12/6/13	0.6	0.00	0.60
Team Total								0.60

103




UC Davis

▲5

Big West Conference

Event	Scrd As	Athlete	Yr	Scored Mark	Date	Pl. Pts.	Bonus	TOTAL
Scored bests come from CURRENT season								
60	32	Ashley MARSHALL	JR	7.41	2/14/14	0.03	0.02	0.05
3000	23	Alycia CRIDEBRING	SR	9:16.39 OT	1/31/14	0.4	0.14	0.54
Team Total								0.59

104



Charlotte

▲1

Conference USA

Event	Scrd As	Athlete	Yr	Scored Mark	Date	Pl. Pts.	Bonus	TOTAL
Scored bests come from CURRENT season								
60	24	Joann BLAKNEY	SR	7.37	1/17/14	0.3	0.18	0.48
Team Total								0.48

105



Liberty

▲32

Big South Conference

Event	Scrd As	Athlete	Yr	Scored Mark	Date	Pl. Pts.	Bonus	TOTAL
Scored bests come from CURRENT season								
800	33	Meghan BURGGRAF	SR	2:07.18ca 2:07.90	2/14/14	0.02	0.13	0.15
WT	24	Jocelyn WILLIAMS	JR	20.28m 66-6½	2/14/14	0.3	0.00	0.30
Team Total								0.45

"Scrd As", short for "Scored As", Standing used for place points portion of performance's score combining preseason data (when applied) to current season data

Numbers in BLACK are both the performance's actual NCAA rank AND "scored as" rank Numbers in RED indicate actual NCAA rank does not exist or is worse than "scored as" rank Numbers in BLUE indicate actual NCAA rank is better than "scored as" rank

USTFCCCA Non-Member

Non-Member Schools Will NOT be ranked, beginning Week 2



## 2014 Indoor Track &amp; Field, Week #4

Only those who score >0.01 pts are shown  
D denotes multiple-event rule in affect

## WOMEN

106



Tennessee State

Ohio Valley Conference

▲ 19

Event	Scrd As	Athlete	Yr	Scored Mark	Date	Pl. Pts.	Bonus	TOTAL
-------	---------	---------	----	-------------	------	----------	-------	-------

Scored bests come from CURRENT season

▶ LJ	23	Ashontae JACKSON	JR	6.16m	20-2½	2/1/14	0.4	0.00	0.40
▶ LJ	32	Clairwin DAMEUS	SO	6.10m	20-¼	1/10/14	0.03	0.00	0.03

Team Total 0.43

107



Louisiana Tech

Conference USA

▲ 5

Event	Scrd As	Athlete	Yr	Scored Mark	Date	Pl. Pts.	Bonus	TOTAL
-------	---------	---------	----	-------------	------	----------	-------	-------

Scored bests come from CURRENT season

▶ 60H	24	Kim FRANCIS	SR	8.29		1/30/14	0.3	0.12	0.42
-------	----	-------------	----	------	--	---------	-----	------	------

Team Total 0.42

108



Toledo

Mid-American Conference

▲ 29

Event	Scrd As	Athlete	Yr	Scored Mark	Date	Pl. Pts.	Bonus	TOTAL
-------	---------	---------	----	-------------	------	----------	-------	-------

Scored bests come from CURRENT season

▶ Mile	25	Megan WRIGHT	JR	4:39.81 OT		2/14/14	0.2	0.13	0.33
--------	----	--------------	----	------------	--	---------	-----	------	------

Team Total 0.33

109



Brown

Ivy League

▲ 28

Event	Scrd As	Athlete	Yr	Scored Mark	Date	Pl. Pts.	Bonus	TOTAL
-------	---------	---------	----	-------------	------	----------	-------	-------

Scored bests come from CURRENT season

▶ 5000	24	Heidi CALDWELL	SR	16:13.72 OT		2/14/14	0.3	0.00	0.30
--------	----	----------------	----	-------------	--	---------	-----	------	------

Team Total 0.30

110



Louisville

American Athletic Conference

▼ 69

Event	Scrd As	Athlete	Yr	Scored Mark	Date	Pl. Pts.	Bonus	TOTAL
-------	---------	---------	----	-------------	------	----------	-------	-------

Scored bests come from CURRENT season

▶ LJ	29	Brittany OWENS	SO	6.11m	20-¼	2/7/14	0.075	0.00	0.08
▶ SP	33	Liberty SLINDEN	SR	15.80m	51-10	2/14/14	0.02	0.00	0.02
▶ WT	25	Patrice GATES	SR	20.26m	66-5½	1/31/14	0.2	0.00	0.20

Team Total 0.30

111



Jacksonville

Atlantic Sun Conference

▲ 8

Event	Scrd As	Athlete	Yr	Scored Mark	Date	Pl. Pts.	Bonus	TOTAL
-------	---------	---------	----	-------------	------	----------	-------	-------

Scored bests come from CURRENT season

▶ 60H	25	Shanique WALKER	JR	8.30		2/7/14	0.2	0.09	0.29
-------	----	-----------------	----	------	--	--------	-----	------	------

Team Total 0.29

112



Oklahoma

Big 12 Conference

▲ 25

Event	Scrd As	Athlete	Yr	Scored Mark	Date	Pl. Pts.	Bonus	TOTAL
-------	---------	---------	----	-------------	------	----------	-------	-------

Scored bests come from CURRENT season

▶ 200	26	Daye Shon ROBERSON	FR	23.72		2/15/14	0.15	0.07	0.22
-------	----	--------------------	----	-------	--	---------	------	------	------

Team Total 0.22

113



Colorado State

Mountain West Conference

▲ 11

Event	Scrd As	Athlete	Yr	Scored Mark	Date	Pl. Pts.	Bonus	TOTAL
-------	---------	---------	----	-------------	------	----------	-------	-------

Scored bests come from CURRENT season

▶ SP	27	Aaliyah PETE	FR	16.00m	52-6	2/7/14	0.125	0.00	0.13
▶ WT	29	Jessica SHARBONO	SR	20.07m	65-10½	1/23/14	0.075	0.00	0.08

Team Total 0.20

113



Middle Tennessee

Conference USA

▲ 7

Event	Scrd As	Athlete	Yr	Scored Mark	Date	Pl. Pts.	Bonus	TOTAL
-------	---------	---------	----	-------------	------	----------	-------	-------

Scored bests come from CURRENT season

▶ TJ	25	India HAMMOND	SO	12.73m	41-9¼	2/1/14	0.2	0.00	0.20
------	----	---------------	----	--------	-------	--------	-----	------	------

Team Total 0.20

113



North Carolina A&amp;T

Mid-Eastern Athletic Conference

▲ 16

Event	Scrd As	Athlete	Yr	Scored Mark	Date	Pl. Pts.	Bonus	TOTAL
-------	---------	---------	----	-------------	------	----------	-------	-------

Scored bests come from CURRENT season

▶ HJ	25	Nakita GRAY	SO	1.79m	5-10½	1/31/14	0.2	0.00	0.20
------	----	-------------	----	-------	-------	---------	-----	------	------

Team Total 0.20

"Scrd As", short for "Scored As", Standing used for place points portion of performance's score combining preseason data (when applied) to current season data

Numbers in BLACK are both the performance's actual NCAA rank AND "scored as" rank Numbers in RED indicate actual NCAA rank does not exist or is worse than "scored as" rank Numbers in BLUE indicate actual NCAA rank is better than "scored as" rank

USTFCCCA Non-Member

Non-Member Schools Will NOT be ranked, beginning Week 2



## 2014 Indoor Track &amp; Field, Week #4

Only those who score >0.01 pts are shown  
D denotes multiple-event rule in affect

## WOMEN

116



Fordham

▲ 7

Atlantic 10 Conference

Event	Scrd As	Athlete	Yr	Scored Mark	Date	Pl. Pts.	Bonus	TOTAL
-------	---------	---------	----	-------------	------	----------	-------	-------

Scored bests come from CURRENT season

800	30	Titi FAGADE	SR	2:07.12	2/7/14	0.05	0.14	0.19
-----	----	-------------	----	---------	--------	------	------	------

Team Total 0.19

117



San Francisco

▼ 11

West Coast Conference

Event	Scrd As	Athlete	Yr	Scored Mark	Date	Pl. Pts.	Bonus	TOTAL
-------	---------	---------	----	-------------	------	----------	-------	-------

Scored bests come from CURRENT season

5000	27	Bridget DAHLBERG	SR	16:17.42 OT	2/14/14	0.125	0.00	0.13
------	----	------------------	----	-------------	---------	-------	------	------

Team Total 0.13

118



Cornell

▼ 53

Ivy League

Event	Scrd As	Athlete	Yr	Scored Mark	Date	Pl. Pts.	Bonus	TOTAL
-------	---------	---------	----	-------------	------	----------	-------	-------

Scored bests come from CURRENT season

4x400	21	Kolliesuah, Airewele, Wilkinson, Akpaete		3:38.48 OT	2/14/14	0.1	0.00	0.10
-------	----	--	--	------------	---------	-----	------	------

Team Total 0.10

119



Utah

▲ 18

Mountain Pacific Sports Federation

Event	Scrd As	Athlete	Yr	Scored Mark	Date	Pl. Pts.	Bonus	TOTAL
-------	---------	---------	----	-------------	------	----------	-------	-------

Scored bests come from CURRENT season

5000	28	Rebekah WINTERTON	JR	16:18.85 OT	2/14/14	0.1	0.00	0.10
------	----	-------------------	----	-------------	---------	-----	------	------

Team Total 0.10

120



Cincinnati

▼ 17

American Athletic Conference

Event	Scrd As	Athlete	Yr	Scored Mark	Date	Pl. Pts.	Bonus	TOTAL
-------	---------	---------	----	-------------	------	----------	-------	-------

Scored bests come from CURRENT season

HJ	29	Erika HURD	SO	1.78m	5-10	1/31/14	0.075	0.00	0.08
----	----	------------	----	-------	------	---------	-------	------	------

Scored bests come from PRE-SEASON DATA

PENT	34	Kaitlyn GOOD	SR	3,907		12/15/12	0.015	0.00	0.01
------	----	--------------	----	-------	--	----------	-------	------	------

Team Total 0.09

121



Memphis

▲ 16

American Athletic Conference

Event	Scrd As	Athlete	Yr	Scored Mark	Date	Pl. Pts.	Bonus	TOTAL
-------	---------	---------	----	-------------	------	----------	-------	-------

Scored bests come from CURRENT season

800	35	Maya WILLIAMSON	JR	2:07.45	2/14/14	0.01	0.07	0.08
-----	----	-----------------	----	---------	---------	------	------	------

Team Total 0.08

122



Central Connecticut State

▲ 15

Northeast Conference

Event	Scrd As	Athlete	Yr	Scored Mark	Date	Pl. Pts.	Bonus	TOTAL
-------	---------	---------	----	-------------	------	----------	-------	-------

Scored bests come from CURRENT season

HJ	29	Ronea SAUNDERS	JR	1.78m	5-10	1/17/14	0.075	0.00	0.08
----	----	----------------	----	-------	------	---------	-------	------	------

Team Total 0.08

122



South Dakota State

▲ 15

The Summit League

Event	Scrd As	Athlete	Yr	Scored Mark	Date	Pl. Pts.	Bonus	TOTAL
-------	---------	---------	----	-------------	------	----------	-------	-------

Scored bests come from CURRENT season

HJ	29	Mary WIRTH	JR	1.78m	5-10	1/31/14	0.075	0.00	0.08
----	----	------------	----	-------	------	---------	-------	------	------

Team Total 0.08

122



Wake Forest

▲ 7

Atlantic Coast Conference

Event	Scrd As	Athlete	Yr	Scored Mark	Date	Pl. Pts.	Bonus	TOTAL
-------	---------	---------	----	-------------	------	----------	-------	-------

Scored bests come from CURRENT season

HJ	29	Nyki CALDWELL	JR	1.78m	5-10	1/11/14	0.075	0.00	0.08
----	----	---------------	----	-------	------	---------	-------	------	------

Team Total 0.08

125



UCF

▼ 15

American Athletic Conference

Event	Scrd As	Athlete	Yr	Scored Mark	Date	Pl. Pts.	Bonus	TOTAL
-------	---------	---------	----	-------------	------	----------	-------	-------

Scored bests come from CURRENT season

60	32	Briana VAUGHN	SO	7.41		2/7/14	0.03	0.02	0.05
----	----	---------------	----	------	--	--------	------	------	------

WT	33	Destinee ROMAIN	SR	20.02m	65-84	2/7/14	0.02	0.00	0.02
----	----	-----------------	----	--------	-------	--------	------	------	------

Team Total 0.07

"Scrd As", short for "Scored As", Standing used for place points portion of performance's score combining preseason data (when applied) to current season data

Numbers in BLACK are both the performance's actual NCAA rank AND "scored as" rank Numbers in RED indicate actual NCAA rank does not exist or is worse than "scored as" rank Numbers in BLUE indicate actual NCAA rank is better than "scored as" rank

USTFCCCA Non-Member

Non-Member Schools Will NOT be ranked, beginning Week 2



## 2014 Indoor Track &amp; Field, Week #4

Only those who score >0.01 pts are shown  
D denotes multiple-event rule in affect

## WOMEN

126



Coastal Carolina

Big South Conference

▲ 11

Event	Scrd As	Athlete	Yr	Scored Mark	Date	Pl. Pts.	Bonus	TOTAL
-------	---------	---------	----	-------------	------	----------	-------	-------

Scored bests come from CURRENT season

▶ 60H	30	Jessica GELIBERT	SO	8.34	2/7/14	0.05	0.00	0.05
-------	----	------------------	----	------	--------	------	------	------

Team Total 0.05

126



Eastern Washington

Big Sky Conference

▲ 3

Event	Scrd As	Athlete	Yr	Scored Mark	Date	Pl. Pts.	Bonus	TOTAL
-------	---------	---------	----	-------------	------	----------	-------	-------

Scored bests come from CURRENT season

▶ PV	30	Keisa MONTEROLA	SR	4.10m 13-5½	12/6/13	0.05	0.00	0.05
------	----	-----------------	----	-------------	---------	------	------	------

Team Total 0.05

126



UMKC

Western Athletic Conference

▲ 11

Event	Scrd As	Athlete	Yr	Scored Mark	Date	Pl. Pts.	Bonus	TOTAL
-------	---------	---------	----	-------------	------	----------	-------	-------

Scored bests come from CURRENT season

▶ 5000	30	Courtney FRERICHs	JR	16:19.67 OT	2/14/14	0.05	0.00	0.05
--------	----	-------------------	----	-------------	---------	------	------	------

Team Total 0.05

129



Milwaukee

Horizon League

▲ 6

Event	Scrd As	Athlete	Yr	Scored Mark	Date	Pl. Pts.	Bonus	TOTAL
-------	---------	---------	----	-------------	------	----------	-------	-------

Scored bests come from CURRENT season

▶ 60	32	Simbi LAARO	SR	7.41	2/7/14	0.03	0.02	0.05
------	----	-------------	----	------	--------	------	------	------

Team Total 0.05

129



UMBC

America East Conference

▼ 39

Event	Scrd As	Athlete	Yr	Scored Mark	Date	Pl. Pts.	Bonus	TOTAL
-------	---------	---------	----	-------------	------	----------	-------	-------

Scored bests come from CURRENT season

▶ 60	32	Mercedes JACKSON	JR	7.41	2/7/14	0.03	0.02	0.05
------	----	------------------	----	------	--------	------	------	------

Team Total 0.05

131



Central Michigan

Mid-American Conference

▲ 6

Event	Scrd As	Athlete	Yr	Scored Mark	Date	Pl. Pts.	Bonus	TOTAL
-------	---------	---------	----	-------------	------	----------	-------	-------

Scored bests come from CURRENT season

▶ 400	31	Shawntoreah TURK	SR	53.76 OT	2/14/14	0.04	0.00	0.04
-------	----	------------------	----	----------	---------	------	------	------

Team Total 0.04

132



UT Arlington

Sun Belt Conference

▲ 5

Event	Scrd As	Athlete	Yr	Scored Mark	Date	Pl. Pts.	Bonus	TOTAL
-------	---------	---------	----	-------------	------	----------	-------	-------

Scored bests come from CURRENT season

▶ 800	39	Ashly WRIGHT	JR	2:07.63	2/7/14	0.04		0.04
-------	----	--------------	----	---------	--------	------	--	------

Team Total 0.04

133



Princeton

Ivy League

▼ 18

Event	Scrd As	Athlete	Yr	Scored Mark	Date	Pl. Pts.	Bonus	TOTAL
-------	---------	---------	----	-------------	------	----------	-------	-------

Scored bests come from CURRENT season

▶ 5000	33	Megan CURHAM	FR	16:20.08	2/7/14	0.02	0.00	0.02
--------	----	--------------	----	----------	--------	------	------	------

Team Total 0.02

"Scrd As", short for "Scored As", Standing used for place points portion of performance's score combining preseason data (when applied) to current season data

Numbers in BLACK are both the performance's actual NCAA rank AND "scored as" rank Numbers in RED indicate actual NCAA rank does not exist or is worse than "scored as" rank Numbers in BLUE indicate actual NCAA rank is better than "scored as" rank

USTFCCCA Non-Member

Non-Member Schools Will NOT be ranked, beginning Week 2