



USTFCCCA NCAA Division I National Team Computer Rankings

as of 2/24/2014 2:08:48 PM

2014 Indoor Track & Field, Week #5

Only those who score >0.01 pts are shown
D denotes multiple-event rule in affect

MEN

1



Arkansas

Southeastern Conference

unch

Event	Scrd As	Athlete	Yr	Scored Mark	Date	Pl.	Pts.	Bonus	TOTAL
Scored bests come from CURRENT season									
▶ 200	26	Omar MCLEOD	FR	21.09	1/17/14	0.15	0.19		0.34
▶ 200	30	Jarrion LAWSON	SO	21.11	1/31/14	0.05	0.17		0.22
▶ 400	6	Neil BRADDY	SR	45.96	2/14/14	10	1.20		11.20
▶ 400	23	Eric JANISE	SO	46.62	1/31/14	0.4	0.24		0.64
▶ 400	26	Travis SOUTHARD	SR	46.71	2/14/14	0.15	0.18		0.33
▶ 800	7	Patrick RONO	JR	1:47.96	2/14/14	9	0.97		9.97
▶ 800	13	Tomas SQUELLA	SO	1:48.70	2/14/14	3	0.43		3.43
▶ 3000	41	Solomon HAILE	SR	8:01.65	1/31/14		0.04		0.04
▶ 5000	28	Solomon HAILE	SR	14:03.08 OT	2/14/14	0.1	0.06		0.16
▶ 5000	32	Gabe GONZALES	SO	14:03.80 OT	2/14/14	0.03	0.03		0.06
▶ 60H	12	Omar MCLEOD	FR	7.76	1/17/14	4	0.55		4.55
▶ 4x400	3	Lawson, Janise, Southard, Braddy		3:05.02	1/31/14	16	2.16		18.16
▶ DMR	5	Wallace, Braddy, Squella, Rono		9:29.37 OT	2/22/14	12	1.58		13.58
▶ HJ	8	Anthony MAY	SR	2.21m	7-3	2/14/14	8	0.74	8.74
▶ HJ	26	Noah KITTELSON	SR	2.16m	7-1	2/14/14	0.15	0.00	0.15
▶ HJ	26	Ken LEGASSEY	FR	2.16m	7-1	1/17/14	0.15	0.00	0.15
▶ PV	3	Andrew IRWIN	JR	5.60m	18-4½	2/14/14	16	2.40	18.40
▶ LJ	1	Raymond HIGGS	SR	7.99m	26-2¾	2/14/14	20	3.05	23.05
▶ LJ	4	Jarrion LAWSON	SO	7.86m	25-9¾	2/14/14	14	1.78	15.78
▶ TJ	5	Anthony MAY	SR	16.07m	52-8¾	1/31/14	12	1.18	13.18
▶ TJ	7	Clive PULLEN	FR	16.01m	52-6¾	2/7/14	9	0.93	9.93
Scored bests come from PRE-SEASON DATA									
▶ HEPT	1	Kevin LAZAS	SR	6,175	3/9/13	20	2.95		22.95
▶ HEPT	21	Nathanael FRANKS	JR	5,497	2/22/13	0.6	0.02		0.62
▶ HEPT	23	Julius SOMMER	SO	5,449	2/22/13	0.4	0.00		0.40
Team Total									176.03

2



Florida

Southeastern Conference

unch

Event	Scrd As	Athlete	Yr	Scored Mark	Date	Pl.	Pts.	Bonus	TOTAL
Scored bests come from CURRENT season									
▶ 60	13	Antwan WRIGHT	SO	6.63	1/10/14	3	0.62		3.62
▶ 60	16	Hugh GRAHAM, JR.	JR	6.64	2/14/14	1.25	0.48		1.73
▶ 200	2	Arman HALL	SO	20.68	2/15/14	18	1.57		19.57
▶ 200	12	Dedric DUKES	JR	20.93	2/7/14	4	0.58		4.58
▶ 400	3	Arman HALL	SO	45.63	1/31/14	D	16	1.87	3.87
▶ 400	22	Hugh GRAHAM, JR.	JR	46.58 OT	1/24/14	0.5	0.28		0.78
▶ 800	5	Sean OBINWA	SR	1:47.76 OT	2/14/14	12	1.13		13.13
▶ 800	9	Andres ARROYO	FR	1:47.97 OT	2/14/14	7	0.96		7.96
▶ 800	10	Ryan SCHNULLE	SO	1:48.05	1/31/14	6	0.90		6.90
▶ 3000	31	Mark PARRISH	JR	7:59.72	1/31/14	0.04	0.15		0.19
▶ 5000	8	Mark PARRISH	JR	13:43.15 OT	2/14/14	8	1.18		9.18
▶ 60H	4	Eddie LOVETT	SR	7.69	2/15/14	14	1.27		15.27
▶ 4x400	1	Glass, Graham, Jr, Uruburu, Hall		3:04.46	1/31/14	20	2.52		22.52
▶ LJ	3	Marquis DENDY	JR	7.87m	25-10	1/31/14	16	1.88	17.88
▶ SP	18	Stipe ZUNIC	JR	18.98m	62-3¾	2/15/14	0.9	0.13	1.03
Team Total									128.21

"Scrd As", short for "Scored As", Standing used for place points portion of performance's score combining preseason data (when applied) to current season data

Numbers in BLACK are both the performance's actual NCAA rank AND "scored as" rank Numbers in RED indicate actual NCAA rank does not exist or is worse than "scored as" rank Numbers in BLUE indicate actual NCAA rank is better than "scored as" rank

USTFCCCA Non-Member

Non-Member Schools Will NOT be ranked, beginning Week 2



USTFCCCA NCAA Division I National Team Computer Rankings

as of 2/24/2014 2:08:49 PM

2014 Indoor Track & Field, Week #5

Only those who score >0.01 pts are shown
D denotes multiple-event rule in affect

MEN

3



Texas A&M

Southeastern Conference

unch

Event	Scrd As	Athlete	Yr	Scored Mark	Date	Pl. Pts.	Bonus	TOTAL
Scored bests come from CURRENT season								
▶ 60	2	Prezel HARDY, JR.	SR	6.56	1/17/14	18	1.73	19.73
▶ 60	18	Shavez HART	JR	6.65	2/15/14	0.9	0.38	1.28
▶ 60	34	Michael BRYAN	SR	6.72	2/15/14	0.015	0.00	0.01
▶ 200	2	Deon LENDORE	JR	20.68	2/7/14	D 18	1.57	3.57
▶ 200	4	Prezel HARDY, JR.	SR	20.70	1/17/14	14	1.49	15.49
▶ 200	5	Shavez HART	JR	20.72	2/7/14	12	1.41	13.41
▶ 200	9	Aldrich BAILEY, JR.	SO	20.89	1/17/14	7	0.69	7.69
▶ 200	9	Michael BRYAN	SR	20.89	2/15/14	7	0.69	7.69
▶ 400	1	Deon LENDORE	JR	45.47	1/31/14	20	2.20	22.20
▶ 400	10	Aldrich BAILEY, JR.	SO	46.25	1/31/14	D 6	0.72	2.72
▶ 400	13	Carlyle ROUDETTE	SR	46.42	2/15/14	3	0.49	3.49
▶ 800	24	Josh HERNANDEZ	JR	1:49.15	1/31/14	0.3	0.22	0.52
▶ 800	43	Hector HERNANDEZ	SO	1:49.95	1/31/14		0.02	0.02
▶ 60H	5	Wayne DAVIS II	SR	7.70	2/15/14	12	1.14	13.14
▶ 4x400	4	Roudette, Bailey, Jr., Hart, Lendore		3:05.06	1/31/14	14	2.14	16.14
▶ HJ	29	Devion HARRIS	SR	2.15m 7-½	2/15/14	0.075	0.00	0.08
▶ WT	31	Casey STRONG	JR	20.18m 66-2½	12/7/13	0.04	0.00	0.04
Team Total								127.22

4



Wisconsin

Big Ten Conference

▲ 1

Event	Scrd As	Athlete	Yr	Scored Mark	Date	Pl. Pts.	Bonus	TOTAL
Scored bests come from CURRENT season								
▶ Mile	16	Austin MUDD	JR	3:59.31cf 4:02.36	2/21/14	1.25	0.41	1.66
▶ 3000	9	Reed CONNOR	SR	7:53.95cf 7:59.46	2/21/14	7	0.85	7.85
▶ 3000	13	Mohammed AHMED	SR	7:55.45	2/7/14	3	0.59	3.59
▶ 3000	39	Malachy SCHROBILGEN	FR	8:01.25	2/7/14		0.06	0.06
▶ 5000	1	Reed CONNOR	SR	13:37.42 OT	2/14/14	20	1.76	21.76
▶ HJ	15	Japheth CATO	SR	2.19m 7-2½	1/24/14	1.5	0.28	1.78
▶ PV	4	Japheth CATO	SR	5.55m 18-2½	2/14/14	14	1.60	15.60
▶ PV	33	Jesse JOHNSON	FR	5.26m 17-3	2/21/14	0.02	0.00	0.02
▶ LJ	33	Japheth CATO	SR	7.50m 24-7½	2/14/14	0.02	0.00	0.02
▶ SP	9	Danny BLOCK	SR	19.55m 64-1½	2/21/14	7	0.68	7.68
▶ WT	1	Michael LIHRMAN	JR	24.27m 79-7½	2/21/14	20	4.38	24.38
Scored bests come from PRE-SEASON DATA								
▶ HEPT	2	Japheth CATO	SR	6,165	3/9/13	18	2.88	20.88
▶ HEPT	6	Zach ZIEMEK	JR	5,937	3/9/13	10	1.50	11.50
Team Total								116.78

"Scrd As", short for "Scored As", Standing used for place points portion of performance's score combining preseason data (when applied) to current season data

Numbers in BLACK are both the performance's actual NCAA rank AND "scored as" rank Numbers in RED indicate actual NCAA rank does not exist or is worse than "scored as" rank Numbers in BLUE indicate actual NCAA rank is better than "scored as" rank

USTFCCCA Non-Member

Non-Member Schools Will NOT be ranked, beginning Week 2



USTFCCCA NCAA Division I National Team Computer Rankings

as of 2/24/2014 2:08:49 PM

2014 Indoor Track & Field, Week #5

Only those who score >0.01 pts are shown
D denotes multiple-event rule in affect

MEN

5



Oregon

Mountain Pacific Sports Federation

▼ 1

Event	Scrd As	Athlete	Yr	Scored Mark	Date	Pl. Pts.	Bonus	TOTAL
Scored bests come from CURRENT season								
200	11	Mike BERRY	SR	20.91cA 20.84	2/14/14	D 5	0.64	2.64
400	8	Mike BERRY	SR	46.13 OT	1/24/14	8	0.88	8.88
800	17	Boru GUYOTA	SR	1:48.91 OT	1/24/14	1	0.32	1.32
800	35	Russell HORNSBY	SO	1:49.55 OT	2/14/14	0.01	0.12	0.13
Mile	9	Mac FLEET	SR	3:58.25 OT	2/14/14	7	0.76	7.76
Mile	19	Brett JOHNSON	SR	3:59.39 OT	2/14/14	0.8	0.39	1.19
Mile	48	Sam PRAKEL	FR	4:01.52 OT	2/14/14		0.02	0.02
3000	8	Trevor DUNBAR	SR	7:53.13 OT	2/14/14	8	1.00	9.00
5000	3	Edward CHESEREK	FR	13:40.51 OT	2/14/14	16	1.45	17.45
5000	10	Parker STINSON	JR	13:43.51 OT	2/14/14	6	1.14	7.14
60H	5	Johnathan CABRAL	JR	7.70cA 7.68	2/14/14	12	1.14	13.14
60H	29	Devon ALLEN	FR	7.85cA 7.83	2/14/14	0.075	0.11	0.19
4x400	10	Chambers, Delaney, Galpin, Berry		3:07.22cA 3:06.78	2/14/14	4	0.84	4.84
DMR	3	Fleet, Galpin, Guyota, Cheserek		9:28.91 OT	1/31/14	16	1.69	17.69
WT	16	Greg SKIPPER	SO	20.80m 68-3	2/14/14	1.25	0.15	1.40
Scored bests come from PRE-SEASON DATA								
HEPT	10	Dakotah KEYS	SR	5,757	3/9/13	6	0.70	6.70
HEPT	31	Blake KEMP	SO	5,394	2/22/13	0.04	0.00	0.04
Team Total								99.53

6



Florida State

Atlantic Coast Conference

▲ 1

Event	Scrd As	Athlete	Yr	Scored Mark	Date	Pl. Pts.	Bonus	TOTAL
Scored bests come from CURRENT season								
60	5	Dentarius LOCKE	SR	6.58cA 6.56	1/24/14	12	1.41	13.41
200	19	Dentarius LOCKE	SR	21.03	1/31/14	0.8	0.30	1.10
400	9	James HARRIS	SR	46.20	1/31/14	7	0.79	7.79
400	18	Alonzo RUSSELL	SR	46.55cA 46.44	1/24/14	0.9	0.32	1.22
400	21	Michael CHERRY	FR	46.57	1/31/14	0.6	0.29	0.89
4x400	5	Roy, Cherry, Harris, Russell		3:06.79 OT	2/22/14	12	1.04	13.04
HJ	2	James HARRIS	SR	2.27m 7-5½	1/24/14	18	2.38	20.38
LJ	20	Paul MADZIVIRE	JR	7.61m 24-11½	1/24/14	0.7	0.12	0.82
LJ	25	Jalen RAMSEY	FR	7.59m 24-11	1/24/14	0.2	0.05	0.25
TJ	2	Jonathan REID	JR	16.32m 53-6½	2/14/14	18	2.61	20.61
Team Total								79.52

7



Penn State

Big Ten Conference

▼ 1

Event	Scrd As	Athlete	Yr	Scored Mark	Date	Pl. Pts.	Bonus	TOTAL
Scored bests come from CURRENT season								
400	18	Bernard BENNETT-GREEN	SR	46.55 OT	2/14/14		0.32	1.22
400	27	Byron ROBINSON	FR	46.73	1/31/14	0.125	0.17	0.30
400	29	Brandon BENNETT-GREEN	SR	46.74	1/31/14	0.075	0.16	0.24
800	2	Brannon KIDDER	SO	1:47.45	2/7/14	18	1.37	19.37
800	11	Za'Von WATKINS	SO	1:48.11	2/7/14	5	0.85	5.85
800	43	Ryan BRENNAN	JR	1:49.95	1/31/14		0.02	0.02
Mile	11	Brannon KIDDER	SO	3:58.49 OT	2/14/14	D 5	0.68	2.68
4x400	14	Robinson, Bennett-Green, Nadolsky, Bennett-Green		3:07.83	1/18/14	0.8	0.59	1.39
DMR	1	Kidder, Bennett-Green, Watkins, Creese		9:26.59	1/31/14	20	2.21	22.21
HJ	11	Jon HENDERSHOT	SR	2.20m 7-2½	1/31/14	5	0.51	5.51
TJ	9	Steve WAITHE	JR	16.00m 52-6	2/14/14	7	0.89	7.89
TJ	28	Brian LEAP	JR	15.47m 50-9½	2/14/14	0.1	0.00	0.10
SP	19	Darrell HILL	JR	18.96m 62-2½	2/14/14	0.8	0.11	0.91
WT	9	Will BARR	SR	21.23m 69-8	2/7/14	7	0.48	7.48
Team Total								75.16

"Scrd As", short for "Scored As", Standing used for place points portion of performance's score combining preseason data (when applied) to current season data

Numbers in BLACK are both the performance's actual NCAA rank AND "scored as" rank Numbers in RED indicate actual NCAA rank does not exist or is worse than "scored as" rank Numbers in BLUE indicate actual NCAA rank is better than "scored as" rank

USTFCCCA Non-Member

Non-Member Schools Will NOT be ranked, beginning Week 2



2014 Indoor Track & Field, Week #5

Only those who score >0.01 pts are shown
D denotes multiple-event rule in affect

MEN

8



Southern California

unch

Independent (DI)

Event	Scrd As	Athlete	Yr	Scored Mark	Date	Pl. Pts.	Bonus	TOTAL
Scored bests come from CURRENT season								
▶ 60	3	Aaron BROWN	SR	6.57cA 6.55	2/14/14	16	1.57	17.57
▶ 60	13	BeeJay LEE	JR	6.63	1/18/14	3	0.62	3.62
▶ 200	1	Aaron BROWN	SR	20.60cA 20.53	2/14/14	20	1.92	21.92
▶ 200	28	Davonte STEWART	JR	21.10cA 21.03	2/14/14	0.1	0.18	0.28
▶ 60H	1	Aleec HARRIS	SR	7.62cA 7.60	2/14/14	20	2.13	22.13
▶ HEPT	17	Viktor FAJOYOMI	SR	5,544	2/7/14	1	0.15	1.15
Team Total							66.66	

9



Arizona

unch

Mountain Pacific Sports Federation

Event	Scrd As	Athlete	Yr	Scored Mark	Date	Pl. Pts.	Bonus	TOTAL
Scored bests come from CURRENT season								
▶ Mile	1	Lawi LALANG	SR	3:52.88	2/15/14	D 20	2.59	4.59
▶ 3000	1	Lawi LALANG	SR	7:44.20 OT	1/31/14	20	2.62	22.62
▶ HJ	1	Nick ROSS	SR	2.31m 7-7	1/24/14	20	3.75	23.75
▶ TJ	12	Jovon CUNNINGHAM	JR	15.91m 52-2½	1/24/14	4	0.53	4.53
▶ SP	30	Aaron CASTLE	FR	18.58m 60-11½	1/24/14	0.05	0.00	0.05
▶ WT	7	Jordan YOUNG	FR	21.81m 71-6¾	2/14/14	9	1.09	10.09
Team Total							65.62	

10



Notre Dame

▲10

Atlantic Coast Conference

Event	Scrd As	Athlete	Yr	Scored Mark	Date	Pl. Pts.	Bonus	TOTAL
Scored bests come from CURRENT season								
▶ 400	5	Christopher GIESTING	JR	45.89 OT	2/22/14	12	1.34	13.34
▶ 400	12	Patrick FEENEY	SR	46.38 OT	1/25/14	4	0.55	4.55
▶ Mile	5	Jeremy RAE	SR	3:57.25 OT	2/7/14	12	1.09	13.09
▶ Mile	20	Nick HAPPE	SR	3:59.58 OT	2/7/14	0.7	0.35	1.05
▶ Mile	26	J.P. MALETTE	SR	4:00.17 OT	2/22/14	0.15	0.22	0.37
▶ 3000	11	Nick HAPPE	SR	7:54.39 OT	2/14/14	5	0.78	5.78
▶ 4x400	11	Giesting, Buchanon, Smith, Feeney		3:07.58 OT	2/22/14	2	0.69	2.69
▶ DMR	6	Rae, Feeney, Dumford, Happe		9:29.43 OT	2/22/14	10	1.57	11.57
▶ HEPT	24	Ted GLASNOW	SR	5,444	2/14/14	0.3	0.00	0.30
Team Total							52.73	

11



Mississippi State

▲2

Independent (DI)

Event	Scrd As	Athlete	Yr	Scored Mark	Date	Pl. Pts.	Bonus	TOTAL
Scored bests come from CURRENT season								
▶ 800	4	Brandon MCBRIDE	SO	1:47.51	2/14/14	14	1.33	15.33
▶ 4x400	12	McBride, James, II, Hearn, Samuels		3:07.79 OT	2/22/14	1	0.60	1.60
▶ DMR	13	Monaghan, Hearn, McBride, Roszko		9:33.61 OT	2/22/14	0.9	0.63	1.53
▶ HJ	2	Marcus JACKSON	SR	2.27m 7-5½	2/14/14	18	2.38	20.38
▶ TJ	6	Jason HARPER	SR	16.03m 52-7¾	2/14/14	10	1.01	11.01
Team Total							49.85	

12



Alabama

▼1

Southeastern Conference

Event	Scrd As	Athlete	Yr	Scored Mark	Date	Pl. Pts.	Bonus	TOTAL
Scored bests come from CURRENT season								
▶ 60	10	Diondre BATSON	JR	6.61	1/31/14	6	0.93	6.93
▶ 200	13	Diondre BATSON	JR	20.94	2/14/14	3	0.55	3.55
▶ 800	14	Jacopo LAHBI	FR	1:48.77 OT	1/24/14	2	0.39	2.39
▶ 60H	24	Tony BROWN	FR	7.83	2/14/14	0.3	0.19	0.49
▶ 4x400	20	Davis, Amankwah, Efkamp, Smith		3:08.53 OT	1/24/14	0.2	0.30	0.50
▶ HJ	20	Justin FONDREN	SO	2.18m 7-1¾	1/31/14	0.7	0.14	0.84
▶ LJ	6	Kamal FULLER	SR	7.81m 25-7½	2/14/14	10	1.29	11.29
▶ TJ	7	Jeremiah GREEN	FR	16.01m 52-6¾	1/18/14	9	0.93	9.93
▶ TJ	21	Imani BROWN	SO	15.67m 51-5	1/31/14	0.6	0.00	0.60
▶ SP	26	Kyle FELPEL	FR	18.62m 61-1¾	2/14/14	0.15	0.00	0.15
▶ WT	11	Charodd RICHARDSON	JR	21.22m 69-7½	1/31/14	5	0.47	5.47
▶ WT	12	Elias HAKANSSON	SO	21.21m 69-7	2/14/14	4	0.46	4.46
Team Total							46.62	

"Scrd As", short for "Scored As", Standing used for place points portion of performance's score combining preseason data (when applied) to current season data

Numbers in BLACK are both the performance's actual NCAA rank AND "scored as" rank Numbers in RED indicate actual NCAA rank does not exist or is worse than "scored as" rank Numbers in BLUE indicate actual NCAA rank is better than "scored as" rank

USTFCCCA Non-Member

Non-Member Schools Will NOT be ranked, beginning Week 2



USTFCCCA NCAA Division I National Team Computer Rankings

as of 2/24/2014 2:08:50 PM

2014 Indoor Track & Field, Week #5

Only those who score >0.01 pts are shown
D denotes multiple-event rule in affect

MEN

13



Cornell
Ivy League

▲ 11

Event	Scrd As	Athlete	Yr	Scored Mark	Date	Pl. Pts.	Bonus	TOTAL
Scored bests come from CURRENT season								
200	8	Bruno HORTELANO-ROIG	SR	20.84 OT	2/14/14	8	0.90	8.90
HJ	4	Montez BLAIR	SR	2.24m 7-4¼	2/22/14	14	1.43	15.43
TJ	24	Dan SCOTT	SR	15.58m 51-1½	2/7/14	0.3	0.00	0.30
SP	2	Stephen MOZIA	JR	20.52m 67-4	1/25/14	18	2.54	20.54
Team Total								45.17

14



Villanova
BIG EAST Conference

▼ 4

Event	Scrd As	Athlete	Yr	Scored Mark	Date	Pl. Pts.	Bonus	TOTAL
Scored bests come from CURRENT season								
800	12	Samuel ELLISON	SR	1:48.40 OT	2/14/14	4	0.62	4.62
Mile	3	Jordan WILLIAMSZ	SO	3:56.84 OT	2/14/14	16	1.23	17.23
Mile	22	Robert DENAULT	SO	3:59.86 OT	2/14/14	0.5	0.29	0.79
3000	21	Patrick TIERNAN	FR	7:57.75	1/31/14	0.6	0.27	0.87
3000	43	Sam MCENTEE	SR	8:02.07	1/31/14	0.01	0.01	0.01
5000	2	Patrick TIERNAN	FR	13:37.73 OT	2/14/14	18	1.73	19.73
DMR	15	Solis, Ellison, Fitzsimons, McEntee		9:35.08 OT	2/14/14	0.7	0.34	1.04
Team Total								44.29

15



LSU
Southeastern Conference

▲ 1

Event	Scrd As	Athlete	Yr	Scored Mark	Date	Pl. Pts.	Bonus	TOTAL
Scored bests come from CURRENT season								
200	16	Nethaneel MITCHELL-BLAKE	SO	20.98	1/25/14	1.25	0.44	1.69
200	19	Tremayne ACY	FR	21.03	1/25/14	0.8	0.30	1.10
400	4	Vernon NORWOOD	JR	45.81	2/14/14	14	1.50	15.50
400	16	Quincy DOWNING	JR	46.49	2/14/14	1.25	0.40	1.65
800	30	Blair HENDERSON	FR	1:49.37 OT	2/22/14	0.05	0.16	0.21
800	41	Julian PARKER	SR	1:49.92cA 1:50.54	2/1/14	0.02	0.02	0.02
60H	26	Joshua THOMPSON	JR	7.84	2/7/14	0.15	0.15	0.30
4x400	2	Bush, Downing, Grayson, Norwood		3:04.60	2/14/14	18	2.43	20.43
PV	19	Joseph CARAWAY	SR	5.36m 17-7	2/14/14	0.8	0.00	0.80
Team Total								41.72

16




UTEP
Conference USA

▼ 4

Event	Scrd As	Athlete	Yr	Scored Mark	Date	Pl. Pts.	Bonus	TOTAL
Scored bests come from CURRENT season								
Mile	2	Anthony ROTICH	JR	3:55.86cA 4:01.11	1/24/14	18	1.56	19.56
3000	16	Anthony ROTICH	JR	7:56.60 OT	2/14/14	1.25	0.41	1.66
5000	11	Anthony ROTICH	JR	13:44.13 OT	2/14/14	D 5	1.08	3.08
DMR	19	Boit, Onakoya, Tarango, Rotich		9:37.31	2/7/14	0.3	0.10	0.40
LJ	20	Mark JACKSON	SR	7.61m 24-11½	2/7/14	0.7	0.12	0.82
TJ	4	Mark JACKSON	SR	16.21m 53-2¼	1/24/14	14	1.95	15.95
Team Total								41.47

17



Texas
Big 12 Conference

▼ 3

Event	Scrd As	Athlete	Yr	Scored Mark	Date	Pl. Pts.	Bonus	TOTAL
Scored bests come from CURRENT season								
60	16	Senoj-Jay GIVANS	FR	6.64	2/14/14	1.25	0.48	1.73
200	36	Zack BILDERBACK	SO	21.18	2/14/14	0.07	0.07	0.07
400	15	Zack BILDERBACK	SO	46.47	2/14/14	1.5	0.43	1.93
5000	30	Mark PINALES	JR	14:03.17 OT	2/14/14	0.05	0.05	0.10
PV	14	Reese WATSON	SO	5.43m 17-9¼	2/7/14	2	0.35	2.35
PV	33	Mark THOMAS	JR	5.26m 17-3	2/14/14	0.02	0.00	0.02
SP	1	Ryan CROUSER	SO	21.23m 69-8	2/7/14	20	4.19	24.19
SP	32	Will SPENCE	JR	18.54m 60-10	1/24/14	0.03	0.00	0.03
Scored bests come from PRE-SEASON DATA								
HEPT	7	Johannes HOCK	SO	5,873	3/9/13	9	1.18	10.18
Team Total								40.60

18



Kennesaw State
Atlantic Sun Conference

▲ 20

Event	Scrd As	Athlete	Yr	Scored Mark	Date	Pl. Pts.	Bonus	TOTAL
Scored bests come from CURRENT season								
HJ	6	Andre DORSEY	JR	2.23m 7-3¼	2/21/14	10	1.20	11.20
LJ	7	Andre DORSEY	JR	7.76m 25-5½	2/21/14	9	0.90	9.90
TJ	3	Andre DORSEY	JR	16.27m 53-4¼	2/7/14	16	2.31	18.31
Team Total								39.41

"Scrd As", short for "Scored As", Standing used for place points portion of performance's score combining preseason data (when applied) to current season data

Numbers in BLACK are both the performance's actual NCAA rank AND "scored as" rank Numbers in RED indicate actual NCAA rank does not exist or is worse than "scored as" rank Numbers in BLUE indicate actual NCAA rank is better than "scored as" rank

USTFCCCA Non-Member

Non-Member Schools Will NOT be ranked, beginning Week 2



2014 Indoor Track & Field, Week #5

Only those who score >0.01 pts are shown
D denotes multiple-event rule in affect

MEN

19



Pittsburgh

Atlantic Coast Conference

▼ 4

Event	Scrd As	Athlete	Yr	Scored Mark	Date	Pl. Pts.	Bonus	TOTAL
Scored bests come from CURRENT season								
200	7	Carvin NKANATA	SR	20.79 OT	2/14/14	9	1.11	10.11
400	2	Brycen SPRATLING	SR	45.57 OT	2/14/14	18	2.00	20.00
400	11	Carvin NKANATA	SR	46.36	1/18/14	5	0.57	2.57
400	24	Micah MURRAY	SR	46.65 OT	2/14/14	0.3	0.22	0.52
4x400	9	Murray, Nkanata, Palmer, Spratling		3:06.98	1/31/14	5	0.94	5.94
Team Total								39.14

20



Mississippi

Southeastern Conference

▼ 1

Event	Scrd As	Athlete	Yr	Scored Mark	Date	Pl. Pts.	Bonus	TOTAL
Scored bests come from CURRENT season								
60	11	Jalen MILLER	FR	6.62	2/7/14	5	0.78	5.78
60	22	Michael GRANGER	SR	6.67cA 6.65	2/14/14	0.5	0.19	0.69
Mile	23	Sean TOBIN	FR	3:59.91 OT	2/14/14	0.4	0.28	0.68
Mile	46	Daniel BULMER	JR	4:01.37cA 4:06.75	2/14/14		0.04	0.04
60H	19	Robert SEMIEN	JR	7.81	2/7/14	0.8	0.27	1.07
PV	1	Sam KENDRICKS	JR	5.70m 18-8½	2/14/14	20	4.01	24.01
LJ	29	Malcolm DAVIS	SR	7.53m 24-8½	2/14/14	0.075	0.00	0.08
TJ	12	Phillip YOUNG	JR	15.91m 52-2½	1/18/14	4	0.53	4.53
Team Total								36.87

21



Nebraska

Big Ten Conference

unch

Event	Scrd As	Athlete	Yr	Scored Mark	Date	Pl. Pts.	Bonus	TOTAL
Scored bests come from CURRENT season								
Mile	32	Trevor VIDLAK	SR	4:00.71cA 4:06.07	2/1/14	0.03	0.11	0.14
60H	10	Oladapo AKINMOLADUN	SO	7.71cA 7.69	2/1/14	6	1.02	7.02
4x400	7	Bender, Gipson, Wiseman, Rush		3:06.93	2/14/14	8	0.96	8.96
DMR	11	Gibson, Hall, Hawk,		9:32.85 OT	2/22/14	2	0.80	2.80
PV	30	Christian SANDERFER	SO	5.28m 17-3¾	2/7/14	0.05	0.00	0.05
LJ	4	Patrick RAEDLER	JR	7.86m 25-9¾	2/14/14	14	1.78	15.78
LJ	33	Seth WIEDEL	SR	7.50m 24-7¾	2/14/14	0.02	0.00	0.02
SP	20	Chad WRIGHT	SR	18.90m 62-¾	1/25/14	0.7	0.06	0.76
Team Total								35.54

22



Texas Tech

Big 12 Conference

▼ 5

Event	Scrd As	Athlete	Yr	Scored Mark	Date	Pl. Pts.	Bonus	TOTAL
Scored bests come from CURRENT season								
400	33	Joseph RICHARDS III	SO	47.01 OT	2/22/14	0.02	0.00	0.02
60H	16	Shujaa BENSON	JR	7.80	2/14/14	1.25	0.31	1.56
HJ	6	Jacorian DUFFIELD	JR	2.23m 7-3¾	1/17/14	10	1.20	11.20
HJ	8	Bradley ADKINS	SO	2.21m 7-3	2/14/14	8	0.74	8.74
PV	33	Kyal MEYERS	SR	5.26m 17-3	2/14/14	0.02	0.00	0.02
LJ	27	Shujaa BENSON	JR	7.54m 24-9	2/14/14	0.125	0.00	0.13
SP	5	Kole WELDON	JR	20.11m 65-11¾	2/7/14	12	1.58	13.58
Team Total								35.25

23



Stanford

Mountain Pacific Sports Federation

▼ 5

Event	Scrd As	Athlete	Yr	Scored Mark	Date	Pl. Pts.	Bonus	TOTAL
Scored bests come from CURRENT season								
400	13	Steven SOLOMON	SO	46.42 OT	2/14/14	3	0.49	3.49
800	15	Luke LEFEBURE	JR	1:48.80 OT	2/14/14	1.5	0.38	1.88
800	31	Scott BUTTINGER	FR	1:49.38	1/31/14	0.04	0.16	0.20
Mile	47	Marco BERTOLOTTI	SR	4:01.38 OT	2/14/14		0.04	0.04
3000	22	Erik OLSON	SR	7:57.78	1/31/14	0.5	0.27	0.77
3000	27	Michael ATCHOO	SR	7:59.51 OT	2/14/14	0.125	0.16	0.28
5000	6	Erik OLSON	SR	13:42.56 OT	2/14/14	10	1.24	11.24
5000	19	Joe ROSA	JR	13:56.76 OT	2/14/14	0.8	0.26	1.06
5000	33	Thomas GRAHAM	FR	14:04.10 OT	2/14/14	0.02	0.02	0.04
DMR	4	Bertolotti, Solomon, Lefebure, Atchoo		9:28.95	1/31/14	14	1.68	15.68
PV	27	Dylan DUVIO	FR	5.32m 17-5¾	2/14/14	0.125	0.00	0.13
Team Total								34.81

"Scrd As", short for "Scored As", Standing used for place points portion of performance's score combining preseason data (when applied) to current season data

Numbers in BLACK are both the performance's actual NCAA rank AND "scored as" rank Numbers in RED indicate actual NCAA rank does not exist or is worse than "scored as" rank Numbers in BLUE indicate actual NCAA rank is better than "scored as" rank

USTFCCCA Non-Member

Non-Member Schools Will NOT be ranked, beginning Week 2



USTFCCCA NCAA Division I National Team Computer Rankings

as of 2/24/2014 2:08:50 PM

2014 Indoor Track & Field, Week #5

Only those who score >0.01 pts are shown
D denotes multiple-event rule in affect

MEN

24



Georgia

Southeastern Conference

▼ 2

Event	Scrd As	Athlete	Yr	Scored Mark	Date	Pl. Pts.	Bonus	TOTAL
Scored bests come from CURRENT season								
800	19	Charles GRETHEN	JR	1:49.01 OT	2/14/14	0.8	0.27	1.07
5000	24	Brandon LORD	JR	14:00.60 OT	2/14/14	0.3	0.14	0.44
SP	15	Nick VENA	JR	19.19m 62-11½	2/7/14	1.5	0.30	1.80
SP	30	Caleb WHITENER	SR	18.58m 60-11½	1/24/14	0.05	0.00	0.05
Scored bests come from PRE-SEASON DATA								
HEPT	4	Garrett SCANTLING	JR	6,017	3/9/13	14	1.91	15.91
HEPT	5	Maicel UIBO	SO	5,975	3/9/13	12	1.70	13.70
HEPT	22	Devon WILLIAMS	SO	5,494	2/22/13	0.5	0.01	0.51
Team Total								33.47

25



Ohio State

Big Ten Conference

▼ 2

Event	Scrd As	Athlete	Yr	Scored Mark	Date	Pl. Pts.	Bonus	TOTAL
Scored bests come from CURRENT season								
200	17	Timothy FAUST	JR	21.02	1/18/14	1	0.33	1.33
60H	3	Demoye BOGLE	SR	7.65	1/10/14	16	1.76	17.76
60H	5	Donovan ROBERTSON	FR	7.70cA 7.68	2/14/14	12	1.14	13.14
4x400	17	Page, Rispress, Austin, Bruton		3:08.34 OT	2/7/14	0.5	0.37	0.87
Scored bests come from PRE-SEASON DATA								
HEPT	25	Cory KUNZE	SR	5,443	2/1/13	0.2	0.00	0.20
Team Total								33.31

26



Oklahoma State

Big 12 Conference

▲ 11

Event	Scrd As	Athlete	Yr	Scored Mark	Date	Pl. Pts.	Bonus	TOTAL
Scored bests come from CURRENT season								
60	18	Tyreek HILL	FR	6.65	2/14/14	0.9	0.38	1.28
60	24	John TEETERS	SO	6.69	2/7/14	0.3	0.09	0.39
Mile	14	Chad NOELLE	SO	3:59.12 OT	2/14/14	2	0.47	2.47
3000	10	Kirubel ERASSA	JR	7:54.05	1/31/14	6	0.84	6.84
3000	23	Shane MOSKOWITZ	SR	7:57.79	1/31/14	0.4	0.27	0.67
3000	29	Chad NOELLE	SO	7:59.64	1/31/14	0.075	0.15	0.23
DMR	7	Moskowitz, Payton, Noelle, Erassa		9:29.91 OT	2/22/14	8	1.46	9.46
WT	6	Nick MILLER	JR	21.99m 72-1¼	2/14/14	10	1.28	11.28
Team Total								32.60

27



Akron

Mid-American Conference

▲ 1

Event	Scrd As	Athlete	Yr	Scored Mark	Date	Pl. Pts.	Bonus	TOTAL
Scored bests come from CURRENT season								
800	21	Jake HILTNER	SR	1:49.05 OT	2/7/14	0.6	0.25	0.85
PV	2	Shawn BARBER	SO	5.66m 18-6¾	2/7/14	18	3.37	21.37
PV	20	Alex MCCUNE	JR	5.35m 17-6½	1/3/14	0.7	0.00	0.70
PV	33	Shawn LIGHT	SR	5.26m 17-3	2/7/14	0.02	0.00	0.02
HEPT	8	Alex MCCUNE	JR	5,864	2/7/14	8	1.13	9.13
HEPT	26	Bryan JONES	SR	5,437	2/7/14	0.15	0.00	0.15
Team Total								32.21

28



Minnesota

Big Ten Conference

▲ 17

Event	Scrd As	Athlete	Yr	Scored Mark	Date	Pl. Pts.	Bonus	TOTAL
Scored bests come from CURRENT season								
800	38	Goaner DENG	SO	1:49.67 OT	2/14/14		0.09	0.09
Mile	18	John SIMONS	SR	3:59.38 OT	2/14/14	0.9	0.40	1.30
DMR	10	Brend, Johnson, Deng, Simons		9:31.94 OT	2/22/14	4	1.00	5.00
PV	10	Zach SIEGMEIER	SR	5.45m 17-10½	2/21/14	6	0.49	6.49
WT	3	Jon LEHMAN	SR	22.98m 75-4¾	2/21/14	16	2.42	18.42
WT	26	Justin BARBER	JR	20.42m 67-0	1/18/14	0.15	0.00	0.15
Team Total								31.44

"Scrd As", short for "Scored As", Standing used for place points portion of performance's score combining preseason data (when applied) to current season data

Numbers in BLACK are both the performance's actual NCAA rank AND "scored as" rank Numbers in RED indicate actual NCAA rank does not exist or is worse than "scored as" rank Numbers in BLUE indicate actual NCAA rank is better than "scored as" rank

USTFCCCA Non-Member

Non-Member Schools Will NOT be ranked, beginning Week 2



2014 Indoor Track & Field, Week #5

Only those who score >0.01 pts are shown
D denotes multiple-event rule in affect

MEN

29



Middle Tennessee

Conference USA

▼ 3

Event	Scrd As	Athlete	Yr	Scored Mark	Date	Pl. Pts.	Bonus	TOTAL
Scored bests come from CURRENT season								
▶ 400	7	Emmanuel TUGUMISIRIZE	SR	46.05	1/24/14	9	1.02	10.02
▶ 800	2	Eliud RUTTO	SO	1:47.45cf 1:48.98	1/31/14	18	1.37	19.37
▶ 4x400	15	Hamilton, Palmer, Rutto, Tugumisirize		3:08.01 OT	2/14/14	0.7	0.51	1.21
▶ TJ	20	Cordairo GOLDEN	SR	15.74m 51-7½	12/3/13	0.7	0.06	0.76
Team Total								31.36

30



Harvard

Ivy League

unch

Event	Scrd As	Athlete	Yr	Scored Mark	Date	Pl. Pts.	Bonus	TOTAL
Scored bests come from CURRENT season								
▶ 3000	3	Maksim KOROLEV	SR	7:51.52	2/7/14	16	1.29	17.29
▶ 5000	6	Maksim KOROLEV	SR	13:42.56	1/24/14	10	1.24	11.24
▶ 5000	14	James LEAKOS	SR	13:51.22	2/7/14	2	0.45	2.45
Team Total								30.98

31



Northern Arizona

Big Sky Conference

▼ 6

Event	Scrd As	Athlete	Yr	Scored Mark	Date	Pl. Pts.	Bonus	TOTAL
Scored bests come from CURRENT season								
▶ Mile	25	Nathan WEITZ	SO	4:00.15cA OT 4:09.20	2/7/14	0.2	0.23	0.43
▶ Mile	34	Brian SHRADER	JR	4:00.73cA OT 4:09.81	2/7/14	0.015	0.11	0.13
▶ 3000	2	Brian SHRADER	JR	7:51.48cA OT 8:11.94	1/24/14	18	1.29	19.29
▶ 3000	15	Matt MCELROY	SR	7:56.44cA OT 8:17.11	1/24/14	1.5	0.42	1.92
▶ 5000	12	Brian SHRADER	JR	13:44.55 OT	2/14/14	4	1.04	5.04
▶ 5000	15	Matt MCELROY	SR	13:55.92 OT	2/14/14	1.5	0.29	1.79
▶ HJ	15	Deante KEMPER	JR	2.19m 7-2½	1/17/14	1.5	0.28	1.78
Team Total								30.38

32



TCU

Big 12 Conference

▼ 5

Event	Scrd As	Athlete	Yr	Scored Mark	Date	Pl. Pts.	Bonus	TOTAL
Scored bests come from CURRENT season								
▶ 60	11	Raymond BOZMANS	SO	6.62cA 6.60	2/1/14	5	0.78	5.78
▶ 60	34	Kolby LISTENBEE	FR	6.72cA 6.70	2/1/14	0.015	0.00	0.01
▶ 200	39	Cameron ECHOLS- LUPER	FR	21.21	2/14/14		0.03	0.03
▶ 400	32	Narada JACKSON	SR	46.86cA 46.75	2/1/14	0.03	0.08	0.11
▶ 60H	5	Jordan MOORE	FR	7.70	2/14/14	12	1.14	13.14
▶ 4x400	6	Jackson, Washington, McSwain, Baker		3:06.89	1/17/14	10	0.98	10.98
Team Total								30.06

33



Colorado

Mountain Pacific Sports Federation

▼ 4

Event	Scrd As	Athlete	Yr	Scored Mark	Date	Pl. Pts.	Bonus	TOTAL
Scored bests come from CURRENT season								
▶ 3000	6	Ben SAAREL	FR	7:52.61 OT	2/14/14	10	1.09	11.09
▶ 3000	12	Blake THEROUX	JR	7:54.76 OT	2/14/14	4	0.71	4.71
▶ 3000	32	Jake HURYSZ	SR	7:59.89 OT	2/14/14	0.03	0.14	0.17
▶ 5000	9	Joe BOSSHARD	SR	13:43.21 OT	2/14/14	7	1.17	8.17
▶ 5000	17	Pierce MURPHY	SO	13:56.37 OT	2/14/14	1	0.28	1.28
▶ HJ	15	Mark JONES	JR	2.19m 7-2½	12/13/13	1.5	0.28	1.78
▶ WT	15	Alex KIZIRIAN	JR	20.84m 68-4½	1/23/14	1.5	0.17	1.67
Team Total								28.87

34



Houston

American Athletic Conference

▼ 2

Event	Scrd As	Athlete	Yr	Scored Mark	Date	Pl. Pts.	Bonus	TOTAL
Scored bests come from CURRENT season								
▶ 60	3	Cameron BURRELL	FR	6.57cA 6.55	1/24/14	16	1.57	17.57
▶ 60	6	Leshon COLLINS	SO	6.60	1/11/14	10	1.09	11.09
▶ 60H	29	Isaac WILLIAMS	SO	7.85	2/14/14	0.075	0.11	0.19
▶ PV	33	Michael MAHNKE	SR	5.26m 17-3	2/14/14	0.02	0.00	0.02
Team Total								28.87

"Scrd As", short for "Scored As", Standing used for place points portion of performance's score combining preseason data (when applied) to current season data

Numbers in BLACK are both the performance's actual NCAA rank AND "scored as" rank Numbers in RED indicate actual NCAA rank does not exist or is worse than "scored as" rank Numbers in BLUE indicate actual NCAA rank is better than "scored as" rank

USTFCCCA Non-Member

Non-Member Schools Will NOT be ranked, beginning Week 2



USTFCCCA NCAA Division I National Team Computer Rankings

2014 Indoor Track & Field, Week #5

as of 2/24/2014 2:08:51 PM

Only those who score >0.01 pts are shown
D denotes multiple-event rule in affect

MEN

35



BYU

Mountain Pacific Sports Federation

▼ 4

Event	Scrd As	Athlete	Yr	Scored Mark	Date	Pl. Pts.	Bonus	TOTAL
Scored bests come from CURRENT season								
▶ 3000	30	Jared WARD	SR	7:59.68 OT	1/31/14	0.05	0.15	0.20
▶ 5000	4	Jared WARD	SR	13:42.17 OT	2/14/14	14	1.28	15.28
▶ 5000	34	Taylor FARNSWORTH	SR	14:04.41 OT	2/14/14	0.015	0.01	0.03
▶ PV	7	Braydon BRINGHURST	JR	5.50m 18-½	1/18/14	9	1.03	10.03
▶ HEPT	14	Chase DALTON	SR	5,621	1/23/14	2	0.35	2.35
▶ HEPT	27	Joshua WEIRICH	SR	5,433	1/23/14	0.125	0.00	0.13
Team Total								28.00

36



Baylor

Big 12 Conference

▼ 2

Event	Scrd As	Athlete	Yr	Scored Mark	Date	Pl. Pts.	Bonus	TOTAL
Scored bests come from CURRENT season								
▶ 60	18	Trayvon BROMELL	FR	6.65	1/24/14	0.9	0.38	1.28
▶ 200	17	Trayvon BROMELL	FR	21.02	2/14/14	1	0.33	1.33
▶ 200	23	Blake HERIOT	SR	21.08	2/14/14	0.4	0.21	0.61
▶ 400	27	George CADDICK	FR	46.73	1/17/14	0.125	0.17	0.30
▶ 400	33	Blake HERIOT	SR	47.01 OT	1/24/14	0.02	0.00	0.02
▶ 4x400	18	Heriot, Butler, Holmes, Caddick		3:08.39 OT	1/24/14	0.4	0.35	0.75
▶ LJ	32	Felix OBI	SO	7.52m 24-8½	2/14/14	0.03	0.00	0.03
▶ TJ	1	Felix OBI	SO	16.44m 53-11½	2/14/14	20	3.34	23.34
Team Total								27.66

37



Purdue

Big Ten Conference

▼ 4

Event	Scrd As	Athlete	Yr	Scored Mark	Date	Pl. Pts.	Bonus	TOTAL
Scored bests come from CURRENT season								
▶ 200	23	Raheem MOSTERT	JR	21.08cf 21.45	2/15/14	0.4	0.21	0.61
▶ 5000	18	Matt MCCLINTOCK	SO	13:56.41 OT	2/14/14	0.9	0.27	1.17
▶ 60H	26	Brandon WINTERS	SR	7.84	2/22/14	0.15	0.15	0.30
▶ LJ	23	Tyler ASKEW	JR	7.60m 24-11½	2/22/14	0.4	0.09	0.49
▶ SP	14	Chukwuebuka ENEKWECHI	SO	19.24m 63-1½	2/22/14	2	0.34	2.34
▶ SP	33	Coy BLAIR	SO	18.49m 60-8	2/15/14	0.02	0.00	0.02
▶ WT	2	Chukwuebuka ENEKWECHI	SO	23.62m 77-6	1/31/14	18	3.39	21.39
Team Total								26.32

38



Illinois State

Missouri Valley Conference

▲ 1

Event	Scrd As	Athlete	Yr	Scored Mark	Date	Pl. Pts.	Bonus	TOTAL
Scored bests come from CURRENT season								
▶ SP	3	Curtis JENSEN	SR	20.29m 66-7	12/6/13	16	2.00	18.00
▶ WT	9	Akil MILLS	JR	21.23m 69-8	2/14/14	7	0.48	7.48
Team Total								25.48

39



Michigan State

Big Ten Conference

▼ 4

Event	Scrd As	Athlete	Yr	Scored Mark	Date	Pl. Pts.	Bonus	TOTAL
Scored bests come from CURRENT season								
▶ 60	31	DeVantre WHITELOW	JR	6.71	2/14/14	0.04	0.00	0.04
▶ 3000	34	Caleb RHYNARD	SO	8:00.58 OT	2/7/14	0.015	0.10	0.11
▶ TJ	33	Jarred GAMBRELL	JR	15.43m 50-7½	2/14/14	0.02	0.00	0.02
▶ SP	9	Antonio JAMES	JR	19.55m 64-1½	2/7/14	7	0.68	7.68
▶ WT	4	Antonio JAMES	JR	22.74m 74-7½	1/25/14	14	2.06	16.06
▶ HEPT	16	Kurt SCHNEIDER	SR	5,558	2/7/14	1.25	0.18	1.43
Team Total								25.35

"Scrd As", short for "Scored As", Standing used for place points portion of performance's score combining preseason data (when applied) to current season data

Numbers in BLACK are both the performance's actual NCAA rank AND "scored as" rank Numbers in RED indicate actual NCAA rank does not exist or is worse than "scored as" rank Numbers in BLUE indicate actual NCAA rank is better than "scored as" rank

USTFCCCA Non-Member

Non-Member Schools Will NOT be ranked, beginning Week 2



2014 Indoor Track & Field, Week #5

Only those who score >0.01 pts are shown
D denotes multiple-event rule in affect

MEN

40



New Mexico

Mountain West Conference

▼ 4

Event	Scrd As	Athlete	Yr	Scored Mark	Date	Pl. Pts.	Bonus	TOTAL
Scored bests come from CURRENT season								
▶ 60	26	Ridge JONES	SO	6.70cA 6.68	1/18/14	0.15	0.04	0.19
▶ 800	45	Gabe ARAGON	SR	1:49.96cA 1:50.58	2/14/14		0.01	0.01
▶ Mile	12	Elmar ENGHOLM	FR	3:58.90cA 4:04.22	2/14/14	4	0.54	4.54
▶ Mile	28	Jake SHELLEY	JR	4:00.47cA 4:05.83	2/14/14	0.1	0.16	0.26
▶ Mile	40	Luke CALDWELL	SR	4:01.01cA 4:06.38	2/1/14		0.08	0.08
▶ 3000	36	Adam BITCHELL	SR	8:00.86 OT	2/14/14		0.08	0.08
▶ 5000	5	Luke CALDWELL	SR	13:42.50 OT	2/14/14	12	1.25	13.25
▶ 5000	13	Adam BITCHELL	SR	13:44.70	12/13/13	3	1.02	4.02
▶ DMR	22	Engholm, Lewis, Aragon, Shelley		9:38.26 OT	2/22/14	0	0.03	0.03
▶ LJ	17	Kendall SPENCER	SR	7.65m 25-1½	2/14/14	1	0.25	1.25
▶ TJ	18	Warrick CAMPBELL	JR	15.85m 52-0	1/24/14	0.9	0.28	1.18
Team Total								24.89

41



Iowa State

Big 12 Conference

unch

Event	Scrd As	Athlete	Yr	Scored Mark	Date	Pl. Pts.	Bonus	TOTAL
Scored bests come from CURRENT season								
▶ 800	1	Edward KEMBOI	JR	1:45.98 OT	2/14/14	20	2.57	22.57
▶ DMR	23	Gioielli, Jones, Kemboi, Dillenbeck		9:38.49 OT	2/14/14	0	0.02	0.02
▶ HJ	20	Cameron OSTROWSKI	JR	2.18m 7-1½	12/6/13	0.7	0.14	0.84
Team Total								23.42

42



UT Arlington

Sun Belt Conference

▲ 2

Event	Scrd As	Athlete	Yr	Scored Mark	Date	Pl. Pts.	Bonus	TOTAL
Scored bests come from CURRENT season								
▶ 60	1	Clayton VAUGHN	SR	6.55	2/7/14	20	1.89	21.89
Team Total								21.89

43



Kentucky

Southeastern Conference

▼ 3

Event	Scrd As	Athlete	Yr	Scored Mark	Date	Pl. Pts.	Bonus	TOTAL
Scored bests come from CURRENT season								
▶ 800	21	Keffri NEAL	JR	1:49.05 OT	2/14/14	0.6	0.25	0.85
▶ Mile	4	Matt HILLENBRAND	SR	3:57.00 OT	2/14/14	14	1.18	15.18
▶ 3000	28	Matt HILLENBRAND	SR	7:59.55 OT	1/24/14	0.1	0.16	0.26
▶ SP	11	Brad SZYPKA	JR	19.48m 63-11	2/14/14	5	0.57	5.57
Team Total								21.85

44



Indiana State

Missouri Valley Conference

▲ 2

Event	Scrd As	Athlete	Yr	Scored Mark	Date	Pl. Pts.	Bonus	TOTAL
Scored bests come from CURRENT season								
▶ 5000	22	John MASCARI	SO	13:59.06 OT	2/14/14	0.5	0.19	0.69
▶ 60H	2	Greggmar SWIFT	SR	7.64	1/31/14	18	1.88	19.88
▶ WT	19	Chris FIELDS	SR	20.68m 67-10½	2/21/14	0.8	0.09	0.89
Scored bests come from PRE-SEASON DATA								
▶ HEPT	30	Robert WEBB	SR	5,429	2/23/13	0.05	0.00	0.05
Team Total								21.51

45



Tennessee

Southeastern Conference

▲ 4

Event	Scrd As	Athlete	Yr	Scored Mark	Date	Pl. Pts.	Bonus	TOTAL
Scored bests come from CURRENT season								
▶ 60	34	Jamol JAMES	JR	6.72	2/14/14	0.015	0.00	0.01
▶ PV	5	Jake BLANKENSHIP	SO	5.52m 18-1½	1/17/14	12	1.24	13.24
▶ PV	14	Chase BRANNON	SR	5.43m 17-9½	2/21/14	2	0.35	2.35
▶ PV	30	Tyler PORTER	SR	5.28m 17-3¾	2/7/14	0.05	0.00	0.05
▶ SP	16	Tavis BAILEY	JR	19.10m 62-8	2/14/14	1.25	0.22	1.47
▶ SP	24	Matthew HOTY	JR	18.76m 61-6¾	1/24/14	0.3	0.00	0.30
▶ WT	13	Cameron BROWN	SO	21.19m 69-6¾	2/14/14	3	0.44	3.44
Team Total								20.87

"Scrd As", short for "Scored As", Standing used for place points portion of performance's score combining preseason data (when applied) to current season data

Numbers in BLACK are both the performance's actual NCAA rank AND "scored as" rank Numbers in RED indicate actual NCAA rank does not exist or is worse than "scored as" rank Numbers in BLUE indicate actual NCAA rank is better than "scored as" rank

USTFCCCA Non-Member

Non-Member Schools Will NOT be ranked, beginning Week 2



USTFCCCA NCAA Division I National Team Computer Rankings

as of 2/24/2014 2:08:52 PM

2014 Indoor Track & Field, Week #5

Only those who score >0.01 pts are shown
D denotes multiple-event rule in affect

MEN

46



Rutgers

American Athletic Conference

▲ 97

Event	Scrd As	Athlete	Yr	Scored Mark	Date	Pl. Pts.	Bonus	TOTAL
Scored bests come from CURRENT season								
LI	2	Corey CRAWFORD	JR	7.97m 26-1½	2/7/14	18	2.86	20.86
Team Total								20.86

47



Indiana

Big Ten Conference

▲ 66

Event	Scrd As	Athlete	Yr	Scored Mark	Date	Pl. Pts.	Bonus	TOTAL
Scored bests come from CURRENT season								
800	33	Tretez KINNAIRD	FR	1:49.49 OT	2/7/14	0.02	0.13	0.15
3000	40	Matthew SCHWARTZER	FR	8:01.51	2/14/14		0.04	0.04
DMR	2	Gornall, Morgan, Kinnaird, Hunter		9:27.72 OT	2/22/14	18	1.95	19.95
Team Total								20.15

48



Arkansas State

Sun Belt Conference

▼ 1

Event	Scrd As	Athlete	Yr	Scored Mark	Date	Pl. Pts.	Bonus	TOTAL
Scored bests come from CURRENT season								
HJ	29	Kashef DANIEL	SR	2.15m 7-½	1/31/14	0.075	0.00	0.08
LI	9	Roelf PIENAAR	FR	7.72m 25-4	1/17/14	7	0.64	7.64
SP	6	Richard CHAVEZ	JR	20.06m 65-9½	12/1/13	10	1.49	11.49
Team Total								19.20

49



Duke

Atlantic Coast Conference

▲ 2

Event	Scrd As	Athlete	Yr	Scored Mark	Date	Pl. Pts.	Bonus	TOTAL
Scored bests come from CURRENT season								
5000	29	Shaun THOMPSON	JR	14:03.15	2/7/14	0.075	0.05	0.13
PV	25	Justin AMEZQUITA	SR	5.33m 17-5½	1/17/14	0.2	0.00	0.20
Scored bests come from PRE-SEASON DATA								
HEPT	3	Curtis BEACH	SR	6,138	3/10/12	16	2.67	18.67
Team Total								19.00

50



Iona

Metro Atlantic Athletic Conference

unch

Event	Scrd As	Athlete	Yr	Scored Mark	Date	Pl. Pts.	Bonus	TOTAL
Scored bests come from CURRENT season								
Mile	10	Matthew GILLESPIE	SR	3:58.48	2/7/14	D	6	0.68 2.68
Mile	27	Kieran CLEMENTS	SO	4:00.36	2/7/14	0.125	0.18	0.30
Mile	39	Chartt MILLER	FR	4:00.99	2/7/14		0.08	0.08
3000	5	Matthew GILLESPIE	SR	7:52.24	1/24/14	12	1.16	13.16
3000	19	Chartt MILLER	FR	7:57.52	2/15/14	0.8	0.30	1.10
3000	20	Kieran CLEMENTS	SO	7:57.67	2/15/14	0.7	0.28	0.98
3000	25	Otis UBRIACO	JR	7:59.33	2/15/14	0.2	0.17	0.37
Team Total								18.67

51



Dartmouth

Ivy League

▼ 8

Event	Scrd As	Athlete	Yr	Scored Mark	Date	Pl. Pts.	Bonus	TOTAL
Scored bests come from CURRENT season								
Mile	7	Will GEOGHEGAN	JR	3:58.04	1/24/14	D	9	0.83 2.83
Mile	31	John BLEDAY	JR	4:00.69	2/7/14	0.04	0.12	0.16
Mile	36	Steve MANGAN	FR	4:00.86	2/7/14		0.10	0.10
Mile	49	Tim GORMAN	SO	4:01.64	2/7/14		0.01	0.01
3000	4	Will GEOGHEGAN	JR	7:51.57	2/7/14	14	1.28	15.28
DMR	20	Bleday, Gomez, Mangan, Geoghegan		9:37.33	1/31/14	0.2	0.10	0.30
Team Total								18.67

52



UCLA

Mountain Pacific Sports Federation

unch

Event	Scrd As	Athlete	Yr	Scored Mark	Date	Pl. Pts.	Bonus	TOTAL
Scored bests come from CURRENT season								
800	20	Nick HARTLE	SO	1:49.04cA OT 1:50.26	1/24/14	0.7	0.25	0.95
PV	7	Michael WOEPSE	SR	5.50m 18-½	2/14/14	9	1.03	10.03
SP	17	Nicholas SCARVELIS	SO	19.01m 62-4½	2/7/14	1	0.15	1.15
SP	21	Brahme DAYS	FR	18.87m 61-11	2/1/14	0.6	0.04	0.64
WT	24	Alec FALDERMEYER	SR	20.63m 67-8½	2/14/14	0.3	0.06	0.36
Scored bests come from PRE-SEASON DATA								
HEPT	12	Marcus NILSSON	JR	5,670	2/22/13	4	0.48	4.48
Team Total								17.61

"Scrd As", short for "Scored As", Standing used for place points portion of performance's score combining preseason data (when applied) to current season data

Numbers in BLACK are both the performance's actual NCAA rank AND "scored as" rank Numbers in RED indicate actual NCAA rank does not exist or is worse than "scored as" rank Numbers in BLUE indicate actual NCAA rank is better than "scored as" rank

USTFCCCA Non-Member

Non-Member Schools Will NOT be ranked, beginning Week 2



2014 Indoor Track & Field, Week #5

Only those who score >0.01 pts are shown
D denotes multiple-event rule in affect

MEN

53



Louisville

American Athletic Conference

unch

Event	Scrd As	Athlete	Yr	Scored Mark	Date	Pl. Pts.	Bonus	TOTAL
Scored bests come from CURRENT season								
LJ	8	Guillaume VICTORIN	JR	7.75m	25-5½	1/31/14	8	0.84 8.84
TJ	9	Ben WILLIAMS	SO	16.00m	52-6	2/7/14	7	0.89 7.89
Team Total								16.73

54



Wyoming

Mountain West Conference

▲ 2

Event	Scrd As	Athlete	Yr	Scored Mark	Date	Pl. Pts.	Bonus	TOTAL
Scored bests come from CURRENT season								
800	28	Harry FISHER	JR	1:49.29cA	1:49.90	2/14/14	0.1	0.19 0.29
TJ	22	Scott CARTER	FR	15.64m	51-3½	2/21/14	0.5	0.00 0.50
SP	4	Mason FINLEY	SR	20.20m	66-3½	2/21/14	14	1.79 15.79
WT	33	Tyler ANDERSON	SO	20.09m	65-11	1/31/14	0.02	0.00 0.02
Team Total								16.60

55



Washington

Mountain Pacific Sports Federation

▼ 7

Event	Scrd As	Athlete	Yr	Scored Mark	Date	Pl. Pts.	Bonus	TOTAL
Scored bests come from CURRENT season								
800	18	Derrick DAIGRE	SO	1:49.00 OT		2/14/14	0.9	0.27 1.17
Mile	13	Izaic YORKS	SO	3:59.04 OT		2/14/14	3	0.49 3.49
HJ	15	AJ MARICICH	SR	2.19m	7-2½	2/14/14	1.5	0.28 1.78
PV	7	Jax THOIRS	SO	5.50m	18-½	2/7/14	9	1.03 10.03
TJ	30	Kasen COVINGTON	SR	15.44m	50-8	2/7/14	0.05	0.00 0.05
Team Total								16.52

56



Arizona State

Mountain Pacific Sports Federation

▼ 1

Event	Scrd As	Athlete	Yr	Scored Mark	Date	Pl. Pts.	Bonus	TOTAL
Scored bests come from CURRENT season								
60	6	Ryan MILUS	SR	6.60cA	6.56	1/17/14	10	1.09 11.09
60	13	Tatum BENARD-TAYLOR	FR	6.63cA	6.59	1/24/14	3	0.62 3.62
4x400	16	Cleveland, Spann, Collins, Henry		3:08.03cA	3:07.59	2/14/14	0.6	0.50 1.10
Team Total								15.82

57



Miami (Fla.)

Atlantic Coast Conference

▲ 1

Event	Scrd As	Athlete	Yr	Scored Mark	Date	Pl. Pts.	Bonus	TOTAL
Scored bests come from CURRENT season								
60H	5	Artie BURNS	FR	7.70cA	7.68	2/14/14	12	1.14 13.14
60H	21	Christian COOK	JR	7.82		2/7/14	0.6	0.23 0.83
SP	21	Isaiah SIMMONS	SO	18.87m	61-11	2/14/14	0.6	0.04 0.64
Team Total								14.62

58



Kent State

Mid-American Conference

▲ 1

Event	Scrd As	Athlete	Yr	Scored Mark	Date	Pl. Pts.	Bonus	TOTAL
Scored bests come from CURRENT season								
200	22	Wayne GORDON	SO	21.06 OT		1/17/14	0.5	0.24 0.74
60H	24	William BARNES	SO	7.83		2/22/14	0.3	0.19 0.49
PV	33	Jesse OXLEY	SO	5.26m	17-3	2/7/14	0.02	0.00 0.02
SP	34	Michael KING	SO	18.47m	60-7½	2/22/14	0.015	0.00 0.01
WT	5	Matthias TAYALA	SO	22.01m	72-2½	12/6/13	12	1.30 13.30
Team Total								14.56

59




Boston University

Patriot League

▼ 5

Event	Scrd As	Athlete	Yr	Scored Mark	Date	Pl. Pts.	Bonus	TOTAL
Scored bests come from CURRENT season								
Mile	6	Rich PETERS	JR	3:57.27		2/7/14	D	10 1.08 3.08
3000	6	Rich PETERS	JR	7:52.61		1/24/14	10	1.09 11.09
Team Total								14.18

60



Clemson

Atlantic Coast Conference

▲ 1

Event	Scrd As	Athlete	Yr	Scored Mark	Date	Pl. Pts.	Bonus	TOTAL
Scored bests come from CURRENT season								
60	6	Tevin HESTER	SO	6.60		2/7/14	10	1.09 11.09
60	24	Reggie LEWIS	JR	6.69cA	6.67	1/24/14	0.3	0.09 0.39
60H	21	Justin JOHNSON	SR	7.82		2/7/14	0.6	0.23 0.83
HJ	20	Torian WARE	JR	2.18m	7-1½	2/15/14	0.7	0.14 0.84
Team Total								13.15

"Scrd As", short for "Scored As", Standing used for place points portion of performance's score combining preseason data (when applied) to current season data

Numbers in BLACK are both the performance's actual NCAA rank AND "scored as" rank Numbers in RED indicate actual NCAA rank does not exist or is worse than "scored as" rank Numbers in BLUE indicate actual NCAA rank is better than "scored as" rank

USTFCCCA Non-Member

Non-Member Schools Will NOT be ranked, beginning Week 2



2014 Indoor Track & Field, Week #5

Only those who score >0.01 pts are shown
D denotes multiple-event rule in affect

MEN

61



Georgetown

BIG EAST Conference

▼19

Event	Scrd As	Athlete	Yr	Scored Mark	Date	Pl. Pts.	Bonus	TOTAL
Scored bests come from CURRENT season								
800	6	Billy LEDDER	JR	1:47.89 OT	2/14/14	10	1.02	11.02
800	23	Ahmed BILE	SO	1:49.09 OT	2/14/14	0.4	0.24	0.64
800	40	Ryan MANAHAN	FR	1:49.88	1/18/14	0.03		0.03
DMR	16	Manahan, Washington, Ledder, Bile		9:35.26 OT	2/14/14	0.6	0.31	0.91
Team Total								12.60

62



North Carolina

Atlantic Coast Conference

▼2

Event	Scrd As	Athlete	Yr	Scored Mark	Date	Pl. Pts.	Bonus	TOTAL
Scored bests come from CURRENT season								
200	34	Ceo WAYS	FR	21.16 OT	2/22/14	0.015	0.10	0.11
400	30	Sean SUTTON	JR	46.81 OT	2/22/14	0.05	0.12	0.17
Mile	15	Isaac PRESSON	SR	3:59.23cf 4:02.28	1/31/14	1.5	0.43	1.93
3000	38	Ryan WALLING	SO	8:01.20cf 8:06.79	1/31/14		0.06	0.06
60H	34	Roy SMITH	SR	7.87	1/23/14	0.015	0.03	0.05
4x400	7	Alowonle, Ways, Sutton, Lipsey		3:06.93 OT	2/22/14	8	0.96	8.96
DMR	17	Driggs, Sutton, Wanliss, Presson		9:35.83cf 9:43.65	2/14/14	0.5	0.23	0.73
Team Total								12.01

63



Buffalo

Mid-American Conference

unch

Event	Scrd As	Athlete	Yr	Scored Mark	Date	Pl. Pts.	Bonus	TOTAL
Scored bests come from CURRENT season								
LJ	23	Ryan BILLIAN	SO	7.60m 24-11%	1/25/14	0.4	0.09	0.49
SP	7	Jonathan JONES	JR	19.95m 65-5%	2/14/14	9	1.31	10.31
WT	19	Evan PALMER	SR	20.68m 67-10%	1/17/14	0.8	0.09	0.89
Team Total								11.69

64



Eastern Michigan

Mid-American Conference

▲27

Event	Scrd As	Athlete	Yr	Scored Mark	Date	Pl. Pts.	Bonus	TOTAL
Scored bests come from CURRENT season								
200	28	Cameron BOLTON	JR	21.10cf 21.47	2/1/14	0.1	0.18	0.28
Mile	38	Grzegorz KALINOWSKI	SR	4:00.91 OT	2/7/14		0.09	0.09
PV	6	Max BABITS	SR	5.51m 18-1	2/22/14	10	1.13	11.13
TJ	28	Donald SCOTT	JR	15.47m 50-9%	1/18/14	0.1	0.00	0.10
HEPT	34	Solomon IJAH	SO	5,347	12/6/13	0.015	0.00	0.01
Team Total								11.62

65



Missouri

Southeastern Conference

unch

Event	Scrd As	Athlete	Yr	Scored Mark	Date	Pl. Pts.	Bonus	TOTAL
Scored bests come from CURRENT season								
60	6	Markesh WOODSON	SO	6.60	2/7/14	10	1.09	11.09
200	33	Markesh WOODSON	SO	21.13	2/14/14	0.02	0.14	0.16
TJ	26	Jonathon ILORI	SO	15.52m 50-11	2/14/14	0.15	0.00	0.15
Team Total								11.40

66



LIU Brooklyn

Northeast Conference

unch

Event	Scrd As	Athlete	Yr	Scored Mark	Date	Pl. Pts.	Bonus	TOTAL
Scored bests come from CURRENT season								
200	6	Brendon RODNEY	JR	20.78	1/24/14	10	1.15	11.15
Team Total								11.15

67



Loyola-Chicago

Missouri Valley Conference

▼3

Event	Scrd As	Athlete	Yr	Scored Mark	Date	Pl. Pts.	Bonus	TOTAL
Scored bests come from CURRENT season								
800	16	Sam PENZENSTADLER	JR	1:48.86 OT	2/14/14	1.25	0.35	1.60
Mile	8	Sam PENZENSTADLER	JR	3:58.21 OT	2/7/14	8	0.77	8.77
4x400	22	Wetzel, Mogorovic, Glastetter, Mazanke		3:09.38 OT	2/22/14	0	0.06	0.06
Team Total								10.43

"Scrd As", short for "Scored As", Standing used for place points portion of performance's score combining preseason data (when applied) to current season data

Numbers in BLACK are both the performance's actual NCAA rank AND "scored as" rank Numbers in RED indicate actual NCAA rank does not exist or is worse than "scored as" rank Numbers in BLUE indicate actual NCAA rank is better than "scored as" rank

USTFCCCA Non-Member

Non-Member Schools Will NOT be ranked, beginning Week 2



USTFCCCA NCAA Division I National Team Computer Rankings

as of 2/24/2014 2:08:53 PM

2014 Indoor Track & Field, Week #5

Only those who score >0.01 pts are shown
D denotes multiple-event rule in affect

MEN

68



Connecticut

American Athletic Conference

▲ 1

Event	Scrd As	Athlete	Yr	Scored Mark	Date	Pl. Pts.	Bonus	TOTAL
Scored bests come from CURRENT season								
800	7	Alvaro CHAVEZ	SO	1:47.96	2/7/14	9	0.97	9.97
800	29	Robert RHODES	SO	1:49.34	2/15/14	0.075	0.17	0.25
Team Total								10.22

69



East Carolina

Conference USA

▼ 7

Event	Scrd As	Athlete	Yr	Scored Mark		Date	Pl. Pts.	Bonus	TOTAL
Scored bests come from CURRENT season									
▶ 60	34	Cameron HUDSON	SO	6.72		1/17/14	0.015	0.00	0.015
▶ HJ	15	Avion JONES	SO	2.19m	7-2½	2/14/14	1.5	0.28	1.78
▶ HJ	24	Drew KANZ-O'SHEA	SR	2.17m	7-1½	2/7/14	0.3	0.02	0.32
▶ LJ	9	Cameron HUDSON	SO	7.72m	25-4	2/7/14	7	0.64	7.64
Team Total									9.75

70



Southeast Missouri

Ohio Valley Conference

▲ 30

Event	Scrd As	Athlete	Yr	Scored Mark		Date	Pl. Pts.	Bonus	TOTAL
Scored bests come from CURRENT season									
▶ 60	21	Blake SMITH	JR	6.66c	6.19(55)	2/21/14	0.6	0.28	0.88
▶ LJ	9	Blake SMITH	JR	7.72m	25-4	2/21/14	7	0.64	7.64
▶ LJ	20	Blake CARTER	SR	7.61m	24-11½	2/21/14	0.7	0.12	0.82
▶ TJ	27	Chris MARTIN	FR	15.49m	50-10	12/7/13	0.125	0.00	0.13
Team Total									9.46

71



Illinois

Big Ten Conference

▼ 14

Event	Scrd As	Athlete	Yr	Scored Mark		Date	Pl. Pts.	Bonus	TOTAL
Scored bests come from CURRENT season									
▶ 200	34	Brandon STRYGANEK	JR	21.16cf	21.53	1/17/14	0.015	0.10	0.11
▶ 400	31	DJ ZAHN	JR	46.83 OT		2/14/14	0.04	0.10	0.14
▶ 800	41	Joe MCASEY	SO	1:49.92 OT		2/14/14		0.02	0.02
▶ 5000	26	Jordan HEBERT	SR	14:01.33 OT		2/14/14	0.15	0.11	0.26
▶ 5000	31	Jannis TOPFER	SR	14:03.46 OT		2/14/14	0.04	0.04	0.08
▶ 60H	12	Vanier JOSEPH	SR	7.76		2/14/14	4	0.55	4.55
▶ 4x400	19	Zahn, Viney, Allen, Pamilton		3:08.50 OT		2/14/14	0.3	0.31	0.61
▶ DMR	14	Carroll, Pamilton, McAsey, Markham		9:33.88 OT		2/22/14	0.8	0.57	1.37
▶ WT	25	Davis FRAKER	JR	20.54m	67-4¾	1/17/14	0.2	0.01	0.21
Scored bests come from PRE-SEASON DATA									
▶ HEPT	15	Steve MONTE	SR	5,577		2/22/13	1.5	0.23	1.73
▶ HEPT	27	Corey HAMMON	JR	5,433		2/22/13	0.125	0.00	0.13
Team Total									9.23

72



Youngstown State

Horizon League

▲ 71

Event	Scrd As	Athlete	Yr	Scored Mark		Date	Pl. Pts.	Bonus	TOTAL
Scored bests come from CURRENT season									
▶ SP	8	Bobby GRACE	SR	19.62m	64-4½	1/24/14	8	0.79	8.79
▶ WT	28	Connor NEU	SO	20.40m	66-11½	2/22/14	0.1	0.00	0.10
Team Total									8.89

73



Marquette

BIG EAST Conference

▲ 65

Event	Scrd As	Athlete	Yr	Scored Mark	Date	Pl. Pts.	Bonus	TOTAL
Scored bests come from CURRENT season								
▶ WT	8	William KOECK	JR	21.24m	69-8¼	2/21/14	8	0.49
Team Total								8.49

"Scrd As", short for "Scored As", Standing used for place points portion of performance's score combining preseason data (when applied) to current season data

Numbers in BLACK are both the performance's actual NCAA rank AND "scored as" rank Numbers in RED indicate actual NCAA rank does not exist or is worse than "scored as" rank Numbers in BLUE indicate actual NCAA rank is better than "scored as" rank

USTFCCCA Non-Member

Non-Member Schools Will NOT be ranked, beginning Week 2



2014 Indoor Track & Field, Week #5

Only those who score >0.01 pts are shown
D denotes multiple-event rule in affect

MEN

74

Eastern Illinois
Ohio Valley Conference

▲ 9

Event	Scrd As	Athlete	Yr	Scored Mark	Date	Pl. Pts.	Bonus	TOTAL
Scored bests come from CURRENT season								
60	31	Johnathan BOEY	FR	6.71	1/25/14	0.04	0.00	0.04
200	39	Calvin EDWARDS	SO	21.21 OT	2/7/14	0.03	0.03	0.03
PV	10	Peter GERAGHTY	SR	5.45m 17-10½	2/21/14	6	0.49	6.49
PV	16	Michael VIKEN	SR	5.42m 17-9"	2/14/14	1.25	0.30	1.55
Team Total								8.10

75

Virginia Tech
Atlantic Coast Conference

▲ 41

Event	Scrd As	Athlete	Yr	Scored Mark	Date	Pl. Pts.	Bonus	TOTAL
Scored bests come from CURRENT season								
Mile	45	Grant POLLOCK	JR	4:01.32cf 4:04.40	2/14/14	0.05	0.05	0.05
3000	42	Leoule DEGFAE	SR	8:01.75cf 8:07.35	2/14/14	0.03	0.03	0.03
DMR	8	Degfae, Dally, Degfae, Pollock		9:30.26 OT	2/22/14	6	1.38	7.38
PV	25	Torben LADIG	FR	5.33m 17-5"	2/21/14	0.2	0.00	0.20
PV	30	Chris UHLE	JR	5.28m 17-3"	1/24/14	0.05	0.00	0.05
WT	26	Tomas KRZULIAK	SO	20.42m 67-0	2/7/14	0.15	0.00	0.15
Team Total								7.86

76

North Dakota State
The Summit League

▼ 2

Event	Scrd As	Athlete	Yr	Scored Mark	Date	Pl. Pts.	Bonus	TOTAL
Scored bests come from PRE-SEASON DATA								
HEPT	9	Andy LILLEJORD	SR	5,793	3/9/13	7	0.80	7.80
Team Total								7.80

77

California
Mountain Pacific Sports Federation

▼ 9

Event	Scrd As	Athlete	Yr	Scored Mark	Date	Pl. Pts.	Bonus	TOTAL
Scored bests come from CURRENT season								
60H	14	Milan RISTIC	SR	7.77cA 7.75	1/24/14	2	0.47	2.47
LJ	14	Hammed SULEMAN	SR	7.70m 25-3½	1/24/14	2	0.51	2.51
TJ	14	Hammed SULEMAN	SR	15.90m 52-2	2/14/14	2	0.49	2.49
TJ	33	Jonte GRANT	JR	15.43m 50-7½	1/24/14	0.02	0.00	0.02
Team Total								7.48

78

Syracuse
Atlantic Coast Conference

▼ 2

Event	Scrd As	Athlete	Yr	Scored Mark	Date	Pl. Pts.	Bonus	TOTAL
Scored bests come from CURRENT season								
200	26	Jaquan HOLLAND	SR	21.09	1/24/14	0.15	0.19	0.34
Mile	24	Martin HEHIR	JR	4:00.04	2/7/14	0.3	0.25	0.55
3000	26	Martin HEHIR	JR	7:59.40	1/31/14	0.15	0.17	0.32
5000	25	Robert MOLKE	SR	14:00.77 OT	2/14/14	0.2	0.13	0.33
60H	11	Donald POLLITT	JR	7.75	2/7/14	5	0.63	5.63
Team Total								7.17

79

USF
American Athletic Conference

unch

Event	Scrd As	Athlete	Yr	Scored Mark	Date	Pl. Pts.	Bonus	TOTAL
Scored bests come from CURRENT season								
TJ	11	Shane LEWIS	SR	15.95m 52-4	2/14/14	5	0.69	5.69
TJ	17	Matthew ONEAL	SO	15.87m 52-1	2/14/14	1	0.36	1.36
Team Total								7.05

80

Kansas
Big 12 Conference

▼ 3

Event	Scrd As	Athlete	Yr	Scored Mark	Date	Pl. Pts.	Bonus	TOTAL
Scored bests come from CURRENT season								
PV	10	Alex BISHOP	SR	5.45m 17-10½	2/7/14	6	0.49	6.49
Team Total								6.49

81

Lipscomb
Atlantic Sun Conference

▼ 11

Event	Scrd As	Athlete	Yr	Scored Mark	Date	Pl. Pts.	Bonus	TOTAL
Scored bests come from CURRENT season								
200	21	Tucker PEABODY	SR	21.05 OT	2/14/14	0.6	0.25	0.85
HJ	11	Gemikal PRUDE	JR	2.20m 7-2½	2/1/14	5	0.51	5.51
Team Total								6.36

"Scrd As", short for "Scored As", Standing used for place points portion of performance's score combining preseason data (when applied) to current season data

Numbers in BLACK are both the performance's actual NCAA rank AND "scored as" rank Numbers in RED indicate actual NCAA rank does not exist or is worse than "scored as" rank Numbers in BLUE indicate actual NCAA rank is better than "scored as" rank

USTFCCCA Non-Member

Non-Member Schools Will NOT be ranked, beginning Week 2



2014 Indoor Track & Field, Week #5

Only those who score >0.01 pts are shown
D denotes multiple-event rule in affect

MEN

82



Southern Illinois

Missouri Valley Conference

▲ 4

Event	Scrd As	Athlete	Yr	Scored Mark		Date	Pl. Pts.	Bonus	TOTAL
Scored bests come from CURRENT season									
▶ HJ	24	Kyle LANDON	FR	2.17m	7-1½	1/25/14	0.3	0.02	0.32
▶ SP	12	Josh FREEMAN	SO	19.43m	63-9	2/21/14	4	0.49	4.49
▶ WT	17	Curtis WIDEMAN	JR	20.72m	67-11½	2/21/14	1	0.11	1.11
Team Total									5.92

83



Wichita State

Missouri Valley Conference

▲ 1

Event	Scrd As	Athlete	Yr	Scored Mark	Date	Pl. Pts.	Bonus	TOTAL
Scored bests come from CURRENT season								
HEPT	11	Austin BAHNER	SR	5,690	1/31/14	5	0.53	5.53
Scored bests come from PRE-SEASON DATA								
HEPT	31	Tobias BOESE	SR	5,394	2/23/13	0.04	0.00	0.04
Team Total								5.57

84



Albany

America East Conference

▼ 13

Event	Scrd As	Athlete	Yr	Scored Mark	Date	Pl. Pts.	Bonus	TOTAL
Scored bests come from CURRENT season								
► HJ	11	Alexander BOWEN JR.	JR	2.20m	7-2½	1/11/14	5 0.51	5.51
Team Total								5.51

84



Manhattan

Metro Atlantic Athletic Conference

▼ 13

Event	Scrd As	Athlete	Yr	Scored Mark	Date	Pl. Pts.	Bonus	TOTAL
Scored bests come from CURRENT season								
► HJ	11	Mohamed KOITA	SR	2.20m	7-2½	2/15/14	5	0.51
Team Total								5.51

86



Princeton

Ivy League

▼ 8

Event	Scrd As	Athlete	Yr	Scored Mark	Date	Pl. Pts.	Bonus	TOTAL	
Scored bests come from CURRENT season									
▶ Mile	21	Michael WILLIAMS	SR	3:59.63	2/7/14	0.6	0.34	0.94	
▶ 3000	17	Chris BENDTSEN	SR	7:57.44	2/7/14	1	0.31	1.31	
▶ 5000	27	Tyler UDLAND	SR	14:01.93	2/7/14	0.125	0.09	0.22	
▶ LJ	16	Tom HOPKINS	SR	7.66m	25-1½	1/10/14	1.25	0.29	1.54
▶ TJ	19	Damon MCLEAN	SR	15.80m	51-10	1/25/14	0.8	0.18	0.98
Team Total								4.98	

87



SIUE

Ohio Valley Conference

▼ 7

Event	Scrd As	Athlete	Yr	Scored Mark	Date	Pl. Pts.	Bonus	TOTAL
Scored bests come from CURRENT season								
► LJ	12	Laderrick WARD	JR	7.71m	25-3¾	2/14/14	4 0.57	4.57
Team Total								4.57

88




Auburn

Southeastern Conference

▼ 6

Event	Scrd As	Athlete	Yr	Scored Mark		Date	Pl. Pts.	Bonus	TOTAL
Scored bests come from CURRENT season									
▶ 60	26	Keenan BROCK	SR	6.70		2/14/14	0.15	0.04	0.19
▶ 3000	14	Ty MCCORMACK	JR	7:56.07cf	8:01.60	1/31/14	2	0.48	2.48
▶ 5000	16	Ty MCCORMACK	JR	13:56.24 OT		2/14/14	1.25	0.28	1.53
▶ 60H	29	Torrey CAMPBELL	JR	7.85		2/7/14	0.075	0.11	0.19
▶ HJ	29	DJ SMITH	SR	2.15m	7-½	1/24/14	0.075	0.00	0.08
▶ SP	28	Stephen SAENZ	SR	18.60m	61-¾	1/18/14	0.1	0.00	0.10
Team Total									4.56

89



DePaul

BIG EAST Conference

▼ 4

Event	Scrd As	Athlete	Yr	Scored Mark	Date	Pl. Pts.	Bonus	TOTAL
Scored bests come from CURRENT season								
▶ SP	12	Matt BABICZ	JR	19.43m	63-9	1/31/14	4	0.49 4.49
Team Total								4.49

"Scrd As", short for "Scored As", Standing used for place points portion of performance's score combining preseason data (when applied) to current season data

Numbers in BLACK are both the performance's actual NCAA rank AND "scored as" rank Numbers in RED indicate actual NCAA rank does not exist or is worse than "scored as" rank Numbers in BLUE indicate actual NCAA rank is better than "scored as" rank

USTFCCCA Non-Member

Non-Member Schools Will NOT be ranked, beginning Week 2



2014 Indoor Track & Field, Week #5

Only those who score >0.01 pts are shown
D denotes multiple-event rule in affect

MEN

90



Kansas State

Big 12 Conference

▼15

Event	Scrd As	Athlete	Yr	Scored Mark	Date	Pl. Pts.	Bonus	TOTAL
Scored bests come from CURRENT season								
60	34	Carlos RODRIGUEZ	JR	6.72	12/14/13	0.015	0.00	0.01
200	23	Carlos RODRIGUEZ	JR	21.08cf 21.45	1/25/14	0.4	0.21	0.61
HJ	29	Zack RILEY	JR	2.15m 7-½	2/14/14	0.075	0.00	0.08
LJ	15	Devin FIELD	SO	7.69m 25-2¾	2/7/14	1.5	0.44	1.94
LJ	19	Jharyl BOWRY	SR	7.64m 25-¾	1/18/14	0.8	0.22	1.02
HEPT	20	Devin DICK	SR	5,505	1/30/14	0.7	0.04	0.74
Team Total								4.40

91



Air Force

Mountain West Conference

▼18

Event	Scrd As	Athlete	Yr	Scored Mark	Date	Pl. Pts.	Bonus	TOTAL
Scored bests come from CURRENT season								
HJ	29	Kobi REX	JR	2.15m 7-½	1/11/14	0.075	0.00	0.08
PV	13	Joey UHLE	JR	5.44m 17-10¾	2/7/14	3	0.40	3.40
PV	20	Dylan BELL	SO	5.35m 17-6¾	1/23/14	0.7	0.00	0.70
Team Total								4.18

92



Tulsa

Conference USA

▼4

Event	Scrd As	Athlete	Yr	Scored Mark	Date	Pl. Pts.	Bonus	TOTAL
Scored bests come from CURRENT season								
60	26	Bryce ROBINSON	SO	6.70	1/31/14	0.15	0.04	0.19
200	13	Bryce ROBINSON	SO	20.94	1/10/14	3	0.55	3.55
Team Total								3.74

93



Montana

Big Sky Conference

▼4

Event	Scrd As	Athlete	Yr	Scored Mark	Date	Pl. Pts.	Bonus	TOTAL
Scored bests come from PRE-SEASON DATA								
HEPT	13	Austin EMRY	SR	5,651	12/7/12	3	0.43	3.43
Team Total								3.43

94



Western Kentucky

Sun Belt Conference

▼13

Event	Scrd As	Athlete	Yr	Scored Mark	Date	Pl. Pts.	Bonus	TOTAL
Scored bests come from CURRENT season								
400	17	Ellyonn BAILEY	SR	46.52	1/24/14	1	0.36	1.36
800	33	David MOKONE	SR	1:49.49 OT	2/14/14	0.02	0.13	0.15
4x400	13	Sears, Winstead, Chamness, Bailey		3:07.80 OT	2/14/14	0.9	0.60	1.50
Team Total								3.01

95



Virginia

Atlantic Coast Conference

▼28

Event	Scrd As	Athlete	Yr	Scored Mark	Date	Pl. Pts.	Bonus	TOTAL
Scored bests come from CURRENT season								
800	27	Anthony KOSTELAC	SR	1:49.27	2/14/14	0.125	0.19	0.32
3000	18	Adam VISOKAY	FR	7:57.46 OT	2/14/14	0.9	0.30	1.20
DMR	18	Marsella, Hazzard, Kostelac, King		9:36.11 OT	1/24/14	0.4	0.19	0.59
TJ	23	Ryan SATCHELL	JR	15.62m 51-3	1/24/14	0.4	0.00	0.40
Team Total								2.51

96



Oklahoma

Big 12 Conference

▲23

Event	Scrd As	Athlete	Yr	Scored Mark	Date	Pl. Pts.	Bonus	TOTAL
Scored bests come from CURRENT season								
200	30	Waymon STOREY	SR	21.11	2/15/14	0.05	0.17	0.22
Mile	35	Alex DEIR	JR	4:00.79 OT	2/22/14	0.01	0.10	0.11
DMR	12	Burcham, Baker, Eke, Doughty		9:32.92 OT	2/22/14	1	0.78	1.78
PV	28	Everette FAVOR	SO	5.30m 17-4¾	1/31/14	0.1	0.00	0.10
SP	28	Austin PERRY	SO	18.60m 61-¾	1/31/14	0.1	0.00	0.10
Team Total								2.32

"Scrd As", short for "Scored As", Standing used for place points portion of performance's score combining preseason data (when applied) to current season data

Numbers in BLACK are both the performance's actual NCAA rank AND "scored as" rank Numbers in RED indicate actual NCAA rank does not exist or is worse than "scored as" rank Numbers in BLUE indicate actual NCAA rank is better than "scored as" rank

USTFCCCA Non-Member

Non-Member Schools Will NOT be ranked, beginning Week 2



2014 Indoor Track & Field, Week #5

Only those who score >0.01 pts are shown
D denotes multiple-event rule in affect

MEN

97

South Carolina
Southeastern Conference

▼ 3

Event	Scrd As	Athlete	Yr	Scored Mark	Date	Pl. Pts.	Bonus	TOTAL
Scored bests come from CURRENT season								
60	22	Kendall KEE	SO	6.67	2/21/14	0.5	0.19	0.69
60H	16	Jermaine COLLIER	SO	7.80	1/17/14	1.25	0.31	1.56
60H	34	Dondre ECHOLS	SO	7.87	1/31/14	0.015	0.03	0.05
Team Total								2.30

98

Gardner-Webb
Big South Conference

▼ 8

Event	Scrd As	Athlete	Yr	Scored Mark	Date	Pl. Pts.	Bonus	TOTAL
Scored bests come from CURRENT season								
▶ WT	14	Alex YOUNG	SO	20.95m	68-9	1/31/14	2	0.23
Team Total								2.23

99

Louisiana Tech
Conference USA

▼ 3

Event	Scrd As	Athlete	Yr	Scored Mark	Date	Pl. Pts.	Bonus	TOTAL
Scored bests come from CURRENT season								
200	15	Trey HADNOT	SR	20.97	2/14/14	1.5	0.47	1.97
Team Total								1.97

100

Iowa
Big Ten Conference

▼ 2

Event	Scrd As	Athlete	Yr	Scored Mark		Date	Pl. Pts.	Bonus	TOTAL
Scored bests come from CURRENT season									
▶ 200	39	James HARRINGTON	SO	21.21		2/7/14		0.03	0.03
▶ 60H	29	Ethan HOLMES	SR	7.85		2/21/14	0.075	0.11	0.19
▶ LJ	29	O'Shea WILSON	FR	7.53m	24-8½	1/18/14	0.075	0.00	0.08
▶ TJ	16	Klyvens DELAUNAY	SO	15.88m	52-1½	2/14/14	1.25	0.40	1.65
Team Total									1.95

101

Radford
Big South Conference

▼ 4

Event	Scrd As	Athlete	Yr	Scored Mark	Date	Pl. Pts.	Bonus	TOTAL
Scored bests come from CURRENT season								
60H	15	Vincent WYATT	JR	7.78	1/17/14	1.5	0.39	1.89
Team Total								1.89

102

Central Michigan
Mid-American Conference

▲ 4

Event	Scrd As	Athlete	Yr	Scored Mark	Date	Pl. Pts.	Bonus	TOTAL
Scored bests come from CURRENT season								
60H	16	Renaldo POWELL	SR	7.80	2/21/14	1.25	0.31	1.56
Team Total								1.56

103

Texas State
Sun Belt Conference

▼ 16

Event	Scrd As	Athlete	Yr	Scored Mark	Date	Pl. Pts.	Bonus	TOTAL
Scored bests come from CURRENT season								
► PV	16	Seth ARNOLD	JR	5.42m	17-9%	2/15/14	1.25	0.30 1.55
Team Total								1.55

104

Lamar
Southland Conference

▼ 9

Event	Scrd As	Athlete	Yr	Scored Mark		Date	Pl. Pts.	Bonus	TOTAL
Scored bests come from CURRENT season									
► Mile	17	Sam STABLER	JR	3:59.33cf	4:02.38	1/31/14	1	0.41	1.41
► 3000	35	Sam STABLER	JR	8:00.64 OT		2/7/14	0.01	0.09	0.10
Team Total									1.51

105

Hampton
Mid-Eastern Athletic Conference

▲ 38

Event	Scrd As	Athlete	Yr	Scored Mark	Date	Pl. Pts.	Bonus	TOTAL
Scored bests come from CURRENT season								
400	18	Je'von HUTCHISON	SR	46.55 OT	2/22/14	0.9	0.32	1.22
4x400	21	Black, Okezie, Ibadin, Hutchison		3:09.04 OT	2/22/14	0.1	0.13	0.23
Team Total								1.45

"Scrd As", short for "Scored As", Standing used for place points portion of performance's score combining preseason data (when applied) to current season data

Numbers in BLACK are both the performance's actual NCAA rank AND "scored as" rank Numbers in RED indicate actual NCAA rank does not exist or is worse than "scored as" rank Numbers in BLUE indicate actual NCAA rank is better than "scored as" rank

USTFCCCA Non-Member

Non-Member Schools Will NOT be ranked, beginning Week 2



2014 Indoor Track & Field, Week #5

Only those who score >0.01 pts are shown
D denotes multiple-event rule in affect

MEN

106



UC Riverside

Big West Conference

▼13

Event	Scrd As	Athlete	Yr	Scored Mark	Date	Pl. Pts.	Bonus	TOTAL
-------	---------	---------	----	-------------	------	----------	-------	-------

Scored bests come from CURRENT season

▶ LJ	17	Ted HOOPER	SR	7.65m	25-1½	1/31/14	1	0.25	1.25
▶ WT	34	Caleb STUART	SR	20.02m	65-8½	2/14/14	0.015	0.00	0.01

Team Total 1.27

107



Southeastern Louisiana

Southland Conference

▼ 8

Event	Scrd As	Athlete	Yr	Scored Mark	Date	Pl. Pts.	Bonus	TOTAL
-------	---------	---------	----	-------------	------	----------	-------	-------

Scored bests come from CURRENT season

▶ WT	21	Jonathan KINCHEN	JR	20.65m	67-9	1/17/14	0.6	0.07	0.67
▶ WT	23	Jeff MILLIRON	SR	20.64m	67-8½	2/21/14	0.4	0.07	0.47

Team Total 1.14

108



Colorado State

Mountain West Conference

▼ 3

Event	Scrd As	Athlete	Yr	Scored Mark	Date	Pl. Pts.	Bonus	TOTAL
-------	---------	---------	----	-------------	------	----------	-------	-------

Scored bests come from CURRENT season

▶ 60H	19	Trevor BROWN	SR	7.81		2/7/14	0.8	0.27	1.07
▶ WT	30	Alec POTT	SR	20.24m	66-5	2/15/14	0.05	0.00	0.05

Team Total 1.12

109



Michigan

Big Ten Conference

▼ 2

Event	Scrd As	Athlete	Yr	Scored Mark	Date	Pl. Pts.	Bonus	TOTAL
-------	---------	---------	----	-------------	------	----------	-------	-------

Scored bests come from CURRENT season

▶ 5000	20	Morsi RAYYAN	JR	13:57.07 OT		2/14/14	0.7	0.25	0.95
▶ WT	29	Ethan DENNIS	SR	20.32m	66-8	1/18/14	0.075	0.00	0.08

Team Total 1.03

110



Samford

Southern Conference

unch

Event	Scrd As	Athlete	Yr	Scored Mark	Date	Pl. Pts.	Bonus	TOTAL
-------	---------	---------	----	-------------	------	----------	-------	-------

Scored bests come from CURRENT season

▶ HEPT	18	Brandon BASSETT	SR	5,534		1/15/14	0.9	0.12	1.02
--------	----	-----------------	----	-------	--	---------	-----	------	------

Team Total 1.02

111



Louisiana-Lafayette

Sun Belt Conference

▼ 8


Event	Scrd As	Athlete	Yr	Scored Mark	Date	Pl. Pts.	Bonus	TOTAL
-------	---------	---------	----	-------------	------	----------	-------	-------

Scored bests come from CURRENT season

▶ WT	18	Justin VICTOR	SR	20.71m	67-11½	2/15/14	0.9	0.10	1.00
------	----	---------------	----	--------	--------	---------	-----	------	------

Team Total 1.00

112



Washington State

Mountain Pacific Sports Federation

unch


Event	Scrd As	Athlete	Yr	Scored Mark	Date	Pl. Pts.	Bonus	TOTAL
-------	---------	---------	----	-------------	------	----------	-------	-------

Scored bests come from CURRENT season

▶ Mile	37	Todd WAKEFIELD	SR	4:00.90 OT		2/14/14	0.09	0.09	0.09
▶ HEPT	19	Dino DODIG	FR	5,507		1/31/14	0.8	0.05	0.85

Team Total 0.94

113



Oral Roberts

Southland Conference

▼12

Event	Scrd As	Athlete	Yr	Scored Mark	Date	Pl. Pts.	Bonus	TOTAL
-------	---------	---------	----	-------------	------	----------	-------	-------

Scored bests come from CURRENT season

▶ PV	18	Justin ESTALA	FR	5.37m	17-7½	2/15/14	0.9	0.02	0.92
------	----	---------------	----	-------	-------	---------	-----	------	------

Team Total 0.92

114



Lehigh

Patriot League

unch

Event	Scrd As	Athlete	Yr	Scored Mark	Date	Pl. Pts.	Bonus	TOTAL
-------	---------	---------	----	-------------	------	----------	-------	-------

Scored bests come from CURRENT season

▶ HJ	20	Adeolu ADESIDA	JR	2.18m	7-1½	12/6/13	0.7	0.14	0.84
------	----	----------------	----	-------	------	---------	-----	------	------

Team Total 0.84

"Scrd As", short for "Scored As", Standing used for place points portion of performance's score combining preseason data (when applied) to current season data

Numbers in BLACK are both the performance's actual NCAA rank AND "scored as" rank Numbers in RED indicate actual NCAA rank does not exist or is worse than "scored as" rank Numbers in BLUE indicate actual NCAA rank is better than "scored as" rank

USTFCCCA Non-Member

Non-Member Schools Will NOT be ranked, beginning Week 2



USTFCCCA NCAA Division I National Team Computer Rankings

2014 Indoor Track & Field, Week #5

as of 2/24/2014 2:08:55 PM

Only those who score >0.01 pts are shown
D denotes multiple-event rule in affect

MEN

115



Bucknell

Patriot League

▲15

Event	Scrd As	Athlete	Yr	Scored Mark	Date	Pl. Pts.	Bonus	TOTAL
Scored bests come from CURRENT season								
60H	21	Christian LUPICA	JR	7.82	2/21/14	0.6	0.23	0.83
Team Total								0.83

116



Georgia Tech

Atlantic Coast Conference

▼12

Event	Scrd As	Athlete	Yr	Scored Mark	Date	Pl. Pts.	Bonus	TOTAL
Scored bests come from CURRENT season								
60	31	Broderick SNODDY	SO	6.71	1/18/14	0.04	0.00	0.04
800	39	Brandon LASATER	JR	1:49.74	1/31/14	0.07	0.00	0.07
PV	20	Nikita KIRILLOV	SO	5.35m	2/7/14	0.7	0.00	0.70
Team Total								0.81

117



San Francisco

West Coast Conference

▼2

Event	Scrd As	Athlete	Yr	Scored Mark	Date	Pl. Pts.	Bonus	TOTAL
Scored bests come from CURRENT season								
5000	21	Eric CAUSEY	FR	13:58.34 OT	2/14/14	0.6	0.21	0.81
Team Total								0.81

118



Cincinnati

American Athletic Conference

▼10

Event	Scrd As	Athlete	Yr	Scored Mark	Date	Pl. Pts.	Bonus	TOTAL
Scored bests come from CURRENT season								
PV	20	Josh DANGEL	SR	5.35m	2/7/14	0.7	0.00	0.70
Team Total								0.70

118



Stephen F. Austin

Southland Conference

▼10

Event	Scrd As	Athlete	Yr	Scored Mark	Date	Pl. Pts.	Bonus	TOTAL
Scored bests come from CURRENT season								
PV	20	Colton ROSS	SR	5.35m	1/3/14	0.7	0.00	0.70
Team Total								0.70

120



NC State

Atlantic Coast Conference

▲19

Event	Scrd As	Athlete	Yr	Scored Mark	Date	Pl. Pts.	Bonus	TOTAL
Scored bests come from CURRENT season								
Mile	30	Graham CRAWFORD	SO	4:00.56 OT	2/22/14	0.05	0.14	0.19
3000	24	Andrew COLLEY	SR	7:58.87 OT	2/22/14	0.3	0.20	0.50
Team Total								0.68

121



Western Illinois

The Summit League

▼10

Event	Scrd As	Athlete	Yr	Scored Mark	Date	Pl. Pts.	Bonus	TOTAL
Scored bests come from CURRENT season								
WT	21	Nathaniel MARSHALL	SR	20.65m	2/15/14	0.6	0.07	0.67
Team Total								0.67

122



Drake

Missouri Valley Conference

▼5

Event	Scrd As	Athlete	Yr	Scored Mark	Date	Pl. Pts.	Bonus	TOTAL
Scored bests come from CURRENT season								
5000	23	Brogan AUSTIN	SR	13:59.71 OT	2/14/14	0.4	0.17	0.57
Team Total								0.57

123



UMBC

America East Conference

▼5

Event	Scrd As	Athlete	Yr	Scored Mark	Date	Pl. Pts.	Bonus	TOTAL
Scored bests come from CURRENT season								
800	24	Andrew SMITH	SR	1:49.15	1/31/14	0.3	0.22	0.52
Team Total								0.52

124



Monmouth

Metro Atlantic Athletic Conference

▼1

Event	Scrd As	Athlete	Yr	Scored Mark	Date	Pl. Pts.	Bonus	TOTAL
Scored bests come from CURRENT season								
800	32	Dylan CAPWELL	FR	1:49.39	2/7/14	0.03	0.16	0.19
SP	26	Errol JEFFREY	SR	18.62m	1/11/14	0.15	0.00	0.15
Team Total								0.34

"Scrd As", short for "Scored As", Standing used for place points portion of performance's score combining preseason data (when applied) to current season data

Numbers in BLACK are both the performance's actual NCAA rank AND "scored as" rank Numbers in RED indicate actual NCAA rank does not exist or is worse than "scored as" rank Numbers in BLUE indicate actual NCAA rank is better than "scored as" rank

USTFCCCA Non-Member

Non-Member Schools Will NOT be ranked, beginning Week 2



2014 Indoor Track & Field, Week #5

Only those who score >0.01 pts are shown
D denotes multiple-event rule in affect

MEN

125



Southern Miss

Conference USA

▼ 4

Event	Scrd As	Athlete	Yr	Scored Mark	Date	Pl. Pts.	Bonus	TOTAL
-------	---------	---------	----	-------------	------	----------	-------	-------

Scored bests come from CURRENT season

▶ 60H	26	Randy MCCOY	SR	7.84	1/18/14	0.15	0.15	0.30
-------	----	-------------	----	------	---------	------	------	------

Team Total 0.30

126



Bethune-Cookman

Mid-Eastern Athletic Conference

▼ 4

Event	Scrd As	Athlete	Yr	Scored Mark	Date	Pl. Pts.	Bonus	TOTAL
-------	---------	---------	----	-------------	------	----------	-------	-------

Scored bests come from CURRENT season

▶ 60H	33	Tremayne BANKS	JR	7.86	2/7/14	0.02	0.07	0.09
-------	----	----------------	----	------	--------	------	------	------

▶ HJ	26	Ed'Ricus WILLIAMS	FR	2.16m	7-1	2/13/14	0.15	0.00	0.15
------	----	-------------------	----	-------	-----	---------	------	------	------

Team Total 0.24

127



Providence

BIG EAST Conference

▼ 3

Event	Scrd As	Athlete	Yr	Scored Mark	Date	Pl. Pts.	Bonus	TOTAL
-------	---------	---------	----	-------------	------	----------	-------	-------

Scored bests come from CURRENT season

▶ Mile	32	Julian OAKLEY	SO	4:00.71	2/7/14	0.03	0.11	0.14
--------	----	---------------	----	---------	--------	------	------	------

▶ Mile	41	Julian SAAD	SR	4:01.04	2/7/14	0.08	0.00	0.08
--------	----	-------------	----	---------	--------	------	------	------

Team Total 0.22

128



Grambling State

Southwestern Athletic Conference

▲ 13

Event	Scrd As	Athlete	Yr	Scored Mark	Date	Pl. Pts.	Bonus	TOTAL
-------	---------	---------	----	-------------	------	----------	-------	-------

Scored bests come from CURRENT season

▶ 200	30	Kameron COWAN	JR	21.11	2/22/14	0.05	0.17	0.22
-------	----	---------------	----	-------	---------	------	------	------

Team Total 0.22

129



Yale

Ivy League

▼ 4

Event	Scrd As	Athlete	Yr	Scored Mark	Date	Pl. Pts.	Bonus	TOTAL
-------	---------	---------	----	-------------	------	----------	-------	-------

Scored bests come from CURRENT season

▶ Mile	29	James SHIRVELL	SR	4:00.54	1/24/14	0.075	0.14	0.22
--------	----	----------------	----	---------	---------	-------	------	------

Team Total 0.22

130



Sacramento State

Big Sky Conference

▼ 1

Event	Scrd As	Athlete	Yr	Scored Mark	Date	Pl. Pts.	Bonus	TOTAL
-------	---------	---------	----	-------------	------	----------	-------	-------

Scored bests come from CURRENT season

▶ SP	25	Zach CONIGLIO	JR	18.68m	61-3½	2/14/14	0.2	0.00	0.20
------	----	---------------	----	--------	-------	---------	-----	------	------

Team Total 0.20

131



Butler

BIG EAST Conference

▼ 39

Event	Scrd As	Athlete	Yr	Scored Mark	Date	Pl. Pts.	Bonus	TOTAL
-------	---------	---------	----	-------------	------	----------	-------	-------

Scored bests come from CURRENT season

▶ DMR	21	Anderson, Berry, Peterson, Curr		9:37.35 OT	2/14/14	0.1	0.10	0.20
-------	----	------------------------------------	--	------------	---------	-----	------	------

Team Total 0.20

132



North Carolina A&T

Mid-Eastern Athletic Conference

▼ 6

Event	Scrd As	Athlete	Yr	Scored Mark	Date	Pl. Pts.	Bonus	TOTAL
-------	---------	---------	----	-------------	------	----------	-------	-------

Scored bests come from CURRENT season

▶ 60	26	Desmond LAWRENCE	SR	6.70	2/7/14	0.15	0.04	0.19
------	----	------------------	----	------	--------	------	------	------

Team Total 0.19

133



Portland

West Coast Conference

▼ 5

Event	Scrd As	Athlete	Yr	Scored Mark	Date	Pl. Pts.	Bonus	TOTAL
-------	---------	---------	----	-------------	------	----------	-------	-------

Scored bests come from CURRENT season

▶ Mile	44	Ryan POLAND	JR	4:01.28 OT	2/14/14	0.05	0.00	0.05
--------	----	-------------	----	------------	---------	------	------	------

▶ 3000	33	Ryan POLAND	JR	8:00.55 OT	1/31/14	0.02	0.10	0.12
--------	----	-------------	----	------------	---------	------	------	------

Team Total 0.17

134



Tennessee State

Ohio Valley Conference

▼ 14

Event	Scrd As	Athlete	Yr	Scored Mark	Date	Pl. Pts.	Bonus	TOTAL
-------	---------	---------	----	-------------	------	----------	-------	-------

Scored bests come from CURRENT season

▶ LJ	26	Royce DATES	SR	7.56m	24-9¾	2/1/14	0.15	0.00	0.15
------	----	-------------	----	-------	-------	--------	------	------	------

Team Total 0.15

"Scrd As", short for "Scored As", Standing used for place points portion of performance's score combining preseason data (when applied) to current season data

Numbers in BLACK are both the performance's actual NCAA rank AND "scored as" rank Numbers in RED indicate actual NCAA rank does not exist or is worse than "scored as" rank Numbers in BLUE indicate actual NCAA rank is better than "scored as" rank

USTFCCCA Non-Member

Non-Member Schools Will NOT be ranked, beginning Week 2



2014 Indoor Track & Field, Week #5

Only those who score >0.01 pts are shown
D denotes multiple-event rule in affect

MEN

135



Northwestern State

▼ 8

Southland Conference

Event	Scrd As	Athlete	Yr	Scored Mark	Date	Pl. Pts.	Bonus	TOTAL
-------	---------	---------	----	-------------	------	----------	-------	-------

Scored bests come from CURRENT season

► LJ	27	Emmanuel WILLIAMS	JR	7.54m	24-9	2/14/14	0.125	0.00	0.13
------	----	-------------------	----	-------	------	---------	-------	------	------

Team Total 0.13

136



Memphis

▼ 5

American Athletic Conference

Event	Scrd As	Athlete	Yr	Scored Mark	Date	Pl. Pts.	Bonus	TOTAL
-------	---------	---------	----	-------------	------	----------	-------	-------

Scored bests come from CURRENT season

► PV	28	Pauls PUJATS	JR	5.30m	17-4½	1/24/14	0.1	0.00	0.10
------	----	--------------	----	-------	-------	---------	-----	------	------

Scored bests come from PRE-SEASON DATA

► HEPT	33	Luis HANSSLER	SO	5,371		2/23/13	0.02	0.00	0.02
--------	----	---------------	----	-------	--	---------	------	------	------

Team Total 0.12

137



Wake Forest

▼ 35

Atlantic Coast Conference

Event	Scrd As	Athlete	Yr	Scored Mark	Date	Pl. Pts.	Bonus	TOTAL
-------	---------	---------	----	-------------	------	----------	-------	-------

Scored bests come from CURRENT season

► 800	36	Thomas BOJANOWSKI	SR	1:49.62cf	1:51.18	1/31/14	0.10	0.00	0.10
-------	----	-------------------	----	-----------	---------	---------	------	------	------

Team Total 0.10

138



UTPA

▼ 4

Western Athletic Conference

Event	Scrd As	Athlete	Yr	Scored Mark	Date	Pl. Pts.	Bonus	TOTAL
-------	---------	---------	----	-------------	------	----------	-------	-------

Scored bests come from CURRENT season

► Mile	41	Martin CASSE	SR	4:01.04		2/7/14	0.08	0.00	0.08
--------	----	--------------	----	---------	--	--------	------	------	------

Team Total 0.08

139



ETSU

▲ 4

Atlantic Sun Conference


Event	Scrd As	Athlete	Yr	Scored Mark	Date	Pl. Pts.	Bonus	TOTAL
-------	---------	---------	----	-------------	------	----------	-------	-------

Scored bests come from CURRENT season

► LJ	29	Tyler STEPP	SR	7.53m	24-8½	2/21/14	0.075	0.00	0.08
------	----	-------------	----	-------	-------	---------	-------	------	------

Team Total 0.08

139



Northern Colorado

▼ 7

Big Sky Conference

Event	Scrd As	Athlete	Yr	Scored Mark	Date	Pl. Pts.	Bonus	TOTAL
-------	---------	---------	----	-------------	------	----------	-------	-------

Scored bests come from CURRENT season

► HJ	29	Trevor EVANSON	JR	2.15m	7-½	1/31/14	0.075	0.00	0.08
------	----	----------------	----	-------	-----	---------	-------	------	------

Team Total 0.08

139



Utah Valley

▼ 4

Western Athletic Conference

Event	Scrd As	Athlete	Yr	Scored Mark	Date	Pl. Pts.	Bonus	TOTAL
-------	---------	---------	----	-------------	------	----------	-------	-------

Scored bests come from CURRENT season

► HEPT	29	Michael MCPHERSON	JR	5,432		1/9/14	0.075	0.00	0.08
--------	----	-------------------	----	-------	--	--------	-------	------	------

Team Total 0.08

139



Weber State

▼ 7

Big Sky Conference

Event	Scrd As	Athlete	Yr	Scored Mark	Date	Pl. Pts.	Bonus	TOTAL
-------	---------	---------	----	-------------	------	----------	-------	-------

Scored bests come from CURRENT season

► HJ	29	Anthony GREGORY	FR	2.15m	7-½	2/8/14	0.075	0.00	0.08
------	----	-----------------	----	-------	-----	--------	-------	------	------

Team Total 0.08

143



Binghamton

America East Conference

Event	Scrd As	Athlete	Yr	Scored Mark	Date	Pl. Pts.	Bonus	TOTAL
-------	---------	---------	----	-------------	------	----------	-------	-------

Scored bests come from CURRENT season

► Mile	43	Jesse GARN	JR	4:01.10		2/15/14	0.07	0.00	0.07
--------	----	------------	----	---------	--	---------	------	------	------

Team Total 0.07

144



Charlotte

▼ 7

Conference USA

Event	Scrd As	Athlete	Yr	Scored Mark	Date	Pl. Pts.	Bonus	TOTAL
-------	---------	---------	----	-------------	------	----------	-------	-------

Scored bests come from CURRENT season

► 200	38	Anthony BYNUM	SO	21.20cf	21.58	2/14/14	0.04	0.00	0.04
-------	----	---------------	----	---------	-------	---------	------	------	------

Team Total 0.04

"Scrd As", short for "Scored As", Standing used for place points portion of performance's score combining preseason data (when applied) to current season data

Numbers in BLACK are both the performance's actual NCAA rank AND "scored as" rank Numbers in RED indicate actual NCAA rank does not exist or is worse than "scored as" rank Numbers in BLUE indicate actual NCAA rank is better than "scored as" rank

USTFCCCA Non-Member

Non-Member Schools Will NOT be ranked, beginning Week 2



2014 Indoor Track & Field, Week #5

Only those who score >0.01 pts are shown
D denotes multiple-event rule in affect

MEN

145



Eastern Washington

▼ 10

Big Sky Conference

Event	Scrd As	Athlete	Yr	Scored Mark	Date	Pl. Pts.	Bonus	TOTAL
-------	---------	---------	----	-------------	------	----------	-------	-------

Scored bests come from CURRENT season

▶ WT	32	Jordan ARAKAWA	JR	20.14m	66-1	1/31/14	0.03	0.00	0.03
------	----	----------------	----	--------	------	---------	------	------	------

Team Total

0.03

146



Eastern Kentucky

▼ 6

Ohio Valley Conference

Event	Scrd As	Athlete	Yr	Scored Mark	Date	Pl. Pts.	Bonus	TOTAL
-------	---------	---------	----	-------------	------	----------	-------	-------

Scored bests come from CURRENT season

▶ 5000	35	Wade MEDDLES	SR	14:04.46 OT		2/14/14	0.01	0.01	0.02
--------	----	--------------	----	-------------	--	---------	------	------	------

Team Total

0.02

"Scrd As", short for "Scored As", Standing used for place points portion of performance's score combining preseason data (when applied) to current season data

Numbers in BLACK are both the performance's actual NCAA rank AND "scored as" rank Numbers in RED indicate actual NCAA rank does not exist or is worse than "scored as" rank Numbers in BLUE indicate actual NCAA rank is better than "scored as" rank

USTFCCCA Non-Member

Non-Member Schools Will NOT be ranked, beginning Week 2



USTFCCCA NCAA Division I National Team Computer Rankings

as of 2/24/2014 2:08:57 PM

2014 Indoor Track & Field, Week #5

Only those who score >0.01 pts are shown
D denotes multiple-event rule in affect

WOMEN

1



Oregon

Mountain Pacific Sports Federation

unch

Event	Scrd As	Athlete	Yr	Scored Mark	Date	Pl. Pts.	Bonus	TOTAL
Scored bests come from CURRENT season								
▶ 60	2	Jasmine TODD	FR	7.20	1/18/14	18	1.92	19.92
▶ 60	3	Jenna PRANDINI	SO	7.24	1/18/14	16	1.44	17.44
▶ 60	31	Marybeth SANT	FR	7.38cA 7.36	2/14/14	0.04	0.13	0.17
▶ 60	36	Phyllis FRANCIS	SR	7.41	1/18/14		0.02	0.02
▶ 200	3	Phyllis FRANCIS	SR	22.99cA 22.92	2/14/14	D 16	1.95	3.95
▶ 200	10	Jenna PRANDINI	SO	23.37cA 23.30	2/14/14	6	0.73	6.73
▶ 400	1	Phyllis FRANCIS	SR	52.14 OT	1/24/14	20	2.13	22.13
▶ 800	1	Laura ROESLER	SR	2:01.32 OT	1/24/14	20	3.57	23.57
▶ 800	22	Samantha MURPHY	SR	2:06.56 OT	2/14/14	0.5	0.18	0.68
▶ Mile	32	Annie LEBLANC	SO	4:40.48 OT	2/14/14	0.03	0.04	0.07
▶ Mile	33	Laura ROESLER	SR	4:40.63 OT	1/18/14	0.02	0.02	0.04
▶ 3000	7	Megan PATRIGNELLI	SR	9:04.96 OT	2/14/14	9	1.05	10.05
▶ 5000	15	Molly GRABILL	SO	16:01.91 OT	2/14/14	1.5	0.38	1.88
▶ 60H	5	Sasha WALLACE	FR	8.10	1/24/14	12	1.42	13.42
▶ 4x400	2	Okodogbe, Roesler, Brennan, Francis		3:30.52cA 3:30.08	2/14/14	18	2.93	20.93
▶ DMR	3	Leblanc, Okodogbe, Roesler, Patrignelli		10:56.77 OT	1/24/14	16	2.16	18.16
▶ HJ	7	Lauren CROCKETT	JR	1.83m 6-0	1/24/14	9	0.77	9.77
▶ HJ	12	Chancey SUMMERS	JR	1.82m 5-11½	2/14/14	4	0.50	4.50
▶ PV	24	Sammie CLARK	JR	4.13m 13-6½	1/24/14	0.3	0.00	0.30
▶ LJ	1	Jasmine TODD	FR	6.50m 21-4	2/14/14	20	3.01	23.01
▶ LJ	18	Jenna PRANDINI	SO	6.24m 20-5½	2/14/14	0.9	0.24	1.14
▶ TJ	13	Sasha WALLACE	FR	12.94m 42-5½	2/14/14	3	0.38	3.38
Team Total								201.27

2



Florida

Southeastern Conference

unch

Event	Scrd As	Athlete	Yr	Scored Mark	Date	Pl. Pts.	Bonus	TOTAL
Scored bests come from CURRENT season								
▶ 60	12	Shayla SANDERS	SO	7.32	2/15/14	4	0.53	4.53
▶ 60	16	Kyra JEFFERSON	SO	7.34	1/24/14	1.25	0.37	1.62
▶ 60	34	Destinee GAUSE	SO	7.40	1/24/14	0.015	0.05	0.07
▶ 200	4	Kyra JEFFERSON	SO	23.06	1/31/14	14	1.69	15.69
▶ 200	11	Destinee GAUSE	SO	23.40	2/15/14	5	0.66	5.66
▶ 200	21	Shayla SANDERS	SO	23.67	2/15/14	0.6	0.13	0.73
▶ 200	23	Ebony EUTSEY	SR	23.70	1/10/14	0.4	0.09	0.49
▶ 400	4	Robin REYNOLDS	SO	52.46	2/15/14	14	1.54	15.54
▶ 400	9	Ebony EUTSEY	SR	52.76 OT	1/24/14	7	0.99	7.99
▶ Mile	12	Cory MCGEE	SR	4:37.32	2/15/14	4	0.60	4.60
▶ Mile	17	Rebekah GREENE	FR	4:38.03 OT	2/14/14	1	0.37	1.37
▶ 3000	31	Cory MCGEE	SR	9:18.26 OT	1/24/14	0.04	0.00	0.04
▶ 3000	32	Rebekah GREENE	FR	9:18.44 OT	1/24/14	0.03	0.00	0.03
▶ 60H	10	Bridgette OWENS	SR	8.20	1/10/14	6	0.54	6.54
▶ 60H	24	Skylar ROSS-RANSOM	FR	8.28	1/31/14	0.3	0.16	0.46
▶ 4x400	4	Reynolds, Gause, Jefferson, Eutsey		3:31.52	1/31/14	14	2.35	16.35
▶ DMR	6	Greene, Eutsey, Strausa, McGee		11:00.16 OT	1/24/14	10	1.60	11.60
▶ HJ	7	Taylor BURKE	JR	1.83m 6-0	1/24/14	9	0.77	9.77
▶ LJ	5	Robin REYNOLDS	SO	6.38m 20-11½	1/10/14	12	1.47	13.47
▶ TJ	2	Ciarra BREWER	JR	13.55m 44-5½	1/31/14	18	2.81	20.81
▶ WT	13	Jayla BOSTIC	JR	20.86m 68-5½	2/7/14	3	0.29	3.29
▶ PENT	12	Brittany HARRELL	JR	4,042	1/31/14	4	0.29	4.29
Scored bests come from PRE-SEASON DATA								
▶ PENT	19	Lorraine GRAHAM	SR	4,010	2/22/13	0.8	0.14	0.94
Team Total								145.89

"Scrd As", short for "Scored As", Standing used for place points portion of performance's score combining preseason data (when applied) to current season data

Numbers in BLACK are both the performance's actual NCAA rank AND "scored as" rank Numbers in RED indicate actual NCAA rank does not exist or is worse than "scored as" rank Numbers in BLUE indicate actual NCAA rank is better than "scored as" rank

USTFCCCA Non-Member

Non-Member Schools Will NOT be ranked, beginning Week 2



USTFCCCA NCAA Division I National Team Computer Rankings

as of 2/24/2014 2:08:57 PM

2014 Indoor Track & Field, Week #5

Only those who score >0.01 pts are shown
D denotes multiple-event rule in affect

WOMEN

3



Texas A&M

Southeastern Conference

unch

Event	Scrd As	Athlete	Yr	Scored Mark	Date	Pl. Pts.	Bonus	TOTAL	
Scored bests come from CURRENT season									
▶ 60	7	Olivia EKPONÉ	JR	7.28	1/31/14	9	0.97	9.97	
▶ 60	15	Jennifer MADU	SO	7.33	1/25/14	1.5	0.45	1.95	
▶ 60	16	Ashley COLLIER	SR	7.34	1/31/14	1.25	0.37	1.62	
▶ 60	16	Aaliyah BROWN	FR	7.34	1/31/14	1.25	0.37	1.62	
▶ 60	22	Kamaria BROWN	JR	7.36	1/25/14	0.5	0.22	0.72	
▶ 200	1	Kamaria BROWN	JR	22.80	2/15/14	20	2.67	22.67	
▶ 200	6	Ashton PURVIS	JR	23.26	2/15/14	10	1.00	11.00	
▶ 200	18	Olivia EKPONÉ	JR	23.55	1/25/14	0.9	0.30	1.20	
▶ 200	26	Shamier LITTLE	FR	23.72	2/7/14	0.15	0.07	0.22	
▶ 200	31	Ashley COLLIER	SR	23.74	1/31/14	0.04	0.04	0.08	
▶ 400	3	Shamier LITTLE	FR	52.44	2/15/14	16	1.58	17.58	
▶ 400	7	Kamaria BROWN	JR	52.71	1/31/14	D	9	1.08	3.08
▶ 400	13	Janeil BELLILLE	SR	53.05	2/7/14	3	0.51	3.51	
▶ 400	15	Olivia EKPONÉ	JR	53.15	2/15/14	1.5	0.39	1.89	
▶ 5000	23	Grace FLETCHER	JR	16:13.71	2/7/14	0.4	0.00	0.40	
▶ 5000	31	Hillary MONTGOMERY	JR	16:19.91	2/7/14	0.04	0.00	0.04	
▶ 4x400	3	Mayungbe, Brown, Bellille, Ekpone		3:31.07	1/31/14	16	2.61	18.61	
▶ PV	34	Brittany WOOTEN	SO	4.08m	13-4½	0.015	0.00	0.01	
▶ LJ	14	LaQue MOEN-DAVIS	SO	6.25m	20-6½	2	0.33	2.33	
▶ TJ	3	LaQue MOEN-DAVIS	SO	13.49m	44-3½	16	2.51	18.51	
▶ WT	1	Brea GARRETT	JR	22.66m	74-4½	20	4.28	24.28	
Scored bests come from PRE-SEASON DATA									
▶ PENT	18	Jena HEMANN	JR	4,017	2/22/13	0.9	0.17	1.07	
▶ PENT	23	Annie KUNZ	JR	3,994	2/22/13	0.4	0.07	0.47	
Team Total								142.85	

4



Arkansas

Southeastern Conference

unch

Event	Scrd As	Athlete	Yr	Scored Mark		Date	Pl. Pts.	Bonus	TOTAL	
Scored bests come from CURRENT season										
▶ 60	12	Regine WILLIAMS	FR	7.32		1/31/14	4	0.53	4.53	
▶ 200	4	Regine WILLIAMS	FR	23.06		1/31/14	14	1.69	15.69	
▶ 400	11	Chrishuna WILLIAMS	JR	52.95		2/14/14	5	0.65	5.65	
▶ 800	15	Stephanie BROWN	SR	2:05.82		1/31/14	1.5	0.52	2.02	
▶ Mile	2	Grace HEYMSFIELD	SR	4:34.22		1/31/14	18	1.60	19.60	
▶ Mile	7	Stephanie BROWN	SR	4:35.86 OT		2/14/14	9	1.07	10.07	
▶ Mile	9	Dominique SCOTT	JR	4:36.11		1/31/14	D	7	0.99	2.99
▶ 3000	5	Dominique SCOTT	JR	9:02.33 OT		2/14/14	12	1.51	13.51	
▶ 3000	8	Grace HEYMSFIELD	SR	9:05.16 OT		2/14/14	D	8	1.02	3.02
▶ 5000	22	Dominique SCOTT	JR	16:13.44		1/31/14	0.5	0.01	0.51	
▶ 5000	25	Diane ROBISON	JR	16:14.54 OT		2/14/14	0.2	0.00	0.20	
▶ 4x400	10	Harper, Williams, Williams, Swinton		3:34.70		2/14/14	4	0.82	4.82	
▶ DMR	4	Heymsfield, Williams, Brown, Scott		10:57.15		2/7/14	14	2.10	16.10	
▶ PV	14	Ariel VOSKAMP	SO	4.25m	13-11½	2/7/14	2	0.38	2.38	
▶ PV	19	Danielle NOWELL	SR	4.20m	13-9½	2/7/14	0.8	0.08	0.88	
▶ PV	30	Megan ZIMLICH	SO	4.10m	13-5½	2/7/14	0.05	0.00	0.05	
▶ LJ	11	Tamara MYERS	JR	6.29m	20-7½	1/24/14	5	0.68	5.68	
▶ TJ	6	Tamara MYERS	JR	13.12m	43-½	1/31/14	10	1.00	11.00	
▶ PENT	9	Alex GOCHENOUR	SO	4,116		1/31/14	7	0.82	7.82	
Team Total									126.50	

"Scrd As", short for "Scored As", Standing used for place points portion of performance's score combining preseason data (when applied) to current season data

Numbers in BLACK are both the performance's actual NCAA rank AND "scored as" rank Numbers in RED indicate actual NCAA rank does not exist or is worse than "scored as" rank Numbers in BLUE indicate actual NCAA rank is better than "scored as" rank

USTFCCCA Non-Member

Non-Member Schools Will NOT be ranked, beginning Week 2



2014 Indoor Track & Field, Week #5

Only those who score >0.01 pts are shown
D denotes multiple-event rule in affect

WOMEN

5



Texas

Big 12 Conference

unch

Event	Scrd As	Athlete	Yr	Scored Mark	Date	Pl. Pts.	Bonus	TOTAL
Scored bests come from CURRENT season								
▶ 60	4	Morolake AKINOSUN	SO	7.25	2/14/14	14	1.32	15.32
▶ 200	13	Ashley SPENCER	JR	23.46 OT	1/30/14	D 3	0.52	2.52
▶ 200	15	Courtney OKOLO	SO	23.48	2/14/14	1.5	0.47	1.97
▶ 200	26	Morolake AKINOSUN	SO	23.72 OT	1/30/14	0.15	0.07	0.22
▶ 400	2	Ashley SPENCER	JR	52.33	2/14/14	18	1.78	19.78
▶ 400	5	Courtney OKOLO	SO	52.51cA 52.40	2/7/14	12	1.45	13.45
▶ 400	15	Briana NELSON	SR	53.15	2/14/14	1.5	0.39	1.89
▶ 400	19	Kendall BAISDEN	FR	53.23	2/14/14	0.8	0.30	1.10
▶ 400	29	Danielle DOWIE	SR	53.47	2/14/14	0.075	0.13	0.20
▶ 3000	16	Sara SUTHERLAND	SR	9:10.54	1/31/14	1.25	0.35	1.60
▶ 5000	11	Sara SUTHERLAND	SR	15:53.98 OT	2/14/14	5	0.89	5.89
▶ 5000	32	Olivia MICKLE	SR	16:20.07 OT	2/14/14	0.03	0.00	0.03
▶ 60H	13	Morgan SNOW	JR	8.23	2/14/14	3	0.35	3.35
▶ 4x400	1	Baisden, Nelson, Okolo, Spencer		3:30.12	2/14/14	20	3.16	23.16
▶ DMR	19	Hall, Dorner, Hamilton, Sutherland		11:22.16	1/31/14	0.3	0.00	0.30
▶ HJ	12	Shanay BRISCOE	SR	1.82m 5-11½	1/31/14	4	0.50	4.50
▶ PV	1	Kaitlin PETRILLOSE	SO	4.45m 14-7½	2/7/14	20	3.46	23.46
Scored bests come from PRE-SEASON DATA								
▶ PENT	13	Shanay BRISCOE	SR	4,039	3/9/13	3	0.28	3.28
Team Total								122.01

6



Kentucky

Southeastern Conference

unch

Event	Scrd As	Athlete	Yr	Scored Mark	Date	Pl. Pts.	Bonus	TOTAL
Scored bests come from CURRENT season								
▶ 60	1	Dezerea BRYANT	JR	7.16	2/14/14	20	2.40	22.40
▶ 60	12	Kendra HARRISON	JR	7.32	2/7/14	4	0.53	4.53
▶ 60	33	Keilah TYSON	JR	7.39	2/14/14	0.02	0.09	0.11
▶ 200	2	Dezerea BRYANT	JR	22.82	2/7/14	18	2.59	20.59
▶ 200	14	Kendra HARRISON	JR	23.47	2/7/14	2	0.49	2.49
▶ 800	30	Allison PEARE	SR	2:06.93	2/7/14	0.05	0.07	0.12
▶ Mile	6	Allison PEARE	SR	4:35.80 OT	2/14/14	10	1.09	11.09
▶ 60H	1	Kendra HARRISON	JR	7.96	1/24/14	20	3.05	23.05
▶ 60H	14	Kayla PARKER	SR	8.24	12/13/13	2	0.31	2.31
▶ 60H	21	Leah NUGENT	JR	8.27	1/24/14	0.6	0.20	0.80
▶ 4x400	5	Phillips, Bryant, Whaley, Harrison		3:33.35 OT	1/24/14	12	1.33	13.33
Team Total								100.82

7



Georgia

Southeastern Conference

unch

Event	Scrd As	Athlete	Yr	Scored Mark	Date	Pl. Pts.	Bonus	TOTAL
Scored bests come from CURRENT season								
▶ 800	16	Megan MALASARTE	SR	2:05.87 OT	2/14/14	1.25	0.49	1.74
▶ 60H	14	Kendell WILLIAMS	FR	8.24	2/15/14	2	0.31	2.31
▶ HJ	2	Leontia KALLENOU	FR	1.88m 6-2	1/18/14	18	2.79	20.79
▶ HJ	17	Kendell WILLIAMS	FR	1.81m 5-11½	1/24/14	1	0.25	1.25
▶ PV	7	Morgann LELEUX	JR	4.32m 14-2	2/15/14	9	1.10	10.10
▶ LJ	2	Chanice PORTER	SO	6.47m 21-2¾	2/7/14	18	2.62	20.62
▶ LJ	14	Kendell WILLIAMS	FR	6.25m 20-6¼	1/24/14	2	0.33	2.33
▶ LJ	29	Lucie ONDRASCHKOVA	SR	6.12m 20-1	1/24/14	0.075	0.00	0.08
▶ PENT	2	Kendell WILLIAMS	FR	4,302	1/24/14	18	3.05	21.05
Scored bests come from PRE-SEASON DATA								
▶ PENT	3	Lucie ONDRASCHKOVA	SR	4,228	3/9/13	16	2.04	18.04
Team Total								98.30

"Scrd As", short for "Scored As", Standing used for place points portion of performance's score combining preseason data (when applied) to current season data

Numbers in BLACK are both the performance's actual NCAA rank AND "scored as" rank Numbers in RED indicate actual NCAA rank does not exist or is worse than "scored as" rank Numbers in BLUE indicate actual NCAA rank is better than "scored as" rank

USTFCCCA Non-Member

Non-Member Schools Will NOT be ranked, beginning Week 2



USTFCCCA NCAA Division I National Team Computer Rankings

as of 2/24/2014 2:08:58 PM

2014 Indoor Track & Field, Week #5

Only those who score >0.01 pts are shown
D denotes multiple-event rule in affect

WOMEN

8



Providence

BIG EAST Conference

unch

Event	Scrd As	Athlete	Yr	Scored Mark	Date	Pl. Pts.	Bonus	TOTAL
Scored bests come from CURRENT season								
▶ Mile	10	Laura NAGEL	JR	4:36.89	1/24/14	D 6	0.74	2.74
▶ Mile	29	Emily SISSON	JR	4:40.00	1/24/14	0.075	0.09	0.16
▶ 3000	3	Emily SISSON	JR	9:00.76	2/7/14	16	1.78	17.78
▶ 3000	4	Laura NAGEL	JR	9:01.35	2/7/14	14	1.68	15.68
▶ 5000	2	Emily SISSON	JR	15:40.62	12/7/13	18	2.10	20.10
▶ 5000	3	Sarah COLLINS	SO	15:41.00	12/7/13	16	2.06	18.06
▶ 5000	4	Laura NAGEL	JR	15:42.60	12/7/13	14	1.90	15.90

Team Total 90.41

9



Stanford

Mountain Pacific Sports Federation

unch

Event	Scrd As	Athlete	Yr	Scored Mark	Date	Pl. Pts.	Bonus	TOTAL
Scored bests come from CURRENT season								
▶ 400	26	Kristyn WILLIAMS	SO	53.39 OT	1/18/14	0.15	0.18	0.33
▶ 800	2	Justine FEDRONIC	SR	2:03.25	1/31/14	18	2.17	20.17
▶ 800	7	Claudia SAUNDERS	SO	2:05.07 OT	2/14/14	9	0.88	9.88
▶ 800	10	Amy WEISSENBAACH	SO	2:05.50	1/31/14	6	0.66	6.66
▶ 3000	15	Kathy KROEGER	SR	9:10.34	1/31/14	1.5	0.37	1.87
▶ 5000	9	Kathy KROEGER	SR	15:53.35 OT	2/14/14	7	0.94	7.94
▶ 5000	10	Aisling CUFFE	JR	15:53.95 OT	2/14/14	6	0.90	6.90
▶ DMR	1	Weissenbach, Williams, Saunders, Fedronic		10:54.04	1/31/14	20	2.61	22.61

Team Total 76.35

10



Dartmouth

Ivy League

▲ 13

Event	Scrd As	Athlete	Yr	Scored Mark	Date	Pl. Pts.	Bonus	TOTAL
Scored bests come from CURRENT season								
▶ 800	19	Megan KRUMPOCH	SR	2:06.31	1/24/14	0.8	0.29	1.09
▶ Mile	1	Abbey D'AGOSTINO	SR	4:28.31	1/24/14	D 20	3.58	5.58
▶ 3000	1	Abbey D'AGOSTINO	SR	8:51.91	2/15/14	20	3.34	23.34
▶ 3000	27	Dana GIORDANO	SO	9:16.78	2/7/14	0.125	0.00	0.13
▶ 5000	1	Abbey D'AGOSTINO	SR	15:40.55	12/14/13	20	2.10	22.10
▶ DMR	9	Giordano, Meech, Krumpoch, D'Agostino		11:02.21	1/31/14	5	1.27	6.27

Scored bests come from PRE-SEASON DATA

▶ PENT	29	Janae DUNCHACK	SR	3,940	2/23/13	0.075	0.00	0.08
--------	----	----------------	----	-------	---------	-------	------	------

Team Total 58.59

11



Penn State

Big Ten Conference

▼ 1

Event	Scrd As	Athlete	Yr	Scored Mark	Date	Pl. Pts.	Bonus	TOTAL
Scored bests come from CURRENT season								
▶ 60	5	Mahagony JONES	SR	7.26	1/31/14	12	1.21	13.21
▶ 200	8	Mahagony JONES	SR	23.34 OT	2/14/14	8	0.81	8.81
▶ 200	34	Kiah SEYMOUR	SO	23.77	2/7/14	0.015	0.01	0.02
▶ 400	8	Kiah SEYMOUR	SO	52.74 OT	2/14/14	8	1.03	9.03
▶ 3000	23	Tori GERLACH	SO	9:14.75	1/31/14	0.4	0.11	0.51
▶ 60H	9	Evonne BRITTON	SR	8.15	1/31/14	7	0.92	7.92
▶ 4x400	7	McGee, Seymour, Rhodes, Jones		3:34.22	2/7/14	8	1.00	9.00
▶ WT	12	Melissa KURZDORFER	SR	20.88m 68-6	2/7/14	4	0.31	4.31
▶ WT	29	Rachel FATHERLY	SO	20.13m 66-½	2/7/14	0.075	0.00	0.08
▶ PENT	11	Brittney HOWELL	SR	4,061	1/31/14	5	0.38	5.38

Team Total 58.25

"Scrd As", short for "Scored As", Standing used for place points portion of performance's score combining preseason data (when applied) to current season data

Numbers in BLACK are both the performance's actual NCAA rank AND "scored as" rank Numbers in RED indicate actual NCAA rank does not exist or is worse than "scored as" rank Numbers in BLUE indicate actual NCAA rank is better than "scored as" rank

USTFCCCA Non-Member

Non-Member Schools Will NOT be ranked, beginning Week 2



USTFCCCA NCAA Division I National Team Computer Rankings

as of 2/24/2014 2:08:58 PM

2014 Indoor Track & Field, Week #5

Only those who score >0.01 pts are shown
D denotes multiple-event rule in affect

WOMEN

12



Texas Tech

Big 12 Conference

▲ 5

Event	Scrd As	Athlete	Yr	Scored Mark	Date	Pl. Pts.	Bonus	TOTAL
Scored bests come from CURRENT season								
▶ 60	16	Cierra WHITE	JR	7.34cA 7.32	2/7/14	1.25	0.37	1.62
▶ 200	12	Cierra WHITE	JR	23.43	2/14/14	4	0.59	4.59
▶ 400	27	Christen RIVERS	JR	53.40	2/14/14	0.125	0.17	0.30
▶ 400	28	Montenae ROYE-SPEIGHT	JR	53.42	2/14/14	0.1	0.16	0.26
▶ 60H	4	Le'Tristan PLEDGER	SO	8.09cA 8.07	2/7/14	14	1.53	15.53
▶ 4x400	6	Blake, Rivers, White, Roye-Speight		3:34.12 OT	2/22/14	10	1.04	11.04
▶ LJ	7	Le'Tristan PLEDGER	SO	6.32m 20-9	2/22/14	9	0.95	9.95
▶ LJ	8	Shanice STEWART	SO	6.30m 20-8	1/31/14	8	0.77	8.77
▶ PENT	21	Shanice STEWART	SO	4,000	1/31/14	0.6	0.09	0.69
Team Total								52.75

13



North Carolina

Atlantic Coast Conference

▼ 1

Event	Scrd As	Athlete	Yr	Scored Mark	Date	Pl. Pts.	Bonus	TOTAL
Scored bests come from CURRENT season								
▶ 800	12	Elizabeth WHELAN	SO	2:05.59cf 2:07.03	1/31/14	D 4	0.62	2.62
▶ Mile	5	Elizabeth WHELAN	SO	4:35.69cf 4:38.41	2/14/14	12	1.12	13.12
▶ Mile	8	Annie LEHARDY	JR	4:35.94cf 4:38.67	2/14/14	8	1.04	9.04
▶ 3000	18	Annie LEHARDY	JR	9:11.83cf 9:16.56	1/31/14	0.9	0.27	1.17
▶ DMR	13	Whelan, Floyd, Rempel, LeHardy		11:12.47 OT	2/22/14	0.9	0.33	1.23
▶ PV	26	Cameron OVERSTREET	JR	4.11m 13-5½	1/17/14	0.15	0.00	0.15
▶ TJ	19	Tristine JOHNSON	SR	12.87m 42-2½	1/17/14	0.8	0.19	0.99
▶ SP	7	Sarah HOWARD	SO	16.98m 55-8½	2/22/14	9	1.09	10.09
Scored bests come from PRE-SEASON DATA								
▶ PENT	5	Xenia RAHN	JR	4,191	1/25/13	12	1.53	13.53
Team Total								51.95

14



LSU

Southeastern Conference

▼ 3

Event	Scrd As	Athlete	Yr	Scored Mark	Date	Pl. Pts.	Bonus	TOTAL
Scored bests come from CURRENT season								
▶ 60	22	Jada MARTIN	FR	7.36	2/21/14	0.5	0.22	0.72
▶ 60H	2	Jasmin STOWERS	SR	8.01cA 7.99	2/1/14	18	2.46	20.46
▶ 60H	27	Mariah GEORGETOWN	JR	8.31	2/21/14	0.125	0.05	0.17
▶ 60H	31	Chanice CHASE	SO	8.33	2/21/14	0.04	0.00	0.04
▶ 4x400	11	Martin, Tracey, Brown, Chase		3:34.89	2/14/14	2	0.75	2.75
▶ LJ	8	Nataliyah FRIAR	FR	6.30m 20-8	2/14/14	8	0.77	8.77
▶ TJ	8	Lynnika PITTS	SR	13.03m 42-9	2/1/14	8	0.69	8.69
▶ TJ	30	Keri EMANUEL	SR	12.69m 41-7½	2/14/14	0.05	0.00	0.05
▶ SP	31	Tori BLISS	JR	15.88m 52-1¼	2/1/14	0.04	0.00	0.04
▶ WT	7	Denise HINTON	SR	21.36m 70-1	2/7/14	9	1.10	10.10
Team Total								51.80

15



Georgetown

BIG EAST Conference

▲ 19

Event	Scrd As	Athlete	Yr	Scored Mark	Date	Pl. Pts.	Bonus	TOTAL
Scored bests come from CURRENT season								
▶ 800	4	Andrea KEKLAK	JR	2:04.64 OT	2/14/14	14	1.18	15.18
▶ 800	5	Sabrina SOUTHERLAND	FR	2:04.85	2/21/14	12	1.04	13.04
▶ 3000	14	Katrina COOGAN	SO	9:10.27	1/31/14	2	0.38	2.38
▶ DMR	2	Neczypor, Keenan, Keklak, Coogan		10:55.63	2/21/14	18	2.35	20.35
Team Total								50.95

16



South Dakota

The Summit League

▼ 2

Event	Scrd As	Athlete	Yr	Scored Mark	Date	Pl. Pts.	Bonus	TOTAL
Scored bests come from CURRENT season								
▶ HJ	3	Megan GLISAR	SR	1.85m 6-½	2/14/14	16	1.57	17.57
▶ PV	2	Emily GROVE	JR	4.37m 14-4	2/14/14	18	2.00	20.00
▶ PV	9	Bethany FIRSICK	SR	4.31m 14-1½	2/8/14	7	0.95	7.95
Team Total								45.52

"Scrd As", short for "Scored As", Standing used for place points portion of performance's score combining preseason data (when applied) to current season data

Numbers in BLACK are both the performance's actual NCAA rank AND "scored as" rank Numbers in RED indicate actual NCAA rank does not exist or is worse than "scored as" rank Numbers in BLUE indicate actual NCAA rank is better than "scored as" rank

USTFCCCA Non-Member

Non-Member Schools Will NOT be ranked, beginning Week 2



2014 Indoor Track & Field, Week #5

Only those who score >0.01 pts are shown
D denotes multiple-event rule in affect

WOMEN

17



Purdue

Big Ten Conference

▼ 2

Event	Scrd As	Athlete	Yr	Scored Mark	Date	Pl. Pts.	Bonus	TOTAL
Scored bests come from CURRENT season								
800	29	Kari SHOOLBRAID	JR	2:06.90 OT	2/22/14	0.075	0.07	0.15
LJ	28	Nikki NUNN	SR	6.13m 20-1½	1/11/14	0.1	0.00	0.10
TJ	9	Cierra BROWN	SO	13.00m 42-8	2/15/14	7	0.59	7.59
SP	4	Dani BUNCH	SR	17.19m 56-4¾	1/31/14	14	1.68	15.68
WT	2	Dani BUNCH	SR	22.35m 73-4	1/18/14	18	3.44	21.44
Team Total								44.96

18



Villanova

BIG EAST Conference

▲ 33

Event	Scrd As	Athlete	Yr	Scored Mark	Date	Pl. Pts.	Bonus	TOTAL
Scored bests come from CURRENT season								
▶ 800	9	Kelsey MARGEY	SO	2:05.43	2/21/14	7	0.70	7.70
▶ 800	14	Nicky AKANDE	SR	2:05.77	2/21/14	2	0.54	2.54
▶ Mile	3	Emily LIPARI	SR	4:35.24	2/15/14	16	1.27	17.27
▶ Mile	26	Stephanie SCHAPPERT	JR	4:39.45	2/7/14	0.15	0.15	0.30
▶ 3000	13	Emily LIPARI	SR	9:09.37	1/31/14	D	3	2.48
▶ DMR	5	Schappert, Wilkins, Piccirillo, Lipari		10:59.74	2/21/14	12	1.67	13.67
Team Total								43.95

19



UCLA

Mountain Pacific Sports Federation

▼ 6

Event	Scrd As	Athlete	Yr	Scored Mark	Date	Pl. Pts.	Bonus	TOTAL
Scored bests come from CURRENT season								
3000	6	Kelsey SMITH	JR	9:04.31 OT	1/31/14	10	1.16	11.16
HJ	30	Caroline GYLLENBERN	FR	1.78m 5-10	1/24/14	0.05	0.00	0.05
PV	26	Natasha KOLBO	SR	4.11m 13-5¾	2/14/14	0.15	0.00	0.15
LJ	3	Kylie PRICE	JR	6.45m 21-2	2/1/14	16	2.36	18.36
WT	6	Ida STORM	SR	21.37m 70-1½	2/14/14	10	1.12	11.12
Scored bests come from PRE-SEASON DATA								
PENT	15	Tatum SOUZA	SR	4,023	2/22/13	1.5	0.20	1.70
Team Total								42.55

20



Iowa State

Big 12 Conference

▼ 2

Event	Scrd As	Athlete	Yr	Scored Mark	Date	Pl. Pts.	Bonus	TOTAL
Scored bests come from CURRENT season								
800	3	Ejiroghene OKORO	SR	2:03.91 OT	2/14/14	16	1.70	17.70
DMR	12	Rotich, Okoro, Okoro, Brown		11:11.93	2/7/14	1	0.36	1.36
SP	1	Christina HILLMAN	JR	17.51m 57-5¾	12/6/13	20	2.84	22.84
Team Total								41.90

21



Akron

Mid-American Conference

▼ 1

Event	Scrd As	Athlete	Yr	Scored Mark	Date	Pl. Pts.	Bonus	TOTAL
Scored bests come from CURRENT season								
PV	3	Annika ROLOFF	SO	4.36m 14-3¾	2/7/14	16	1.82	17.82
TJ	10	Weronika GAUDYN	FR	12.99m 42-7¾	2/7/14	6	0.55	6.55
SP	21	Alexis COOKS	SO	16.20m 53-1¾	2/14/14	0.6	0.00	0.60
WT	4	Brittany FUNK	JR	21.77m 71-5¾	1/17/14	14	1.88	15.88
Team Total								40.86

22



Kent State

Mid-American Conference

▲ 8

Event	Scrd As	Athlete	Yr	Scored Mark	Date	Pl. Pts.	Bonus	TOTAL
Scored bests come from CURRENT season								
60H	29	Ann Marie DUFFUS	JR	8.32	2/15/14	0.075	0.01	0.09
HJ	3	Dior DELOPHONT	SO	1.85m 6-¾	2/22/14	16	1.57	17.57
TJ	34	Dior DELOPHONT	SO	12.65m 41-6	1/24/14	0.015	0.00	0.01
SP	9	Danniel THOMAS	SO	16.97m 55-8¾	2/22/14	7	1.07	8.07
SP	10	Joh'vonnice MOSLEY	SR	16.92m 55-6¾	2/22/14	6	0.95	6.95
WT	9	Jackie LEPPELMEIER	JR	21.14m 69-4¾	1/31/14	7	0.70	7.70
Team Total								40.39

"Scrd As", short for "Scored As", Standing used for place points portion of performance's score combining preseason data (when applied) to current season data

Numbers in BLACK are both the performance's actual NCAA rank AND "scored as" rank Numbers in RED indicate actual NCAA rank does not exist or is worse than "scored as" rank Numbers in BLUE indicate actual NCAA rank is better than "scored as" rank

USTFCCCA Non-Member

Non-Member Schools Will NOT be ranked, beginning Week 2



2014 Indoor Track & Field, Week #5

Only those who score >0.01 pts are shown
D denotes multiple-event rule in affect

WOMEN

23



Mississippi State

Southeastern Conference

▼ 1

Event	Scrd As	Athlete	Yr	Scored Mark	Date	Pl. Pts.	Bonus	TOTAL
Scored bests come from CURRENT season								
► Mile	25	Rhianwedd PRICE	FR	4:39.37	2/14/14	0.2	0.15	0.35
► DMR	17	Huston, Bougard, Archer, Price		11:15.34	2/14/14	0.5	0.18	0.68
► LJ	5	Erica BOUGARD	JR	6.38m	20-11½	12	1.47	13.47
► LJ	23	Rochelle FARQUHARSON	SR	6.17m	20-3	0.4	0.00	0.40
► TJ	29	Ebony BRINKER	JR	12.71m	41-8½	0.075	0.00	0.08

Scored bests come from PRE-SEASON DATA

► PENT	1	Erica BOUGARD	JR	4,399	3/9/13	20	4.37	24.37
--------	---	---------------	----	-------	--------	----	------	-------

Team Total 39.35

24



Duke

Atlantic Coast Conference

▼ 5

Event	Scrd As	Athlete	Yr	Scored Mark		Date	Pl. Pts.	Bonus	TOTAL
Scored bests come from CURRENT season									
► 3000	22	Juliet BOTTORFF	SR	9:14.13cf	9:18.88	1/31/14	0.5	0.14	0.64
► 5000	7	Juliet BOTTORFF	SR	15:49.80 OT		2/14/14	9	1.19	10.19
► DMR	11	Banks, Kerpon, Meier, Huth		11:06.87 OT		2/14/14	2	0.70	2.70
► HJ	12	Karli JOHONNOT	SO	1.82m	5-11½	1/23/14	4	0.50	4.50
► PV	3	Megan CLARK	SO	4.36m	14-3½	2/7/14	16	1.82	17.82
► SP	25	Michelle ANUMBA	SR	16.05m	52-8	2/21/14	0.2	0.00	0.20
► PENT	14	Karli JOHONNOT	SO	4,038		1/23/14	2	0.27	2.27

Team Total 38.33

25



Missouri

Southeastern Conference

▼ 1

Event	Scrd As	Athlete	Yr	Scored Mark		Date	Pl. Pts.	Bonus	TOTAL
Scored bests come from CURRENT season									
► SP	1	Kearsten PEOPLES	JR	17.51m	57-5½	2/14/14	20	2.84	22.84
► SP	11	Jill RUSHIN	JR	16.90m	55-5½	2/21/14	5	0.90	5.90
► SP	28	Katie EVANS	SR	16.00m	52-6	12/6/13	0.1	0.00	0.10
► WT	8	Kearsten PEOPLES	JR	21.18m	69-6	1/18/14	8	0.78	8.78

Team Total 37.62

26



Maryland

Atlantic Coast Conference

▼ 5


Event	Scrd As	Athlete	Yr	Scored Mark		Date	Pl. Pts.	Bonus	TOTAL
Scored bests come from CURRENT season									
► HJ	3	Amina SMITH	SR	1.85m	6-¾	2/11/14	16	1.57	17.57
► HJ	6	Amber MELVILLE	JR	1.84m	6-¾	2/7/14	10	1.16	11.16
► HJ	17	Thea LAFOND	JR	1.81m	5-11¼	1/11/14	1	0.25	1.25
► LJ	24	Thea LAFOND	JR	6.16m	20-2½	1/18/14	0.3	0.00	0.30
► TJ	23	Thea LAFOND	JR	12.85m	42-2	1/11/14	0.4	0.15	0.55

Scored bests come from PRE-SEASON DATA

► PENT	10	Thea LAFOND	JR	4,111	2/21/13	6	0.77	6.77
--------	----	-------------	----	-------	---------	---	------	------

Team Total 37.60

27



Florida State

Atlantic Coast Conference

▼ 11

Event	Scrd As	Athlete	Yr	Scored Mark		Date	Pl. Pts.	Bonus	TOTAL
Scored bests come from CURRENT season									
► 60	22	Marecia PEMBERTON	SR	7.36		2/14/14	0.5	0.22	0.72
► 400	30	Sage WATSON	SO	53.53cA	53.42	1/24/14	0.05	0.09	0.14
► Mile	4	Colleen QUIGLEY	JR	4:35.38 OT		2/14/14	14	1.22	15.22
► Mile	21	Georgia PEEL	SO	4:38.41cA	4:44.61	1/24/14	0.6	0.29	0.89
► Mile	22	Linden HALL	JR	4:38.50 OT		2/14/14	0.5	0.27	0.77
► 3000	33	Colleen QUIGLEY	JR	9:18.85		1/18/14	0.02	0.00	0.02
► 5000	13	Hannah WALKER	JR	15:58.15 OT		2/14/14	3	0.62	3.62
► DMR	8	Hall, Ichite, Peel, Quigley		11:01.59 OT		2/14/14	6	1.37	7.37
► LJ	18	Der'Renae FREEMAN	SO	6.24m	20-5½	1/24/14	0.9	0.24	1.14
► TJ	26	Izehi ILESO	SR	12.74m	41-9½	1/24/14	0.15	0.00	0.15
► SP	20	Chelsea WHALEN	SR	16.27m	53-4½	1/31/14	0.7	0.01	0.71
► SP	27	Kellion KNIBB	SO	16.01m	52-6½	1/24/14	0.125	0.00	0.13
► WT	10	Briana CHERRY-BRONSON	JR	20.98m	68-10	1/24/14	6	0.41	6.41

Team Total 37.30

"Scrd As", short for "Scored As", Standing used for place points portion of performance's score combining preseason data (when applied) to current season data

Numbers in BLACK are both the performance's actual NCAA rank AND "scored as" rank Numbers in RED indicate actual NCAA rank does not exist or is worse than "scored as" rank Numbers in BLUE indicate actual NCAA rank is better than "scored as" rank

USTFCCCA Non-Member

Non-Member Schools Will NOT be ranked, beginning Week 2



USTFCCCA NCAA Division I National Team Computer Rankings

as of 2/24/2014 2:08:59 PM

2014 Indoor Track & Field, Week #5

Only those who score >0.01 pts are shown
D denotes multiple-event rule in affect

WOMEN

28



Baylor

Big 12 Conference

▼ 2

Event	Scrd As	Athlete	Yr	Scored Mark	Date	Pl. Pts.	Bonus	TOTAL
Scored bests come from CURRENT season								
▶ 3000	11	Rachel JOHNSON	JR	9:08.36 OT	2/14/14	5	0.59	5.59
▶ 60H	3	Tiffani MCREYNOLDS	SR	8.05	1/24/14	16	2.00	18.00
▶ 4x400	17	Nichols, Rhone, Williams, Nwachukwu		3:37.53	2/14/14	0.5	0.00	0.50
▶ TJ	6	Brianna RICHARDSON	SO	13.12m 43-½	1/24/14	10	1.00	11.00
▶ WT	33	Erin ATKINSON	SR	20.04m 65-9	1/24/14	0.02	0.00	0.02
Team Total								35.11

29



Southern California

Mountain Pacific Sports Federation

▼ 2

Event	Scrd As	Athlete	Yr	Scored Mark	Date	Pl. Pts.	Bonus	TOTAL
Scored bests come from CURRENT season								
▶ 60	16	Tynia GAITHER	JR	7.34	2/7/14	1.25	0.37	1.62
▶ 60	26	Jessica DAVIS	SR	7.37	2/7/14	0.15	0.17	0.32
▶ 60	26	Alexis FAULKNER	SO	7.37	2/7/14	0.15	0.17	0.32
▶ 200	7	Tynia GAITHER		23.31	2/14/14	9	0.88	9.88
▶ 200	8	Jessica DAVIS	SR	23.34	2/14/14	8	0.81	8.81
▶ 200	16	CoCo NDIPAGBOR	JR	23.51	2/14/14	1.25	0.40	1.65
▶ 200	26	Jenna PUTERBAUGH	SR	23.72ca 23.65	1/24/14	0.15	0.07	0.22
▶ 200	34	Loudia LAARMAN	SR	23.77	2/14/14	0.015	0.01	0.02
▶ 400	18	CoCo NDIPAGBOR	JR	53.20	2/14/14	0.9	0.33	1.23
▶ 60H	19	Lauren BLACKBURN	SR	8.26	2/14/14	0.8	0.23	1.03
▶ 4x400	8	Ndipagbor, Jones, Liverpool, Stepter		3:34.51	2/14/14	6	0.89	6.89
▶ LJ	27	Alexis FAULKNER		6.14m 20-1¾	2/14/14	0.125	0.00	0.13
Team Total								32.12

30



Michigan

Big Ten Conference

▼ 5

Event	Scrd As	Athlete	Yr	Scored Mark	Date	Pl. Pts.	Bonus	TOTAL
Scored bests come from CURRENT season								
▶ 60	34	Cindy OFILI	SO	7.40	2/14/14	0.015	0.05	0.07
▶ 800	18	Brook HANDLER	JR	2:06.16 OT	2/14/14	0.9	0.36	1.26
▶ 800	20	Jaimie PHELAN	FR	2:06.38 OT	2/14/14	0.7	0.26	0.96
▶ Mile	14	Brook HANDLER	JR	4:37.68 OT	2/7/14	2	0.48	2.48
▶ 3000	17	Erin FINN	FR	9:11.10cf 9:15.82	1/18/14	1	0.31	1.31
▶ 5000	12	Erin FINN	FR	15:57.32 OT	2/14/14	4	0.68	4.68
▶ 60H	10	Cindy OFILI	SO	8.20	2/14/14	6	0.54	6.54
▶ DMR	7	Phelan, Long, Pfeifer, Handler		11:00.20 OT	2/14/14	8	1.60	9.60
▶ PV	14	Kiley TOBEL	SR	4.25m 13-11¾	1/18/14	2	0.38	2.38
Scored bests come from PRE-SEASON DATA								
▶ PENT	30	Erin BUSBEE	SR	3,933	2/8/13	0.05	0.00	0.05
Team Total								29.33

31



Alabama

Southeastern Conference

▼ 2

Event	Scrd As	Athlete	Yr	Scored Mark	Date	Pl. Pts.	Bonus	TOTAL
Scored bests come from CURRENT season								
▶ 60	6	Remona BURCHELL	JR	7.27	2/14/14	10	1.09	11.09
▶ 200	31	Remona BURCHELL	JR	23.74	2/14/14	0.04	0.04	0.08
▶ 800	25	Yanique MALCOLM	SR	2:06.58 OT	1/24/14	0.2	0.17	0.37
▶ PV	5	Alexis PAINE	SR	4.35m 14-3¾	2/7/14	12	1.64	13.64
▶ LJ	14	Quanesha BURKS	FR	6.25m 20-6¾	2/14/14	2	0.33	2.33
▶ WT	27	Nia BARNES	SO	20.25m 66-5¾	2/14/14	0.125	0.00	0.13
Team Total								27.64

"Scrd As", short for "Scored As", Standing used for place points portion of performance's score combining preseason data (when applied) to current season data

Numbers in BLACK are both the performance's actual NCAA rank AND "scored as" rank Numbers in RED indicate actual NCAA rank does not exist or is worse than "scored as" rank Numbers in BLUE indicate actual NCAA rank is better than "scored as" rank

USTFCCCA Non-Member

Non-Member Schools Will NOT be ranked, beginning Week 2



2014 Indoor Track & Field, Week #5

Only those who score >0.01 pts are shown
D denotes multiple-event rule in affect

WOMEN

32



South Carolina

Southeastern Conference

▲ 3

Event	Scrd As	Athlete	Yr	Scored Mark	Date	Pl. Pts.	Bonus	TOTAL	
Scored bests come from CURRENT season									
▶ 400	23	Precious HOLMES	FR	53.33	2/7/14	0.4	0.21	0.61	
▶ 4x400	12	Holmes, Haith, Bellamy, Harris		3:34.97	2/21/14	1	0.72	1.72	
▶ HJ	1	Jeannelle SCHEPER	SR	1.90m	6-2½	1/17/14	20	3.60	23.60
▶ HJ	26	Sarah GRAHAM	SO	1.79m	5-10½	2/7/14	0.15	0.00	0.15
▶ PV	17	Petra OLSEN	SR	4.23m	13-10½	2/21/14	1	0.26	1.26
Team Total								27.34	

33



Kansas State

Big 12 Conference

▲ 9

Event	Scrd As	Athlete	Yr	Scored Mark		Date	Pl. Pts.	Bonus	TOTAL
Scored bests come from CURRENT season									
▶ 800	31	Sonia GASKIN	SO	2:06.95cf	2:08.41	2/21/14	0.04	0.06	0.10
▶ 60H	14	Erica TWISS	JR	8.24		2/14/14	2	0.31	2.31
▶ 4x400	18	Gaskin, Twiss, Gamble, Kolmer		3:37.96cA	3:37.52	2/7/14	0.4	0.00	0.40
▶ HJ	7	Alyx TREASURE	JR	1.83m	6-0	2/21/14	9	0.77	9.77
▶ LJ	29	Erica TWISS	JR	6.12m	20-1	2/7/14	0.075	0.00	0.08
▶ SP	32	Dani WINTERS	SO	15.85m	52-0	1/18/14	0.03	0.00	0.03
▶ WT	19	Sara SAVATOVIC	SO	20.59m	67-6½	1/30/14	0.8	0.04	0.84
▶ PENT	15	Erica TWISS	JR	4,023		1/30/14	1.5	0.20	1.70
Scored bests come from PRE-SEASON DATA									
▶ PENT	6	Merryl MBENG	SR	4,178		3/9/13	10	1.39	11.39
▶ PENT	32	Joslyn BARNES	JR	3,918		2/22/13	0.03	0.00	0.03
Team Total									26.65

34



Kansas

Big 12 Conference

▼ 3

Event	Scrd As	Athlete	Yr	Scored Mark		Date	Pl. Pts.	Bonus	TOTAL
Scored bests come from CURRENT season									
▶ 200	20	Diamond DIXON	SR	23.61		2/14/14	0.7	0.20	0.90
▶ 400	21	Diamond DIXON	SR	53.25		2/14/14	0.6	0.27	0.87
▶ DMR	16	Richardson, Adams, King, Becker		11:14.63 OT		2/22/14	0.6	0.21	0.81
▶ HJ	17	Lindsay VOLLMER	JR	1.81m	5-11½	1/10/14	1	0.25	1.25
▶ PV	7	Natalia BARTNOVSKAYA	SR	4.32m	14-2	1/31/14	9	1.10	10.10
▶ LJ	14	Sydney CONLEY	SO	6.25m	20-6½	1/24/14	2	0.33	2.33
Scored bests come from PRE-SEASON DATA									
▶ PENT	7	Lindsay VOLLMER	JR	4,123		2/22/13	9	0.88	9.88
Team Total									26.15

35



San Diego State

Mountain West Conference

▼ 2

Event	Scrd As	Athlete	Yr	Scored Mark		Date	Pl. Pts.	Bonus	TOTAL
Scored bests come from CURRENT season									
▶ 60H	33	Kristen BROWN	JR	8.34cA	8.32	2/14/14	0.02	0.00	0.02
▶ PV	26	Kristen BROWN	JR	4.11m	13-5½	2/14/14	0.15	0.00	0.15
▶ TJ	1	Shanieka THOMAS	SR	13.79m	45-3	2/14/14	20	4.04	24.04
▶ WT	16	Jasmine BURRELL	JR	20.75m	68-1	2/14/14	1.25	0.19	1.44
Scored bests come from PRE-SEASON DATA									
▶ PENT	25	Allison REASER	SR	3,971		2/21/13	0.2	0.00	0.20
▶ PENT	26	Nicole OUDENAARDEN	SO	3,969		2/21/13	0.15	0.00	0.15
Team Total									26.00

"Scrd As", short for "Scored As", Standing used for place points portion of performance's score combining preseason data (when applied) to current season data

Numbers in BLACK are both the performance's actual NCAA rank AND "scored as" rank Numbers in RED indicate actual NCAA rank does not exist or is worse than "scored as" rank Numbers in BLUE indicate actual NCAA rank is better than "scored as" rank

USTFCCCA Non-Member

Non-Member Schools Will NOT be ranked, beginning Week 2



2014 Indoor Track & Field, Week #5

Only those who score >0.01 pts are shown
D denotes multiple-event rule in affect

WOMEN

36



Notre Dame

Atlantic Coast Conference

unch

Event	Scrd As	Athlete	Yr	Scored Mark	Date	Pl. Pts.	Bonus	TOTAL
Scored bests come from CURRENT season								
400	15	Michelle BROWN	SR	53.15 OT	2/7/14	1.5	0.39	1.89
400	20	Margaret BAMGBOSE	SO	53.24 OT	2/7/14	0.7	0.29	0.99
Mile	11	Kelly CURRAN	SR	4:37.10 OT	2/7/14	5	0.67	5.67
60H	6	Jade BARBER	JR	8.11cA 8.09	2/1/14	10	1.30	11.30
60H	18	Kaila BARBER	JR	8.25cA 8.23	2/1/14	0.9	0.27	1.17
DMR	10	Curran, Brown, Aragon,		11:05.57 OT	2/22/14	4	0.84	4.84

Scored bests come from PRE-SEASON DATA

PENT	33	Carly LOEFFEL	JR	3,915	2/16/13	0.02	0.00	0.02
Team Total								25.88

37



Michigan State

Big Ten Conference

▼ 9

Event	Scrd As	Athlete	Yr	Scored Mark	Date	Pl. Pts.	Bonus	TOTAL
Scored bests come from CURRENT season								
800	31	Aubrey WILBERDING	FR	2:06.95 OT	2/14/14	0.04	0.06	0.10
Mile	15	Leah O'CONNOR	JR	4:37.74 OT	2/14/14	1.5	0.46	1.96
3000	10	Rachele SCHULIST	FR	9:06.85 OT	2/14/14	6	0.77	6.77
TJ	4	Tori FRANKLIN	JR	13.39m 43-11½	2/7/14	14	2.00	16.00
TJ	20	Ashley STACEY	SR	12.86m 42-2½	2/14/14	0.7	0.17	0.87
Team Total								25.70

38



Harvard

Ivy League

▼ 1

Event	Scrd As	Athlete	Yr	Scored Mark	Date	Pl. Pts.	Bonus	TOTAL
Scored bests come from CURRENT season								
800	11	Erika VEIDIS	JR	2:05.55	1/24/14	5	0.64	5.64
Mile	31	Molly RENFER	JR	4:40.35	2/7/14	0.04	0.05	0.09
WT	19	Adabelle EKECHUKWU	SR	20.59m 67-6½	1/18/14	0.8	0.04	0.84
Scored bests come from PRE-SEASON DATA								
PENT	4	Martina SALANDER	SO	4,209	3/9/13	14	1.78	15.78
Team Total								22.35

39



Iona

Metro Atlantic Athletic Conference

▲ 53

Event	Scrd As	Athlete	Yr	Scored Mark	Date	Pl. Pts.	Bonus	TOTAL
Scored bests come from CURRENT season								
Mile	19	Kate AVERY	SO	4:38.16	2/21/14	0.8	0.34	1.14
3000	2	Kate AVERY	SO	8:56.20	2/15/14	18	2.58	20.58
Team Total								21.72

40



Arizona State

Mountain Pacific Sports Federation

▼ 8

Event	Scrd As	Athlete	Yr	Scored Mark	Date	Pl. Pts.	Bonus	TOTAL
Scored bests come from CURRENT season								
400	14	Brianna TATE	JR	53.09	2/7/14	2	0.47	2.47
Mile	13	Shelby HOULIHAN	JR	4:37.52cA 4:43.70	2/1/14	D 3	0.53	2.53
3000	9	Shelby HOULIHAN	JR	9:05.86 OT	2/14/14	7	0.90	7.90
4x400	16	McDonald, Geren, Franklin, Tate		3:36.54cA 3:36.10	2/14/14	0.6	0.14	0.74
PV	18	Heather ARSENEAU	SR	4.21m 13-9¾	2/14/14	0.9	0.14	1.04
SP	12	Anna JELMINI	SR	16.86m 55-3¾	1/24/14	4	0.80	4.80
Team Total								19.47

41



Indiana State

Missouri Valley Conference

▼ 2

Event	Scrd As	Athlete	Yr	Scored Mark	Date	Pl. Pts.	Bonus	TOTAL
Scored bests come from CURRENT season								
60	22	Katie WISE	SO	7.36	2/22/14	0.5	0.22	0.72
PV	21	Kimyanna RUDOLPH	SO	4.17m 13-8¾	2/21/14	0.6	0.00	0.60
SP	3	Mary THEISEN	SR	17.30m 56-9¾	1/31/14	16	2.08	18.08
Team Total								19.40

42



East Carolina

Conference USA

▼ 1

Event	Scrd As	Athlete	Yr	Scored Mark	Date	Pl. Pts.	Bonus	TOTAL
Scored bests come from CURRENT season								
60H	27	Erin TUCKER	SR	8.31	1/31/14	0.125	0.05	0.17
WT	3	Kayla PADGETT	JR	21.95m 72-¾	1/31/14	16	2.37	18.37
Team Total								18.54

"Scrd As", short for "Scored As", Standing used for place points portion of performance's score combining preseason data (when applied) to current season data

Numbers in BLACK are both the performance's actual NCAA rank AND "scored as" rank Numbers in RED indicate actual NCAA rank does not exist or is worse than "scored as" rank Numbers in BLUE indicate actual NCAA rank is better than "scored as" rank

USTFCCCA Non-Member

Non-Member Schools Will NOT be ranked, beginning Week 2



USTFCCCA NCAA Division I National Team Computer Rankings

2014 Indoor Track & Field, Week #5

as of 2/24/2014 2:09:00 PM

Only those who score >0.01 pts are shown
D denotes multiple-event rule in affect

WOMEN

43



Arizona

Mountain Pacific Sports Federation

5

Event	Scrd As	Athlete	Yr	Scored Mark	Date	Pl. Pts.	Bonus	TOTAL
Scored bests come from CURRENT season								
60	31	Germe POSTON	SR	7.38cA 7.36	2/14/14	0.04	0.13	0.17
200	22	Shapri ROMERO	SR	23.68cA 23.61	2/14/14	0.5	0.12	0.62
400	10	Shapri ROMERO	SR	52.82	2/7/14	6	0.88	6.88
5000	34	Kayla BEATTIE	FR	16:22.11 OT	2/14/14	0.015	0.00	0.01
60H	12	Nnanya HAILEY	FR	8.21	2/7/14	4	0.47	4.47
4x400	19	Hailey, Gray, Struble, Romero		3:38.00cA 3:37.56	2/14/14	0.3	0.00	0.30
HJ	30	Shakayla MCEADDY	JR	1.78m 5-10	2/7/14	0.05	0.00	0.05
SP	12	Alyssa HASSLEN	SR	16.86m 55-3%	2/21/14	4	0.80	4.80
SP	26	Baillie GIBSON	JR	16.02m 52-6%	1/24/14	0.15	0.00	0.15

Team Total 17.45

44



TCU

Big 12 Conference

1

Event	Scrd As	Athlete	Yr	Scored Mark	Date	Pl. Pts.	Bonus	TOTAL
Scored bests come from CURRENT season								
LJ	4	Lorraine UGEN	SR	6.42m 21-¾	2/1/14	14	1.97	15.97
SP	23	Megan SMITH	JR	16.08m 52-9%	2/1/14	0.4	0.00	0.40

Team Total 16.37

45



Ohio State

Big Ten Conference

1

Event	Scrd As	Athlete	Yr	Scored Mark	Date	Pl. Pts.	Bonus	TOTAL
Scored bests come from CURRENT season								
60	8	Ashlee ABRAHAM	SR	7.29	2/7/14	8	0.85	8.85
60	10	Chesna SYKES	SR	7.30	2/7/14	6	0.74	6.74

Team Total 15.59

46



California

Mountain Pacific Sports Federation

1

Event	Scrd As	Athlete	Yr	Scored Mark	Date	Pl. Pts.	Bonus	TOTAL
Scored bests come from CURRENT season								
LJ	20	Malaina PAYTON	SR	6.23m 20-5¼	1/24/14	0.7	0.19	0.89
SP	22	Chioma AMAECHI	JR	16.14m 52-11¼	2/14/14	0.5	0.00	0.50
WT	5	Chioma AMAECHI	JR	21.75m 71-4¼	2/14/14	12	1.83	13.83

Team Total 15.22

47



Oklahoma State

Big 12 Conference

7

Event	Scrd As	Athlete	Yr	Scored Mark	Date	Pl. Pts.	Bonus	TOTAL
Scored bests come from CURRENT season								
800	8	Savannah CAMACHO	FR	2:05.41	1/31/14	8	0.70	8.70
800	12	Kaela EDWARDS	FR	2:05.59	1/31/14	4	0.62	4.62
800	22	Clara NICHOLS	SO	2:06.56 OT	2/22/14	0.5	0.18	0.68
3000	28	Monika JUODESKAITE	SO	9:17.37 OT	2/14/14	0.1	0.00	0.10
TJ	20	Viktorii SADOKHINA	FR	12.86m 42-2¼	2/14/14	0.7	0.17	0.87

Team Total 14.97

48



UAB

Conference USA

3

Event	Scrd As	Athlete	Yr	Scored Mark	Date	Pl. Pts.	Bonus	TOTAL
Scored bests come from CURRENT season								
Mile	24	Elinor KIRK	SR	4:39.08	1/24/14	0.3	0.19	0.49
3000	21	Elinor KIRK	SR	9:14.10	1/10/14	0.6	0.14	0.74
5000	5	Elinor KIRK	SR	15:44.38 OT	2/14/14	12	1.72	13.72

Team Total 14.95

49



Arkansas State

Sun Belt Conference

1

Event	Scrd As	Athlete	Yr	Scored Mark	Date	Pl. Pts.	Bonus	TOTAL
Scored bests come from CURRENT season								
60	11	Sharika NELVIS	SR	7.31c 6.78(55)	12/1/13	5	0.62	5.62
200	30	Sharika NELVIS	SR	23.73cf 24.09	1/24/14	0.05	0.06	0.11
60H	8	Sharika NELVIS	SR	8.14	2/7/14	8	0.99	8.99

Team Total 14.72

"Scrd As", short for "Scored As", Standing used for place points portion of performance's score combining preseason data (when applied) to current season data

Numbers in BLACK are both the performance's actual NCAA rank AND "scored as" rank Numbers in RED indicate actual NCAA rank does not exist or is worse than "scored as" rank Numbers in BLUE indicate actual NCAA rank is better than "scored as" rank

USTFCCCA Non-Member

Non-Member Schools Will NOT be ranked, beginning Week 2



USTFCCCA NCAA Division I National Team Computer Rankings

as of 2/24/2014 2:09:00 PM

2014 Indoor Track & Field, Week #5

Only those who score >0.01 pts are shown
D denotes multiple-event rule in affect

WOMEN

50



Auburn

Southeastern Conference

▼ 1

Event	Scrd As	Athlete	Yr	Scored Mark	Date	Pl. Pts.	Bonus	TOTAL
Scored bests come from CURRENT season								
60	36	V'alonee ROBINSON	SR	7.41	2/7/14	0.02		0.02
60H	14	Samantha SCARLETT	JR	8.24	1/24/14	2	0.31	2.31
TJ	20	Marshay RYAN	FR	12.86m	2/7/14	0.7	0.17	0.87
SP	6	Valentina MUZARIC	JR	17.00m	2/7/14	10	1.14	11.14
Team Total								14.34

51



Minnesota

Big Ten Conference

▼ 5

Event	Scrd As	Athlete	Yr	Scored Mark	Date	Pl. Pts.	Bonus	TOTAL
Scored bests come from CURRENT season								
800	6	Alena BROOKS	SR	2:04.90 OT	2/14/14	10	1.00	11.00
5000	29	Molly KAYFES	JR	16:19.12 OT	2/14/14	0.075	0.00	0.08
4x400	20	Markland, Brooks, Adderly, Geyen		3:38.10 OT	1/30/14	0.2	0.00	0.20
DMR	14	Hill, Geyen, Brooks, Bollig		11:12.85 OT	2/14/14	0.8	0.31	1.11
PENT	20	Jess HERAUF	SO	4,008	1/30/14	0.7	0.13	0.83
Team Total								13.22

52



Southern Utah

Big Sky Conference

▼ 2

Event	Scrd As	Athlete	Yr	Scored Mark	Date	Pl. Pts.	Bonus	TOTAL
Scored bests come from CURRENT season								
SP	5	Kayla KOVAR	SR	17.03m	2/14/14	12	1.22	13.22
Team Total								13.22

53



Virginia Tech

Atlantic Coast Conference

▲ 5

Event	Scrd As	Athlete	Yr	Scored Mark	Date	Pl. Pts.	Bonus	TOTAL
Scored bests come from CURRENT season								
800	17	Amanda SMITH	JR	2:05.95 OT	2/22/14	1	0.46	1.46
800	27	Frances DOWD	SR	2:06.74 OT	2/22/14	0.125	0.11	0.23
PV	6	Martina SCHULTZE	JR	4.33m	2/21/14	10	1.28	11.28
Team Total								12.97

54



UTEP

Conference USA

▼ 2

Event	Scrd As	Athlete	Yr	Scored Mark		Date	Pl. Pts.	Bonus	TOTAL
Scored bests come from CURRENT season									
▶ 60H	6	Janice JACKSON	SR	8.11cA	8.09	1/24/14	10	1.30	11.30
▶ TJ	16	Nickevea WILSON	SO	12.89m	42-3½	1/24/14	1.25	0.22	1.47
Team Total									12.78

55



Virginia

Atlantic Coast Conference

▼ 1

Event	Scrd As	Athlete	Yr	Scored Mark	Date	Pl. Pts.	Bonus	TOTAL
Scored bests come from CURRENT season								
400	6	Jordan LAVENDER	JR	52.59	2/14/14	10	1.30	11.30
5000	26	Barbara STREHLER	SR	16:16.32 OT	2/14/14	0.15	0.00	0.15
DMR	21	Sargent, Lavender, Fabrizio, Fouhy		11:22.32 OT	1/24/14	0.1	0.00	0.10
Team Total								11.55

56



La Salle

Atlantic 10 Conference

▼ 1

Event	Scrd As	Athlete	Yr	Scored Mark		Date	Pl. Pts.	Bonus	TOTAL
Scored bests come from CURRENT season									
▶ 5000	6	Meghan MCGLINCHEY	SR	15:46.50cf	15:53.74	12/7/13	10	1.51	11.51
Team Total									11.51

57



Miami (Fla.)

Atlantic Coast Conference

▼ 4

Event	Scrd As	Athlete	Yr	Scored Mark		Date	Pl. Pts.	Bonus	TOTAL
Scored bests come from CURRENT season									
▶ 200	19	Shakima WIMBLEY	FR	23.59		2/7/14	0.8	0.22	1.02
▶ 400	33	Shakima WIMBLEY	FR	53.78		1/18/14	0.02	0.00	0.02
▶ 800	28	Alaine TATE	SR	2:06.86cA	2:07.57	2/14/14	0.1	0.08	0.18
▶ 4x400	14	Glades, Cordell, Balkwill, Wimbley		3:35.58 OT		1/24/14	0.8	0.49	1.29
▶ PV	9	Alysha NEWMAN	SO	4.31m	14-1½	1/24/14	7	0.95	7.95
▶ WT	30	Precious OGUNLEYE	JR	20.07m	65-10½	2/14/14	0.05	0.00	0.05
▶ WT	32	Lea JOHNSON	SO	20.05m	65-9½	2/14/14	0.03	0.00	0.03
Team Total									10.55

"Scrd As", short for "Scored As", Standing used for place points portion of performance's score combining preseason data (when applied) to current season data

Numbers in BLACK are both the performance's actual NCAA rank AND "scored as" rank Numbers in RED indicate actual NCAA rank does not exist or is worse than "scored as" rank Numbers in BLUE indicate actual NCAA rank is better than "scored as" rank

USTFCCCA Non-Member

Non-Member Schools Will NOT be ranked, beginning Week 2



2014 Indoor Track & Field, Week #5

Only those who score >0.01 pts are shown
D denotes multiple-event rule in affect

WOMEN

58



Indiana

Big Ten Conference

▼ 2

Event	Scrd As	Athlete	Yr	Scored Mark		Date	Pl. Pts.	Bonus	TOTAL
Scored bests come from CURRENT season									
▶ HJ	30	Sarah MAXSON	SO	1.78m	5-10	1/31/14	0.05	0.00	0.05
▶ PV	26	Sophie GUTERMUTH	JR	4.11m	13-5½	2/14/14	0.15	0.00	0.15
▶ SP	7	Kyla BUCKLEY	SR	16.98m	55-8½	2/14/14	9	1.09	10.09
Team Total								10.29	

59



Boise State

Mountain West Conference

▲ 2

Event	Scrd As	Athlete	Yr	Scored Mark	Date	Pl. Pts.	Bonus	TOTAL
Scored bests come from CURRENT season								
3000	19	Emma BATES	SR	9:11.98 OT	2/22/14	0.8	0.26	1.06
5000	8	Emma BATES	SR	15:52.61 OT	1/31/14	8	0.98	8.98
Team Total								10.04

60



Northern Arizona

Big Sky Conference

▼ 3

Event	Scrd As	Athlete	Yr	Scored Mark	Date	Pl. Pts.	Bonus	TOTAL
Scored bests come from CURRENT season								
▶ HJ	7	Lauren LASZCZAK	SR	1.83m	6-0	2/7/14	9	0.77
▶ WT	28	Lauren STUART	SR	20.18m	66-2½	2/7/14	0.1	0.00
Team Total								9.87

61



Wisconsin

Big Ten Conference

▲ 1

Event	Scrd As	Athlete	Yr	Scored Mark	Date	Pl. Pts.	Bonus	TOTAL
Scored bests come from CURRENT season								
60H	31	Deanna LATHAM	JR	8.33	2/7/14	0.04	0.00	0.04
PENT	8	Deanna LATHAM	JR	4,117	1/30/14	8	0.83	8.83
Team Total								8.87

62



Monmouth

Metro Atlantic Athletic Conference

▼ 3

Event	Scrd As	Athlete	Yr	Scored Mark	Date	Pl. Pts.	Bonus	TOTAL
Scored bests come from CURRENT season								
LJ	8	Mariah TOUSSAINT	SR	6.30m	20-8	1/11/14	8	0.77 8.77
Team Total								8.77

63



Nebraska

Big Ten Conference

▼ 3

Event	Scrd As	Athlete	Yr	Scored Mark		Date	Pl. Pts.	Bonus	TOTAL
Scored bests come from CURRENT season									
▶ 200	23	Kadecia BAIRD	FR	23.70		1/17/14	0.4	0.09	0.49
▶ 400	24	Kadecia BAIRD	FR	53.34		2/14/14	0.3	0.21	0.51
▶ 4x400	13	Duncan, Baird, Williams, Weekes		3:34.99		2/14/14	0.9	0.71	1.61
▶ LJ	21	Jazmin MCCOY	FR	6.22m	20-5	2/14/14	0.6	0.14	0.74
▶ TJ	15	Ellie EWERE	JR	12.90m	42-4	2/14/14	1.5	0.24	1.74
▶ SP	16	Annie JACKSON	SR	16.55m	54-3¾	2/7/14	1.25	0.35	1.60
▶ SP	24	Carlie PINKELMAN	JR	16.06m	52-8¾	2/1/14	0.3	0.00	0.30
▶ PENT	22	Anne MARTIN	SR	3,996		2/7/14	0.5	0.08	0.58
Scored bests come from PRE-SEASON DATA									
▶ PENT	31	Jordan STIENS	JR	3,919		2/22/13	0.04	0.00	0.04
Team Total									7.61

64



SIUE

Ohio Valley Conference

unch

Event	Scrd As	Athlete	Yr	Scored Mark	Date	Pl. Pts.	Bonus	TOTAL
Scored bests come from CURRENT season								
▶ TJ	10	Jatavia WRIGHT	JR	12.99m	42-7½	2/7/14	6 0.55	6.55
Team Total								6.55

65



North Dakota State

The Summit League

▲ 32

Event	Scrd As	Athlete	Yr	Scored Mark		Date	Pl. Pts.	Bonus	TOTAL
Scored bests come from CURRENT season									
▶ 200	33	Antoinette GOODMAN	SR	23.75cf	24.11	2/15/14	0.02	0.03	0.05
▶ 4x400	9	Milbrath, Tingelstad, Heinze, Stratioti		3:34.57 OT		2/22/14	5	0.87	5.87
Team Total									5.92

"Scrd As", short for "Scored As", Standing used for place points portion of performance's score combining preseason data (when applied) to current season data

Numbers in BLACK are both the performance's actual NCAA rank AND "scored as" rank Numbers in RED indicate actual NCAA rank does not exist or is worse than "scored as" rank Numbers in BLUE indicate actual NCAA rank is better than "scored as" rank

USTFCCCA Non-Member

Non-Member Schools Will NOT be ranked, beginning Week 2



2014 Indoor Track & Field, Week #5

Only those who score >0.01 pts are shown
D denotes multiple-event rule in affect

WOMEN

66



Butler

BIG EAST Conference

▼ 3

Event	Scrd As	Athlete	Yr	Scored Mark	Date	Pl. Pts.	Bonus	TOTAL
Scored bests come from CURRENT season								
3000	12	Mara OLSON	JR	9:08.83	1/24/14	4	0.54	4.54
5000	17	Mara OLSON	JR	16:03.89 OT	2/14/14	1	0.31	1.31
Team Total								5.85

67



Eastern Illinois

Ohio Valley Conference

unch

Event	Scrd As	Athlete	Yr	Scored Mark	Date	Pl. Pts.	Bonus	TOTAL
Scored bests come from CURRENT season								
PV	11	Jade RIEBOLD	SR	4.30m 14-1½	1/11/14	5	0.83	5.83
Team Total								5.83

67



George Mason

Atlantic 10 Conference

unch

Event	Scrd As	Athlete	Yr	Scored Mark	Date	Pl. Pts.	Bonus	TOTAL
Scored bests come from CURRENT season								
PV	11	Mandissa MARSHALL	SR	4.30m 14-1½	2/7/14	5	0.83	5.83
Team Total								5.83

69



Hampton

Mid-Eastern Athletic Conference

▼ 4

Event	Scrd As	Athlete	Yr	Scored Mark	Date	Pl. Pts.	Bonus	TOTAL
Scored bests come from CURRENT season								
800	26	Ce'aira BROWN	SO	2:06.68cf 2:08.14	2/13/14	0.15	0.12	0.27
60H	21	Breana NORMAN	SR	8.27	1/31/14	0.6	0.20	0.80
4x400	15	Holland, Parker, Fraenk, Brown		3:36.34 OT	2/22/14	0.7	0.21	0.91
LJ	13	Teiara DENMARK	SR	6.26m 20-6½	2/7/14	3	0.42	3.42
TJ	27	Teiara DENMARK	SR	12.73m 41-9½	2/7/14	0.125	0.00	0.13
Team Total								5.52

70



McNeese State

Southland Conference

▲ 2

Event	Scrd As	Athlete	Yr	Scored Mark	Date	Pl. Pts.	Bonus	TOTAL
Scored bests come from CURRENT season								
WT	11	La'Shantena ROUNDS	SR	20.95m 68-9	2/15/14	5	0.37	5.37
Team Total								5.37

71



Tennessee

Southeastern Conference

▼ 5

Event	Scrd As	Athlete	Yr	Scored Mark	Date	Pl. Pts.	Bonus	TOTAL
Scored bests come from CURRENT season								
200	17	Felicia BROWN	SO	23.54	2/14/14	1	0.32	1.32
400	34	Felecia MAJORS	FR	53.89	2/14/14	0.015	0.00	0.01
800	22	Alexis PANISSE	SO	2:06.56	2/14/14	0.5	0.18	0.68
Mile	30	Alexis PANISSE	SO	4:40.28	2/14/14	0.05	0.06	0.11
5000	16	Chelsea BLAASE	SO	16:03.12 OT	2/14/14	1.25	0.33	1.58
DMR	20	Panisse, Majors, Ruff, Johnson		11:22.18	2/14/14	0.2	0.00	0.20
PV	30	Linda HADFIELD	SR	4.10m 13-5½	2/21/14	0.05	0.00	0.05
TJ	32	Allison OUTERBRIDGE	SR	12.66m 41-6½	2/14/14	0.03	0.00	0.03
SP	17	Cassie WERTMAN	SO	16.43m 53-11	1/10/14	1	0.20	1.20
Team Total								5.19

72



VCU

Atlantic 10 Conference

▲ 1

Event	Scrd As	Athlete	Yr	Scored Mark	Date	Pl. Pts.	Bonus	TOTAL
Scored bests come from CURRENT season								
200	23	Kiara PORTER	JR	23.70	2/7/14	0.4	0.09	0.49
400	12	Kiara PORTER	JR	52.99	1/31/14	4	0.59	4.59
Team Total								5.08

"Scrd As", short for "Scored As", Standing used for place points portion of performance's score combining preseason data (when applied) to current season data

Numbers in BLACK are both the performance's actual NCAA rank AND "scored as" rank Numbers in RED indicate actual NCAA rank does not exist or is worse than "scored as" rank Numbers in BLUE indicate actual NCAA rank is better than "scored as" rank

USTFCCCA Non-Member

Non-Member Schools Will NOT be ranked, beginning Week 2



2014 Indoor Track & Field, Week #5

Only those who score >0.01 pts are shown
D denotes multiple-event rule in affect

WOMEN

73



Southern Illinois

Missouri Valley Conference

▲ 1

Event	Scrd As	Athlete	Yr	Scored Mark	Date	Pl. Pts.	Bonus	TOTAL
Scored bests come from CURRENT season								
HJ	26	Kenya CULMER	SR	1.79m	5-10%	1/10/14	0.15	0.00 0.15
SP	19	DeAnna PRICE	JR	16.29m	53-5%	1/10/14	0.8	0.03 0.83
SP	30	Ashley GASTON	JR	15.94m	52-3%	2/14/14	0.05	0.00 0.05
WT	14	Sophia LOZANO	JR	20.82m	68-3%	2/14/14	2	0.25 2.25
WT	16	DeAnna PRICE	JR	20.75m	68-1	1/10/14	1.25	0.19 1.44
Team Total								4.73

74



Florida A&M

Mid-Eastern Athletic Conference

▼ 3

Event	Scrd As	Athlete	Yr	Scored Mark	Date	Pl. Pts.	Bonus	TOTAL
Scored bests come from CURRENT season								
LJ	12	Nakia LINSON	SR	6.28m	20-7%	1/31/14	4	0.59 4.59
Team Total								4.59

75



Colorado

Mountain Pacific Sports Federation

▲ 1

Event	Scrd As	Athlete	Yr	Scored Mark	Date	Pl. Pts.	Bonus	TOTAL
Scored bests come from CURRENT season								
3000	29	Carrie VERDON	SO	9:18.11 OT	2/14/14	0.075	0.00	0.08
5000	14	Shalaya KIPP	SR	16:00.15 OT	2/14/14	2	0.50	2.50
5000	18	Abby LEVENE	SR	16:03.94 OT	2/14/14	0.9	0.31	1.21
HJ	20	Kelsey ENGLISH	JR	1.80m	5-10%	2/21/14	0.7	0.11 0.81
Team Total								4.59

76



Illinois

Big Ten Conference

▼ 7

Event	Scrd As	Athlete	Yr	Scored Mark	Date	Pl. Pts.	Bonus	TOTAL
Scored bests come from CURRENT season								
800	34	Amanda DUVENDACK	SR	2:07.06 OT	1/24/14	0.015	0.04	0.05
HJ	12	Kandie BLOCH-JONES	FR	1.82m	5-11%	2/14/14	4	0.50 4.50
Team Total								4.55

77



Vanderbilt

Southeastern Conference

▼ 7

Event	Scrd As	Athlete	Yr	Scored Mark	Date	Pl. Pts.	Bonus	TOTAL
Scored bests come from CURRENT season								
HJ	12	Brionne WILLIAMS	SR	1.82m	5-11%	2/14/14	4	0.50 4.50
Team Total								4.50

78



Middle Tennessee

Conference USA

▲ 35

Event	Scrd As	Athlete	Yr	Scored Mark	Date	Pl. Pts.	Bonus	TOTAL
Scored bests come from CURRENT season								
TJ	12	India HAMMOND	SO	12.95m	42-6	2/22/14	4	0.42 4.42
Team Total								4.42

79



Tulane

Conference USA

▼ 1

Event	Scrd As	Athlete	Yr	Scored Mark	Date	Pl. Pts.	Bonus	TOTAL
Scored bests come from CURRENT season								
PV	13	Merritt VAN METER	SR	4.27m	14-0	1/24/14	3	0.51 3.51
Team Total								3.51

80



NC State

Atlantic Coast Conference

▼ 3

Event	Scrd As	Athlete	Yr	Scored Mark	Date	Pl. Pts.	Bonus	TOTAL
Scored bests come from CURRENT season								
HJ	20	Lacey SHUMAN	SR	1.80m	5-10%	1/17/14	0.7	0.11 0.81
LJ	31	Alexis PERRY	SO	6.11m	20-½	1/17/14	0.04	0.00 0.04
SP	15	Tremanisha TAYLOR	JR	16.56m	54-4	1/24/14	1.5	0.37 1.87
WT	23	Nicole CHAVIS	SO	20.46m	67-1½	2/14/14	0.4	0.00 0.40
Team Total								3.12

"Scrd As", short for "Scored As", Standing used for place points portion of performance's score combining preseason data (when applied) to current season data

Numbers in BLACK are both the performance's actual NCAA rank AND "scored as" rank Numbers in RED indicate actual NCAA rank does not exist or is worse than "scored as" rank Numbers in BLUE indicate actual NCAA rank is better than "scored as" rank

USTFCCCA Non-Member

Non-Member Schools Will NOT be ranked, beginning Week 2



2014 Indoor Track & Field, Week #5

Only those who score >0.01 pts are shown
D denotes multiple-event rule in affect

WOMEN

81



Washington

Mountain Pacific Sports Federation

▼ 1

Event	Scrd As	Athlete	Yr	Scored Mark	Date	Pl. Pts.	Bonus	TOTAL
Scored bests come from CURRENT season								
► Mile	34	Eleanor FULTON	SO	4:40.74 OT	2/14/14	0.015	0.01	0.03
► PV	14	Diamara PLANELL CRUZ	SO	4.25m 13-11½	1/18/14	2	0.38	2.38
► PV	25	Kristina OWSINSKI	SO	4.12m 13-6¼	2/21/14	0.2	0.00	0.20
Team Total								2.61

82



New Mexico

Mountain West Conference

▼ 3

Event	Scrd As	Athlete	Yr	Scored Mark	Date	Pl. Pts.	Bonus	TOTAL
Scored bests come from CURRENT season								
► Mile	20	Charlotte ARTER	SR	4:38.20cA 4:44.40	2/1/14	0.7	0.33	1.03
► TJ	16	Jannell HADNOT	FR	12.89m 42-3¾	2/1/14	1.25	0.22	1.47
Team Total								2.51

83



Rice

Conference USA

▼ 8

Event	Scrd As	Athlete	Yr	Scored Mark	Date	Pl. Pts.	Bonus	TOTAL
Scored bests come from CURRENT season								
► HJ	30	Belle MACFARLANE	SO	1.78m 5-10	2/7/14	0.05	0.00	0.05
► SP	14	Claire UKE	JR	16.57m 54-4¼	2/7/14	2	0.38	2.38
Team Total								2.43

84



Syracuse

Atlantic Coast Conference

▲ 9

Event	Scrd As	Athlete	Yr	Scored Mark	Date	Pl. Pts.	Bonus	TOTAL
Scored bests come from CURRENT season								
► 60	26	Shaina HARRISON	SO	7.37	2/22/14	0.15	0.17	0.32
► 800	35	Molly MALONE	JR	2:07.11	2/7/14	0.01	0.03	0.04
► 3000	34	Sarah PAGANO	SR	9:19.42	1/31/14	0.015	0.00	0.01
► 5000	20	Sarah PAGANO	SR	16:09.29 OT	2/14/14	0.7	0.14	0.84
► DMR	15	Leiher, Robinson, Malone, Malone		11:14.06 OT	2/22/14	0.7	0.24	0.94
Team Total								2.15

85



William and Mary

Colonial Athletic Association

▼ 3

Event	Scrd As	Athlete	Yr	Scored Mark	Date	Pl. Pts.	Bonus	TOTAL
Scored bests come from CURRENT season								
► 3000	30	Elaina BALOURIS	SR	9:18.25cf 9:23.03	12/7/13	0.05	0.00	0.05
► 5000	19	Elaina BALOURIS	SR	16:04.29 OT	2/14/14	0.8	0.30	1.10
► 5000	21	Emily STITES	SO	16:09.42 OT	2/14/14	0.6	0.13	0.73
Team Total								1.88

86



Boston University

Patriot League

▼ 5

Event	Scrd As	Athlete	Yr	Scored Mark	Date	Pl. Pts.	Bonus	TOTAL
Scored bests come from CURRENT season								
► Mile	16	Monica ADLER	JR	4:37.97	2/15/14	1.25	0.39	1.64
Team Total								1.64

87



Houston

American Athletic Conference

▼ 4

Event	Scrd As	Athlete	Yr	Scored Mark	Date	Pl. Pts.	Bonus	TOTAL
Scored bests come from CURRENT season								
► 200	34	Ngozi ONWUMERE	SR	23.77	2/7/14	0.015	0.01	0.02
► 400	21	Brittany WALLACE	SR	53.25	2/14/14	0.6	0.27	0.87
► PV	22	Karley KING	SR	4.15m 13-7¼	12/7/13	0.5	0.00	0.50
► TJ	27	Dominique BRISCO	JR	12.73m 41-9¼	1/24/14	0.125	0.00	0.13
Team Total								1.52

88



Clemson

Atlantic Coast Conference

▲ 2

Event	Scrd As	Athlete	Yr	Scored Mark	Date	Pl. Pts.	Bonus	TOTAL
Scored bests come from CURRENT season								
► 4x400	21	Fountain, Fluker, Cousar, Pringley		3:38.40	2/21/14	0.1	0.00	0.10
► HJ	30	Mimi LAND	SO	1.78m 5-10	1/11/14	0.05	0.00	0.05
► PV	30	Lauren TERSTAPPEN	SR	4.10m 13-5¼	2/7/14	0.05	0.00	0.05
Scored bests come from PRE-SEASON DATA								
► PENT	17	Whitney FOUNTAIN	JR	4,020	12/1/12	1	0.19	1.19
Team Total								1.39

"Scrd As", short for "Scored As", Standing used for place points portion of performance's score combining preseason data (when applied) to current season data

Numbers in BLACK are both the performance's actual NCAA rank AND "scored as" rank Numbers in RED indicate actual NCAA rank does not exist or is worse than "scored as" rank Numbers in BLUE indicate actual NCAA rank is better than "scored as" rank

USTFCCCA Non-Member

Non-Member Schools Will NOT be ranked, beginning Week 2



2014 Indoor Track & Field, Week #5

Only those who score >0.01 pts are shown
D denotes multiple-event rule in affect

WOMEN

89



Western Kentucky

▼ 1

Sun Belt Conference

Event	Scrd As	Athlete	Yr	Scored Mark	Date	Pl. Pts.	Bonus	TOTAL
-------	---------	---------	----	-------------	------	----------	-------	-------

Scored bests come from CURRENT season

▶ SP	18	Jessica RAMSEY	SR	16.39m	53-9½	1/31/14	0.9	0.15	1.05
▶ WT	24	Jessica RAMSEY	SR	20.37m	66-10	1/31/14	0.3	0.00	0.30

Team Total 1.35

90



Stony Brook

▼ 5

America East Conference

Event	Scrd As	Athlete	Yr	Scored Mark	Date	Pl. Pts.	Bonus	TOTAL
-------	---------	---------	----	-------------	------	----------	-------	-------

Scored bests come from CURRENT season

▶ Mile	18	Olivia BURNE	SR	4:38.10	1/24/14	0.9	0.36	1.26
--------	----	--------------	----	---------	---------	-----	------	------

Team Total 1.26

91



Pittsburgh

▼ 2

Atlantic Coast Conference

Event	Scrd As	Athlete	Yr	Scored Mark	Date	Pl. Pts.	Bonus	TOTAL
-------	---------	---------	----	-------------	------	----------	-------	-------

Scored bests come from CURRENT season

▶ 60H	29	Taranisha TAYLOR	SO	8.32		1/31/14	0.075	0.01	0.09
▶ TJ	18	Ashley CORUM	SR	12.88m	42-3½	1/31/14	0.9	0.21	1.11
▶ TJ	32	Julia KOLOSKI	SR	12.66m	41-6½	12/6/13	0.03	0.00	0.03

Team Total 1.22

92



Eastern Michigan

▼ 8

Mid-American Conference


Event	Scrd As	Athlete	Yr	Scored Mark	Date	Pl. Pts.	Bonus	TOTAL
-------	---------	---------	----	-------------	------	----------	-------	-------

Scored bests come from CURRENT season

▶ Mile	28	Victoria VORONKO	JR	4:39.84 OT	2/7/14	0.1	0.11	0.21
▶ 3000	20	Victoria VORONKO	JR	9:13.24 OT	2/14/14	0.7	0.19	0.89
▶ PENT	28	Sarah CHAUCHARD	SR	3,963	1/24/14	0.1	0.00	0.10

Team Total 1.20

93



Connecticut

▼ 2

American Athletic Conference

Event	Scrd As	Athlete	Yr	Scored Mark	Date	Pl. Pts.	Bonus	TOTAL
-------	---------	---------	----	-------------	------	----------	-------	-------

Scored bests come from CURRENT season

▶ 400	25	Celina EMERSON	SR	53.38		2/7/14	0.2	0.18	0.38
▶ HJ	20	Natasha MCLAREN	SR	1.80m	5-10%	1/11/14	0.7	0.11	0.81

Team Total 1.19

94



Bowling Green

▲ 1

Mid-American Conference

Event	Scrd As	Athlete	Yr	Scored Mark	Date	Pl. Pts.	Bonus	TOTAL
-------	---------	---------	----	-------------	------	----------	-------	-------

Scored bests come from CURRENT season

▶ WT	18	Brooke PLEGER	JR	20.68m	67-10½	2/14/14	0.9	0.13	1.03
------	----	---------------	----	--------	--------	---------	-----	------	------

Team Total 1.03

95



Air Force

▼ 9

Mountain West Conference

Event	Scrd As	Athlete	Yr	Scored Mark	Date	Pl. Pts.	Bonus	TOTAL
-------	---------	---------	----	-------------	------	----------	-------	-------

Scored bests come from CURRENT season

▶ 800	21	Annette EICHENBERGER	SR	2:06.53 OT	2/14/14	0.6	0.19	0.79
▶ HJ	26	Rachel HERALD	SR	1.79m 5-10%	12/13/13	0.15	0.00	0.15

Team Total 0.94

96



Washington State

▼ 9

Mountain Pacific Sports Federation

Event	Scrd As	Athlete	Yr	Scored Mark	Date	Pl. Pts.	Bonus	TOTAL
-------	---------	---------	----	-------------	------	----------	-------	-------

Scored bests come from CURRENT season

▶ 3000	24	Ruby ROBERTS	SR	9:15.79 OT		2/14/14	0.3	0.05	0.35
▶ HJ	30	Charlotte MUSCHAMP	JR	1.78m	5-10	2/14/14	0.05	0.00	0.05
▶ PV	22	Kristine FELIX	SO	4.15m	13-7½	2/7/14	0.5	0.00	0.50

Team Total 0.90

"Scrd As", short for "Scored As", Standing used for place points portion of performance's score combining preseason data (when applied) to current season data

Numbers in BLACK are both the performance's actual NCAA rank AND "scored as" rank Numbers in RED indicate actual NCAA rank does not exist or is worse than "scored as" rank Numbers in BLUE indicate actual NCAA rank is better than "scored as" rank

USTFCCCA Non-Member


Non-Member Schools Will NOT be ranked, beginning Week 2




2014 Indoor Track & Field, Week #5

Only those who score >0.01 pts are shown
D denotes multiple-event rule in affect


WOMEN

97  **BYU** ▼ 3
Mountain Pacific Sports Federation


Event	Scrd As	Athlete	Yr	Scored Mark	Date	Pl. Pts.	Bonus	TOTAL
Scored bests come from CURRENT season								
PV	19	Rachel FISHER	SR	4.20m	1/23/14	0.8	0.08	0.88
Team Total								0.88

98  **Mississippi** ▼ 2
Southeastern Conference


Event	Scrd As	Athlete	Yr	Scored Mark	Date	Pl. Pts.	Bonus	TOTAL
Scored bests come from CURRENT season								
LJ	22	Fabia MCDONALD	SR	6.18m	12/6/13	0.5	0.00	0.50
PENT	24	Fabia MCDONALD		3,989	1/15/14	0.3	0.04	0.34
Team Total								0.84

99  **Manhattan** ▼ 1
Metro Atlantic Athletic Conference


Event	Scrd As	Athlete	Yr	Scored Mark	Date	Pl. Pts.	Bonus	TOTAL
Scored bests come from CURRENT season								
HJ	20	Ida VIRDEBRANT	FR	1.80m	2/15/14	0.7	0.11	0.81
Team Total								0.81

100  **Jacksonville** ▲ 11
Atlantic Sun Conference


Event	Scrd As	Athlete	Yr	Scored Mark	Date	Pl. Pts.	Bonus	TOTAL
Scored bests come from CURRENT season								
60H	21	Shanique WALKER	JR	8.27	2/21/14	0.6	0.20	0.80
Team Total								0.80

101  **North Texas** ▼ 2
Conference USA


Event	Scrd As	Athlete	Yr	Scored Mark	Date	Pl. Pts.	Bonus	TOTAL
Scored bests come from CURRENT season								
Mile	23	Josephine ADAMS	SR	4:38.83 OT	2/14/14	0.4	0.21	0.61
Team Total								0.61

102  **St. John's (N.Y.)** unch
BIG EAST Conference


Event	Scrd As	Athlete	Yr	Scored Mark	Date	Pl. Pts.	Bonus	TOTAL
Scored bests come from CURRENT season								
WT	21	Danette HINTON	SR	20.50m	12/6/13	0.6	0.00	0.60
Team Total								0.60

102  **Wyoming** ▲ 32
Mountain West Conference


Event	Scrd As	Athlete	Yr	Scored Mark	Date	Pl. Pts.	Bonus	TOTAL
Scored bests come from CURRENT season								
WT	21	Shreese DANIELS	JR	20.50m	2/21/14	0.6	0.00	0.60
Team Total								0.60

104  **Georgia Tech** ▼ 4
Atlantic Coast Conference

Event	Scrd As	Athlete	Yr	Scored Mark	Date	Pl. Pts.	Bonus	TOTAL
Scored bests come from CURRENT season								
LJ	31	Julienne MCKEE	SR	6.11m	1/18/14	0.04	0.00	0.04
TJ	23	Julienne MCKEE	SR	12.85m	2/7/14	0.4	0.15	0.55
Team Total								0.59

105  **Charleston Southern** ▲ 31
Big South Conference

Event	Scrd As	Athlete	Yr	Scored Mark	Date	Pl. Pts.	Bonus	TOTAL
Scored bests come from CURRENT season								
60H	24	Mulern JEAN	JR	8.28	2/22/14	0.3	0.16	0.46
Team Total								0.46

106  **Charlotte** ▼ 2
Conference USA

Event	Scrd As	Athlete	Yr	Scored Mark	Date	Pl. Pts.	Bonus	TOTAL
Scored bests come from CURRENT season								
60	26	Joann BLAKNEY	JR	7.37	1/17/14	0.15	0.17	0.32
Team Total								0.32

"Scrd As", short for "Scored As", Standing used for place points portion of performance's score combining preseason data (when applied) to current season data

Numbers in BLACK are both the performance's actual NCAA rank AND "scored as" rank Numbers in RED indicate actual NCAA rank does not exist or is worse than "scored as" rank Numbers in BLUE indicate actual NCAA rank is better than "scored as" rank

USTFCCCA Non-Member

Non-Member Schools Will NOT be ranked, beginning Week 2



2014 Indoor Track & Field, Week #5

Only those who score >0.01 pts are shown
D denotes multiple-event rule in affect

WOMEN

106 **Milwaukee** ▲ 23
Horizon League

Event	Scrd As	Athlete	Yr	Scored Mark	Date	Pl. Pts.	Bonus	TOTAL
Scored bests come from CURRENT season								
60	26	Simbi LAARO	SR	7.37	2/22/14	0.15	0.17	0.32
Team Total								0.32

108 **Tennessee State** ▼ 2
Ohio Valley Conference

Event	Scrd As	Athlete	Yr	Scored Mark	Date	Pl. Pts.	Bonus	TOTAL
Scored bests come from CURRENT season								
LI	24	Ashontae JACKSON	JR	6.16m 20-2½	2/1/14	0.3	0.00	0.30
Team Total								0.30

109 **Brown** unch
Ivy League

Event	Scrd As	Athlete	Yr	Scored Mark	Date	Pl. Pts.	Bonus	TOTAL
Scored bests come from CURRENT season								
5000	24	Heidi CALDWELL	SR	16:13.72 OT	2/14/14	0.3	0.00	0.30
Team Total								0.30

109 **Fresno State** ▲ 27
Mountain West Conference

Event	Scrd As	Athlete	Yr	Scored Mark	Date	Pl. Pts.	Bonus	TOTAL
Scored bests come from CURRENT season								
LI	24	Je'Nia SEARS	JR	6.16m 20-2½	2/22/14	0.3	0.00	0.30
Team Total								0.30

111 **Louisiana Tech** ▼ 4
Conference USA

Event	Scrd As	Athlete	Yr	Scored Mark	Date	Pl. Pts.	Bonus	TOTAL
Scored bests come from CURRENT season								
60H	26	Kim FRANCIS	SR	8.29	1/30/14	0.15	0.12	0.27
Team Total								0.27

112 **UMass** ▲ 24
Atlantic 10 Conference

Event	Scrd As	Athlete	Yr	Scored Mark	Date	Pl. Pts.	Bonus	TOTAL
Scored bests come from CURRENT season								
TJ	25	Rebecca STOYLE	JR	12.79m 41-11½	2/22/14	0.2	0.05	0.25
Team Total								0.25

113 **Toledo** ▼ 5
Mid-American Conference

Event	Scrd As	Athlete	Yr	Scored Mark	Date	Pl. Pts.	Bonus	TOTAL
Scored bests come from CURRENT season								
Mile	27	Megan WRIGHT	JR	4:39.81 OT	2/14/14	0.125	0.11	0.23
Team Total								0.23

114 **Oklahoma** ▼ 2
Big 12 Conference

Event	Scrd As	Athlete	Yr	Scored Mark	Date	Pl. Pts.	Bonus	TOTAL
Scored bests come from CURRENT season								
200	26	Daye Shon ROBERSON	FR	23.72	2/15/14	0.15	0.07	0.22
Team Total								0.22

115 **Boston College** ▼ 14
Atlantic Coast Conference

Event	Scrd As	Athlete	Yr	Scored Mark	Date	Pl. Pts.	Bonus	TOTAL
Scored bests come from CURRENT season								
3000	25	Liv WESTPHAL	JR	9:16.35	1/24/14	0.2	0.02	0.22
Team Total								0.22

116 **Liberty** ▼ 11
Big South Conference

Event	Scrd As	Athlete	Yr	Scored Mark	Date	Pl. Pts.	Bonus	TOTAL
Scored bests come from CURRENT season								
WT	25	Jocelyn WILLIAMS	JR	20.28m 66-6½	2/14/14	0.2	0.00	0.20
Team Total								0.20

"Scrd As", short for "Scored As", Standing used for place points portion of performance's score combining preseason data (when applied) to current season data

Numbers in BLACK are both the performance's actual NCAA rank AND "scored as" rank Numbers in RED indicate actual NCAA rank does not exist or is worse than "scored as" rank Numbers in BLUE indicate actual NCAA rank is better than "scored as" rank

USTFCCCA Non-Member

Non-Member Schools Will NOT be ranked, beginning Week 2



2014 Indoor Track & Field, Week #5

Only those who score >0.01 pts are shown
D denotes multiple-event rule in affect

WOMEN

117



Louisville

▼ 7

American Athletic Conference

Event	Scrd As	Athlete	Yr	Scored Mark		Date	Pl. Pts.	Bonus	TOTAL
Scored bests come from CURRENT season									
▶ LI	31	Brittany OWENS	SO	6.11m	20-½	2/7/14	0.04	0.00	0.04
▶ SP	34	Liberty SLINDEN	SR	15.80m	51-10	2/14/14	0.015	0.00	0.015
▶ WT	26	Patrice GATES	SR	20.26m	66-5½	1/31/14	0.15	0.00	0.15
Team Total									0.21

118



UC Davis

▼ 15

Big West Conference

Event	Scrd As	Athlete	Yr	Scored Mark	Date	Pl. Pts.	Bonus	TOTAL
Scored bests come from CURRENT season								
▶ 60	36	Ashley MARSHALL	JR	7.41	2/14/14		0.02	0.02
▶ 3000	26	Alycia CRIDEBRING	SR	9:16.39 OT	1/31/14	0.15	0.02	0.17
Team Total								0.18

119



North Carolina A&T

▼ 6

Mid-Eastern Athletic Conference

Event	Scrd As	Athlete	Yr	Scored Mark	Date	Pl. Pts.	Bonus	TOTAL	
Scored bests come from CURRENT season									
► HJ	26	Nakita GRAY	SO	1.79m	5-10%	1/31/14	0.15	0.00	0.15
Team Total								0.15	

120



Colorado State

▼ 7

Mountain West Conference

Event	Scrd As	Athlete	Yr	Scored Mark		Date	Pl. Pts.	Bonus	TOTAL
Scored bests come from CURRENT season									
▶ SP	28	Aaliyah PETE	FR	16.00m	52-6	2/7/14	0.1	0.00	0.10
▶ WT	30	Jessica SHARBONO	SR	20.07m	65-10½	1/23/14	0.05	0.00	0.05
Team Total									0.15

121




San Francisco

▼ 4

West Coast Conference

Event	Scrd As	Athlete	Yr	Scored Mark	Date	Pl. Pts.	Bonus	TOTAL
Scored bests come from CURRENT season								
5000	27	Bridget DAHLBERG	SR	16:17.42 OT	2/14/14	0.125	0.00	0.13
Team Total								0.13

122



Utah

▼ 3

Mountain Pacific Sports Federation

Event	Scrd As	Athlete	Yr	Scored Mark	Date	Pl. Pts.	Bonus	TOTAL
Scored bests come from CURRENT season								
► 5000	28	Rebekah WINTERTON	JR	16:18.85 OT	2/14/14	0.1	0.00	0.10
Team Total								0.10

123



Cincinnati

▼ 3

American Athletic Conference

Event	Scrd As	Athlete	Yr	Scored Mark		Date	Pl. Pts.	Bonus	TOTAL
Scored bests come from CURRENT season									
▶ HJ	30	Erika HURD	SO	1.78m	5-10	1/31/14	0.05	0.00	0.05
Scored bests come from PRE-SEASON DATA									
▶ PENT	34	Kaitlyn GOOD	SR	3,907		12/15/12	0.015	0.00	0.01
Team Total								0.07	

124



Central Connecticut State

▼ 2

Northeast Conference

Event	Scrd As	Athlete	Yr	Scored Mark		Date	Pl. Pts.	Bonus	TOTAL
Scored bests come from CURRENT season									
► HJ	30	Ronea SAUNDERS	JR	1.78m	5-10	1/17/14	0.05	0.00	0.05
Team Total									0.05

124



Eastern Washington

▲ 2

Big Sky Conference

Event	Scrd As	Athlete	Yr	Scored Mark		Date	Pl. Pts.	Bonus	TOTAL
Scored bests come from CURRENT season									
► PV	30	Keisa MONTEROLA	SR	4.10m	13-5%	12/6/13	0.05	0.00	0.05
Team Total									0.05

"Scrd As", short for "Scored As", Standing used for place points portion of performance's score combining preseason data (when applied) to current season data

Numbers in BLACK are both the performance's actual NCAA rank AND "scored as" rank Numbers in RED indicate actual NCAA rank does not exist or is worse than "scored as" rank Numbers in BLUE indicate actual NCAA rank is better than "scored as" rank

USTFCCCA Non-Member

Non-Member Schools Will NOT be ranked, beginning Week 2



2014 Indoor Track & Field, Week #5

Only those who score >0.01 pts are shown
D denotes multiple-event rule in affect

WOMEN

124



South Dakota State

▼ 2

The Summit League

Event	Scrd As	Athlete	Yr	Scored Mark	Date	Pl. Pts.	Bonus	TOTAL
-------	---------	---------	----	-------------	------	----------	-------	-------

Scored bests come from CURRENT season

HJ	30	Mary WIRTH	JR	1.78m	5-10	1/31/14	0.05	0.00	0.05
----	----	------------	----	-------	------	---------	------	------	------

Team Total 0.05

124



UMKC

▲ 2

Western Athletic Conference

Event	Scrd As	Athlete	Yr	Scored Mark	Date	Pl. Pts.	Bonus	TOTAL
-------	---------	---------	----	-------------	------	----------	-------	-------

Scored bests come from CURRENT season

5000	30	Courtney FRERICH	JR	16:19.67 OT		2/14/14	0.05	0.00	0.05
------	----	------------------	----	-------------	--	---------	------	------	------

Team Total 0.05

124



Wake Forest

▼ 2

Atlantic Coast Conference

Event	Scrd As	Athlete	Yr	Scored Mark	Date	Pl. Pts.	Bonus	TOTAL
-------	---------	---------	----	-------------	------	----------	-------	-------

Scored bests come from CURRENT season

HJ	30	Nyki CALDWELL	JR	1.78m	5-10	1/11/14	0.05	0.00	0.05
----	----	---------------	----	-------	------	---------	------	------	------

Team Total 0.05

124



West Virginia

▲ 12

Big 12 Conference

Event	Scrd As	Athlete	Yr	Scored Mark	Date	Pl. Pts.	Bonus	TOTAL
-------	---------	---------	----	-------------	------	----------	-------	-------

Scored bests come from CURRENT season

TJ	30	Stormy NESBIT	SR	12.69m	41-7%	2/22/14	0.05	0.00	0.05
----	----	---------------	----	--------	-------	---------	------	------	------

Team Total 0.05

130



Marquette

▲ 6

BIG EAST Conference

Event	Scrd As	Athlete	Yr	Scored Mark	Date	Pl. Pts.	Bonus	TOTAL
-------	---------	---------	----	-------------	------	----------	-------	-------

Scored bests come from CURRENT season

LI	31	Carlye SCHUH	SR	6.11m	20-½	2/21/14	0.04	0.00	0.04
----	----	--------------	----	-------	------	---------	------	------	------

Team Total 0.04

131



UCF

▼ 6

American Athletic Conference

Event	Scrd As	Athlete	Yr	Scored Mark	Date	Pl. Pts.	Bonus	TOTAL
-------	---------	---------	----	-------------	------	----------	-------	-------

Scored bests come from CURRENT season

60	36	Briana VAUGHN	SO	7.41		2/7/14		0.02	0.02
----	----	---------------	----	------	--	--------	--	------	------

WT	34	Destinee ROMAIN	SR	20.02m	65-8¼	2/7/14	0.015	0.00	0.01
----	----	-----------------	----	--------	-------	--------	-------	------	------

Team Total 0.03

132



Central Michigan

▼ 1

Mid-American Conference

Event	Scrd As	Athlete	Yr	Scored Mark	Date	Pl. Pts.	Bonus	TOTAL
-------	---------	---------	----	-------------	------	----------	-------	-------

Scored bests come from CURRENT season

400	32	Shawntoreah TURK	SR	53.76 OT		2/14/14	0.03	0.00	0.03
-----	----	------------------	----	----------	--	---------	------	------	------

Team Total 0.03

133



Fordham

▼ 17

Atlantic 10 Conference

Event	Scrd As	Athlete	Yr	Scored Mark	Date	Pl. Pts.	Bonus	TOTAL
-------	---------	---------	----	-------------	------	----------	-------	-------

Scored bests come from CURRENT season

800	36	Titi FAGADE	SR	2:07.12		2/7/14		0.02	0.02
-----	----	-------------	----	---------	--	--------	--	------	------

Team Total 0.02

134



Coastal Carolina

▼ 8

Big South Conference

Event	Scrd As	Athlete	Yr	Scored Mark	Date	Pl. Pts.	Bonus	TOTAL
-------	---------	---------	----	-------------	------	----------	-------	-------

Scored bests come from CURRENT season

60H	33	Jessica GELIBERT	SO	8.34		2/7/14	0.02	0.00	0.02
-----	----	------------------	----	------	--	--------	------	------	------

Team Total 0.02

134



Princeton

▼ 1

Ivy League

Event	Scrd As	Athlete	Yr	Scored Mark	Date	Pl. Pts.	Bonus	TOTAL
-------	---------	---------	----	-------------	------	----------	-------	-------

Scored bests come from CURRENT season

5000	33	Megan CURHAM	FR	16:20.08		2/7/14	0.02	0.00	0.02
------	----	--------------	----	----------	--	--------	------	------	------

Team Total 0.02

"Scrd As", short for "Scored As", Standing used for place points portion of performance's score combining preseason data (when applied) to current season data

Numbers in BLACK are both the performance's actual NCAA rank AND "scored as" rank Numbers in RED indicate actual NCAA rank does not exist or is worse than "scored as" rank Numbers in BLUE indicate actual NCAA rank is better than "scored as" rank

USTFCCCA Non-Member

Non-Member Schools Will NOT be ranked, beginning Week 2



USTFCCCA NCAA Division I National Team Computer Rankings

as of 2/24/2014 2:09:05 PM

2014 Indoor Track & Field, Week #5

Only those who score >0.01 pts are shown
D denotes multiple-event rule in affect

WOMEN

136



UMBC

America East Conference

▼ 7

Event	Scrd As	Athlete	Yr	Scored Mark	Date	Pl. Pts.	Bonus	TOTAL
-------	---------	---------	----	-------------	------	----------	-------	-------

Scored bests come from CURRENT season

▶ 60	36	Mercedes JACKSON	JR	7.41	2/7/14	0.02		0.02
------	----	------------------	----	------	--------	------	--	------

Team Total 0.02

"Scrd As", short for "Scored As", Standing used for place points portion of performance's score combining preseason data (when applied) to current season data

Numbers in BLACK are both the performance's actual NCAA rank AND "scored as" rank Numbers in RED indicate actual NCAA rank does not exist or is worse than "scored as" rank Numbers in BLUE indicate actual NCAA rank is better than "scored as" rank

USTFCCCA Non-Member

Non-Member Schools Will NOT be ranked, beginning Week 2