



# USTFCCCA NCAA Division I National Team Computer Rankings

as of 3/5/2014 6:09:10 PM

## 2014 Indoor Track & Field, Week #7

Only those who score >0.01 pts are shown  
D denotes multiple-event rule in affect

MEN

1



Florida

Southeastern Conference

unch

Event	Scrd As	Athlete	Yr	Scored Mark	Date	Pl. Pts.	Bonus	TOTAL
Scored bests come from CURRENT season								
▶ 60	13	Antwan WRIGHT	SO	6.63	1/10/14	3	0.52	3.52
▶ 200	1	Dedric DUKES	JR	20.55	2/27/14	20	2.81	22.81
▶ 200	2	Arman HALL	SO	20.58	2/27/14	18	2.55	20.55
▶ 400	2	Arman HALL	SO	45.28	2/27/14	18	3.02	21.02
▶ 400	7	Hugh GRAHAM, JR.	JR	45.94	2/27/14	9	0.83	9.83
▶ 400	8	Najee GLASS	SO	45.95	2/27/14	8	0.81	8.81
▶ 800	5	Sean OBINWA	SR	1:47.76 OT	2/14/14	12	1.52	13.52
▶ 800	9	Andres ARROYO	FR	1:47.97 OT	2/14/14	7	1.21	8.21
▶ 800	10	Ryan SCHNULLE	SO	1:48.05	1/31/14	6	1.09	7.09
▶ 5000	9	Mark PARRISH	JR	13:43.15 OT	2/14/14	7	1.18	8.18
▶ 60H	4	Eddie LOVETT	SR	7.65	2/27/14	14	1.94	15.94
▶ 4x400	2	Glass, Graham, Jr, Dukes, Hall		3:03.50	2/27/14	18	3.34	21.34
▶ LJ	4	Marquis DENDY	JR	7.87m	25-10 1/31/14	14	1.53	15.53
Team Total								176.35

3



Texas A&M

Southeastern Conference

unch

Event	Scrd As	Athlete	Yr	Scored Mark	Date	Pl. Pts.	Bonus	TOTAL
Scored bests come from CURRENT season								
▶ 60	2	Prezel HARDY, JR.	SR	6.56	1/17/14	18	2.23	20.23
▶ 200	4	Shavez HART	JR	20.66	2/27/14	14	1.86	15.86
▶ 200	5	Aldrich BAILEY, JR.	SO	20.69	2/27/14	12	1.60	13.60
▶ 200	6	Prezel HARDY, JR.	SR	20.70	1/17/14	10	1.52	11.52
▶ 200	16	Michael BRYAN	SR	20.89	2/15/14	1.25	0.25	1.50
▶ 400	1	Deon LENDORE	JR	45.03	2/27/14	20	3.93	23.93
▶ 400	16	Aldrich BAILEY, JR.	SO	46.25	1/31/14	1.25	0.29	1.54
▶ 60H	9	Wayne DAVIS II	SR	7.70	2/15/14	7	0.88	7.88
▶ 4x400	1	Hart, Bailey, Jr., Roudette, Lendore		3:03.20	2/27/14	20	3.56	23.56
▶ PV	9	Chase WOLFLE	SO	5.46m	17-11 2/27/14	7	0.23	7.23
Team Total								126.85

2



Arkansas

Southeastern Conference

unch

Event	Scrd As	Athlete	Yr	Scored Mark	Date	Pl. Pts.	Bonus	TOTAL
Scored bests come from CURRENT season								
▶ 400	9	Neil BRADY	SR	45.96	2/14/14	7	0.79	7.79
▶ 800	7	Patrick RONO	JR	1:47.96	2/14/14	9	1.22	10.22
▶ 800	13	Tomas SQUELLA	SO	1:48.70	2/14/14	3	0.26	3.26
▶ 60H	9	Omar MCLEOD	FR	7.70	2/27/14	7	0.88	7.88
▶ 4x400	4	Lawson, Janise, Southard, Braddy		3:05.02	1/31/14	14	2.21	16.21
▶ DMR	6	Wallace, Braddy, Squella, Rono		9:29.37 OT	2/22/14	10	1.69	11.69
▶ HJ	10	Anthony MAY	SR	2.21m	7-3 2/14/14	6	0.09	6.09
▶ PV	3	Andrew IRWIN	JR	5.60m	18-4½ 2/14/14	16	3.15	19.15
▶ LJ	2	Raymond HIGGS	SR	7.99m	26-2½ 2/14/14	18	3.59	21.59
▶ LJ	5	Jarrion LAWSON	SO	7.86m	25-9½ 2/14/14	12	1.35	13.35
▶ TJ	7	Anthony MAY	SR	16.07m	52-8½ 1/31/14	9	0.92	9.92
▶ TJ	10	Clive PULLEN	FR	16.01m	52-6½ 2/7/14	6	0.65	6.65
▶ HEPT	2	Kevin LAZAS	SR	5,923	1/31/14	18	3.81	21.81
Team Total								155.62

4



Wisconsin

Big Ten Conference

▲ 1

Event	Scrd As	Athlete	Yr	Scored Mark	Date	Pl. Pts.	Bonus	TOTAL
Scored bests come from CURRENT season								
▶ 3000	9	Reed CONNOR	SR	7:51.78 OT	2/28/14	7	1.08	8.08
▶ 5000	1	Reed CONNOR	SR	13:37.42 OT	2/14/14	20	2.21	22.21
▶ 5000	12	Mohammed AHMED	SR	13:44.32 OT	2/28/14	4	0.97	4.97
▶ PV	4	Japheth CATO	SR	5.55m	18-2½ 2/14/14	14	1.66	15.66
▶ SP	10	Danny BLOCK	SR	19.55m	64-1½ 2/21/14	6	0.00	6.00
▶ WT	1	Michael LIHRMAN	JR	24.27m	79-7½ 2/21/14	20	6.56	26.56
▶ HEPT	5	Japheth CATO	SR	5,837	2/28/14	12	2.04	14.04
▶ HEPT	6	Zach ZIEMEKE	JR	5,815	2/28/14	10	1.58	11.58
Team Total								109.10

"Scrd As", short for "Scored As", Standing used for place points portion of performance's score combining preseason data (when applied) to current season data

Numbers in BLACK are both the performance's actual NCAA rank AND "scored as" rank Numbers in RED indicate actual NCAA rank does not exist or is worse than "scored as" rank Numbers in BLUE indicate actual NCAA rank is better than "scored as" rank

USTFCCCA Non-Member

Non-Member Schools Will NOT be ranked, beginning Week 2



# USTFCCCA NCAA Division I National Team Computer Rankings

as of 3/5/2014 6:09:10 PM

## 2014 Indoor Track & Field, Week #7

Only those who score >0.01 pts are shown  
D denotes multiple-event rule in affect

### MEN

5



Arizona

Mountain Pacific Sports Federation

▲ 1

Event	Scrd As	Athlete	Yr	Scored Mark	Date	Pl. Pts.	Bonus	TOTAL
Scored bests come from CURRENT season								
▶ Mile	1	Lawi LALANG	SR	3:52.88	2/15/14	20	4.12	24.12
▶ 3000	1	Lawi LALANG	SR	7:44.20 OT	1/31/14	20	3.17	23.17
▶ 5000	4	Lawi LALANG	SR	13:41.58 OT	2/28/14	14	1.46	15.46
▶ HJ	1	Nick ROSS	SR	2.31m 7-7	1/24/14	20	6.64	26.64
▶ TJ	13	Jovon CUNNINGHAM	JR	15.91m 52-2½	1/24/14	3	0.19	3.19
▶ WT	7	Jordan YOUNG	FR	21.81m 71-6½	2/14/14	9	0.77	9.77
▶ HEPT	15	Pau TONNESON	JR	5,589	2/28/14	1.5	0.00	1.50

Team Total 103.85

6



Oregon

Mountain Pacific Sports Federation

▼ 2

Event	Scrd As	Athlete	Yr	Scored Mark	Date	Pl. Pts.	Bonus	TOTAL
Scored bests come from CURRENT season								
▶ 400	12	Mike BERRY	SR	46.13 OT	1/24/14	4	0.50	4.50
▶ Mile	9	Mac FLEET	SR	3:58.25 OT	2/14/14	7	0.96	7.96
▶ 3000	2	Edward CHESEREK	FR	7:47.20 OT	2/28/14	18	2.34	20.34
▶ 3000	6	Parker STINSON	JR	7:51.06 OT	2/28/14	10	1.27	11.27
▶ 3000	15	Trevor DUNBAR	SR	7:53.13 OT	2/14/14	1.5	0.71	2.21
▶ 5000	3	Edward CHESEREK	FR	13:40.51 OT	2/14/14	16	1.65	17.65
▶ 5000	11	Parker STINSON	JR	13:43.51 OT	2/14/14	5	1.12	6.12
▶ 60H	7	Johnathan CABRAL	JR	7.68	2/28/14	9	1.30	10.30
▶ 4x400	10	Chambers, Delaney, Galpin, Berry		3:06.99 OT	2/28/14	4	1.03	5.03
▶ DMR	11	Johnson, Delaney, Hornsby, Dunbar		9:31.64 OT	1/31/14	2	1.08	3.08
▶ HEPT	8	Dakotah KEYS	SR	5,730	1/31/14	8	0.60	8.60

Team Total 97.06

7



Florida State

Atlantic Coast Conference

unch

Event	Scrd As	Athlete	Yr	Scored Mark	Date	Pl. Pts.	Bonus	TOTAL
Scored bests come from CURRENT season								
▶ 60	5	Dentarius LOCKE	SR	6.58cA 6.56	1/24/14	12	1.74	13.74
▶ 400	14	James HARRIS	SR	46.15cf 46.88	2/27/14	2	0.46	2.46
▶ 4x400	5	Roy, Cherry, Harris, Russell		3:06.79 OT	2/22/14	12	1.13	13.13
▶ HJ	2	James HARRIS	SR	2.27m 7-5½	1/24/14	18	3.43	21.43
▶ TJ	2	Jonathan REID	JR	16.32m 53-6½	2/14/14	18	2.94	20.94

Team Total 71.70

8



Penn State

Big Ten Conference

unch

Event	Scrd As	Athlete	Yr	Scored Mark	Date	Pl. Pts.	Bonus	TOTAL
Scored bests come from CURRENT season								
▶ 800	2	Brannon KIDDER	SO	1:47.45	2/7/14	18	1.98	19.98
▶ 800	11	Za'Von WATKINS	SO	1:48.11	2/7/14	5	1.00	6.00
▶ DMR	1	Kidder, Bennett-Green, Watkins, Creese		9:26.59	1/31/14	20	2.45	22.45
▶ HJ	13	Jon HENDERSHOT	SR	2.20m 7-2½	1/31/14	3	0.00	3.00
▶ TJ	11	Steve WAITHE	JR	16.00m 52-6	2/14/14	5	0.60	5.60
▶ WT	9	Will BARR	SR	21.50m 70-6½	2/28/14	7	0.31	7.31

Team Total 64.33

9



Villanova

BIG EAST Conference

unch

Event	Scrd As	Athlete	Yr	Scored Mark	Date	Pl. Pts.	Bonus	TOTAL
Scored bests come from CURRENT season								
▶ 800	12	Samuel ELLISON	SR	1:48.40 OT	2/14/14	4	0.57	4.57
▶ Mile	3	Jordan WILLIAMSZ	SO	3:56.84 OT	2/14/14	16	1.77	17.77
▶ 5000	2	Patrick TIERNAN	FR	13:37.73 OT	2/14/14	18	2.15	20.15
▶ DMR	3	Solis, Ellison, Fitzsimons, Williamsz		9:28.06	3/2/14	16	2.05	18.05

Team Total 60.55

"Scrd As", short for "Scored As", Standing used for place points portion of performance's score combining preseason data (when applied) to current season data

Numbers in BLACK are both the performance's actual NCAA rank AND "scored as" rank Numbers in RED indicate actual NCAA rank does not exist or is worse than "scored as" rank Numbers in BLUE indicate actual NCAA rank is better than "scored as" rank

USTFCCCA Non-Member

Non-Member Schools Will NOT be ranked, beginning Week 2



# USTFCCCA NCAA Division I National Team Computer Rankings

as of 3/5/2014 6:09:10 PM

## 2014 Indoor Track & Field, Week #7

Only those who score >0.01 pts are shown  
D denotes multiple-event rule in affect

### MEN

# 10



## Southern California

### unch

#### Independent (DI)

Event	Scrd As	Athlete	Yr	Scored Mark	Date	Pl. Pts.	Bonus	TOTAL
Scored bests come from CURRENT season								
▶ 60	3	Aaron BROWN	SR	6.57cA 6.55	2/14/14	16	1.98	17.98
▶ 60	13	BeeJay LEE	JR	6.63	1/18/14	3	0.52	3.52
▶ 200	3	Aaron BROWN	SR	20.60cA 20.53	2/14/14	16	2.38	18.38
▶ 60H	2	Aleec HARRIS	SR	7.62cA 7.60	2/14/14	18	2.58	20.58
Team Total								60.46

# 11



## Alabama

### unch

#### Southeastern Conference

Event	Scrd As	Athlete	Yr	Scored Mark	Date	Pl. Pts.	Bonus	TOTAL
Scored bests come from CURRENT season								
▶ 60	10	Diondre BATSON	JR	6.61	1/31/14	6	1.00	7.00
▶ 200	14	Diondre BATSON	JR	20.84	2/27/14	2	0.46	2.46
▶ 800	14	Jacopo LAHBI	FR	1:48.77 OT	1/24/14	2	0.20	2.20
▶ LJ	8	Kamal FULLER	SR	7.81m 25-7½	2/14/14	8	0.67	8.67
▶ TJ	3	Jeremiah GREEN	FR	16.29m 53-5½	2/27/14	16	2.67	18.67
▶ SP	15	Kyle FELPEL	FR	19.23m 63-1¼	2/27/14	1.5	0.00	1.50
▶ WT	8	Charodd RICHARDSON	JR	21.51m 70-7	2/27/14	8	0.32	8.32
▶ WT	10	Elias HAKANSSON	SO	21.48m 70-5½	2/27/14	6	0.28	6.28
Team Total								55.11

# 12



## Notre Dame

### unch

#### Atlantic Coast Conference

Event	Scrd As	Athlete	Yr	Scored Mark	Date	Pl. Pts.	Bonus	TOTAL
Scored bests come from CURRENT season								
▶ 400	5	Christopher GIESTING	JR	45.71cf 46.43	2/27/14	12	1.48	13.48
▶ 400	6	Patrick FEENEY	SR	45.81cf 46.54	2/27/14	10	1.13	11.13
▶ Mile	5	Jeremy RAE	SR	3:57.25 OT	2/7/14	12	1.54	13.54
▶ 4x400	12	Giesting, Buchanon, Smith, Feeney		3:07.58 OT	2/22/14	1	0.75	1.75
▶ DMR	7	Rae, Feeney, Dumford, Happe		9:29.43 OT	2/22/14	8	1.68	9.68
Team Total								49.57

# 13



## Mississippi State

### unch

#### Independent (DI)

Event	Scrd As	Athlete	Yr	Scored Mark	Date	Pl. Pts.	Bonus	TOTAL
Scored bests come from CURRENT season								
▶ 800	4	Brandon MCBRIDE	SO	1:47.51	2/14/14	14	1.89	15.89
▶ HJ	2	Marcus JACKSON	SR	2.27m 7-5¼	2/14/14	18	3.43	21.43
▶ TJ	8	Jason HARPER	SR	16.03m 52-7¼	2/14/14	8	0.74	8.74
Team Total								46.05

# 14



## Nebraska

### unch

#### Big Ten Conference

Event	Scrd As	Athlete	Yr	Scored Mark	Date	Pl. Pts.	Bonus	TOTAL
Scored bests come from CURRENT season								
▶ 60H	1	Oladapo AKINMOLADUN	SO	7.61	2/28/14	20	2.79	22.79
▶ 4x400	7	Bender, Gipson, Wiseman, Rush		3:06.93	2/14/14	8	1.06	9.06
▶ LJ	5	Patrick RAEDLER	JR	7.86m 25-9½	2/14/14	12	1.35	13.35
Team Total								45.21

# 15



## Colorado

### unch

#### Mountain Pacific Sports Federation

Event	Scrd As	Athlete	Yr	Scored Mark	Date	Pl. Pts.	Bonus	TOTAL
Scored bests come from CURRENT season								
▶ 3000	3	Jake HURYSZ	SR	7:50.50 OT	2/28/14	16	1.43	17.43
▶ 3000	5	Joe BOSSHARD	SR	7:50.86 OT	2/28/14	12	1.33	13.33
▶ 3000	12	Ben SAAREL	FR	7:52.61 OT	2/14/14	4	0.85	4.85
▶ 5000	10	Joe BOSSHARD	SR	13:43.21 OT	2/14/14	6	1.17	7.17
▶ 5000	16	Morgan PEARSON	JR	13:49.30 OT	2/28/14	1.25	0.14	1.39
Team Total								44.16

"Scrd As", short for "Scored As", Standing used for place points portion of performance's score combining preseason data (when applied) to current season data

Numbers in BLACK are both the performance's actual NCAA rank AND "scored as" rank Numbers in RED indicate actual NCAA rank does not exist or is worse than "scored as" rank Numbers in BLUE indicate actual NCAA rank is better than "scored as" rank

USTFCCCA Non-Member

Non-Member Schools Will NOT be ranked, beginning Week 2



## 2014 Indoor Track &amp; Field, Week #7

Only those who score >0.01 pts are shown  
D denotes multiple-event rule in affect

## MEN

16



Stanford

unch

Mountain Pacific Sports Federation

Event	Scrd As	Athlete	Yr	Scored Mark	Date	Pl. Pts.	Bonus	TOTAL
Scored bests come from CURRENT season								
3000	4	Erik OLSON	SR	7:50.81 OT	2/28/14	14	1.34	15.34
5000	7	Erik OLSON	SR	13:42.56 OT	2/14/14	9	1.29	10.29
5000	15	Joe ROSA	JR	13:44.85 OT	2/28/14	1.5	0.88	2.38
DMR	4	Bertolotti, Solomon, Lefebure, Atchoo		9:28.95	1/31/14	14	1.81	15.81
Team Total								43.81

17



Ohio State

▲ 3

Big Ten Conference

Event	Scrd As	Athlete	Yr	Scored Mark	Date	Pl. Pts.	Bonus	TOTAL
Scored bests come from CURRENT season								
200	9	Timothy FAUST	JR	20.77 OT	2/28/14	7	0.92	7.92
60H	4	Donovan ROBERTSON	FR	7.65	2/28/14	14	1.94	15.94
60H	4	Demoye BOGLE	SR	7.65	1/10/14	14	1.94	15.94
4x400	11	Page, Rispress, Walker, Bruton		3:07.47 OT	2/28/14	2	0.80	2.80
Team Total								42.60

18



Akron

unch

Mid-American Conference

Event	Scrd As	Athlete	Yr	Scored Mark	Date	Pl. Pts.	Bonus	TOTAL
Scored bests come from CURRENT season								
PV	2	Shawn BARBER	SO	5.66m	2/7/14	18	4.94	22.94
HEPT	3	Alex MCCUNE	JR	5,864	2/7/14	16	2.60	18.60
Team Total								41.53

19




Cornell

unch

Ivy League

Event	Scrd As	Athlete	Yr	Scored Mark	Date	Pl. Pts.	Bonus	TOTAL
Scored bests come from CURRENT season								
200	14	Bruno HORTELANO-ROIG	SR	20.84 OT	2/14/14	2	0.46	2.46
HJ	4	Montez BLAIR	SR	2.24m	2/22/14	14	1.31	15.31
SP	2	Stephen MOZIA	JR	20.79m	3/1/14	18	5.10	23.10
Team Total								40.87

20



LSU

▼ 3

Southeastern Conference

Event	Scrd As	Athlete	Yr	Scored Mark	Date	Pl. Pts.	Bonus	TOTAL
Scored bests come from CURRENT season								
400	3	Vernon NORWOOD	JR	45.39	2/27/14	16	2.63	18.63
400	15	Quincy DOWNING	JR	46.21	2/27/14	1.5	0.36	1.86
4x400	3	Bush, Downing, Grayson, Norwood		3:04.04	2/27/14	16	2.94	18.94
Team Total								39.42

21



Purdue

unch

Big Ten Conference

Event	Scrd As	Athlete	Yr	Scored Mark	Date	Pl. Pts.	Bonus	TOTAL
Scored bests come from CURRENT season								
60	13	Raheem MOSTERT	JR	6.63	2/28/14	3	0.52	3.52
200	7	Raheem MOSTERT	JR	20.73 OT	2/28/14	9	1.26	10.26
SP	14	Chukwuebuka ENEKWECHI	SO	19.24m	2/22/14	2	0.00	2.00
WT	2	Chukwuebuka ENEKWECHI	SO	23.62m	1/31/14	18	4.68	22.68
Team Total								38.46

22



Michigan State

unch

Big Ten Conference

Event	Scrd As	Athlete	Yr	Scored Mark	Date	Pl. Pts.	Bonus	TOTAL
Scored bests come from CURRENT season								
3000	16	Caleb RHYNARD	SO	7:53.34 OT	2/28/14	1.25	0.65	1.90
SP	8	Antonio JAMES	JR	19.93m	2/28/14	8	0.58	8.58
WT	4	Antonio JAMES	JR	22.74m	1/25/14	14	2.15	16.15
HEPT	7	Kurt SCHNEIDER	SR	5,738	2/28/14	9	0.68	9.68
Team Total								36.32

23



Iowa State

▲ 6

Big 12 Conference

Event	Scrd As	Athlete	Yr	Scored Mark	Date	Pl. Pts.	Bonus	TOTAL
Scored bests come from CURRENT season								
800	1	Edward KEMBOI	JR	1:45.98 OT	2/14/14	20	4.21	24.21
HJ	6	Cameron OSTROWSKI	JR	2.23m	2/28/14	10	0.90	10.90
Team Total								35.11

"Scrd As", short for "Scored As", Standing used for place points portion of performance's score combining preseason data (when applied) to current season data

Numbers in BLACK are both the performance's actual NCAA rank AND "scored as" rank Numbers in RED indicate actual NCAA rank does not exist or is worse than "scored as" rank Numbers in BLUE indicate actual NCAA rank is better than "scored as" rank

USTFCCCA Non-Member

Non-Member Schools Will NOT be ranked, beginning Week 2



## USTFCCCA NCAA Division I National Team Computer Rankings

as of 3/5/2014 6:09:11 PM

## 2014 Indoor Track &amp; Field, Week #7

Only those who score >0.01 pts are shown  
D denotes multiple-event rule in affect

## MEN

24



Texas Tech

Big 12 Conference

unch

Event	Scrd As	Athlete	Yr	Scored Mark	Date	Pl. Pts.	Bonus	TOTAL
Scored bests come from CURRENT season								
HJ	6	Bradley ADKINS	SO	2.23m 7-3¼	2/28/14	10	0.90	10.90
HJ	6	Jacorian DUFFIELD	JR	2.23m 7-3¼	2/28/14	10	0.90	10.90
SP	5	Kole WELDON	JR	20.11m 65-11¾	2/7/14	12	1.17	13.17
Team Total								34.98

25



Texas

Big 12 Conference

▲ 2

Event	Scrd As	Athlete	Yr	Scored Mark	Date	Pl. Pts.	Bonus	TOTAL
Scored bests come from CURRENT season								
400	10	Zack BILDERBACK	SO	46.03 OT	2/28/14	6	0.67	6.67
SP	1	Ryan CROUSER	SO	21.23m 69-8	2/7/14	20	7.64	27.64
Team Total								34.32

26



UTEP

Conference USA

▼ 3

Event	Scrd As	Athlete	Yr	Scored Mark	Date	Pl. Pts.	Bonus	TOTAL
Scored bests come from CURRENT season								
Mile	2	Anthony ROTICH	JR	3:55.86cA 4:01.11	1/24/14	18	2.35	20.35
TJ	5	Mark JACKSON	SR	16.21m 53-2¼	1/24/14	12	1.94	13.94
Team Total								34.29

27



Kennesaw State

Atlantic Sun Conference

▲ 1

Event	Scrd As	Athlete	Yr	Scored Mark	Date	Pl. Pts.	Bonus	TOTAL
Scored bests come from CURRENT season								
HJ	6	Andre DORSEY	JR	2.23m 7-3¼	2/21/14	10	0.90	10.90
LJ	10	Andre DORSEY	JR	7.76m 25-5¼	2/21/14	6	0.24	6.24
TJ	4	Andre DORSEY	JR	16.27m 53-4¼	2/7/14	14	2.49	16.49
Team Total								33.63

28



Middle Tennessee

Conference USA

▼ 2

Event	Scrd As	Athlete	Yr	Scored Mark	Date	Pl. Pts.	Bonus	TOTAL
Scored bests come from CURRENT season								
400	11	Emmanuel TUGUMISIRIZE	SR	46.05	1/24/14	5	0.64	5.64
800	2	Eliud RUTTO	SO	1:47.45cf 1:48.98	1/31/14	18	1.98	19.98
TJ	9	Cordairo GOLDEN	SR	16.02m 52-6¼	2/28/14	7	0.69	7.69
Team Total								33.31

29



BYU

Mountain Pacific Sports Federation

▲ 2

Event	Scrd As	Athlete	Yr	Scored Mark	Date	Pl. Pts.	Bonus	TOTAL
Scored bests come from CURRENT season								
3000	11	Jared WARD	SR	7:52.51 OT	2/28/14	5	0.88	5.88
5000	5	Jared WARD	SR	13:42.17 OT	2/14/14	12	1.36	13.36
PV	6	Braydon BRINGHURST	JR	5.50m 18-½	1/18/14	10	0.83	10.83
HEPT	14	Chase DALTON	SR	5,621	1/23/14	2	0.00	2.00
Team Total								32.06

30



Mississippi

Southeastern Conference

▼ 5

Event	Scrd As	Athlete	Yr	Scored Mark	Date	Pl. Pts.	Bonus	TOTAL
Scored bests come from CURRENT season								
60	11	Jalen MILLER	FR	6.62	2/7/14	5	0.76	5.76
PV	1	Sam KENDRICKS	JR	5.70m 18-8¼	2/14/14	20	6.12	26.12
Team Total								31.89

31



Duke

Atlantic Coast Conference

▲ 1

Event	Scrd As	Athlete	Yr	Scored Mark	Date	Pl. Pts.	Bonus	TOTAL
Scored bests come from CURRENT season								
HJ	10	Tanner ANDERSON	SR	2.21m 7-3	2/27/14	6	0.09	6.09
HEPT	1	Curtis BEACH	SR	6,011	2/27/14	20	5.63	25.63
Team Total								31.72

"Scrd As", short for "Scored As", Standing used for place points portion of performance's score combining preseason data (when applied) to current season data

Numbers in BLACK are both the performance's actual NCAA rank AND "scored as" rank Numbers in RED indicate actual NCAA rank does not exist or is worse than "scored as" rank Numbers in BLUE indicate actual NCAA rank is better than "scored as" rank

USTFCCCA Non-Member

Non-Member Schools Will NOT be ranked, beginning Week 2





# USTFCCCA NCAA Division I National Team Computer Rankings

## 2014 Indoor Track & Field, Week #7

as of 3/5/2014 6:09:12 PM

Only those who score >0.01 pts are shown  
D denotes multiple-event rule in affect

### MEN

# 32



## Pittsburgh

### Atlantic Coast Conference

▲ 1

Event	Scrd As	Athlete	Yr	Scored Mark	Date	Pl. Pts.	Bonus	TOTAL
Scored bests come from CURRENT season								
200	11	Carvin NKANATA	SR	20.79 OT	2/14/14	5	0.75	5.75
400	4	Brycen SPRATLING	SR	45.57 OT	2/14/14	14	1.98	15.98
400	13	Micah MURRAY	SR	46.14cf 46.87	2/27/14	3	0.48	3.48
4x400	9	Murray, Nkanata, Palmer, Spratling		3:06.98	1/31/14	5	1.04	6.04
Team Total								31.25

# 33



## Louisville

### American Athletic Conference

▲ 1

Event	Scrd As	Athlete	Yr	Scored Mark	Date	Pl. Pts.	Bonus	TOTAL
Scored bests come from CURRENT season								
LJ	3	Guillaume VICTORIN	JR	7.91m 25-11½	2/28/14	16	2.21	18.21
TJ	6	Ben WILLIAMS	SO	16.16m 53-¼	2/28/14	10	1.48	11.48
Team Total								29.70

# 34



## Houston

### American Athletic Conference

▲ 2

Event	Scrd As	Athlete	Yr	Scored Mark	Date	Pl. Pts.	Bonus	TOTAL
Scored bests come from CURRENT season								
60	3	Cameron BURRELL	FR	6.57cA 6.55	1/24/14	16	1.98	17.98
60	6	Leshon COLLINS	SO	6.60	1/11/14	10	1.25	11.25
Team Total								29.23

# 35



## New Mexico

### Mountain West Conference

▼ 5

Event	Scrd As	Athlete	Yr	Scored Mark	Date	Pl. Pts.	Bonus	TOTAL
Scored bests come from CURRENT season								
Mile	12	Elmar ENGHOLM	FR	3:58.90cA 4:04.22	2/14/14	4	0.58	4.58
5000	6	Luke CALDWELL	SR	13:42.50 OT	2/14/14	10	1.30	11.30
5000	14	Adam BITCHELL	SR	13:44.70	12/13/13	2	0.91	2.91
LJ	7	Kendall SPENCER	SR	7.85m 25-9¾	2/27/14	9	1.18	10.18
Team Total								28.97

# 36



## Minnesota

### Big Ten Conference

▼ 1

Event	Scrd As	Athlete	Yr	Scored Mark	Date	Pl. Pts.	Bonus	TOTAL
Scored bests come from CURRENT season								
3000	14	John SIMONS	SR	7:52.62 OT	2/28/14	2	0.85	2.85
PV	10	Zach SIEGMEIER	SR	5.45m 17-10¾	2/21/14	6	0.08	6.08
WT	3	Jon LEHMAN	SR	22.98m 75-4¾	2/21/14	16	2.83	18.83
Team Total								27.76

# 37



## Rutgers

### American Athletic Conference

▲ 2

Event	Scrd As	Athlete	Yr	Scored Mark	Date	Pl. Pts.	Bonus	TOTAL
Scored bests come from CURRENT season								
LJ	1	Corey CRAWFORD	JR	8.22m 26-11¾	2/28/14	20	7.53	27.53
Team Total								27.53

# 38



## Georgetown

### BIG EAST Conference

▲ 4

Event	Scrd As	Athlete	Yr	Scored Mark	Date	Pl. Pts.	Bonus	TOTAL
Scored bests come from CURRENT season								
800	6	Billy LEDDER	JR	1:47.89 OT	2/14/14	10	1.33	11.33
DMR	5	Bartelsmeyer, Andre, Ledder, Bile		9:29.11	3/2/14	12	1.76	13.76
Team Total								25.09

# 39



## TCU

### Big 12 Conference

▲ 1

Event	Scrd As	Athlete	Yr	Scored Mark	Date	Pl. Pts.	Bonus	TOTAL
Scored bests come from CURRENT season								
60	11	Raymond BOZMANS	SO	6.62cA 6.60	2/1/14	5	0.76	5.76
60H	9	Jordan MOORE	FR	7.70	2/14/14	7	0.88	7.88
4x400	6	Jackson, Washington, McSwain, Baker		3:06.89	1/17/14	10	1.08	11.08
Team Total								24.73

"Scrd As", short for "Scored As", Standing used for place points portion of performance's score combining preseason data (when applied) to current season data

Numbers in BLACK are both the performance's actual NCAA rank AND "scored as" rank Numbers in RED indicate actual NCAA rank does not exist or is worse than "scored as" rank Numbers in BLUE indicate actual NCAA rank is better than "scored as" rank

USTFCCCA Non-Member

Non-Member Schools Will NOT be ranked, beginning Week 2



## 2014 Indoor Track &amp; Field, Week #7

Only those who score >0.01 pts are shown  
D denotes multiple-event rule in affect

## MEN

40



Kent State

Mid-American Conference

▲ 1

Event	Scrd As	Athlete	Yr	Scored Mark	Date	Pl. Pts.	Bonus	TOTAL
-------	---------	---------	----	-------------	------	----------	-------	-------

Scored bests come from CURRENT season

▶ 200	8	Wayne GORDON	SO	20.74 OT	2/28/14	8	1.17	9.17
▶ 60H	14	William BARNES	SO	7.75	2/28/14	2	0.18	2.18
▶ WT	5	Matthias TAYALA	SO	22.01m 72-2½	12/6/13	12	1.07	13.07

Team Total 24.42

41



Baylor

Big 12 Conference

▼ 3

Event	Scrd As	Athlete	Yr	Scored Mark	Date	Pl. Pts.	Bonus	TOTAL
-------	---------	---------	----	-------------	------	----------	-------	-------

Scored bests come from CURRENT season

▶ TJ	1	Felix OBI	SO	16.44m 53-11½	2/14/14	20	4.04	24.04
------	---	-----------	----	---------------	---------	----	------	-------

Team Total 24.04

42



Oklahoma State

Big 12 Conference

▼ 5

Event	Scrd As	Athlete	Yr	Scored Mark	Date	Pl. Pts.	Bonus	TOTAL
-------	---------	---------	----	-------------	------	----------	-------	-------

Scored bests come from CURRENT season

▶ 200	12	Tyreek HILL	FR	20.81 OT	2/28/14	4	0.59	4.59
▶ DMR	8	Moskowitz, Payton, Noelle, Erassa		9:29.91 OT	2/22/14	6	1.55	7.55
▶ WT	6	Nick MILLER	JR	21.99m 72-1½	2/14/14	10	1.04	11.04

Team Total 23.17

43



UT Arlington

Sun Belt Conference

▲ 1

Event	Scrd As	Athlete	Yr	Scored Mark	Date	Pl. Pts.	Bonus	TOTAL
-------	---------	---------	----	-------------	------	----------	-------	-------

Scored bests come from CURRENT season

▶ 60	1	Clayton VAUGHN	SR	6.55	2/7/14	20	2.48	22.48
------	---	----------------	----	------	--------	----	------	-------

Team Total 22.48

44



Illinois State

Missouri Valley Conference

▼ 1

Event	Scrd As	Athlete	Yr	Scored Mark	Date	Pl. Pts.	Bonus	TOTAL
-------	---------	---------	----	-------------	------	----------	-------	-------

Scored bests come from CURRENT season

▶ SP	3	Curtis JENSEN	SR	20.29m 66-7	12/6/13	16	2.21	18.21
▶ WT	12	Akil MILLS	JR	21.23m 69-8	2/14/14	4	0.00	4.00

Team Total 22.21

45



Kentucky

Southeastern Conference

unch

Event	Scrd As	Athlete	Yr	Scored Mark	Date	Pl. Pts.	Bonus	TOTAL
-------	---------	---------	----	-------------	------	----------	-------	-------

Scored bests come from CURRENT season

▶ Mile	4	Matt HILLENBRAND	SR	3:57.00 OT	2/14/14	14	1.68	15.68
▶ SP	11	Brad SZYPKA	JR	19.48m 63-11	2/14/14	5	0.00	5.00

Team Total 20.68

46



Indiana

Big Ten Conference

▲ 1

Event	Scrd As	Athlete	Yr	Scored Mark	Date	Pl. Pts.	Bonus	TOTAL
-------	---------	---------	----	-------------	------	----------	-------	-------

Scored bests come from CURRENT season

▶ DMR	2	Gornall, Morgan, Kinnaird, Hunter		9:27.72 OT	2/22/14	18	2.14	20.14
-------	---	-----------------------------------	--	------------	---------	----	------	-------

Team Total 20.14

47



Harvard

Ivy League

▼ 1

Event	Scrd As	Athlete	Yr	Scored Mark	Date	Pl. Pts.	Bonus	TOTAL
-------	---------	---------	----	-------------	------	----------	-------	-------

Scored bests come from CURRENT season

▶ 3000	8	Maksim KOROLEV	SR	7:51.52	2/7/14	8	1.15	9.15
▶ 5000	7	Maksim KOROLEV	SR	13:42.56	1/24/14	9	1.29	10.29

Team Total 19.43

48



Indiana State

Missouri Valley Conference

▲ 3

Event	Scrd As	Athlete	Yr	Scored Mark	Date	Pl. Pts.	Bonus	TOTAL
-------	---------	---------	----	-------------	------	----------	-------	-------

Scored bests come from CURRENT season

▶ 60H	3	Greggmar SWIFT	SR	7.64	1/31/14	16	2.15	18.15
-------	---	----------------	----	------	---------	----	------	-------

Team Total 18.15

"Scrd As", short for "Scored As", Standing used for place points portion of performance's score combining preseason data (when applied) to current season data

Numbers in BLACK are both the performance's actual NCAA rank AND "scored as" rank Numbers in RED indicate actual NCAA rank does not exist or is worse than "scored as" rank Numbers in BLUE indicate actual NCAA rank is better than "scored as" rank

USTFCCCA Non-Member

Non-Member Schools Will NOT be ranked, beginning Week 2



# USTFCCCA NCAA Division I National Team Computer Rankings

as of 3/5/2014 6:09:12 PM

## 2014 Indoor Track & Field, Week #7

Only those who score >0.01 pts are shown  
D denotes multiple-event rule in affect

### MEN

49



Georgia

Southeastern Conference

▲ 1

Event	Scrd As	Athlete	Yr	Scored Mark	Date	Pl. Pts.	Bonus	TOTAL
-------	---------	---------	----	-------------	------	----------	-------	-------

Scored bests come from CURRENT season

▶ SP	16	Nick VENA	JR	19.19m	62-11½	2/7/14	1.25	0.00	1.25
▶ HEPT	4	Maicel UIBO	SO	5,859		2/27/14	14	2.49	16.49

Team Total 17.74

50



Buffalo

Mid-American Conference

▼ 2

Event	Scrd As	Athlete	Yr	Scored Mark	Date	Pl. Pts.	Bonus	TOTAL
-------	---------	---------	----	-------------	------	----------	-------	-------

Scored bests come from CURRENT season

▶ SP	7	Jonathan JONES	JR	19.95m	65-5½	2/14/14	9	0.64	9.64
▶ HEPT	9	Mike MORGAN	SO	5,704		2/28/14	7	0.33	7.33

Team Total 16.97

51



Boston University

Patriot League

▲ 8

Event	Scrd As	Athlete	Yr	Scored Mark	Date	Pl. Pts.	Bonus	TOTAL
-------	---------	---------	----	-------------	------	----------	-------	-------

Scored bests come from CURRENT season

▶ Mile	6	Rich PETERS	JR	3:57.27		2/7/14	10	1.52	11.52
▶ 3000	12	Rich PETERS	JR	7:52.61		1/24/14	4	0.85	4.85

Team Total 16.38

52



Dartmouth

Ivy League

▲ 1


Event	Scrd As	Athlete	Yr	Scored Mark	Date	Pl. Pts.	Bonus	TOTAL
-------	---------	---------	----	-------------	------	----------	-------	-------

Scored bests come from CURRENT season

▶ Mile	7	Will GEOGHEGAN	JR	3:58.04		1/24/14	9	1.08	10.08
▶ Mile	11	Steve MANGAN	FR	3:58.65cf	4:01.69	3/1/14	5	0.73	5.73

Team Total 15.81

53



Wyoming

Mountain West Conference

▲ 1

Event	Scrd As	Athlete	Yr	Scored Mark	Date	Pl. Pts.	Bonus	TOTAL
-------	---------	---------	----	-------------	------	----------	-------	-------

Scored bests come from CURRENT season

▶ SP	4	Mason FINLEY	SR	20.20m	66-3¼	2/21/14	14	1.69	15.69
------	---	--------------	----	--------	-------	---------	----	------	-------

Team Total 15.69

54



Washington

Mountain Pacific Sports Federation

▲ 2

Event	Scrd As	Athlete	Yr	Scored Mark	Date	Pl. Pts.	Bonus	TOTAL
-------	---------	---------	----	-------------	------	----------	-------	-------

Scored bests come from CURRENT season

▶ Mile	14	Izaic YORKS	FR	3:59.04 OT		2/14/14	2	0.50	2.50
▶ DMR	12	Simon, Satterwhite, Daire, Yorks		9:31.82 OT		2/28/14	1	1.03	2.03
▶ PV	6	Jax THOIRS	SO	5.50m	18-½	2/7/14	10	0.83	10.83

Team Total 15.36

55



Arkansas State

Sun Belt Conference

unch

Event	Scrd As	Athlete	Yr	Scored Mark	Date	Pl. Pts.	Bonus	TOTAL
-------	---------	---------	----	-------------	------	----------	-------	-------

Scored bests come from CURRENT season

▶ LJ	12	Roelf PIENAAR	FR	7.72m	25-4	2/24/14	4	0.00	4.00
▶ SP	6	Richard CHAVEZ	JR	20.06m	65-9¾	12/1/13	10	0.96	10.96

Team Total 14.96

56



UCLA

Mountain Pacific Sports Federation

▼ 4

Event	Scrd As	Athlete	Yr	Scored Mark	Date	Pl. Pts.	Bonus	TOTAL
-------	---------	---------	----	-------------	------	----------	-------	-------

Scored bests come from CURRENT season

▶ PV	6	Michael WOEPSE	SR	5.50m	18-½	2/14/14	10	0.83	10.83
▶ HEPT	12	Marcus NILSSON	SR	5,665		2/28/14	4	0.00	4.00

Team Total 14.83

"Scrd As", short for "Scored As", Standing used for place points portion of performance's score combining preseason data (when applied) to current season data

Numbers in BLACK are both the performance's actual NCAA rank AND "scored as" rank Numbers in RED indicate actual NCAA rank does not exist or is worse than "scored as" rank Numbers in BLUE indicate actual NCAA rank is better than "scored as" rank

USTFCCCA Non-Member

Non-Member Schools Will NOT be ranked, beginning Week 2





# USTFCCCA NCAA Division I National Team Computer Rankings

as of 3/5/2014 6:09:13 PM

## 2014 Indoor Track & Field, Week #7

Only those who score >0.01 pts are shown  
D denotes multiple-event rule in affect

### MEN

57



Arizona State

Mountain Pacific Sports Federation

▲ 1

Event	Scrd As	Athlete	Yr	Scored Mark	Date	Pl. Pts.	Bonus	TOTAL
Scored bests come from CURRENT season								
60	6	Ryan MILUS	SR	6.60cA 6.56	1/17/14	10	1.25	11.25
60	13	Tatum BENARD-TAYLOR	FR	6.63cA 6.59	1/24/14	3	0.52	3.52
Team Total								14.77

58



Northern Arizona

Big Sky Conference

▼ 1

Event	Scrd As	Athlete	Yr	Scored Mark	Date	Pl. Pts.	Bonus	TOTAL
Scored bests come from CURRENT season								
3000	7	Brian SHRADER	JR	7:51.48cA OT 8:11.94	1/24/14	9	1.16	10.16
5000	13	Brian SHRADER	JR	13:44.55 OT	2/14/14	3	0.93	3.93
Team Total								14.09

59



Iona

Metro Atlantic Athletic Conference

▲ 9

Event	Scrd As	Athlete	Yr	Scored Mark	Date	Pl. Pts.	Bonus	TOTAL
Scored bests come from CURRENT season								
Mile	10	Matthew GILLESPIE	SR	3:58.48	2/7/14	6	0.83	6.83
3000	10	Matthew GILLESPIE	SR	7:52.24	1/24/14	6	0.95	6.95
Team Total								13.78

60



Eastern Michigan

Mid-American Conference

▲ 2

Event	Scrd As	Athlete	Yr	Scored Mark	Date	Pl. Pts.	Bonus	TOTAL
Scored bests come from CURRENT season								
PV	5	Max BABITS	SR	5.51m 18-1	2/22/14	12	0.98	12.98
Team Total								12.98

61



Virginia Tech

Atlantic Coast Conference

▲ 5

Event	Scrd As	Athlete	Yr	Scored Mark	Date	Pl. Pts.	Bonus	TOTAL
Scored bests come from CURRENT season								
DMR	9	Degfae, Dally, Degfae, Pollock		9:30.26 OT	2/22/14	5	1.45	6.45
PV	10	Torben LAIDIG	FR	5.45m 17-10½	2/27/14	6	0.08	6.08
Team Total								12.53

62




California

Mountain Pacific Sports Federation

▼ 1

Event	Scrd As	Athlete	Yr	Scored Mark	Date	Pl. Pts.	Bonus	TOTAL
Scored bests come from CURRENT season								
60H	8	Milan RISTIC	SR	7.69	2/28/14	8	1.09	9.09
LJ	16	Hammed SULEMAN	SR	7.70m 25-3¼	1/24/14	1.25	0.00	1.25
TJ	14	Hammed SULEMAN	SR	15.90m 52-2	2/14/14	2	0.14	2.14
Team Total								12.48

63



Clemson

Atlantic Coast Conference

unch

Event	Scrd As	Athlete	Yr	Scored Mark	Date	Pl. Pts.	Bonus	TOTAL
Scored bests come from CURRENT season								
60	6	Tevin HESTER	SO	6.60	2/7/14	10	1.25	11.25
Team Total								11.25

63



Missouri

Southeastern Conference

▲ 1

Event	Scrd As	Athlete	Yr	Scored Mark	Date	Pl. Pts.	Bonus	TOTAL
Scored bests come from CURRENT season								
60	6	Markesh WOODSON	SO	6.60	2/7/14	10	1.25	11.25
Team Total								11.25

"Scrd As", short for "Scored As", Standing used for place points portion of performance's score combining preseason data (when applied) to current season data

Numbers in BLACK are both the performance's actual NCAA rank AND "scored as" rank Numbers in RED indicate actual NCAA rank does not exist or is worse than "scored as" rank Numbers in BLUE indicate actual NCAA rank is better than "scored as" rank

USTFCCCA Non-Member

Non-Member Schools Will NOT be ranked, beginning Week 2



## 2014 Indoor Track &amp; Field, Week #7

Only those who score >0.01 pts are shown  
D denotes multiple-event rule in affect

## MEN

65



Kansas State

Big 12 Conference

▼ 5

Event	Scrd As	Athlete	Yr	Scored Mark	Date	Pl. Pts.	Bonus	TOTAL
-------	---------	---------	----	-------------	------	----------	-------	-------

Scored bests come from CURRENT season

▶ PV	10	Kyle WAIT	SR	5.45m	17-10%	2/28/14	6	0.08	6.08
▶ HEPT	11	Devin DICK	SR	5,678		2/28/14	5	0.06	5.06

Team Total 11.13

66



North Carolina

Atlantic Coast Conference

▼ 1

Event	Scrd As	Athlete	Yr	Scored Mark	Date	Pl. Pts.	Bonus	TOTAL
-------	---------	---------	----	-------------	------	----------	-------	-------

Scored bests come from CURRENT season

▶ Mile	16	Isaac PRESSON	SR	3:59.23cf	4:02.28	1/31/14	1.25	0.40	1.65
▶ 4x400	7	Alowonle, Ways, Sutton, Lipsey		3:06.93 OT		2/22/14	8	1.06	9.06

Team Total 10.71

67



Connecticut

American Athletic Conference

unch

Event	Scrd As	Athlete	Yr	Scored Mark	Date	Pl. Pts.	Bonus	TOTAL
-------	---------	---------	----	-------------	------	----------	-------	-------

Scored bests come from CURRENT season

▶ 800	7	Alvaro CHAVEZ	SO	1:47.96		2/7/14	9	1.22	10.22
-------	---	---------------	----	---------	--	--------	---	------	-------

Team Total 10.22

68



Loyola-Chicago

Missouri Valley Conference

▲ 1

Event	Scrd As	Athlete	Yr	Scored Mark	Date	Pl. Pts.	Bonus	TOTAL
-------	---------	---------	----	-------------	------	----------	-------	-------

Scored bests come from CURRENT season

▶ Mile	8	Sam PENZENSTADLER	JR	3:58.21 OT		2/7/14	8	0.98	8.98
--------	---	-------------------	----	------------	--	--------	---	------	------

Team Total 8.98

69



Miami (Fla.)

Atlantic Coast Conference

▲ 1

Event	Scrd As	Athlete	Yr	Scored Mark	Date	Pl. Pts.	Bonus	TOTAL
-------	---------	---------	----	-------------	------	----------	-------	-------

Scored bests come from CURRENT season

▶ 60H	9	Artie BURNS	FR	7.70cA	7.68	2/14/14	7	0.88	7.88
-------	---	-------------	----	--------	------	---------	---	------	------

Team Total 7.88

70



Northwestern State

Southland Conference

▲ 2

Event	Scrd As	Athlete	Yr	Scored Mark	Date	Pl. Pts.	Bonus	TOTAL
-------	---------	---------	----	-------------	------	----------	-------	-------

Scored bests come from CURRENT season

▶ LJ	9	Emmanuel WILLIAMS	JR	7.77m	25-6	2/26/14	7	0.33	7.33
------	---	-------------------	----	-------	------	---------	---	------	------

Team Total 7.33

71



Youngstown State

Horizon League

unch

Event	Scrd As	Athlete	Yr	Scored Mark	Date	Pl. Pts.	Bonus	TOTAL
-------	---------	---------	----	-------------	------	----------	-------	-------

Scored bests come from CURRENT season

▶ SP	9	Bobby GRACE	SR	19.62m	64-4%	1/24/14	7	0.00	7.00
------	---	-------------	----	--------	-------	---------	---	------	------

Team Total 7.00

72



LIU Brooklyn

Northeast Conference

▲ 6

Event	Scrd As	Athlete	Yr	Scored Mark	Date	Pl. Pts.	Bonus	TOTAL
-------	---------	---------	----	-------------	------	----------	-------	-------

Scored bests come from CURRENT season

▶ 200	10	Brendon RODNEY	JR	20.78		1/24/14	6	0.83	6.83
-------	----	----------------	----	-------	--	---------	---	------	------

Team Total 6.83

73



Wichita State

Missouri Valley Conference

unch

Event	Scrd As	Athlete	Yr	Scored Mark	Date	Pl. Pts.	Bonus	TOTAL
-------	---------	---------	----	-------------	------	----------	-------	-------

Scored bests come from CURRENT season

▶ HEPT	10	Austin BAHNER	SR	5,690		1/31/14	6	0.18	6.18
--------	----	---------------	----	-------	--	---------	---	------	------

Team Total 6.18

74



Eastern Illinois

Ohio Valley Conference

unch

Event	Scrd As	Athlete	Yr	Scored Mark	Date	Pl. Pts.	Bonus	TOTAL
-------	---------	---------	----	-------------	------	----------	-------	-------

Scored bests come from CURRENT season

▶ PV	10	Peter GERAGHTY	SR	5.45m	17-10%	2/21/14	6	0.08	6.08
------	----	----------------	----	-------	--------	---------	---	------	------

Team Total 6.08

"Scrd As", short for "Scored As", Standing used for place points portion of performance's score combining preseason data (when applied) to current season data

Numbers in BLACK are both the performance's actual NCAA rank AND "scored as" rank Numbers in RED indicate actual NCAA rank does not exist or is worse than "scored as" rank Numbers in BLUE indicate actual NCAA rank is better than "scored as" rank

USTFCCCA Non-Member

Non-Member Schools Will NOT be ranked, beginning Week 2



## 2014 Indoor Track &amp; Field, Week #7

Only those who score >0.01 pts are shown  
D denotes multiple-event rule in affect

## MEN

74



Kansas

Big 12 Conference

▲ 6

Event	Scrd As	Athlete	Yr	Scored Mark	Date	Pl. Pts.	Bonus	TOTAL
Scored bests come from CURRENT season								
PV	10	Alex BISHOP	SR	5.45m	2/7/14	6	0.08	6.08
Team Total								6.08

74



Memphis

American Athletic Conference

▲ 7

Event	Scrd As	Athlete	Yr	Scored Mark	Date	Pl. Pts.	Bonus	TOTAL
Scored bests come from CURRENT season								
PV	10	Pauls PUJATS	JR	5.45m	2/28/14	6	0.08	6.08
Team Total								6.08

77



Marquette

BIG EAST Conference

▲ 5

Event	Scrd As	Athlete	Yr	Scored Mark	Date	Pl. Pts.	Bonus	TOTAL
Scored bests come from CURRENT season								
WT	11	William KOECK	JR	21.24m	2/21/14	5	0.00	5.00
Team Total								5.00

77



Southeast Missouri

Ohio Valley Conference

▼ 2

Event	Scrd As	Athlete	Yr	Scored Mark	Date	Pl. Pts.	Bonus	TOTAL
Scored bests come from CURRENT season								
LJ	11	Blake SMITH	JR	7.73m	2/28/14	5	0.00	5.00
Team Total								5.00

79



Louisiana Tech

Conference USA

▲ 6

Event	Scrd As	Athlete	Yr	Scored Mark	Date	Pl. Pts.	Bonus	TOTAL
Scored bests come from CURRENT season								
200	12	Trey HADNOT	SR	20.81	2/28/14	4	0.59	4.59
Team Total								4.59

80



USF

American Athletic Conference

▼ 1

Event	Scrd As	Athlete	Yr	Scored Mark	Date	Pl. Pts.	Bonus	TOTAL
Scored bests come from CURRENT season								
TJ	12	Shane LEWIS	SR	15.95m	2/14/14	4	0.37	4.37
Team Total								4.37

81




DePaul

BIG EAST Conference

▲ 3

Event	Scrd As	Athlete	Yr	Scored Mark	Date	Pl. Pts.	Bonus	TOTAL
Scored bests come from CURRENT season								
SP	12	Matt BABICZ	JR	19.43m	1/31/14	4	0.00	4.00
Team Total								4.00

81



Southern Illinois

Missouri Valley Conference

▲ 2

Event	Scrd As	Athlete	Yr	Scored Mark	Date	Pl. Pts.	Bonus	TOTAL
Scored bests come from CURRENT season								
SP	12	Josh FREEMAN	SO	19.43m	2/21/14	4	0.00	4.00
Team Total								4.00

83



Central Michigan

Mid-American Conference

▲ 3

Event	Scrd As	Athlete	Yr	Scored Mark	Date	Pl. Pts.	Bonus	TOTAL
Scored bests come from CURRENT season								
60H	13	Renaldo POWELL	SR	7.74	2/28/14	3	0.29	3.29
Team Total								3.29

84



Albany

America East Conference

▲ 5

Event	Scrd As	Athlete	Yr	Scored Mark	Date	Pl. Pts.	Bonus	TOTAL
Scored bests come from CURRENT season								
HJ	13	Alexander BOWEN JR.	JR	2.20m	1/11/14	3	0.00	3.00
Team Total								3.00

"Scrd As", short for "Scored As", Standing used for place points portion of performance's score combining preseason data (when applied) to current season data

Numbers in BLACK are both the performance's actual NCAA rank AND "scored as" rank Numbers in RED indicate actual NCAA rank does not exist or is worse than "scored as" rank Numbers in BLUE indicate actual NCAA rank is better than "scored as" rank

USTFCCCA Non-Member

Non-Member Schools Will NOT be ranked, beginning Week 2



# USTFCCCA NCAA Division I National Team Computer Rankings

as of 3/5/2014 6:09:14 PM

## 2014 Indoor Track & Field, Week #7

Only those who score >0.01 pts are shown  
D denotes multiple-event rule in affect

### MEN

84

**Lipscomb**  
 Atlantic Sun Conference

▲ 3

Event	Scrd As	Athlete	Yr	Scored Mark	Date	Pl. Pts.	Bonus	TOTAL
Scored bests come from CURRENT season								
HJ	13	Gemikal PRUDE	JR	2.20m	7-2½	2/1/14	3	0.00 3.00
<b>Team Total</b>								<b>3.00</b>

84

**Manhattan**  
 Metro Atlantic Athletic Conference

▲ 5

Event	Scrd As	Athlete	Yr	Scored Mark	Date	Pl. Pts.	Bonus	TOTAL
Scored bests come from CURRENT season								
HJ	13	Mohamed KOITA	SR	2.20m	7-2½	2/15/14	3	0.00 3.00
<b>Team Total</b>								<b>3.00</b>

84

**North Dakota State**  
 The Summit League

▲ 4

Event	Scrd As	Athlete	Yr	Scored Mark	Date	Pl. Pts.	Bonus	TOTAL
Scored bests come from CURRENT season								
HEPT	13	Andy LILLEJORD	SR	5,628		12/6/13	3	0.00 3.00
<b>Team Total</b>								<b>3.00</b>

84

**SIUE**  
 Ohio Valley Conference

▲ 12

Event	Scrd As	Athlete	Yr	Scored Mark	Date	Pl. Pts.	Bonus	TOTAL
Scored bests come from CURRENT season								
LJ	13	Laderrick WARD	JR	7.71m	25-3½	2/14/14	3	0.00 3.00
<b>Team Total</b>								<b>3.00</b>

84

**Tennessee**  
 Southeastern Conference

▼ 35

Event	Scrd As	Athlete	Yr	Scored Mark	Date	Pl. Pts.	Bonus	TOTAL
Scored bests come from CURRENT season								
WT	13	Cameron BROWN	SO	21.19m	69-6½	2/14/14	3	0.00 3.00
<b>Team Total</b>								<b>3.00</b>

84

**Tennessee State**  
 Ohio Valley Conference

▲ 11

Event	Scrd As	Athlete	Yr	Scored Mark	Date	Pl. Pts.	Bonus	TOTAL
Scored bests come from CURRENT season								
LJ	13	Royce DATES	SR	7.71m	25-3½	2/28/14	3	0.00 3.00
<b>Team Total</b>								<b>3.00</b>

91

**Illinois**  
 Big Ten Conference

▼ 15

Event	Scrd As	Athlete	Yr	Scored Mark	Date	Pl. Pts.	Bonus	TOTAL
Scored bests come from CURRENT season								
60H	16	Vanier JOSEPH	SR	7.76		2/14/14	1.25	0.08 1.33
WT	15	Davis FRAKER	JR	20.99m	68-10½	2/28/14	1.5	0.00 1.50
<b>Team Total</b>								<b>2.83</b>

92

**Syracuse**  
 Atlantic Coast Conference

▲ 1

Event	Scrd As	Athlete	Yr	Scored Mark	Date	Pl. Pts.	Bonus	TOTAL
Scored bests come from CURRENT season								
60H	14	Donald POLLITT	JR	7.75		2/7/14	2	0.18 2.18
<b>Team Total</b>								<b>2.18</b>

93

**Louisiana-Lafayette**  
 Sun Belt Conference

▲ 4

Event	Scrd As	Athlete	Yr	Scored Mark	Date	Pl. Pts.	Bonus	TOTAL
Scored bests come from CURRENT season								
WT	14	Justin VICTOR	SR	21.05m	69-¾	2/24/14	2	0.00 2.00
<b>Team Total</b>								<b>2.00</b>

94

**Princeton**  
 Ivy League

▼ 2

Event	Scrd As	Athlete	Yr	Scored Mark	Date	Pl. Pts.	Bonus	TOTAL
Scored bests come from CURRENT season								
Mile	15	Michael WILLIAMS	SR	3:59.21cf	4:02.26	3/1/14	1.5	0.41 1.91
<b>Team Total</b>								<b>1.91</b>

"Scrd As", short for "Scored As", Standing used for place points portion of performance's score combining preseason data (when applied) to current season data

Numbers in BLACK are both the performance's actual NCAA rank AND "scored as" rank Numbers in RED indicate actual NCAA rank does not exist or is worse than "scored as" rank Numbers in BLUE indicate actual NCAA rank is better than "scored as" rank

USTFCCCA Non-Member

Non-Member Schools Will NOT be ranked, beginning Week 2



# USTFCCCA NCAA Division I National Team Computer Rankings

## 2014 Indoor Track & Field, Week #7

as of 3/5/2014 6:09:14 PM

Only those who score >0.01 pts are shown  
D denotes multiple-event rule in affect

### MEN

95



**UMBC**

America East Conference

▲ 8

Event	Scrd As	Athlete	Yr	Scored Mark	Date	Pl. Pts.	Bonus	TOTAL
-------	---------	---------	----	-------------	------	----------	-------	-------

Scored bests come from CURRENT season

▶ 800	15	Andrew SMITH	SR	1:48.82	3/2/14	1.5	0.17	1.67
-------	----	--------------	----	---------	--------	-----	------	------

**Team Total 1.67**

96



**Washington State**

Mountain Pacific Sports Federation

▲ 5

Event	Scrd As	Athlete	Yr	Scored Mark	Date	Pl. Pts.	Bonus	TOTAL
-------	---------	---------	----	-------------	------	----------	-------	-------

Scored bests come from CURRENT season

▶ 800	16	Jesse JORGENSEN	JR	1:48.84 OT	2/28/14	1.25	0.15	1.40
-------	----	-----------------	----	------------	---------	------	------	------

**Team Total 1.40**

97



**Iowa**

Big Ten Conference

▲ 3

Event	Scrd As	Athlete	Yr	Scored Mark	Date	Pl. Pts.	Bonus	TOTAL
-------	---------	---------	----	-------------	------	----------	-------	-------

Scored bests come from CURRENT season

▶ TJ	16	Klyvens DELAUNAY	SO	15.88m 52-1¼	2/14/14	1.25	0.05	1.30
------	----	------------------	----	--------------	---------	------	------	------

**Team Total 1.30**

98



**Air Force**

Mountain West Conference

▲ 4

Event	Scrd As	Athlete	Yr	Scored Mark	Date	Pl. Pts.	Bonus	TOTAL
-------	---------	---------	----	-------------	------	----------	-------	-------

Scored bests come from CURRENT season

▶ PV	16	Joey UHLE	JR	5.44m 17-10¼	2/7/14	1.25	0.00	1.25
------	----	-----------	----	--------------	--------	------	------	------

**Team Total 1.25**

98



**Colorado State**

Mountain West Conference

▼ 7

Event	Scrd As	Athlete	Yr	Scored Mark	Date	Pl. Pts.	Bonus	TOTAL
-------	---------	---------	----	-------------	------	----------	-------	-------

Scored bests come from CURRENT season

▶ HEPT	16	Justin GREEN	JR	5,575	2/27/14	1.25	0.00	1.25
--------	----	--------------	----	-------	---------	------	------	------

**Team Total 1.25**

98



**Gardner-Webb**

Big South Conference

▲ 8

Event	Scrd As	Athlete	Yr	Scored Mark	Date	Pl. Pts.	Bonus	TOTAL
-------	---------	---------	----	-------------	------	----------	-------	-------

Scored bests come from CURRENT season

▶ WT	16	Alex YOUNG	SO	20.95m 68-9	1/31/14	1.25	0.00	1.25
------	----	------------	----	-------------	---------	------	------	------

**Team Total 1.25**

"Scrd As", short for "Scored As", Standing used for place points portion of performance's score combining preseason data (when applied) to current season data

Numbers in BLACK are both the performance's actual NCAA rank AND "scored as" rank Numbers in RED indicate actual NCAA rank does not exist or is worse than "scored as" rank Numbers in BLUE indicate actual NCAA rank is better than "scored as" rank

USTFCCCA Non-Member

Non-Member Schools Will NOT be ranked, beginning Week 2



# USTFCCCA NCAA Division I National Team Computer Rankings

as of 3/5/2014 6:09:15 PM

## 2014 Indoor Track & Field, Week #7

Only those who score >0.01 pts are shown  
D denotes multiple-event rule in affect

### WOMEN

# 1



## Florida

### Southeastern Conference

## unch

Event	Scrd As	Athlete	Yr	Scored Mark	Date	Pl. Pts.	Bonus	TOTAL
Scored bests come from CURRENT season								
▶ 60	3	Shayla SANDERS	SO	7.24	2/27/14	16	1.71	17.71
▶ 200	3	Kyra JEFFERSON	SO	22.87	2/27/14	16	2.85	18.85
▶ 200	10	Destinee GAUSE	SO	23.30	2/27/14	6	0.53	6.53
▶ 200	14	Shayla SANDERS	SO	23.45	2/27/14	2	0.02	2.02
▶ 400	3	Robin REYNOLDS	SO	51.77	2/27/14	16	2.49	18.49
▶ 400	14	Ebony EUTSEY	SR	52.76 OT	1/24/14	2	0.37	2.37
▶ Mile	4	Cory MCGEE	SR	4:35.03	2/27/14	14	1.47	15.47
▶ Mile	16	Rebekah GREENE	FR	4:38.03 OT	2/14/14	1.25	0.14	1.39
▶ 4x400	2	Reynolds, Gause, Jefferson, Eutsey		3:30.16	2/27/14	18	3.28	21.28
▶ DMR	6	Greene, Eutsey, Strausa, McGee		11:00.16 OT	1/24/14	10	1.72	11.72
▶ HJ	3	Taylor BURKE	JR	1.87m 6-1½	2/27/14	16	2.31	18.31
▶ TJ	2	Ciarra BREWER	JR	13.59m 44-7	2/27/14	18	3.35	21.35
▶ WT	9	Jayla BOSTIC	JR	21.36m 70-1	2/27/14	7	0.52	7.52
▶ PENT	9	Brittany HARRELL	JR	4,137	2/27/14	7	0.44	7.44
Team Total								170.46

# 2



## Oregon

### Mountain Pacific Sports Federation

## unch

Event	Scrd As	Athlete	Yr	Scored Mark	Date	Pl. Pts.	Bonus	TOTAL
Scored bests come from CURRENT season								
▶ 60	2	Jasmine TODD	FR	7.20	1/18/14	18	2.61	20.61
▶ 60	3	Jenna PRANDINI	SO	7.24	1/18/14	16	1.71	17.71
▶ 400	6	Phyllis FRANCIS	SR	52.14 OT	1/24/14	10	1.45	11.45
▶ 800	1	Laura ROESLER	SR	2:01.32 OT	1/24/14	20	5.01	25.01
▶ 3000	8	Megan PATRIGNELLI	SR	9:04.96 OT	2/14/14	8	1.02	9.02
▶ 5000	16	Molly GRABILL	SO	16:01.91 OT	2/14/14	1.25	0.00	1.25
▶ 60H	7	Sasha WALLACE	FR	8.10	1/24/14	9	1.08	10.08
▶ 4x400	3	Okodogbe, Roesler, Brennan, Francis		3:30.52cA 3:30.08	2/14/14	16	3.06	19.06
▶ DMR	3	Leblanc, Okodogbe, Roesler, Patrignelli		10:56.77 OT	1/24/14	16	2.32	18.32
▶ HJ	8	Lauren CROCKETT	JR	1.83m 6-0	1/24/14	8	0.55	8.55
▶ HJ	13	Chancey SUMMERS	JR	1.82m 5-11½	2/14/14	3	0.25	3.25
▶ LJ	2	Jasmine TODD	FR	6.50m 21-4	2/14/14	18	3.29	21.29
▶ TJ	16	Sasha WALLACE	FR	12.94m 42-5½	2/14/14	1.25	0.00	1.25
Team Total								166.84

# 3



## Texas A&M

### Southeastern Conference

## unch

Event	Scrd As	Athlete	Yr	Scored Mark	Date	Pl. Pts.	Bonus	TOTAL
Scored bests come from CURRENT season								
▶ 60	6	Olivia EKPONÉ	JR	7.25	2/27/14	10	1.49	11.49
▶ 60	6	Jennifer MADU	SO	7.25	2/27/14	10	1.49	11.49
▶ 60	12	Aaliyah BROWN	FR	7.30	2/27/14	4	0.40	4.40
▶ 200	1	Kamaria BROWN	JR	22.50	2/27/14	20	5.53	25.53
▶ 200	5	Olivia EKPONÉ	JR	23.10	2/27/14	12	1.23	13.23
▶ 200	9	Ashton PURVIS	JR	23.23	2/27/14	7	0.77	7.77
▶ 400	4	Shamier LITTLE	FR	51.86	2/27/14	14	2.23	16.23
▶ 400	10	Janeil BELLILLE	SR	52.58	2/27/14	6	0.62	6.62
▶ 4x400	4	Mayungbe, Brown, Bellille, Ekpone		3:31.07	1/31/14	14	2.71	16.71
▶ LJ	15	LaQue MOEN-DAVIS	SO	6.25m 20-6¼	12/7/13	1.5	0.00	1.50
▶ TJ	4	LaQue MOEN-DAVIS	SO	13.49m 44-3¼	1/17/14	14	2.47	16.47
▶ WT	1	Brea GARRETT	JR	22.66m 74-4¼	2/7/14	20	5.14	25.14
▶ PENT	12	Jena HEMANN	JR	4,079	2/27/14	4	0.00	4.00
Team Total								160.58

"Scrd As", short for "Scored As", Standing used for place points portion of performance's score combining preseason data (when applied) to current season data

Numbers in BLACK are both the performance's actual NCAA rank AND "scored as" rank Numbers in RED indicate actual NCAA rank does not exist or is worse than "scored as" rank Numbers in BLUE indicate actual NCAA rank is better than "scored as" rank

USTFCCCA Non-Member

Non-Member Schools Will NOT be ranked, beginning Week 2





# USTFCCCA NCAA Division I National Team Computer Rankings

as of 3/5/2014 6:09:15 PM

## 2014 Indoor Track & Field, Week #7

Only those who score >0.01 pts are shown  
D denotes multiple-event rule in affect

### WOMEN

4



Georgia

Southeastern Conference

unch

Event	Scrd As	Athlete	Yr	Scored Mark	Date	Pl. Pts.	Bonus	TOTAL
Scored bests come from CURRENT season								
800	2	Megan MALASARTE	SR	2:03.08	2/27/14	18	2.93	20.93
Mile	8	Carly HAMILTON	JR	4:35.79	2/27/14	8	1.07	9.07
HJ	1	Leontia KALLENOU	FR	1.90m 6-2¾	2/27/14	20	4.10	24.10
PV	5	Morgann LELEUX	JR	4.38m 14-4½	2/27/14	12	1.71	13.71
LJ	3	Chanice PORTER	SO	6.47m 21-2¾	2/7/14	16	2.71	18.71
PENT	2	Kendell WILLIAMS	FR	4,302	1/24/14	18	3.91	21.91
PENT	4	Lucie ONDRASCHKOVA	SR	4,225	2/27/14	14	1.90	15.90
PENT	16	Quintunya CHAPMAN	JR	4,043	2/27/14	1.25	0.00	1.25
Team Total							125.59	

5



Texas

Big 12 Conference

▲ 1

Event	Scrd As	Athlete	Yr	Scored Mark	Date	Pl. Pts.	Bonus	TOTAL
Scored bests come from CURRENT season								
60	6	Morolake AKINOSUN	SO	7.25	2/14/14	10	1.49	11.49
200	15	Morolake AKINOSUN	SO	23.54 OT	2/28/14	1.5	0.00	1.50
400	1	Ashley SPENCER	JR	51.54 OT	2/28/14	20	3.14	23.14
400	2	Courtney OKOLO	SO	51.56 OT	2/28/14	18	3.09	21.09
400	11	Kendall BAISDEN	FR	52.59 OT	2/28/14	5	0.60	5.60
5000	12	Sara SUTHERLAND	SR	15:53.98 OT	2/14/14	4	0.67	4.67
4x400	1	Baisden, Nelson, Okolo, Spencer		3:30.12	2/14/14	20	3.31	23.31
HJ	13	Shanay BRISCOE	SR	1.82m 5-11½	1/31/14	3	0.25	3.25
PV	2	Kaitlin PETRILLOSE	SO	4.45m 14-7¾	2/7/14	18	4.15	22.15
Team Total							116.21	

6



Kentucky

Southeastern Conference

▲ 1

Event	Scrd As	Athlete	Yr	Scored Mark	Date	Pl. Pts.	Bonus	TOTAL
Scored bests come from CURRENT season								
60	1	Dezerea BRYANT	JR	7.16	2/14/14	20	3.51	23.51
60	15	Kendra HARRISON	JR	7.31	2/27/14	1.5	0.18	1.68
200	2	Dezerea BRYANT	JR	22.75	2/27/14	18	3.71	21.71
Mile	5	Allison PEARE	SR	4:35.14	2/27/14	12	1.42	13.42
60H	1	Kendra HARRISON	JR	7.94	2/27/14	20	4.88	24.88
60H	11	Kayla PARKER	SR	8.16	2/27/14	5	0.25	5.25
60H	14	Leah NUGENT	JR	8.20	2/27/14	2	0.00	2.00
4x400	7	Phillips, Bryant, Saunders, Harrison		3:34.31	2/14/14	8	1.05	9.05
Team Total							101.49	

7



Arkansas

Southeastern Conference

▼ 2

Event	Scrd As	Athlete	Yr	Scored Mark	Date	Pl. Pts.	Bonus	TOTAL
Scored bests come from CURRENT season								
200	4	Regine WILLIAMS	FR	23.06	1/31/14	14	1.51	15.51
400	15	Chrishuna WILLIAMS	JR	52.82	2/27/14	1.5	0.29	1.79
Mile	9	Stephanie BROWN	SR	4:35.86 OT	2/14/14	7	1.04	8.04
3000	4	Dominique SCOTT	JR	9:02.33 OT	2/14/14	14	1.76	15.76
3000	9	Grace HEYMSFIELD	SR	9:05.16 OT	2/14/14	7	0.96	7.96
4x400	10	Harper, Williams, Williams, Swinton		3:34.70	2/14/14	4	0.89	4.89
DMR	4	Heymsfield, Williams, Brown, Scott		10:57.15	2/7/14	14	2.25	16.25
PV	12	Danielle NOWELL	SR	4.30m 14-1¾	2/27/14	4	0.00	4.00
PV	12	Ariel VOSKAMP	SO	4.30m 14-1¾	2/27/14	4	0.00	4.00
LJ	12	Tamara MYERS	JR	6.29m 20-7¾	1/24/14	4	0.33	4.33
TJ	9	Tamara MYERS	JR	13.12m 43-½	1/31/14	7	0.54	7.54
PENT	10	Alex GOCHENOUR	SO	4,122	2/27/14	6	0.24	6.24
Team Total							96.30	

"Scrd As", short for "Scored As", Standing used for place points portion of performance's score combining preseason data (when applied) to current season data

Numbers in BLACK are both the performance's actual NCAA rank AND "scored as" rank Numbers in RED indicate actual NCAA rank does not exist or is worse than "scored as" rank Numbers in BLUE indicate actual NCAA rank is better than "scored as" rank

USTFCCCA Non-Member

Non-Member Schools Will NOT be ranked, beginning Week 2



# USTFCCCA NCAA Division I National Team Computer Rankings

as of 3/5/2014 6:09:15 PM

## 2014 Indoor Track & Field, Week #7

Only those who score >0.01 pts are shown  
D denotes multiple-event rule in affect

### WOMEN

8



LSU

Southeastern Conference

▲ 3

Event	Scrd As	Athlete	Yr	Scored Mark	Date	Pl. Pts.	Bonus	TOTAL
Scored bests come from CURRENT season								
800	11	Nikita TRACEY	SR	2:05.28	2/27/14	5	0.49	5.49
60H	2	Jasmin STOWERS	SR	8.01cA 7.99	2/1/14	18	3.20	21.20
4x400	11	Martin, Tracey, Brown, Chase		3:34.89	2/14/14	2	0.81	2.81
LJ	9	Nataliyah FRIAR	FR	6.30m 20-8	2/14/14	7	0.42	7.42
TJ	5	Lynnika PITTS	SR	13.43m 44-¾	2/27/14	12	1.94	13.94
WT	2	Denise HINTON	SR	22.53m 73-11	2/27/14	18	4.49	22.49
Team Total								73.36

9



Florida State

Atlantic Coast Conference

▲ 4

Event	Scrd As	Athlete	Yr	Scored Mark	Date	Pl. Pts.	Bonus	TOTAL
Scored bests come from CURRENT season								
Mile	1	Colleen QUIGLEY	JR	4:32.11cf 4:34.80	2/27/14	20	3.03	23.03
Mile	2	Linden HALL	JR	4:32.25cf 4:34.94	2/27/14	18	2.96	20.96
5000	13	Hannah WALKER	JR	15:58.15 OT	2/14/14	3	0.31	3.31
5000	15	Pippa WOOLVEN	SO	16:01.57cf 16:08.93	2/27/14	1.5	0.01	1.51
DMR	8	Hall, Ichite, Peel, Quigley		11:01.59 OT	2/14/14	6	1.47	7.47
LJ	6	Der'Renae FREEMAN	SO	6.38m 20-11¾	2/27/14	10	1.21	11.21
WT	13	Briana CHERRY-BRONSON	JR	20.98m 68-10	1/24/14	3	0.00	3.00
Team Total								70.49

10



Dartmouth

Ivy League

▲ 2

Event	Scrd As	Athlete	Yr	Scored Mark	Date	Pl. Pts.	Bonus	TOTAL
Scored bests come from CURRENT season								
800	5	Megan KRUMPOCH	SR	2:04.13cf 2:05.56	3/1/14	12	1.73	13.73
3000	1	Abbey D'AGOSTINO	SR	8:51.91	2/15/14	20	4.74	24.74
5000	1	Abbey D'AGOSTINO	SR	15:40.55	12/14/13	20	2.97	22.97
DMR	9	Giordano, Meech, Krumpoch, D'Agostino		11:02.21	1/31/14	5	1.36	6.36
Team Total								67.80

11



Mississippi State

Southeastern Conference

▲ 4

Event	Scrd As	Athlete	Yr	Scored Mark	Date	Pl. Pts.	Bonus	TOTAL
Scored bests come from CURRENT season								
LJ	5	Rochelle FARQUHARSON	SR	6.42m 21-¾	2/27/14	12	1.74	13.74
LJ	6	Erica BOUGARD	JR	6.38m 20-11¾	1/24/14	10	1.21	11.21
PENT	1	Erica BOUGARD	JR	4,458	2/27/14	20	7.98	27.98
Team Total								52.93

12



Penn State

Big Ten Conference

▲ 4

Event	Scrd As	Athlete	Yr	Scored Mark	Date	Pl. Pts.	Bonus	TOTAL
Scored bests come from CURRENT season								
60	9	Mahagony JONES	SR	7.26	1/31/14	7	1.27	8.27
200	5	Mahagony JONES	SR	23.10 OT	2/28/14	12	1.23	13.23
400	9	Kiah SEYMOUR	SO	52.53 OT	2/28/14	7	0.69	7.69
60H	7	Evonne BRITTON	SR	8.10	2/28/14	9	1.08	10.08
4x400	6	McGee, Seymour, Rhodes, Jones		3:34.22	2/7/14	10	1.08	11.08
PENT	14	Brittney HOWELL	SR	4,061	1/31/14	2	0.00	2.00
Team Total								52.35

13



Maryland

Atlantic Coast Conference

▼ 4

Event	Scrd As	Athlete	Yr	Scored Mark	Date	Pl. Pts.	Bonus	TOTAL
Scored bests come from CURRENT season								
HJ	4	Amber MELVILLE	JR	1.86m 6-1¾	2/27/14	14	1.71	15.71
HJ	4	Amina SMITH	SR	1.86m 6-1¾	2/27/14	14	1.71	15.71
PENT	3	Thea LAFOND	JR	4,244	2/27/14	16	2.40	18.40
Team Total								49.83

"Scrd As", short for "Scored As", Standing used for place points portion of performance's score combining preseason data (when applied) to current season data

Numbers in BLACK are both the performance's actual NCAA rank AND "scored as" rank Numbers in RED indicate actual NCAA rank does not exist or is worse than "scored as" rank Numbers in BLUE indicate actual NCAA rank is better than "scored as" rank

USTFCCCA Non-Member

Non-Member Schools Will NOT be ranked, beginning Week 2



## 2014 Indoor Track &amp; Field, Week #7

Only those who score >0.01 pts are shown  
D denotes multiple-event rule in affect

## WOMEN

14



Stanford

▼ 4

Mountain Pacific Sports Federation

Event	Scrd As	Athlete	Yr	Scored Mark	Date	Pl. Pts.	Bonus	TOTAL
Scored bests come from CURRENT season								
3000	7	Aisling CUFFE	JR	9:04.57 OT	2/28/14	9	1.13	10.13
3000	12	Kathy KROEGER	SR	9:07.23 OT	2/28/14	4	0.45	4.45
5000	10	Kathy KROEGER	SR	15:53.35 OT	2/14/14	6	0.72	6.72
5000	11	Aisling CUFFE	JR	15:53.95 OT	2/14/14	5	0.67	5.67
DMR	1	Weissenbach, Williams, Saunders, Fedronic		10:54.04	1/31/14	20	2.81	22.81

Team Total 49.78

15



Texas Tech

▲ 4

Big 12 Conference

Event	Scrd As	Athlete	Yr	Scored Mark	Date	Pl. Pts.	Bonus	TOTAL
Scored bests come from CURRENT season								
200	13	Cierra WHITE	JR	23.43	2/14/14	3	0.08	3.08
60H	6	Le'Tristan PLEDGER	SO	8.09cA 8.07	2/7/14	10	1.31	11.31
4x400	5	Blake, Rivers, White, Roye-Speight		3:34.12 OT	2/22/14	12	1.12	13.12
LJ	8	Le'Tristan PLEDGER	SO	6.32m 20-9	2/22/14	8	0.62	8.62
LJ	9	Shanice STEWART	SO	6.30m 20-8	1/31/14	7	0.42	7.42

Team Total 43.56

16



Alabama

▲ 2

Southeastern Conference

Event	Scrd As	Athlete	Yr	Scored Mark	Date	Pl. Pts.	Bonus	TOTAL
Scored bests come from CURRENT season								
60	3	Remona BURCHELL	JR	7.24	2/27/14	16	1.71	17.71
800	4	Yanique MALCOLM	SR	2:03.97	2/27/14	14	1.91	15.91
PV	7	Alexis PAINE	SR	4.35m 14-3½	2/7/14	9	0.76	9.76

Team Total 43.39

17



Georgetown

▼ 3

BIG EAST Conference

Event	Scrd As	Athlete	Yr	Scored Mark	Date	Pl. Pts.	Bonus	TOTAL
Scored bests come from CURRENT season								
800	6	Andrea KEKLAK	JR	2:04.64 OT	2/14/14	10	1.15	11.15
800	7	Sabrina SOUTHERLAND	FR	2:04.85	2/21/14	9	0.91	9.91
3000	15	Katrina COOGAN	SO	9:10.27	1/31/14	1.5	0.03	1.53
DMR	2	Neczypor, Keenan, Keklak, Coogan		10:55.63	2/21/14	18	2.53	20.53

Team Total 43.11

18



South Dakota

▼ 1

The Summit League

Event	Scrd As	Athlete	Yr	Scored Mark	Date	Pl. Pts.	Bonus	TOTAL
Scored bests come from CURRENT season								
HJ	6	Megan GLISAR	SR	1.85m 6-¾	2/21/14	10	1.15	11.15
PV	1	Emily GROVE	JR	4.51m 14-9½	2/21/14	20	6.25	26.25
PV	11	Bethany FIRSICK	SR	4.31m 14-1¾	2/8/14	5	0.06	5.06

Team Total 42.47

19



Michigan State

▲ 4

Big Ten Conference

Event	Scrd As	Athlete	Yr	Scored Mark	Date	Pl. Pts.	Bonus	TOTAL
Scored bests come from CURRENT season								
Mile	3	Leah O'CONNOR	JR	4:34.35 OT	2/28/14	16	1.83	17.83
3000	11	Rachele SCHULIST	FR	9:06.85 OT	2/14/14	5	0.50	5.50
TJ	3	Tori FRANKLIN	JR	13.56m 44-6	2/28/14	16	3.08	19.08

Team Total 42.42

20



Iowa State

▲ 4

Big 12 Conference

Event	Scrd As	Athlete	Yr	Scored Mark	Date	Pl. Pts.	Bonus	TOTAL
Scored bests come from CURRENT season								
800	3	Ejiroghene OKORO	SR	2:03.91 OT	2/14/14	16	1.98	17.98
SP	2	Christina HILLMAN	JR	17.51m 57-5½	12/6/13	18	4.16	22.16

Team Total 40.14

"Scrd As", short for "Scored As", Standing used for place points portion of performance's score combining preseason data (when applied) to current season data

Numbers in BLACK are both the performance's actual NCAA rank AND "scored as" rank Numbers in RED indicate actual NCAA rank does not exist or is worse than "scored as" rank Numbers in BLUE indicate actual NCAA rank is better than "scored as" rank

USTFCCCA Non-Member

Non-Member Schools Will NOT be ranked, beginning Week 2



# USTFCCCA NCAA Division I National Team Computer Rankings

## 2014 Indoor Track & Field, Week #7

as of 3/5/2014 6:09:16 PM

Only those who score >0.01 pts are shown  
D denotes multiple-event rule in affect

### WOMEN

# 21



## Providence

### BIG EAST Conference

# ▼13

Event	Scrd As	Athlete	Yr	Scored Mark	Date	Pl. Pts.	Bonus	TOTAL
Scored bests come from CURRENT season								
3000	3	Laura NAGEL	JR	9:01.35	2/7/14	16	2.03	18.03
5000	2	Emily Sisson	JR	15:40.62	12/7/13	18	2.96	20.96
Team Total								38.99

# 22



## Purdue

### Big Ten Conference

# ▼1

Event	Scrd As	Athlete	Yr	Scored Mark	Date	Pl. Pts.	Bonus	TOTAL
Scored bests come from CURRENT season								
TJ	13	Cierra BROWN	SO	13.00m 42-8	2/15/14	3	0.01	3.01
SP	4	Dani BUNCH	SR	17.19m 56-4½	1/31/14	14	1.40	15.40
WT	3	Dani BUNCH	SR	22.35m 73-4	1/18/14	16	3.59	19.59
Team Total								38.00

# 23



## UCLA

### Mountain Pacific Sports Federation

# ▼1

Event	Scrd As	Athlete	Yr	Scored Mark	Date	Pl. Pts.	Bonus	TOTAL
Scored bests come from CURRENT season								
3000	6	Kelsey SMITH	JR	9:04.31 OT	1/31/14	10	1.20	11.20
LJ	4	Kylie PRICE	JR	6.45m 21-2	2/1/14	14	2.32	16.32
WT	7	Ida STORM	SR	21.37m 70-1½	2/14/14	9	0.55	9.55
Team Total								37.07

# 24



## Miami (Fla.)

### Atlantic Coast Conference

# ▼4

Event	Scrd As	Athlete	Yr	Scored Mark	Date	Pl. Pts.	Bonus	TOTAL
Scored bests come from CURRENT season								
200	8	Shakima WIMBLEY	FR	23.22cf 23.58	2/27/14	8	0.81	8.81
PV	7	Alysha NEWMAN	SO	4.35m 14-3½	2/27/14	9	0.76	9.76
SP	5	Amber MONROE	JR	17.18m 56-4½	2/27/14	12	1.31	13.31
WT	12	Lea JOHNSON	SO	20.99m 68-10½	2/27/14	4	0.00	4.00
Team Total								35.89

# 25



## Missouri

### Southeastern Conference

# ▲2

Event	Scrd As	Athlete	Yr	Scored Mark	Date	Pl. Pts.	Bonus	TOTAL
Scored bests come from CURRENT season								
SP	1	Kearsten PEOPLES	JR	17.81m 58-5¼	2/27/14	20	6.74	26.74
SP	14	Jill RUSHIN	JR	16.90m 55-5½	2/21/14	2	0.00	2.00
WT	10	Kearsten PEOPLES	JR	21.18m 69-6	1/18/14	6	0.06	6.06
Team Total								34.80

# 26



## Duke

### Atlantic Coast Conference

# ▲3

Event	Scrd As	Athlete	Yr	Scored Mark	Date	Pl. Pts.	Bonus	TOTAL
Scored bests come from CURRENT season								
5000	7	Juliet BOTTORFF	SR	15:49.80 OT	2/14/14	9	1.33	10.33
DMR	11	Banks, Kerpon, Meier, Huth		11:06.87 OT	2/14/14	2	0.75	2.75
HJ	13	Karli JOHONNOT	SO	1.82m 5-11½	1/23/14	3	0.25	3.25
PV	3	Megan CLARK	SO	4.40m 14-5¼	2/27/14	16	2.41	18.41
Team Total								34.74

# 27



## Michigan

### Big Ten Conference

# ▼2

Event	Scrd As	Athlete	Yr	Scored Mark	Date	Pl. Pts.	Bonus	TOTAL
Scored bests come from CURRENT season								
5000	8	Erin FINN	FR	15:52.11 OT	2/28/14	8	0.93	8.93
60H	5	Cindy OFILI	SO	8.08	2/28/14	12	1.54	13.54
DMR	7	Phelan, Long, Pfeifer, Handler		11:00.20 OT	2/14/14	8	1.71	9.71
PV	15	Kiley TOBEL	SR	4.25m 13-11¼	1/18/14	1.5	0.00	1.50
Team Total								33.69

# 28



## San Diego State

### Mountain West Conference

# ▼2

Event	Scrd As	Athlete	Yr	Scored Mark	Date	Pl. Pts.	Bonus	TOTAL
Scored bests come from CURRENT season								
TJ	1	Shanieka THOMAS	SR	13.79m 45-3	2/14/14	20	5.10	25.10
PENT	8	Allison REASER	SR	4,145	2/27/14	8	0.55	8.55
Team Total								33.65

"Scrd As", short for "Scored As", Standing used for place points portion of performance's score combining preseason data (when applied) to current season data

Numbers in BLACK are both the performance's actual NCAA rank AND "scored as" rank Numbers in RED indicate actual NCAA rank does not exist or is worse than "scored as" rank Numbers in BLUE indicate actual NCAA rank is better than "scored as" rank

USTFCCCA Non-Member

Non-Member Schools Will NOT be ranked, beginning Week 2



# USTFCCCA NCAA Division I National Team Computer Rankings

as of 3/5/2014 6:09:17 PM

## 2014 Indoor Track & Field, Week #7

Only those who score >0.01 pts are shown  
D denotes multiple-event rule in affect

### WOMEN

29



Villanova

BIG EAST Conference

▲ 3

Event	Scrd As	Athlete	Yr	Scored Mark	Date	Pl. Pts.	Bonus	TOTAL
Scored bests come from CURRENT season								
800	14	Kelsey MARGEY	SO	2:05.43	2/21/14	2	0.41	2.41
800	16	Nicky AKANDE	SR	2:05.77	2/21/14	1.25	0.22	1.47
Mile	6	Emily LIPARI	SR	4:35.24	2/15/14	10	1.36	11.36
Mile	14	Stephanie SCHAPPERT	JR	4:36.40	3/2/14	2	0.75	2.75
DMR	5	Schappert, Wilkins, Piccirillo, Lipari		10:59.74	2/21/14	12	1.79	13.79
Team Total								31.79

30



South Carolina

Southeastern Conference

▼ 2

Event	Scrd As	Athlete	Yr	Scored Mark		Date	Pl. Pts.	Bonus	TOTAL
Scored bests come from CURRENT season									
▶ 4x400	12	Holmes, Haith, Bellamy, Harris		3:34.97		2/21/14	1	0.78	1.78
▶ HJ	1	Jeannelle SCHEPER	SR	1.90m	6-2½	1/17/14	20	4.10	24.10
▶ PENT	11	Sarah GRAHAM	SO	4,107		2/27/14	5	0.05	5.05
Team Total									30.92

31



William and Mary

Colonial Athletic Association

▲ 6

Event	Scrd As	Athlete	Yr	Scored Mark	Date	Pl. Pts.	Bonus	TOTAL
Scored bests come from CURRENT season								
5000	3	Emily STITES	SO	15:43.69	3/2/14	16	2.41	18.41
5000	6	Elaina BALOURIS	SR	15:46.92	3/2/14	10	1.84	11.84
Team Total								30.25

32



Southern California

Mountain Pacific Sports Federation

▲ 3

Event	Scrd As	Athlete	Yr	Scored Mark	Date	Pl. Pts.	Bonus	TOTAL
Scored bests come from CURRENT season								
60	15	Jessica DAVIS	SR	7.31	2/28/14	1.5	0.18	1.68
200	11	Tynia GAITHER	JR	23.31	2/14/14	5	0.50	5.50
200	12	Jessica DAVIS	SR	23.34	2/14/14	4	0.39	4.39
400	12	CoCo NDIPAGBOR	JR	52.63 OT	2/28/14	4	0.55	4.55
60H	12	Lauren BLACKBURN	SR	8.19	2/28/14	4	0.00	4.00
4x400	8	Ndipagbor, Jones, Liverpool, Stepter		3:34.51	2/14/14	6	0.97	6.97
Team Total								27.08

33



Baylor

Big 12 Conference

unch

Event	Scrd As	Athlete	Yr	Scored Mark	Date	Pl. Pts.	Bonus	TOTAL
Scored bests come from CURRENT season								
▶ 3000	13	Rachel JOHNSON	JR	9:08.36 OT	2/14/14	3	0.29	3.29
▶ 60H	4	Tiffani MCREYNOLDS	SR	8.05	1/24/14	14	2.25	16.25
▶ TJ	9	Brianna RICHARDSON	SO	13.12m 43-½	1/24/14	7	0.54	7.54
Team Total								27.08

34



Akron

Mid-American Conference

▼ 4

Event	Scrd As	Athlete	Yr	Scored Mark		Date	Pl. Pts.	Bonus	TOTAL
Scored bests come from CURRENT season									
▶ PV	6	Annika ROLOFF	SO	4.36m	14-3½	2/7/14	10	1.01	11.01
▶ TJ	15	Weronika GAUDYN	FR	12.99m	42-7½	2/7/14	1.5	0.00	1.50
▶ WT	5	Brittany FUNK	SR	21.77m	71-5¼	1/17/14	12	1.57	13.57
Team Total									26.08

"Scrd As", short for "Scored As", Standing used for place points portion of performance's score combining preseason data (when applied) to current season data

Numbers in BLACK are both the performance's actual NCAA rank AND "scored as" rank Numbers in RED indicate actual NCAA rank does not exist or is worse than "scored as" rank Numbers in BLUE indicate actual NCAA rank is better than "scored as" rank

USTFCCCA Non-Member

Non-Member Schools Will NOT be ranked, beginning Week 2



## 2014 Indoor Track &amp; Field, Week #7

Only those who score >0.01 pts are shown  
D denotes multiple-event rule in affect

## WOMEN

35



Kent State

Mid-American Conference

▼ 4

Event	Scrd As	Athlete	Yr	Scored Mark	Date	Pl. Pts.	Bonus	TOTAL
Scored bests come from CURRENT season								
HJ	6	Dior DELOPHONT	SO	1.85m	6-¾	2/22/14	10	1.15 11.15
SP	11	Danniel THOMAS	SO	16.97m	55-8¾	2/22/14	5	0.18 5.18
SP	12	Joh'vonnie MOSLEY	SR	16.92m	55-6¾	2/22/14	4	0.00 4.00
WT	11	Jackie LEPPELMEIER	JR	21.14m	69-4¾	1/31/14	5	0.00 5.00
Team Total								25.33

36



TCU

Big 12 Conference

unch

Event	Scrd As	Athlete	Yr	Scored Mark	Date	Pl. Pts.	Bonus	TOTAL
Scored bests come from CURRENT season								
LJ	1	Lorraine UGEN	SR	6.59m	21-7¾	2/28/14	20	5.04 25.04
Team Total								25.04

37



Virginia Tech

Atlantic Coast Conference

▲ 2

Event	Scrd As	Athlete	Yr	Scored Mark	Date	Pl. Pts.	Bonus	TOTAL
Scored bests come from CURRENT season								
800	10	Amanda SMITH	JR	2:05.25cf	2:06.69	2/27/14	6	0.51 6.51
PV	3	Martina SCHULTZE	JR	4.40m	14-5¾	2/27/14	16	2.41 18.41
Team Total								24.92

38



North Carolina

Atlantic Coast Conference

▲ 3

Event	Scrd As	Athlete	Yr	Scored Mark	Date	Pl. Pts.	Bonus	TOTAL
Scored bests come from CURRENT season								
Mile	7	Elizabeth WHELAN	SO	4:35.69cf	4:38.41	2/14/14	9	1.13 10.13
Mile	10	Annie LEHARDY	JR	4:35.94cf	4:38.67	2/14/14	6	1.00 7.00
DMR	12	Whelan, Floyd, Blue, LeHardy		11:11.69cf	11:18.88	2/27/14	1	0.39 1.39
SP	10	Sarah HOWARD	SO	16.98m	55-8¾	2/22/14	6	0.22 6.22
Team Total								24.73

39



Indiana State

Missouri Valley Conference

▼ 1

Event	Scrd As	Athlete	Yr	Scored Mark	Date	Pl. Pts.	Bonus	TOTAL
Scored bests come from CURRENT season								
60	12	Katie WISE	SO	7.30	3/1/14	4	0.40	4.40
SP	3	Mary THEISEN	SR	17.30m	56-9¾	1/31/14	16	2.35 18.35
Team Total								22.74

40



Iona

Metro Atlantic Athletic Conference

▲ 3

Event	Scrd As	Athlete	Yr	Scored Mark	Date	Pl. Pts.	Bonus	TOTAL
Scored bests come from CURRENT season								
3000	2	Kate AVERY	SO	8:56.20	2/15/14	18	3.50	21.50
Team Total								21.50

41



Auburn

Southeastern Conference

▼ 1

Event	Scrd As	Athlete	Yr	Scored Mark	Date	Pl. Pts.	Bonus	TOTAL
Scored bests come from CURRENT season								
60H	15	Samantha SCARLETT	JR	8.21	2/27/14	1.5	0.00	1.50
TJ	6	Marshay RYAN	FR	13.24m	43-5¾	2/27/14	10	1.07 11.07
SP	8	Valentina MUZARIC	JR	17.10m	56-1¼	2/27/14	8	0.74 8.74
Team Total								21.32

42



Boise State

Mountain West Conference

▲ 2

Event	Scrd As	Athlete	Yr	Scored Mark	Date	Pl. Pts.	Bonus	TOTAL
Scored bests come from CURRENT season								
3000	5	Emma BATES	SR	9:03.61cA OT 9:28.18	2/27/14	12	1.40	13.40
5000	9	Emma BATES	SR	15:52.61 OT	1/31/14	7	0.84	7.84
Team Total								21.24

"Scrd As", short for "Scored As", Standing used for place points portion of performance's score combining preseason data (when applied) to current season data

Numbers in BLACK are both the performance's actual NCAA rank AND "scored as" rank Numbers in RED indicate actual NCAA rank does not exist or is worse than "scored as" rank Numbers in BLUE indicate actual NCAA rank is better than "scored as" rank

USTFCCCA Non-Member

Non-Member Schools Will NOT be ranked, beginning Week 2





## 2014 Indoor Track &amp; Field, Week #7

Only those who score >0.01 pts are shown  
D denotes multiple-event rule in affect

## WOMEN

43



Tennessee

Southeastern Conference

▲ 4

Event	Scrd As	Athlete	Yr	Scored Mark	Date	Pl. Pts.	Bonus	TOTAL
Scored bests come from CURRENT season								
200	7	Felecia MAJORS	FR	23.21	2/27/14	9	0.84	9.84
200	15	Felicia BROWN	SO	23.54	2/14/14	1.5	0.00	1.50
400	13	Felecia MAJORS	FR	52.65	2/27/14	3	0.52	3.52
800	12	Alexis PANISSE	SO	2:05.38	2/27/14	4	0.44	4.44
Team Total								19.30

44



Kansas

Big 12 Conference

▼ 2

Event	Scrd As	Athlete	Yr	Scored Mark	Date	Pl. Pts.	Bonus	TOTAL
Scored bests come from CURRENT season								
400	7	Diamond DIXON	SR	52.20 OT	2/28/14	9	1.28	10.28
PV	9	Natalia BARTNOVSKAYA	SR	4.32m 14-2	1/31/14	7	0.24	7.24
LJ	15	Sydney CONLEY	SO	6.25m 20-6½	1/24/14	1.5	0.00	1.50
Team Total								19.01

45



Arkansas State

Sun Belt Conference

▼ 11

Event	Scrd As	Athlete	Yr	Scored Mark	Date	Pl. Pts.	Bonus	TOTAL
Scored bests come from CURRENT season								
60H	3	Sharika NELVIS	SR	8.03	2/24/14	16	2.72	18.72
Team Total								18.72

46



UAB

Conference USA

▲ 6

Event	Scrd As	Athlete	Yr	Scored Mark	Date	Pl. Pts.	Bonus	TOTAL
Scored bests come from CURRENT season								
3000	16	Elinor KIRK	SR	9:10.40	2/28/14	1.25	0.01	1.26
5000	4	Elinor KIRK	SR	15:44.38 OT	2/14/14	14	2.29	16.29
Team Total								17.55

47



UTEP

Conference USA

▲ 1

Event	Scrd As	Athlete	Yr	Scored Mark	Date	Pl. Pts.	Bonus	TOTAL
Scored bests come from CURRENT season								
60H	9	Janice JACKSON	SR	8.11cA 8.09	1/24/14	7	0.84	7.84
TJ	8	Nickevea WILSON	SO	13.13m 43-1	2/28/14	8	0.58	8.58
Team Total								16.43

48



East Carolina

Conference USA

▼ 3

Event	Scrd As	Athlete	Yr	Scored Mark	Date	Pl. Pts.	Bonus	TOTAL
Scored bests come from CURRENT season								
WT	4	Kayla PADGETT	JR	21.95m 72-¾	1/31/14	14	2.03	16.03
Team Total								16.03

49



Arizona

Mountain Pacific Sports Federation

unch

Event	Scrd As	Athlete	Yr	Scored Mark	Date	Pl. Pts.	Bonus	TOTAL
Scored bests come from CURRENT season								
400	15	Shapri ROMERO	SR	52.82	2/7/14	1.5	0.29	1.79
60H	15	Nnenya HAILEY	FR	8.21	2/7/14	1.5	0.00	1.50
SP	6	Alyssa HASSLEN	SR	17.17m 56-4	2/28/14	10	1.23	11.23
Team Total								14.52

50



La Salle

Atlantic 10 Conference

▲ 10

Event	Scrd As	Athlete	Yr	Scored Mark	Date	Pl. Pts.	Bonus	TOTAL
Scored bests come from CURRENT season								
5000	5	Meghan MCGLINCHEY	SR	15:46.50cf 15:53.74	12/7/13	12	1.91	13.91
Team Total								13.91

51



Virginia

Atlantic Coast Conference

▲ 5

Event	Scrd As	Athlete	Yr	Scored Mark	Date	Pl. Pts.	Bonus	TOTAL
Scored bests come from CURRENT season								
400	5	Jordan LAVENDER	JR	52.06cf 52.75	2/27/14	12	1.67	13.67
Team Total								13.67

"Scrd As", short for "Scored As", Standing used for place points portion of performance's score combining preseason data (when applied) to current season data

Numbers in BLACK are both the performance's actual NCAA rank AND "scored as" rank Numbers in RED indicate actual NCAA rank does not exist or is worse than "scored as" rank Numbers in BLUE indicate actual NCAA rank is better than "scored as" rank

USTFCCCA Non-Member

Non-Member Schools Will NOT be ranked, beginning Week 2



## 2014 Indoor Track &amp; Field, Week #7

Only those who score >0.01 pts are shown  
D denotes multiple-event rule in affect

## WOMEN

52



Wisconsin

Big Ten Conference

▼ 1

Event	Scrd As	Athlete	Yr	Scored Mark	Date	Pl. Pts.	Bonus	TOTAL
Scored bests come from CURRENT season								
PENT	5	Deanna LATHAM	JR	4,176	2/28/14	12	0.96	12.96
Team Total								12.96

53



Notre Dame

Atlantic Coast Conference

▼ 7

Event	Scrd As	Athlete	Yr	Scored Mark	Date	Pl. Pts.	Bonus	TOTAL
Scored bests come from CURRENT season								
60H	9	Jade BARBER	JR	8.11cA 8.09	2/1/14	7	0.84	7.84
DMR	10	Curran, Brown, Aragon, Aragon		11:05.57 OT	2/22/14	4	0.90	4.90
Team Total								12.74

54



Clemson

Atlantic Coast Conference

▲ 3

Event	Scrd As	Athlete	Yr	Scored Mark	Date	Pl. Pts.	Bonus	TOTAL
Scored bests come from CURRENT season								
HJ	8	Mimi LAND	SO	1.83m 6-0	2/27/14	8	0.55	8.55
TJ	12	Mimi LAND	SO	13.04m 42-9½	2/27/14	4	0.18	4.18
Team Total								12.74

55



Arizona State

Mountain Pacific Sports Federation

▼ 5

Event	Scrd As	Athlete	Yr	Scored Mark	Date	Pl. Pts.	Bonus	TOTAL
Scored bests come from CURRENT season								
Mile	15	Shelby HOULIHAN	JR	4:37.52cA 4:43.70	2/1/14	1.5	0.27	1.77
3000	10	Shelby HOULIHAN	JR	9:05.86 OT	2/14/14	6	0.77	6.77
SP	12	Anna JELMINI	SR	16.92m 55-6½	2/28/14	4	0.00	4.00
Team Total								12.54

56



Kansas State

Big 12 Conference

▼ 3

Event	Scrd As	Athlete	Yr	Scored Mark	Date	Pl. Pts.	Bonus	TOTAL
Scored bests come from CURRENT season								
HJ	8	Alyx TREASURE	JR	1.83m 6-0	2/21/14	8	0.55	8.55
PENT	13	Erica TWISS	JR	4,074	2/28/14	3	0.00	3.00
Team Total								11.55

57



California

Mountain Pacific Sports Federation

▼ 3

Event	Scrd As	Athlete	Yr	Scored Mark	Date	Pl. Pts.	Bonus	TOTAL
Scored bests come from CURRENT season								
WT	6	Chioma AMAECHI	JR	21.75m 71-4¾	2/14/14	10	1.52	11.52
Team Total								11.52

58



Indiana

Big Ten Conference

▼ 3

Event	Scrd As	Athlete	Yr	Scored Mark	Date	Pl. Pts.	Bonus	TOTAL
Scored bests come from CURRENT season								
SP	6	Kyla BUCKLEY	SR	17.17m 56-4	2/28/14	10	1.23	11.23
Team Total								11.23

59



Minnesota

Big Ten Conference

▲ 2

Event	Scrd As	Athlete	Yr	Scored Mark	Date	Pl. Pts.	Bonus	TOTAL
Scored bests come from CURRENT season								
800	8	Alena BROOKS	SR	2:04.90 OT	2/14/14	8	0.85	8.85
PENT	15	Jess HERAUF	SO	4,054	2/28/14	1.5	0.00	1.50
Team Total								10.35

60



Ohio State

Big Ten Conference

▲ 4

Event	Scrd As	Athlete	Yr	Scored Mark	Date	Pl. Pts.	Bonus	TOTAL
Scored bests come from CURRENT season								
60	11	Ashlee ABRAHAM	SR	7.29	2/7/14	5	0.61	5.61
60	12	Chesna SYKES	SR	7.30	2/7/14	4	0.40	4.40
Team Total								10.01

"Scrd As", short for "Scored As", Standing used for place points portion of performance's score combining preseason data (when applied) to current season data

Numbers in BLACK are both the performance's actual NCAA rank AND "scored as" rank Numbers in RED indicate actual NCAA rank does not exist or is worse than "scored as" rank Numbers in BLUE indicate actual NCAA rank is better than "scored as" rank

USTFCCCA Non-Member

Non-Member Schools Will NOT be ranked, beginning Week 2



## 2014 Indoor Track &amp; Field, Week #7

Only those who score >0.01 pts are shown  
D denotes multiple-event rule in affect

## WOMEN

61

Southern Illinois  
Missouri Valley Conference

▼ 2

Event	Scrd As	Athlete	Yr	Scored Mark	Date	Pl. Pts.	Bonus	TOTAL
-------	---------	---------	----	-------------	------	----------	-------	-------

Scored bests come from CURRENT season

HJ	8	Kenya CULMER	SR	1.83m	6-0	3/1/14	8	0.55	8.55
WT	16	Sophia LOZANO	JR	20.89m	68-6½	3/1/14	1.25	0.00	1.25

Team Total 9.80

62

Eastern Michigan  
Mid-American Conference

▼ 4

Event	Scrd As	Athlete	Yr	Scored Mark	Date	Pl. Pts.	Bonus	TOTAL
-------	---------	---------	----	-------------	------	----------	-------	-------

Scored bests come from CURRENT season

PENT	7	Sarah CHAUCHARD	SR	4,153		2/28/14	9	0.65	9.65
------	---	-----------------	----	-------	--	---------	---	------	------

Team Total 9.65

63

Colorado State  
Mountain West Conference

▼ 1

Event	Scrd As	Athlete	Yr	Scored Mark	Date	Pl. Pts.	Bonus	TOTAL
-------	---------	---------	----	-------------	------	----------	-------	-------

Scored bests come from CURRENT season

WT	7	Kiah HICKS	JR	21.37m	70-1½	2/27/14	9	0.55	9.55
----	---	------------	----	--------	-------	---------	---	------	------

Team Total 9.55

64

VCU  
Atlantic 10 Conference

▲ 2

Event	Scrd As	Athlete	Yr	Scored Mark	Date	Pl. Pts.	Bonus	TOTAL
-------	---------	---------	----	-------------	------	----------	-------	-------

Scored bests come from CURRENT season

400	8	Klara PORTER	JR	52.50		3/2/14	8	0.73	8.73
-----	---	--------------	----	-------	--	--------	---	------	------

Team Total 8.73

65

Northern Arizona  
Big Sky Conference

▲ 2

Event	Scrd As	Athlete	Yr	Scored Mark	Date	Pl. Pts.	Bonus	TOTAL
-------	---------	---------	----	-------------	------	----------	-------	-------

Scored bests come from CURRENT season

HJ	8	Lauren LASZCZAK	SR	1.83m	6-0	2/7/14	8	0.55	8.55
----	---	-----------------	----	-------	-----	--------	---	------	------

Team Total 8.55

66

Harvard  
Ivy League

▲ 4

Event	Scrd As	Athlete	Yr	Scored Mark	Date	Pl. Pts.	Bonus	TOTAL
-------	---------	---------	----	-------------	------	----------	-------	-------

Scored bests come from CURRENT season

800	9	Erika VEIDIS	JR	2:05.00cf	2:06.44	3/1/14	7	0.74	7.74
-----	---	--------------	----	-----------	---------	--------	---	------	------

Team Total 7.74

67

Southern Utah  
Big Sky Conference

▼ 4

Event	Scrd As	Athlete	Yr	Scored Mark	Date	Pl. Pts.	Bonus	TOTAL
-------	---------	---------	----	-------------	------	----------	-------	-------

Scored bests come from CURRENT season

SP	9	Kayla KOVAR	SR	17.03m	55-10½	2/14/14	7	0.44	7.44
----	---	-------------	----	--------	--------	---------	---	------	------

Team Total 7.44

68

Monmouth  
Metro Atlantic Athletic Conference

unch

Event	Scrd As	Athlete	Yr	Scored Mark	Date	Pl. Pts.	Bonus	TOTAL
-------	---------	---------	----	-------------	------	----------	-------	-------

Scored bests come from CURRENT season

LJ	9	Mariah TOUSSAINT	SR	6.30m	20-8	1/11/14	7	0.42	7.42
----	---	------------------	----	-------	------	---------	---	------	------

Team Total 7.42

69

George Mason  
Atlantic 10 Conference

▼ 4

Event	Scrd As	Athlete	Yr	Scored Mark	Date	Pl. Pts.	Bonus	TOTAL
-------	---------	---------	----	-------------	------	----------	-------	-------

Scored bests come from CURRENT season

PV	9	Mandisa MARSHALL	SR	4.32m	14-2	3/2/14	7	0.24	7.24
----	---	------------------	----	-------	------	--------	---	------	------

Team Total 7.24

70

North Dakota State  
The Summit League

▼ 1

Event	Scrd As	Athlete	Yr	Scored Mark	Date	Pl. Pts.	Bonus	TOTAL
-------	---------	---------	----	-------------	------	----------	-------	-------

Scored bests come from CURRENT season

4x400	9	Milbrath, Tingelstad, Heinze, Stratioti		3:34.57 OT	2/22/14	5	0.94	5.94
-------	---	--	--	------------	---------	---	------	------

Team Total 5.94

"Scrd As", short for "Scored As", Standing used for place points portion of performance's score combining preseason data (when applied) to current season data

Numbers in BLACK are both the performance's actual NCAA rank AND "scored as" rank Numbers in RED indicate actual NCAA rank does not exist or is worse than "scored as" rank Numbers in BLUE indicate actual NCAA rank is better than "scored as" rank

USTFCCCA Non-Member

Non-Member Schools Will NOT be ranked, beginning Week 2



## 2014 Indoor Track &amp; Field, Week #7

Only those who score >0.01 pts are shown  
D denotes multiple-event rule in affect

## WOMEN

71

New Hampshire  
America East Conference

▲ 11

Event	Scrd As	Athlete	Yr	Scored Mark	Date	Pl. Pts.	Bonus	TOTAL
Scored bests come from CURRENT season								
► Mile	11	Elinor PURRIER	FR	4:36.14	3/2/14	5	0.89	5.89
Team Total								5.89

72

Oklahoma State  
Big 12 Conference

▲ 2

Event	Scrd As	Athlete	Yr	Scored Mark	Date	Pl. Pts.	Bonus	TOTAL
Scored bests come from CURRENT season								
► 800	13	Savannah CAMACHO	FR	2:05.41	1/31/14	3	0.42	3.42
► 800	15	Kaela EDWARDS	FR	2:05.59	1/31/14	1.5	0.32	1.82
Team Total								5.24

73

Stony Brook  
America East Conference

▲ 13

Event	Scrd As	Athlete	Yr	Scored Mark	Date	Pl. Pts.	Bonus	TOTAL
Scored bests come from CURRENT season								
► Mile	12	Olivia BURNE	SR	4:36.22	3/2/14	4	0.85	4.85
Team Total								4.85

74

Boston University  
Patriot League

▲ 16

Event	Scrd As	Athlete	Yr	Scored Mark	Date	Pl. Pts.	Bonus	TOTAL
Scored bests come from CURRENT season								
► Mile	13	Monica ADLER	JR	4:36.35	3/2/14	3	0.78	3.78
Team Total								3.78

75

NC State  
Atlantic Coast Conference

▼ 3

Event	Scrd As	Athlete	Yr	Scored Mark		Date	Pl. Pts.	Bonus	TOTAL
Scored bests come from CURRENT season									
► SP	15	Tremanisha TAYLOR	JR	16.57m	54-4½	2/27/14	1.5	0.00	1.50
► WT	14	Nicole CHAVIS	SO	20.95m	68-9	2/27/14	2	0.00	2.00
Team Total									3.50

76

Illinois  
Big Ten Conference

▲ 7

Event	Scrd As	Athlete	Yr	Scored Mark	Date	Pl. Pts.	Bonus	TOTAL
Scored bests come from CURRENT season								
► HJ	13	Kandie BLOCH-JONES	FR	1.82m	5-11½	2/14/14	3 0.25	3.25
Team Total								3.25

77

Florida A&M  
Mid-Eastern Athletic Conference

▲ 1

Event	Scrd As	Athlete	Yr	Scored Mark		Date	Pl. Pts.	Bonus	TOTAL
Scored bests come from CURRENT season									
► LJ	13	Nakia LINSON	SR	6.28m	20-7¼	1/31/14	3	0.23	3.23
Team Total									3.23

78

SIUE  
Ohio Valley Conference

▲ 1

Event	Scrd As	Athlete	Yr	Scored Mark	Date	Pl. Pts.	Bonus	TOTAL	
Scored bests come from CURRENT season									
► TJ	13	Jatavia WRIGHT	JR	13.00m	42-8	2/28/14	3	0.01	3.01
Team Total									3.01

79

Butler  
BIG EAST Conference

▼ 2

Event	Scrd As	Athlete	Yr	Scored Mark	Date	Pl. Pts.	Bonus	TOTAL
Scored bests come from CURRENT season								
► 3000	14	Mara OLSON	JR	9:08.83	1/24/14	2	0.22	2.22
Team Total								2.22

80

Colorado  
Mountain Pacific Sports Federation

▼ 4

Event	Scrd As	Athlete	Yr	Scored Mark	Date	Pl. Pts.	Bonus	TOTAL
Scored bests come from CURRENT season								
► 5000	14	Shalaya KIPP	SR	16:00.15 OT	2/14/14	2	0.14	2.14
Team Total								2.14

"Scrd As", short for "Scored As", Standing used for place points portion of performance's score combining preseason data (when applied) to current season data

Numbers in BLACK are both the performance's actual NCAA rank AND "scored as" rank Numbers in RED indicate actual NCAA rank does not exist or is worse than "scored as" rank Numbers in BLUE indicate actual NCAA rank is better than "scored as" rank

USTFCCCA Non-Member

Non-Member Schools Will NOT be ranked, beginning Week 2



## 2014 Indoor Track &amp; Field, Week #7

Only those who score >0.01 pts are shown  
D denotes multiple-event rule in affect

## WOMEN

81



Hampton

▼ 6

Mid-Eastern Athletic Conference

Event	Scrd As	Athlete	Yr	Scored Mark	Date	Pl. Pts.	Bonus	TOTAL
-------	---------	---------	----	-------------	------	----------	-------	-------

Scored bests come from CURRENT season

► LJ	14	Teiara DENMARK	SR	6.26m	20-6½	2/7/14	2	0.03	2.03
------	----	----------------	----	-------	-------	--------	---	------	------

Team Total 2.03

82



McNeese State

▼ 2

Southland Conference

Event	Scrd As	Athlete	Yr	Scored Mark	Date	Pl. Pts.	Bonus	TOTAL
-------	---------	---------	----	-------------	------	----------	-------	-------

Scored bests come from CURRENT season

► WT	14	La'Shantena ROUNDS	SR	20.95m	68-9	2/15/14	2	0.00	2.00
------	----	--------------------	----	--------	------	---------	---	------	------

Team Total 2.00

82



Tulane

▲ 2

Conference USA

Event	Scrd As	Athlete	Yr	Scored Mark	Date	Pl. Pts.	Bonus	TOTAL
-------	---------	---------	----	-------------	------	----------	-------	-------

Scored bests come from CURRENT season

► PV	14	Merritt VAN METER	SR	4.27m	14-0	1/24/14	2	0.00	2.00
------	----	-------------------	----	-------	------	---------	---	------	------

Team Total 2.00

84



Rice

▲ 4

Conference USA

Event	Scrd As	Athlete	Yr	Scored Mark	Date	Pl. Pts.	Bonus	TOTAL
-------	---------	---------	----	-------------	------	----------	-------	-------

Scored bests come from CURRENT season

► SP	15	Claire UKE	JR	16.57m	54-4½	2/7/14	1.5	0.00	1.50
------	----	------------	----	--------	-------	--------	-----	------	------

Team Total 1.50

84



Washington

▼ 3

Mountain Pacific Sports Federation

Event	Scrd As	Athlete	Yr	Scored Mark	Date	Pl. Pts.	Bonus	TOTAL
-------	---------	---------	----	-------------	------	----------	-------	-------

Scored bests come from CURRENT season

► PV	15	Diamara PLANELL CRUZ	SO	4.25m	13-11½	1/18/14	1.5	0.00	1.50
------	----	----------------------	----	-------	--------	---------	-----	------	------

Team Total 1.50

"Scrd As", short for "Scored As", Standing used for place points portion of performance's score combining preseason data (when applied) to current season data

Numbers in BLACK are both the performance's actual NCAA rank AND "scored as" rank Numbers in RED indicate actual NCAA rank does not exist or is worse than "scored as" rank Numbers in BLUE indicate actual NCAA rank is better than "scored as" rank

USTFCCCA Non-Member

Non-Member Schools Will NOT be ranked, beginning Week 2