



USTFCCCA NCAA Division I National Team Computer Rankings

as of 3/24/2014 4:10:52 PM

2014 Outdoor Track & Field, Preseason

Only those who score >0.01 pts are shown
D denotes multiple-event rule in affect

MEN

1



Arkansas

Southeastern Conference

2

Event	Scrd As	Athlete	Yr	Scored Mark	Date	Pl. Pts.	Bonus	TOTAL
Scored bests come from PRE-SEASON DATA								
800	2	Patrick RONO	JR	1:46.49	5/25/13	28	2.38	30.38
800	15	Ryan THOMAS	SO	1:48.35	4/19/13	6	0.70	6.70
800	45	Tomas SQUELLA	SO	1:49.49	5/25/13	0.125	0.13	0.25
1500	8	Kemoy CAMPBELL	SR	3:41.00	4/19/13	D 16	1.14	3.14
Steeple	2	Stanley KEBENEI	JR	8:24.45	6/8/13	28	4.31	32.31
5000	5	Kemoy CAMPBELL	SR	13:32.82	3/29/13	22	1.90	23.90
5000	47	Stanley KEBENEI	JR	14:00.45	5/9/13	0.075	0.06	0.14
10k	6	Solomon HAILE	SR	28:56.92	3/29/13	20	1.31	21.31
4x100	8			39.25	6/8/13	16	1.32	17.32
4x400	3			3:02.89	6/8/13	26	2.56	28.56
HJ	4	Anthony MAY	SR	2.24m 7-4½	6/8/13	24	1.95	25.95
HJ	31	Noah KITTELSON	SR	2.15m 7-½	4/19/13	0.65	0.02	0.67
HJ	31	Dwayne GOLBEK	SR	2.15m 7-½	6/8/13	0.65	0.02	0.67
PV	3	Andrew IRWIN	JR	5.65m 18-6½	3/29/13	26	3.02	29.02
LJ	3	Raymond HIGGS	SR	8.03mw 26-4½	6/8/13	26	2.57	28.57
LJ	4	Jarrion LAWSON	SO	7.93m 26-½	5/25/13	24	1.71	25.71
LJ	24	Anthony MAY	SR	7.63m 25-½	5/9/13	1	0.24	1.24
TJ	29	Anthony MAY	SR	15.62m 51-3	4/19/13	0.75	0.21	0.96
DEC	6	Kevin LAZAS	SR	7,933	6/8/13	20	2.17	22.17
DEC	10	Nathanael FRANKS	JR	7,520	5/9/13	12	0.89	12.89
Team Total								311.88

2



Florida

Southeastern Conference

1

Event	Scrd As	Athlete	Yr	Scored Mark	Date	Pl. Pts.	Bonus	TOTAL
Scored bests come from PRE-SEASON DATA								
100	46	Hugh GRAHAM, JR.	JR	10.38 (1.2)	4/20/13	0.1	0.01	0.11
200	7	Dedric DUKES	JR	20.38w (3.5)	4/4/13	18	1.36	19.36
200	24	Arman HALL	SO	20.71w (3.5)	4/4/13	1	0.34	1.34
200	41	Hugh GRAHAM, JR.	JR	20.84 (1.8)	4/4/13	0.225	0.13	0.35
400	2	Arman HALL	SO	45.02	6/8/13	28	2.83	30.83
400	7	Hugh GRAHAM, JR.	JR	45.56	6/8/13	18	1.39	19.39
400	10	Najee GLASS	SO	45.71	4/4/13	12	1.09	13.09
800	7	Sean OBINWA	SR	1:47.66	4/4/13	18	1.31	19.31
800	46	Ryan SCHNULLE	SO	1:49.50	4/4/13	0.1	0.13	0.23
Steeple	9	Mark PARRISH	SR	8:42.38	4/4/13	14	1.10	15.10
5000	40	Jimmy CLARK	SO	13:58.24	5/9/13	0.25	0.15	0.40
10k	10	Jimmy CLARK	SO	29:08.32	3/29/13	12	0.92	12.92
110H	2	Eddie LOVETT	SR	13.29w (2.1)	6/8/13	28	3.33	31.33
4x100	1			38.53	6/8/13	30	3.16	33.16
4x400	1			3:01.34	6/8/13	30	3.71	33.71
LJ	1	Marquis DENDY	JR	8.29mw 27-2½	5/9/13	30	4.98	34.98
TJ	7	Marquis DENDY	JR	16.03m 52-7¼	5/9/13	18	1.36	19.36
HT	9	Kyle STRAWN	JR	66.90m 219-6	5/9/13	14	1.14	15.14
Team Total								300.11

"Scrd As", short for "Scored As", Standing used for place points portion of performance's score combining preseason data (when applied) to current season data

Numbers in BLACK are both the performance's actual NCAA rank AND "scored as" rank Numbers in RED indicate actual NCAA rank does not exist or is worse than "scored as" rank Numbers in BLUE indicate actual NCAA rank is better than "scored as" rank

USTFCCCA Non-Member

Non-Member Schools Will NOT be ranked, beginning Week 2



2014 Outdoor Track & Field, Preseason

Only those who score >0.01 pts are shown
D denotes multiple-event rule in affect

MEN

3



Texas A&M

Southeastern Conference

▼ 2

Event	Scrd As	Athlete	Yr	Scored Mark	Date	Pl. Pts.	Bonus	TOTAL
-------	---------	---------	----	-------------	------	----------	-------	-------

Scored bests come from CURRENT season

JAV	39	Sam HARDIN	FR	67.65m	221-11	3/21/14	0.275	0.00	0.28
-----	----	------------	----	--------	--------	---------	-------	------	------

Scored bests come from PRE-SEASON DATA

100	9	Prezel HARDY, JR.	SR	10.11w	(3.0)	6/8/13	14	1.19	15.19
100	14	Shavez HART		10.17w		3/30/13	7	0.79	7.79
100	27	Michael BRYAN	SR	10.30	(1.7)	5/25/13	0.85	0.27	1.12
200	3	Shavez HART		20.24w		4/14/12	26	2.07	28.07
200	13	Prezel HARDY, JR.	SR	20.54w	(3.2)	6/8/13	8	0.71	8.71
200	20	Michael BRYAN	SR	20.68w	(3.1)	6/8/13	3	0.40	3.40
400	1	Deon LENDORE	JR	44.94		6/8/13	30	3.05	33.05
400	47	Carlyle ROUDETTE	SR	46.73		4/20/13	0.075	0.00	0.08
800	16	Hector HERNANDEZ	SO	1:48.42		5/25/13	5	0.66	5.66
800	50	Josh HERNANDEZ	JR	1:49.55		5/25/13	0.01	0.11	0.12
Steeple	5	Isaac SPENCER	JR	8:40.87		5/25/13	22	1.28	23.28
110H	1	Wayne DAVIS II	SR	13.14w	(3.8)	6/8/13	30	4.48	34.48
400H	5	Gregory COLEMAN	JR	50.50		5/25/13	22	1.40	23.40
4x100	3			38.64		3/27/13	26	2.85	28.85
4x400	2			3:02.38		6/8/13	28	2.94	30.94
PV	10	Chase WOLFLE	SO	5.41m	17-9	3/27/13	12	0.64	12.64
DISC	9	Dalton ROWAN	JR	59.95m	196-8	4/26/13	14	0.97	14.97
HT	21	Casey STRONG	SR	62.97m	206-7	5/9/13	2.5	0.22	2.72
JAV	6	Devin BOGERT	JR	72.66m	238-4	3/15/13	20	1.61	21.61

Team Total 296.36

4



Oregon

Pac-12 Conference

unch

Event	Scrd As	Athlete	Yr	Scored Mark	Date	Pl. Pts.	Bonus	TOTAL
-------	---------	---------	----	-------------	------	----------	-------	-------

Scored bests come from CURRENT season

110H	40	Devon ALLEN	FR	14.04	(0.9)	3/22/14	0.25	0.00	0.25
------	----	-------------	----	-------	-------	---------	------	------	------

Scored bests come from PRE-SEASON DATA

▶ 100	27	Arthur DELANEY	JR	10.30	(1.1)	5/4/13	0.85	0.27	1.12	
▶ 200	38	Arthur DELANEY	JR	20.80	(2.0)	4/19/13	0.3	0.20	0.50	
▶ 400	3	Mike BERRY	SR	45.14		5/4/13	26	2.51	28.51	
▶ 800	22	Mac FLEET	SR	1:48.70		4/6/13	D	2	0.50	2.50
▶ 800	24	Boru GUYOTA	SR	1:48.83		5/3/13		1	0.42	1.42
▶ 1500	4	Mac FLEET	SR	3:40.21		4/19/13		24	1.51	25.51
▶ 1500	27	Jeremy ELKAIM	SO	3:42.83		4/19/13	0.85	0.40	1.25	0.48
▶ 1500	37	Chris BREWER	SO	3:44.18		5/9/13	0.35	0.13	0.48	0.32
▶ 1500	42	Colby ALEXANDER	JR	3:44.23		5/4/13		0.2	0.12	0.32
▶ 5000	1	Eric JENKINS	SR	13:18.57		4/28/13		30	3.73	33.73
▶ 5000	4	Parker STINSON	SR	13:31.70		4/28/13	D	24	2.05	4.05
▶ 5000	30	Jeremy ELKAIM	SO	13:57.24		4/6/13		0.7	0.19	0.89
▶ 10k	3	Parker STINSON	SR	28:34.71		3/29/13		26	2.37	28.37
▶ 10k	26	Matthew MELANCON	SO	29:31.82		3/29/13		0.9	0.27	1.17
▶ 110H	3	Johnathan CABRAL	JR	13.33w	(2.6)	3/27/13		26	3.02	29.02
▶ 400H	5	Johnathan CABRAL	JR	50.50		5/4/13		22	1.40	23.40
▶ 4x100	23			39.89		6/8/13		1.5	0.36	1.86
▶ 4x400	4			3:03.61		6/8/13		24	2.03	26.03
▶ PV	40	Matt HIDALGO	SO	5.20m	17-¾	5/3/13	0.25	0.00	0.25	0.00
▶ LJ	31	Trevor FERGUSON	JR	7.58m	24-10½	4/19/13	0.65	0.08	0.73	0.00
▶ HT	6	Greg SKIPPER	SO	67.81m	222-5	5/4/13		20	1.52	21.52
▶ JAV	1	Sam CROUSER	JR	78.53m	257-7	5/25/13		30	5.70	35.70
▶ JAV	35	Ethan POWELL	SR	67.88m	222-8	5/4/13	0.45	0.00	0.45	0.00
▶ JAV	43	Dakotah KEYS	JR	66.81m	219-2	5/4/13	0.175	0.00	0.17	0.00
▶ DEC	5	Dakotah KEYS	JR	8,001		5/4/13		22	2.47	24.47
▶ DEC	35	Blake KEMP	SO	7,019		3/27/13	0.45	0.00	0.45	0.00

Team Total 294.12

"Scrd As", short for "Scored As", Standing used for place points portion of performance's score combining preseason data (when applied) to current season data

Numbers in BLACK are both the performance's actual NCAA rank AND "scored as" rank Numbers in RED indicate actual NCAA rank does not exist or is worse than "scored as" rank Numbers in BLUE indicate actual NCAA rank is better than "scored as" rank

USTFCCCA Non-Member

Non-Member Schools Will NOT be ranked, beginning Week 2



USTFCCCA NCAA Division I National Team Computer Rankings

as of 3/24/2014 4:10:53 PM

2014 Outdoor Track & Field, Preseason

Only those who score >0.01 pts are shown
D denotes multiple-event rule in affect

MEN

5



Florida State

Atlantic Coast Conference

▲ 4

Event	Scrd As	Athlete	Yr	Scored Mark	Date	Pl. Pts.	Bonus	TOTAL
Scored bests come from PRE-SEASON DATA								
▶ 100	1	Dentarius LOCKE	SR	9.91w (3.2)	6/8/13	30	3.20	33.20
▶ 200	16	Dentarius LOCKE	SR	20.63 (0.2)	5/3/13	5	0.48	5.48
▶ 400	4	James HARRIS	SR	45.23	6/8/13	24	2.27	26.27
▶ 400	18	Alonzo RUSSELL	SR	46.14	4/18/13	4	0.44	4.44
▶ Steeple	3	Zak SEDDON	SO	8:34.42	4/28/13	26	2.40	28.40
▶ 4x100	6			39.14	6/8/13	20	1.53	21.53
▶ HJ	4	James HARRIS	SR	2.24m 7-4¼	3/27/13	24	1.95	25.95
▶ HJ	20	Darius KING	SR	2.18m 7-1¼	5/3/13	3	0.43	3.43
▶ LJ	2	Stefan BRITS	JR	8.05m 26-5	4/18/13	28	2.76	30.76
▶ LJ	33	Paul MADZIVIRE	RS13	7.57m 24-10	4/19/12	0.55	0.05	0.60
▶ TJ	28	Jonathan REID	JR	15.63m 51-3½	4/12/13	0.8	0.23	1.03
▶ SP	42	Stargell WILLIAMS	SR	17.90m 58-8¾	4/18/13	0.2	0.00	0.20
▶ HT	47	Markindey SINEUS	JR	60.77m 199-4	5/25/13	0.075	0.00	0.08
▶ JAV	4	Morne MOOLMAN	SO	75.17m 246-7	5/25/13	24	3.11	27.11
Team Total							208.46	

6



Wisconsin

Big Ten Conference

▲ 9

Event	Scrd As	Athlete	Yr	Scored Mark	Date	Pl. Pts.	Bonus	TOTAL
Scored bests come from PRE-SEASON DATA								
▶ 800	19	Austin MUDD	JR	1:48.47	5/10/13	D	3.5	0.63 2.63
▶ 1500	3	Alex HATZ	JR	3:39.87	4/28/13	26	1.68	27.68
▶ 1500	14	Austin MUDD	JR	3:41.47	6/8/13	7	0.92	7.92
▶ 1500	47	Reed CONNOR	SR	3:44.52	5/3/13	0.075	0.08	0.15
▶ Steeple	4	Alex BRILL	SR	8:39.52	5/25/13	24	1.46	25.46
▶ 5000	17	Reed CONNOR	SR	13:50.70	6/8/13	4.5	0.46	4.96
▶ 5000	35	Alex BRILL	SR	13:57.79	3/29/13	0.45	0.17	0.62
▶ 10k	32	Reed CONNOR	SR	29:33.88	3/29/13	0.6	0.24	0.84
▶ 110H	39	Japheth CATO	SR	14.03 (0.9)	3/22/13	0.275	0.00	0.28
▶ HJ	31	Collin TAYLOR	SR	2.15m 7-½	4/12/13	0.65	0.02	0.67
▶ PV	24	Japheth CATO	SR	5.33m 17-5¼	4/26/13	1	0.26	1.26
▶ LJ	8	Japheth CATO	SR	7.84m 25-8¾	4/26/13	16	1.15	17.15
▶ LJ	21	Zach ZIEMEKE	JR	7.65mw 25-1¼	5/10/13	2.5	0.30	2.80
▶ SP	6	Danny BLOCK	SR	19.31m 63-4¼	5/10/13	20	1.51	21.51
▶ DISC	6	Danny BLOCK	SR	61.07m 200-4	4/25/13	20	1.66	21.66
▶ DISC	37	Alex THOMPSON	JR	56.49m 185-4	5/3/13	0.35	0.00	0.35
▶ HT	8	Michael LIHRMAN	JR	67.30m 220-9	6/8/13	16	1.31	17.31
▶ DEC	9	Zach ZIEMEKE	JR	7,640	5/10/13	14	1.16	15.16
▶ DEC	41	Ben SCHREIB	SO	6,946	5/10/13	0.225	0.00	0.22
Team Total							168.62	

"Scrd As", short for "Scored As", Standing used for place points portion of performance's score combining preseason data (when applied) to current season data

Numbers in BLACK are both the performance's actual NCAA rank AND "scored as" rank Numbers in RED indicate actual NCAA rank does not exist or is worse than "scored as" rank Numbers in BLUE indicate actual NCAA rank is better than "scored as" rank

USTFCCCA Non-Member

Non-Member Schools Will NOT be ranked, beginning Week 2



2014 Outdoor Track & Field, Preseason

Only those who score >0.01 pts are shown
D denotes multiple-event rule in affect

MEN

7



Georgia

Southeastern Conference

▲ 42

Event	Scrd As	Athlete	Yr	Scored Mark		Date	Pl. Pts.	Bonus	TOTAL
Scored bests come from CURRENT season									
▶ 4x100	29	Calhoun, Smith, Thompson, Glover		40.44		3/20/14	0.75	0.00	0.75
▶ 4x400	26	Freeman, White, Glover, Branch		3:09.55		3/20/14	0.9	0.00	0.90
▶ HT	12	Alex POURSANIDIS	FR	66.06m	216-8	3/21/14	9	0.90	9.90
▶ HT	27	Alex LARSSON	FR	62.54m	205-2	3/21/14	0.85	0.13	0.98
Scored bests come from PRE-SEASON DATA									
▶ 100	16	Johnathan SMITH	SR	10.20w	(2.3)	3/15/13	5	0.60	5.60
▶ 200	46	Johnathan SMITH	SR	20.87	(2.0)	4/4/13	0.1	0.08	0.18
▶ 800	6	Charles GRETHEN	JR	1:47.56		4/18/13	20	1.40	21.40
▶ 800	60	Kisean SMITH	SO	1:49.80		5/25/13		0.04	0.04
▶ 400H	9	Drew BRANCH	JR	50.60		4/12/13	14	1.21	15.21
▶ LJ	12	Maicel UIBO	SO	7.82m	25-8	4/11/13	9	1.02	10.02
▶ SP	3	Nick VENA	JR	19.43m	63-9	5/25/13	26	1.90	27.90
▶ SP	11	Caleb WHITENER	SR	19.09m	62-7½	4/12/13	10	0.94	10.94
▶ SP	12	Ashinia MILLER	SO	19.05m	62-6	3/15/13	9	0.85	9.85
▶ DEC	2	Maicel UIBO	SO	8,223		4/11/13	28	3.85	31.85
▶ DEC	7	Garrett SCANTLING	JR	7,873		6/8/13	18	1.91	19.91
▶ DEC	46	Devon WILLIAMS	SO	6,916		4/24/13	0.1	0.00	0.10
Team Total								165.53	

8



LSU

Southeastern Conference

▼ 1

Event	Scrd As	Athlete	Yr	Scored Mark		Date	Pl. Pts.	Bonus	TOTAL
Scored bests come from CURRENT season									
▶ 800	60	Blair HENDERSON	FR	1:49.80		3/22/14		0.04	0.04
▶ HT	19	Jeremy TUTTLE	JR	63.89m	209-7	3/22/14	3.5	0.43	3.93
Scored bests come from PRE-SEASON DATA									
▶ 100	4	Aaron ERNEST	JR	10.04w	(3.6)	5/9/13	24	1.88	25.88
▶ 200	7	Aaron ERNEST	JR	20.38	(1.2)	5/25/13	18	1.36	19.36
▶ 200	17	Nethaneel MITCHELL-BLAKE	SO	20.67w	(3.1)	6/8/13	4.5	0.41	4.91
▶ 200	53	Shermund ALLSOP	SR	20.91w	(2.7)	4/20/13		0.02	0.02
▶ 400	7	Vernon NORWOOD	JR	45.56		4/13/13	18	1.39	19.39
▶ 400	13	Quincy DOWNING	JR	45.87		6/8/13	8	0.81	8.81
▶ 400	19	Darrell BUSH	SO	46.15		4/13/13	3.5	0.44	3.94
▶ 4x100	5			38.78		6/8/13	22	2.44	24.44
▶ 4x400	7			3:04.08		6/8/13	18	1.69	19.69
▶ PV	21	Andreas DUPLANTIS	JR	5.36m	17-7	3/27/13	2.5	0.40	2.90
▶ PV	35	Jaora JOHNSON	SR	5.21m	17-1	3/27/13	0.45	0.00	0.45
▶ TJ	24	Fitzroy DUNKLEY	SO	15.67m	51-5	5/25/13	1	0.30	1.30
▶ DISC	3	Rodney BROWN	JR	62.88m	206-3	3/27/13	26	2.96	28.96
Team Total									164.02

"Scrd As", short for "Scored As", Standing used for place points portion of performance's score combining preseason data (when applied) to current season data

Numbers in BLACK are both the performance's actual NCAA rank AND "scored as" rank Numbers in RED indicate actual NCAA rank does not exist or is worse than "scored as" rank Numbers in BLUE indicate actual NCAA rank is better than "scored as" rank

USTFCCCA Non-Member

Non-Member Schools Will NOT be ranked, beginning Week 2



USTFCCCA NCAA Division I National Team Computer Rankings

as of 3/24/2014 4:10:53 PM

2014 Outdoor Track & Field, Preseason

Only those who score >0.01 pts are shown
D denotes multiple-event rule in affect

MEN

9



UCLA

Pac-12 Conference

▲ 3

Event	Scrd As	Athlete	Yr	Scored Mark	Date	Pl. Pts.	Bonus	TOTAL
Scored bests come from CURRENT season								
800	4	Nick HARTLE	SO	1:47.51	3/9/14	24	1.45	25.45
4x400	30	Moniz, Lauderdale, Hartle, Brown		3:10.93	3/9/14	0.7	0.00	0.70
HJ	10	Cody CRAMPTON	SO	2.20m 7-2½	3/9/14	12	0.72	12.72
SP	14	Nicholas SCARVELIS	SO	19.04m 62-5¾	3/9/14	7	0.83	7.83
Scored bests come from PRE-SEASON DATA								
1500	52	Lane WERLEY	JR	3:44.79	4/6/13		0.03	0.03
5000	22	Lane WERLEY	JR	13:53.42	4/18/13	2	0.35	2.35
10k	23	Dustin FAY	SR	29:30.11	4/18/13	1.5	0.30	1.80
PV	9	Michael WOEPSE	SR	5.46m 17-11	5/4/13	14	0.96	14.96
DISC	1	Julian WRUCK	SR	66.05m 216-8	4/6/13	30	5.83	35.83
DISC	15	Matthew KOSECKI	SR	58.81m 192-11	3/27/13	6	0.48	6.48
HT	5	Alec FALDERMEYER	SR	69.75m 228-10	3/27/13	22	2.34	24.34
JAV	36	Derek EAGER	SR	67.80m 222-5	5/4/13	0.4	0.00	0.40
DEC	3	Marcus NILSSON	SR	8,104	6/8/13	26	3.09	29.09
Team Total								161.98

10



Alabama

Southeastern Conference

▲ 1

Event	Scrd As	Athlete	Yr	Scored Mark	Date	Pl. Pts.	Bonus	TOTAL
Scored bests come from CURRENT season								
SP	27	Hayden REED	FR	18.36m 60-3	3/20/14	0.85	0.03	0.88
SP	29	Kyle FELPEL	FR	18.32m 60-1¼	3/20/14	0.75	0.00	0.75
DISC	17	Hayden REED	FR	58.73m 192-8	3/20/14	4.5	0.46	4.96
DISC	28	Joe WILLIAMS	FR	57.38m 188-3	3/20/14	0.8	0.03	0.83
HT	3	Elias HAKANSSON	SO	71.38m 234-2	3/20/14	26	3.17	29.17
HT	32	Charodd RICHARDSON	JR	62.16m 203-11	3/20/14	0.6	0.05	0.65
Scored bests come from PRE-SEASON DATA								
100	2	Diondre BATSON	SR	10.01w (3.2)	6/8/13	28	2.18	30.18
100	27	Akeem HAYNES	SR	10.30 (1.9)	5/25/13	0.85	0.27	1.12
200	6	Diondre BATSON	SR	20.35w (3.2)	6/8/13	20	1.51	21.51
400	25	Nick EFKAMP	JR	46.20	5/3/13	0.95	0.39	1.34
400	45	Quincy SMITH	SO	46.72	4/20/13	0.125	0.00	0.13
800	55	Alex AMANKWAH	JR	1:49.74	#####		0.06	0.06
800	64	Ken TAYLOR	SR	1:49.87	4/12/13		0.02	0.02
4x100	2			38.54	6/8/13	28	3.13	31.13
4x400	14			3:06.04	4/24/13	7	0.60	7.60
HJ	18	Justin FONDREN	SO	2.19m 7-2¼	5/9/13	4	0.56	4.56
LJ	9	Kamal FULLER	SR	7.83m 25-8¼	6/8/13	14	1.08	15.08
TJ	12	Imani BROWN	SO	15.92mw 52-2¾	6/8/13	9	0.94	9.94
Team Total								159.89

"Scrd As", short for "Scored As", Standing used for place points portion of performance's score combining preseason data (when applied) to current season data

Numbers in BLACK are both the performance's actual NCAA rank AND "scored as" rank Numbers in RED indicate actual NCAA rank does not exist or is worse than "scored as" rank Numbers in BLUE indicate actual NCAA rank is better than "scored as" rank

USTFCCCA Non-Member

Non-Member Schools Will NOT be ranked, beginning Week 2



USTFCCCA NCAA Division I National Team Computer Rankings

as of 3/24/2014 4:10:53 PM

2014 Outdoor Track & Field, Preseason

Only those who score >0.01 pts are shown
D denotes multiple-event rule in affect

MEN

11



Nebraska

Big Ten Conference

4

Event	Scrd As	Athlete	Yr	Scored Mark	Date	Pl. Pts.	Bonus	TOTAL
Scored bests come from PRE-SEASON DATA								
200	24	Ricco HALL	SO	20.71w (3.7)	4/13/13	1	0.34	1.34
200	46	Dexter MCKENZIE	JR	20.87w (3.7)	4/13/13	0.1	0.08	0.18
400	30	Levi GIPSON	SO	46.44	5/10/13	0.7	0.19	0.89
400	39	Cody RUSH	SO	46.63	5/10/13	0.275	0.02	0.30
400	44	Ricco HALL	SO	46.70	4/6/13	0.15	0.00	0.15
400H	2	Miles UKAOMA	SR	49.57	6/8/13	28	3.19	31.19
400H	4	Jodi-Rae BLACKWOOD	SR	50.16	5/25/13	24	2.04	26.04
400H	14	Tibor KOROKNAI	SR	51.10	5/10/13	7	0.59	7.59
4x100	16			39.59	5/25/13	5	0.69	5.69
4x400	5			3:03.79	4/24/13	22	1.90	23.90
PV	40	Craig DRIVER	JR	5.20m 17-¾	5/25/13	0.25	0.00	0.25
LJ	47	Patrick RAEDLER	SR	7.49mw 24-7	5/10/13	0.075	0.00	0.08
SP	5	Chad WRIGHT	SR	19.39m 63-7½	5/10/13	22	1.77	23.77
DISC	2	Chad WRIGHT	SR	63.74m 209-1	6/8/13	28	3.74	31.74
Team Total							153.11	

12



Mississippi

Southeastern Conference

4

Event	Scrd As	Athlete	Yr	Scored Mark	Date	Pl. Pts.	Bonus	TOTAL
Scored bests come from CURRENT season								
100	25	Jalen MILLER	FR	10.29 (1.6)	3/22/14	0.95	0.30	1.25
4x400	27	Griffin, Branch, Serrette, Young		3:10.66	3/22/14	0.85	0.00	0.85
LJ	35	Phillip YOUNG	JR	7.56m 24-9½ (1.8)	3/22/14	0.45	0.02	0.47
HT	39	Nathan LOE	FR	61.59m 202-1	3/22/14	0.275	0.00	0.28
Scored bests come from PRE-SEASON DATA								
100	14	Michael GRANGER	RS13	10.17	4/14/12	7	0.79	7.79
200	50	Michael GRANGER	RS13	20.90	4/14/12	0.01	0.03	0.04
4x100	17			39.69	4/24/13	4.5	0.55	5.05
HJ	1	Ricky ROBERTSON	RS13	2.32m 7-7½	4/6/12	30	5.12	35.12
PV	1	Sam KENDRICKS	JR	5.81m 19-¾	3/27/13	30	5.28	35.28
LJ	22	Ricky ROBERTSON	RS13	7.64m 25-¾	4/14/12	2	0.27	2.27
TJ	1	Phillip YOUNG	RS13	16.30m 53-5½	4/19/12	30	2.86	32.86
TJ	3	Ricky ROBERTSON	RS13	16.21mw 53-2½	4/14/12	26	2.35	28.35
JAV	44	Ben LAPANE	SR	66.78m 219-1	4/24/13	0.15	0.00	0.15
Team Total							149.74	

13



Southern California

Pac-12 Conference

8

Event	Scrd As	Athlete	Yr	Scored Mark	Date	Pl. Pts.	Bonus	TOTAL
Scored bests come from CURRENT season								
200	38	Davonte STEWART	JR	20.80 (0.9)	3/22/14	0.3	0.20	0.50
4x100	23	Brown, Harris, Lee, Stewart		39.89	3/22/14	1.5	0.36	1.86
4x400	31	Andrews, Brown, Stewart, Rohani		3:11.06	3/22/14	0.65	0.00	0.65
LJ	47	Viktor FAJOYOMI	SR	7.49m 24-7 (0.6)	3/22/14	0.075	0.00	0.08
HT	1	Remy CONASTER	SR	72.76m 238-8	3/22/14	30	4.01	34.01
Scored bests come from PRE-SEASON DATA								
100	2	Aaron BROWN	SR	10.01w (3.2)	6/8/13	28	2.18	30.18
100	5	Beejay LEE	JR	10.07 (1.6)	5/4/13	22	1.59	23.59
200	4	Aaron BROWN	SR	20.26w (3.1)	6/8/13	24	1.97	25.97
800	27	Myles ANDREWS	JR	1:48.95	3/29/13	0.85	0.35	1.20
110H	6	Aleec HARRIS	SR	13.55w (3.3)	4/18/13	20	1.59	21.59
HJ	45	Herbert DEW	SR	2.14m 7-¾	5/4/13	0.125	0.00	0.13
DEC	17	Viktor FAJOYOMI	SR	7,299	5/4/13	4.5	0.38	4.88
Team Total							144.63	

"Scrd As", short for "Scored As", Standing used for place points portion of performance's score combining preseason data (when applied) to current season data

Numbers in BLACK are both the performance's actual NCAA rank AND "scored as" rank Numbers in RED indicate actual NCAA rank does not exist or is worse than "scored as" rank Numbers in BLUE indicate actual NCAA rank is better than "scored as" rank

USTFCCCA Non-Member

Non-Member Schools Will NOT be ranked, beginning Week 2



2014 Outdoor Track & Field, Preseason

Only those who score >0.01 pts are shown
D denotes multiple-event rule in affect

MEN

14



Texas Tech

Big 12 Conference

▲ 10

Event	Scrd As	Athlete	Yr	Scored Mark	Date	Pl. Pts.	Bonus	TOTAL
Scored bests come from CURRENT season								
4x100	30	Mackey, Extol, Tennon, Johnson		40.50	3/21/14	0.7	0.00	0.70
HJ	20	Bradley ADKINS	SO	2.18m 7-1¾	3/21/14	3	0.43	3.43
Scored bests come from PRE-SEASON DATA								
100	7	Trevor MACKEY		10.10w	4/25/13	18	1.29	19.29
200	35	Trevor MACKEY		20.78w	4/25/13	0.45	0.23	0.68
400	36	Joseph RICHARDS III	SO	46.60	4/6/13	0.4	0.05	0.45
800	25	Tommy BRINN	RS13	1:48.87	5/15/11	0.95	0.40	1.35
5000	2	Kennedy KITHUKA		13:28.61	4/20/12	28	2.44	30.44
10k	2	Kennedy KITHUKA		28:18.97	4/19/12	28	3.20	31.20
110H	28	Tramaine MALONEY	SO	13.94 (1.7)	4/18/13	0.8	0.21	1.01
400H	20	Dwayne EXTOL	SR	51.42	4/18/13	3	0.39	3.39
4x400	21			3:06.43	4/18/13	2.5	0.50	3.00
HJ	10	Jacorian DUFFIELD	JR	2.20m 7-2¾	6/8/13	12	0.72	12.72
PV	21	Kyal MEYERS	SR	5.36m 17-7	3/27/13	2.5	0.40	2.90
LJ	31	Shujaa BENSON	JR	7.58mw 24-10¾	4/25/13	0.65	0.08	0.73
SP	3	Kole WELDON	JR	19.43m 63-9	3/14/13	26	1.90	27.90
DISC	23	Kole WELDON	JR	58.02m 190-4	4/25/13	1.5	0.23	1.73
Team Total								140.92

15



Tennessee

Southeastern Conference

▲ 62

Event	Scrd As	Athlete	Yr	Scored Mark	Date	Pl. Pts.	Bonus	TOTAL
Scored bests come from CURRENT season								
4x400	35	Juin, Nelvis, Livingston, Kaiser		3:11.82	3/20/14	0.45	0.00	0.45
DISC	5	Tavis BAILEY	JR	61.72m 202-6	3/20/14	22	2.06	24.06
JAV	2	Kyle QUINN	SO	75.30m 247-0	3/20/14	28	3.21	31.21
Scored bests come from PRE-SEASON DATA								
100	46	Jamol JAMES	JR	10.38w (3.6)	5/9/13	0.1	0.01	0.11
100	46	Jarael NELVIS	SR	10.38 (0.3)	5/25/13	0.1	0.01	0.11
4x100	15			39.58	5/25/13	6	0.71	6.71
PV	4	Jake BLANKENSHIP	SO	5.61m 18-4¾	3/27/13	24	2.46	26.46
PV	10	Chase BRANNON	SR	5.41m 17-9	5/9/13	12	0.64	12.64
PV	13	Tyler PORTER	SR	5.40m 17-8¾	6/8/13	8	0.60	8.60
SP	10	Matthew HOTY	JR	19.12m 62-8¾	4/11/13	12	1.01	13.01
SP	38	Tavis BAILEY	JR	18.03m 59-2	5/9/13	0.3	0.00	0.30
Team Total								123.66

16



Arizona

Pac-12 Conference

▼ 6

Event	Scrd As	Athlete	Yr	Scored Mark	Date	Pl. Pts.	Bonus	TOTAL
Scored bests come from CURRENT season								
4x400	46	Houston, Helms, Houlihan, Parish		3:13.29	3/21/14	0.1	0.00	0.10
Scored bests come from PRE-SEASON DATA								
400	27	Bernard DICKERSON-QUINN	SO	46.30	5/4/13	0.85	0.31	1.16
1500	1	Lawi LALANG	SR	3:38.53	5/4/13	D 30	2.32	4.32
5000	7	Lawi LALANG	SR	13:35.19	6/8/13	18	1.61	19.61
10k	1	Lawi LALANG	SR	28:14.63	5/4/13	30	3.43	33.43
400H	14	Clifton LEAKE	SR	51.10	4/6/13	7	0.59	7.59
HJ	3	Nick ROSS	RS13	2.25m 7-4¾	4/19/12	26	2.35	28.35
LJ	20	Nick ROSS	RS13	7.73m 25-4¾	5/12/12	3	0.56	3.56
TJ	9	Nick ROSS	RS13	15.99mw 52-5¾	5/12/12	14	1.20	15.20
TJ	19	Jovon CUNNINGHAM	RS13	15.83m 51-11¾	3/31/12	3.5	0.61	4.11
Team Total								117.42

"Scrd As", short for "Scored As", Standing used for place points portion of performance's score combining preseason data (when applied) to current season data

Numbers in BLACK are both the performance's actual NCAA rank AND "scored as" rank Numbers in RED indicate actual NCAA rank does not exist or is worse than "scored as" rank Numbers in BLUE indicate actual NCAA rank is better than "scored as" rank

USTFCCCA Non-Member

Non-Member Schools Will NOT be ranked, beginning Week 2



2014 Outdoor Track & Field, Preseason

Only those who score >0.01 pts are shown
D denotes multiple-event rule in affect

MEN

17



Baylor

Big 12 Conference

▲ 41

Event	Scrd As	Athlete	Yr	Scored Mark	Date	Pl. Pts.	Bonus	TOTAL
-------	---------	---------	----	-------------	------	----------	-------	-------

Scored bests come from CURRENT season

▶ 200	2	Trayvon BROMELL	FR	20.23w (3.3)	3/20/14	28	2.13	30.13
▶ 200	10	Blake HERIOT	SR	20.45w (3.3)	3/20/14	D 12	1.01	3.01
▶ 4x100	13	Bromell, Heriot, Walker, Reece		39.48	3/20/14	8	0.89	8.89

Scored bests come from PRE-SEASON DATA

▶ 400	6	Blake HERIOT	SR	45.46	5/3/13	20	1.65	21.65
▶ 110H	28	Bryce GRACE	SO	13.94w (2.1)	5/25/13	0.8	0.21	1.01
▶ 4x400	6			3:03.90	3/27/13	20	1.82	21.82
▶ TJ	6	Felix OBI	SO	16.08mw 52-9%	3/27/13	20	1.61	21.61
▶ DISC	14	Desmine HILLIARD	JR	59.13m 194-0	6/8/13	7	0.58	7.58
▶ JAV	45	Blake MAYBERRY	JR	66.76m 219-0	3/22/13	0.125	0.00	0.13

Team Total 115.83

18



Texas

Big 12 Conference

▼ 12

Event	Scrd As	Athlete	Yr	Scored Mark	Date	Pl. Pts.	Bonus	TOTAL
-------	---------	---------	----	-------------	------	----------	-------	-------

Scored bests come from CURRENT season

▶ 4x100	47	Anumnu, Anumnu, Fares, Porter		40.98	3/21/14	0.075	0.00	0.08
---------	----	-------------------------------	--	-------	---------	-------	------	------

Scored bests come from PRE-SEASON DATA

▶ 400	16	Zack BILDERBACK	SO	46.08	5/3/13	5	0.50	5.50
▶ Steeple	46	Austin ROTH	SR	8:56.49	3/27/13	0.1	0.00	0.10
▶ 5000	48	Craig LUTZ	JR	14:00.53	4/18/13	0.05	0.06	0.11
▶ 10k	16	Craig LUTZ	JR	29:22.75	5/3/13	5	0.44	5.44
▶ 10k	34	Christopher GALVIN	SR	29:34.31	5/10/13	0.5	0.23	0.73
▶ 110H	32	Jake WOHLFORD	SR	13.95 (0.9)	4/13/13	0.6	0.19	0.79
▶ 400H	40	Josh BRUDNICK	SR	51.94	4/13/13	0.25	0.07	0.32
▶ PV	13	Reese WATSON	SO	5.40m 17-8½	5/25/13	8	0.60	8.60
▶ PV	32	Casey WICKER	SR	5.25m 17-2¾	3/23/13	0.6	0.00	0.60
▶ PV	35	Mark THOMAS	SR	5.21m 17-1	4/20/13	0.45	0.00	0.45
▶ SP	1	Ryan CROUSER	JR	21.09m 69-2½	5/3/13	30	7.36	37.36
▶ SP	21	Will SPENCE	JR	18.72m 61-5	3/27/13	2.5	0.43	2.93
▶ DISC	13	Ryan CROUSER	JR	59.28m 194-6	3/27/13	8	0.63	8.63
▶ DISC	26	Will SPENCE	JR	57.52m 188-8	4/13/13	0.9	0.07	0.97
▶ DISC	30	Blake JAKOBSSON	JR	57.30m 188-0	5/25/13	0.7	0.01	0.71
▶ DEC	1	Johannes HOCK	SO	8,293	5/3/13	30	4.30	34.30
▶ DEC	40	Jake WOHLFORD	SR	6,952	5/3/13	0.25	0.00	0.25

Team Total 107.86

"Scrd As", short for "Scored As", Standing used for place points portion of performance's score combining preseason data (when applied) to current season data

Numbers in BLACK are both the performance's actual NCAA rank AND "scored as" rank Numbers in RED indicate actual NCAA rank does not exist or is worse than "scored as" rank Numbers in BLUE indicate actual NCAA rank is better than "scored as" rank

USTFCCCA Non-Member

Non-Member Schools Will NOT be ranked, beginning Week 2



USTFCCCA NCAA Division I National Team Computer Rankings

as of 3/24/2014 4:10:54 PM

2014 Outdoor Track & Field, Preseason

Only those who score >0.01 pts are shown
D denotes multiple-event rule in affect

MEN

19



Penn State

Big Ten Conference

▼ 5

Event	Scrd As	Athlete	Yr	Scored Mark	Date	Pl. Pts.	Bonus	TOTAL
Scored bests come from PRE-SEASON DATA								
▶ 400	34	Brandon BENNETT-GREEN	SR	46.52	5/25/13	0.5	0.12	0.62
▶ 800	3	Brannon KIDDER	SO	1:47.23	4/18/13	26	1.70	27.70
▶ 800	28	Robby CREESE	JR	1:48.98	4/6/13	0.8	0.33	1.13
▶ 800	35	Ryan BRENNAN	JR	1:49.28	5/10/13	0.45	0.19	0.64
▶ 800	46	ZaVon WATKINS	SO	1:49.50	4/6/13	0.1	0.13	0.23
▶ 1500	9	Robby CREESE	JR	3:41.03	5/25/13	14	1.13	15.13
▶ 1500	20	Brannon KIDDER	SO	3:42.07	4/13/13	D 3	0.64	2.64
▶ 5000	51	Matt FISCHER	JR	14:01.23	3/29/13		0.03	0.03
▶ 4x400	19			3:06.21	4/25/13	3.5	0.56	4.06
▶ HJ	7	Jon HENDERSHOT	SR	2.22m 7-3½	5/3/13	18	1.26	19.26
▶ TJ	37	Steve WAITHE	JR	15.48m 50-9½	5/11/13	0.35	0.00	0.35
▶ TJ	44	Brian LEAP	JR	15.37mw 50-5½	5/10/13	0.15	0.00	0.15
▶ SP	9	Darrell HILL	JR	19.13m 62-9½	5/3/13	14	1.03	15.03
▶ DISC	47	Will BARR	SR	55.34m 181-6	5/10/13	0.075	0.00	0.08
▶ HT	20	Will BARR	SR	63.35m 207-10	4/20/13	3	0.31	3.31
▶ JAV	13	Michael SHUEY	SO	70.27m 230-6	5/25/13	8	0.62	8.62
Team Total								98.95

20



BYU

Independent (DI)

▲ 4

Event	Scrd As	Athlete	Yr	Scored Mark	Date	Pl. Pts.	Bonus	TOTAL
Scored bests come from CURRENT season								
▶ 4x400	42	Adams, Carlson, Harper, Smith		3:12.92	3/22/14	0.2	0.00	0.20
Scored bests come from PRE-SEASON DATA								
▶ 1500	33	Thomas GRUENEWALD	SR	3:43.56	4/24/13	0.55	0.22	0.77
▶ 1500	52	Marcus DICKSON	SO	3:44.79	4/24/13		0.03	0.03
▶ Steeple	5	Curtis CARR	SR	8:40.87	6/8/13	22	1.28	23.28
▶ Steeple	42	James TRACY	SR	8:55.46	5/10/13	0.2	0.03	0.23
▶ 5000	9	Jared WARD	SR	13:37.03	4/18/13	14	1.38	15.38
▶ 5000	19	Tylor THATCHER	SR	13:51.11	4/18/13	3.5	0.44	3.94
▶ 5000	25	Thomas GRUENEWALD	SR	13:54.26	4/18/13	0.95	0.31	1.26
▶ 5000	39	Jason WITT	JR	13:58.20	4/18/13	0.275	0.15	0.43
▶ 10k	4	Jared WARD	SR	28:36.15	3/29/13	24	2.29	26.29
▶ 10k	7	Tylor THATCHER	SR	28:59.29	3/29/13	18	1.23	19.23
▶ 10k	31	Taylor FARNSWORTH	SR	29:33.65	4/18/13	0.65	0.24	0.89
▶ 10k	37	Conner PELOQUIN	SR	29:35.59	4/18/13	0.35	0.21	0.56
▶ HJ	31	Dakoda JOHN	SR	2.15m 7-½	3/14/13	0.65	0.02	0.67
▶ PV	27	Braydon BRINGHURST	JR	5.30m 17-4½	5/25/13	0.85	0.11	0.96
▶ JAV	47	Keith KELLER	SR	66.47m 218-1	5/25/13	0.075	0.00	0.08
▶ DEC	22	Chase DALTON	SR	7,215	4/11/13	2	0.19	2.19
Team Total								96.41

"Scrd As", short for "Scored As", Standing used for place points portion of performance's score combining preseason data (when applied) to current season data

Numbers in BLACK are both the performance's actual NCAA rank AND "scored as" rank Numbers in RED indicate actual NCAA rank does not exist or is worse than "scored as" rank Numbers in BLUE indicate actual NCAA rank is better than "scored as" rank

USTFCCCA Non-Member

Non-Member Schools Will NOT be ranked, beginning Week 2



USTFCCCA NCAA Division I National Team Computer Rankings

as of 3/24/2014 4:10:54 PM

2014 Outdoor Track & Field, Preseason

Only those who score >0.01 pts are shown
D denotes multiple-event rule in affect

MEN

21



Cornell Ivy League

28

Event	Scrd As	Athlete	Yr	Scored Mark	Date	Pl. Pts.	Bonus	TOTAL
Scored bests come from PRE-SEASON DATA								
200	32	Bruno HORTELANO-ROIG	SR	20.75w (3.6)	5/4/13	0.6	0.28	0.88
400	36	Bruno HORTELANO-ROIG	SR	46.60	5/4/13	0.4	0.05	0.45
800	17	Willi WEINLANDT	SR	1:48.43	4/13/13	4.5	0.66	5.16
Steeple	41	Connor HERR	SO	8:55.41	5/4/13	0.225	0.03	0.26
110H	35	Max HAIRSTON	SO	13.97 (0.8)	5/25/13	0.45	0.14	0.59
4x100	20			39.85	5/25/13	3	0.40	3.40
HJ	4	Montez BLAIR	SR	2.24m 7-4¼	3/22/13	24	1.95	25.95
HJ	31	Tommy BUTLER	SR	2.15m 7-½	3/14/13	0.65	0.02	0.67
LJ	40	Steven BELL	SR	7.54m 24-9	5/4/13	0.25	0.00	0.25
SP	8	Stephen MOZIA	JR	19.20m 63-0	4/25/13	16	1.18	17.18
DISC	7	Stephen MOZIA	JR	60.32m 197-11	6/8/13	18	1.20	19.20
JAV	10	Rob ROBBINS	JR	71.11m 233-3	5/10/13	12	0.84	12.84
DEC	43	Mike RABBITT	SR	6,928	5/4/13	0.175	0.00	0.17
Team Total								87.01

22



Arizona State Pac-12 Conference

6

Event	Scrd As	Athlete	Yr	Scored Mark	Date	Pl. Pts.	Bonus	TOTAL
Scored bests come from CURRENT season								
SP	49	Kyle LILLIE	SR	17.77m 58-3¼	3/21/14	0.025	0.00	0.03
Scored bests come from PRE-SEASON DATA								
100	11	Ryan MILUS	SR	10.14w (3.0)	6/8/13	10	0.99	10.99
100	35	Daveon COLLINS	SR	10.33 (-1.2)	5/8/13	0.45	0.17	0.62
100	38	Devan SPANN	JR	10.35 (2.0)	5/4/13	0.3	0.11	0.41
200	9	Daveon COLLINS	SR	20.42w (3.2)	6/8/13	14	1.15	15.15
200	24	Devan SPANN	JR	20.71 (2.0)	5/4/13	1	0.34	1.34
200	34	Ryan MILUS	SR	20.77 (0.0)	4/27/13	0.5	0.25	0.75
400	33	Keith CLEVELAND	RS13	46.51	5/26/12	0.55	0.13	0.68
400	42	William HENRY	SR	46.67	4/13/13	0.2	0.00	0.20
Steeple	27	Garrett BAKER-SLAMA	SR	8:51.34	5/4/13	0.85	0.27	1.12
5000	18	Ryan HERSON	SO	13:51.00	4/18/13	4	0.45	4.45
110H	21	William TAYLOR	JR	13.87w (2.1)	5/25/13	2.5	0.38	2.88
4x100	11			39.40	4/27/13	10	1.04	11.04
4x400	16			3:06.12	4/5/13	5	0.58	5.58
HJ	10	Bryan MCBRIDE	RS13	2.20m 7-2½	4/5/12	12	0.72	12.72
PV	8	Derick HINCH	SR	5.50m 18-½	#####	16	1.34	17.34
PV	46	Dylan AUSTIN	SR	5.16m 16-11	3/22/13	0.1	0.00	0.10
TJ	42	Bryan MCBRIDE	RS13	15.38m 50-5½	4/5/12	0.2	0.00	0.20
DISC	25	Michael OHAKWE	JR	57.81m 189-8	4/26/13	0.95	0.17	1.12
Team Total								86.70

23



Stanford Pac-12 Conference

Event	Scrd As	Athlete	Yr	Scored Mark	Date	Pl. Pts.	Bonus	TOTAL
Scored bests come from PRE-SEASON DATA								
400	17	Steven SOLOMON	SO	46.12	5/4/13	4.5	0.46	4.96
1500	2	Michael ATCHOO	SR	3:39.57	4/28/13	28	1.82	29.82
1500	5	Tyler STUTZMAN	SR	3:40.43	4/28/13	22	1.41	23.41
1500	40	Marco BERTOLOTTI	SR	3:44.22	5/4/13	0.25	0.12	0.37
5000	13	Erik OLSON	SR	13:46.12	4/28/13	8	0.65	8.65
10k	8	Erik OLSON	SR	29:06.14	3/29/13	16	1.00	17.00
PV	47	Dalton DUVIO	JR	5.15m 16-10½	3/29/13	0.075	0.00	0.08
Team Total								84.28

"Scrd As", short for "Scored As", Standing used for place points portion of performance's score combining preseason data (when applied) to current season data

Numbers in BLACK are both the performance's actual NCAA rank AND "scored as" rank Numbers in RED indicate actual NCAA rank does not exist or is worse than "scored as" rank Numbers in BLUE indicate actual NCAA rank is better than "scored as" rank

USTFCCCA Non-Member

Non-Member Schools Will NOT be ranked, beginning Week 2



2014 Outdoor Track & Field, Preseason

Only those who score >0.01 pts are shown
D denotes multiple-event rule in affect

MEN

24



California

Pac-12 Conference

Event	Scrd As	Athlete	Yr	Scored Mark	Date	Pl. Pts.	Bonus	TOTAL
Scored bests come from CURRENT season								
4x100	31	Muhammad, Oliver, Davis, Blocker		40.51	3/22/14	0.65	0.00	0.65
HJ	31	Noel FRAZIER	SO	2.15m 7-½	3/22/14	0.65	0.02	0.67
DISC	39	Derek WHITE	SR	56.44m 185-2	3/8/14	0.275	0.00	0.28
HT	18	Derek WHITE	SR	64.24m 210-9	3/22/14	4	0.50	4.50
HT	28	Scott ESPARZA	SR	62.51m 205-1	3/8/14	0.8	0.12	0.92
Scored bests come from PRE-SEASON DATA								
Steeple	17	Collin JARVIS	SR	8:47.82	5/4/13	4.5	0.48	4.98
110H	13	Milan RISTIC	SR	13.78w (3.0)	4/18/13	8	0.59	8.59
400H	16	Randy BERMEA	SO	51.31	5/4/13	5	0.46	5.46
HJ	23	Nick RIDGE	SR	2.17m 7-1½	4/26/13	1.5	0.29	1.79
LJ	5	Hammed SULEMAN	SR	7.91mw 25-11½	5/4/13	22	1.58	23.58
TJ	2	Hammed SULEMAN	SR	16.27m 53-4½	3/27/13	28	2.69	30.69
TJ	40	Chad JONES	SR	15.42m 50-7½	4/6/13	0.25	0.00	0.25
DISC	26	Ethan COCHRAN	SO	57.52m 188-8	4/12/13	0.9	0.07	0.97
DISC	49	Chijoke NWUZI	JR	55.27m 181-4	5/4/13	0.025	0.00	0.03
Team Total								83.37

25



Illinois

Big Ten Conference

▲ 24

Event	Scrd As	Athlete	Yr	Scored Mark	Date	Pl. Pts.	Bonus	TOTAL
Scored bests come from PRE-SEASON DATA								
200	41	Brandon STRYGANEK	JR	20.84 (2.0)	4/6/13	0.225	0.13	0.35
400	15	Stephon PAMILTON	SR	46.00	4/20/13	6	0.58	6.58
400	21	Juan GREEN	SO	46.18	6/8/13	2.5	0.41	2.91
Steeple	37	Jannis TOPFER	SR	8:54.48	4/6/13	0.35	0.09	0.44
5000	43	Ian BARNETT	SO	13:58.79	4/6/13	0.175	0.13	0.31
10k	60	Jordan HEBERT	SR	29:46.79	4/18/13		0.03	0.03
110H	8	Vanier JOSEPH	SR	13.59 (-1.3)	4/24/13	16	1.39	17.39
400H	7	Cam VINEY	SO	50.54	5/25/13	18	1.32	19.32
4x100	10			39.33	4/24/13	12	1.17	13.17
4x400	9			3:04.46	4/24/13	14	1.42	15.42
PV	27	Matthew BANE	JR	5.30m 17-4½	4/24/13	0.85	0.11	0.96
PV	40	Cody KLEIN	SR	5.20m 17-¾	4/6/13	0.25	0.00	0.25
DISC	43	Brandon NOE	JR	55.89m 183-4	5/10/13	0.175	0.00	0.17
HT	40	Davis FRAKER	JR	61.45m 201-7	5/10/13	0.25	0.00	0.25
HT	46	Nathan LOE	SO	60.83m 199-7	4/11/13	0.1	0.00	0.10
Team Total								77.65

26



Kansas

Big 12 Conference

▲ 2

Event	Scrd As	Athlete	Yr	Scored Mark	Date	Pl. Pts.	Bonus	TOTAL
Scored bests come from PRE-SEASON DATA								
1500	15	Josh MUNSCH	SR	3:41.58	5/3/13	6	0.87	6.87
10k	25	Evan LANDES	JR	29:31.23	5/3/13	0.95	0.28	1.23
400H	1	Michael STIGLER	JR	49.19	6/8/13	30	3.94	33.94
4x400	11			3:04.93	5/25/13	10	1.12	11.12
HJ	23	Nick GIANCANA	SR	2.17m 7-1½	5/11/13	1.5	0.29	1.79
PV	13	Alex BISHOP	SR	5.40m 17-8½	5/25/13	8	0.60	8.60
PV	13	Casey BOWEN	JR	5.40m 17-8½	5/25/13	8	0.60	8.60
DISC	40	Jonathan MILLER	JR	56.12m 184-1	5/25/13	0.25	0.00	0.25
Team Total								72.40

"Scrd As", short for "Scored As", Standing used for place points portion of performance's score combining preseason data (when applied) to current season data

Numbers in BLACK are both the performance's actual NCAA rank AND "scored as" rank Numbers in RED indicate actual NCAA rank does not exist or is worse than "scored as" rank Numbers in BLUE indicate actual NCAA rank is better than "scored as" rank

USTFCCCA Non-Member

Non-Member Schools Will NOT be ranked, beginning Week 2



2014 Outdoor Track & Field, Preseason

Only those who score >0.01 pts are shown
D denotes multiple-event rule in affect

MEN

27

Mississippi State
Southeastern Conference

Event	Scrd As	Athlete	Yr	Scored Mark	Date	Pl. Pts.	Bonus	TOTAL
Scored bests come from PRE-SEASON DATA								
400H	8	Scottie HEARNS	SO	50.56	5/9/13	16	1.28	17.28
4x400	12			3:05.15	4/25/13	9	1.02	10.02
HJ	2	Marcus JACKSON	SR	2.27m 7-5½	3/27/13	28	3.14	31.14
TJ	12	Jason HARPER	SR	15.92m 52-2¾	5/9/13	9	0.94	9.94
JAV	20	Piotr ANTOSIK	SO	68.90m 226-0	5/25/13	3	0.25	3.25
Team Total								71.62

28

TCU
Big 12 Conference

▼ 16

Event	Scrd As	Athlete	Yr	Scored Mark	Date	Pl. Pts.	Bonus	TOTAL
Scored bests come from CURRENT season								
200	12	Sam WATTS	SO	20.50w (3.3)	3/20/14	9	0.84	9.84
200	15	Cameron ECHOLS- LUPER	FR	20.61w (3.5)	3/20/14	6	0.51	6.51
200	27	Ronnie BAKER	SO	20.72w (3.3)	3/20/14	0.85	0.33	1.18
110H	10	Jordan MOORE	FR	13.72w (2.9)	3/20/14	12	0.76	12.76
Scored bests come from PRE-SEASON DATA								
400	21	Ronnie BAKER	SO	46.18	5/3/13	2.5	0.41	2.91
400H	26	Lavon COLLINS	SR	51.55	5/3/13	0.9	0.31	1.21
4x100	7			39.15	6/8/13	18	1.51	19.51
4x400	10			3:04.71	6/8/13	12	1.24	13.24
LJ	22	Ramone BAILEY	JR	7.64m 25-¾	3/22/13	2	0.27	2.27
Team Total								69.43

29

UTEP
Conference USA

▼ 5

Event	Scrd As	Athlete	Yr	Scored Mark	Date	Pl. Pts.	Bonus	TOTAL
Scored bests come from PRE-SEASON DATA								
200	50	Abiola ONAKOYA	SR	20.90 (1.7)	4/13/13	0.01	0.03	0.04
400	28	Abiola ONAKOYA	SR	46.33	4/13/13	0.8	0.28	1.08
1500	29	Anthony ROTICH	JR	3:43.01	5/9/13	0.75	0.34	1.09
Steeple	1	Anthony ROTICH	JR	8:21.19	6/8/13	30	4.95	34.95
5000	6	Anthony ROTICH	JR	13:34.84	3/29/13	D 20	1.65	3.65
10k	49	Elphas MAIYO	JR	29:41.19	3/29/13	0.025	0.12	0.14
400H	32	Roberto CAMACHO		51.68	4/6/13	0.6	0.23	0.83
4x400	25			3:06.88	5/25/13	0.95	0.40	1.35
TJ	4	Mark JACKSON	SR	16.19m 53-1½	4/24/13	24	2.23	26.23
Team Total								69.37

30

Iowa State
Big 12 Conference

Event	Scrd As	Athlete	Yr	Scored Mark	Date	Pl. Pts.	Bonus	TOTAL
Scored bests come from CURRENT season								
400H	48	Derek JONES	FR	52.07	3/21/14	0.05	0.00	0.05
Scored bests come from PRE-SEASON DATA								
800	1	Edward KEMBOI	RS13	1:46.20	6/9/12	30	2.65	32.65
800	9	Patrick PETERSON	SR	1:48.10	5/9/13	14	0.92	14.92
1500	44	Patrick PETERSON	SR	3:44.39	3/29/13	0.15	0.10	0.25
5000	46	Mohamed HREZI	SR	13:59.26	3/29/13	0.1	0.11	0.21
10k	17	Mohamed HREZI	SR	29:25.17	5/3/13	4.5	0.38	4.88
HJ	10	Cameron OSTROWSKI	RS13	2.20m 7-2½	4/20/12	12	0.72	12.72
SP	31	Jan JEUSCHEDE	SO	18.27m 59-11¼	5/25/13	0.65	0.00	0.65
Team Total								66.33

"Scrd As", short for "Scored As", Standing used for place points portion of performance's score combining preseason data (when applied) to current season data

Numbers in BLACK are both the performance's actual NCAA rank AND "scored as" rank Numbers in RED indicate actual NCAA rank does not exist or is worse than "scored as" rank Numbers in BLUE indicate actual NCAA rank is better than "scored as" rank

USTFCCCA Non-Member

Non-Member Schools Will NOT be ranked, beginning Week 2



USTFCCCA NCAA Division I National Team Computer Rankings

as of 3/24/2014 4:10:55 PM

2014 Outdoor Track & Field, Preseason

Only those who score >0.01 pts are shown
D denotes multiple-event rule in affect

MEN

31



Virginia Tech

Atlantic Coast Conference

▼12

Event	Scrd As	Athlete	Yr	Scored Mark	Date	Pl. Pts.	Bonus	TOTAL
-------	---------	---------	----	-------------	------	----------	-------	-------

Scored bests come from CURRENT season

▶ 200	31	Dante PRICE	FR	20.74w	(3.9)	3/21/14	0.65	0.30	0.95
▶ 4x100	43	Finney, Pinder, Price, Ellison		40.94		3/21/14	0.175	0.00	0.18

Scored bests come from PRE-SEASON DATA

▶ 100	11	Darrell WESH	SR	10.14	(0.9)	4/18/13	10	0.99	10.99
▶ 200	22	Darrell WESH	SR	20.70	(-0.4)	4/18/13	2	0.36	2.36
▶ 1500	7	Grant POLLOCK	SR	3:40.77		5/25/13	18	1.25	19.25
▶ Steeple	44	Jared BERMAN	SR	8:56.18		5/25/13	0.15	0.00	0.15
▶ 5000	42	Thomas CURTIN	JR	13:58.77		4/18/13	0.2	0.13	0.33
▶ 10k	57	Leoule DEGFAE	SR	29:45.70		5/10/13		0.05	0.05
▶ PV	32	Chris UHLE	JR	5.25m	17-2½	5/25/13	0.6	0.00	0.60
▶ HT	4	Tomas KRUZLIK	SO	70.84m	232-5	4/18/13	24	2.84	26.84
▶ JAV	27	Jaka MUHAR	SO	68.25m	223-11	4/18/13	0.85	0.07	0.92

Team Total 62.60

32



Purdue

Big Ten Conference

▲6

Event	Scrd As	Athlete	Yr	Scored Mark	Date	Pl. Pts.	Bonus	TOTAL
-------	---------	---------	----	-------------	------	----------	-------	-------

Scored bests come from CURRENT season

▶ 100	21	Raheem MOSTERT	JR	10.25w	(2.9)	3/22/14	2.5	0.43	2.93
▶ 4x100	28	Askew, Kendrick, Harris, Mostert		40.39		3/22/14	0.8	0.00	0.80
▶ 4x400	47	Kendrick, Peart, Frederick, Cosey		3:13.40		3/15/14	0.075	0.00	0.08
▶ HT	7	Chukwuebuka ENEKWECHI	SO	67.31m	220-10	3/22/14	18	1.31	19.31

Scored bests come from PRE-SEASON DATA

▶ 10k	42	Matt MCCLINTOCK	SO	29:37.89		5/10/13	0.2	0.17	0.37
▶ 110H	9	Brandon WINTERS	SR	13.69	(0.7)	5/25/13	14	0.90	14.90
▶ 400H	12	Andre' PEART	SR	50.78		5/10/13	9	0.97	9.97
▶ SP	12	Chukwuebuka ENEKWECHI	SO	19.05m	62-6	5/25/13	9	0.85	9.85
▶ SP	28	Coy BLAIR	SO	18.33m	60-1½	5/10/13	0.8	0.00	0.80

Team Total 59.01

33



Oklahoma State

Big 12 Conference

▲32


Event	Scrd As	Athlete	Yr	Scored Mark	Date	Pl. Pts.	Bonus	TOTAL
-------	---------	---------	----	-------------	------	----------	-------	-------

Scored bests come from PRE-SEASON DATA

▶ 100	11	Tyreek HILL		10.14w		5/17/13	10	0.99	10.99
▶ 100	23	John TEETERS	SO	10.27	(2.0)	5/25/13	1.5	0.36	1.86
▶ 200	29	Tyreek HILL		20.73w		5/18/13	0.75	0.31	1.06
▶ 800	38	Chad NOELLE	JR	1:49.31		5/3/13	0.3	0.18	0.48
▶ 1500	19	Chad NOELLE	JR	3:41.87		4/19/13	3.5	0.73	4.23
▶ 1500	24	Kirubel ERASSA	JR	3:42.76		4/18/13	1	0.42	1.42
▶ 5000	23	Kirubel ERASSA	JR	13:53.53		5/3/13	1.5	0.34	1.84
▶ 5000	26	Shadrack KIPCHIRCHIR	RS13	13:54.82		4/6/12	0.9	0.29	1.19
▶ 10k	20	Brian GOHLKE	JR	29:28.38		5/3/13	3	0.33	3.33
▶ 10k	29	Shadrack KIPCHIRCHIR	RS13	29:32.99		5/11/12	0.75	0.25	1.00
▶ HT	2	Nick MILLER	JR	71.60m	234-11	5/25/13	28	3.30	31.30

Team Total 58.71

34



Clemson

Atlantic Coast Conference

▲1

Event	Scrd As	Athlete	Yr	Scored Mark	Date	Pl. Pts.	Bonus	TOTAL
-------	---------	---------	----	-------------	------	----------	-------	-------

Scored bests come from CURRENT season

▶ HJ	20	Torian WARE	JR	2.18m	7-1¼	3/20/14	3	0.43	3.43
▶ TJ	44	Shai CARPENTER	SR	15.37m	50-5¼ (1.7)	3/20/14	0.15	0.00	0.15

Scored bests come from PRE-SEASON DATA

▶ 100	5	Reggie LEWIS	JR	10.07w	(3.0)	6/8/13	22	1.59	23.59
▶ 100	17	Tevin HESTER	SO	10.21	(1.3)	5/25/13	4.5	0.56	5.06
▶ 200	41	Reggie LEWIS	JR	20.84w	(2.3)	4/6/13	0.225	0.13	0.35
▶ 200	50	Tevin HESTER	SO	20.90	(-0.4)	4/18/13	0.01	0.03	0.04
▶ 400	12	Brunson MILLER	SR	45.86		5/25/13	9	0.83	9.83
▶ 110H	47	Elijah BRITTON	JR	14.06w	(3.5)	4/18/13	0.075	0.00	0.08
▶ 4x100	12			39.46		6/8/13	9	0.93	9.93
▶ LJ	16	Jameel ABDUL-MATEEN	JR	7.77m	25-6	6/8/13	5	0.71	5.71

Team Total 58.16

"Scrd As", short for "Scored As", Standing used for place points portion of performance's score combining preseason data (when applied) to current season data

Numbers in BLACK are both the performance's actual NCAA rank AND "scored as" rank Numbers in RED indicate actual NCAA rank does not exist or is worse than "scored as" rank Numbers in BLUE indicate actual NCAA rank is better than "scored as" rank

USTFCCCA Non-Member

Non-Member Schools Will NOT be ranked, beginning Week 2



2014 Outdoor Track & Field, Preseason

Only those who score >0.01 pts are shown
D denotes multiple-event rule in affect

MEN

35



Auburn

Southeastern Conference

▲ 3

Event	Scrd As	Athlete	Yr	Scored Mark	Date	Pl. Pts.	Bonus	TOTAL
Scored bests come from PRE-SEASON DATA								
100	30	Keenan BROCK	SR	10.31 (0.8)	5/25/13	0.7	0.23	0.93
Steeple	26	Ty MCCORMACK	SR	8:50.81	4/18/13	0.9	0.30	1.20
5000	21	Ty MCCORMACK	SR	13:52.59	3/29/13	2.5	0.38	2.88
4x100	4			38.69	6/8/13	24	2.70	26.70
HJ	9	DJ SMITH	SR	2.21m 7-3	3/27/13	14	0.99	14.99
SP	15	Marcus POPENFOOSE	SR	18.95m 62-2½	5/9/13	6	0.69	6.69
SP	20	Stephen SAENZ	SR	18.79m 61-7½	3/27/13	3	0.51	3.51
Team Total								56.92

36



Kansas State

Big 12 Conference

▼ 13

Event	Scrd As	Athlete	Yr	Scored Mark	Date	Pl. Pts.	Bonus	TOTAL
Scored bests come from PRE-SEASON DATA								
200	27	Carlos RODRIGUEZ	SR	20.72 (-1.5)	4/6/13	0.85	0.33	1.18
400	49	Carlos RODRIGUEZ	SR	46.77	3/15/13	0.025	0.00	0.03
4x100	20			39.85	5/25/13	3	0.40	3.40
4x400	22			3:06.64	4/18/13	2	0.45	2.45
PV	5	Kyle WAIT	SR	5.51m 18-1	3/27/13	22	1.43	23.43
LJ	9	Jharyl BOWRY	SR	7.83mw 25-8½	6/8/13	14	1.08	15.08
SP	44	Ryan HERSHBERGER	SR	17.87m 58-7½	4/17/13	0.15	0.00	0.15
JAV	40	Ivan HARTUNG	JR	67.20m 220-5	3/22/13	0.25	0.00	0.25
DEC	13	Reinis KREGERS	SO	7.406	5/3/13	8	0.63	8.63
Team Total								54.60

37



Kentucky

Southeastern Conference

▼ 19

Event	Scrd As	Athlete	Yr	Scored Mark	Date	Pl. Pts.	Bonus	TOTAL
Scored bests come from CURRENT season								
1500	34	Matt HILLENBRAND	SR	3:43.90	3/21/14	0.5	0.17	0.67
110H	40	Nick ANDERSON	FR	14.04 (0.9)	3/21/14	0.25	0.00	0.25
JAV	5	Raymond DYKSTRA	JR	74.40m 244-1	3/21/14	22	2.53	24.53
Scored bests come from PRE-SEASON DATA								
800	40	Keffri NEAL	JR	1:49.41	4/13/13	0.25	0.15	0.40
1500	49	Keffri NEAL	JR	3:44.68	3/29/13	0.025	0.05	0.08
SP	23	Brad SZYPKA	JR	18.57m 60-11½	6/8/13	1.5	0.26	1.76
DISC	4	Andrew EVANS	SR	62.78m 205-11	6/8/13	24	2.87	26.87
Team Total								54.56

38



Western Kentucky

Sun Belt Conference

▲ 27

Event	Scrd As	Athlete	Yr	Scored Mark	Date	Pl. Pts.	Bonus	TOTAL
Scored bests come from PRE-SEASON DATA								
400	20	Elvyonn BAILEY	SR	46.17	5/10/13	3	0.42	3.42
800	4	David MOKONE	SR	1:47.51	4/18/13	24	1.45	25.45
1500	32	David MOKONE	SR	3:43.51	4/18/13	0.6	0.23	0.83
400H	33	Kamohelo MANGOJEANE	SO	51.71	5/25/13	0.55	0.21	0.76
4x400	15			3:06.09	4/18/13	6	0.58	6.58
JAV	8	Tomas GUERRA	SO	72.00m 236-2	5/25/13	16	1.27	17.27
Team Total								54.31

39



Jackson State

Southwestern Athletic Conference

▲ 5

Event	Scrd As	Athlete	Yr	Scored Mark	Date	Pl. Pts.	Bonus	TOTAL
Scored bests come from PRE-SEASON DATA								
100	7	Anaso JOBODWANA	JR	10.10 (1.6)	5/25/13	18	1.29	19.29
200	1	Anaso JOBODWANA	JR	20.02w (3.1)	6/8/13	30	3.22	33.22
110H	33	Bentrell MCGEE	JR	13.96 (1.8)	4/13/13	0.55	0.16	0.71
Team Total								53.23

"Scrd As", short for "Scored As", Standing used for place points portion of performance's score combining preseason data (when applied) to current season data

Numbers in BLACK are both the performance's actual NCAA rank AND "scored as" rank Numbers in RED indicate actual NCAA rank does not exist or is worse than "scored as" rank Numbers in BLUE indicate actual NCAA rank is better than "scored as" rank

USTFCCCA Non-Member

Non-Member Schools Will NOT be ranked, beginning Week 2



USTFCCCA NCAA Division I National Team Computer Rankings

as of 3/24/2014 4:10:55 PM

2014 Outdoor Track & Field, Preseason

Only those who score >0.01 pts are shown
D denotes multiple-event rule in affect

MEN

40



Ohio State

Big Ten Conference

▼19

Event	Scrd As	Athlete	Yr	Scored Mark	Date	Pl. Pts.	Bonus	TOTAL
Scored bests come from PRE-SEASON DATA								
200	22	Timothy FAUST	JR	20.70w (3.2)	6/8/13	2	0.36	2.36
110H	15	Demoye BOGLE	SR	13.82 (0.7)	5/25/13	6	0.50	6.50
110H	47	Donovan ROBERTSON	SO	14.06 (-0.7)	5/10/13	0.075	0.00	0.08
400H	16	Antonio BLANKS	JR	51.31	5/25/13	5	0.46	5.46
400H	49	Jordan RISPRESS	SR	52.12	5/25/13	0.025	0.00	0.03
4x100	19			39.72	4/6/13	3.5	0.52	4.02
HT	35	Joseph VELEZ	SO	62.07m 203-7	5/10/13	0.45	0.03	0.48
JAV	3	Bill STANLEY	SO	75.23m 246-10	5/10/13	26	3.15	29.15
DEC	20	Cory KUNZE	SR	7,227	5/10/13	3	0.22	3.22

Team Total 51.29

41



Stephen F. Austin

Southland Conference

▲24

Event	Scrd As	Athlete	Yr	Scored Mark	Date	Pl. Pts.	Bonus	TOTAL
Scored bests come from CURRENT season								
400H	27	Josh TAYLOR	JR	51.57	3/20/14	0.85	0.30	1.15
4x100	37	Hawkins, Brown-Stewart, Love, Caudle		40.70	3/20/14	0.35	0.00	0.35
Scored bests come from PRE-SEASON DATA								
200	46	Cass BROWN-STEWART	SR	20.87w (3.4)	5/10/13	0.1	0.08	0.18
400	9	Cass BROWN-STEWART	SR	45.62	6/8/13	14	1.25	15.25
4x400	23			3:06.68	3/27/13	1.5	0.44	1.94
PV	5	Colton ROSS	SR	5.51m 18-1	3/27/13	22	1.43	23.43
PV	35	Cameron MEYER	JR	5.21m 17-1	3/27/13	0.45	0.00	0.45
LJ	16	Jamal PEDEN	SR	7.77mw 25-6	4/6/13	5	0.71	5.71
TJ	38	Jamal PEDEN	SR	15.43m 50-7½	5/10/13	0.3	0.00	0.30
DEC	49	Cody RHODES	JR	6,881	5/10/13	0.025	0.00	0.03

Team Total 48.79

42



New Mexico

Mountain West Conference

▼14

Event	Scrd As	Athlete	Yr	Scored Mark	Date	Pl. Pts.	Bonus	TOTAL
Scored bests come from PRE-SEASON DATA								
800	30	Edwin HERRING	JR	1:49.06	5/8/13	0.7	0.28	0.98
1500	38	Luke CALDWELL	SR	3:44.19	4/19/13	0.3	0.13	0.43
Steeple	20	Elmar ENGHOLM	SO	8:49.66	5/25/13	3	0.37	3.37
5000	3	Luke CALDWELL	SR	13:29.94	4/28/13	26	2.27	28.27
5000	10	Adam BITCHELL		13:44.70	#####	12	0.71	12.71
5000	52	Patrick ZACHARIAS	JR	14:01.65	3/29/13		0.02	0.02
HJ	25	Django LOVETT	SR	2.16m 7-1	5/25/13	0.95	0.16	1.11
LJ	24	Kendall SPENCER	SR	7.63m 25-½	4/6/13	1	0.24	1.24

Team Total 48.12

43



UTSA

Conference USA

Event	Scrd As	Athlete	Yr	Scored Mark	Date	Pl. Pts.	Bonus	TOTAL
Scored bests come from CURRENT season								
4x100	41	Brunette, Johnson, Lejeune, Small		40.78	3/21/14	0.225	0.00	0.23
4x400	40	Hayes, Wyrick, Shelvin, Hall		3:12.71	3/21/14	0.25	0.00	0.25
PV	32	Taylor REED		5.25m 17-2¾	3/15/14	0.6	0.00	0.60
SP	2	Richard GARRETT	SR	19.59m 64-3¾	3/21/14	28	2.43	30.43
SP	31	Andrew AKENS	Se	18.27m 59-11¾	3/15/14	0.65	0.00	0.65
DISC	41	Richard GARRETT	SR	56.00m 183-8	3/21/14	0.225	0.00	0.22
HT	45	Phil STEINERT	SR	61.11m 200-6	3/21/14	0.125	0.00	0.13

Scored bests come from PRE-SEASON DATA								
400H	10	Joshua SMITH	SR	50.74	5/25/13	12	1.02	13.02
400H	22	Jurmarcus SHELVIN	SO	51.53	5/25/13	2	0.32	2.32

Team Total 47.85

"Scrd As", short for "Scored As", Standing used for place points portion of performance's score combining preseason data (when applied) to current season data

Numbers in BLACK are both the performance's actual NCAA rank AND "scored as" rank Numbers in RED indicate actual NCAA rank does not exist or is worse than "scored as" rank Numbers in BLUE indicate actual NCAA rank is better than "scored as" rank

USTFCCCA Non-Member

Non-Member Schools Will NOT be ranked, beginning Week 2



USTFCCCA NCAA Division I National Team Computer Rankings

as of 3/24/2014 4:10:55 PM

2014 Outdoor Track & Field, Preseason

Only those who score >0.01 pts are shown
D denotes multiple-event rule in affect

MEN

44



Louisville

American Athletic Conference

▲14

Event	Scrd As	Athlete	Yr	Scored Mark	Date	Pl. Pts.	Bonus	TOTAL
Scored bests come from PRE-SEASON DATA								
▶ Steeple	7	Mattias WOLTER	SR	8:41.29	5/25/13	18	1.23	19.23
▶ 10k	5	Ernest KIBET	SO	28:55.55	3/29/13	22	1.35	23.35
▶ 10k	59	Tyler BYRNE	JR	29:46.08	5/3/13		0.04	0.04
▶ 110H	40	Calvin ARSENAULT	JR	14.04 (1.5)	4/19/13	0.25	0.00	0.25
▶ 400H	34	Calvin ARSENAULT	JR	51.74	5/25/13	0.5	0.19	0.69
▶ HJ	45	Chrisjaan SMITH	SO	2.14m 7-¼	4/13/13	0.125	0.00	0.13
▶ SP	48	Brad VIVACE	JR	17.79m 58-4½	4/6/13	0.05	0.00	0.05
▶ HT	22	Sam BOMBAUGH	SR	62.94m 206-6	3/22/13	2	0.22	2.22
▶ HT	40	Nils WESTRICH	SO	61.45m 201-7	3/22/13	0.25	0.00	0.25
Team Total								46.21

45



Pittsburgh

Atlantic Coast Conference

▲20

Event	Scrd As	Athlete	Yr	Scored Mark	Date	Pl. Pts.	Bonus	TOTAL
Scored bests come from PRE-SEASON DATA								
▶ 200	5	Carvin NKANATA	SR	20.29w (3.1)	6/8/13	22	1.82	23.82
▶ 400	32	Carvin NKANATA	SR	46.50	5/3/13	0.6	0.13	0.73
▶ 4x400	8			3:04.16	4/25/13	16	1.63	17.63
▶ JAV	19	Robert MILLAR	SR	69.31m 227-4	4/25/13	3.5	0.36	3.86
Team Total								46.04

46



Akron

Mid-American Conference

▼8

Event	Scrd As	Athlete	Yr	Scored Mark	Date	Pl. Pts.	Bonus	TOTAL
Scored bests come from PRE-SEASON DATA								
▶ 800	63	Gabriel GENOVESI	SR	1:49.82	3/22/13		0.03	0.03
▶ 400H	43	Sean WEEMS	SO	51.96	5/9/13	0.175	0.06	0.24
▶ HJ	31	Martel DURANT	JR	2.15m 7-½	5/3/13	0.65	0.02	0.67
▶ PV	2	Shawn BARBER	SO	5.71m 18-8¾	3/27/13	28	3.87	31.87
▶ PV	25	Shawn LIGHT	SR	5.31m 17-5	3/27/13	0.95	0.16	1.11
▶ DEC	12	Alex MCCUNE	JR	7,411	5/9/13	9	0.64	9.64
▶ DEC	27	Bryan JONES	SR	7,107	3/27/13	0.85	0.00	0.85
Team Total								44.41

47



Minnesota

Big Ten Conference

▼20

Event	Scrd As	Athlete	Yr	Scored Mark		Date	Pl. Pts.	Bonus	TOTAL
Scored bests come from CURRENT season									
▶ PV	13	Zach SIEGMEIER	SR	5.40m	17-8½	3/21/14	8	0.60	8.60
▶ TJ	31	Jordan CHARLES	FR	15.60m	51-2¼ (1.3)	3/21/14	0.65	0.17	0.82
▶ HT	16	Jon LEHMAN	SR	64.59m	211-11	3/21/14	5	0.58	5.58
Scored bests come from PRE-SEASON DATA									
▶ 1500	17	John SIMONS	SR	3:41.73		6/8/13	D	4.5	0.80
▶ Steeple	39	Bobby NICOLLS	SR	8:54.78		5/25/13	0.275	0.07	0.34
▶ 5000	15	John SIMONS	SR	13:49.65		4/28/13	6	0.50	6.50
▶ 4x400	16			3:06.12		5/25/13	5	0.58	5.58
▶ HJ	10	Wally ELLENSON	SO	2.20m	7-2½	6/8/13	12	0.72	12.72
▶ DISC	29	Justin BARBER	JR	57.36m	188-2	5/3/13	0.75	0.02	0.77
▶ DISC	34	Dominique HOWARD	JR	56.78m	186-3	5/10/13	0.5	0.00	0.50
Team Total									44.21

48



Middle Tennessee

Conference USA

▼13

Event	Scrd As	Athlete	Yr	Scored Mark	Date	Pl. Pts.	Bonus	TOTAL
Scored bests come from CURRENT season								
▶ 4x100	48	Walsh, Shelton, Cadet, Palmer		40.99	3/20/14	0.05	0.00	0.05
Scored bests come from PRE-SEASON DATA								
▶ 400	11	Emmanuel TUGUMISIRIZE	SR	45.82	5/25/13	10	0.90	10.90
▶ 800	8	Eliud RUTTO	SO	1:48.07	6/8/13	16	0.94	16.94
▶ 4x400	23			3:06.68	5/10/13	1.5	0.44	1.94
▶ TJ	10	Cordairo GOLDEN	SR	15.95mw 52-4	6/8/13	12	1.05	13.05
Team Total								42.89

"Scrd As", short for "Scored As", Standing used for place points portion of performance's score combining preseason data (when applied) to current season data

Numbers in BLACK are both the performance's actual NCAA rank AND "scored as" rank Numbers in RED indicate actual NCAA rank does not exist or is worse than "scored as" rank Numbers in BLUE indicate actual NCAA rank is better than "scored as" rank

USTFCCCA Non-Member

Non-Member Schools Will NOT be ranked, beginning Week 2



2014 Outdoor Track & Field, Preseason

Only those who score >0.01 pts are shown
D denotes multiple-event rule in affect

MEN

49



Washington

Pac-12 Conference

▼ 21

Event	Scrd As	Athlete	Yr	Scored Mark	Date	Pl. Pts.	Bonus	TOTAL
-------	---------	---------	----	-------------	------	----------	-------	-------

Scored bests come from CURRENT season

▶ JAV	9	Quinn HALE	JR	71.82m	235-7	3/22/14	14	1.17	15.17
-------	---	------------	----	--------	-------	---------	----	------	-------

Scored bests come from PRE-SEASON DATA

▶ 800	48	Derrick DAIGRE	JR	1:49.52		5/4/13	0.05	0.12	0.17
▶ Steeple	30	Aaron NELSON	SO	8:52.03		4/6/13	0.7	0.23	0.93
▶ 5000	49	Tyler KING	JR	14:00.58		3/29/13	0.025	0.06	0.08
▶ 110H	15	Chris WILLIAMS	SO	13.82	(0.8)	5/25/13	6	0.50	6.50
▶ HJ	25	AJ MARICICH	SR	2.16m	7-1	4/27/13	0.95	0.16	1.11
▶ PV	13	Jax THOIRS	SO	5.40m	17-8½	5/4/13	8	0.60	8.60
▶ PV	31	Chris WILLIAMS	SO	5.26m	17-3	5/4/13	0.65	0.00	0.65
▶ PV	40	JJ JUILFS	JR	5.20m	17-¾	5/25/13	0.25	0.00	0.25
▶ TJ	21	Kasen COVINGTON	SR	15.71mw	51-6½	3/22/13	2.5	0.38	2.88
▶ JAV	16	Carson FULLER	SO	69.48m	227-11	5/25/13	5	0.40	5.40

Team Total 41.74

50



Indiana State

Missouri Valley Conference

▲ 15

Event	Scrd As	Athlete	Yr	Scored Mark	Date	Pl. Pts.	Bonus	TOTAL
-------	---------	---------	----	-------------	------	----------	-------	-------

Scored bests come from PRE-SEASON DATA

▶ 10k	13	John MASCARI	SO	29:19.74		4/24/13	8	0.54	8.54
▶ 110H	4	Greggmar SWIFT	SR	13.49	(0.6)	5/25/13	24	1.88	25.88
▶ 110H	18	Maurice LYKE	SR	13.83w	(2.5)	5/3/13	4	0.47	4.47
▶ 400H	36	Jonathan JACKSON	JR	51.78		5/10/13	0.4	0.17	0.57
▶ 400H	37	Max TUTTLE	SR	51.82		5/10/13	0.35	0.15	0.50

Team Total 39.96

51



Colorado

Pac-12 Conference

▲ 24

Event	Scrd As	Athlete	Yr	Scored Mark	Date	Pl. Pts.	Bonus	TOTAL
-------	---------	---------	----	-------------	------	----------	-------	-------

Scored bests come from PRE-SEASON DATA

▶ 1500	6	Jake HURYSZ	JR	3:40.63	4/28/13	20	1.32	21.32	
▶ 1500	48	Connor WINTER	SO	3:44.53	4/28/13	0.05	0.07	0.12	
▶ Steeple	21	Blake THEROUX	JR	8:49.99	5/4/13	2.5	0.35	2.85	
▶ Steeple	25	Hugh DOWDY	JR	8:50.75	5/4/13	0.95	0.31	1.26	
▶ 5000	36	Ammar MOUSSA	SO	13:57.96	4/28/13	0.4	0.16	0.56	
▶ 10k	40	Pierce MURPHY	SO	29:36.48	5/4/13	0.25	0.20	0.45	
▶ HJ	10	Mark JONES	JR	2.20m	7-2½	5/4/13	12	0.72	12.72
▶ DEC	45	Brock EMORY	SR	6,927	5/4/13	0.125	0.00	0.13	

Team Total 39.41

52



Georgetown

BIG EAST Conference

Event	Scrd As	Athlete	Yr	Scored Mark	Date	Pl. Pts.	Bonus	TOTAL
-------	---------	---------	----	-------------	------	----------	-------	-------

Scored bests come from PRE-SEASON DATA

▶ 800	11	Billy LEDDER	JR	1:48.14	5/10/13	10	0.88	10.88
▶ 1500	54	Bobby PEAHEY	SR	3:44.92	5/10/13	0.01		0.01
▶ Steeple	11	Max DARRAH	JR	8:43.71	6/8/13	10	0.94	10.94
▶ Steeple	22	Dylan SORENSEN	SR	8:50.29	5/25/13	2	0.34	2.34
▶ Steeple	23	Ryan GIL	SO	8:50.52	5/25/13	1.5	0.32	1.82
▶ 5000	12	Andrew SPRINGER	SR	13:46.05	3/29/13	9	0.65	9.65
▶ 10k	21	Andrew SPRINGER	SR	29:28.64	5/3/13	2.5	0.32	2.82

Team Total 38.46

53



Boise State

Mountain West Conference

Event	Scrd As	Athlete	Yr	Scored Mark	Date	Pl. Pts.	Bonus	TOTAL
-------	---------	---------	----	-------------	------	----------	-------	-------

Scored bests come from PRE-SEASON DATA

▶ Steeple	33	Zach WILES	SR	8:54.13	3/29/13	0.55	0.11	0.66
▶ Steeple	34	Allan SCHROEDER	RS13	8:54.17	4/19/12	0.5	0.11	0.61
▶ 400H	3	Jordin ANDRADE	SR	50.11	5/8/13	26	2.14	28.14
▶ HT	13	Matt POST	SR	65.22m 213-11	4/5/13	8	0.72	8.72

Team Total 38.12

"Scrd As", short for "Scored As", Standing used for place points portion of performance's score combining preseason data (when applied) to current season data

Numbers in BLACK are both the performance's actual NCAA rank AND "scored as" rank Numbers in RED indicate actual NCAA rank does not exist or is worse than "scored as" rank Numbers in BLUE indicate actual NCAA rank is better than "scored as" rank

USTFCCCA Non-Member

Non-Member Schools Will NOT be ranked, beginning Week 2



USTFCCCA NCAA Division I National Team Computer Rankings

as of 3/24/2014 4:10:56 PM

2014 Outdoor Track & Field, Preseason

Only those who score >0.01 pts are shown
D denotes multiple-event rule in affect

MEN

54



Virginia

Atlantic Coast Conference

Event	Scrd As	Athlete	Yr	Scored Mark	Date	Pl. Pts.	Bonus	TOTAL
-------	---------	---------	----	-------------	------	----------	-------	-------

Scored bests come from CURRENT season

▶ TJ	21	Ryan SATCHELL	JR	15.71m	51-6½ (1.4)	3/22/14	2.5	0.38	2.88
▶ SP	39	Filip MIHALJEVIC	FR	18.02m	59-1½	3/22/14	0.275	0.00	0.28
▶ DISC	8	Filip MIHALJEVIC	FR	60.11m	197-2	3/22/14	16	1.07	17.07

Scored bests come from PRE-SEASON DATA

▶ 400	21	Payton HAZZARD	JR	46.18		4/18/13	2.5	0.41	2.91
▶ 800	10	Anthony KOSTELAC	SR	1:48.13		5/10/13	12	0.89	12.89
▶ 1500	43	Kyle KING	JR	3:44.25		3/30/13	0.175	0.12	0.29
▶ Steeple	48	Kyle KING	JR	8:57.29		4/6/13	0.05	0.00	0.05
▶ 10k	33	Thomas PORTER	SR	29:34.15		5/10/13	0.55	0.23	0.78

Team Total 37.15

55



Duke

Atlantic Coast Conference

10

Event	Scrd As	Athlete	Yr	Scored Mark	Date	Pl. Pts.	Bonus	TOTAL
-------	---------	---------	----	-------------	------	----------	-------	-------

Scored bests come from CURRENT season

▶ JAV	41	Thomas LANG	SO	67.13m	220-3	3/21/14	0.225	0.00	0.22
-------	----	-------------	----	--------	-------	---------	-------	------	------

Scored bests come from PRE-SEASON DATA

▶ 400	45	Curtis BEACH	SR	46.72		4/18/13	0.125	0.00	0.13
▶ 800	55	Michael FILIPCZAK	SO	1:49.74		4/5/13		0.06	0.06
▶ 10k	45	Mike MOVERMAN	SR	29:39.49		5/10/13	0.125	0.15	0.27
▶ HJ	18	Tanner ANDERSON	SR	2.19m	7-2¼	4/25/13	4	0.56	4.56
▶ PV	35	Justin AMEZQUITA	SR	5.21m	17-1	3/27/13	0.45	0.00	0.45
▶ LJ	33	Curtis BEACH	SR	7.57mw	24-10	3/27/13	0.55	0.05	0.60
▶ DISC	22	Austin GAMBLE	SR	58.07m	190-6	5/10/13	2	0.25	2.25
▶ DEC	4	Curtis BEACH	SR	8,011		3/27/13	24	2.52	26.52
▶ DEC	33	Ian ROCK	JR	7,030		3/27/13	0.55	0.00	0.55

Team Total 35.60

56



Michigan

Big Ten Conference

12

Event	Scrd As	Athlete	Yr	Scored Mark	Date	Pl. Pts.	Bonus	TOTAL
-------	---------	---------	----	-------------	------	----------	-------	-------

Scored bests come from PRE-SEASON DATA

▶ Steeple	8	Mason FERLIC	SO	8:41.83		5/25/13	16	1.17	17.17
▶ 10k	41	Mark BEAMS	JR	29:36.49		4/18/13	0.225	0.20	0.42
▶ 110H	15	Herman WASHINGTON	SR	13.82w	(2.1)	4/13/13	6	0.50	6.50
▶ SP	19	Cody RIFFLE	JR	18.80m	61-8¼	4/25/13	3.5	0.52	4.02
▶ HT	15	Ethan DENNIS	SR	64.98m	213-2	4/18/13	6	0.66	6.66

Team Total 34.77

57



Notre Dame

Atlantic Coast Conference

8

Event	Scrd As	Athlete	Yr	Scored Mark	Date	Pl. Pts.	Bonus	TOTAL
-------	---------	---------	----	-------------	------	----------	-------	-------

Scored bests come from PRE-SEASON DATA

▶ 400	14	Christopher GIESTING	JR	45.90		5/3/13	7	0.76	7.76
▶ 400	24	Patrick FEENEY	SR	46.19		5/25/13	1	0.40	1.40
▶ 1500	25	Nick HAPPE	SR	3:42.78		4/5/13	0.95	0.41	1.36
▶ 10k	12	Martin GRADY	SR	29:14.21		3/29/13	9	0.72	9.72
▶ 10k	19	Jake KILDOO	JR	29:26.20		3/29/13	3.5	0.37	3.87
▶ 4x400	13			3:05.87		4/24/13	8	0.67	8.67
▶ LJ	28	Logan RENWICK	SR	7.62m	25-0	5/3/13	0.8	0.21	1.01
▶ LJ	42	Keith MESIDOR	JR	7.53mw	24-8½	5/3/13	0.2	0.00	0.20

Team Total 34.00

"Scrd As", short for "Scored As", Standing used for place points portion of performance's score combining preseason data (when applied) to current season data

Numbers in BLACK are both the performance's actual NCAA rank AND "scored as" rank Numbers in RED indicate actual NCAA rank does not exist or is worse than "scored as" rank Numbers in BLUE indicate actual NCAA rank is better than "scored as" rank

USTFCCCA Non-Member

Non-Member Schools Will NOT be ranked, beginning Week 2



USTFCCCA NCAA Division I National Team Computer Rankings

as of 3/24/2014 4:10:56 PM

2014 Outdoor Track & Field, Preseason

Only those who score >0.01 pts are shown
D denotes multiple-event rule in affect

MEN

58



Houston

American Athletic Conference

Event	Scrd As	Athlete	Yr	Scored Mark	Date	Pl. Pts.	Bonus	TOTAL
-------	---------	---------	----	-------------	------	----------	-------	-------

Scored bests come from CURRENT season

▶ 4x100	20	Collins, Burrell, Arnett, Nolan		39.85	3/21/14	3	0.40	3.40
---------	----	---------------------------------	--	-------	---------	---	------	------

Scored bests come from PRE-SEASON DATA

▶ 100	38	Leshon COLLINS	SO	10.35	(-0.6)	5/9/13	0.3	0.11	0.41
▶ 200	35	Errol NOLAN	RS13	20.78		5/11/12	0.45	0.23	0.68
▶ 400	5	Errol NOLAN	RS13	45.28		6/9/12	22	2.13	24.13
▶ 800	51	Drevan ANDERSON	SR	1:49.58		4/26/13		0.10	0.10
▶ 800	52	Yonas TESFAI	JR	1:49.62		4/13/13		0.09	0.09
▶ 110H	20	Isaac WILLIAMS	SO	13.86	(-0.6)	5/9/13	3	0.40	3.40
▶ TJ	25	John HORTON	JR	15.66m	51-4%	4/18/13	0.95	0.28	1.23
▶ SP	42	John FORTUNE	SR	17.90m	58-8%	5/9/13	0.2	0.00	0.20

Team Total 33.65

59



Louisiana Tech

Conference USA

Event	Scrd As	Athlete	Yr	Scored Mark	Date	Pl. Pts.	Bonus	TOTAL
-------	---------	---------	----	-------------	------	----------	-------	-------

Scored bests come from CURRENT season

▶ LJ	18	Jarvis GOTCH	JR	7.74m	25-4% (1.7)	3/22/14	4	0.59	4.59
------	----	--------------	----	-------	-------------	---------	---	------	------

Scored bests come from PRE-SEASON DATA

▶ 100	32	Dennis RICHARDSON	SR	10.32	(0.3)	3/16/13	0.6	0.20	0.80
▶ 200	11	Trey HADNOT	SR	20.49	(2.0)	5/8/13	10	0.88	10.88
▶ 400	34	Trey HADNOT	SR	46.52		5/8/13	0.5	0.12	0.62
▶ 400H	11	Yusuf MUHAMMAD	SR	50.75		5/8/13	10	1.01	11.01
▶ 4x100	18			39.71		5/25/13	4	0.53	4.53
▶ JAV	26	Joshua COX	JR	68.26m	223-11	5/8/13	0.9	0.07	0.97

Team Total 33.40

60



Syracuse

Atlantic Coast Conference

▼ 2

Event	Scrd As	Athlete	Yr	Scored Mark	Date	Pl. Pts.	Bonus	TOTAL
-------	---------	---------	----	-------------	------	----------	-------	-------

Scored bests come from PRE-SEASON DATA

▶ 5000	24	Martin HEHIR	JR	13:53.65		3/29/13	1	0.34	1.34
▶ 10k	36	Martin HEHIR	JR	29:35.52		5/3/13	0.4	0.21	0.61
▶ 10k	58	Reed KAMYSZEK	JR	29:45.90		3/29/13		0.04	0.04
▶ 110H	5	Donald POLLITT	JR	13.52w	(3.8)	6/8/13	22	1.73	23.73
▶ 110H	14	Amadou GUEYE	SR	13.79	(-1.0)	5/10/13	7	0.57	7.57

Team Total 33.30

61



Air Force

Mountain West Conference

▼ 33

Event	Scrd As	Athlete	Yr	Scored Mark	Date	Pl. Pts.	Bonus	TOTAL
-------	---------	---------	----	-------------	------	----------	-------	-------

Scored bests come from PRE-SEASON DATA

▶ 800	33	Alexander LINDSAY	SR	1:49.25		5/8/13	0.55	0.20	0.75
▶ 1500	13	Zach PERKINS	JR	3:41.46		6/8/13	8	0.92	8.92
▶ PV	5	Joey UHLE	JR	5.51m	18-1	3/27/13	22	1.43	23.43

Team Total 33.11

62



Iowa

Big Ten Conference

▼ 27

Event	Scrd As	Athlete	Yr	Scored Mark	Date	Pl. Pts.	Bonus	TOTAL
-------	---------	---------	----	-------------	------	----------	-------	-------

Scored bests come from PRE-SEASON DATA

▶ 4x100	9			39.31		6/8/13	14	1.21	15.21
▶ TJ	17	Klyvens DELAUNAY	SO	15.91m	52-2½	6/8/13	4.5	0.90	5.40
▶ DISC	11	Gabe HULL	JR	59.80m	196-2	4/11/13	10	0.88	10.88
▶ DEC	24	Kyle REID	SR	7,203		5/10/13	1	0.16	1.16

Team Total 32.65

"Scrd As", short for "Scored As", Standing used for place points portion of performance's score combining preseason data (when applied) to current season data

Numbers in BLACK are both the performance's actual NCAA rank AND "scored as" rank Numbers in RED indicate actual NCAA rank does not exist or is worse than "scored as" rank Numbers in BLUE indicate actual NCAA rank is better than "scored as" rank

USTFCCCA Non-Member

Non-Member Schools Will NOT be ranked, beginning Week 2



2014 Outdoor Track & Field, Preseason

Only those who score >0.01 pts are shown
D denotes multiple-event rule in affect

MEN

63



Northern Arizona

Big Sky Conference

▼ 25

Event	Scrd As	Athlete	Yr	Scored Mark	Date	Pl. Pts.	Bonus	TOTAL
Scored bests come from PRE-SEASON DATA								
▶ 1500	31	Brian SHRADER	SR	3:43.35	4/27/13	0.65	0.26	0.91
▶ 1500	38	Nathan WEITZ	SO	3:44.19	4/27/13	0.3	0.13	0.43
▶ Steeple	12	Caleb HOOVER	JR	8:44.99	5/25/13	9	0.78	9.78
▶ 5000	16	Futsum ZIENASELLASSIE	SO	13:50.50	3/29/13	5	0.47	5.47
▶ 10k	22	Josh HARDIN	SR	29:29.37	4/25/13	2	0.31	2.31
▶ 400H	47	Dai'Tyevon MCFADDEN	JR	52.04	5/8/13	0.075	0.01	0.09
▶ TJ	10	Edgar PANFORD	SR	15.95m 52-4	5/25/13	12	1.05	13.05
Team Total								32.03

64



East Carolina

Conference USA

▼ 20

Event	Scrd As	Athlete	Yr	Scored Mark	Date	Pl. Pts.	Bonus	TOTAL
Scored bests come from CURRENT season								
▶ 4x100	32	Lewis, Hudson, Furr, Neal		40.56	3/21/14	0.6	0.00	0.60
Scored bests come from PRE-SEASON DATA								
▶ 100	30	Joseph WILSON	JR	10.31w (3.8)	4/18/13	0.7	0.23	0.93
▶ 110H	22	Tashaun HILL	RS13	13.89w	5/4/12	2	0.33	2.33
▶ HJ	31	Avion JONES	SO	2.15m 7-½	4/18/13	0.65	0.02	0.67
▶ PV	49	Stephen HODAPP		5.12m 16-9½	3/24/12	0.025	0.00	0.03
▶ LJ	6	Cameron HUDSON	SO	7.86mw 25-9½	6/8/13	20	1.27	21.27
▶ TJ	38	Joshua KING	SO	15.43m 50-7½	3/14/13	0.3	0.00	0.30
▶ HT	17	Montrell MORROW	RS13	64.57m 211-10	4/6/12	4.5	0.57	5.07
▶ JAV	33	Matthew MCCONAUGHEY	RS13	67.95m 222-11	5/11/12	0.55	0.00	0.55
Team Total								31.76

65



UC Riverside

Big West Conference

Event	Scrd As	Athlete	Yr	Scored Mark	Date	Pl. Pts.	Bonus	TOTAL
Scored bests come from CURRENT season								
▶ HT	10	Caleb STUART	SR	66.56m 218-4	3/21/14	12	1.01	13.01
Scored bests come from PRE-SEASON DATA								
▶ 400H	18	Michael KOGER	JR	51.32	3/29/13	4	0.45	4.45
▶ LJ	12	Ted HOOPER	SR	7.82m 25-8	5/10/13	9	1.02	10.02
Team Total								27.48

66



USF

American Athletic Conference

Event	Scrd As	Athlete	Yr	Scored Mark	Date	Pl. Pts.	Bonus	TOTAL
Scored bests come from PRE-SEASON DATA								
▶ 100	46	Derrick HOPKINS	SR	10.38w (4.0)	5/3/13	0.1	0.01	0.11
▶ 400H	40	Paul BARRETT	SO	51.94	4/5/13	0.25	0.07	0.32
▶ HJ	31	Chase MEYERS	JR	2.15m 7-½	3/8/13	0.65	0.02	0.67
▶ LJ	24	Kevin BELL	SR	7.63mw 25-½	5/3/13	1	0.24	1.24
▶ TJ	5	Matthew ONEAL	SO	16.10m 52-10	4/20/13	22	1.72	23.72
▶ TJ	40	Shane LEWIS	SR	15.42m 50-7½	5/3/13	0.25	0.00	0.25
Team Total								26.32

67



Penn

Ivy League

▼ 9

Event	Scrd As	Athlete	Yr	Scored Mark	Date	Pl. Pts.	Bonus	TOTAL
Scored bests come from CURRENT season								
▶ DISC	10	Sam MATTIS	SO	59.94m 196-8	3/22/14	12	0.97	12.97
Scored bests come from PRE-SEASON DATA								
▶ 800	52	Mato BEKELJA	JR	1:49.62	4/13/13		0.09	0.09
▶ HJ	10	Maalik REYNOLDS	SR	2.20m 7-2½	5/10/13	12	0.72	12.72
Team Total								25.78

68



Georgia Tech

Atlantic Coast Conference

▼ 3

Event	Scrd As	Athlete	Yr	Scored Mark	Date	Pl. Pts.	Bonus	TOTAL
Scored bests come from CURRENT season								
▶ 800	18	Shawn ROBERTS	SR	1:48.45	3/20/14	4	0.64	4.64
▶ 1500	46	Brandon LASATER	JR	3:44.50	3/20/14	0.1	0.08	0.18
Scored bests come from PRE-SEASON DATA								
▶ 100	32	Broderick SNODDY	SO	10.32w (2.3)	3/15/13	0.6	0.20	0.80
▶ 800	14	Brandon LASATER	JR	1:48.34	4/4/13	7	0.71	7.71
▶ 800	23	Zack FANELTY	JR	1:48.75	5/10/13	1.5	0.47	1.97
▶ 800	39	Cole JACKOB	SR	1:49.36	5/10/13	0.275	0.17	0.44
▶ TJ	12	Jonathan GARDNER	SR	15.92mw 52-2¾	6/8/13	9	0.94	9.94
Team Total								25.68

"Scrd As", short for "Scored As", Standing used for place points portion of performance's score combining preseason data (when applied) to current season data

Numbers in BLACK are both the performance's actual NCAA rank AND "scored as" rank Numbers in RED indicate actual NCAA rank does not exist or is worse than "scored as" rank Numbers in BLUE indicate actual NCAA rank is better than "scored as" rank

USTFCCCA Non-Member

Non-Member Schools Will NOT be ranked, beginning Week 2



USTFCCCA NCAA Division I National Team Computer Rankings

as of 3/24/2014 4:10:57 PM

2014 Outdoor Track & Field, Preseason

Only those who score >0.01 pts are shown
D denotes multiple-event rule in affect

MEN

69



UNCG

Southern Conference

▼ 54

Event	Scrd As	Athlete	Yr	Scored Mark	Date	Pl. Pts.	Bonus	TOTAL
Scored bests come from PRE-SEASON DATA								
5000	8	Paul CHELIMO	SR	13:36.27	4/28/13	16	1.47	17.47
5000	28	Paul KATAM	SR	13:57.00	4/28/13	0.8	0.20	1.00
10k	15	Paul KATAM	SR	29:21.87	3/29/13	6	0.47	6.47
Team Total								24.94

70



Loyola-Chicago

Missouri Valley Conference

▼ 12

Event	Scrd As	Athlete	Yr	Scored Mark		Date	Pl. Pts.	Bonus	TOTAL
Scored bests come from PRE-SEASON DATA									
▶ LJ	6	James MCLACHLAN	SR	7.86m	25-9%	4/18/13	20	1.27	21.27
▶ TJ	20	James MCLACHLAN	SR	15.78m	51-9%	5/3/13	3	0.51	3.51
Team Total									24.79

71



Long Beach State

Big West Conference

Event	Scrd As	Athlete	Yr	Scored Mark		Date	Pl. Pts.	Bonus	TOTAL
Scored bests come from CURRENT season									
▶ 800	41	Chris LOW	JR	1:49.43		3/15/14	0.225	0.15	0.37
▶ 4x100	50	Glasgow, Perez-Rogers, McCloskey, Hines		41.08		3/8/14	0.01	0.00	0.01
▶ 4x400	33	McCloskey, Glasgow, Perez-Rogers, Lockett		3:11.63		3/21/14	0.55	0.00	0.55
▶ DISC	18	Jason HARRELL	SR	58.46m	191-9	3/15/14	4	0.37	4.37
Scored bests come from PRE-SEASON DATA									
▶ 110H	22	Davon WILSON-ANGEL	SR	13.89	(1.4)	5/25/13	2	0.33	2.33
▶ LJ	29	Willie ALEXANDER	SO	7.60m	24-11%	5/25/13	0.75	0.15	0.90
▶ TJ	12	Willie ALEXANDER	SO	15.92m	52-2%	5/10/13	9	0.94	9.94
▶ JAV	30	Adam BIANCHESSI	SR	68.15m	223-7	3/14/13	0.7	0.04	0.74
▶ DEC	18	Garrett DEMIRJIAN	SR	7,296		5/10/13	4	0.38	4.38
Team Total									23.58

72



Colorado State

Mountain West Conference

▲ 3

Event	Scrd As	Athlete	Yr	Scored Mark	Date	Pl. Pts.	Bonus	TOTAL
Scored bests come from PRE-SEASON DATA								
▶ Steeple	38	Andrew GOODMAN	JR	8:54.64	4/19/13	0.3	0.08	0.38
▶ 110H	6	Trevor BROWN	SR	13.55w (3.0)	6/8/13	20	1.59	21.59
▶ 400H	30	Trevor BROWN	SR	51.61	5/8/13	0.7	0.27	0.97
▶ SP	35	Tyler SCHULTZ	SO	18.10m 59-4%	4/26/13	0.45	0.00	0.45
Team Total								23.39

73



Missouri

Southeastern Conference

Event	Scrd As	Athlete	Yr	Scored Mark		Date	Pl. Pts.	Bonus	TOTAL
Scored bests come from CURRENT season									
▶ JAV	14	MaCauley GARTON	JR	69.69m	228-7	3/22/14	7	0.46	7.46
Scored bests come from PRE-SEASON DATA									
▶ 100	10	Markesh WOODSON	SO	10.12w	(3.0)	6/8/13	12	1.12	13.12
▶ Steeple	47	Sam DICKERSON	SO	8:56.75		4/6/13	0.075	0.00	0.08
▶ 10k	53	Hayden LEGG	SR	29:42.49		4/18/13		0.10	0.10
▶ TJ	34	Tony CARODINE	SO	15.53mw	50-11½	4/24/13	0.5	0.03	0.53
▶ HT	25	Brian DUNCAN	JR	62.55m	205-2	3/22/13	0.95	0.13	1.08
▶ DEC	32	Ser WHITAKER	JR	7,047		5/9/13	0.6	0.00	0.60
Team Total									22.97

74



Albany

America East Conference

Event	Scrd As	Athlete	Yr	Scored Mark		Date	Pl. Pts.	Bonus	TOTAL
Scored bests come from CURRENT season									
▶ 4x100	37	Harris, Teemer, Williams, Santana		40.70		3/22/14	0.35	0.00	0.35
▶ 4x400	32	Jones, Tomlinson, Ramirez, Santana		3:11.51		3/22/14	0.6	0.00	0.60
Scored bests come from PRE-SEASON DATA									
▶ HJ	7	Alexander BOWEN JR.	JR	2.22m	7-3%	5/4/13	18	1.26	19.26
▶ PV	23	Alfonso SCANNAPIECO	SR	5.35m	17-6%	5/10/13	1.5	0.35	1.85
Team Total									22.06

"Scrd As", short for "Scored As", Standing used for place points portion of performance's score combining preseason data (when applied) to current season data

Numbers in BLACK are both the performance's actual NCAA rank AND "scored as" rank Numbers in RED indicate actual NCAA rank does not exist or is worse than "scored as" rank Numbers in BLUE indicate actual NCAA rank is better than "scored as" rank

USTFCCCA Non-Member

Non-Member Schools Will NOT be ranked, beginning Week 2



USTFCCCA NCAA Division I National Team Computer Rankings

2014 Outdoor Track & Field, Preseason

as of 3/24/2014 4:10:57 PM

Only those who score >0.01 pts are shown
D denotes multiple-event rule in affect

MEN

75



North Carolina

Atlantic Coast Conference

Event	Scrd As	Athlete	Yr	Scored Mark	Date	Pl. Pts.	Bonus	TOTAL
Scored bests come from PRE-SEASON DATA								
800	13	O'Neal WANLISS	JR	1:48.28	5/10/13	8	0.76	8.76
1500	21	Isaac PRESSON	SR	3:42.28	5/10/13	2.5	0.57	3.07
Steeple	48	Steve MAGNUSON	SR	8:57.29	3/29/13	0.05	0.00	0.05
10k	52	Matt VALERIANI	SR	29:42.25	3/29/13	0.10	0.10	0.10
110H	47	Devon CARTER	SR	14.06 (1.2)	5/25/13	0.075	0.00	0.08
400H	13	Rilwan ALOWONLE	SO	51.03	5/25/13	8	0.66	8.66
JAV	37	Houston SUMMERS	SO	67.79m 222-5	5/10/13	0.35	0.00	0.35
DEC	28	Joe HUTCHINSON	JR	7,103	4/18/13	0.8	0.00	0.80

Team Total 21.86

76



Columbia

Ivy League

Event	Scrd As	Athlete	Yr	Scored Mark	Date	Pl. Pts.	Bonus	TOTAL
Scored bests come from PRE-SEASON DATA								
800	12	Harry MCFANN	SR	1:48.22	4/13/13	9	0.81	9.81
800	20	Brendon FISH	JR	1:48.64	4/13/13	3	0.53	3.53
800	21	Connor CLAFLIN	JR	1:48.68	5/4/13	2.5	0.51	3.01
1500	23	John GREGOREK	SR	3:42.72	5/10/13	1.5	0.43	1.93
1500	27	Daniel EVERETT	JR	3:42.83	5/10/13	0.85	0.40	1.25
Steeple	31	John GREGOREK	SR	8:52.85	4/5/13	0.65	0.18	0.83
Steeple	43	Joe KOTRAN	SR	8:55.59	5/25/13	0.175	0.02	0.20
5000	34	Daniel EVERETT	JR	13:57.72	3/29/13	0.5	0.17	0.67

Team Total 21.23

77



Buffalo

Mid-American Conference

33

Event	Scrd As	Athlete	Yr	Scored Mark	Date	Pl. Pts.	Bonus	TOTAL
Scored bests come from CURRENT season								
4x100	42	Johnson, Gali, Lewis, Billian		40.90	3/21/14	0.2	0.00	0.20
HT	48	Evan PALMER	SR	60.73m 199-3	3/21/14	0.05	0.00	0.05
Scored bests come from PRE-SEASON DATA								
100	44	Miles LEWIS	SR	10.37w (2.7)	3/15/13	0.15	0.04	0.19
110H	45	Ryan BILLIAN	SO	14.05 (-0.1)	5/9/13	0.125	0.00	0.13
HJ	45	Chris REAPE	JR	2.14m 7-¼	4/28/13	0.125	0.00	0.13
TJ	33	Austin PRICE	SO	15.55m 51-¾	4/19/13	0.55	0.07	0.62
SP	7	Jonathan JONES	JR	19.24m 63-1½	6/8/13	18	1.28	19.28
JAV	32	Jacob SUNDAY	SR	67.96m 222-11	3/15/13	0.6	0.00	0.60

Team Total 21.19

78



Robert Morris

Northeast Conference

Event	Scrd As	Athlete	Yr	Scored Mark	Date	Pl. Pts.	Bonus	TOTAL
Scored bests come from CURRENT season								
JAV	7	Chris CARPER	SR	72.13m 236-7	3/21/14	18	1.34	19.34

Team Total 19.34

79



Wichita State

Missouri Valley Conference

Event	Scrd As	Athlete	Yr	Scored Mark	Date	Pl. Pts.	Bonus	TOTAL
Scored bests come from PRE-SEASON DATA								
DEC	8	Austin BAHNER	SR	7,847	6/8/13	16	1.80	17.80
DEC	25	Tobias BOESE	SR	7,167	4/7/13	0.95	0.08	1.03

Team Total 18.83

"Scrd As", short for "Scored As", Standing used for place points portion of performance's score combining preseason data (when applied) to current season data

Numbers in BLACK are both the performance's actual NCAA rank AND "scored as" rank Numbers in RED indicate actual NCAA rank does not exist or is worse than "scored as" rank Numbers in BLUE indicate actual NCAA rank is better than "scored as" rank

USTFCCCA Non-Member

Non-Member Schools Will NOT be ranked, beginning Week 2



2014 Outdoor Track & Field, Preseason

Only those who score >0.01 pts are shown
D denotes multiple-event rule in affect

MEN

80



Prairie View A&M

Southwestern Athletic Conference

Event	Scrd As	Athlete	Yr	Scored Mark	Date	Pl. Pts.	Bonus	TOTAL
Scored bests come from CURRENT season								
800	58	Sorone BATISTE	JR	1:49.79	3/21/14		0.04	0.04
110H	38	Michael PREJEAN	SO	14.01w (2.6)	3/21/14	0.3	0.05	0.35
4x100	36	Campbell, Powell, Prejean, Stewart		40.66	3/21/14	0.4	0.00	0.40

Scored bests come from PRE-SEASON DATA

TJ	8	Preston WOODARD	SR	16.00mw 52-6	4/5/13	16	1.24	17.24
Team Total								18.03

81



Villanova

BIG EAST Conference

▼16

Event	Scrd As	Athlete	Yr	Scored Mark	Date	Pl. Pts.	Bonus	TOTAL
Scored bests come from PRE-SEASON DATA								
800	37	Samuel ELLISON	SR	1:49.29	4/13/13	0.35	0.19	0.54
800	44	Dusty SOLIS	JR	1:49.46	5/25/13	0.15	0.14	0.29
1500	12	Sam MCENTEE	JR	3:41.32	6/8/13	9	0.99	9.99
1500	15	Robert DENAULT	SO	3:41.58	5/25/13	6	0.87	6.87
1500	45	Jordan WILLIAMSZ	SO	3:44.43	4/17/13	0.125	0.09	0.21
Team Total								17.90

82



Northwestern State

Southland Conference

Event	Scrd As	Athlete	Yr	Scored Mark	Date	Pl. Pts.	Bonus	TOTAL
Scored bests come from CURRENT season								
LJ	36	Aaron WILLIAMS	JR	7.55m 24-9½ (2.5)	3/22/14	0.4	0.00	0.40
TJ	26	Aaron WILLIAMS	JR	15.65m 51-4½ (1.5)	3/15/14	0.9	0.26	1.16
Scored bests come from PRE-SEASON DATA								
100	21	Justin WALKER	SR	10.25w (2.7)	5/10/13	2.5	0.43	2.93
200	17	Hanoj CARTER	SO	20.67 (1.9)	4/6/13	4.5	0.41	4.91
4x100	14			39.57	6/8/13	7	0.73	7.73
LJ	42	Emmanuel WILLIAMS	JR	7.53m 24-8½	3/16/13	0.2	0.00	0.20
TJ	35	Emmanuel WILLIAMS	JR	15.51m 50-10½	5/10/13	0.45	0.00	0.45
Team Total								17.78

83



Rice

Conference USA

Event	Scrd As	Athlete	Yr	Scored Mark	Date	Pl. Pts.	Bonus	TOTAL
Scored bests come from PRE-SEASON DATA								
PV	10	Chris PILLOW	JR	5.41m 17-9	3/27/13	12	0.64	12.64
JAV	17	Evan KARAKOLIS	SO	69.44m 227-10	3/15/13	4.5	0.39	4.89
Team Total								17.54

84



Oklahoma

Big 12 Conference

▼46

Event	Scrd As	Athlete	Yr	Scored Mark	Date	Pl. Pts.	Bonus	TOTAL
Scored bests come from CURRENT season								
LJ	30	Nolan HAY	FR	7.59m 24-11 (2.0)	3/21/14	0.7	0.11	0.81
JAV	49	Garrett SNOW	SO	66.42m 217-11	3/21/14	0.025	0.00	0.03
Scored bests come from PRE-SEASON DATA								
200	37	Waymon STOREY	SR	20.79 (1.7)	5/3/13	0.35	0.21	0.56
400	36	Ethan BAKER	JR	46.60	5/3/13	0.4	0.05	0.45
110H	40	Matt WICKS	SR	14.04 (1.0)	5/3/13	0.25	0.00	0.25
400H	23	Nathaniel WINFREY	SR	51.54	5/3/13	1.5	0.32	1.82
4x400	18			3:06.15	5/25/13	4	0.57	4.57
LJ	24	Kaelan WASHINGTON	SO	7.63m 25-½	5/3/13	1	0.24	1.24
SP	30	Austin PERRY	SO	18.30m 60-½	5/25/13	0.7	0.00	0.70
SP	40	Chase SAMMONS	JR	17.99m 59-¾	3/29/13	0.25	0.00	0.25
DISC	45	Chase SAMMONS	JR	55.78m 183-0	5/9/13	0.125	0.00	0.13
JAV	15	Tyler RENTON	SO	69.66m 228-6	4/20/13	6	0.45	6.45
Team Total								17.26

85



Weber State

Big Sky Conference

Event	Scrd As	Athlete	Yr	Scored Mark	Date	Pl. Pts.	Bonus	TOTAL
Scored bests come from PRE-SEASON DATA								
Steeple	13	Mike HARDY	SR	8:46.07	5/25/13	8	0.65	8.65
Steeple	15	Trevor RICKS	SR	8:47.10	5/8/13	6	0.53	6.53
400H	23	Isaac AKERS	SR	51.54	5/8/13	1.5	0.32	1.82
400H	49	Dustin DURFEE	SR	52.12	5/8/13	0.025	0.00	0.03
Team Total								17.02

"Scrd As", short for "Scored As", Standing used for place points portion of performance's score combining preseason data (when applied) to current season data

Numbers in BLACK are both the performance's actual NCAA rank AND "scored as" rank Numbers in RED indicate actual NCAA rank does not exist or is worse than "scored as" rank Numbers in BLUE indicate actual NCAA rank is better than "scored as" rank

USTFCCCA Non-Member

Non-Member Schools Will NOT be ranked, beginning Week 2



2014 Outdoor Track & Field, Preseason

Only those who score >0.01 pts are shown
D denotes multiple-event rule in affect

MEN

86



Eastern Kentucky

Ohio Valley Conference

▼21

Event	Scrd As	Athlete	Yr	Scored Mark	Date	Pl. Pts.	Bonus	TOTAL
-------	---------	---------	----	-------------	------	----------	-------	-------

Scored bests come from PRE-SEASON DATA

▶ Steeple	10	Ole HESSELBJERG	JR	8:42.70	6/8/13	12	1.06	13.06
▶ 5000	20	Wade MEDDLES	SR	13:52.16	3/29/13	3	0.40	3.40
▶ 10k	51	Thijs NIJHUIS	JR	29:42.01	4/25/13		0.11	0.11

Team Total 16.56

87



Harvard

Ivy League

Event	Scrd As	Athlete	Yr	Scored Mark	Date	Pl. Pts.	Bonus	TOTAL
-------	---------	---------	----	-------------	------	----------	-------	-------

Scored bests come from PRE-SEASON DATA

▶ 5000	30	James LEAKOS	SR	13:57.24	4/18/13	0.7	0.19	0.89
▶ 5000	41	Maksim KOROLEV	SR	13:58.51	4/18/13	0.225	0.14	0.37
▶ 10k	11	Maksim KOROLEV	SR	29:13.80	3/29/13	10	0.74	10.74
▶ TJ	21	Malcolm MASON RODRIGUEZ	JR	15.71m 51-6½	5/4/13	2.5	0.38	2.88
▶ SP	25	Dustin BRODE	SR	18.45m 60-6½	5/25/13	0.95	0.13	1.08
▶ SP	44	Ben GLAUSER	JR	17.87m 58-7½	5/4/13	0.15	0.00	0.15

Team Total 16.11

88



Indiana

Big Ten Conference

▼67

Event	Scrd As	Athlete	Yr	Scored Mark	Date	Pl. Pts.	Bonus	TOTAL
-------	---------	---------	----	-------------	------	----------	-------	-------

Scored bests come from CURRENT season

▶ Steeple	36	Nolan FIFE	JR	8:54.46	3/20/14	0.4	0.09	0.49
-----------	----	------------	----	---------	---------	-----	------	------

Scored bests come from PRE-SEASON DATA

▶ 100	38	Cornelius STRICKLAND	SO	10.35 (1.0)	5/3/13	0.3	0.11	0.41
▶ Steeple	14	Robby NIERMAN	SR	8:46.58	6/8/13	7	0.59	7.59
▶ Steeple	16	Joshua ROCHE	SO	8:47.44	5/25/13	5	0.51	5.51
▶ PV	35	Drew VOLZ	JR	5.21m 17-1	3/27/13	0.45	0.00	0.45
▶ DEC	30	Dylan ANDERSON	SO	7,088	5/10/13	0.7	0.00	0.70

Team Total 15.14

89



SIUE

Ohio Valley Conference

Event	Scrd As	Athlete	Yr	Scored Mark	Date	Pl. Pts.	Bonus	TOTAL
-------	---------	---------	----	-------------	------	----------	-------	-------

Scored bests come from PRE-SEASON DATA

▶ LJ	9	Laderrick WARD	JR	7.83m 25-8¼	5/25/13	14	1.08	15.08
------	---	----------------	----	-------------	---------	----	------	-------

Team Total 15.08

90



Southern Utah

Big Sky Conference

Event	Scrd As	Athlete	Yr	Scored Mark	Date	Pl. Pts.	Bonus	TOTAL
-------	---------	---------	----	-------------	------	----------	-------	-------

Scored bests come from PRE-SEASON DATA

▶ 10k	9	Nate JEWKES	SR	29:08.04	4/18/13	14	0.93	14.93
-------	---	-------------	----	----------	---------	----	------	-------

Team Total 14.93

91



Southeast Missouri

Ohio Valley Conference

▼26

Event	Scrd As	Athlete	Yr	Scored Mark	Date	Pl. Pts.	Bonus	TOTAL
-------	---------	---------	----	-------------	------	----------	-------	-------

Scored bests come from PRE-SEASON DATA

▶ HJ	25	Reginald MILLER, JR.	JR	2.16m 7-1	5/3/13	0.95	0.16	1.11
▶ LJ	15	Blake CARTER	JR	7.78mw 25-6¼	6/8/13	6	0.77	6.77
▶ TJ	35	Reginald MILLER JR.	JR	15.51m 50-10½	5/25/13	0.45	0.00	0.45
▶ SP	17	Kevin FARLEY	JR	18.89m 61-11½	6/8/13	4.5	0.63	5.13

Team Total 13.46

92



Princeton

Ivy League

▼43

Event	Scrd As	Athlete	Yr	Scored Mark	Date	Pl. Pts.	Bonus	TOTAL
-------	---------	---------	----	-------------	------	----------	-------	-------

Scored bests come from PRE-SEASON DATA

▶ 400	39	Tom HOPKINS	SR	46.63	5/25/13	0.275	0.02	0.30
▶ 800	32	Bradley PATERNOSTRO	JR	1:49.20	5/4/13	0.6	0.21	0.81
▶ 5000	33	Chris BENDTSEN	SR	13:57.46	4/18/13	0.55	0.18	0.73
▶ 10k	27	Chris BENDTSEN	SR	29:32.15	4/5/13	0.85	0.27	1.12
▶ 10k	56	Tyler UDLAND	SR	29:44.86	4/5/13		0.06	0.06
▶ 4x400	20			3:06.26	4/25/13	3	0.54	3.54
▶ LJ	36	Tom HOPKINS	SR	7.55m 24-9¼	5/4/13	0.4	0.00	0.40
▶ TJ	18	Damon MCLEAN	SR	15.86m 52-½	5/4/13	4	0.71	4.71
▶ DEC	23	Stephen SOERENS	JR	7,212	5/4/13	1.5	0.18	1.68

Team Total 13.36

"Scrd As", short for "Scored As", Standing used for place points portion of performance's score combining preseason data (when applied) to current season data

Numbers in BLACK are both the performance's actual NCAA rank AND "scored as" rank Numbers in RED indicate actual NCAA rank does not exist or is worse than "scored as" rank Numbers in BLUE indicate actual NCAA rank is better than "scored as" rank

USTFCCCA Non-Member

Non-Member Schools Will NOT be ranked, beginning Week 2



USTFCCCA NCAA Division I National Team Computer Rankings

as of 3/24/2014 4:10:58 PM

2014 Outdoor Track & Field, Preseason

Only those who score >0.01 pts are shown
D denotes multiple-event rule in affect

MEN

93



Yale
Ivy League

Event	Scrd As	Athlete	Yr	Scored Mark	Date	Pl. Pts.	Bonus	TOTAL
Scored bests come from PRE-SEASON DATA								
▶ 1500	10	James SHIRVELL	SR	3:41.09	5/25/13	12	1.10	13.10
Team Total								13.10

94



Manhattan
Metro Atlantic Athletic Conference

Event	Scrd As	Athlete	Yr	Scored Mark		Date	Pl. Pts.	Bonus	TOTAL
Scored bests come from CURRENT season									
▶ HT	44	Love LITZELL	FR	61.18m	200-8	3/20/14	0.15	0.00	0.15
Scored bests come from PRE-SEASON DATA									
▶ HJ	10	Mohamed KOITA	SR	2.20m	7-2½	4/25/13	12	0.72	12.72
Team Total								12.87	

95



Radford
Big South Conference

Event	Scrd As	Athlete	Yr	Scored Mark	Date	Pl. Pts.	Bonus	TOTAL
Scored bests come from CURRENT season								
▶ 110H	10	Vincent WYATT	JR	13.72w	(2.7)	3/22/14	12	0.76 12.76
Team Total								12.76

96



NC State
Atlantic Coast Conference

Event	Scrd As	Athlete	Yr	Scored Mark	Date	Pl. Pts.	Bonus	TOTAL
Scored bests come from PRE-SEASON DATA								
▶ 1500	30	Graham CRAWFORD	SO	3:43.30	4/28/13	0.7	0.26	0.96
▶ 1500	50	Andrew COLLEY	SR	3:44.76	5/10/13	0.01	0.04	0.05
▶ 5000	11	Andrew COLLEY	SR	13:45.69	4/28/13	10	0.66	10.66
▶ 5000	45	Matt SONNENFELDT	SR	13:59.10	3/29/13	0.125	0.12	0.24
▶ DISC	35	Nathaniel WILLIAMS	SR	56.63m	185-9 4/5/13	0.45	0.00	0.45
Team Total								12.37


97



Portland
West Coast Conference

Event	Scrd As	Athlete	Yr	Scored Mark	Date	Pl. Pts.	Bonus	TOTAL
Scored bests come from PRE-SEASON DATA								
▶ 5000	44	William KINCAID	JR	13:58.89	4/18/13	0.15	0.13	0.28
▶ 10k	14	David PERRY	JR	29:20.34	3/29/13	7	0.52	7.52
▶ 10k	18	Robert KREBS	JR	29:25.95	3/29/13	4	0.37	4.37
▶ 10k	50	Scott FAUBLE	JR	29:41.54	4/18/13	0.01	0.11	0.12
Team Total								12.29

98



Connecticut
American Athletic Conference

Event	Scrd As	Athlete	Yr	Scored Mark		Date	Pl. Pts.	Bonus	TOTAL
Scored bests come from PRE-SEASON DATA									
▶ 110H	27	Selwyn MAXWELL	JR	13.93	(1.7)	5/3/13	0.85	0.24	1.09
▶ PV	47	Cory DUGGAN	SR	5.15m	16-10½	5/3/13	0.075	0.00	0.08
▶ DISC	38	Eric MASINGTON	SR	56.46m	185-3	3/30/13	0.3	0.00	0.30
▶ HT	48	Chris ACKELL	JR	60.73m	199-3	4/20/13	0.05	0.00	0.05
▶ DEC	11	Jesse CHAPMAN	SR	7,437		5/3/13	10	0.70	10.70
Team Total									12.21

99



Kennesaw State
Atlantic Sun Conference

Event	Scrd As	Athlete	Yr	Scored Mark		Date	Pl. Pts.	Bonus	TOTAL
Scored bests come from PRE-SEASON DATA									
▶ HJ	25	Bilal ABDULLAH	SO	2.16m	7-1	4/4/13	0.95	0.16	1.11
▶ LJ	47	Rasmus ROOKS	JR	7.49mw	24-7	3/15/13	0.075	0.00	0.08
▶ TJ	12	Andre DORSEY	JR	15.92m	52-2¾	3/29/13	9	0.94	9.94
▶ HT	25	Martynas SEDYS	SO	62.55m	205-2	5/10/13	0.95	0.13	1.08
Team Total								12.20	

"Scrd As", short for "Scored As", Standing used for place points portion of performance's score combining preseason data (when applied) to current season data

Numbers in BLACK are both the performance's actual NCAA rank AND "scored as" rank Numbers in RED indicate actual NCAA rank does not exist or is worse than "scored as" rank Numbers in BLUE indicate actual NCAA rank is better than "scored as" rank

USTFCCCA Non-Member

Non-Member Schools Will NOT be ranked, beginning Week 2



2014 Outdoor Track & Field, Preseason

Only those who score >0.01 pts are shown
D denotes multiple-event rule in affect

MEN

100



Cincinnati

▼23

American Athletic Conference

Event	Scrd As	Athlete	Yr	Scored Mark	Date	Pl. Pts.	Bonus	TOTAL
Scored bests come from CURRENT season								
DISC	20	Macklin TUDOR	SO	58.20m	190-11	3/20/14	3	0.29 3.29
Scored bests come from PRE-SEASON DATA								
PV	13	Josh DANGEL	SR	5.40m	17-8½	6/8/13	8	0.60 8.60
TJ	46	Michael NWANKWO	JR	15.36m	50-4½	5/3/13	0.1	0.00 0.10
Team Total								11.98

101



Southern Illinois

▼52

Missouri Valley Conference

Event	Scrd As	Athlete	Yr	Scored Mark	Date	Pl. Pts.	Bonus	TOTAL
Scored bests come from PRE-SEASON DATA								
1500	11	Zach DAHLEEN	RS13	3:41.18	6/9/12	10	1.06	11.06
SP	36	Josh FREEMAN	SO	18.09m	59-4½	3/29/13	0.4	0.00 0.40
HT	38	Curtis WIDEMAN	JR	61.72m	202-6	5/25/13	0.3	0.00 0.30
Team Total								11.76

102



Kent State

Mid-American Conference

Event	Scrd As	Athlete	Yr	Scored Mark	Date	Pl. Pts.	Bonus	TOTAL
Scored bests come from PRE-SEASON DATA								
DISC	36	Matthias TAYALA	JR	56.57m	185-7	5/3/13	0.4	0.00 0.40
DISC	42	Reginald JAGERS	SO	55.99m	183-8	4/5/13	0.2	0.00 0.20
HT	11	Matthias TAYALA	JR	66.37m	217-9	4/25/13	10	0.97 10.97
Team Total								11.57

103



Hampton

Mid-Eastern Athletic Conference

Event	Scrd As	Athlete	Yr	Scored Mark	Date	Pl. Pts.	Bonus	TOTAL
Scored bests come from CURRENT season								
4x400	38	Black, Okezie, Ibadin, Hutchison		3:12.40	3/22/14	0.3	0.00	0.30
Scored bests come from PRE-SEASON DATA								
400	26	Je'von HUTCHISON	SR	46.23	5/25/13	0.9	0.37	1.27
800	42	Edose IBADIN	JR	1:49.44	4/12/13	0.2	0.14	0.34
110H	12	Trey HOLLOWAY	SO	13.77w (2.6)	5/25/13	9	0.62	9.62
Team Total								11.53

104



Michigan State

Big Ten Conference

Event	Scrd As	Athlete	Yr	Scored Mark	Date	Pl. Pts.	Bonus	TOTAL
Scored bests come from PRE-SEASON DATA								
800	65	Austin WISSLER	JR	1:49.89	4/25/13		0.01	0.01
5000	37	Caleb RHYNARD	SO	13:57.99	3/29/13	0.35	0.16	0.51
TJ	49	Jarred GAMBRELL	JR	15.34mw 50-4	4/12/13	0.025	0.00	0.03
SP	33	Antonio JAMES	JR	18.17m 59-7½	5/10/13	0.55	0.00	0.55
DISC	12	Antonio JAMES	JR	59.78m 196-1	4/19/13	9	0.87	9.87
HT	42	Antonio JAMES	JR	61.37m 201-4	4/6/13	0.2	0.00	0.20
Team Total								11.17

105



UMBC

America East Conference

Event	Scrd As	Athlete	Yr	Scored Mark	Date	Pl. Pts.	Bonus	TOTAL
Scored bests come from PRE-SEASON DATA								
JAV	11	Vincent RENTZSCH	SO	70.88m 232-6	5/25/13	10	0.78	10.78
Team Total								10.78

"Scrd As", short for "Scored As", Standing used for place points portion of performance's score combining preseason data (when applied) to current season data

Numbers in BLACK are both the performance's actual NCAA rank AND "scored as" rank Numbers in RED indicate actual NCAA rank does not exist or is worse than "scored as" rank Numbers in BLUE indicate actual NCAA rank is better than "scored as" rank

USTFCCCA Non-Member

Non-Member Schools Will NOT be ranked, beginning Week 2



2014 Outdoor Track & Field, Preseason

Only those who score >0.01 pts are shown
D denotes multiple-event rule in affect

MEN

106



Washington State

Pac-12 Conference

Event	Scrd As	Athlete	Yr	Scored Mark	Date	Pl. Pts.	Bonus	TOTAL
-------	---------	---------	----	-------------	------	----------	-------	-------

Scored bests come from CURRENT season

800	34	Jesse JORGENSEN	JR	1:49.27	3/9/14	0.5	0.19	0.69
4x400	39	Allen, Swanson, Chambers, Sealby		3:12.60	3/9/14	0.275	0.00	0.28

Scored bests come from PRE-SEASON DATA

1500	18	Todd WAKEFIELD	SR	3:41.83	5/4/13	4	0.75	4.75
Steeple	34	Andrew GONZALES	SR	8:54.17	4/6/13	0.5	0.11	0.61
DEC	19	Spencer WORDELL	SR	7,278	5/4/13	3.5	0.34	3.84

Team Total 10.16

107



New Orleans

Southland Conference

Event	Scrd As	Athlete	Yr	Scored Mark	Date	Pl. Pts.	Bonus	TOTAL
-------	---------	---------	----	-------------	------	----------	-------	-------

Scored bests come from PRE-SEASON DATA

JAV	12	Matti MORTIMORE	SO	70.66m	231-10	4/13/13	9	0.72	9.72
-----	----	-----------------	----	--------	--------	---------	---	------	------

Team Total 9.72

108



Cal State Northridge

Big West Conference

Event	Scrd As	Athlete	Yr	Scored Mark	Date	Pl. Pts.	Bonus	TOTAL
-------	---------	---------	----	-------------	------	----------	-------	-------

Scored bests come from PRE-SEASON DATA

100	19	Carl HORSLEY	SR	10.22	(1.9)	6/8/13	3.5	0.53	4.03
200	29	Carl HORSLEY	SR	20.73	(1.3)	5/25/13	0.75	0.31	1.06
LJ	18	Nicholas DIMARTINO	JR	7.74m	25-4 3/4	5/10/13	4	0.59	4.59

Team Total 9.68

109



Providence

BIG EAST Conference

Event	Scrd As	Athlete	Yr	Scored Mark	Date	Pl. Pts.	Bonus	TOTAL
-------	---------	---------	----	-------------	------	----------	-------	-------

Scored bests come from PRE-SEASON DATA

5000	14	Shane QUINN	JR	13:48.90	4/18/13	7	0.53	7.53
10k	24	Shane QUINN	JR	29:30.59	4/4/13	1	0.29	1.29

Team Total 8.82

110



LIU Brooklyn

Northeast Conference

Event	Scrd As	Athlete	Yr	Scored Mark	Date	Pl. Pts.	Bonus	TOTAL
-------	---------	---------	----	-------------	------	----------	-------	-------

Scored bests come from PRE-SEASON DATA

200	14	Brendon RODNEY	JR	20.58w	(3.2)	6/8/13	7	0.57	7.57
400H	29	Mica-Jonathan PETIT-HOMME	SO	51.60		5/25/13	0.75	0.28	1.03

Team Total 8.60

111



Eastern Illinois

Ohio Valley Conference

Event	Scrd As	Athlete	Yr	Scored Mark	Date	Pl. Pts.	Bonus	TOTAL
-------	---------	---------	----	-------------	------	----------	-------	-------

Scored bests come from PRE-SEASON DATA

PV	13	Michael VIKEN	SR	5.40m	17-8 1/2	5/25/13	8	0.60	8.60
----	----	---------------	----	-------	----------	---------	---	------	------

Team Total 8.60

112



South Carolina

Southeastern Conference

Event	Scrd As	Athlete	Yr	Scored Mark	Date	Pl. Pts.	Bonus	TOTAL
-------	---------	---------	----	-------------	------	----------	-------	-------

Scored bests come from CURRENT season

110H	36	Jussi KANERVO	FR	13.98	(2.4)	3/20/14	0.4	0.12	0.52
400H	21	Jussi KANERVO	FR	51.52		3/20/14	2.5	0.33	2.83
4x100	27	Kanervo, Royster, Winfrey, Walker		40.25		3/20/14	0.85	0.04	0.89
4x400	28	Kanervo, Collier, Bermudez, Walker		3:10.79		3/20/14	0.8	0.00	0.80
JAV	42	Kaleb ZUIDEMA	FR	66.95m	219-8	3/20/14	0.2	0.00	0.20

Scored bests come from PRE-SEASON DATA

100	25	Chris ROYSTER	SR	10.29w	(3.0)	6/8/13	0.95	0.30	1.25
100	46	Kendall KEE	SO	10.38	(1.9)	5/25/13	0.1	0.01	0.11
110H	25	Dondre ECHOLS	SO	13.90	(0.7)	5/25/13	0.95	0.31	1.26
110H	47	Jermaine COLLIER	SO	14.06w	(2.1)	5/9/13	0.075	0.00	0.08
400H	39	Jermaine COLLIER	SO	51.91		5/9/13	0.275	0.09	0.37

Team Total 8.29

"Scrd As", short for "Scored As", Standing used for place points portion of performance's score combining preseason data (when applied) to current season data

Numbers in BLACK are both the performance's actual NCAA rank AND "scored as" rank Numbers in RED indicate actual NCAA rank does not exist or is worse than "scored as" rank Numbers in BLUE indicate actual NCAA rank is better than "scored as" rank

USTFCCCA Non-Member

Non-Member Schools Will NOT be ranked, beginning Week 2



USTFCCCA NCAA Division I National Team Computer Rankings

2014 Outdoor Track & Field, Preseason

as of 3/24/2014 4:10:58 PM

Only those who score >0.01 pts are shown
D denotes multiple-event rule in affect

MEN

113



ETSU

Atlantic Sun Conference

Event	Scrd As	Athlete	Yr	Scored Mark	Date	Pl. Pts.	Bonus	TOTAL
-------	---------	---------	----	-------------	------	----------	-------	-------

Scored bests come from PRE-SEASON DATA

► LJ	14	Tyler STEPP	SR	7.80m	25-7½	4/11/13	7	0.90	7.90
► LJ	46	Ryan BEAVER	SR	7.51mw	24-7½	5/10/13	0.1	0.00	0.10

Team Total 8.00

114



Eastern Washington

Big Sky Conference

Event	Scrd As	Athlete	Yr	Scored Mark	Date	Pl. Pts.	Bonus	TOTAL
-------	---------	---------	----	-------------	------	----------	-------	-------

Scored bests come from PRE-SEASON DATA

► HT	14	Jordan ARAKAWA	JR	65.13m	213-8	4/27/13	7	0.70	7.70
------	----	----------------	----	--------	-------	---------	---	------	------

Team Total 7.70

115



Brown

Ivy League

Event	Scrd As	Athlete	Yr	Scored Mark	Date	Pl. Pts.	Bonus	TOTAL
-------	---------	---------	----	-------------	------	----------	-------	-------

Scored bests come from PRE-SEASON DATA

► 100	44	John SPOONEY	SR	10.37w	(3.9)	5/4/13	0.15	0.04	0.19
► 200	45	John SPOONEY	SR	20.85w	(2.1)	5/4/13	0.125	0.11	0.24
► DISC	32	Courtland CLAVETTE	JR	57.04m	187-1	3/30/13	0.6	0.00	0.60
► DEC	15	Evan WEINSTOCK	SR	7,393		5/4/13	6	0.60	6.60
► DEC	48	Peter RHODES	JR	6,894		5/4/13	0.05	0.00	0.05

Team Total 7.68

116



North Dakota State

The Summit League

Event	Scrd As	Athlete	Yr	Scored Mark	Date	Pl. Pts.	Bonus	TOTAL
-------	---------	---------	----	-------------	------	----------	-------	-------

Scored bests come from PRE-SEASON DATA

► DEC	14	Andy LILLEJORD	SR	7,397		4/17/13	7	0.61	7.61
-------	----	----------------	----	-------	--	---------	---	------	------

Team Total 7.61

117



Memphis

American Athletic Conference

▼ 89

Event	Scrd As	Athlete	Yr	Scored Mark	Date	Pl. Pts.	Bonus	TOTAL
-------	---------	---------	----	-------------	------	----------	-------	-------

Scored bests come from PRE-SEASON DATA

► 400H	45	Brandon WILLIAMS	SR	51.99		5/9/13	0.125	0.04	0.17
► HJ	31	Darius LYNWOOD	SR	2.15m	7-½	4/6/13	0.65	0.02	0.67
► PV	45	Pauls PUJATS	JR	5.18m	17-0	5/9/13	0.125	0.00	0.13
► LJ	47	Luis HANSSLER	SO	7.49m	24-7	4/13/13	0.075	0.00	0.08
► DEC	16	Luis HANSSLER	SO	7,365		4/13/13	5	0.53	5.53
► DEC	26	Tuure HOLLO	SO	7,110		5/9/13	0.9	0.00	0.90

Team Total 7.47

118



Cal Poly

Big West Conference

Event	Scrd As	Athlete	Yr	Scored Mark	Date	Pl. Pts.	Bonus	TOTAL
-------	---------	---------	----	-------------	------	----------	-------	-------

Scored bests come from PRE-SEASON DATA

► 800	58	John GUERRERO	SR	1:49.79		4/11/13		0.04	0.04
► Steeple	18	Blake AHROLD	SR	8:48.53		5/25/13	4	0.44	4.44
► 10k	30	Chris FRIAS	SR	29:33.12		3/29/13	0.7	0.25	0.95
► 10k	38	Sean DAVIDSON	SR	29:35.80		3/29/13	0.3	0.21	0.51
► 400H	31	David NAMNATH	SR	51.65		5/10/13	0.65	0.25	0.90
► DEC	38	Devin BENNETT	JR	6,989		5/3/13	0.3	0.00	0.30

Team Total 7.14

119



Charlotte

Conference USA

Event	Scrd As	Athlete	Yr	Scored Mark	Date	Pl. Pts.	Bonus	TOTAL
-------	---------	---------	----	-------------	------	----------	-------	-------

Scored bests come from CURRENT season

► 4x100	32	Osborne, Greer, Bynum, Rouse		40.56		3/20/14	0.6	0.00	0.60
► 4x400	36	Bynum, Boyd, Bryant, Tate		3:12.15		3/20/14	0.4	0.00	0.40

Scored bests come from PRE-SEASON DATA

► 100	32	Khyran SHANK	JR	10.32w	(2.3)	4/18/13	0.6	0.20	0.80
► 200	17	Anthony BYNUM	SO	20.67w	(2.1)	5/4/13	4.5	0.41	4.91
► 400	48	Anthony BYNUM	SO	46.74		5/4/13	0.05	0.00	0.05
► HJ	45	Trey MCRAE	JR	2.14m	7-¾	4/18/13	0.125	0.00	0.13
► TJ	46	Anthony CAMPBELL	SO	15.36m	50-4¾	3/14/13	0.1	0.00	0.10

Team Total 6.99

"Scrd As", short for "Scored As", Standing used for place points portion of performance's score combining preseason data (when applied) to current season data

Numbers in BLACK are both the performance's actual NCAA rank AND "scored as" rank Numbers in RED indicate actual NCAA rank does not exist or is worse than "scored as" rank Numbers in BLUE indicate actual NCAA rank is better than "scored as" rank

USTFCCCA Non-Member

Non-Member Schools Will NOT be ranked, beginning Week 2



2014 Outdoor Track & Field, Preseason

Only those who score >0.01 pts are shown
D denotes multiple-event rule in affect

MEN

120



Navy

Patriot League

Event	Scrd As	Athlete	Yr	Scored Mark	Date	Pl. Pts.	Bonus	TOTAL
Scored bests come from PRE-SEASON DATA								
▶ PV	30	Mark VETERE	JR	5.27m	17-3½	4/25/13	0.7	0.00 0.70
▶ DISC	16	Zachary DUNCAVAGE	SR	58.74m	192-8	5/3/13	5	0.46 5.46
▶ JAV	31	Jay STELL	SO	68.00m	223-1	5/25/13	0.65	0.00 0.65
Team Total								6.81

121



Miami (Fla.)

Atlantic Coast Conference

Event	Scrd As	Athlete	Yr	Scored Mark	Date	Pl. Pts.	Bonus	TOTAL
Scored bests come from PRE-SEASON DATA								
▶ 110H	28	Christian COOK	JR	13.94w	(3.5)	4/18/13	0.8	0.21 1.01
▶ LJ	36	Timothy RICHARDSON	JR	7.55m	24-9½	4/18/13	0.4	0.00 0.40
▶ SP	17	Isaiah SIMMONS	SO	18.89m	61-11½	4/18/13	4.5	0.63 5.13
Team Total								6.54

122



Texas State

Sun Belt Conference

Event	Scrd As	Athlete	Yr	Scored Mark	Date	Pl. Pts.	Bonus	TOTAL
Scored bests come from CURRENT season								
▶ SP	22	Darian BROWN	JR	18.69m	61-4	3/20/14	2	0.40 2.40
Scored bests come from PRE-SEASON DATA								
▶ 800	48	Tyrone JACKSON	SO	1:49.52		4/26/13	0.05	0.12 0.17
▶ 400H	28	Larron BLACK	SO	51.59		4/26/13	0.8	0.29 1.09
▶ LJ	47	William MURRAY	SR	7.49mw	24-7	4/26/13	0.075	0.00 0.08
▶ DISC	21	Darian BROWN	JR	58.11m	190-7	3/14/13	2.5	0.26 2.76
Team Total								6.49

123



UT Arlington

Sun Belt Conference

▼ 65

Event	Scrd As	Athlete	Yr	Scored Mark	Date	Pl. Pts.	Bonus	TOTAL
Scored bests come from PRE-SEASON DATA								
▶ 100	20	Quentin BUTLER	JR	10.24w	(3.9)	5/8/13	3	0.46 3.46
▶ 100	35	Clayton VAUGHN	RS13	10.33		3/28/12	0.45	0.17 0.62
▶ Steeple	28	Emil BLOMBERG	JR	8:51.36		5/25/13	0.8	0.27 1.07
▶ TJ	32	Omar BARNES	JR	15.58m	51-1½	5/8/13	0.6	0.13 0.73
Team Total								5.88

124



Louisiana-Lafayette

Sun Belt Conference

Event	Scrd As	Athlete	Yr	Scored Mark	Date	Pl. Pts.	Bonus	TOTAL
Scored bests come from CURRENT season								
▶ LJ	45	Devin DAVIS	JR	7.52m	24-8¾ (0.0)	3/15/14	0.125	0.00 0.13
▶ SP	16	Albert FOURNETTE	SR	18.94m	62-1¾	3/7/14	5	0.68 5.68
Scored bests come from PRE-SEASON DATA								
▶ HT	48	Justin VICTOR	SR	60.73m	199-3	4/26/13	0.05	0.00 0.05
Team Total								5.86

125



Arkansas State

Sun Belt Conference

Event	Scrd As	Athlete	Yr	Scored Mark	Date	Pl. Pts.	Bonus	TOTAL
Scored bests come from PRE-SEASON DATA								
▶ SP	26	Richard CHAVEZ	SR	18.37m	60-3¾	4/26/13	0.9	0.04 0.94
▶ HT	23	Chris NICASIO	SR	62.70m	205-8	4/5/13	1.5	0.17 1.67
▶ DEC	21	Ethan TURPEN	SR	7,222		5/10/13	2.5	0.21 2.71
▶ DEC	42	William OLIVER	SR	6,939		5/10/13	0.2	0.00 0.20
Team Total								5.51

"Scrd As", short for "Scored As", Standing used for place points portion of performance's score combining preseason data (when applied) to current season data

Numbers in BLACK are both the performance's actual NCAA rank AND "scored as" rank Numbers in RED indicate actual NCAA rank does not exist or is worse than "scored as" rank Numbers in BLUE indicate actual NCAA rank is better than "scored as" rank

USTFCCCA Non-Member

Non-Member Schools Will NOT be ranked, beginning Week 2



2014 Outdoor Track & Field, Preseason

Only those who score >0.01 pts are shown
D denotes multiple-event rule in affect

MEN

126



Southern

Southwestern Athletic Conference

Event	Scrd As	Athlete	Yr	Scored Mark	Date	Pl. Pts.	Bonus	TOTAL
Scored bests come from CURRENT season								
100	17	Devin JENKINS	SO	10.21w (2.9)	3/21/14	4.5	0.56	5.06
4x100	39	Jenkins, Johnson, Nettles, Collins		40.72	3/21/14	0.275	0.00	0.28
Scored bests come from PRE-SEASON DATA								
SP	47	D'Wayne HOUSTON	SR	17.80m 58-4"	5/10/13	0.075	0.00	0.08
Team Total								5.41

127



Sacramento State

Big Sky Conference

69

Event	Scrd As	Athlete	Yr	Scored Mark	Date	Pl. Pts.	Bonus	TOTAL
Scored bests come from PRE-SEASON DATA								
5000	38	Reese BYERS	SR	13:58.14	3/29/13	0.3	0.16	0.46
110H	40	Paul LYONS	JR	14.04w (2.6)	5/4/13	0.25	0.00	0.25
400H	19	Paul LYONS	JR	51.36	5/8/13	3.5	0.43	3.93
SP	34	Zach CONIGLIO	SR	18.13m 59-5"	4/26/13	0.5	0.00	0.50
Team Total								5.13

128



Monmouth

Metro Atlantic Athletic Conference

Event	Scrd As	Athlete	Yr	Scored Mark	Date	Pl. Pts.	Bonus	TOTAL
Scored bests come from CURRENT season								
SP	24	Errol JEFFREY	SR	18.52m 60-9"	3/21/14	1	0.21	1.21
JAV	23	McLean LIPSCHUTZ	SO	68.76m 225-7	3/21/14	1.5	0.21	1.71
Scored bests come from PRE-SEASON DATA								
JAV	22	Vincent DUVERNOIS	RS13	68.77m 225-7	4/26/12	2	0.21	2.21
Team Total								5.13

129



Liberty

Big South Conference

Event	Scrd As	Athlete	Yr	Scored Mark	Date	Pl. Pts.	Bonus	TOTAL
Scored bests come from PRE-SEASON DATA								
Steeple	19	Josh MACDONALD	SR	8:49.14	5/10/13	3.5	0.40	3.90
5000	29	Caleb EDMONDS	SR	13:57.09	3/29/13	0.75	0.20	0.95
Team Total								4.85

130



South Alabama

Sun Belt Conference

Event	Scrd As	Athlete	Yr	Scored Mark	Date	Pl. Pts.	Bonus	TOTAL
Scored bests come from CURRENT season								
4x400	48	Watts, Anderson, Barnett, Smith		3:13.72	3/20/14	0.05	0.00	0.05
DISC	19	Jan-Louw KOTZE	SO	58.41m 191-7	3/7/14	3.5	0.35	3.85
HT	34	Renaldo FRECHOU	SO	62.08m 203-8	3/20/14	0.5	0.03	0.53
Scored bests come from PRE-SEASON DATA								
DEC	47	Garrett SCHUMACHER	SR	6,904	5/10/13	0.075	0.00	0.08
Team Total								4.51

131



McNeese State

Southland Conference

Event	Scrd As	Athlete	Yr	Scored Mark	Date	Pl. Pts.	Bonus	TOTAL
Scored bests come from CURRENT season								
JAV	18	Stephen ECCLES	JR	69.41m 227-8	3/21/14	4	0.38	4.38
Team Total								4.38

132



Lipscomb

Atlantic Sun Conference

Event	Scrd As	Athlete	Yr	Scored Mark	Date	Pl. Pts.	Bonus	TOTAL
Scored bests come from PRE-SEASON DATA								
100	42	Tucker PEABODY	SR	10.36 (1.9)	5/10/13	0.2	0.08	0.28
200	20	Tucker PEABODY	SR	20.68 (1.5)	5/10/13	3	0.40	3.40
HJ	31	Gemikal PRUDE	SO	2.15m 7-½"	4/5/13	0.65	0.02	0.67
Team Total								4.34

133



Milwaukee

Horizon League

Event	Scrd As	Athlete	Yr	Scored Mark	Date	Pl. Pts.	Bonus	TOTAL
Scored bests come from PRE-SEASON DATA								
110H	19	Durell BUSBY	SR	13.84 (-1.3)	4/24/13	3.5	0.45	3.95
400H	40	Dexter SCHLEIS	SR	51.94	4/18/13	0.25	0.07	0.32
Team Total								4.27

"Scrd As", short for "Scored As", Standing used for place points portion of performance's score combining preseason data (when applied) to current season data

Numbers in BLACK are both the performance's actual NCAA rank AND "scored as" rank Numbers in RED indicate actual NCAA rank does not exist or is worse than "scored as" rank Numbers in BLUE indicate actual NCAA rank is better than "scored as" rank

USTFCCCA Non-Member

Non-Member Schools Will NOT be ranked, beginning Week 2



USTFCCCA NCAA Division I National Team Computer Rankings

as of 3/24/2014 4:10:59 PM

2014 Outdoor Track & Field, Preseason

Only those who score >0.01 pts are shown
D denotes multiple-event rule in affect

MEN

134



Southern Miss

Conference USA

Event	Scrd As	Athlete	Yr	Scored Mark		Date	Pl. Pts.	Bonus	TOTAL
Scored bests come from CURRENT season									
▶ 4x400	49	Frazier, Campbell, Johnson, Rogers		3:13.88		3/20/14	0.025	0.00	0.03
▶ JAV	21	Ethan RICH	JR	68.88m	226-0	3/15/14	2.5	0.24	2.74
Scored bests come from PRE-SEASON DATA									
▶ 110H	28	Randy MCCOY	SR	13.94	(-0.6)	5/9/13	0.8	0.21	1.01
Team Total									3.78

135

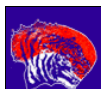


Sam Houston State

Southland Conference

Event	Scrd As	Athlete	Yr	Scored Mark		Date	Pl. Pts.	Bonus	TOTAL
Scored bests come from CURRENT season									
▶ 4x100	35	Jenkins, Mitchell, Jones, Wright		40.65		3/22/14	0.45	0.00	0.45
Scored bests come from PRE-SEASON DATA									
▶ 400H	23	Matthew VIVERETTE	SR	51.54		3/21/13	1.5	0.32	1.82
▶ TJ	27	Charles WHITE	SR	15.64mw	51-3%	5/10/13	0.85	0.24	1.09
▶ HT	37	Trevor SEALY	SR	61.93m	203-2	5/25/13	0.35	0.00	0.35
Team Total									3.71

136



Savannah State

Mid-Eastern Athletic Conference

Event	Scrd As	Athlete	Yr	Scored Mark	Date	Pl. Pts.	Bonus	TOTAL
Scored bests come from PRE-SEASON DATA								
▶ 110H	22	Cameron HALL	JR	13.89	(0.6)	5/25/13	2 0.33	2.33
▶ 4x100	25			39.93	5/25/13	0.95 0.33		1.28
Team Total								3.61

137



Loyola Marymount

West Coast Conference

Event	Scrd As	Athlete	Yr	Scored Mark	Date	Pl. Pts.	Bonus	TOTAL
Scored bests come from CURRENT season								
1500	22	Weston STRUM	JR	3:42.67	3/15/14	2	0.45	2.45
Scored bests come from PRE-SEASON DATA								
5000	32	Weston STRUM	SR	13:57.42	3/29/13	0.6	0.19	0.79
10k	43	Kevin JOERGER	SR	29:38.26	4/18/13	0.175	0.17	0.34
Team Total								3.58

138



North Carolina A&T

Mid-Eastern Athletic Conference

Event	Scrd As	Athlete	Yr	Scored Mark		Date	Pl. Pts.	Bonus	TOTAL
Scored bests come from CURRENT season									
▶ 4x100	26	Lawrence, Williams, Noble, Peoples		40.21		3/20/14	0.9	0.07	0.97
▶ 4x400	28	Harris, Robbins, Townsend, Elliott		3:10.79		3/20/14	0.8	0.00	0.80
Scored bests come from PRE-SEASON DATA									
▶ 100	38	Desmond LAWRENCE	SR	10.35	(1.9)	5/25/13	0.3	0.11	0.41
▶ 800	55	Christian HARRISON	JR	1:49.74		4/12/13		0.06	0.06
▶ TJ	30	Keenan SMITH	SR	15.61m	51-2%	5/2/13	0.7	0.19	0.89
Team Total									3.12

139



Southeastern Louisiana

Southland Conference

Event	Scrd As	Athlete	Yr	Scored Mark		Date	Pl. Pts.	Bonus	TOTAL
Scored bests come from CURRENT season									
► 4x100	46	Daniels, Herbert, Minnifield, Kennedy		40.97		3/7/14	0.1	0.00	0.10
► DISC	46	Brett OLSEN	SR	55.47m	182-0	3/20/14	0.1	0.00	0.10
Scored bests come from PRE-SEASON DATA									
► DISC	31	Jeff MILLIRON	SR	57.08m	187-3	3/27/13	0.65	0.00	0.65
► HT	36	Jonathan KINCHEN	JR	62.00m	203-5	4/26/13	0.4	0.01	0.41
► JAV	24	Derek HAMPTON	JR	68.67m	225-3	5/10/13	1	0.18	1.18
Team Total									2.45

"Scrd As", short for "Scored As", Standing used for place points portion of performance's score combining preseason data (when applied) to current season data

Numbers in BLACK are both the performance's actual NCAA rank AND "scored as" rank Numbers in RED indicate actual NCAA rank does not exist or is worse than "scored as" rank Numbers in BLUE indicate actual NCAA rank is better than "scored as" rank

USTFCCCA Non-Member

Non-Member Schools Will NOT be ranked, beginning Week 2



2014 Outdoor Track & Field, Preseason

Only those who score >0.01 pts are shown
D denotes multiple-event rule in affect

MEN

140



Butler

BIG EAST Conference

Event	Scrd As	Athlete	Yr	Scored Mark	Date	Pl. Pts.	Bonus	TOTAL
Scored bests come from PRE-SEASON DATA								
1500	26	Tom CURR	JR	3:42.79	4/5/13	0.9	0.41	1.31
1500	35	Ross CLARKE	SR	3:43.94	4/5/13	0.45	0.16	0.61
10k	39	Tom ANDERSON	SR	29:36.42	3/29/13	0.275	0.20	0.47
Team Total								2.40

141



Montana State

Big Sky Conference

Event	Scrd As	Athlete	Yr	Scored Mark	Date	Pl. Pts.	Bonus	TOTAL
Scored bests come from PRE-SEASON DATA								
800	35	Grant GROSVENOR	JR	1:49.28	4/11/13	0.45	0.19	0.64
800	42	Matthew TEX	SR	1:49.44	4/11/13	0.2	0.14	0.34
Steeple	24	Jacob KIRK	SR	8:50.60	4/11/13	1	0.32	1.32
Team Total								2.30

142



Montana

Big Sky Conference

Event	Scrd As	Athlete	Yr	Scored Mark	Date	Pl. Pts.	Bonus	TOTAL
Scored bests come from PRE-SEASON DATA								
HJ	25	Lee HARDT	JR	2.16m	4/27/13	0.95	0.16	1.11
HJ	31	Austin EMRY	SR	2.15m	3/30/13	0.65	0.02	0.67
JAV	48	Lukas SCHERER	SR	66.43m	3/30/13	0.05	0.00	0.05
DEC	36	Austin EMRY	SR	7,010	5/8/13	0.4	0.00	0.40
Team Total								2.23

143



High Point

Big South Conference

▼ 94

Event	Scrd As	Athlete	Yr	Scored Mark		Date	Pl. Pts.	Bonus	TOTAL
Scored bests come from CURRENT season									
▶ JAV	28	Christian SPAULDING	JR	68.19m	223-8	3/14/14	0.8	0.06	0.86
Scored bests come from PRE-SEASON DATA									
▶ 100	42	Evan EMERY	SR	10.36	(1.1)	4/12/13	0.2	0.08	0.28
▶ 200	41	Evan EMERY	SR	20.84	(0.5)	4/18/13	0.225	0.13	0.35
▶ Steeple	40	Benji SZALAI	SO	8:55.16		4/18/13	0.25	0.05	0.30
▶ DEC	37	Tristan FAURE	SR	7,002		4/18/13	0.35	0.00	0.35
Team Total									2.13

144



Idaho

Western Athletic Conference

▼ 95

Event	Scrd As	Athlete	Yr	Scored Mark		Date	Pl. Pts.	Bonus	TOTAL
Scored bests come from PRE-SEASON DATA									
▶ 400	43	Ben AYESU-ATTAH	JR	46.69		5/8/13	0.175	0.00	0.17
▶ PV	25	Matt SULLIVAN	JR	5.31m	17-5	4/5/13	0.95	0.16	1.11
▶ HT	30	Kyle ROTHWELL	SR	62.43m	204-10	4/18/13	0.7	0.11	0.81
Team Total									2.09

145



South Dakota

The Summit League

Event	Scrd As	Athlete	Yr	Scored Mark	Date	Pl. Pts.	Bonus	TOTAL	
Scored bests come from PRE-SEASON DATA									
▶ Steeple	29	Jeffrey METTLER	SR	8:51.99	4/24/13	0.75	0.23	0.98	
▶ SP	36	Kyle MCKELVEY	JR	18.09m	59-4¼	5/9/13	0.4	0.00	0.40
▶ DISC	33	Cody SNYDER	SR	56.99m	186-11	5/25/13	0.55	0.00	0.55
Team Total								1.93	

146



Troy

Sun Belt Conference

Event	Scrd As	Athlete	Yr	Scored Mark		Date	Pl. Pts.	Bonus	TOTAL
Scored bests come from CURRENT season									
▶ 100	24	Benjamin MARTIN	JR	10.28	(1.6)	3/20/14	1	0.33	1.33
▶ 4x100	34	Martin, Landburg, Curtis, Pritchett		40.61		3/20/14	0.5	0.00	0.50
Team Total									1.83

"Scrd As", short for "Scored As", Standing used for place points portion of performance's score combining preseason data (when applied) to current season data

Numbers in BLACK are both the performance's actual NCAA rank AND "scored as" rank Numbers in RED indicate actual NCAA rank does not exist or is worse than "scored as" rank Numbers in BLUE indicate actual NCAA rank is better than "scored as" rank

USTFCCCA Non-Member

Non-Member Schools Will NOT be ranked, beginning Week 2



2014 Outdoor Track & Field, Preseason

Only those who score >0.01 pts are shown
D denotes multiple-event rule in affect

MEN

147



Eastern Michigan

Mid-American Conference

Event	Scrd As	Athlete	Yr	Scored Mark	Date	Pl. Pts.	Bonus	TOTAL
Scored bests come from PRE-SEASON DATA								
400H	49	Darrell BUTLER	JR	52.12	5/9/13	0.025	0.00	0.03
PV	27	Max BABITS	SR	5.30m 17-4½	5/9/13	0.85	0.11	0.96
DEC	29	Solomon IIAH	SO	7,092	5/9/13	0.75	0.00	0.75
Team Total								1.74

148



Florida A&M

Mid-Eastern Athletic Conference

Event	Scrd As	Athlete	Yr	Scored Mark	Date	Pl. Pts.	Bonus	TOTAL
Scored bests come from CURRENT season								
4x400	34	Smith, Pugh, Olivier, Skovronski		3:11.78	3/21/14	0.5	0.00	0.50
Scored bests come from PRE-SEASON DATA								
400	29	Troy POLLARD	SR	46.36	5/25/13	0.75	0.25	1.00
400H	46	Dennis PUGH	JR	52.03	5/25/13	0.1	0.02	0.12
Team Total								1.62

149



Rutgers

American Athletic Conference

100

Event	Scrd As	Athlete	Yr	Scored Mark	Date	Pl. Pts.	Bonus	TOTAL
Scored bests come from CURRENT season								
JAV	25	Thomas CARR	SO	68.42m 224-5	3/20/14	0.95	0.12	1.07
Scored bests come from PRE-SEASON DATA								
PV	40	Chris WYCKOFF	SR	5.20m 17-¾	5/25/13	0.25	0.00	0.25
LJ	42	Corey CRAWFORD	JR	7.53m 24-8½	4/12/13	0.2	0.00	0.20
Team Total								1.52

150



Fresno State

Mountain West Conference

Event	Scrd As	Athlete	Yr	Scored Mark	Date	Pl. Pts.	Bonus	TOTAL
Scored bests come from CURRENT season								
DISC	48	Brice SANDRI	JR	55.29m 181-4	3/21/14	0.05	0.00	0.05
Scored bests come from PRE-SEASON DATA								
800	31	John JAMIESON	SR	1:49.14	5/8/13	0.65	0.24	0.89
LJ	40	Devin HARRISON	JR	7.54m 24-9	3/29/13	0.25	0.00	0.25
TJ	42	Justin LOVINGOOD	SR	15.38m 50-5½	5/8/13	0.2	0.00	0.20
Team Total								1.39

151



Utah State

Mountain West Conference

Event	Scrd As	Athlete	Yr	Scored Mark	Date	Pl. Pts.	Bonus	TOTAL
Scored bests come from PRE-SEASON DATA								
800	26	Briton PAGE	JR	1:48.89	4/19/13	0.9	0.38	1.28
Team Total								1.28

152



Coastal Carolina

Big South Conference

Event	Scrd As	Athlete	Yr	Scored Mark	Date	Pl. Pts.	Bonus	TOTAL
Scored bests come from CURRENT season								
4x400	37	Lipscomb, Carr, Brunson, Hass		3:12.23	3/20/14	0.35	0.00	0.35
Scored bests come from PRE-SEASON DATA								
HJ	45	Reggie NELSON	JR	2.14m 7-¼	5/25/13	0.125	0.00	0.13
JAV	29	Jackson CORCORAN	JR	68.17m 223-8	3/14/13	0.75	0.05	0.80
Team Total								1.28

153



North Texas

Conference USA

115

Event	Scrd As	Athlete	Yr	Scored Mark	Date	Pl. Pts.	Bonus	TOTAL
Scored bests come from CURRENT season								
200	33	Clinton COLLINS	SR	20.76w (3.3)	3/20/14	0.55	0.26	0.81
4x100	44	Sowells, Collins, Pryor, Heard		40.95	3/20/14	0.15	0.00	0.15
Scored bests come from PRE-SEASON DATA								
400	39	Clinton COLLINS	SR	46.63	5/25/13	0.275	0.02	0.30
Team Total								1.26

"Scrd As", short for "Scored As", Standing used for place points portion of performance's score combining preseason data (when applied) to current season data

Numbers in BLACK are both the performance's actual NCAA rank AND "scored as" rank Numbers in RED indicate actual NCAA rank does not exist or is worse than "scored as" rank Numbers in BLUE indicate actual NCAA rank is better than "scored as" rank

USTFCCCA Non-Member

Non-Member Schools Will NOT be ranked, beginning Week 2



USTFCCCA NCAA Division I National Team Computer Rankings

as of 3/24/2014 4:11:00 PM

2014 Outdoor Track & Field, Preseason

Only those who score >0.01 pts are shown
D denotes multiple-event rule in affect

MEN

154



Samford

Southern Conference

Event	Scrd As	Athlete	Yr	Scored Mark	Date	Pl. Pts.	Bonus	TOTAL
-------	---------	---------	----	-------------	------	----------	-------	-------

Scored bests come from PRE-SEASON DATA

▶ 800	29	Brandon HAZOURI	SO	1:49.00	5/10/13	0.75	0.32	1.07
▶ DEC	43	Bo ACKERSON-GILROY	SR	6,928	3/15/13	0.175	0.00	0.17

Team Total 1.24

155



Youngstown State

Horizon League

Event	Scrd As	Athlete	Yr	Scored Mark	Date	Pl. Pts.	Bonus	TOTAL
-------	---------	---------	----	-------------	------	----------	-------	-------

Scored bests come from CURRENT season

▶ HT	24	Connor NEU	SO	62.57m	205-3	3/14/14	1	0.14	1.14
------	----	------------	----	--------	-------	---------	---	------	------

Scored bests come from PRE-SEASON DATA

▶ SP	46	John SEAVER	SR	17.84m	58-6½	5/25/13	0.1	0.00	0.10
------	----	-------------	----	--------	-------	---------	-----	------	------

Team Total 1.24

156



Dartmouth

Ivy League

Event	Scrd As	Athlete	Yr	Scored Mark	Date	Pl. Pts.	Bonus	TOTAL
-------	---------	---------	----	-------------	------	----------	-------	-------

Scored bests come from PRE-SEASON DATA

▶ Steeple	45	Henry STERLING	SR	8:56.29	5/4/13	0.125	0.00	0.13
▶ 5000	27	Will GEOGHEGAN	JR	13:55.92	4/18/13	0.85	0.25	1.10

Team Total 1.22

157



Northern Iowa

Missouri Valley Conference


Event	Scrd As	Athlete	Yr	Scored Mark	Date	Pl. Pts.	Bonus	TOTAL
-------	---------	---------	----	-------------	------	----------	-------	-------

Scored bests come from PRE-SEASON DATA

▶ 110H	26	Sebastian BARTH	JR	13.91w	(2.1)	5/25/13	0.9	0.28	1.18
--------	----	-----------------	----	--------	-------	---------	-----	------	------

Team Total 1.18

158



Wyoming

Mountain West Conference


Event	Scrd As	Athlete	Yr	Scored Mark	Date	Pl. Pts.	Bonus	TOTAL
-------	---------	---------	----	-------------	------	----------	-------	-------

Scored bests come from PRE-SEASON DATA

▶ DISC	24	Paul THOMAS	JR	57.86m	189-10	5/3/13	1	0.18	1.18
--------	----	-------------	----	--------	--------	--------	---	------	------

Team Total 1.18

159



Northern Colorado

Big Sky Conference

Event	Scrd As	Athlete	Yr	Scored Mark	Date	Pl. Pts.	Bonus	TOTAL
-------	---------	---------	----	-------------	------	----------	-------	-------

Scored bests come from PRE-SEASON DATA

▶ HJ	25	Trevor EVANSON	JR	2.16m	7-1	5/25/13	0.95	0.16	1.11
------	----	----------------	----	-------	-----	---------	------	------	------

Team Total 1.11

160



Northeastern

Colonial Athletic Association

Event	Scrd As	Athlete	Yr	Scored Mark	Date	Pl. Pts.	Bonus	TOTAL
-------	---------	---------	----	-------------	------	----------	-------	-------

Scored bests come from PRE-SEASON DATA

▶ 10k	46	Brian DOYLE	SR	29:40.21		4/25/13	0.1	0.13	0.23
▶ HT	29	Max MILDER	SR	62.50m	205-0	5/9/13	0.75	0.12	0.87

Team Total 1.11

161



UC Santa Barbara

Big West Conference

Event	Scrd As	Athlete	Yr	Scored Mark	Date	Pl. Pts.	Bonus	TOTAL
-------	---------	---------	----	-------------	------	----------	-------	-------

Scored bests come from PRE-SEASON DATA

▶ 400	30	Jordan SCOTT	SR	46.44	5/10/13	0.7	0.19	0.89
▶ 10k	48	Bryan GUIJARRO	SO	29:41.04	4/18/13	0.05	0.12	0.17

Team Total 1.06

162



Drake

Missouri Valley Conference

Event	Scrd As	Athlete	Yr	Scored Mark	Date	Pl. Pts.	Bonus	TOTAL
-------	---------	---------	----	-------------	------	----------	-------	-------

Scored bests come from PRE-SEASON DATA

▶ 10k	28	Brogan AUSTIN	SR	29:32.97	3/29/13	0.8	0.25	1.05
-------	----	---------------	----	----------	---------	-----	------	------

Team Total 1.05

"Scrd As", short for "Scored As", Standing used for place points portion of performance's score combining preseason data (when applied) to current season data

Numbers in BLACK are both the performance's actual NCAA rank AND "scored as" rank Numbers in RED indicate actual NCAA rank does not exist or is worse than "scored as" rank Numbers in BLUE indicate actual NCAA rank is better than "scored as" rank

USTFCCCA Non-Member

Non-Member Schools Will NOT be ranked, beginning Week 2



2014 Outdoor Track & Field, Preseason

Only those who score >0.01 pts are shown
D denotes multiple-event rule in affect

MEN

163



Utah Valley

Western Athletic Conference

Event	Scrd As	Athlete	Yr	Scored Mark		Date	Pl. Pts.	Bonus	TOTAL
Scored bests come from CURRENT season									
▶ HJ	31	Ryle WILLIAMS	FR	2.15m	7-½	3/7/14	0.65	0.02	0.67
Scored bests come from PRE-SEASON DATA									
▶ LJ	47	Michael MCPHERSON	JR	7.49mw	24-7	5/3/13	0.075	0.00	0.08
▶ DEC	39	Michael MCPHERSON	JR	6,973		4/17/13	0.275	0.00	0.28
Team Total									1.02

164



Grambling State

Southwestern Athletic Conference

Event	Scrd As	Athlete	Yr	Scored Mark		Date	Pl. Pts.	Bonus	TOTAL
Scored bests come from CURRENT season									
▶ 100	37	Kameron COWAN	JR	10.34w	(2.9)	3/21/14	0.35	0.14	0.49
▶ 4x100	40	Baisden, Davis, Cowan, McTear		40.76		3/21/14	0.25	0.00	0.25
▶ 4x400	50	Leaks, Taylor, Harris, McTear		3:13.97		3/1/14	0.01	0.00	0.01
Scored bests come from PRE-SEASON DATA									
▶ 200	49	Kameron COWAN	JR	20.89	(-0.4)	4/19/13	0.025	0.05	0.07
Team Total									0.82

165



Saint Joseph's

Atlantic 10 Conference

Event	Scrd As	Athlete	Yr	Scored Mark	Date	Pl. Pts.	Bonus	TOTAL
Scored bests come from PRE-SEASON DATA								
► Steeple	32	Logan MOHN	JR	8:53.10	5/4/13	0.6	0.17	0.77
Team Total								0.77

166



Central Michigan

Mid-American Conference

Event	Scrd As	Athlete	Yr	Scored Mark		Date	Pl. Pts.	Bonus	TOTAL
Scored bests come from PRE-SEASON DATA									
▶ 110H	45	Renaldo POWELL	SR	14.05w	(2.5)	5/25/13	0.125	0.00	0.13
▶ 400H	35	Parker SCOTT	SR	51.77		5/9/13	0.45	0.18	0.63
Team Total									0.75

167



Illinois State

Missouri Valley Conference

139

Event	Scrd As	Athlete	Yr	Scored Mark	Date	Pl. Pts.	Bonus	TOTAL	
Scored bests come from PRE-SEASON DATA									
▶ HT	31	Akil MILLS	SR	62.29m	204-4	3/29/13	0.65	0.08	0.73
Team Total									0.73

168



Bucknell

Patriot League

Event	Scrd As	Athlete	Yr	Scored Mark	Date	Pl. Pts.	Bonus	TOTAL
Scored bests come from PRE-SEASON DATA								
▶ 110H	33	Christian LUPICA	JR	13.96w (2.2)	4/20/13	0.55	0.16	0.71
Team Total								0.71

169



Saint Peter's

Metro Atlantic Athletic Conference

Event	Scrd As	Athlete	Yr	Scored Mark	Date	Pl. Pts.	Bonus	TOTAL	
Scored bests come from PRE-SEASON DATA									
HJ	31	Isaiah HARRIS	SR	2.15m	7-½	4/13/13	0.65	0.02	0.67
Team Total								0.67	

170



Iona

Metro Atlantic Athletic Conference

Event	Scrd As	Athlete	Yr	Scored Mark	Date	Pl. Pts.	Bonus	TOTAL
Scored bests come from PRE-SEASON DATA								
▶ 10k	35	Andrew KOWALSKY	JR	29:35.04	4/5/13	0.45	0.22	0.67
Team Total								0.67

171



Rhode Island

Atlantic 10 Conference

Event	Scrd As	Athlete	Yr	Scored Mark	Date	Pl. Pts.	Bonus	TOTAL
Scored bests come from PRE-SEASON DATA								
▶ DEC	31	Trent BALTZELL	SR	7,075	5/10/13	0.65	0.00	0.65
Team Total								0.65

"Scrd As", short for "Scored As", Standing used for place points portion of performance's score combining preseason data (when applied) to current season data

Numbers in BLACK are both the performance's actual NCAA rank AND "scored as" rank Numbers in RED indicate actual NCAA rank does not exist or is worse than "scored as" rank Numbers in BLUE indicate actual NCAA rank is better than "scored as" rank

USTFCCCA Non-Member

Non-Member Schools Will NOT be ranked, beginning Week 2



2014 Outdoor Track & Field, Preseason

Only those who score >0.01 pts are shown
D denotes multiple-event rule in affect

MEN

172



Wake Forest

Atlantic Coast Conference

Event	Scrd As	Athlete	Yr	Scored Mark	Date	Pl. Pts.	Bonus	TOTAL
-------	---------	---------	----	-------------	------	----------	-------	-------

Scored bests come from CURRENT season

▶ HT	43	Charlie IONATA	FR	61.30m	201-1	3/14/14	0.175	0.00	0.17
------	----	----------------	----	--------	-------	---------	-------	------	------

Scored bests come from PRE-SEASON DATA

▶ 800	54	Thomas BOJANOWSKI	SR	1:49.66		5/25/13		0.08	0.08
▶ 1500	40	Kyle GRAVES	JR	3:44.22		5/25/13	0.25	0.12	0.37

Team Total 0.62

173



Gardner-Webb

Big South Conference

Event	Scrd As	Athlete	Yr	Scored Mark	Date	Pl. Pts.	Bonus	TOTAL
-------	---------	---------	----	-------------	------	----------	-------	-------

Scored bests come from PRE-SEASON DATA

▶ HT	33	Alex YOUNG	SO	62.09m	203-8	4/18/13	0.55	0.03	0.58
------	----	------------	----	--------	-------	---------	------	------	------

Team Total 0.58

174



George Mason

Atlantic 10 Conference

130

Event	Scrd As	Athlete	Yr	Scored Mark	Date	Pl. Pts.	Bonus	TOTAL
-------	---------	---------	----	-------------	------	----------	-------	-------

Scored bests come from CURRENT season

▶ 4x400	45	Coburn, Freeman, Empty, Smalls		3:13.23		3/22/14	0.125	0.00	0.13
---------	----	--------------------------------	--	---------	--	---------	-------	------	------

Scored bests come from PRE-SEASON DATA

▶ 200	40	Adrian VAUGHN	SR	20.82	(1.5)	5/10/13	0.25	0.16	0.41
▶ 400H	49	George EMPTY	RS13	52.12		5/11/12	0.025	0.00	0.03

Team Total 0.56

175



Binghamton

America East Conference

Event	Scrd As	Athlete	Yr	Scored Mark	Date	Pl. Pts.	Bonus	TOTAL
-------	---------	---------	----	-------------	------	----------	-------	-------

Scored bests come from PRE-SEASON DATA

▶ 1500	36	Jesse GARN	JR	3:43.98		5/25/13	0.4	0.16	0.56
--------	----	------------	----	---------	--	---------	-----	------	------

Team Total 0.56

176



Army

Patriot League

Event	Scrd As	Athlete	Yr	Scored Mark	Date	Pl. Pts.	Bonus	TOTAL
-------	---------	---------	----	-------------	------	----------	-------	-------

Scored bests come from PRE-SEASON DATA

▶ 800	62	Clyde WILSON	JR	1:49.81		5/3/13		0.03	0.03
▶ JAV	34	Jacob DROZD	JR	67.93m	222-10	5/10/13	0.5	0.00	0.50

Team Total 0.53

177



Howard

Mid-Eastern Athletic Conference

Event	Scrd As	Athlete	Yr	Scored Mark	Date	Pl. Pts.	Bonus	TOTAL
-------	---------	---------	----	-------------	------	----------	-------	-------

Scored bests come from PRE-SEASON DATA

▶ 110H	36	Wallace SPENCER	SR	13.98	(0.6)	5/25/13	0.4	0.12	0.52
--------	----	-----------------	----	-------	-------	---------	-----	------	------

Team Total 0.52

178



Idaho State

Big Sky Conference

101

Event	Scrd As	Athlete	Yr	Scored Mark	Date	Pl. Pts.	Bonus	TOTAL
-------	---------	---------	----	-------------	------	----------	-------	-------

Scored bests come from PRE-SEASON DATA

▶ DEC	34	Justin CRITSER	SR	7,027		4/24/13	0.5	0.00	0.50
-------	----	----------------	----	-------	--	---------	-----	------	------

Team Total 0.50

179



South Carolina State

Mid-Eastern Athletic Conference

Event	Scrd As	Athlete	Yr	Scored Mark	Date	Pl. Pts.	Bonus	TOTAL
-------	---------	---------	----	-------------	------	----------	-------	-------

Scored bests come from PRE-SEASON DATA

▶ 400H	38	Barry BETHEA	SR	51.84		5/2/13	0.3	0.13	0.43
--------	----	--------------	----	-------	--	--------	-----	------	------

Team Total 0.43

180



Tulane

Conference USA

Event	Scrd As	Athlete	Yr	Scored Mark	Date	Pl. Pts.	Bonus	TOTAL
-------	---------	---------	----	-------------	------	----------	-------	-------

Scored bests come from PRE-SEASON DATA

▶ U	36	Devon BREAU	SO	7.55m	24-9 1/4	5/9/13	0.4	0.00	0.40
-----	----	-------------	----	-------	----------	--------	-----	------	------

Team Total 0.40

"Scrd As", short for "Scored As", standing used for place points portion of performance's score combining preseason data (when applied) to current season data

Numbers in BLACK are both the performance's actual NCAA rank AND "scored as" rank Numbers in RED indicate actual NCAA rank does not exist or is worse than "scored as" rank Numbers in BLUE indicate actual NCAA rank is better than "scored as" rank

USTFCCCA Non-Member

Non-Member Schools Will NOT be ranked, beginning Week 2



2014 Outdoor Track & Field, Preseason

Only those who score >0.01 pts are shown
D denotes multiple-event rule in affect

MEN

181

San Francisco
West Coast Conference

Event	Scrd As	Athlete	Yr	Scored Mark	Date	Pl. Pts.	Bonus	TOTAL
-------	---------	---------	----	-------------	------	----------	-------	-------

Scored bests come from PRE-SEASON DATA

▶ 10k	44	Causey ERIC	SO	29:38.44	4/18/13	0.15	0.16	0.31
-------	----	-------------	----	----------	---------	------	------	------

Team Total 0.31

182

William and Mary
Colonial Athletic Association

Event	Scrd As	Athlete	Yr	Scored Mark	Date	Pl. Pts.	Bonus	TOTAL
-------	---------	---------	----	-------------	------	----------	-------	-------

Scored bests come from PRE-SEASON DATA

▶ JAV	38	Robert SMUTSKY	SO	67.77m	222-4	5/25/13	0.3	0.00	0.30
-------	----	----------------	----	--------	-------	---------	-----	------	------

Team Total 0.30

183

Tennessee State
Ohio Valley Conference

Event	Scrd As	Athlete	Yr	Scored Mark	Date	Pl. Pts.	Bonus	TOTAL
-------	---------	---------	----	-------------	------	----------	-------	-------

Scored bests come from CURRENT season

▶ 4x400	41	Johnson, Griffin, Michael, Prince		3:12.90	3/20/14	0.225	0.00	0.23
---------	----	-----------------------------------	--	---------	---------	-------	------	------

Team Total 0.23

184

UMES
Mid-Eastern Athletic Conference

Event	Scrd As	Athlete	Yr	Scored Mark	Date	Pl. Pts.	Bonus	TOTAL
-------	---------	---------	----	-------------	------	----------	-------	-------

Scored bests come from CURRENT season

▶ SP	41	Dillon SIMON	JR	17.96m	58-11½	3/21/14	0.225	0.00	0.22
------	----	--------------	----	--------	--------	---------	-------	------	------

Team Total 0.22

185

ULM
Sun Belt Conference

Event	Scrd As	Athlete	Yr	Scored Mark	Date	Pl. Pts.	Bonus	TOTAL
-------	---------	---------	----	-------------	------	----------	-------	-------

Scored bests come from CURRENT season

▶ PV	49	Isaac GRIEDER	JR	5.12m	16-9½	3/22/14	0.025	0.00	0.03
------	----	---------------	----	-------	-------	---------	-------	------	------

Scored bests come from PRE-SEASON DATA

▶ 400H	44	Jamel SAMS	JR	51.98	5/10/13	0.15	0.05	0.20
--------	----	------------	----	-------	---------	------	------	------

Team Total 0.22

186

South Dakota State
The Summit League

Event	Scrd As	Athlete	Yr	Scored Mark	Date	Pl. Pts.	Bonus	TOTAL
-------	---------	---------	----	-------------	------	----------	-------	-------

Scored bests come from PRE-SEASON DATA

▶ 10k	47	Trent LUSIGNAN	JR	29:40.56	4/18/13	0.075	0.13	0.20
-------	----	----------------	----	----------	---------	-------	------	------

Team Total 0.20

187

Texas A&M-Corpus Christi
Southland Conference

Event	Scrd As	Athlete	Yr	Scored Mark	Date	Pl. Pts.	Bonus	TOTAL
-------	---------	---------	----	-------------	------	----------	-------	-------

Scored bests come from CURRENT season

▶ 4x400	42	Davis, Carrillo, Salazar, Garland		3:12.92	3/21/14	0.2	0.00	0.20
---------	----	-----------------------------------	--	---------	---------	-----	------	------

Team Total 0.20

188

Miami (Ohio)
Mid-American Conference

Event	Scrd As	Athlete	Yr	Scored Mark	Date	Pl. Pts.	Bonus	TOTAL
-------	---------	---------	----	-------------	------	----------	-------	-------

Scored bests come from PRE-SEASON DATA

▶ DISC	44	Robert STEIN	SR	55.79m	183-0	4/19/13	0.15	0.00	0.15
--------	----	--------------	----	--------	-------	---------	------	------	------

Team Total 0.15

189

Western Carolina
Southern Conference

Event	Scrd As	Athlete	Yr	Scored Mark	Date	Pl. Pts.	Bonus	TOTAL
-------	---------	---------	----	-------------	------	----------	-------	-------

Scored bests come from CURRENT season

▶ 4x400	44	Rahming, Harris, Boswell, Ortado		3:13.16	3/20/14	0.15	0.00	0.15
---------	----	----------------------------------	--	---------	---------	------	------	------

Team Total 0.15

190

Charleston Southern
Big South Conference

Event	Scrd As	Athlete	Yr	Scored Mark	Date	Pl. Pts.	Bonus	TOTAL
-------	---------	---------	----	-------------	------	----------	-------	-------

Scored bests come from CURRENT season

▶ 4x100	45	Murray, Johnson, Drummond, Jeter		40.96	3/20/14	0.125	0.00	0.13
---------	----	----------------------------------	--	-------	---------	-------	------	------

Team Total 0.13

"Scrd As", short for "Scored As", Standing used for place points portion of performance's score combining preseason data (when applied) to current season data

Numbers in BLACK are both the performance's actual NCAA rank AND "scored as" rank Numbers in RED indicate actual NCAA rank does not exist or is worse than "scored as" rank Numbers in BLUE indicate actual NCAA rank is better than "scored as" rank

USTFCCCA Non-Member

Non-Member Schools Will NOT be ranked, beginning Week 2



USTFCCCA NCAA Division I National Team Computer Rankings

as of 3/24/2014 4:11:01 PM

2014 Outdoor Track & Field, Preseason

Only those who score >0.01 pts are shown
D denotes multiple-event rule in affect

MEN

190



Lehigh

Patriot League

Event	Scrd As	Athlete	Yr	Scored Mark	Date	Pl. Pts.	Bonus	TOTAL
Scored bests come from PRE-SEASON DATA								
HJ	45	Adeolu ADESIDA	JR	2.14m	7-¼	5/25/13	0.125	0.00 0.13
Team Total								0.13

192



Citadel

Southern Conference

Event	Scrd As	Athlete	Yr	Scored Mark	Date	Pl. Pts.	Bonus	TOTAL
Scored bests come from CURRENT season								
JAV	46	Clay ALLEN	JR	66.60m	218-6	3/20/14	0.1	0.00 0.10
Team Total								0.10

192



Temple

American Athletic Conference

Event	Scrd As	Athlete	Yr	Scored Mark	Date	Pl. Pts.	Bonus	TOTAL
Scored bests come from PRE-SEASON DATA								
TJ	46	Gabriel PICKETT	SR	15.36m	50-4¾	4/13/13	0.1	0.00 0.10
Team Total								0.10

194



Belmont

Ohio Valley Conference

Event	Scrd As	Athlete	Yr	Scored Mark	Date	Pl. Pts.	Bonus	TOTAL
Scored bests come from PRE-SEASON DATA								
10k	55	Matt MILLER	SR	29:44.51	4/18/13		0.06	0.06
Team Total								0.06

195



Duquesne

Atlantic 10 Conference

Event	Scrd As	Athlete	Yr	Scored Mark	Date	Pl. Pts.	Bonus	TOTAL
Scored bests come from PRE-SEASON DATA								
10k	54	Alex WOODROW	JR	29:44.27	4/13/13		0.07	0.07
Team Total								0.07

196



La Salle

Atlantic 10 Conference

Event	Scrd As	Athlete	Yr	Scored Mark	Date	Pl. Pts.	Bonus	TOTAL
Scored bests come from PRE-SEASON DATA								
5000	50	Alfredo SANTANA	SR	14:00.93	4/4/13	0.01	0.05	0.06
Team Total								0.06

197



UTPA

Western Athletic Conference

Event	Scrd As	Athlete	Yr	Scored Mark	Date	Pl. Pts.	Bonus	TOTAL
Scored bests come from PRE-SEASON DATA								
1500	50	Martin CASSE	SR	3:44.76	4/19/13	0.01	0.04	0.05
Team Total								0.05

198



Texas Southern

Southwestern Athletic Conference

Event	Scrd As	Athlete	Yr	Scored Mark	Date	Pl. Pts.	Bonus	TOTAL
Scored bests come from CURRENT season								
4x100	49	Baskin, Lacroix, Lacroix, Montano		41.02	3/21/14	0.025	0.00	0.03
Team Total								0.03

199



Campbell

Big South Conference

Event	Scrd As	Athlete	Yr	Scored Mark	Date	Pl. Pts.	Bonus	TOTAL
Scored bests come from PRE-SEASON DATA								
200	53	Marcus THOMPSON	SR	20.91 (0.5)	4/18/13		0.02	0.02
Team Total								0.02

"Scrd As", short for "Scored As", Standing used for place points portion of performance's score combining preseason data (when applied) to current season data

Numbers in BLACK are both the performance's actual NCAA rank AND "scored as" rank Numbers in RED indicate actual NCAA rank does not exist or is worse than "scored as" rank Numbers in BLUE indicate actual NCAA rank is better than "scored as" rank

USTFCCCA Non-Member

Non-Member Schools Will NOT be ranked, beginning Week 2



USTFCCCA NCAA Division I National Team Computer Rankings

as of 3/24/2014 4:11:01 PM

2014 Outdoor Track & Field, Preseason

Only those who score >0.01 pts are shown
D denotes multiple-event rule in affect

WOMEN

1



Texas A&M

Southeastern Conference

1

Event	Scrd As	Athlete	Yr	Scored Mark	Date	Pl. Pts.	Bonus	TOTAL
Scored bests come from CURRENT season								
100	46	Aaliyah BROWN	FR	11.49 (-0.3)	3/21/14	0.1	0.00	0.10
Scored bests come from PRE-SEASON DATA								
100	3	Ashley COLLIER	SR	11.15w (2.8)	3/27/13	26	2.39	28.39
100	4	Jennifer MADU	SO	11.18w (2.6)	6/8/13	24	2.08	26.08
100	5	Ashton PURVIS	JR	11.20w (2.8)	3/27/13	22	1.87	23.87
100	7	Olivia EKPONE	JR	11.27w (4.0)	4/13/13	18	1.18	19.18
100	25	Kamaria BROWN	JR	11.39 (1.4)	3/22/13	0.95	0.36	1.31
100	33	India DANIELS	SO	11.44 (1.8)	4/20/13	0.55	0.15	0.70
200	1	Kamaria BROWN	JR	22.21w (3.5)	6/8/13	30	4.83	34.83
200	5	Olivia EKPONE	JR	22.91w (2.2)	6/8/13	22	1.63	23.63
200	9	Ashton PURVIS	JR	23.07 (1.3)	5/9/13	14	1.02	15.02
200	16	Ashley COLLIER	SR	23.20w (2.5)	4/20/13	5	0.64	5.64
200	46	Ibukun MAYUNGBE	JR	23.56 (1.1)	3/15/13	0.1	0.01	0.11
400	6	Kamaria BROWN	JR	52.10	5/9/13	D	1.30	3.30
400	25	Ibukun MAYUNGBE	JR	52.99	4/20/13	0.95	0.29	1.24
400H	2	Janeil BELLILLE		55.91	#####	28	3.54	31.54
4x100	1			42.56	3/27/13	30	4.83	34.83
4x400	4			3:27.59	6/8/13	24	2.69	26.69
LJ	6	LaQue MOEN-DAVIS	SO	6.47mw 21-2½	5/9/13	20	1.83	21.83
TJ	3	LaQue MOEN-DAVIS	SO	13.65mw 44-9½	5/9/13	26	3.09	29.09
TJ	11	Jennifer MADU	SO	13.04m 42-9½	5/9/13	10	0.67	10.67
TJ	38	Melissa MAYS	SR	12.62m 41-5	5/25/13	0.3	0.00	0.30
TJ	49	Jordan WILSON	SR	12.55m 41-2½	5/9/13	0.025	0.00	0.03
SP	39	Shelbi VAUGHAN	SO	15.78m 51-9½	4/13/13	0.275	0.00	0.28
SP	47	Brea GARRETT	JR	15.57m 51-1	5/9/13	0.075	0.00	0.08
DISC	2	Shelbi VAUGHAN	SO	58.93m 193-4	4/6/13	28	3.76	31.76
JAV	40	Kendall MUNOZ	SO	47.43m 155-7	5/25/13	0.25	0.00	0.25
HEPT	7	Jena HEMANN	JR	5,531	3/27/13	18	1.55	19.55
Team Total								390.30

2



Oregon

Pac-12 Conference

1

Event	Scrd As	Athlete	Yr	Scored Mark	Date	Pl. Pts.	Bonus	TOTAL
Scored bests come from CURRENT season								
1500	31	Laura ROESLER	SR	4:19.44	3/22/14	0.65	0.13	0.78
HJ	6	Lauren CROCKETT	JR	1.84m 6-½	3/22/14	20	1.44	21.44
PV	18	Sammie CLARK	SR	4.14m 13-7	3/22/14	4	0.36	4.36
SP	21	Brittany MANN	FR	16.27m 53-4½	3/22/14	2.5	0.29	2.79
Scored bests come from PRE-SEASON DATA								
100	2	Jenna PRANDINI	SO	11.14w (2.6)	6/8/13	28	2.50	30.50
200	3	Phyllis FRANCIS	SR	22.77 (1.1)	5/4/13	D	2.25	4.25
200	10	Jenna PRANDINI	SO	23.15 (1.1)	5/4/13	12	0.79	12.79
400	2	Phyllis FRANCIS	SR	50.86	6/8/13	28	3.60	31.60
400	8	Chizoba OKODOGBE	SR	52.22	5/4/13	16	1.08	17.08
800	1	Laura ROESLER	SR	2:00.98	6/8/13	30	3.82	33.82
800	2	Samantha MURPHY	SR	2:02.10	6/8/13	28	2.81	30.81
800	32	Annie LEBLANC	SO	2:06.20	5/25/13	0.6	0.19	0.79
1500	23	Annie LEBLANC	SO	4:17.64	4/18/13	1.5	0.38	1.88
Steeple	17	Megan PATRIGNELLI	SR	10:09.83	5/25/13	4.5	0.51	5.01
4x100	7			43.73	6/8/13	18	1.75	19.75
4x400	1			3:26.73	4/25/13	30	3.08	33.08
HJ	32	Chancey SUMMERS	JR	1.78m 5-10	4/26/13	0.6	0.00	0.60
LJ	34	Jenna PRANDINI	SO	6.15m 20-2½	5/4/13	0.5	0.00	0.50
DISC	28	Laura BOBEK	SR	52.58m 172-6	3/16/13	0.8	0.00	0.80
HT	8	Jillian WEIR	JR	64.70m 212-3	5/4/13	16	1.42	17.42
JAV	13	Liz BRENNER	SO	51.43m 168-9	6/8/13	8	0.85	8.85
Team Total								278.91

"Scrd As", short for "Scored As", Standing used for place points portion of performance's score combining preseason data (when applied) to current season data

Numbers in BLACK are both the performance's actual NCAA rank AND "scored as" rank Numbers in RED indicate actual NCAA rank does not exist or is worse than "scored as" rank Numbers in BLUE indicate actual NCAA rank is better than "scored as" rank

USTFCCCA Non-Member

Non-Member Schools Will NOT be ranked, beginning Week 2



USTFCCCA NCAA Division I National Team Computer Rankings

as of 3/24/2014 4:11:01 PM

2014 Outdoor Track & Field, Preseason

Only those who score >0.01 pts are shown
D denotes multiple-event rule in affect

WOMEN

3



Texas

Big 12 Conference

▲ 12

Event	Scrd As	Athlete	Yr	Scored	Mark	Date	Pl. Pts.	Bonus	TOTAL
Scored bests come from PRE-SEASON DATA									
▶ 100	8	Morolake AKINOSUN	SO	11.29w	(2.8)	3/27/13	16	1.04	17.04
▶ 100	37	Ashley SPENCER	JR	11.46	(0.1)	3/23/13	0.35	0.08	0.43
▶ 100	41	Christy UDOH	SR	11.47w	(3.7)	4/20/13	0.225	0.05	0.27
▶ 100	48	Morgan SNOW	JR	11.51w	(3.7)	4/20/13	0.05	0.00	0.05
▶ 200	7	Ashley SPENCER	JR	23.04	(0.0)	4/5/13	D 18	1.11	3.11
▶ 200	13	Christy UDOH	SR	23.17	(1.1)	4/4/13	8	0.73	8.73
▶ 200	21	Morolake AKINOSUN	SO	23.26	(0.0)	4/5/13	2.5	0.47	2.97
▶ 200	23	Danielle DOWIE	SR	23.33w	(2.8)	4/20/13	1.5	0.34	1.84
▶ 200	46	Courtney OKOLO	SO	23.56	(0.9)	5/25/13	0.1	0.01	0.11
▶ 400	1	Ashley SPENCER	JR	50.28		6/8/13	30	4.71	34.71
▶ 400	4	Courtney OKOLO	SO	51.96		6/8/13	24	1.55	25.55
▶ 400	10	Briana NELSON	SR	52.31		6/8/13	12	0.96	12.96
▶ 400	26	Danielle DOWIE	SR	53.00		4/20/13	0.9	0.28	1.18
▶ 800	47	Katie HOALDRIDGE	SR	2:06.81		4/13/13	0.075	0.02	0.10
▶ 1500	43	Sara SUTHERLAND	SR	4:20.48		3/27/13	0.175	0.00	0.17
▶ 1500	47	Marielle HALL	RS13	4:20.87		5/26/12	0.075	0.00	0.08
▶ 5000	31	Sara SUTHERLAND	SR	16:11.52		4/18/13	0.65	0.14	0.79
▶ 10k	5	Olivia MICKLE	SR	33:29.85		5/4/13	22	1.53	23.53
▶ 100H	5	Morgan SNOW	JR	12.88	(1.7)	6/8/13	22	2.02	24.02
▶ 400H	3	Ashley SPENCER	JR	56.32		4/5/13	D 26	2.82	4.82
▶ 400H	5	Danielle DOWIE	SR	56.58		3/27/13	22	2.37	24.37
▶ 400H	40	Melissa GONZALEZ	SO	59.08		5/25/13	0.25	0.00	0.25
▶ 4x100	5			43.59		3/27/13	22	2.11	24.11
▶ 4x400	5			3:27.65		3/27/13	22	2.66	24.66
▶ HJ	9	Shanay BRISCOE	SR	1.83m	6-0	3/27/13	14	1.07	15.07
▶ PV	6	Kaitlin PETRILLOSE	SO	4.36m	14-3½	5/3/13	20	1.88	21.88

Team Total 272.81

4



Florida

Southeastern Conference

▲ 7

Event	Scrd As	Athlete	Yr	Scored	Mark	Date	Pl. Pts.	Bonus	TOTAL
Scored bests come from PRE-SEASON DATA									
▶ 100	8	Darshay DAVIS	SR	11.29w	(3.8)	5/25/13	16	1.04	17.04
▶ 200	14	Destinee GAUSE	SO	23.19	(1.9)	5/25/13	7	0.67	7.67
▶ 200	36	Ebony EUTSEY	SR	23.50	(1.6)	4/4/13	0.4	0.09	0.49
▶ 200	38	Bridgette OWENS	SR	23.51		3/31/12	0.3	0.08	0.38
▶ 200	48	Darshay DAVIS	SR	23.57	(1.5)	5/25/13	0.05	0.00	0.05
▶ 400	16	Ebony EUTSEY	SR	52.52		6/8/13	5	0.70	5.70
▶ 400	17	Robin REYNOLDS	SO	52.58		5/25/13	4.5	0.63	5.13
▶ 400	19	Lanie WHITTAKER	SR	52.66		5/25/13	3.5	0.54	4.04
▶ 800	42	Agata STRAUSA	SR	2:06.62		4/4/13	0.2	0.08	0.28
▶ 800	49	Cory MCGEE	SR	2:06.83		4/20/13	0.025	0.02	0.04
▶ 1500	2	Cory MCGEE	SR	4:10.55		4/28/13	28	2.74	30.74
▶ 1500	3	Agata STRAUSA	SR	4:11.27		4/28/13	26	2.43	28.43
▶ 1500	34	Shelby HAYES	SR	4:19.89		4/28/13	0.5	0.07	0.57
▶ 5000	28	Agata STRAUSA	SR	16:09.41		5/9/13	0.8	0.21	1.01
▶ 100H	1	Bridgette OWENS	SR	12.71		6/9/12	30	3.15	33.15
▶ 4x100	9			44.23		3/27/13	14	0.77	14.77
▶ 4x400	3			3:27.43		4/4/13	26	2.76	28.76
▶ HJ	16	Taylor BURKE	JR	1.81m	5-11¼	4/27/13	5	0.53	5.53
▶ LJ	20	Robin REYNOLDS	SO	6.25m	20-6¼	4/20/13	3	0.35	3.35
▶ LJ	23	Lorraine GRAHAM	SR	6.23m	20-5¼	3/27/13	1.5	0.26	1.76
▶ LJ	46	Ciarra BREWER	JR	6.09mw	19-11¼	5/9/13	0.1	0.00	0.10
▶ TJ	2	Ciarra BREWER	JR	13.85m	45-5¼	5/9/13	28	4.18	32.18
▶ HT	35	Jayla BOSTIC	SO	59.09m	193-10	5/9/13	0.45	0.00	0.45
▶ JAV	2	Marija VUCENOVIC	SO	55.43m	181-10	4/4/13	28	3.16	31.16
▶ JAV	9	Fawn MILLER	JR	52.67m	172-9	5/3/13	14	1.33	15.33
▶ HEPT	30	Lorraine GRAHAM	SR	5,239		5/9/13	0.7	0.00	0.70

Team Total 268.84

"Scrd As", short for "Scored As", Standing used for place points portion of performance's score combining preseason data (when applied) to current season data

Numbers in BLACK are both the performance's actual NCAA rank AND "scored as" rank Numbers in RED indicate actual NCAA rank does not exist or is worse than "scored as" rank Numbers in BLUE indicate actual NCAA rank is better than "scored as" rank

USTFCCCA Non-Member

Non-Member Schools Will NOT be ranked, beginning Week 2



USTFCCCA NCAA Division I National Team Computer Rankings

as of 3/24/2014 4:11:01 PM

2014 Outdoor Track & Field, Preseason

Only those who score >0.01 pts are shown
D denotes multiple-event rule in affect

WOMEN

5



Kentucky

Southeastern Conference

Event	Scrd As	Athlete	Yr	Scored Mark	Date	Pl. Pts.	Bonus	TOTAL
Scored bests come from CURRENT season								
200	42	Keilah TYSON	JR	23.55 (0.6)	3/21/14	0.2	0.02	0.22
4x400	28	Adair, Saunders, Booker, Whaley		3:39.18	3/21/14	0.8	0.00	0.80
LJ	18	Sha'Keela SAUNDERS	FR	6.27m 20-7 (1.6)	3/21/14	4	0.43	4.43
Scored bests come from PRE-SEASON DATA								
100	6	Dezerea BRYANT	JR	11.26w (3.6)	5/25/13	20	1.25	21.25
100	21	Keilah TYSON	JR	11.37w (3.8)	5/25/13	2.5	0.50	3.00
200	2	Dezerea BRYANT	JR	22.54w (3.5)	6/8/13	28	3.29	31.29
400	19	Morganne PHILLIPS	SO	52.66	4/13/13	3.5	0.54	4.04
1500	21	Cally MACUMBER	SR	4:17.18	4/19/13	D 2.5	0.44	2.44
1500	27	Allison PEARE	SR	4:18.66	5/25/13	0.85	0.23	1.08
1500	35	Chelsea OSWALD	SR	4:19.99	4/13/13	0.45	0.05	0.50
5000	8	Chelsea OSWALD	SR	15:49.57	3/29/13	16	1.19	17.19
5000	21	Cally MACUMBER	SR	16:04.24	3/29/13	2.5	0.38	2.88
10k	10	Chelsea OSWALD	SR	33:37.87	5/25/13	12	1.28	13.28
10k	39	Cally MACUMBER	SR	34:44.34	5/9/13	0.275	0.00	0.28
100H	4	Kendra HARRISON	JR	12.87w (3.1)	4/6/13	24	2.08	26.08
100H	14	Kayla PARKER	SR	13.16w (2.8)	6/8/13	7	0.68	7.68
400H	1	Kendra HARRISON	JR	55.75	6/8/13	30	3.83	33.83
400H	24	Leah NUGENT	JR	58.47	4/18/13	1	0.32	1.32
4x100	17			44.44	4/25/13	4.5	0.53	5.03
HJ	46	Joanne IMBERT	JR	1.76m 5-9½	4/13/13	0.1	0.00	0.10
LJ	15	Kenyattia HACKWORTH	RS13	6.31m 20-8½	5/26/12	6	0.60	6.60
DISC	5	Becky FAMUREWA	SO	57.09m 187-3	4/13/13	22	2.10	24.10
Team Total								207.44

6



Georgia

Southeastern Conference

▲ 5

Event	Scrd As	Athlete	Yr	Scored Mark	Date	Pl. Pts.	Bonus	TOTAL
Scored bests come from CURRENT season								
LJ	4	Chanice PORTER	SO	6.53m 21-5¼ (1.0)	3/20/14	24	2.52	26.52
HT	49	Asianna COVINGTON	FR	57.60m 188-11	3/21/14	0.025	0.00	0.03
Scored bests come from PRE-SEASON DATA								
800	4	Megan MALASARTE	SR	2:03.23	5/9/13	24	1.82	25.82
1500	5	Carly HAMILTON	JR	4:12.15	4/24/13	22	2.06	24.06
4x100	10			44.25	4/12/13	12	0.74	12.74
HJ	3	Leontia KALLENNOU	SO	1.86m 6-1¼	6/8/13	26	2.54	28.54
PV	8	Morgann LELEUX	JR	4.32m 14-2	4/12/13	16	1.47	17.47
SP	25	Hilenn JAMES	SR	16.18m 53-1	5/9/13	0.95	0.17	1.12
HT	16	Elizabeth TEPE	SR	61.98m 203-4	5/9/13	5	0.43	5.43
JAV	3	Freya JONES	SO	54.95m 180-3	6/8/13	26	2.77	28.77
Team Total								170.48

"Scrd As", short for "Scored As", Standing used for place points portion of performance's score combining preseason data (when applied) to current season data

Numbers in BLACK are both the performance's actual NCAA rank AND "scored as" rank Numbers in RED indicate actual NCAA rank does not exist or is worse than "scored as" rank Numbers in BLUE indicate actual NCAA rank is better than "scored as" rank

USTFCCCA Non-Member

Non-Member Schools Will NOT be ranked, beginning Week 2



USTFCCCA NCAA Division I National Team Computer Rankings

as of 3/24/2014 4:11:01 PM

2014 Outdoor Track & Field, Preseason

Only those who score >0.01 pts are shown
D denotes multiple-event rule in affect

WOMEN

7



Southern California

Pac-12 Conference

▲ 14

Event	Scrd As	Athlete	Yr	Scored	Mark	Date	Pl. Pts.	Bonus	TOTAL
Scored bests come from CURRENT season									
100	28	Jessica DAVIS	SR	11.42	(1.0)	3/22/14	0.8	0.22	1.02
100H	22	Lauren BLACKBURN	SR	13.34	(1.1)	3/22/14	2	0.30	2.30
400H	21	Jaide STEPTER	SO	58.39		3/22/14	2.5	0.37	2.87
400H	37	Amalie IUDEL	FR	58.98		3/22/14	0.35	0.04	0.39
DISC	4	Alexandra COLLATZ	JR	57.15m	187-6	3/8/14	24	2.16	26.16
DISC	38	Tera NOVY	SO	51.42m	168-8	3/8/14	0.3	0.00	0.30
HT	22	Lauren CHAMBERS	SR	61.43m	201-6	3/15/14	2	0.26	2.26
Scored bests come from PRE-SEASON DATA									
100	14	Alexis FAULKNER	SO	11.33w	(3.9)	5/25/13	7	0.77	7.77
100	28	Tynia GAITHER	SO	11.42	(2.0)	5/25/13	0.8	0.22	1.02
100	43	Akawkaw (Coco) NDIPAGBOR	JR	11.48	(1.7)	4/26/13	0.175	0.02	0.19
200	17	Tynia GAITHER	SO	23.21w	(3.1)	4/12/13	4.5	0.62	5.12
200	30	Jessica DAVIS	SR	23.41	(0.6)	3/22/13	0.7	0.22	0.92
200	32	Akawkaw (Coco) NDIPAGBOR	JR	23.46w	(2.2)	6/8/13	0.6	0.15	0.75
200	34	Jenna PUTERBAUGH	SR	23.48	(0.6)	3/22/13	0.5	0.12	0.62
200	42	Alexis FAULKNER	SO	23.55	(-0.6)	5/9/13	0.2	0.02	0.22
400	22	Vanessa JONES	JR	52.89		5/4/13	2	0.35	2.35
400	27	Ashley LIVERPOOL	SR	53.04		5/4/13	0.85	0.26	1.11
100H	26	Melia COX	JR	13.37	(1.9)	4/18/13	0.9	0.24	1.14
4x100	8			43.86		4/26/13	16	1.41	17.41
4x400	11			3:32.31		5/25/13	10	0.99	10.99
LJ	2	Alexis FAULKNER	SO	6.56mw	21-6½	5/9/13	28	2.89	30.89
TJ	8	Melia COX	JR	13.22mw	43-4½	6/8/13	16	1.25	17.25
TJ	32	Oluwakemi OLONADE	SR	12.71m	41-8½	4/26/13	0.6	0.05	0.65
HT	4	Jenny OZORAI	SR	66.60m	218-6	4/26/13	24	2.61	26.61
Team Total								160.30	

8



LSU

Southeastern Conference

▼ 4

Event	Scrd As	Athlete	Yr	Scored	Mark	Date	Pl. Pts.	Bonus	TOTAL
Scored bests come from CURRENT season									
JAV	16	Rebekah WALES	FR	50.87m	166-10	3/22/14	5	0.69	5.69
Scored bests come from PRE-SEASON DATA									
100	10	Takeia PINCKNEY	SR	11.30w	(3.8)	5/25/13	12	0.97	12.97
100	26	Toshika SYLVESTER	SR	11.41w	(3.8)	5/25/13	0.9	0.25	1.15
100H	5	Jasmin STOWERS	SR	12.88w	(2.1)	3/27/13	22	2.02	24.02
100H	28	Chanice CHASE	JR	13.39w	(3.2)	5/9/13	0.8	0.20	1.00
400H	4	Nikita TRACEY	SR	56.51		4/20/13	24	2.49	26.49
400H	33	Chanice CHASE	JR	58.72		4/20/13	0.55	0.18	0.73
4x100	3			43.44		6/8/13	26	2.50	28.50
4x400	8			3:31.94		5/9/13	16	1.10	17.10
HJ	32	Lynnika PITTS	SR	1.78m	5-10	4/6/13	0.6	0.00	0.60
LJ	18	Keri EMANUEL	SR	6.27mw	20-7	5/9/13	4	0.43	4.43
TJ	21	Keri EMANUEL	SR	12.85m	42-2	5/9/13	2.5	0.32	2.82
TJ	33	Lynnika PITTS	SR	12.69m	41-7¾	4/13/13	0.55	0.02	0.57
SP	7	Tori BLISS	JR	17.04m	55-11	4/13/13	18	1.56	19.56
HT	19	Denise HINTON	SR	61.58m	202-0	5/9/13	3.5	0.31	3.81
HT	23	Karen HENNING	SR	61.27m	201-0	3/27/13	1.5	0.21	1.71
JAV	49	Doren WELCH	SO	46.70m	153-2	3/16/13	0.025	0.00	0.03
HEPT	27	Therese JERNBECK	SO	5,261		3/27/13	0.85	0.04	0.89
Team Total								152.05	

"Scrd As", short for "Scored As", Standing used for place points portion of performance's score combining preseason data (when applied) to current season data

Numbers in BLACK are both the performance's actual NCAA rank AND "scored as" rank Numbers in RED indicate actual NCAA rank does not exist or is worse than "scored as" rank Numbers in BLUE indicate actual NCAA rank is better than "scored as" rank

USTFCCCA Non-Member

Non-Member Schools Will NOT be ranked, beginning Week 2



2014 Outdoor Track & Field, Preseason

Only those who score >0.01 pts are shown
D denotes multiple-event rule in affect

WOMEN

9



Arizona

Pac-12 Conference

▼ 3

Event	Scrd As	Athlete	Yr	Scored Mark	Date	Pl. Pts.	Bonus	TOTAL
-------	---------	---------	----	-------------	------	----------	-------	-------

Scored bests come from CURRENT season

▶ 4x100	36	Pridgett, Poston, Hicks, Haggard		45.61	3/21/14	0.4	0.00	0.40
---------	----	----------------------------------	--	-------	---------	-----	------	------

Scored bests come from PRE-SEASON DATA

▶ 100	41	Germe POSTON	SR	11.47	(0.0)	4/6/13	0.225	0.05	0.27
▶ 200	36	Shapri ROMERO	SR	23.50	(-0.8)	4/6/13	0.4	0.09	0.49
▶ 200	42	Germe POSTON	SR	23.55	(-0.8)	4/6/13	0.2	0.02	0.22
▶ 400	13	Shapri ROMERO	SR	52.37		4/6/13	8	0.88	8.88
▶ 800	33	Meg BELLINO	SR	2:06.21		5/25/13	0.55	0.19	0.74
▶ 1500	36	Nicci CORBIN	SO	4:20.05		5/4/13	0.4	0.05	0.45
▶ Steeple	22	Clea FORMAZ	JR	10:12.96		4/18/13	2	0.36	2.36
▶ 5000	14	Elvin KIBET	RS13	15:57.20		4/19/12	7	0.68	7.68
▶ 5000	22	Nicci CORBIN	SO	16:04.26		4/18/13	2	0.38	2.38
▶ 10k	2	Elvin KIBET	RS13	33:02.04		6/9/12	28	2.73	30.73
▶ 4x400	10			3:32.25		6/8/13	12	1.01	13.01
▶ SP	2	Julie LABONTE	SR	17.58m	57-8½	3/15/13	28	3.24	31.24
▶ SP	10	Baillie GIBSON	JR	16.87m	55-4½	4/18/13	12	1.12	13.12
▶ SP	23	Omotayo TALABI	SR	16.21m	53-2½	3/29/13	1.5	0.21	1.71
▶ DISC	7	Julie LABONTE	SR	56.79m	186-4	5/4/13	18	1.83	19.83
▶ DISC	14	Baillie GIBSON	JR	55.01m	180-5	5/4/13	7	0.73	7.73
▶ HT	12	Baillie GIBSON	JR	63.68m	208-11	5/4/13	9	0.93	9.93
▶ HEPT	41	Amber PASSALAQUA	RS13	5,096		5/5/12	0.225	0.00	0.22

Team Total 151.40

10



Kansas

Big 12 Conference

▼ 9

Event	Scrd As	Athlete	Yr	Scored Mark	Date	Pl. Pts.	Bonus	TOTAL
-------	---------	---------	----	-------------	------	----------	-------	-------

Scored bests come from PRE-SEASON DATA

▶ 100	21	Diamond DIXON	SR	11.37w	(4.0)	4/13/13	2.5	0.50	3.00
▶ 200	27	Diamond DIXON	SR	23.38	(1.6)	5/3/13	0.85	0.26	1.11
▶ 400	3	Diamond DIXON	SR	51.73		5/3/13	26	1.97	27.97
▶ 4x100	4			43.56		5/25/13	24	2.18	26.18
▶ 4x400	7			3:30.73		5/3/13	18	1.46	19.46
▶ LJ	11	Sydney CONLEY	SO	6.35m	20-10	4/13/13	10	0.83	10.83
▶ SP	20	Anastasiya MUCHKAYEV	SO	16.28m	53-5	3/31/13	3	0.31	3.31
▶ SP	38	Jessica MAROSZEK	SR	15.81m	51-10½	5/3/13	0.3	0.00	0.30
▶ DISC	6	Jessica MAROSZEK	SR	56.81m	186-4	5/3/13	20	1.85	21.85
▶ DISC	29	Anastasiya MUCHKAYEV	SO	52.57m	172-5	3/31/13	0.75	0.00	0.75
▶ HT	14	Daina LEVY	SO	63.16m	207-2	5/25/13	7	0.78	7.78
▶ HEPT	3	Lindsay VOLLMER	JR	5,644		5/3/13	26	2.71	28.71

Team Total 151.25

11



San Diego State

Mountain West Conference

▲ 12

Event	Scrd As	Athlete	Yr	Scored Mark	Date	Pl. Pts.	Bonus	TOTAL
-------	---------	---------	----	-------------	------	----------	-------	-------

Scored bests come from PRE-SEASON DATA

▶ 100	12	LaQuisha JACKSON	SO	11.31w	(2.7)	5/8/13	9	0.90	9.90
▶ 200	19	LaQuisha JACKSON	SO	23.23	(0.1)	5/8/13	3.5	0.56	4.06
▶ 100H	33	Allison REASER	SR	13.41	(2.0)	5/8/13	0.55	0.15	0.70
▶ 100H	39	Kristen BROWN	JR	13.46w	(2.3)	4/18/13	0.275	0.05	0.33
▶ 400H	31	Allison REASER	SR	58.65		4/18/13	0.65	0.22	0.87
▶ 4x400	25			3:35.41		5/8/13	0.95	0.28	1.23
▶ PV	11	Kristen BROWN	JR	4.27m	14-0	3/9/13	10	1.01	11.01
▶ LJ	17	Shanieka THOMAS	SR	6.28mw	20-7½	5/8/13	4.5	0.48	4.98
▶ LJ	44	Nicole OUDENAARDEN	SO	6.10mw	20-¼	4/17/13	0.15	0.00	0.15
▶ TJ	1	Shanieka THOMAS	SR	14.15m	46-5½	5/8/13	30	5.82	35.82
▶ DISC	11	Jasmine BURRELL	JR	55.31m	181-5	5/8/13	10	0.87	10.87
▶ HEPT	2	Nicole OUDENAARDEN	SO	5,774		4/17/13	28	4.29	32.29
▶ HEPT	5	Allison REASER	SR	5,612		5/8/13	22	2.32	24.32
▶ HEPT	31	Brittany BOZEMAN	SR	5,221		5/8/13	0.65	0.00	0.65

Team Total 137.19

"Scrd As", short for "Scored As", Standing used for place points portion of performance's score combining preseason data (when applied) to current season data

Numbers in BLACK are both the performance's actual NCAA rank AND "scored as" rank Numbers in RED indicate actual NCAA rank does not exist or is worse than "scored as" rank Numbers in BLUE indicate actual NCAA rank is better than "scored as" rank

USTFCCCA Non-Member

Non-Member Schools Will NOT be ranked, beginning Week 2



USTFCCCA NCAA Division I National Team Computer Rankings

as of 3/24/2014 4:11:02 PM

2014 Outdoor Track & Field, Preseason

Only those who score >0.01 pts are shown
D denotes multiple-event rule in affect

WOMEN

12



Florida State

Atlantic Coast Conference

17

Event	Scrd As	Athlete	Yr	Scored Mark		Date	Pl. Pts.	Bonus	TOTAL	
Scored bests come from CURRENT season										
▶ 100	43	Marecia PEMBERTON	SR	11.48	(0.5)	3/21/14	0.175	0.02	0.19	
▶ 4x100	12	Pemberton, Zagre, Freeman, Pierce		44.29		3/21/14	9	0.67	9.67	
▶ 4x400	34	Chandler, Ariol, Over		3:41.77		3/21/14	0.5	0.00	0.50	
▶ PV	43	Hannah ACTON	SO	4.02m	13-2½	3/21/14	0.175	0.00	0.17	
▶ JAV	15	Chelsea WHALEN	SR	50.99m	167-3	3/21/14	6	0.72	6.72	
Scored bests come from PRE-SEASON DATA										
▶ 400	29	Elizabeth ICHITE	SR	53.07		4/18/13	0.75	0.24	0.99	
▶ 400	45	Sage WATSON	SO	53.54		4/12/13	0.125	0.00	0.13	
▶ 1500	8	Georgia PEEL	SO	4:14.40		4/12/13	16	1.18	17.18	
▶ 1500	12	Colleen QUIGLEY	JR	4:15.05		5/10/13	D	9	1.00	3.00
▶ 1500	14	Linden HALL	JR	4:15.51		6/8/13	7	0.87	7.87	
▶ Steeple	1	Colleen QUIGLEY	JR	9:38.23		6/8/13	30	4.77	34.77	
▶ 5000	15	Colleen QUIGLEY	JR	15:58.90		4/18/13	D	6	0.57	2.57
▶ 100H	10	Anne ZAGRE	SR	13.01	(1.2)	6/8/13	12	1.25	13.25	
▶ 400H	15	Sage WATSON	SO	58.20		4/4/13	6	0.47	6.47	
▶ LJ	31	Der'Renae FREEMAN	SO	6.17mw	20-3	4/18/13	0.65	0.01	0.66	
▶ LJ	40	Maryke BRITS	SO	6.13m	20-1½	4/18/13	0.25	0.00	0.25	
▶ SP	17	Chelsea WHALEN	SR	16.45m	53-11½	5/10/13	4.5	0.53	5.03	
▶ DISC	8	Kellion KNIBB	SO	55.68m	182-8	5/10/13	16	1.10	17.10	
▶ HT	18	Katja VANGSNES		61.66m	202-3	5/25/13	4	0.33	4.33	
Team Total							130.86			

13



UCLA

Pac-12 Conference

7

Event	Scrd As	Athlete	Yr	Scored Mark	Date	Pl. Pts.	Bonus	TOTAL
Scored bests come from CURRENT season								
PV	48	Natasha KOLBO	SR	4.00m 13-1½	3/9/14	0.05	0.00	0.05
Scored bests come from PRE-SEASON DATA								
100	13	Kylie PRICE	JR	11.32w (3.0)	5/25/13	8	0.84	8.84
100	28	Brea BUCHANAN	JR	11.42w (2.8)	5/4/13	0.8	0.22	1.02
100H	2	Brea BUCHANAN	JR	12.77 (0.1)	5/4/13	28	2.75	30.75
100H	31	Trinity WILSON	SO	13.40w (3.6)	5/4/13	0.65	0.18	0.83
LJ	3	Kylie PRICE	JR	6.55mw 21-6	5/4/13	26	2.76	28.76
TJ	35	Faith ANUMBA	JR	12.67m 41-7	3/27/13	0.45	0.00	0.45
HT	2	Ida STORM	SR	68.05m 223-3	4/18/13	28	3.85	31.85
HEPT	4	Tatum SOUZA	SR	5,624	5/4/13	24	2.46	26.46
Team Total								129.00

14



Arkansas

Southeastern Conference

6

Event	Scrd As	Athlete	Yr	Scored Mark	Date	Pl. Pts.	Bonus	TOTAL	
Scored bests come from PRE-SEASON DATA									
▶ 400	31	Chrishuna WILLIAMS	JR	53.21	5/25/13	0.65	0.16	0.81	
▶ 800	7	Stephanie BROWN	SR	2:04.35	4/28/13	18	1.09	19.09	
▶ 1500	10	Stephanie BROWN	SR	4:14.58	6/8/13	D	12	1.13	3.13
▶ Steeple	6	Grace HEYMSFIELD	SR	9:57.18	6/8/13	20	1.77	21.77	
▶ Steeple	18	Shannon KLENKE	JR	10:10.11	5/25/13	4	0.50	4.50	
▶ Steeple	18	Jessica KAMILOS	SO	10:10.11	5/9/13	4	0.50	4.50	
▶ 5000	19	Diane ROBISON	JR	16:01.94	4/28/13	3.5	0.46	3.96	
▶ 5000	39	Shannon KLENKE	JR	16:15.09	4/18/13	0.275	0.03	0.30	
▶ 5000	44	Grace HEYMSFIELD	SR	16:15.75	5/9/13	0.15	0.00	0.15	
▶ 10k	30	Diane ROBISON	JR	34:30.93	5/9/13	0.7	0.18	0.88	
▶ 100H	12	Ivanique KEMP	SR	13.10w (3.8)	5/9/13	9	0.86	9.86	
▶ 4x100	23			44.63	3/23/13	1.5	0.37	1.87	
▶ 4x400	2			3:27.09	6/8/13	28	2.92	30.92	
▶ HJ	41	Kirsten HESSELTINE	SR	1.77m 5-9½	6/8/13	0.225	0.00	0.22	
▶ PV	21	Danielle NOWELL	SR	4.11m 13-5½	4/5/13	2.5	0.21	2.71	
▶ LJ	40	Tamara MYERS	JR	6.13m 20-1½	4/13/13	0.25	0.00	0.25	
▶ TJ	5	Tamara MYERS	JR	13.28m 43-7	6/8/13	22	1.48	23.48	
Team Total								128.40	

"Scrd As", short for "Scored As", Standing used for place points portion of performance's score combining preseason data (when applied) to current season data

Numbers in BLACK are both the performance's actual NCAA rank AND "scored as" rank Numbers in RED indicate actual NCAA rank does not exist or is worse than "scored as" rank Numbers in BLUE indicate actual NCAA rank is better than "scored as" rank

USTFCCCA Non-Member

Non-Member Schools Will NOT be ranked, beginning Week 2



USTFCCCA NCAA Division I National Team Computer Rankings

as of 3/24/2014 4:11:02 PM

2014 Outdoor Track & Field, Preseason

Only those who score >0.01 pts are shown
D denotes multiple-event rule in affect

WOMEN

15



Stanford

Pac-12 Conference

▼ 9

Event	Scrd As	Athlete	Yr	Scored Mark	Date	Pl. Pts.	Bonus	TOTAL
Scored bests come from CURRENT season								
DISC	3	Valarie ALLMAN	FR	57.17m	187-6	3/8/14	26	2.18 28.18
JAV	28	Megan GLASMANN	SO	48.71m	159-9	3/22/14	0.8	0.05 0.85
Scored bests come from PRE-SEASON DATA								
800	3	Amy WEISSENBACH	SO	2:02.29	6/8/13	26	2.64	28.64
1500	22	Amy WEISSENBACH	SO	4:17.40	3/29/13	D	2	0.41 2.41
5000	13	Jessica TONN	SR	15:54.90	4/28/13	8	0.83	8.83
5000	43	Aisling CUFFE	JR	16:15.53	5/25/13	0.175	0.01	0.19
10k	37	Jessica TONN	SR	34:41.68	5/4/13	0.35	0.03	0.38
4x400	14			3:32.65	5/25/13	7	0.89	7.89
SP	14	Alyssa WISDOM	SR	16.58m	54-4	4/25/13	7	0.70 7.70
DISC	15	Rebecca HAMMAR	JR	54.83m	179-10	4/20/13	6	0.67 6.67
JAV	1	Brianna BAIN	JR	56.03m	183-10	4/20/13	30	3.66 33.66
Team Total								125.40

16



Texas Tech

Big 12 Conference

▲ 33

Event	Scrd As	Athlete	Yr	Scored Mark	Date	Pl. Pts.	Bonus	TOTAL
Scored bests come from CURRENT season								
100H	14	Le'Tristan PLEDGER	SO	13.16	(0.1)	3/21/14	7	0.68 7.68
HJ	41	Michaela PALU	JR	1.77m	5-9	3/21/14	0.225	0.00 0.22
DISC	49	Hannah CARSON	SO	50.92m	167-0	3/21/14	0.025	0.00 0.03
JAV	7	Hannah CARSON	SO	53.15m	174-4	3/21/14	18	1.60 19.60
Scored bests come from PRE-SEASON DATA								
100	1	Cierra WHITE	JR	11.09	(1.9)	4/25/13	30	3.02 33.02
200	4	Cierra WHITE	JR	22.89	(1.6)	5/3/13	24	1.72 25.72
400	37	Christen RIVERS	JR	53.35		5/25/13	0.35	0.08 0.43
Steeple	40	Sharlene NICKLE	SR	10:25.41		5/25/13	0.25	0.00 0.25
4x100	20			44.57		4/6/13	3	0.42 3.42
4x400	16			3:33.25		4/18/13	5	0.71 5.71
LJ	10	Le'Tristan PLEDGER	SO	6.37m	20-10	5/25/13	12	1.00 13.00
TJ	36	Avril MCGHEE	JR	12.63mw	41-5	5/3/13	0.4	0.00 0.40
Team Total								109.48

17



Penn State

Big Ten Conference

▲ 12

Event	Scrd As	Athlete	Yr	Scored Mark	Date	Pl. Pts.	Bonus	TOTAL
Scored bests come from PRE-SEASON DATA								
100	10	Mahagony JONES	SR	11.30w	(3.9)	5/25/13	12	0.97 12.97
200	8	Mahagony JONES	SR	23.05w	(2.2)	6/8/13	16	1.08 17.08
Steeple	45	Abbie BENSON	JR	10:26.44		4/13/13	0.125	0.00 0.13
100H	11	Evonne BRITTON	SR	13.06	(1.2)	6/8/13	10	1.03 11.03
400H	16	Kiah SEYMOUR	SO	58.22		5/25/13	5	0.46 5.46
400H	27	Evonne BRITTON	SR	58.56		4/25/13	0.85	0.27 1.12
4x400	17			3:33.47		4/25/13	4.5	0.65 5.15
HJ	21	Erika MORGAN	SR	1.80m	5-10	4/25/13	2.5	0.34 2.84
TJ	30	Marlene RICKETTS	SR	12.73mw	41-9	4/20/13	0.7	0.09 0.79
HT	26	Melissa KURZDORFER	SR	60.96m	200-0	4/6/13	0.9	0.12 1.02
JAV	4	Lauren KENNEY	JR	54.02m	177-2	5/25/13	24	2.09 26.09
JAV	5	Laura LOHT	SR	53.88m	176-9	6/8/13	22	2.02 24.02
HEPT	43	Brittney HOWELL	SR	5,084		4/25/13	0.175	0.00 0.17
Team Total								107.88

18



Notre Dame

Atlantic Coast Conference

▲ 21

Event	Scrd As	Athlete	Yr	Scored Mark	Date	Pl. Pts.	Bonus	TOTAL
Scored bests come from PRE-SEASON DATA								
400	7	Michelle BROWN	SR	52.19		5/3/13	18	1.14 19.14
400	9	Margaret BAMGBOSE	SO	52.25		5/3/13	14	1.03 15.03
800	38	Danielle ARAGON	SO	2:06.40		3/29/13	0.3	0.14 0.44
1500	16	Kelly CURRAN	SR	4:16.09		5/25/13	5	0.71 5.71
1500	28	Danielle ARAGON	SO	4:18.79		4/24/13	0.8	0.22 1.02
1500	32	Alexa ARAGON	SR	4:19.56		4/24/13	0.6	0.11 0.71
Steeple	5	Alexa ARAGON	SR	9:56.21		6/8/13	22	1.92 23.92
5000	23	Molly SEIDEL	SO	16:05.33		3/29/13	1.5	0.34 1.84
100H	9	Jade BARBER	JR	13.00	(0.7)	5/25/13	14	1.29 15.29
400H	20	Megan YANIK	SR	58.36		5/25/13	3	0.38 3.38
4x400	12			3:32.43		5/25/13	9	0.95 9.95
HEPT	13	Carly LOEFFEL	JR	5,411		5/3/13	8	0.67 8.67
Team Total								105.11

"Scrd As", short for "Scored As", Standing used for place points portion of performance's score combining preseason data (when applied) to current season data

Numbers in BLACK are both the performance's actual NCAA rank AND "scored as" rank Numbers in RED indicate actual NCAA rank does not exist or is worse than "scored as" rank Numbers in BLUE indicate actual NCAA rank is better than "scored as" rank

USTFCCCA Non-Member

Non-Member Schools Will NOT be ranked, beginning Week 2



USTFCCCA NCAA Division I National Team Computer Rankings

as of 3/24/2014 4:11:02 PM

2014 Outdoor Track & Field, Preseason

Only those who score >0.01 pts are shown
D denotes multiple-event rule in affect

WOMEN

19



Washington

Pac-12 Conference

▲10

Event	Scrd As	Athlete	Yr	Scored Mark	Date	Pl. Pts.	Bonus	TOTAL
-------	---------	---------	----	-------------	------	----------	-------	-------

Scored bests come from CURRENT season

▶ 1500	44	Katie FLOOD	JR	4:20.57	3/22/14	0.15	0.00	0.15
▶ PV	11	Diamara PLANELL CRUZ	JR	4.27m 14-0	3/22/14	10	1.01	11.01

Scored bests come from PRE-SEASON DATA

▶ 800	21	Baylee MIRES	JR	2:05.34	5/25/13	2.5	0.52	3.02
▶ 1500	41	Megan GOETHALS	SR	4:20.38	4/27/13	0.225	0.00	0.23
▶ 1500	48	Eleanor FULTON	JR	4:20.88	5/25/13	0.05	0.00	0.05
▶ Steeple	16	Liberty MILLER	JR	10:08.77	5/25/13	5	0.56	5.56
▶ 5000	2	Megan GOETHALS	SR	15:33.63	4/18/13	28	2.81	30.81
▶ 10k	1	Megan GOETHALS	SR	32:52.78	3/29/13	30	3.17	33.17
▶ 400H	11	Gianna WOODRUFF	JR	57.88	5/25/13	10	0.72	10.72
▶ 400H	12	Kayla STUECKLE	SR	57.90	5/25/13	9	0.70	9.70
▶ PV	36	Kristina OWSINSKI	SO	4.07m 13-4½	5/4/13	0.4	0.01	0.41

Team Total 104.83

20



South Carolina

Southeastern Conference

▲25

Event	Scrd As	Athlete	Yr	Scored Mark	Date	Pl. Pts.	Bonus	TOTAL
-------	---------	---------	----	-------------	------	----------	-------	-------

Scored bests come from CURRENT season

▶ 400	22	Precious HOLMES	FR	52.89	3/20/14	2	0.35	2.35
▶ TJ	43	Natasha DICKS	FR	12.59m 41-3¾ (1.3)	3/20/14	0.175	0.00	0.17

Scored bests come from PRE-SEASON DATA

▶ 400	5	Erika RUCKER	JR	52.07	5/25/13	22	1.35	23.35
▶ 10k	12	Kayla LAMPE	JR	33:43.95	5/25/13	9	1.09	10.09
▶ 400H	7	Tyler BROCKINGTON	SO	57.40	5/25/13	18	1.26	19.26
▶ 400H	17	Tamera HARRIS	JR	58.25	5/9/13	4.5	0.44	4.94
▶ 4x100	21			44.62	5/25/13	2.5	0.38	2.88
▶ 4x400	23			3:35.19	4/4/13	1.5	0.31	1.81
▶ HJ	1	Jeannelle SCHEPER	SR	1.88m 6-2	4/12/13	30	3.66	33.66
▶ PV	19	Petra OLSEN	SR	4.12m 13-6¾	4/12/13	3.5	0.26	3.76

Team Total 102.28

21



Arizona State

Pac-12 Conference

▼11

Event	Scrd As	Athlete	Yr	Scored Mark	Date	Pl. Pts.	Bonus	TOTAL
-------	---------	---------	----	-------------	------	----------	-------	-------

Scored bests come from CURRENT season

▶ 4x100	29	Gibbs, Herring, Gooden, Franklin		44.95	3/21/14	0.75	0.11	0.86
▶ HT	25	Jessika BYRD		61.10m 200-5	3/21/14	0.95	0.16	1.11

Scored bests come from PRE-SEASON DATA

▶ 200	34	Asia GOODEN	SR	23.48 (1.1)	3/15/13	0.5	0.12	0.62
▶ 400	18	Brianna TATE	JR	52.65	4/27/13	4	0.55	4.55
▶ 800	8	Shelby HOULIHAN	JR	2:04.38	3/22/13	D 16	1.07	3.07
▶ 1500	7	Shelby HOULIHAN	JR	4:13.64	4/5/13	18	1.42	19.42
▶ 5000	45	Shelby HOULIHAN	JR	16:15.85	5/4/13	0.125	0.00	0.13
▶ 4x400	13			3:32.53	5/4/13	8	0.92	8.92
▶ PV	35	Heather ARSENEAU	SR	4.09m 13-5	4/27/13	0.45	0.11	0.56
▶ PV	48	Shaylah SIMPSON	SR	4.00m 13-1½	4/27/13	0.05	0.00	0.05
▶ LJ	34	Alycia HERRING	SR	6.15m 20-2¾	5/25/13	0.5	0.00	0.50
▶ LJ	48	Jasmine GIBBS	SO	6.08mw 19-11½	5/11/13	0.05	0.00	0.05
▶ SP	8	Anna JELMINI	SR	17.01m 55-9¾	5/4/13	16	1.48	17.48
▶ DISC	1	Anna JELMINI	SR	60.61m 198-10	4/5/13	30	5.28	35.28
▶ DISC	45	Alex HARTIG	JR	50.98m 167-3	3/22/13	0.125	0.00	0.13

Team Total 92.72

22



Providence

BIG EAST Conference

▲27

Event	Scrd As	Athlete	Yr	Scored Mark	Date	Pl. Pts.	Bonus	TOTAL
-------	---------	---------	----	-------------	------	----------	-------	-------

Scored bests come from PRE-SEASON DATA

▶ Steeple	10	Shelby GREANY	SR	10:02.49	6/8/13	12	1.12	13.12
▶ 5000	3	Emily SISSON	SR	15:39.80	4/18/13	26	2.17	28.17
▶ 5000	11	Laura NAGEL	JR	15:50.36	4/4/13	10	1.14	11.14
▶ 10k	3	Emily SISSON	SR	33:02.88	5/3/13	26	2.69	28.69
▶ 10k	13	Laura NAGEL	JR	33:46.69	4/18/13	8	1.01	9.01

Team Total 90.12

"Scrd As", short for "Scored As", Standing used for place points portion of performance's score combining preseason data (when applied) to current season data

Numbers in BLACK are both the performance's actual NCAA rank AND "scored as" rank Numbers in RED indicate actual NCAA rank does not exist or is worse than "scored as" rank Numbers in BLUE indicate actual NCAA rank is better than "scored as" rank

USTFCCCA Non-Member

Non-Member Schools Will NOT be ranked, beginning Week 2



USTFCCCA NCAA Division I National Team Computer Rankings

as of 3/24/2014 4:11:02 PM

2014 Outdoor Track & Field, Preseason

Only those who score >0.01 pts are shown
D denotes multiple-event rule in affect

WOMEN

23



UCF

American Athletic Conference

▼18

Event	Scrd As	Athlete	Yr	Scored Mark	Date	Pl. Pts.	Bonus	TOTAL
Scored bests come from PRE-SEASON DATA								
▶ 100	21	Briana VAUGHN	SO	11.37w (3.9)	3/15/13	2.5	0.50	3.00
▶ 400	15	Afia CHARLES	SR	52.49	5/9/13	6	0.74	6.74
▶ 800	35	Ne'Ausha LOGAN	SR	2:06.37	4/13/13	0.45	0.15	0.60
▶ 400H	6	Sandy JEAN-CLAUDE	JR	57.07	5/25/13	20	1.63	21.63
▶ 4x100	2			43.15	6/8/13	28	3.26	31.26
▶ LJ	5	Jen CLAYTON	SR	6.49m 21-3½	5/9/13	22	2.02	24.02
▶ TJ	45	Jen CLAYTON	SR	12.58m 41-3½	5/9/13	0.125	0.00	0.13
Team Total								87.37

24



Connecticut

American Athletic Conference

Event	Scrd As	Athlete	Yr	Scored Mark	Date	Pl. Pts.	Bonus	TOTAL
Scored bests come from CURRENT season								
▶ 4x100	47	Anderson, Emerson, Smith-Jenkins, Bowens		46.05	3/21/14	0.075	0.00	0.08
▶ 4x400	26	Emerson, Smith-Jenkins, Taft, Dismuke		3:36.35	3/21/14	0.9	0.15	1.05
Scored bests come from PRE-SEASON DATA								
▶ 400	30	Celina EMERSON	SR	53.08	5/3/13	0.7	0.24	0.94
▶ 800	9	Brigitte MANIA	SR	2:04.40	5/10/13	14	1.06	15.06
▶ 1500	18	Julia ZRINYI	SO	4:16.49	5/25/13	4	0.60	4.60
▶ 5000	47	Allison LASNICKI	JR	16:16.15	3/29/13	0.075	0.00	0.08
▶ 10k	7	Allison LASNICKI	JR	33:36.11	5/25/13	18	1.33	19.33
▶ 10k	14	Lauren SARA	JR	33:48.48	3/29/13	7	0.95	7.95
▶ HJ	4	Ilva BIKANOVA	SR	1.85m 6-¾	5/3/13	24	1.98	25.98
▶ HJ	21	Natasha MCLAREN	JR	1.80m 5-10½	4/28/13	2.5	0.34	2.84
▶ HEPT	39	Saija BIKANOVA	SO	5,118	5/3/13	0.275	0.00	0.28
Team Total								78.17

25



Baylor

Big 12 Conference

Event	Scrd As	Athlete	Yr	Scored Mark	Date	Pl. Pts.	Bonus	TOTAL
Scored bests come from CURRENT season								
▶ 100H	40	Taije JORDAN	SO	13.47w (3.6)	3/20/14	0.25	0.03	0.28
▶ 4x100	43	Jones, Fields, Nichols, Dayries		45.91	3/20/14	0.175	0.00	0.18
▶ PV	25	Annie RHODES	FR	4.10m 13-5¼	3/20/14	0.95	0.16	1.11
Scored bests come from PRE-SEASON DATA								
▶ 100	37	Ashley FIELDS	SO	11.46w (3.8)	5/25/13	0.35	0.08	0.43
▶ 200	6	Ashley FIELDS	SO	22.98w (3.2)	3/14/13	20	1.32	21.32
▶ 200	31	Justise DAYRIES	SO	23.45w (3.2)	3/14/13	0.65	0.16	0.81
▶ 400	42	Raena RHONE	JR	53.42	3/22/13	0.2	0.04	0.24
▶ 800	15	Olicia WILLIAMS	SO	2:05.20	5/25/13	6	0.60	6.60
▶ 4x400	9			3:32.12	3/27/13	14	1.05	15.05
▶ TJ	12	Brianna RICHARDSON	SO	12.95m 42-6	4/20/13	9	0.50	9.50
▶ HT	6	Erin ATKINSON	SR	64.97m 213-2	4/13/13	20	1.58	21.58
Team Total								77.09

26



Akron

Mid-American Conference

▲13

Event	Scrd As	Athlete	Yr	Scored Mark	Date	Pl. Pts.	Bonus	TOTAL
Scored bests come from PRE-SEASON DATA								
▶ HJ	26	Gabriela SZKOLNICKA	JR	1.79m 5-10½	4/5/13	0.9	0.15	1.05
▶ PV	3	Annika ROLOFF	SO	4.40m 14-5¼	5/19/12	26	2.47	28.47
▶ PV	21	Ariane BEAUMONT-COURTEAU	SR	4.11m 13-5¼	5/9/13	2.5	0.21	2.71
▶ PV	25	Claire LUCAS	JR	4.10m 13-5¼	5/25/13	0.95	0.16	1.11
▶ SP	44	Alexis COOKS	JR	15.64m 51-3¾	5/3/13	0.15	0.00	0.15
▶ DISC	9	Alexis COOKS	JR	55.53m 182-2	5/25/13	14	1.01	15.01
▶ HT	5	Brittany FUNK	SR	66.08m 216-9	4/5/13	22	2.23	24.23
Team Total								72.72

"Scrd As", short for "Scored As", Standing used for place points portion of performance's score combining preseason data (when applied) to current season data

Numbers in BLACK are both the performance's actual NCAA rank AND "scored as" rank Numbers in RED indicate actual NCAA rank does not exist or is worse than "scored as" rank Numbers in BLUE indicate actual NCAA rank is better than "scored as" rank

USTFCCCA Non-Member

Non-Member Schools Will NOT be ranked, beginning Week 2



2014 Outdoor Track & Field, Preseason

Only those who score >0.01 pts are shown
D denotes multiple-event rule in affect

WOMEN

27



Missouri

Southeastern Conference

▲ 9

Event	Scrd As	Athlete	Yr	Scored Mark	Date	Pl. Pts.	Bonus	TOTAL
Scored bests come from PRE-SEASON DATA								
PV	7	Katrine HAARKLAU	JR	4.35m	14-3¼	6/8/13	18 1.77	19.77
SP	1	Kearsten PEOPLES	JR	17.80m	58-4¼	5/9/13	30 4.07	34.07
SP	15	Jill RUSHIN	JR	16.52m	54-2½	4/6/13	6 0.62	6.62
DISC	20	Kearsten PEOPLES	JR	54.05m	177-4	5/9/13	3 0.43	3.43
JAV	21	Katrine HAARKLAU	JR	49.56m	162-7	4/24/13	2.5 0.30	2.80
JAV	35	Hailey TWIETMEYER	SR	48.04m	157-7	4/6/13	0.45 0.00	0.45
HEPT	16	Katrine HAARKLAU	JR	5,374		4/13/13	5 0.52	5.52
Team Total								72.66

28



TCU

Big 12 Conference

▼ 3

Event	Scrd As	Athlete	Yr	Scored Mark	Date	Pl. Pts.	Bonus	TOTAL
Scored bests come from CURRENT season								
4x400	36	Thomas, Jones, Peters, Terry		3:41.83	3/20/14	0.4	0.00	0.40
DISC	12	Megan SMITH	JR	55.17m	181-0	3/20/14	9 0.79	9.79
Scored bests come from PRE-SEASON DATA								
200	10	Veronica JONES	SR	23.15w	(3.2)	3/14/13	12 0.79	12.79
5000	36	Agnes KEMBOI	SR	16:14.77		3/29/13	0.4 0.04	0.44
100H	23	Larissa MATTHEWS	SR	13.35w	(2.6)	5/3/13	1.5 0.28	1.78
4x100	21			44.62	6/8/13	2.5 0.38		2.88
LJ	1	Lorraine UGEN	SR	6.77m	22-2¼	6/8/13	30 5.49	35.49
SP	16	Megan SMITH	JR	16.47m	54-½	4/13/13	5 0.56	5.56
Team Total								69.12

29



Maryland

Atlantic Coast Conference

▲ 32

Event	Scrd As	Athlete	Yr	Scored Mark	Date	Pl. Pts.	Bonus	TOTAL
Scored bests come from PRE-SEASON DATA								
HJ	4	Amber MELVILLE	JR	1.85m	6-¾	4/18/13	24 1.98	25.98
HJ	9	Thea LAFOND	JR	1.83m	6-0	6/8/13	14 1.07	15.07
HJ	26	Amina SMITH	SR	1.79m	5-10½	5/10/13	0.9 0.15	1.05
TJ	7	Thea LAFOND	JR	13.25m	43-5¼	6/8/13	18 1.36	19.36
Team Total								61.46

30



Michigan State

Big Ten Conference

▼ 12

Event	Scrd As	Athlete	Yr	Scored Mark	Date	Pl. Pts.	Bonus	TOTAL
Scored bests come from PRE-SEASON DATA								
1500	46	Leah O'CONNOR	JR	4:20.75		3/29/13	0.1 0.00	0.10
Steeple	3	Leah O'CONNOR	JR	9:53.53		5/10/13	26 2.34	28.34
Steeple	38	Katie LANDWEHR	SO	10:22.81		5/25/13	0.3 0.00	0.30
5000	29	Leah O'CONNOR	JR	16:09.46		5/10/13	0.75 0.21	0.96
10k	22	Melanie BRENDER	JR	34:20.35		4/25/13	2 0.34	2.34
400H	43	Jaelynn PRYOR	SR	59.13		4/24/13	0.175 0.00	0.17
PV	25	Sarah BIRKMEIER	JR	4.10m	13-5¼	5/25/13	0.95 0.16	1.11
TJ	4	Tori FRANKLIN	JR	13.56mw	44-6	6/8/13	24 2.59	26.59
TJ	26	Ashley STACEY	SR	12.77m	41-10¼	5/10/13	0.9 0.17	1.07
Team Total								60.98

31



Oklahoma State

Big 12 Conference

▼ 6

Event	Scrd As	Athlete	Yr	Scored Mark	Date	Pl. Pts.	Bonus	TOTAL
Scored bests come from CURRENT season								
DISC	46	Ieva ZARANKAITE	FR	50.96m	167-2	3/21/14	0.1 0.00	0.10
Scored bests come from PRE-SEASON DATA								
800	5	Natalja PILIUSINA	SR	2:03.80		4/18/13	D 22 1.40	3.40
800	43	Clara NICHOLS	SO	2:06.63		4/18/13	0.175 0.07	0.25
1500	1	Natalja PILIUSINA	SR	4:09.57		4/28/13	30 3.17	33.17
Steeple	26	Kate KUJAWA	SR	10:15.45		5/25/13	0.9 0.23	1.13
5000	49	Monika JUODESKAITE	JR	16:17.93		4/18/13	0.025 0.00	0.03
TJ	6	Viktorii SADOZHINA		13.26m	43-6	#####	20 1.40	21.40
SP	32	Chase EALEY	SO	16.01m	52-6¼	5/3/13	0.6 0.00	0.60
HT	30	Caitlin WAY	SR	60.02m	196-11	5/3/13	0.7 0.00	0.70
Team Total								60.78

"Scrd As", short for "Scored As", Standing used for place points portion of performance's score combining preseason data (when applied) to current season data

Numbers in BLACK are both the performance's actual NCAA rank AND "scored as" rank Numbers in RED indicate actual NCAA rank does not exist or is worse than "scored as" rank Numbers in BLUE indicate actual NCAA rank is better than "scored as" rank

USTFCCCA Non-Member

Non-Member Schools Will NOT be ranked, beginning Week 2



USTFCCCA NCAA Division I National Team Computer Rankings

as of 3/24/2014 4:11:03 PM

2014 Outdoor Track & Field, Preseason

Only those who score >0.01 pts are shown
D denotes multiple-event rule in affect

WOMEN

32



Mississippi State

Southeastern Conference

unch

Event	Scrd As	Athlete	Yr	Scored Mark	Date	Pl. Pts.	Bonus	TOTAL
Scored bests come from PRE-SEASON DATA								
100H	28	Erica BOUGARD	JR	13.39 (1.3)	3/27/13	0.8	0.20	1.00
4x400	21			3:34.29	5/25/13	2.5	0.44	2.94
HJ	16	Erica BOUGARD	JR	1.81m 5-11½	3/27/13	5	0.53	5.53
LJ	9	Erica BOUGARD	JR	6.39m 20-11½	5/9/13	14	1.16	15.16
LJ	48	Sojourner EWING	SR	6.08m 19-11½	3/22/13	0.05	0.00	0.05
TJ	29	Ebony BRINKER	JR	12.74m 41-9½	5/9/13	0.75	0.11	0.86
TJ	38	Erica BOUGARD	JR	12.62m 41-5	5/9/13	0.3	0.00	0.30
HEPT	1	Erica BOUGARD	JR	5,786	5/9/13	30	4.44	34.44

Team Total 60.28

33



Illinois

Big Ten Conference

▼19

Event	Scrd As	Athlete	Yr	Scored Mark	Date	Pl. Pts.	Bonus	TOTAL
Scored bests come from PRE-SEASON DATA								
800	13	Amanda DUVENDACK	SR	2:05.07	5/25/13	8	0.67	8.67
800	34	Ahlivia SPENCER	SR	2:06.22	5/25/13	0.5	0.19	0.69
1500	42	Katie PORADA	SR	4:20.44	4/24/13	0.2	0.00	0.20
5000	48	Katie PORADA	SR	16:17.53	5/10/13	0.05	0.00	0.05
100H	36	Breeana COLEMAN	SR	13.42 (1.6)	4/5/13	0.4	0.13	0.53
400H	25	Jesica EJESIME	SR	58.49	4/24/13	0.95	0.31	1.26
4x100	11			44.28	4/24/13	10	0.69	10.69
4x400	6			3:29.28	6/8/13	20	1.93	21.93
PV	9	Stephanie RICHARTZ	SR	4.31m 14-1½	3/27/13	14	1.37	15.37

Team Total 59.39

34



Iowa State

Big 12 Conference

▼21

Event	Scrd As	Athlete	Yr	Scored Mark	Date	Pl. Pts.	Bonus	TOTAL
Scored bests come from PRE-SEASON DATA								
800	15	Ejiroghene OKORO	SR	2:05.20	4/18/13	6	0.60	6.60
10k	21	Samantha BLUSKE	SR	34:16.40	3/29/13	2.5	0.40	2.90
400H	8	Eseroghene OKORO	SR	57.43	4/24/13	16	1.22	17.22
SP	4	Christina HILLMAN	JR	17.40m 57-1	4/18/13	24	2.55	26.55

Team Total 53.28

35



Duke

Atlantic Coast Conference


▲18

Event	Scrd As	Athlete	Yr	Scored Mark	Date	Pl. Pts.	Bonus	TOTAL
Scored bests come from CURRENT season								
4x100	47	Roper, Kopp, Kerpon, Hansson		46.05	3/21/14	0.075	0.00	0.08
PV	2	Megan CLARK	SO	4.45m 14-7¾	3/21/14	28	3.19	31.19
JAV	20	Christine STREISEL	FR	50.15m 164-6	3/21/14	3	0.48	3.48

Scored bests come from PRE-SEASON DATA								
800	48	Anima BANKS	JR	2:06.82	5/25/13	0.05	0.02	0.07
5000	34	Gabby LEVAC	JR	16:13.67	3/29/13	0.5	0.07	0.57
HJ	26	Karli JOHONNOT	SO	1.79m 5-10½	4/18/13	0.9	0.15	1.05
SP	12	Michelle ANUMBA	SR	16.75m 54-11½	4/5/13	9	0.93	9.93
DISC	18	Erica BRAND	SR	54.17m 177-8	5/10/13	4	0.46	4.46
HEPT	49	Karli JOHONNOT	SO	5,033	5/10/13	0.025	0.00	0.03

Team Total 50.85

36



Kansas State

Big 12 Conference

Event	Scrd As	Athlete	Yr	Scored Mark	Date	Pl. Pts.	Bonus	TOTAL
Scored bests come from CURRENT season								
4x400	47	Gaskin, Matthews, Hart, Kolmer		3:44.34	3/20/14	0.075	0.00	0.08

Scored bests come from PRE-SEASON DATA								
Steeple	14	Martina TRESCH	SR	10:05.11	5/25/13	7	0.85	7.85
400H	26	Erica TWISS	SR	58.55	5/25/13	0.9	0.28	1.18
HJ	6	Alyx TREASURE	RS13	1.84m 6-½	3/28/12	20	1.44	21.44
SP	42	Dani WINTERS	SO	15.69m 51-5¾	5/11/13	0.2	0.00	0.20
HT	10	Sara SAVATOVIC	SO	64.11m 210-4	5/3/13	12	1.08	13.08
HEPT	19	Erica TWISS	SR	5,348	4/4/13	3.5	0.41	3.91
HEPT	36	Merryl MBENG	SR	5,141	5/3/13	0.4	0.00	0.40
HEPT	40	Sarah KOLMER	JR	5,105	4/4/13	0.25	0.00	0.25

Team Total 48.39

"Scrd As", short for "Scored As", Standing used for place points portion of performance's score combining preseason data (when applied) to current season data

Numbers in BLACK are both the performance's actual NCAA rank AND "scored as" rank Numbers in RED indicate actual NCAA rank does not exist or is worse than "scored as" rank Numbers in BLUE indicate actual NCAA rank is better than "scored as" rank

USTFCCCA Non-Member

Non-Member Schools Will NOT be ranked, beginning Week 2



USTFCCCA NCAA Division I National Team Computer Rankings

as of 3/24/2014 4:11:03 PM

2014 Outdoor Track & Field, Preseason

Only those who score >0.01 pts are shown
D denotes multiple-event rule in affect

WOMEN

37



UC Davis

Big West Conference

24

Event	Scrd As	Athlete	Yr	Scored Mark	Date	Pl. Pts.	Bonus	TOTAL
-------	---------	---------	----	-------------	------	----------	-------	-------

Scored bests come from CURRENT season

4x100	40	Reed, Marshall, Nixon, Miller		45.70	3/15/14	0.25	0.00	0.25
-------	----	-------------------------------	--	-------	---------	------	------	------

Scored bests come from PRE-SEASON DATA

100	17	Ashley MARSHALL	JR	11.34 (0.2)	5/10/13	4.5	0.70	5.20
200	20	Ashley MARSHALL	JR	23.25 (1.0)	5/10/13	3	0.50	3.50
400	41	Cekarri NIXON	JR	53.41	5/10/13	0.225	0.04	0.27
Steeple	7	Katie FRY	JR	9:58.97	5/25/13	18	1.50	19.50
5000	7	Alycia CRIDEBRING	SR	15:49.05	4/28/13	18	1.23	19.23
400H	45	Kellie GRIGG	SR	59.20	5/10/13	0.125	0.00	0.13

Team Total 48.08

38



Arkansas State

Sun Belt Conference

11

Event	Scrd As	Athlete	Yr	Scored Mark	Date	Pl. Pts.	Bonus	TOTAL
-------	---------	---------	----	-------------	------	----------	-------	-------

Scored bests come from PRE-SEASON DATA

100	26	Sharika NELVIS	SR	11.41 (0.9)	5/10/13	0.9	0.25	1.15
200	28	Sharika NELVIS	SR	23.40 (0.0)	4/13/13	0.8	0.24	1.04
10k	48	Kristina AUBERT	JR	34:53.51	3/29/13	0.05	0.00	0.05
100H	3	Sharika NELVIS	SR	12.84 (1.3)	6/8/13	26	2.28	28.28
LJ	8	Sharika NELVIS	SR	6.40mw 21-0	5/10/13	16	1.25	17.25

Team Total 47.76

39



Virginia

Atlantic Coast Conference

Event	Scrd As	Athlete	Yr	Scored Mark	Date	Pl. Pts.	Bonus	TOTAL
-------	---------	---------	----	-------------	------	----------	-------	-------

Scored bests come from CURRENT season

4x100	31	Wright, Chaney, Lavender		45.19	3/22/14	0.65	0.00	0.65
4x400	40	Ezumah, Fabrizio, Brickhill, Smith		3:43.20	3/22/14	0.25	0.00	0.25
TJ	19	Dallas ROSE	SR	12.86mw 42-2¼ (2.8)	3/22/14	3.5	0.34	3.84

Scored bests come from PRE-SEASON DATA

400	24	Jordan LAVENDER	JR	52.95	4/18/13	1	0.31	1.31
800	40	Vanessa FABRIZIO	JR	2:06.45	3/30/13	0.25	0.12	0.37
800	50	Vicky FOUHY	SR	2:06.89	3/30/13	0.01	0.00	0.01
1500	11	Vicky FOUHY	SR	4:14.96	5/10/13	10	1.03	11.03
5000	26	Barbara STREHLER	SR	16:07.70	5/25/13	0.9	0.27	1.17
10k	33	Barbara STREHLER	SR	34:39.31	4/18/13	0.55	0.06	0.61
HJ	9	Moiria CRONIN	JR	1.83m 6-0	5/10/13	14	1.07	15.07
JAV	10	Abbey KARIN	SR	52.60m 172-7	5/10/13	12	1.29	13.29

Team Total 47.60

40



Boise State

Mountain West Conference

8

Event	Scrd As	Athlete	Yr	Scored Mark	Date	Pl. Pts.	Bonus	TOTAL
-------	---------	---------	----	-------------	------	----------	-------	-------

Scored bests come from PRE-SEASON DATA

Steeple	8	Marissa VANDERMALLE	JR	10:01.12	5/25/13	16	1.25	17.25
5000	16	Emma BATES	JR	15:59.35	6/8/13	5	0.54	5.54
10k	9	Emma BATES	JR	33:37.13	6/8/13	14	1.30	15.30
SP	44	Hayli BOZARTH	SR	15.64m 51-3¼	5/3/13	0.15	0.00	0.15
HT	13	Hayli BOZARTH	SR	63.29m 207-7	5/3/13	8	0.82	8.82

Team Total 47.07

41



Butler

BIG EAST Conference

Event	Scrd As	Athlete	Yr	Scored Mark	Date	Pl. Pts.	Bonus	TOTAL
-------	---------	---------	----	-------------	------	----------	-------	-------

Scored bests come from PRE-SEASON DATA

1500	24	Kirsty LEGG	RS13	4:17.78	6/9/12	1	0.36	1.36
1500	25	Katie CLARK	SR	4:17.94	4/27/13	0.95	0.33	1.28
5000	4	Katie CLARK	SR	15:43.51	4/18/13	24	1.79	25.79
5000	27	Mara OLSON	JR	16:08.08	3/29/13	0.85	0.25	1.10
10k	8	Katie CLARK	SR	33:36.36	3/29/13	16	1.33	17.33

Team Total 46.86

"Scrd As", short for "Scored As", Standing used for place points portion of performance's score combining preseason data (when applied) to current season data

Numbers in BLACK are both the performance's actual NCAA rank AND "scored as" rank Numbers in RED indicate actual NCAA rank does not exist or is worse than "scored as" rank Numbers in BLUE indicate actual NCAA rank is better than "scored as" rank

USTFCCCA Non-Member

Non-Member Schools Will NOT be ranked, beginning Week 2



2014 Outdoor Track & Field, Preseason

Only those who score >0.01 pts are shown
D denotes multiple-event rule in affect

WOMEN

42



North Carolina

Atlantic Coast Conference

Event	Scrd As	Athlete	Yr	Scored Mark		Date	Pl. Pts.	Bonus	TOTAL
Scored bests come from PRE-SEASON DATA									
▶ 800	14	Elizabeth WHELAN	SO	2:05.13		5/10/13	7	0.64	7.64
▶ 800	25	Lianne FARBER	SR	2:05.64		4/5/13	0.95	0.35	1.30
▶ 1500	9	Lianne FARBER	SR	4:14.56		5/10/13	14	1.14	15.14
▶ 5000	25	Lianne FARBER	SR	16:07.04		3/29/13	0.95	0.29	1.24
▶ PV	16	Cameron OVERSTREET	JR	4.15m	13-7½	6/8/13	5	0.41	5.41
▶ TJ	23	Tristine JOHNSON	SR	12.84m	42-1½	5/10/13	1.5	0.30	1.80
▶ SP	26	Sarah HOWARD	SO	16.17m	53-¾	4/4/13	0.9	0.16	1.06
▶ HEPT	10	Xenia RAHN	JR	5,463		5/9/13	12	0.99	12.99
▶ HEPT	45	Tory KEMP	SO	5,078		4/18/13	0.125	0.00	0.13
Team Total									46.70

43



Georgetown

BIG EAST Conference

Event	Scrd As	Athlete	Yr	Scored Mark	Date	Pl. Pts.	Bonus	TOTAL
Scored bests come from PRE-SEASON DATA								
800	10	Chelsea COX	SR	2:04.41	5/10/13	12	1.05	13.05
800	26	Andrea KEKLAK	JR	2:05.72	5/25/13	0.9	0.33	1.23
1500	6	Katrina COOGAN	JR	4:13.63	5/10/13	20	1.43	21.43
5000	9	Katrina COOGAN	JR	15:50.08	3/29/13	D	1.16	3.16
5000	38	Samantha NADEL	SO	16:14.97	5/10/13	0.3	0.03	0.33
10k	49	Kirsten KASPER	SR	34:53.66	5/3/13	0.025	0.00	0.03
400H	14	Deseree KING	JR	58.19	5/3/13	7	0.48	7.48
Team Total								46.69

44



Dartmouth

Ivy League

▼ 19

Event	Scrd As	Athlete	Yr	Scored Mark	Date	Pl. Pts.	Bonus	TOTAL
Scored bests come from PRE-SEASON DATA								
▶ 1500	4	Abbey D'AGOSTINO	SR	4:11.94	5/4/13	D	24	2.14 4.14
▶ Steeple	41	Sarah DELOZIER	JR	10:25.54	5/4/13	0.225	0.00	0.22
▶ 5000	1	Abbey D'AGOSTINO	SR	15:11.35	4/18/13	30	5.19	35.19
▶ 400H	22	Megan KRUMPOCH	SR	58.42	5/25/13	2	0.35	2.35
▶ HJ	41	Kaitlin WHITEHORN	SO	1.77m 5-9¾	5/25/13	0.225	0.00	0.22
▶ HEPT	42	Janae DUNCHACK	SR	5,092	5/4/13	0.2	0.00	0.20
Team Total								42.33

45



California

Pac-12 Conference

Event	Scrd As	Athlete	Yr	Scored Mark		Date	Pl. Pts.	Bonus	TOTAL
Scored bests come from PRE-SEASON DATA									
▶ 100	37	Charnell PRICE	SR	11.46w	(2.8)	5/4/13	0.35	0.08	0.43
▶ 200	42	Charnell PRICE	SR	23.55	(1.1)	5/4/13	0.2	0.02	0.22
▶ 5000	10	Kelsey SANTISTEBAN	SO	15:50.18		4/28/13	12	1.15	13.15
▶ HJ	26	Gianna FERNANDEZ	SR	1.79m	5-10½	4/20/13	0.9	0.15	1.05
▶ LJ	7	Malaina PAYTON	SR	6.44m	21-1½	4/20/13	18	1.58	19.58
▶ SP	35	Chioma AMAECHI	JR	15.94m	52-3¾	5/4/13	0.45	0.00	0.45
▶ HT	21	Shelby ASHE	SO	61.53m	201-10	4/20/13	2.5	0.29	2.79
▶ HEPT	18	Jaci POWELL	SR	5,351		5/4/13	4	0.42	4.42
Team Total									42.10

46



Indiana

Big Ten Conference

▲ 7

Event	Scrd As	Athlete	Yr	Scored Mark		Date	Pl. Pts.	Bonus	TOTAL
Scored bests come from CURRENT season									
▶ PV	16	Sophie GUTERMUTH	SO	4.15m	13-7%	3/20/14	5	0.41	5.41
Scored bests come from PRE-SEASON DATA									
▶ 1500	26	Kelsey DUERKSEN	SR	4:18.00		5/25/13	0.9	0.33	1.23
▶ Steeple	31	Samantha GINTHER	SR	10:19.98		5/10/13	0.65	0.01	0.66
▶ 5000	40	Samantha GINTHER	SR	16:15.34		3/29/13	0.25	0.02	0.27
▶ PV	13	Kelsie AHBE	RS13	4.25m	13-11%	3/28/12	8	0.91	8.91
▶ PV	36	Sydney CLUTE	SO	4.07m	13-4%	5/3/13	0.4	0.01	0.41
▶ SP	5	Kyla BUCKLEY	SR	17.28m	56-8%	3/27/13	22	2.18	24.18
Team Total									41.06

47



William and Mary

Colonial Athletic Association

Colonial Athletic Association								
Event	Scrd As	Athlete	Yr	Scored Mark	Date	Pl. Pts.	Bonus	TOTAL
Scored bests come from PRE-SEASON DATA								
▶ 5000	6	Emily STITES	SO	15:45.31	4/18/13	20	1.61	21.61
▶ 5000	20	Elaina BALOURIS	SR	16:03.43	4/4/13	3	0.41	3.41
▶ 10k	11	Elaina BALOURIS	SR	33:43.27	5/25/13	10	1.11	11.11
▶ 10k	20	Emily STITES	SO	34:15.49	5/3/13	3	0.42	3.42
Team Total								39.55

"Scrd As", short for "Scored As", Standing used for place points portion of performance's score combining preseason data (when applied) to current season data

Numbers in BLACK are both the performance's actual NCAA rank AND "scored as" rank Numbers in RED indicate actual NCAA rank does not exist or is worse than "scored as" rank Numbers in BLUE indicate actual NCAA rank is better than "scored as" rank

USTFCCCA Non-Member

Non-Member Schools Will NOT be ranked, beginning Week 2



2014 Outdoor Track & Field, Preseason

Only those who score >0.01 pts are shown
D denotes multiple-event rule in affect

WOMEN

48

Princeton
Ivy League

Event	Scrd As	Athlete	Yr	Scored Mark	Date	Pl. Pts.	Bonus	TOTAL
Scored bests come from PRE-SEASON DATA								
TJ	17	Imani OLIVER	SR	12.87mw 42-2½	5/4/13	4.5	0.35	4.85
HT	1	Julia RATCLIFFE	SO	68.80m 225-8	4/17/13	30	4.49	34.49
Team Total								39.34

49

Cornell
Ivy League

▼13

Event	Scrd As	Athlete	Yr	Scored Mark	Date	Pl. Pts.	Bonus	TOTAL
Scored bests come from PRE-SEASON DATA								
Steeple	2	Rachel SORNA	SR	9:50.39	3/22/13	28	2.83	30.83
Steeple	34	Claire DEVOE	SO	10:20.62	5/25/13	0.5	0.00	0.50
10k	6	Rachel SORNA	SR	33:34.59	5/4/13	20	1.38	3.38
10k	18	Devin MCMAHON	SR	34:04.20	4/13/13	4	0.59	4.59
Team Total								39.29


50

South Dakota
The Summit League

▼32

Event	Scrd As	Athlete	Yr	Scored Mark	Date	Pl. Pts.	Bonus	TOTAL
Scored bests come from PRE-SEASON DATA								
PV	1	Bethany BUELL	SR	4.46m 14-7½	3/27/13	30	3.34	33.34
PV	21	Hunter WILKES	SO	4.11m 13-5½	5/3/13	2.5	0.21	2.71
PV	25	Madison MILLS	SO	4.10m 13-5½	4/18/13	0.95	0.16	1.11
JAV	29	Meghan DENNIS	SO	48.55m 159-3	5/25/13	0.75	0.01	0.76
Team Total								37.91

51

Clemson
Atlantic Coast Conference

▼42

Event	Scrd As	Athlete	Yr	Scored Mark	Date	Pl. Pts.	Bonus	TOTAL
Scored bests come from PRE-SEASON DATA								
100	33	Dominique BOOKER	RS13	11.44	3/23/12	0.55	0.15	0.70
400	38	Nia FLUKER	JR	53.37	4/18/13	0.3	0.07	0.37
4x100	5			43.59	4/18/13	22	2.11	24.11
4x400	15			3:33.10	3/27/13	6	0.76	6.76
HJ	32	Mimi LAND	SO	1.78m 5-10	5/10/13	0.6	0.00	0.60
PV	19	Lauren TERSTAPPEN	SR	4.12m 13-6¾	5/3/13	3.5	0.26	3.76
PV	48	Christy GASPARINO	JR	4.00m 13-1½	4/6/13	0.05	0.00	0.05
LJ	27	Mimi LAND	SO	6.20m 20-4¾	3/27/13	0.85	0.14	0.99
TJ	47	Mimi LAND	SO	12.56m 41-2½	3/22/13	0.075	0.00	0.08
HEPT	34	Whitney FOUNTAIN	JR	5,185	5/10/13	0.5	0.00	0.50
Team Total								37.90

52

East Carolina
Conference USA

Event	Scrd As	Athlete	Yr	Scored Mark	Date	Pl. Pts.	Bonus	TOTAL
Scored bests come from CURRENT season								
4x100	32	Tucker, Dawson, Minkins, Hawkins		45.23	3/21/14	0.6	0.00	0.60
Scored bests come from PRE-SEASON DATA								
100	43	Tyshonda HAWKINS	SR	11.48w (2.5)	3/14/13	0.175	0.02	0.19
100H	27	Erin TUCKER	SR	13.38w (2.8)	5/25/13	0.85	0.22	1.07
HJ	2	Tynita BUTTS	RS13	1.87m 6-1½	4/6/12	28	3.10	31.10
LJ	29	Tynita BUTTS	RS13	6.18m 20-3¾	4/6/12	0.75	0.05	0.80
DISC	35	Kayla PADGETT	JR	51.78m 169-10	5/9/13	0.45	0.00	0.45
HT	41	Kayla PADGETT	JR	58.29m 191-3	5/25/13	0.225	0.00	0.22
JAV	32	Lauren LUBARSKI	SO	48.32m 158-6	5/9/13	0.6	0.00	0.60
Team Total								35.03

"Scrd As", short for "Scored As", Standing used for place points portion of performance's score combining preseason data (when applied) to current season data

Numbers in BLACK are both the performance's actual NCAA rank AND "scored as" rank Numbers in RED indicate actual NCAA rank does not exist or is worse than "scored as" rank Numbers in BLUE indicate actual NCAA rank is better than "scored as" rank

USTFCCCA Non-Member

Non-Member Schools Will NOT be ranked, beginning Week 2



2014 Outdoor Track & Field, Preseason

Only those who score >0.01 pts are shown
D denotes multiple-event rule in affect

WOMEN

53



Oklahoma

Big 12 Conference

▼ 32

Event	Scrd As	Athlete	Yr	Scored Mark	Date	Pl. Pts.	Bonus	TOTAL
Scored bests come from CURRENT season								
JAV	6	Elizabeth HERRS	SO	53.69m	176-1	3/21/14	20	1.91 21.91
Scored bests come from PRE-SEASON DATA								
100	28	Erin JONES	SR	11.42	(1.6)	5/3/13	0.8	0.22 1.02
DISC	33	Alexandra MORGAN	JR	51.88m	170-2	4/6/13	0.55	0.00 0.55
JAV	11	Avione ALLGOOD	SO	52.31m	171-7	5/25/13	10	1.12 11.12
Team Total								34.60

54



Buffalo

Mid-American Conference

Event	Scrd As	Athlete	Yr	Scored Mark	Date	Pl. Pts.	Bonus	TOTAL
Scored bests come from CURRENT season								
400H	46	Donna JEANTY	SR	59.23	3/21/14	0.1	0.00	0.10
4x400	39	Graham, Long, Henry, Jeanty		3:42.49	3/21/14	0.275	0.00	0.28
PV	48	Kelly TRUPPO	JR	4.00m	13-1½	3/21/14	0.05	0.00 0.05
Scored bests come from PRE-SEASON DATA								
800	11	Asia HENRY	RS13	2:04.65	6/9/12	10	0.91	10.91
HJ	9	Emma SIUCIAK	JR	1.83m	6-0	3/15/13	14	1.07 15.07
SP	49	Rachel ROBERTS	SR	15.53m	50-11½	5/9/13	0.025	0.00 0.03
HEPT	14	Emma SIUCIAK	JR	5,388	5/9/13	7	0.58	7.58
Team Total								34.01

55



Nebraska

Big Ten Conference

▼ 23

Event	Scrd As	Athlete	Yr	Scored Mark	Date	Pl. Pts.	Bonus	TOTAL
Scored bests come from PRE-SEASON DATA								
800	18	Shawnice WILLIAMS	SR	2:05.26	5/25/13	4	0.57	4.57
HJ	46	Marusa CERNJUL	JR	1.76m	5-9¾	4/13/13	0.1	0.00 0.10
LJ	21	Kari HECK	SO	6.24m	20-5¾	5/25/13	2.5	0.31 2.81
SP	11	Annie JACKSON	SR	16.76m	55-0	5/10/13	10	0.94 10.94
SP	27	Carlie PINKELMAN	JR	16.12m	52-10¾	5/10/13	0.85	0.10 0.95
SP	44	Veronica GRIZZLE	SR	15.64m	51-3¾	4/25/13	0.15	0.00 0.15
JAV	18	Maggie MALONE	SO	50.60m	166-0	5/10/13	4	0.61 4.61
HEPT	12	Anne MARTIN	SR	5,414	6/6/13	9	0.68	9.68
HEPT	44	Jordan STIENS	JR	5,082	5/10/13	0.15	0.00	0.15
Team Total								33.95

56



Purdue

Big Ten Conference

▲ 5

Event	Scrd As	Athlete	Yr	Scored Mark	Date	Pl. Pts.	Bonus	TOTAL
Scored bests come from CURRENT season								
4x400	35	Shoolbraid, Morrison, Jones, Smith		3:41.80	3/22/14	0.45	0.00	0.45
Scored bests come from PRE-SEASON DATA								
800	30	Vanessa MCLEOD	SO	2:06.08	5/25/13	0.7	0.23	0.93
LJ	12	Nikki NUNN	SR	6.32m	20-9	3/22/13	9	0.64 9.64
TJ	38	Cierra BROWN	SO	12.62mw	41-5	4/6/13	0.3	0.00 0.30
SP	6	Dani BUNCH	SR	17.13m	56-2¾	5/10/13	20	1.79 21.79
HT	42	Dani BUNCH	SR	57.97m	190-2	5/10/13	0.2	0.00 0.20
Team Total								33.31

57



Ohio State

Big Ten Conference

Event	Scrd As	Athlete	Yr	Scored Mark	Date	Pl. Pts.	Bonus	TOTAL
Scored bests come from PRE-SEASON DATA								
100	21	Ashlee ABRAHAM	SR	11.37	(1.7)	5/25/13	2.5	0.50 3.00
100	28	Chesna SYKES	RS13	11.42		3/23/12	0.8	0.22 1.02
100	36	Adenike PEDRO	SR	11.45w	(3.9)	5/25/13	0.4	0.12 0.52
200	28	Ashlee ABRAHAM	SR	23.40w	(2.2)	6/8/13	0.8	0.24 1.04
200	32	Adenike PEDRO	SR	23.46w	(3.0)	5/10/13	0.6	0.15 0.75
800	22	Katie BORCHERS	JR	2:05.56		5/25/13	2	0.40 2.40
100H	31	Alexandria JOHNSON	JR	13.40w	(3.1)	5/10/13	0.65	0.18 0.83
400H	9	Alexis FRANKLIN	SO	57.46		5/10/13	14	1.19 15.19
4x100	14			44.39		5/10/13	7	0.57 7.57
Team Total								32.30

58



Wisconsin

Big Ten Conference

Event	Scrd As	Athlete	Yr	Scored Mark	Date	Pl. Pts.	Bonus	TOTAL
Scored bests come from PRE-SEASON DATA								
10k	46	Gabi ANZALONE	SO	34:52.91	5/10/13	0.1	0.00	0.10
100H	13	Deanna LATHAM	SR	13.15w	(3.1)	5/10/13	8	0.71 8.71
SP	30	Kelsey CARD	JR	16.02m	52-6¾	5/10/13	0.7	0.00 0.70
DISC	17	Kelsey CARD	JR	54.43m	178-7	4/25/13	4.5	0.54 5.04
HEPT	8	Deanna LATHAM	SR	5,493		4/17/13	16	1.24 17.24
Team Total								31.79

"Scrd As", short for "Scored As", Standing used for place points portion of performance's score combining preseason data (when applied) to current season data

Numbers in BLACK are both the performance's actual NCAA rank AND "scored as" rank Numbers in RED indicate actual NCAA rank does not exist or is worse than "scored as" rank Numbers in BLUE indicate actual NCAA rank is better than "scored as" rank

USTFCCCA Non-Member

Non-Member Schools Will NOT be ranked, beginning Week 2



2014 Outdoor Track & Field, Preseason

Only those who score >0.01 pts are shown
D denotes multiple-event rule in affect

WOMEN

59



Virginia Tech

Atlantic Coast Conference

▲ 2

Event	Scrd As	Athlete	Yr	Scored Mark	Date	Pl. Pts.	Bonus	TOTAL
Scored bests come from PRE-SEASON DATA								
800	23	Amanda SMITH	JR	2:05.59	5/4/13	1.5	0.38	1.88
800	46	Frances DOWD	SR	2:06.79	5/4/13	0.1	0.03	0.13
1500	45	Shannon MORTON	SO	4:20.58	4/4/13	0.125	0.00	0.13
PV	5	Martina SCHULTZE	JR	4.37m	14-4 5/9/13	22	2.03	24.03
HT	17	Annjulie VESTER	JR	61.93m	203-2 4/26/13	4.5	0.41	4.91
JAV	48	Sarah KADELKA	JR	46.80m	153-6 5/25/13	0.05	0.00	0.05
Team Total								31.13

60



SMU

American Athletic Conference

Event	Scrd As	Athlete	Yr	Scored Mark	Date	Pl. Pts.	Bonus	TOTAL
Scored bests come from PRE-SEASON DATA								
100	14	Stephanie KALU	JR	11.33	(1.7) 5/25/13	7	0.77	7.77
10k	42	Karoline SKATTEBOE	SO	34:47.45	4/18/13	0.2	0.00	0.20
4x100	25			44.67	5/9/13	0.95	0.34	1.29
SP	13	Helena PEREZ	SR	16.60m	54-5½ 5/9/13	8	0.73	8.73
DISC	24	Rayann CHIN	JR	53.22m	174-7 4/6/13	1	0.17	1.17
JAV	17	Lucija CVITANOVIC	SO	50.73m	166-5 5/25/13	4.5	0.65	5.15
HEPT	15	Lucija CVITANOVIC	SO	5,382	3/27/13	6	0.55	6.55
HEPT	46	Lisa EGARTER	SR	5,064	4/24/13	0.1	0.00	0.10
Team Total								30.95

61




Auburn

Southeastern Conference

▼ 38

Event	Scrd As	Athlete	Yr	Scored Mark	Date	Pl. Pts.	Bonus	TOTAL
Scored bests come from PRE-SEASON DATA								
PV	25	Jessie JOHNSON	SO	4.10m	13-5½ 4/6/13	0.95	0.16	1.11
LJ	48	V'alonee ROBINSON	SR	6.08m	19-11½ 4/12/13	0.05	0.00	0.05
SP	3	Valentina MUZARIC	JR	17.52m	57-5½ 5/25/13	26	3.01	29.01
Team Total								30.17

62



Colorado

Pac-12 Conference

▼ 37

Event	Scrd As	Athlete	Yr	Scored Mark	Date	Pl. Pts.	Bonus	TOTAL
Scored bests come from CURRENT season								
HT	7	Emily HUNSUCKER		64.91m	212-11 3/21/14	18	1.54	19.54
Scored bests come from PRE-SEASON DATA								
400	32	Eileen GEHRING	JR	53.23	4/18/13	0.6	0.15	0.75
Steeple	32	Diana GEORGE	SR	10:20.51	5/25/13	0.6	0.00	0.60
5000	35	Carrie VERDON	SO	16:14.58	4/18/13	0.45	0.04	0.49
HJ	21	Kelsey ENGLISH	JR	1.80m	5-10¾ 4/26/13	2.5	0.34	2.84
LJ	34	Abrianna TORRES	SO	6.15m	20-2¾ 4/19/13	0.5	0.00	0.50
HEPT	17	Abrianna TORRES	SO	5,357	5/4/13	4.5	0.45	4.95
Team Total								29.67

63



Minnesota

Big Ten Conference

Event	Scrd As	Athlete	Yr	Scored Mark	Date	Pl. Pts.	Bonus	TOTAL
Scored bests come from PRE-SEASON DATA								
800	36	Te'Shon ADDERLY	SR	2:06.38	5/25/13	0.4	0.14	0.54
Steeple	24	Katie MORACZEWSKI	SR	10:14.07	5/10/13	1	0.30	1.30
5000	30	Laura DOCHERTY	SR	16:10.63	5/25/13	0.7	0.17	0.87
10k	4	Laura DOCHERTY	SR	33:24.93	3/29/13	24	1.68	25.68
DISC	32	Devin STANFORD	JR	51.93m	170-4 5/10/13	0.6	0.00	0.60
HT	48	Devin STANFORD	JR	57.63m	189-1 5/25/13	0.05	0.00	0.05
Team Total								29.05

64



Bowling Green

Mid-American Conference

▼ 11

Event	Scrd As	Athlete	Yr	Scored Mark	Date	Pl. Pts.	Bonus	TOTAL
Scored bests come from PRE-SEASON DATA								
HT	3	Brooke PLEGER	JR	66.99m	219-9 4/5/13	26	2.94	28.94
Team Total								28.94

"Scrd As", short for "Scored As", Standing used for place points portion of performance's score combining preseason data (when applied) to current season data

Numbers in BLACK are both the performance's actual NCAA rank AND "scored as" rank Numbers in RED indicate actual NCAA rank does not exist or is worse than "scored as" rank Numbers in BLUE indicate actual NCAA rank is better than "scored as" rank

USTFCCCA Non-Member

Non-Member Schools Will NOT be ranked, beginning Week 2



USTFCCCA NCAA Division I National Team Computer Rankings

as of 3/24/2014 4:11:04 PM

2014 Outdoor Track & Field, Preseason

Only those who score >0.01 pts are shown
D denotes multiple-event rule in affect

WOMEN

65



Eastern Illinois
Ohio Valley Conference

▼26

Event	Scrd As	Athlete	Yr	Scored Mark	Date	Pl. Pts.	Bonus	TOTAL
Scored bests come from PRE-SEASON DATA								
HJ	41	Maura CUMMINS	JR	1.77m	5/3/13	0.225	0.00	0.22
PV	3	Jade RIEBOLD	SR	4.40m	6/8/13	26	2.47	28.47
Team Total								28.69

66



Kent State
Mid-American Conference

▼5

Event	Scrd As	Athlete	Yr	Scored Mark	Date	Pl. Pts.	Bonus	TOTAL
Scored bests come from PRE-SEASON DATA								
400	44	Shanequa WILLIAMS	SR	53.53	5/25/13	0.15	0.00	0.15
HJ	9	Dior DELOPHONT	SO	1.83m	5/3/13	14	1.07	15.07
LJ	27	Roseanne ERICKSON	JR	6.20m	4/25/13	0.85	0.14	0.99
TJ	19	Dior DELOPHONT	SO	12.86m	6/8/13	3.5	0.34	3.84
SP	28	Danniel THOMAS	SO	16.10m	5/25/13	0.8	0.07	0.87
SP	29	Joh'vonnie MOSLEY	SR	16.08m	4/12/13	0.75	0.04	0.79
DISC	16	Danniel THOMAS	SO	54.78m	6/8/13	5	0.65	5.65
HT	27	Jackie LEPPELMEIER	JR	60.79m	4/19/13	0.85	0.07	0.92
JAV	39	Cheryl CARLISLE	SR	47.53m	5/9/13	0.275	0.00	0.28
Team Total								28.55

67



UTEP
Conference USA

▼14

Event	Scrd As	Athlete	Yr	Scored Mark	Date	Pl. Pts.	Bonus	TOTAL
Scored bests come from CURRENT season								
400	21	Florence UWAKWE	FR	52.79	3/22/14	2.5	0.41	2.91
100H	25	Anna-Kay JAMES	JR	13.36w (3.0)	3/22/14	0.95	0.26	1.21
4x400	43	Jackson, Stiverne, Pearson, Uwakwe		3:43.47	3/22/14	0.175	0.00	0.18
Scored bests come from PRE-SEASON DATA								
100H	8	Janice JACKSON	SR	12.99w (2.8)	6/8/13	16	1.34	17.34
100H	20	Brianna MCGHEE	SO	13.33 (0.1)	5/9/13	3	0.32	3.32
TJ	26	Nickevea WILSON	JR	12.77m	6/8/13	0.9	0.17	1.07
DISC	30	Taylor GUNN	JR	52.48m	4/24/13	0.7	0.00	0.70
HEPT	37	Jallycia PEARSON	JR	5,121	5/9/13	0.35	0.00	0.35
Team Total								27.07

68



UMKC
Western Athletic Conference

▼19

Event	Scrd As	Athlete	Yr	Scored Mark	Date	Pl. Pts.	Bonus	TOTAL
Scored bests come from PRE-SEASON DATA								
Steeple	4	Courtney FRERICHs	JR	9:55.02	6/8/13	24	2.11	26.11
Team Total								26.11

69



San Francisco
West Coast Conference

Event	Scrd As	Athlete	Yr	Scored Mark	Date	Pl. Pts.	Bonus	TOTAL
Scored bests come from PRE-SEASON DATA								
1500	16	Sophie CURL	SR	4:16.09	4/28/13	5	0.71	5.71
Steeple	9	Eva KRCHOVA	RS13	10:02.15	4/29/12	14	1.15	15.15
5000	37	Sophie CURL	SR	16:14.86	4/18/13	0.35	0.03	0.38
10k	19	Jana SOETHOUT	SR	34:07.61	3/29/13	3.5	0.53	4.03
10k	40	Maor TIYOURI	SR	34:45.34	4/18/13	0.25	0.00	0.25
Team Total								25.53

70



Houston
American Athletic Conference

Event	Scrd As	Athlete	Yr	Scored Mark	Date	Pl. Pts.	Bonus	TOTAL
Scored bests come from CURRENT season								
PV	25	Karley KING	SR	4.10m	3/21/14	0.95	0.16	1.11
Scored bests come from PRE-SEASON DATA								
200	48	Ngozi ONWUMERE	SR	23.57 (1.4)	4/20/13	0.05	0.00	0.05
400	14	Brittany WALLACE	SR	52.48	3/21/13	7	0.75	7.75
400	33	Ngozi ONWUMERE	SR	53.24	5/9/13	0.55	0.14	0.69
100H	14	Sade Mariah GREENIDGE	JR	13.16 (0.1)	5/9/13	7	0.68	7.68
400H	48	Sade Mariah GREENIDGE	JR	59.30	5/9/13	0.05	0.00	0.05
4x100	15			44.40	5/25/13	6	0.56	6.56
HJ	46	Megan FRAUSTO	RS13	1.76m	5/11/12	0.1	0.00	0.10
LJ	31	Ngozi ONWUMERE	SR	6.17m	5/9/13	0.65	0.01	0.66
HEPT	29	Megan FRAUSTO	RS13	5,241	5/11/12	0.75	0.00	0.75
Team Total								25.41

"Scrd As", short for "Scored As", Standing used for place points portion of performance's score combining preseason data (when applied) to current season data

Numbers in BLACK are both the performance's actual NCAA rank AND "scored as" rank Numbers in RED indicate actual NCAA rank does not exist or is worse than "scored as" rank Numbers in BLUE indicate actual NCAA rank is better than "scored as" rank

USTFCCCA Non-Member

Non-Member Schools Will NOT be ranked, beginning Week 2



USTFCCCA NCAA Division I National Team Computer Rankings

as of 3/24/2014 4:11:04 PM

2014 Outdoor Track & Field, Preseason

Only those who score >0.01 pts are shown
D denotes multiple-event rule in affect

WOMEN

71



North Texas

Conference USA

▼18

Event	Scrd As	Athlete	Yr	Scored Mark	Date	Pl. Pts.	Bonus	TOTAL
-------	---------	---------	----	-------------	------	----------	-------	-------

Scored bests come from CURRENT season

▶ 4x100	50	Savoie, Williams, El-Amin, Landry		46.16	3/20/14	0.01	0.00	0.01
---------	----	-----------------------------------	--	-------	---------	------	------	------

Scored bests come from PRE-SEASON DATA

▶ 1500	13	Josephine ADAMS	SR	4:15.33	5/25/13	8	0.92	8.92
▶ 100H	28	Chastity STEWART	JR	13.39 (1.7)	5/10/13	0.8	0.20	1.00
▶ HJ	9	Shahaf BARENI	SR	1.83m 6-0	6/8/13	14	1.07	15.07

Team Total 25.00

72



BYU

Independent (DI)

Event	Scrd As	Athlete	Yr	Scored Mark	Date	Pl. Pts.	Bonus	TOTAL
-------	---------	---------	----	-------------	------	----------	-------	-------

Scored bests come from CURRENT season

▶ 400H	30	Brenna PORTER	FR	58.64	3/22/14	0.7	0.23	0.93
▶ 4x400	44	Berry, Hansen, Packham, Shields		3:43.98	3/22/14	0.15	0.00	0.15
▶ HT	46	Martha SHEPARD	JR	57.67m 189-2	3/22/14	0.1	0.00	0.10

Scored bests come from PRE-SEASON DATA

▶ 800	6	Kelsey BROWN	SR	2:03.95	5/10/13	20	1.32	21.32
▶ 1500	38	Sarah YINGLING	SR	4:20.25	4/11/13	0.3	0.02	0.32
▶ Steeple	37	Andrea HARRISON	SR	10:21.98	5/25/13	0.35	0.00	0.35
▶ 100H	33	Alyssa MONTEVERDE	SO	13.41 (1.9)	4/19/13	0.55	0.15	0.70
▶ PV	46	Rachel FISHER	SR	4.01m 13-1½	4/24/13	0.1	0.00	0.10
▶ HEPT	47	Elizabeth WILSON	SR	5,046	4/24/13	0.075	0.00	0.08

Team Total 24.04

73



Idaho

Western Athletic Conference

Event	Scrd As	Athlete	Yr	Scored Mark	Date	Pl. Pts.	Bonus	TOTAL
-------	---------	---------	----	-------------	------	----------	-------	-------

Scored bests come from PRE-SEASON DATA

▶ 1500	39	Hannah KISER	JR	4:20.35	5/3/13	0.275	0.00	0.28
▶ 5000	5	Hannah KISER	JR	15:44.06	4/18/13	22	1.74	23.74

Team Total 24.02

74



Mississippi

Southeastern Conference

Event	Scrd As	Athlete	Yr	Scored Mark	Date	Pl. Pts.	Bonus	TOTAL
-------	---------	---------	----	-------------	------	----------	-------	-------

Scored bests come from PRE-SEASON DATA

▶ 100H	38	Taryn HARTFIELD	JR	13.44 (1.0)	5/25/13	0.3	0.09	0.39
▶ LJ	46	Shari RUSSELL	JR	6.09m 19-11½	3/22/13	0.1	0.00	0.10
▶ HEPT	6	Mary NALL	SR	5,562	6/7/13	20	1.81	21.81
▶ HEPT	25	Fabia MCDONALD	SR	5,300	4/24/13	0.95	0.21	1.16

Team Total 23.46

75



Columbia

Ivy League

Event	Scrd As	Athlete	Yr	Scored Mark	Date	Pl. Pts.	Bonus	TOTAL
-------	---------	---------	----	-------------	------	----------	-------	-------

Scored bests come from PRE-SEASON DATA

▶ 200	41	Marvellous IHEUKWUMERE	SR	23.54w (2.1)	5/4/13	0.225	0.04	0.26
▶ Steeple	42	Chelsea CARRICK	SR	10:26.14	5/10/13	0.2	0.00	0.20
▶ Steeple	46	Leila MANTILLA	SO	10:26.86	5/25/13	0.1	0.00	0.10
▶ 5000	18	Waverly NEER	JR	16:01.36	4/18/13	4	0.48	4.48
▶ TJ	8	Nadia EKE	JR	13.22mw 43-4½	4/19/13	16	1.25	17.25

Team Total 22.29

76



Boston University

Patriot League

▼29

Event	Scrd As	Athlete	Yr	Scored Mark	Date	Pl. Pts.	Bonus	TOTAL
-------	---------	---------	----	-------------	------	----------	-------	-------

Scored bests come from CURRENT season

▶ HJ	6	Allison BARWISE	SR	1.84m 6-½	3/21/14	20	1.44	21.44
------	---	-----------------	----	-----------	---------	----	------	-------

Team Total 21.44

77



George Mason

Atlantic 10 Conference

Event	Scrd As	Athlete	Yr	Scored Mark	Date	Pl. Pts.	Bonus	TOTAL
-------	---------	---------	----	-------------	------	----------	-------	-------

Scored bests come from PRE-SEASON DATA

▶ 10k	24	Bethany SACHTLEBEN	JR	34:22.58	5/25/13	1	0.31	1.31
▶ 100H	23	Shavon BRISCOE	JR	13.35 (1.9)	5/10/13	1.5	0.28	1.78
▶ 400H	29	Taylor WHEATON	SR	58.62	5/3/13	0.75	0.24	0.99
▶ 4x400	19			3:33.72	4/25/13	3.5	0.58	4.08
▶ PV	10	Mandissa MARSHALL	RS13	4.30m 14-1½	3/23/12	12	1.28	13.28

Team Total 21.43

"Scrd As", short for "Scored As", Standing used for place points portion of performance's score combining preseason data (when applied) to current season data

Numbers in BLACK are both the performance's actual NCAA rank AND "scored as" rank Numbers in RED indicate actual NCAA rank does not exist or is worse than "scored as" rank Numbers in BLUE indicate actual NCAA rank is better than "scored as" rank

USTFCCCA Non-Member

Non-Member Schools Will NOT be ranked, beginning Week 2



USTFCCCA NCAA Division I National Team Computer Rankings

as of 3/24/2014 4:11:05 PM

2014 Outdoor Track & Field, Preseason

Only those who score >0.01 pts are shown
D denotes multiple-event rule in affect

WOMEN

78



Coastal Carolina

Big South Conference

Event	Scrd As	Athlete	Yr	Scored Mark	Date	Pl. Pts.	Bonus	TOTAL
Scored bests come from PRE-SEASON DATA								
400H	10	Jessica GELIBERT	SO	57.83	5/25/13	12	0.78	12.78
4x100	18			44.48	5/25/13	4	0.50	4.50
4x400	20			3:34.09	5/25/13	3	0.47	3.47
Team Total								20.75

79



Northern Arizona

Big Sky Conference

Event	Scrd As	Athlete	Yr	Scored Mark	Date	Pl. Pts.	Bonus	TOTAL
Scored bests come from CURRENT season								
HT	9	Lauren STUART	SR	64.30m	210-11	3/21/14	14	1.19
Scored bests come from PRE-SEASON DATA								
10k	36	Rolonda JUMBO	SO	34:41.33	4/18/13	0.4	0.03	0.43
HJ	32	Lauren LASZCZAK	SR	1.78m	5-10	4/5/13	0.6	0.00
DISC	19	Julia VIBERG	SO	54.07m	177-4	5/8/13	3.5	0.43
JAV	43	Kylene KNUTSEN	SO	47.38m	155-5	5/25/13	0.175	0.00
Team Total								20.33

80



Louisiana Tech

Conference USA

Event	Scrd As	Athlete	Yr	Scored Mark	Date	Pl. Pts.	Bonus	TOTAL
Scored bests come from CURRENT season								
4x100	33	Francis, Blount, Craddock, Wade		45.34	3/22/14	0.55	0.00	0.55
Scored bests come from PRE-SEASON DATA								
100H	7	Kim FRANCIS	SR	12.95w	(3.8)	5/8/13	18	1.55
100H	48	Bianca JACKSON	SO	13.56	(1.4)	5/8/13	0.05	0.00
Team Total								20.15

81



NC State

Atlantic Coast Conference

28

Event	Scrd As	Athlete	Yr	Scored Mark	Date	Pl. Pts.	Bonus	TOTAL
Scored bests come from CURRENT season								
DISC	23	Tremanisha TAYLOR	JR	53.36m	175-0	3/21/14	1.5	0.21
Scored bests come from PRE-SEASON DATA								
Steeple	25	Erin MERCER	SR	10:15.19	4/28/13	0.95	0.25	1.20
Steeple	29	Samantha NORMAN	SR	10:19.12	5/25/13	0.75	0.06	0.81
5000	33	Joanna THOMPSON	JR	16:13.31	4/28/13	0.55	0.08	0.63
10k	15	Joanna THOMPSON	JR	33:49.22	5/25/13	6	0.93	6.93
HJ	21	Lacey SHUMAN	SR	1.80m	5-10½	3/29/13	2.5	0.34
SP	17	Tremanisha TAYLOR	JR	16.45m	53-11½	4/25/13	4.5	0.53
DISC	27	Sequoia WATKINS	JR	52.65m	172-9	4/18/13	0.85	0.00
Team Total								20.00

82



Cincinnati

American Athletic Conference

Event	Scrd As	Athlete	Yr	Scored Mark	Date	Pl. Pts.	Bonus	TOTAL
Scored bests come from CURRENT season								
400	46	Kenya WOODALL	SO	53.55	3/22/14	0.1	0.00	0.10
PV	25	Alyssa MCBRIDE	SO	4.10m	13-5¼	3/22/14	0.95	0.16
Scored bests come from PRE-SEASON DATA								
HJ	32	Erika HURD	SO	1.78m	5-10	4/5/13	0.6	0.00
DISC	33	Mary BRIDGES	SR	51.88m	170-2	4/27/13	0.55	0.00
JAV	8	Emelie LARSSON	JR	52.79m	173-2	5/3/13	16	1.40
Team Total								19.75

83



USF

American Athletic Conference

51

Event	Scrd As	Athlete	Yr	Scored Mark	Date	Pl. Pts.	Bonus	TOTAL
Scored bests come from CURRENT season								
LJ	12	Natasha STEWART	JR	6.32m	20-9 (2.1)	3/20/14	9	0.64
Scored bests come from PRE-SEASON DATA								
HJ	15	Courtney ANDERSON	SR	1.82m	5-11½	5/3/13	6	0.72
TJ	21	Marquesha STALLWORTH	SR	12.85m	42-2	5/3/13	2.5	0.32
Team Total								19.18

"Scrd As", short for "Scored As", Standing used for place points portion of performance's score combining preseason data (when applied) to current season data

Numbers in BLACK are both the performance's actual NCAA rank AND "scored as" rank Numbers in RED indicate actual NCAA rank does not exist or is worse than "scored as" rank Numbers in BLUE indicate actual NCAA rank is better than "scored as" rank

USTFCCCA Non-Member

Non-Member Schools Will NOT be ranked, beginning Week 2



2014 Outdoor Track & Field, Preseason

Only those who score >0.01 pts are shown
D denotes multiple-event rule in affect

WOMEN

84



Villanova

BIG EAST Conference

Event	Scrd As	Athlete	Yr	Scored Mark	Date	Pl. Pts.	Bonus	TOTAL
Scored bests come from PRE-SEASON DATA								
800	19	Angel PICCIRILLO	SO	2:05.31	4/13/13	3.5	0.54	4.04
800	27	Kelsey MARGEY	SO	2:06.03	4/13/13	0.85	0.24	1.09
800	31	Nicky AKANDE	SR	2:06.19	5/3/13	0.65	0.20	0.85
800	45	Emily LIPARI	SR	2:06.77	4/13/13	0.125	0.04	0.16
1500	15	Emily LIPARI	SR	4:15.89	5/25/13	6	0.77	6.77
1500	20	Kelsey MARGEY	SO	4:17.14	5/10/13	3	0.44	3.44
1500	29	Stephanie SCHAPPERT	JR	4:18.94	5/25/13	0.75	0.20	0.95
1500	49	Nicky AKANDE	SR	4:20.95	3/29/13	0.025	0.00	0.03
400H	49	Faith DISMUKE	JR	59.31	4/25/13	0.025	0.00	0.03
HJ	26	Samantha YEATS	SR	1.79m 5-10½	5/10/13	0.9	0.15	1.05
PV	48	Alexandra WASIK	JR	4.00m 13-1½	5/25/13	0.05	0.00	0.05
Team Total								18.45

85



Alabama

Southeastern Conference

▼ 40

Event	Scrd As	Athlete	Yr	Scored Mark	Date	Pl. Pts.	Bonus	TOTAL
Scored bests come from CURRENT season								
4x100	30	Burks, Kimpel, Thomas, Sims		45.02	3/20/14	0.7	0.05	0.75
4x400	32	Gholston, Tabor, Chandler, Kimpel		3:41.11	3/20/14	0.6	0.00	0.60
HT	36	Nia BARNES	JR	59.06m 193-9	3/20/14	0.4	0.00	0.40
Scored bests come from PRE-SEASON DATA								
100	17	Remona BURCHELL	JR	11.34	5/18/13	4.5	0.70	5.20
100	33	Dominique KIMPEL	JR	11.44	5/18/13	0.55	0.15	0.70
800	20	Yanique MALCOLM	SR	2:05.32	4/6/13	3	0.53	3.53
10k	45	Katelyn GREENLEAF	SO	34:52.13	4/18/13	0.125	0.00	0.13
400H	47	Shani CHANDLER	SR	59.29	4/12/13	0.075	0.00	0.08
LJ	16	Callie IVES	SO	6.30m 20-8	4/12/13	5	0.56	5.56
SP	34	Wilamena HOPKINS	SR	15.95m 52-4	5/25/13	0.5	0.00	0.50
DISC	36	Candicea BERNARD	JR	51.67m 169-6	#####	0.4	0.00	0.40
Team Total								17.84

86



Southern Utah

Big Sky Conference

Event	Scrd As	Athlete	Yr	Scored Mark	Date	Pl. Pts.	Bonus	TOTAL
Scored bests come from CURRENT season								
SP	19	Kayla KOVAR	SR	16.36m 53-8¼	3/7/14	3.5	0.41	3.91
HT	11	Kayla KOVAR	SR	63.71m 209-0	3/7/14	10	0.94	10.94
Scored bests come from PRE-SEASON DATA								
100H	48	Shaye MAURER	SR	13.56 (-0.7)	4/24/13	0.05	0.00	0.05
HEPT	21	Shaye MAURER	SR	5,341	4/24/13	2.5	0.38	2.88
Team Total								17.78

87



Georgia Tech

Atlantic Coast Conference

Event	Scrd As	Athlete	Yr	Scored Mark	Date	Pl. Pts.	Bonus	TOTAL
Scored bests come from PRE-SEASON DATA								
LJ	12	Julienne MCKEE	SR	6.32mw 20-9	3/15/13	9	0.64	9.64
TJ	14	Julienne MCKEE	SR	12.90mw 42-4	4/4/13	7	0.41	7.41
Team Total								17.05

88



Tennessee

Southeastern Conference

Event	Scrd As	Athlete	Yr	Scored Mark	Date	Pl. Pts.	Bonus	TOTAL
Scored bests come from PRE-SEASON DATA								
200	14	Felicia BROWN	SO	23.19 (2.0)	4/19/13	D	7	0.67
400	11	Felicia BROWN	SO	52.33	5/25/13	10	0.93	10.93
800	24	Kianna RUFF	SR	2:05.63	5/25/13	1	0.36	1.36
PV	48	Erin CHAMPION	JR	4.00m 13-1½	4/11/13	0.05	0.00	0.05
PV	48	Linda HADFIELD	SR	4.00m 13-1½	4/11/13	0.05	0.00	0.05
SP	23	Cassie WERTMAN	SO	16.21m 53-2¼	3/27/13	1.5	0.21	1.71
Team Total								16.78

"Scrd As", short for "Scored As", Standing used for place points portion of performance's score combining preseason data (when applied) to current season data

Numbers in BLACK are both the performance's actual NCAA rank AND "scored as" rank Numbers in RED indicate actual NCAA rank does not exist or is worse than "scored as" rank Numbers in BLUE indicate actual NCAA rank is better than "scored as" rank

USTFCCCA Non-Member

Non-Member Schools Will NOT be ranked, beginning Week 2



USTFCCCA NCAA Division I National Team Computer Rankings

as of 3/24/2014 4:11:05 PM

2014 Outdoor Track & Field, Preseason

Only those who score >0.01 pts are shown
D denotes multiple-event rule in affect

WOMEN

89



Utah State

Mountain West Conference

Event	Scrd As	Athlete	Yr	Scored Mark	Date	Pl. Pts.	Bonus	TOTAL
Scored bests come from PRE-SEASON DATA								
HJ	16	Chari HAWKINS	JR	1.81m	5-11½	5/8/13	5 0.53	5.53
HJ	46	Rachel ORR	JR	1.76m	5-9½	5/8/13	0.1 0.00	0.10
HEPT	11	Chari HAWKINS	JR	5,441	4/17/13	10 0.81		10.81
Team Total								16.44

90



Michigan

Big Ten Conference

▼ 43

Event	Scrd As	Athlete	Yr	Scored Mark	Date	Pl. Pts.	Bonus	TOTAL
Scored bests come from PRE-SEASON DATA								
800	28	Jillian SMITH	SR	2:06.04	5/2/13	0.8 0.24		1.04
1500	30	Shannon OSIKA	SO	4:19.00	4/25/13	0.7 0.19		0.89
Steeple	28	Alex LEPTICH	SR	10:18.33	5/25/13	0.8 0.09		0.89
Steeple	43	Megan WESCHLER	SR	10:26.30	5/10/13	0.175 0.00		0.17
Steeple	47	Brook HANDLER	JR	10:26.99	5/10/13	0.075 0.00		0.08
10k	44	Taylor POGUE	JR	34:48.15	4/18/13	0.15 0.00		0.15
100H	19	Cindy OFILI	SO	13.30w (3.1)	5/10/13	3.5 0.39		3.89
100H	46	Amber SMITH	SR	13.54w (2.8)	5/25/13	0.1 0.00		0.10
PV	13	Kiley TOBEL	SR	4.25m	13-11½	6/8/13	8 0.91	8.91
LJ	40	Erin BUSBEE	SR	6.13m	20-1½	5/10/13	0.25 0.00	0.25
Team Total								16.37

91



Rice

Conference USA

Event	Scrd As	Athlete	Yr	Scored Mark	Date	Pl. Pts.	Bonus	TOTAL
Scored bests come from CURRENT season								
PV	25	Mckenzie JOHNSON	SO	4.10m	13-5½	3/21/14	0.95 0.16	1.11
SP	9	Claire UKE	JR	16.92m	55-6¾	3/21/14	14 1.25	15.25
Team Total								16.36

92



Hampton

Mid-Eastern Athletic Conference

Event	Scrd As	Athlete	Yr	Scored Mark	Date	Pl. Pts.	Bonus	TOTAL
Scored bests come from CURRENT season								
4x100	38	Knox-Wilson, Norman, Greene, Parker		45.67	3/22/14	0.3 0.00		0.30
Scored bests come from PRE-SEASON DATA								
200	10	Le'Quisha PARKER	JR	23.15 (1.6)	5/2/13	12 0.79		12.79
100H	46	Breana NORMAN	SR	13.54 (1.9)	3/15/13	0.1 0.00		0.10
4x400	22			3:35.17	4/25/13	2 0.32		2.32
TJ	42	Teiara DENMARK	SR	12.60m	41-4¾	5/10/13	0.2 0.00	0.20
Team Total								15.71

93



Miami (Fla.)

Atlantic Coast Conference

Event	Scrd As	Athlete	Yr	Scored Mark	Date	Pl. Pts.	Bonus	TOTAL
Scored bests come from CURRENT season								
4x400	31	Moore, Glades, Cordell, Wright		3:40.96	3/21/14	0.65 0.00		0.65
SP	30	Amber MONROE	JR	16.02m	52-6¾	3/21/14	0.7 0.00	0.70
HT	34	Lea JOHNSON	SO	59.22m	194-3	3/21/14	0.5 0.00	0.50
Scored bests come from PRE-SEASON DATA								
800	15	Alaine TATE	SR	2:05.20	5/25/13	6 0.60		6.60
800	50	Taneisha CORDELL	JR	2:06.89	4/18/13	0.01 0.00		0.01
400H	36	Jamika GLADES	SO	58.95	3/23/13	0.4 0.06		0.46
PV	15	Alysha NEWMAN	SO	4.20m	13-9¾	4/11/13	6 0.66	6.66
Team Total								15.58

94



Northern Iowa

Missouri Valley Conference

Event	Scrd As	Athlete	Yr	Scored Mark	Date	Pl. Pts.	Bonus	TOTAL
Scored bests come from PRE-SEASON DATA								
HEPT	9	Paige KNODLE	JR	5,476	5/10/13	14 1.10		15.10
Team Total								15.10

"Scrd As", short for "Scored As", Standing used for place points portion of performance's score combining preseason data (when applied) to current season data

Numbers in BLACK are both the performance's actual NCAA rank AND "scored as" rank Numbers in RED indicate actual NCAA rank does not exist or is worse than "scored as" rank Numbers in BLUE indicate actual NCAA rank is better than "scored as" rank

USTFCCCA Non-Member

Non-Member Schools Will NOT be ranked, beginning Week 2



2014 Outdoor Track & Field, Preseason

Only those who score >0.01 pts are shown
D denotes multiple-event rule in affect

WOMEN

95

Harvard
Ivy League

Event	Scrd As	Athlete	Yr	Scored Mark	Date	Pl. Pts.	Bonus	TOTAL
Scored bests come from PRE-SEASON DATA								
800	12	Erika VEIDIS	JR	2:04.69	5/25/13	9	0.89	9.89
100H	42	Autumne FRANKLIN	SO	13.50w (3.4)	5/4/13	0.2	0.00	0.20
400H	18	Autumne FRANKLIN	SO	58.30	5/25/13	4	0.41	4.41
HT	39	Adabelle EKECHUKWU	SR	58.49m 191-10	5/4/13	0.275	0.00	0.28
Team Total								14.78

96

VCU
Atlantic 10 Conference

Event	Scrd As	Athlete	Yr	Scored Mark	Date	Pl. Pts.	Bonus	TOTAL
Scored bests come from PRE-SEASON DATA								
200	22	Kiara PORTER	JR	23.28 (2.0)	4/19/13	D 2	0.41	2.41
400	11	Kiara PORTER	JR	52.33	5/25/13	10	0.93	10.93
DISC	26	Jaleesa WILLIAMS	SR	53.12m 174-3	6/8/13	0.9	0.13	1.03
Team Total								14.38

97

Wichita State
Missouri Valley Conference

▼81

Event	Scrd As	Athlete	Yr	Scored Mark	Date	Pl. Pts.	Bonus	TOTAL
Scored bests come from CURRENT season								
HEPT	33	Gavyn YETTER	SO	5,198	3/19/14	0.55	0.00	0.55
Scored bests come from PRE-SEASON DATA								
400H	44	Natalie MOREROD	SR	59.19	5/10/13	0.15	0.00	0.15
HJ	32	Ashley PETERSEN	SO	1.78m 5-10	4/19/13	0.6	0.00	0.60
DISC	10	Mariah GARCIA	SO	55.39m 181-8	4/12/13	12	0.92	12.92
Team Total								14.22

98

Western Kentucky
Sun Belt Conference

▼45

Event	Scrd As	Athlete	Yr	Scored Mark	Date	Pl. Pts.	Bonus	TOTAL
Scored bests come from PRE-SEASON DATA								
PV	41	Karleigh PARKER	JR	4.05m 13-3½	4/13/13	0.225	0.00	0.22
TJ	10	France MAKABU	SR	13.20mw 43-3¾	5/10/13	12	1.18	13.18
SP	33	Jessica RAMSEY	SR	15.96m 52-4¾	4/27/13	0.55	0.00	0.55
DISC	40	Jessica RAMSEY	SR	51.24m 168-1	5/25/13	0.25	0.00	0.25
Team Total								14.20

99

Illinois State
Missouri Valley Conference

▼82

Event	Scrd As	Athlete	Yr	Scored Mark	Date	Pl. Pts.	Bonus	TOTAL
Scored bests come from PRE-SEASON DATA								
Steeple	13	Kristen ZILLMER	SR	10:04.51	5/25/13	8	0.91	8.91
Steeple	20	Kelly MCSHEA	JR	10:10.59	5/25/13	3	0.47	3.47
10k	28	Rachael BREWER	SR	34:29.30	3/29/13	0.8	0.21	1.01
Team Total								13.39

100

Memphis
American Athletic Conference

Event	Scrd As	Athlete	Yr	Scored Mark	Date	Pl. Pts.	Bonus	TOTAL
Scored bests come from CURRENT season								
PV	48	Clara AMAT-FERNANDEZ	SO	4.00m 13-1½	3/22/14	0.05	0.00	0.05
Scored bests come from PRE-SEASON DATA								
400H	13	Maya WILLIAMSON	JR	58.07	5/25/13	8	0.54	8.54
4x400	18			3:33.65	5/25/13	4	0.60	4.60
Team Total								13.19

"Scrd As", short for "Scored As", Standing used for place points portion of performance's score combining preseason data (when applied) to current season data

Numbers in BLACK are both the performance's actual NCAA rank AND "scored as" rank Numbers in RED indicate actual NCAA rank does not exist or is worse than "scored as" rank Numbers in BLUE indicate actual NCAA rank is better than "scored as" rank

USTFCCCA Non-Member

Non-Member Schools Will NOT be ranked, beginning Week 2



USTFCCCA NCAA Division I National Team Computer Rankings

as of 3/24/2014 4:11:06 PM

2014 Outdoor Track & Field, Preseason

Only those who score >0.01 pts are shown
D denotes multiple-event rule in affect

WOMEN

101



Vanderbilt

Southeastern Conference

Event	Scrd As	Athlete	Yr	Scored Mark	Date	Pl. Pts.	Bonus	TOTAL
Scored bests come from PRE-SEASON DATA								
1500	40	Sara BARRON	SO	4:20.36	4/19/13	0.25	0.00	0.25
10k	16	Elizabeth ANDERSON	JR	33:51.35	4/18/13	5	0.86	5.86
10k	43	Grace ORDERS	JR	34:48.05	5/9/13	0.175	0.00	0.17
100H	43	Jennifer CANNON	SO	13.51 (1.1)	5/9/13	0.175	0.00	0.17
400H	23	Faith WASHINGTON	SO	58.44	4/19/13	1.5	0.34	1.84
400H	28	Jennifer CANNON	SO	58.60	4/19/13	0.8	0.25	1.05
HJ	21	Brionne WILLIAMS	SR	1.80m 5-10½	5/9/13	2.5	0.34	2.84
HJ	46	Ellie TIDMAN	JR	1.76m 5-9¼	4/19/13	0.1	0.00	0.10
HEPT	35	Jennifer CANNON	SO	5,183	5/9/13	0.45	0.00	0.45
Team Total								12.75

102



Syracuse

Atlantic Coast Conference

41

Event	Scrd As	Athlete	Yr	Scored Mark	Date	Pl. Pts.	Bonus	TOTAL
Scored bests come from PRE-SEASON DATA								
Steeple	11	Brianna NERUD	SO	10:03.18	5/25/13	10	1.05	11.05
Steeple	36	Haley CUTRIGHT	JR	10:21.60	3/27/13	0.4	0.00	0.40
5000	46	Sarah PAGANO	SR	16:16.08	4/18/13	0.1	0.00	0.10
10k	31	Sarah PAGANO	SR	34:33.05	5/3/13	0.65	0.15	0.80
100H	44	Sa'De LEWIS	SR	13.53w (3.1)	4/28/13	0.15	0.00	0.15
Team Total								12.50

103



Montana

Big Sky Conference

Event	Scrd As	Athlete	Yr	Scored Mark	Date	Pl. Pts.	Bonus	TOTAL
Scored bests come from PRE-SEASON DATA								
400H	35	Kourtney DANREUTHER	SR	58.92	5/25/13	0.45	0.08	0.53
TJ	41	Kelley GLAUS	SR	12.61mw 41-4½	4/12/13	0.225	0.00	0.22
DISC	39	Samantha HODGSON	SO	51.27m 168-2	4/27/13	0.275	0.00	0.28
JAV	14	Lindsey HALL	SR	51.27m 168-2	5/8/13	7	0.81	7.81
JAV	42	Stephanie WELLS	SO	47.41m 155-6	5/8/13	0.2	0.00	0.20
HEPT	20	Lindsey HALL	SR	5,343	4/12/13	3	0.39	3.39
Team Total								12.42

104



Wake Forest

Atlantic Coast Conference

Event	Scrd As	Athlete	Yr	Scored Mark	Date	Pl. Pts.	Bonus	TOTAL
Scored bests come from CURRENT season								
HJ	32	Nyki CALDWELL	JR	1.78m 5-10	3/21/14	0.6	0.00	0.60
PV	48	Sydney WHITE	SO	4.00m 13-1½	3/21/14	0.05	0.00	0.05
JAV	12	Jessie MERCKLE	SO	51.88m 170-2	3/21/14	9	0.99	9.99
Scored bests come from PRE-SEASON DATA								
5000	41	Nicole IRVING	JR	16:15.35	5/10/13	0.225	0.02	0.24
10k	25	Nicole IRVING	JR	34:23.75	5/25/13	0.95	0.29	1.24
PV	43	Katie ADAIR	SO	4.02m 13-2¼	5/10/13	0.175	0.00	0.17
Team Total								12.29

105



Vermont

America East Conference

Event	Scrd As	Athlete	Yr	Scored Mark	Date	Pl. Pts.	Bonus	TOTAL
Scored bests come from PRE-SEASON DATA								
800	39	Yolanda NGARAMBE	SR	2:06.44	5/10/13	0.275	0.13	0.40
Steeple	12	Kirsten WEBERG	RS13	10:03.72	5/26/12	9	0.99	9.99
JAV	33	Nika OUELLETTE	SR	48.20m 158-1	3/27/13	0.55	0.00	0.55
Team Total								10.94

106



Nevada

Mountain West Conference

Event	Scrd As	Athlete	Yr	Scored Mark	Date	Pl. Pts.	Bonus	TOTAL
Scored bests come from PRE-SEASON DATA								
4x100	13			44.37	5/8/13	8	0.59	8.59
SP	22	Kerri SIMMONS	SR	16.22m 53-2¼	5/8/13	2	0.23	2.23
Team Total								10.82

107



Colorado State

Mountain West Conference

Event	Scrd As	Athlete	Yr	Scored Mark	Date	Pl. Pts.	Bonus	TOTAL
Scored bests come from PRE-SEASON DATA								
DISC	13	Kiah HICKS	JR	55.13m 180-10	5/3/13	8	0.76	8.76
DISC	25	Jessica SHARBONO	SR	53.21m 174-7	5/3/13	0.95	0.16	1.11
HT	33	Kiah HICKS	JR	59.31m 194-7	3/22/13	0.55	0.00	0.55
Team Total								10.43

"Scrd As", short for "Scored As", Standing used for place points portion of performance's score combining preseason data (when applied) to current season data

Numbers in BLACK are both the performance's actual NCAA rank AND "scored as" rank Numbers in RED indicate actual NCAA rank does not exist or is worse than "scored as" rank Numbers in BLUE indicate actual NCAA rank is better than "scored as" rank

USTFCCCA Non-Member

Non-Member Schools Will NOT be ranked, beginning Week 2



2014 Outdoor Track & Field, Preseason

Only those who score >0.01 pts are shown
D denotes multiple-event rule in affect

WOMEN

108



Cal Poly

Big West Conference

Event	Scrd As	Athlete	Yr	Scored Mark	Date	Pl. Pts.	Bonus	TOTAL
Scored bests come from CURRENT season								
4x100	46	Rasmussen, Love, Rothburg, Joe-Smith		46.04	3/15/14	0.1	0.00	0.10
Scored bests come from PRE-SEASON DATA								
5000	12	Laura HOLLANDER	SO	15:53.73	4/18/13	9	0.91	9.91
Team Total								10.01

109



Fresno State

Mountain West Conference

Event	Scrd As	Athlete	Yr	Scored Mark	Date	Pl. Pts.	Bonus	TOTAL	
Scored bests come from CURRENT season									
▶ 4x100	44	Lewis, Sears, Omawahleh, Fellows		45.98	3/15/14	0.15	0.00	0.15	
▶ 4x400	50	Johnson, Omawahleh, Sears, Johnson		3:44.68	3/21/14	0.01	0.00	0.01	
▶ HT	43	Caitlin BYRD	JR	57.87m	189-10	3/15/14	0.175	0.00	0.17
Scored bests come from PRE-SEASON DATA									
▶ 400H	40	Kyra JOHNSON	SO	59.08	5/8/13	0.25	0.00	0.25	
▶ LJ	21	Je'Nia SEARS	JR	6.24m	20-5½	3/22/13	2.5	0.31	2.81
▶ HT	15	Meagan MCKEE	SR	62.26m	204-3	5/8/13	6	0.51	6.51
Team Total								9.90	

110



Pittsburgh

Atlantic Coast Conference

Event	Scrd As	Athlete	Yr	Scored Mark		Date	Pl. Pts.	Bonus	TOTAL
Scored bests come from PRE-SEASON DATA									
▶ 400H	34	Evann THOMPSON	SO	58.89		5/3/13	0.5	0.09	0.59
▶ 4x100	26			44.68		5/10/13	0.9	0.33	1.23
▶ TJ	14	Julia KOLOSKI	SR	12.90m	42-4	5/10/13	7	0.41	7.41
▶ JAV	44	Taylor SLANEY	JR	47.35m	155-4	5/10/13	0.15	0.00	0.15
Team Total									9.38

111



Washington State

Pac-12 Conference

Event	Scrd As	Athlete	Yr	Scored Mark	Date	Pl. Pts.	Bonus	TOTAL
Scored bests come from CURRENT season								
▶ 400H	39	Erin ALLEN	JR	59.05	3/9/14	0.275	0.01	0.28
▶ 4x100	42	Logan, DeHart, Keel, Darden		45.79	3/9/14	0.2	0.00	0.20
▶ 4x400	41	Winfrey, Ekelem, Keel, Allen		3:43.22	3/9/14	0.225	0.00	0.23
Scored bests come from PRE-SEASON DATA								
▶ 1500	37	Ruby ROBERTS	SR	4:20.16	5/4/13	0.35	0.03	0.38
▶ 100H	37	Shaquana LOGAN	RS13	13.43w	5/26/12	0.35	0.11	0.46
▶ HJ	16	Holly PARENT	SR	1.81m 5-11½	5/4/13	5	0.53	5.53
▶ PV	36	Kristine FELIX	SO	4.07m 13-4½	5/4/13	0.4	0.01	0.41
▶ JAV	23	Anna ADAMKO	JR	49.21m 161-5	3/22/13	1.5	0.20	1.70
Team Total								9.19

112



Indiana State

Missouri Valley Conference

▼ 73

Event	Scrd As	Athlete	Yr	Scored Mark		Date	Pl. Pts.	Bonus	TOTAL
Scored bests come from PRE-SEASON DATA									
▶ 100	14	Katie WISE	SO	11.33w	(3.8)	5/25/13	7	0.77	7.77
▶ PV	25	Kimyanna RUDOLPH	SO	4.10m	13-5%	4/6/13	0.95	0.16	1.11
▶ SP	48	Mary THEISEN	SR	15.56m	51-¾	4/6/13	0.05	0.00	0.05
▶ DISC	41	Mary THEISEN	SR	51.22m	168-0	4/11/13	0.225	0.00	0.22
Team Total									9.15

113



Jacksonville

Atlantic Sun Conference

Event	Scrd As	Athlete	Yr	Scored Mark	Date	Pl. Pts.	Bonus	TOTAL
Scored bests come from CURRENT season								
▶ 4x100	28	Walker, Walker, Phillips, Campbell		44.84	3/22/14	0.8	0.20	1.00
Scored bests come from PRE-SEASON DATA								
▶ 400	48	Courtney WALKER	JR	53.60	5/10/13	0.05	0.00	0.05
▶ 100H	14	Shanique WALKER	JR	13.16 (1.7)	5/10/13	7	0.68	7.68
▶ DISC	43	Kree CLARK	SO	51.06m 167-6	5/10/13	0.175	0.00	0.17
Team Total								8.91

"Scrd As", short for "Scored As", Standing used for place points portion of performance's score combining preseason data (when applied) to current season data

Numbers in BLACK are both the performance's actual NCAA rank AND "scored as" rank Numbers in RED indicate actual NCAA rank does not exist or is worse than "scored as" rank Numbers in BLUE indicate actual NCAA rank is better than "scored as" rank

USTFCCCA Non-Member

Non-Member Schools Will NOT be ranked, beginning Week 2



2014 Outdoor Track & Field, Preseason

Only those who score >0.01 pts are shown
D denotes multiple-event rule in affect

WOMEN

114



Marshall

Conference USA

▼ 78

Event	Scrd As	Athlete	Yr	Scored Mark	Date	Pl. Pts.	Bonus	TOTAL
-------	---------	---------	----	-------------	------	----------	-------	-------

Scored bests come from PRE-SEASON DATA

▶ TJ	13	Jasia RICHARDSON	SR	12.92m	4/13/13	8	0.45	8.45
------	----	------------------	----	--------	---------	---	------	------

Team Total 8.45

115



Florida A&M

Mid-Eastern Athletic Conference

Event	Scrd As	Athlete	Yr	Scored Mark	Date	Pl. Pts.	Bonus	TOTAL
-------	---------	---------	----	-------------	------	----------	-------	-------

Scored bests come from CURRENT season

▶ 4x100	36	Steplight, Linson, Smith, Diggs		45.61	3/1/14	0.4	0.00	0.40
---------	----	---------------------------------	--	-------	--------	-----	------	------

Scored bests come from PRE-SEASON DATA

▶ 100	17	Nakia LINSON	SR	11.34w	(3.9)	5/25/13	4.5	0.70	5.20
▶ 200	23	Nakia LINSON	SR	23.33w	(3.6)	6/8/13	1.5	0.34	1.84

Team Total 7.44

116



Eastern Michigan

Mid-American Conference

Event	Scrd As	Athlete	Yr	Scored Mark	Date	Pl. Pts.	Bonus	TOTAL
-------	---------	---------	----	-------------	------	----------	-------	-------

Scored bests come from PRE-SEASON DATA

▶ Steeple	15	Victoria VORONKO	JR	10:08.10	5/25/13	6	0.60	6.60
▶ 100H	33	Vanessa CLERVEAUX	SO	13.41w (3.2)	5/25/13	0.55	0.15	0.70

Team Total 7.30

117



Iowa

Big Ten Conference

Event	Scrd As	Athlete	Yr	Scored Mark	Date	Pl. Pts.	Bonus	TOTAL
-------	---------	---------	----	-------------	------	----------	-------	-------

Scored bests come from PRE-SEASON DATA

▶ HJ	16	Khanishah WILLIAMS	JR	1.81m	5-11½	4/6/13	5	0.53	5.53
▶ HT	29	Jasmine SIMPSON	SR	60.23m	197-7	3/22/13	0.75	0.00	0.75
▶ HT	45	Ashlyn GULVAS	SR	57.76m	189-6	5/10/13	0.125	0.00	0.13

Team Total 6.41

118



New Mexico

Mountain West Conference

Event	Scrd As	Athlete	Yr	Scored Mark	Date	Pl. Pts.	Bonus	TOTAL
-------	---------	---------	----	-------------	------	----------	-------	-------

Scored bests come from PRE-SEASON DATA

▶ 1500	19	Charlotte ARTER	SR	4:16.94		4/18/13	3.5	0.48	3.98
▶ 1500	33	Chloe ANDERSON	SR	4:19.82		6/8/13	0.55	0.08	0.63
▶ LJ	33	Yeshemabet TURNER	JR	6.16m	20-2½	5/8/13	0.55	0.00	0.55
▶ TJ	25	Yeshemabet TURNER	JR	12.78m	41-11½	5/8/13	0.95	0.18	1.13

Team Total 6.29

119



West Virginia

Big 12 Conference

Event	Scrd As	Athlete	Yr	Scored Mark	Date	Pl. Pts.	Bonus	TOTAL
-------	---------	---------	----	-------------	------	----------	-------	-------

Scored bests come from PRE-SEASON DATA

▶ Steeple	33	Sarah MARTINELLI	SR	10:20.56		5/25/13	0.55	0.00	0.55
▶ 100H	20	Chene TOWNSEND	SR	13.33w	(3.3)	5/25/13	3	0.32	3.32
▶ PV	25	Katlyn SHELAR	SR	4.10m	13-5½	4/17/13	0.95	0.16	1.11
▶ TJ	24	Stormy NESBIT	SR	12.81m	42-½	5/3/13	1	0.24	1.24

Team Total 6.22

120



Cal State Northridge

Big West Conference

Event	Scrd As	Athlete	Yr	Scored Mark	Date	Pl. Pts.	Bonus	TOTAL
-------	---------	---------	----	-------------	------	----------	-------	-------

Scored bests come from CURRENT season

▶ 4x400	42	Dirks, Vines, Veale, Lambert		3:43.39	3/22/14	0.2	0.00	0.20
---------	----	------------------------------	--	---------	---------	-----	------	------

Scored bests come from PRE-SEASON DATA

▶ 4x100	16			44.43		5/10/13	5	0.54	5.54
▶ PV	41	Tiana WEBBERLEY	SR	4.05m	13-3½	5/10/13	0.225	0.00	0.22
▶ DISC	44	Monique GRIFFITHS	SO	51.00m	167-4	4/18/13	0.15	0.00	0.15

Team Total 6.11

"Scrd As", short for "Scored As", Standing used for place points portion of performance's score combining preseason data (when applied) to current season data

Numbers in BLACK are both the performance's actual NCAA rank AND "scored as" rank Numbers in RED indicate actual NCAA rank does not exist or is worse than "scored as" rank Numbers in BLUE indicate actual NCAA rank is better than "scored as" rank

USTFCCCA Non-Member

Non-Member Schools Will NOT be ranked, beginning Week 2



2014 Outdoor Track & Field, Preseason

Only those who score >0.01 pts are shown
D denotes multiple-event rule in affect

WOMEN

121



Rutgers

American Athletic Conference

Event	Scrd As	Athlete	Yr	Scored Mark	Date	Pl. Pts.	Bonus	TOTAL
-------	---------	---------	----	-------------	------	----------	-------	-------

Scored bests come from CURRENT season

▶ LJ	23	Gabrielle FARQUHARSON	JR	6.23mw	20-5¼ (2.8)	3/20/14	1.5	0.26	1.76
▶ LJ	25	Asha RUTH	SR	6.21m	20-4¼ (1.0)	3/20/14	0.95	0.18	1.13
▶ JAV	46	Elaina MEZZASALMA	SR	47.08m	154-5	3/20/14	0.1	0.00	0.10

Scored bests come from PRE-SEASON DATA

▶ 4x100	27			44.71		5/25/13	0.85	0.31	1.16
▶ 4x400	24			3:35.22		5/25/13	1	0.31	1.31
▶ LJ	44	Ekene UGBOAJA	SR	6.10mw	20-¾	5/3/13	0.15	0.00	0.15

Team Total 5.61

122



UTSA

Conference USA

Event	Scrd As	Athlete	Yr	Scored Mark	Date	Pl. Pts.	Bonus	TOTAL
-------	---------	---------	----	-------------	------	----------	-------	-------

Scored bests come from CURRENT season

▶ 4x400	49	Swift, Clark, Goudeau, James		3:44.41		3/21/14	0.025	0.00	0.03
▶ HJ	32	Whitney FLANNEL		1.78m	5-10	3/15/14	0.6	0.00	0.60

Scored bests come from PRE-SEASON DATA

▶ TJ	17	Ernestine CRAY	SR	12.87m	42-2¾	4/13/13	4.5	0.35	4.85
------	----	----------------	----	--------	-------	---------	-----	------	------

Team Total 5.48

123



UAB

Conference USA

Event	Scrd As	Athlete	Yr	Scored Mark	Date	Pl. Pts.	Bonus	TOTAL
-------	---------	---------	----	-------------	------	----------	-------	-------

Scored bests come from CURRENT season

▶ PV	36	Neal TISHER	SR	4.07m	13-4¼	3/20/14	0.4	0.01	0.41
------	----	-------------	----	-------	-------	---------	-----	------	------

Scored bests come from PRE-SEASON DATA

▶ 5000	17	Elinor KIRK	SR	15:59.57		5/25/13	4.5	0.53	5.03
--------	----	-------------	----	----------	--	---------	-----	------	------

Team Total 5.44

124



Ohio

Mid-American Conference

Event	Scrd As	Athlete	Yr	Scored Mark	Date	Pl. Pts.	Bonus	TOTAL
-------	---------	---------	----	-------------	------	----------	-------	-------

Scored bests come from PRE-SEASON DATA

▶ 10k	17	Juli ACCURSO	JR	33:52.33		3/29/13	4.5	0.83	5.33
▶ HEPT	48	Chanda CUCKLER	JR	5,034		5/9/13	0.05	0.00	0.05

Team Total 5.38

125



UMass

Atlantic 10 Conference

Event	Scrd As	Athlete	Yr	Scored Mark	Date	Pl. Pts.	Bonus	TOTAL
-------	---------	---------	----	-------------	------	----------	-------	-------

Scored bests come from PRE-SEASON DATA

▶ TJ	16	Rebecca STOYLE	JR	12.88m	42-3¼	5/4/13	5	0.37	5.37
------	----	----------------	----	--------	-------	--------	---	------	------

Team Total 5.37

126



Bethune-Cookman

Mid-Eastern Athletic Conference

Event	Scrd As	Athlete	Yr	Scored Mark	Date	Pl. Pts.	Bonus	TOTAL
-------	---------	---------	----	-------------	------	----------	-------	-------

Scored bests come from CURRENT season

▶ 4x100	49	Thomas, Reid, Bryant, Johnson		46.06		3/20/14	0.025	0.00	0.03
---------	----	-------------------------------	--	-------	--	---------	-------	------	------

Scored bests come from PRE-SEASON DATA

▶ 200	17	Tristie JOHNSON	SO	23.21	(1.6)	5/2/13	4.5	0.62	5.12
-------	----	-----------------	----	-------	-------	--------	-----	------	------

Team Total 5.14

127



UNLV

Mountain West Conference

Event	Scrd As	Athlete	Yr	Scored Mark	Date	Pl. Pts.	Bonus	TOTAL
-------	---------	---------	----	-------------	------	----------	-------	-------

Scored bests come from PRE-SEASON DATA

▶ 4x100	19			44.54		5/8/13	3.5	0.45	3.95
▶ JAV	27	Myshauna ALEXANDER	SR	48.76m	159-11	5/25/13	0.85	0.07	0.92

Team Total 4.87

"Scrd As", short for "Scored As", Standing used for place points portion of performance's score combining preseason data (when applied) to current season data

Numbers in BLACK are both the performance's actual NCAA rank AND "scored as" rank Numbers in RED indicate actual NCAA rank does not exist or is worse than "scored as" rank Numbers in BLUE indicate actual NCAA rank is better than "scored as" rank

USTFCCCA Non-Member

Non-Member Schools Will NOT be ranked, beginning Week 2



2014 Outdoor Track & Field, Preseason

Only those who score >0.01 pts are shown
D denotes multiple-event rule in affect

WOMEN

128



Miami (Ohio)

Mid-American Conference

Event	Scrd As	Athlete	Yr	Scored Mark	Date	Pl. Pts.	Bonus	TOTAL
-------	---------	---------	----	-------------	------	----------	-------	-------

Scored bests come from PRE-SEASON DATA

▶ 10k	32	Anna LAMB	JR	34:35.39	4/24/13	0.6	0.12	0.72
▶ JAV	19	Victoria PATERRA	SR	50.51m 165-8	4/12/13	3.5	0.58	4.08

Team Total 4.80

129



McNeese State

Southland Conference

Event	Scrd As	Athlete	Yr	Scored Mark	Date	Pl. Pts.	Bonus	TOTAL
-------	---------	---------	----	-------------	------	----------	-------	-------

Scored bests come from PRE-SEASON DATA

▶ 100	20	Jasmine WEBB	SO	11.36w (3.3)	5/10/13	3	0.57	3.57
▶ 200	26	Jasmine WEBB	SO	23.35 (2.0)	5/10/13	0.9	0.31	1.21

Team Total 4.77

130



Charleston Southern

Big South Conference

Event	Scrd As	Athlete	Yr	Scored Mark	Date	Pl. Pts.	Bonus	TOTAL
-------	---------	---------	----	-------------	------	----------	-------	-------

Scored bests come from CURRENT season

▶ 4x400	45	Burnett, Jacobs, Elliott, Trapp		3:44.02	3/20/14	0.125	0.00	0.13
---------	----	---------------------------------	--	---------	---------	-------	------	------

Scored bests come from PRE-SEASON DATA

▶ 100H	18	Mulern JEAN	JR	13.25 (0.5)	5/25/13	4	0.49	4.49
--------	----	-------------	----	-------------	---------	---	------	------

Team Total 4.62

131



Tulane

Conference USA

Event	Scrd As	Athlete	Yr	Scored Mark	Date	Pl. Pts.	Bonus	TOTAL
-------	---------	---------	----	-------------	------	----------	-------	-------

Scored bests come from CURRENT season

▶ JAV	24	Daliadiz ORTIZ	FR	49.02m 160-10	3/7/14	1	0.14	1.14
-------	----	----------------	----	---------------	--------	---	------	------

Scored bests come from PRE-SEASON DATA

▶ PV	21	Merrit VAN METER	JR	4.11m 13-5½	4/5/13	2.5	0.21	2.71
▶ TJ	47	Estefany CRUZ	JR	12.56m 41-2½	3/29/13	0.075	0.00	0.08

Team Total 3.93

132



Florida Atlantic

Conference USA

Event	Scrd As	Athlete	Yr	Scored Mark	Date	Pl. Pts.	Bonus	TOTAL
-------	---------	---------	----	-------------	------	----------	-------	-------

Scored bests come from PRE-SEASON DATA

▶ 400H	19	Danielle AROMASHODU	SR	58.33	5/10/13	3.5	0.40	3.90
--------	----	---------------------	----	-------	---------	-----	------	------

Team Total 3.90

133



South Alabama

Sun Belt Conference

Event	Scrd As	Athlete	Yr	Scored Mark	Date	Pl. Pts.	Bonus	TOTAL
-------	---------	---------	----	-------------	------	----------	-------	-------

Scored bests come from CURRENT season

▶ HJ	46	Noelle JONES	SR	1.76m 5-9¼	3/20/14	0.1	0.00	0.10
▶ HT	44	Bobbie WILLIAMSON	SR	57.84m 189-9	3/7/14	0.15	0.00	0.15
▶ JAV	31	Leah HIXON	SR	48.42m 158-10	3/14/14	0.65	0.00	0.65
▶ HEPT	23	Noelle JONES	SR	5,328	3/20/14	1.5	0.32	1.82

Scored bests come from PRE-SEASON DATA

▶ HEPT	28	Leah HIXON	SR	5,244	5/10/13	0.8	0.00	0.80
--------	----	------------	----	-------	---------	-----	------	------

Team Total 3.52

134



Utah

Pac-12 Conference

▼ 95

Event	Scrd As	Athlete	Yr	Scored Mark	Date	Pl. Pts.	Bonus	TOTAL
-------	---------	---------	----	-------------	------	----------	-------	-------

Scored bests come from PRE-SEASON DATA

▶ 10k	41	Susannah HURST	JR	34:46.96	4/18/13	0.225	0.00	0.22
▶ HT	20	Aoife HICKEY	JR	61.54m 201-11	4/12/13	3	0.29	3.29

Team Total 3.52

135



Stephen F. Austin

Southland Conference

Event	Scrd As	Athlete	Yr	Scored Mark	Date	Pl. Pts.	Bonus	TOTAL
-------	---------	---------	----	-------------	------	----------	-------	-------

Scored bests come from CURRENT season

▶ 4x400	27	Hatchett, Jefferson, Redic, Simpson		3:38.12	3/20/14	0.85	0.00	0.85
▶ JAV	22	Madison JOHNSTON	JR	49.39m 162-0	3/20/14	2	0.25	2.25

Team Total 3.10

"Scrd As", short for "Scored As", Standing used for place points portion of performance's score combining preseason data (when applied) to current season data

Numbers in BLACK are both the performance's actual NCAA rank AND "scored as" rank Numbers in RED indicate actual NCAA rank does not exist or is worse than "scored as" rank Numbers in BLUE indicate actual NCAA rank is better than "scored as" rank

USTFCCCA Non-Member

Non-Member Schools Will NOT be ranked, beginning Week 2



USTFCCCA NCAA Division I National Team Computer Rankings

as of 3/24/2014 4:11:07 PM

2014 Outdoor Track & Field, Preseason

Only those who score >0.01 pts are shown
D denotes multiple-event rule in affect

WOMEN

136 Lipscomb Atlantic Sun Conference

Event	Scrd As	Athlete	Yr	Scored Mark	Date	Pl. Pts.	Bonus	TOTAL
Scored bests come from PRE-SEASON DATA								
Steeple	21	Madelin TALBERT	SO	10:11.21	5/25/13	2.5	0.44	2.94
Team Total								2.94

137 Central Michigan Mid-American Conference

Event	Scrd As	Athlete	Yr	Scored Mark		Date	Pl. Pts.	Bonus	TOTAL
Scored bests come from PRE-SEASON DATA									
► DISC	21	Devene BROWN	SO	53.97m	177-1	4/25/13	2.5	0.40	2.90
Team Total									2.90

138 Loyola Marymount West Coast Conference

Event	Scrd As	Athlete	Yr	Scored Mark	Date	Pl. Pts.	Bonus	TOTAL
Scored bests come from PRE-SEASON DATA								
5000	32	Sheree SHEA	SR	16:13.27	3/29/13	0.6	0.08	0.68
10k	23	Sheree SHEA	SR	34:21.28	4/18/13	1.5	0.33	1.83
Team Total								2.51

139 Louisiana-Lafayette Sun Belt Conference

Event	Scrd As	Athlete	Yr	Scored Mark		Date	Pl. Pts.	Bonus	TOTAL
Scored bests come from PRE-SEASON DATA									
▶ HJ	26	Lindsey HARMOND	SO	1.79m	5-10%	3/30/13	0.9	0.15	1.05
▶ LJ	34	Tia MITCHELL	JR	6.15m	20-2%	5/10/13	0.5	0.00	0.50
▶ TJ	28	Tarvia CONWAY	SR	12.76m	41-10%	5/10/13	0.8	0.15	0.95
Team Total									2.50

140 Southern Miss Conference USA

Event	Scrd As	Athlete	Yr	Scored Mark	Date	Pl. Pts.	Bonus	TOTAL	
Scored bests come from CURRENT season									
► DISC	22	Rachel POLK	JR	53.91m	176-10	3/15/14	2	0.38	2.38
Team Total									2.38

141 Western Michigan Mid-American Conference

Event	Scrd As	Athlete	Yr	Scored Mark	Date	Pl. Pts.	Bonus	TOTAL
Scored bests come from PRE-SEASON DATA								
HEPT	22	Kathryn PICKETT	JR	5,329	5/9/13	2	0.33	2.33
Team Total								2.33

142 Tennessee State Ohio Valley Conference

Event	Scrd As	Athlete	Yr	Scored Mark		Date	Pl. Pts.	Bonus	TOTAL
Scored bests come from CURRENT season									
▶ 4x100	35	Dameus, Jackson, Hughes, Sales		45.58		3/20/14	0.45	0.00	0.45
▶ 4x400	48	Jackson, Taylor, Hughes, Sales		3:44.40		3/20/14	0.05	0.00	0.05
▶ HEPT	26	Clairwin DAMEUS	SO	5,283		3/20/14	0.9	0.13	1.03
Scored bests come from PRE-SEASON DATA									
▶ LJ	38	Ashontae JACKSON	JR	6.14mw	20-1%	4/4/13	0.3	0.00	0.30
▶ LJ	38	Clairwin DAMEUS	SO	6.14m	20-1%	5/10/13	0.3	0.00	0.30
Team Total									2.13

143 Idaho State Big Sky Conference

Event	Scrd As	Athlete	Yr	Scored Mark		Date	Pl. Pts.	Bonus	TOTAL
Scored bests come from PRE-SEASON DATA									
▶ 400H	32	Hayli WORTHINGTON	SR	58.71		5/8/13	0.6	0.19	0.79
▶ PV	43	Caitlin MAULIN	SR	4.02m	13-2%	4/12/13	0.175	0.00	0.17
▶ JAV	26	Bailey BARS	SO	48.90m	160-5	4/24/13	0.9	0.11	1.01
Team Total									1.97

144 Kennesaw State Atlantic Sun Conference

Event	Scrd As	Athlete	Yr	Scored Mark	Date	Pl. Pts.	Bonus	TOTAL
Scored bests come from PRE-SEASON DATA								
4x100	23			44.63	5/10/13	1.5	0.37	1.87
Team Total								1.87

"Scrd As", short for "Scored As", Standing used for place points portion of performance's score combining preseason data (when applied) to current season data

Numbers in BLACK are both the performance's actual NCAA rank AND "scored as" rank Numbers in RED indicate actual NCAA rank does not exist or is worse than "scored as" rank Numbers in BLUE indicate actual NCAA rank is better than "scored as" rank

USTFCCCA Non-Member

Non-Member Schools Will NOT be ranked, beginning Week 2



USTFCCCA NCAA Division I National Team Computer Rankings

as of 3/24/2014 4:11:07 PM

2014 Outdoor Track & Field, Preseason

Only those who score >0.01 pts are shown
D denotes multiple-event rule in affect

WOMEN

145



Boston College Atlantic Coast Conference

Event	Scrd As	Athlete	Yr	Scored Mark	Date	Pl. Pts.	Bonus	TOTAL
Scored bests come from PRE-SEASON DATA								
Steeple	23	Morgan MUELLER	SR	10:13.14	5/10/13	1.5	0.35	1.85
Team Total								1.85

146



New Mexico State Western Athletic Conference

Event	Scrd As	Athlete	Yr	Scored Mark	Date	Pl. Pts.	Bonus	TOTAL
Scored bests come from PRE-SEASON DATA								
400	35	Brianna CROMARTIE	SR	53.28	4/20/13	0.45	0.12	0.57
HEPT	24	Zoe MEADE	SR	5,304	5/8/13	1	0.22	1.22
Team Total								1.79

147



Missouri State Missouri Valley Conference

Event	Scrd As	Athlete	Yr	Scored Mark	Date	Pl. Pts.	Bonus	TOTAL
Scored bests come from PRE-SEASON DATA								
200	40	Shavonne HUSBANDS	SO	23.53w (3.6)	5/10/13	0.25	0.05	0.30
400	34	Althia MAXIMILIEN	JR	53.25	5/10/13	0.5	0.14	0.64
TJ	30	Robiann BROOMFIELD	SO	12.73m 41-9 1/4	4/20/13	0.7	0.09	0.79
Team Total								1.73

148



Sacramento State Big Sky Conference

Event	Scrd As	Athlete	Yr	Scored Mark	Date	Pl. Pts.	Bonus	TOTAL
Scored bests come from CURRENT season								
JAV	38	Emily KERSTING	SR	47.63m 156-3	3/22/14	0.3	0.00	0.30
Scored bests come from PRE-SEASON DATA								
400	43	Dominique WHITTINGTON	JR	53.50	5/8/13	0.175	0.00	0.17
10k	29	Lauren MUGNAINI	SR	34:30.22	3/29/13	0.75	0.19	0.94
SP	40	Erinn JONES	SR	15.71m 51-6 1/2	5/25/13	0.25	0.00	0.25
Team Total								1.67

149



Charlotte Conference USA

Event	Scrd As	Athlete	Yr	Scored Mark	Date	Pl. Pts.	Bonus	TOTAL
Scored bests come from PRE-SEASON DATA								
400	28	T'Sheila MUNGO	JR	53.06	5/25/13	0.8	0.25	1.05
400H	38	LeAnna MORRISON	JR	58.99	5/4/13	0.3	0.04	0.34
Team Total								1.39

150



Texas State Sun Belt Conference

Event	Scrd As	Athlete	Yr	Scored Mark	Date	Pl. Pts.	Bonus	TOTAL
Scored bests come from CURRENT season								
200	48	Marika BROWN	FR	23.57 (1.6)	3/20/14	0.05	0.00	0.05
4x100	34	Hebert, Brown, Stewart, Hani		45.52	3/20/14	0.5	0.00	0.50
SP	36	Talore KELLY	SO	15.87m 52-1	3/20/14	0.4	0.00	0.40
Scored bests come from PRE-SEASON DATA								
TJ	46	Allie SAUNDERS	JR	12.57m 41-3	5/8/13	0.1	0.00	0.10
HEPT	38	Tina VALENZUELA	SR	5,120	5/8/13	0.3	0.00	0.30
Team Total								1.35


151



Eastern Kentucky Ohio Valley Conference

Event	Scrd As	Athlete	Yr	Scored Mark	Date	Pl. Pts.	Bonus	TOTAL
Scored bests come from PRE-SEASON DATA								
5000	24	Ann EASON	JR	16:06.11	6/8/13	1	0.32	1.32
Team Total								1.32

152



UMES Mid-Eastern Athletic Conference

Event	Scrd As	Athlete	Yr	Scored Mark	Date	Pl. Pts.	Bonus	TOTAL
Scored bests come from PRE-SEASON DATA								
200	25	Gayon EVANS	JR	23.34 (1.6)	5/2/13	0.95	0.32	1.27
Team Total								1.27

"Scrd As", short for "Scored As", Standing used for place points portion of performance's score combining preseason data (when applied) to current season data

Numbers in BLACK are both the performance's actual NCAA rank AND "scored as" rank Numbers in RED indicate actual NCAA rank does not exist or is worse than "scored as" rank Numbers in BLUE indicate actual NCAA rank is better than "scored as" rank

USTFCCCA Non-Member

Non-Member Schools Will NOT be ranked, beginning Week 2



2014 Outdoor Track & Field, Preseason

Only those who score >0.01 pts are shown
D denotes multiple-event rule in affect

WOMEN

153



Norfolk State

Mid-Eastern Athletic Conference

Event	Scrd As	Athlete	Yr	Scored Mark	Date	Pl. Pts.	Bonus	TOTAL
Scored bests come from PRE-SEASON DATA								
100	47	Torie CUNNINGHAM	JR	11.50 (-0.9)	4/13/13	0.075	0.00	0.08
100	48	Brittany MCCANTS	SO	11.51 (-0.9)	4/13/13	0.05	0.00	0.05
LJ	25	Champagne BELL	SR	6.21m 20-4½	4/13/13	0.95	0.18	1.13
Team Total								1.25

154



Long Beach State

Big West Conference

Event	Scrd As	Athlete	Yr	Scored Mark	Date	Pl. Pts.	Bonus	TOTAL
Scored bests come from CURRENT season								
4x100	44	Goosby, Cooper, Kruthers, Wright		45.98	3/21/14	0.15	0.00	0.15
4x400	29	Cooper, Kruthers, Askew, Wright		3:39.65	3/21/14	0.75	0.00	0.75
PV	48	Kayla KAMAKA	SR	4.00m 13-1½	3/15/14	0.05	0.00	0.05
HT	38	Fatima VERGARA	JR	58.57m 192-2	3/15/14	0.3	0.00	0.30
Team Total								1.25

155



North Dakota State

The Summit League

Event	Scrd As	Athlete	Yr	Scored Mark	Date	Pl. Pts.	Bonus	TOTAL
Scored bests come from PRE-SEASON DATA								
400	47	Ashley TINGELSTAD	SR	53.57	4/18/13	0.075	0.00	0.08
Steeple	48	Maddie MCCLELLAN	SR	10:27.08	4/24/13	0.05	0.00	0.05
100H	41	Deborah JOHN	SR	13.48 (1.5)	5/25/13	0.225	0.01	0.23
HT	28	Emily LESSER	SR	60.66m 199-0	4/18/13	0.8	0.03	0.83
Team Total								1.19

156




UT Arlington

Sun Belt Conference

Event	Scrd As	Athlete	Yr	Scored Mark	Date	Pl. Pts.	Bonus	TOTAL
Scored bests come from CURRENT season								
4x400	46	Johnson, Gorham, Baldwin, Wright		3:44.33	3/20/14	0.1	0.00	0.10
Scored bests come from PRE-SEASON DATA								
800	28	Ashly WRIGHT	JR	2:06.04	5/25/13	0.8	0.24	1.04
LJ	48	Morgan DOMINGUE	SR	6.08mw 19-11½	4/5/13	0.05	0.00	0.05
Team Total								1.19

157



Lafayette

Patriot League

Event	Scrd As	Athlete	Yr	Scored Mark	Date	Pl. Pts.	Bonus	TOTAL
Scored bests come from PRE-SEASON DATA								
HT	24	Rachel PENA	SR	61.17m 200-8	5/10/13	1	0.18	1.18
Team Total								1.18

158



Albany

America East Conference

Event	Scrd As	Athlete	Yr	Scored Mark	Date	Pl. Pts.	Bonus	TOTAL
Scored bests come from PRE-SEASON DATA								
10k	26	Brittney LANE	SR	34:26.47	4/18/13	0.9	0.25	1.15
Team Total								1.15

159



Weber State

Big Sky Conference

120

Event	Scrd As	Athlete	Yr	Scored Mark	Date	Pl. Pts.	Bonus	TOTAL
Scored bests come from PRE-SEASON DATA								
JAV	24	Tiffany HELLSTROM	SR	49.02m 160-10	4/24/13	1	0.14	1.14
Team Total								1.14

160



UC Santa Barbara

Big West Conference

Event	Scrd As	Athlete	Yr	Scored Mark	Date	Pl. Pts.	Bonus	TOTAL
Scored bests come from PRE-SEASON DATA								
10k	27	Daniella MORENO	SR	34:27.81	3/29/13	0.85	0.23	1.08
Team Total								1.08

"Scrd As", short for "Scored As", Standing used for place points portion of performance's score combining preseason data (when applied) to current season data

Numbers in BLACK are both the performance's actual NCAA rank AND "scored as" rank Numbers in RED indicate actual NCAA rank does not exist or is worse than "scored as" rank Numbers in BLUE indicate actual NCAA rank is better than "scored as" rank

USTFCCCA Non-Member

Non-Member Schools Will NOT be ranked, beginning Week 2



2014 Outdoor Track & Field, Preseason

Only those who score >0.01 pts are shown
D denotes multiple-event rule in affect

WOMEN

161



Western Carolina

Southern Conference

Event	Scrd As	Athlete	Yr	Scored Mark	Date	Pl. Pts.	Bonus	TOTAL
-------	---------	---------	----	-------------	------	----------	-------	-------

Scored bests come from CURRENT season

4x400	30	Archie-McMillan, Emrick, Elliott, Carter		3:40.33	3/20/14	0.7	0.00	0.70
-------	----	--	--	---------	---------	-----	------	------

Scored bests come from PRE-SEASON DATA

800	41	Jocelyn KEEN	SR	2:06.46	5/10/13	0.225	0.12	0.35
-----	----	--------------	----	---------	---------	-------	------	------

Team Total

1.05

162



Ark.-Little Rock

Sun Belt Conference

Event	Scrd As	Athlete	Yr	Scored Mark	Date	Pl. Pts.	Bonus	TOTAL
-------	---------	---------	----	-------------	------	----------	-------	-------


Scored bests come from CURRENT season

Steeple	27	Emma DAHL	JR	10:16.66	3/15/14	0.85	0.18	1.03
---------	----	-----------	----	----------	---------	------	------	------

Team Total

1.03

163



Northern Colorado

Big Sky Conference

Event	Scrd As	Athlete	Yr	Scored Mark	Date	Pl. Pts.	Bonus	TOTAL
-------	---------	---------	----	-------------	------	----------	-------	-------

Scored bests come from PRE-SEASON DATA

LJ	29	Rachel HINKER	JR	6.18m	20-3½	5/25/13	0.75	0.05	0.80
----	----	---------------	----	-------	-------	---------	------	------	------

Team Total

0.80

164



La Salle

Atlantic 10 Conference

Event	Scrd As	Athlete	Yr	Scored Mark	Date	Pl. Pts.	Bonus	TOTAL
-------	---------	---------	----	-------------	------	----------	-------	-------

Scored bests come from PRE-SEASON DATA

5000	42	Meghan MCGLINCHEY	SR	16:15.52	5/10/13	0.2	0.01	0.21
------	----	-------------------	----	----------	---------	-----	------	------

10k	34	Meghan MCGLINCHEY	SR	34:39.94	3/29/13	0.5	0.05	0.55
-----	----	-------------------	----	----------	---------	-----	------	------

Team Total

0.76

165



Duquesne

Atlantic 10 Conference

Event	Scrd As	Athlete	Yr	Scored Mark	Date	Pl. Pts.	Bonus	TOTAL
-------	---------	---------	----	-------------	------	----------	-------	-------

Scored bests come from PRE-SEASON DATA

Steeple	30	Amber VALIMONT	SR	10:19.85	5/25/13	0.7	0.02	0.72
---------	----	----------------	----	----------	---------	-----	------	------

Team Total

0.72

"Scrd As", short for "Scored As", Standing used for place points portion of performance's score combining preseason data (when applied) to current season data

Numbers in BLACK are both the performance's actual NCAA rank AND "scored as" rank Numbers in RED indicate actual NCAA rank does not exist or is worse than "scored as" rank Numbers in BLUE indicate actual NCAA rank is better than "scored as" rank

USTFCCCA Non-Member

Non-Member Schools Will NOT be ranked, beginning Week 2

166



Mount St. Mary's

Northeast Conference

Event	Scrd As	Athlete	Yr	Scored Mark	Date	Pl. Pts.	Bonus	TOTAL
-------	---------	---------	----	-------------	------	----------	-------	-------


Scored bests come from CURRENT season

JAV	30	Heather JUHRING	JR	48.45m	158-11	3/21/14	0.7	0.00	0.70
-----	----	-----------------	----	--------	--------	---------	-----	------	------

Team Total

0.70

167



Southern Illinois

Missouri Valley Conference

106

Event	Scrd As	Athlete	Yr	Scored Mark	Date	Pl. Pts.	Bonus	TOTAL
-------	---------	---------	----	-------------	------	----------	-------	-------

Scored bests come from PRE-SEASON DATA

100	48	Amiris WARREN	JR	11.51w	(2.1)	5/10/13	0.05	0.00	0.05
-----	----	---------------	----	--------	-------	---------	------	------	------

HJ	46	Kenya CULMER	SR	1.76m	5-9¼	4/24/13	0.1	0.00	0.10
----	----	--------------	----	-------	------	---------	-----	------	------

TJ	43	Kenya CULMER	SR	12.59m	41-3¾	4/24/13	0.175	0.00	0.17
----	----	--------------	----	--------	-------	---------	-------	------	------

SP	40	Ashley GASTON	JR	15.71m	51-6¾	4/24/13	0.25	0.00	0.25
----	----	---------------	----	--------	-------	---------	------	------	------

DISC	47	Ashley GASTON	JR	50.94m	167-1	5/25/13	0.075	0.00	0.08
------	----	---------------	----	--------	-------	---------	-------	------	------

Team Total

0.65

168



Navy

Patriot League

Event	Scrd As	Athlete	Yr	Scored Mark	Date	Pl. Pts.	Bonus	TOTAL
-------	---------	---------	----	-------------	------	----------	-------	-------

Scored bests come from PRE-SEASON DATA

DISC	31	Maressa GUYNN	SR	51.97m	170-6	5/3/13	0.65	0.00	0.65
------	----	---------------	----	--------	-------	--------	------	------	------

Team Total

0.65

168



Samford

Southern Conference

Event	Scrd As	Athlete	Yr	Scored Mark	Date	Pl. Pts.	Bonus	TOTAL
-------	---------	---------	----	-------------	------	----------	-------	-------

Scored bests come from CURRENT season

HT	31	Emily ALLEN	SR	59.72m	195-11	3/20/14	0.65	0.00	0.65
----	----	-------------	----	--------	--------	---------	------	------	------

Team Total

0.65



2014 Outdoor Track & Field, Preseason

Only those who score >0.01 pts are shown
D denotes multiple-event rule in affect

WOMEN

170



Air Force

Mountain West Conference

Event	Scrd As	Athlete	Yr	Scored Mark	Date	Pl. Pts.	Bonus	TOTAL
-------	---------	---------	----	-------------	------	----------	-------	-------

Scored bests come from PRE-SEASON DATA

▶ 800	43	Annette EICHENBERGER	SR	2:06.63	3/29/13	0.175	0.07	0.25
▶ TJ	36	Kassie GURNELL	SR	12.63m 41-5½	5/25/13	0.4	0.00	0.40

Team Total 0.65

171



Louisville

American Athletic Conference

Event	Scrd As	Athlete	Yr	Scored Mark	Date	Pl. Pts.	Bonus	TOTAL
-------	---------	---------	----	-------------	------	----------	-------	-------

Scored bests come from PRE-SEASON DATA

▶ HT	32	Patrice GATES	SR	59.51m 195-3	5/3/13	0.6	0.00	0.60
------	----	---------------	----	--------------	--------	-----	------	------

Team Total 0.60

171



Oregon State

Pac-12 Conference

Event	Scrd As	Athlete	Yr	Scored Mark	Date	Pl. Pts.	Bonus	TOTAL
-------	---------	---------	----	-------------	------	----------	-------	-------

Scored bests come from PRE-SEASON DATA

▶ HJ	32	Sara ALMEN	SO	1.78m 5-10	5/3/13	0.6	0.00	0.60
------	----	------------	----	------------	--------	-----	------	------

Team Total 0.60

171



Wyoming

Mountain West Conference

Event	Scrd As	Athlete	Yr	Scored Mark	Date	Pl. Pts.	Bonus	TOTAL
-------	---------	---------	----	-------------	------	----------	-------	-------

Scored bests come from PRE-SEASON DATA

▶ HEPT	32	Jenna MANN	SR	5,200	5/8/13	0.6	0.00	0.60
--------	----	------------	----	-------	--------	-----	------	------

Team Total 0.60

174



Marquette

BIG EAST Conference

Event	Scrd As	Athlete	Yr	Scored Mark	Date	Pl. Pts.	Bonus	TOTAL
-------	---------	---------	----	-------------	------	----------	-------	-------

Scored bests come from PRE-SEASON DATA

▶ LJ	40	Carlye SCHUH	SR	6.13m 20-1½	5/3/13	0.25	0.00	0.25
▶ HT	37	Kathryn KOECK	SR	58.91m 193-3	3/14/13	0.35	0.00	0.35

Team Total 0.60

175



North Carolina A&T

Mid-Eastern Athletic Conference

Event	Scrd As	Athlete	Yr	Scored Mark	Date	Pl. Pts.	Bonus	TOTAL
-------	---------	---------	----	-------------	------	----------	-------	-------

Scored bests come from CURRENT season

▶ 4x400	33			3:41.30	3/20/14	0.55	0.00	0.55
---------	----	--	--	---------	---------	------	------	------

Team Total 0.55

176



Tulsa

Conference USA

Event	Scrd As	Athlete	Yr	Scored Mark	Date	Pl. Pts.	Bonus	TOTAL
-------	---------	---------	----	-------------	------	----------	-------	-------

Scored bests come from PRE-SEASON DATA

▶ 800	36	Katherine CAMP	SR	2:06.38	5/9/13	0.4	0.14	0.54
-------	----	----------------	----	---------	--------	-----	------	------

Team Total 0.54

177



UC Irvine

Big West Conference

Event	Scrd As	Athlete	Yr	Scored Mark	Date	Pl. Pts.	Bonus	TOTAL
-------	---------	---------	----	-------------	------	----------	-------	-------

Scored bests come from PRE-SEASON DATA

▶ SP	43	Itohan AIKHONBARE	JR	15.67m 51-5	5/4/13	0.175	0.00	0.17
▶ DISC	37	Itohan AIKHONBARE	JR	51.63m 169-4	4/19/13	0.35	0.00	0.35

Team Total 0.52

178



Middle Tennessee

Conference USA

Event	Scrd As	Athlete	Yr	Scored Mark	Date	Pl. Pts.	Bonus	TOTAL
-------	---------	---------	----	-------------	------	----------	-------	-------

Scored bests come from CURRENT season

▶ TJ	34	India HAMMOND	SO	12.68m 41-7¼ (0.3)	3/20/14	0.5	0.00	0.50
------	----	---------------	----	--------------------	---------	-----	------	------

Team Total 0.50

178



Northwestern State

Southland Conference

Event	Scrd As	Athlete	Yr	Scored Mark	Date	Pl. Pts.	Bonus	TOTAL
-------	---------	---------	----	-------------	------	----------	-------	-------

Scored bests come from PRE-SEASON DATA

▶ JAV	34	Jessica TALLEY	JR	48.08m 157-9	4/13/13	0.5	0.00	0.50
-------	----	----------------	----	--------------	---------	-----	------	------

Team Total 0.50

"Scrd As", short for "Scored As", Standing used for place points portion of performance's score combining preseason data (when applied) to current season data

Numbers in BLACK are both the performance's actual NCAA rank AND "scored as" rank Numbers in RED indicate actual NCAA rank does not exist or is worse than "scored as" rank Numbers in BLUE indicate actual NCAA rank is better than "scored as" rank

USTFCCCA Non-Member

Non-Member Schools Will NOT be ranked, beginning Week 2



2014 Outdoor Track & Field, Preseason

Only those who score >0.01 pts are shown
D denotes multiple-event rule in affect

WOMEN

180



James Madison

Colonial Athletic Association

Event	Scrd As	Athlete	Yr	Scored Mark	Date	Pl. Pts.	Bonus	TOTAL
-------	---------	---------	----	-------------	------	----------	-------	-------

Scored bests come from PRE-SEASON DATA

▶ 10k	35	Jenna FLICKINGER	SO	34:40.33	5/3/13	0.45	0.05	0.50
-------	----	------------------	----	----------	--------	------	------	------

Team Total 0.50

181



Prairie View A&M

Southwestern Athletic Conference

Event	Scrd As	Athlete	Yr	Scored Mark	Date	Pl. Pts.	Bonus	TOTAL
-------	---------	---------	----	-------------	------	----------	-------	-------

Scored bests come from PRE-SEASON DATA

▶ 400	36	Terracia MOODY	SR	53.33	5/25/13	0.4	0.09	0.49
-------	----	----------------	----	-------	---------	-----	------	------

Team Total 0.49

182



Eastern Washington

Big Sky Conference

Event	Scrd As	Athlete	Yr	Scored Mark	Date	Pl. Pts.	Bonus	TOTAL
-------	---------	---------	----	-------------	------	----------	-------	-------

Scored bests come from PRE-SEASON DATA

▶ Steeple	35	Katie MAHONEY	SO	10:21.53	5/25/13	0.45	0.00	0.45
-----------	----	---------------	----	----------	---------	------	------	------

Team Total 0.45

183



UMBC

America East Conference

Event	Scrd As	Athlete	Yr	Scored Mark	Date	Pl. Pts.	Bonus	TOTAL
-------	---------	---------	----	-------------	------	----------	-------	-------

Scored bests come from PRE-SEASON DATA

▶ 100	37	Mercedes JACKSON	JR	11.46 (1.3)	5/25/13	0.35	0.08	0.43
-------	----	------------------	----	-------------	---------	------	------	------

Team Total 0.43

184



Nicholls

Southland Conference

Event	Scrd As	Athlete	Yr	Scored Mark	Date	Pl. Pts.	Bonus	TOTAL
-------	---------	---------	----	-------------	------	----------	-------	-------

Scored bests come from PRE-SEASON DATA

▶ JAV	36	Jaimee SPRINGER	SR	48.01m 157-6	5/25/13	0.4	0.00	0.40
-------	----	-----------------	----	--------------	---------	-----	------	------

Team Total 0.40

184



Southeast Missouri

Ohio Valley Conference

Event	Scrd As	Athlete	Yr	Scored Mark	Date	Pl. Pts.	Bonus	TOTAL
-------	---------	---------	----	-------------	------	----------	-------	-------

Scored bests come from PRE-SEASON DATA

▶ SP	36	Courtney GAPELU	SR	15.87m 52-1	5/25/13	0.4	0.00	0.40
------	----	-----------------	----	-------------	---------	-----	------	------

Team Total 0.40

186



Alabama State

Southwestern Athletic Conference

Event	Scrd As	Athlete	Yr	Scored Mark	Date	Pl. Pts.	Bonus	TOTAL
-------	---------	---------	----	-------------	------	----------	-------	-------

Scored bests come from CURRENT season

▶ 4x400	37			3:41.86	3/21/14	0.35	0.00	0.35
---------	----	--	--	---------	---------	------	------	------

Team Total 0.35

187



High Point

Big South Conference

Event	Scrd As	Athlete	Yr	Scored Mark	Date	Pl. Pts.	Bonus	TOTAL
-------	---------	---------	----	-------------	------	----------	-------	-------

Scored bests come from PRE-SEASON DATA

▶ JAV	37	Christine RICKERT	SO	47.78m 156-9	4/5/13	0.35	0.00	0.35
-------	----	-------------------	----	--------------	--------	------	------	------

Team Total 0.35

188



Appalachian State

Southern Conference

Event	Scrd As	Athlete	Yr	Scored Mark	Date	Pl. Pts.	Bonus	TOTAL
-------	---------	---------	----	-------------	------	----------	-------	-------

Scored bests come from PRE-SEASON DATA

▶ 200	39	Breanna ALSTON	SR	23.52 (2.0)	5/12/13	0.275	0.06	0.34
-------	----	----------------	----	-------------	---------	-------	------	------

Team Total 0.34

189



Coppin State

Mid-Eastern Athletic Conference

Event	Scrd As	Athlete	Yr	Scored Mark	Date	Pl. Pts.	Bonus	TOTAL
-------	---------	---------	----	-------------	------	----------	-------	-------

Scored bests come from PRE-SEASON DATA

▶ 400	39	Melissa CADDLE	JR	53.38	4/4/13	0.275	0.06	0.34
-------	----	----------------	----	-------	--------	-------	------	------

Team Total 0.34

"Scrd As", short for "Scored As", Standing used for place points portion of performance's score combining preseason data (when applied) to current season data

Numbers in BLACK are both the performance's actual NCAA rank AND "scored as" rank Numbers in RED indicate actual NCAA rank does not exist or is worse than "scored as" rank Numbers in BLUE indicate actual NCAA rank is better than "scored as" rank

USTFCCCA Non-Member

Non-Member Schools Will NOT be ranked, beginning Week 2



2014 Outdoor Track & Field, Preseason

Only those who score >0.01 pts are shown
D denotes multiple-event rule in affect

WOMEN

190



Gonzaga

West Coast Conference

Event	Scrd As	Athlete	Yr	Scored Mark	Date	Pl. Pts.	Bonus	TOTAL
-------	---------	---------	----	-------------	------	----------	-------	-------

Scored bests come from PRE-SEASON DATA

10k	38	Emily THOMAS	SR	34:41.97	3/29/13	0.3	0.02	0.32
-----	----	--------------	----	----------	---------	-----	------	------

Team Total 0.32

191



Cal State Fullerton

Big West Conference

Event	Scrd As	Athlete	Yr	Scored Mark	Date	Pl. Pts.	Bonus	TOTAL
-------	---------	---------	----	-------------	------	----------	-------	-------

Scored bests come from PRE-SEASON DATA

400	40	Katie WILSON	SR	53.39	5/10/13	0.25	0.06	0.31
-----	----	--------------	----	-------	---------	------	------	------

Team Total 0.31

192



Iona

Metro Atlantic Athletic Conference

Event	Scrd As	Athlete	Yr	Scored Mark	Date	Pl. Pts.	Bonus	TOTAL
-------	---------	---------	----	-------------	------	----------	-------	-------

Scored bests come from PRE-SEASON DATA

1500	49	Kirsten STEWART	SR	4:20.95	5/25/13	0.025	0.00	0.03
------	----	-----------------	----	---------	---------	-------	------	------

Steeple	39	Regina NEUMEYER	JR	10:24.37	5/25/13	0.275	0.00	0.28
---------	----	-----------------	----	----------	---------	-------	------	------

Team Total 0.30

193



Georgia Southern

Southern Conference

Event	Scrd As	Athlete	Yr	Scored Mark	Date	Pl. Pts.	Bonus	TOTAL
-------	---------	---------	----	-------------	------	----------	-------	-------

Scored bests come from CURRENT season

4x400	38	Edwards, McFarlane, Thomas, Stegall		3:42.30	3/21/14	0.3	0.00	0.30
-------	----	--	--	---------	---------	-----	------	------

Team Total 0.30

194



Georgia State

Sun Belt Conference

Event	Scrd As	Athlete	Yr	Scored Mark	Date	Pl. Pts.	Bonus	TOTAL
-------	---------	---------	----	-------------	------	----------	-------	-------

Scored bests come from CURRENT season

4x100	39	Colbert, Gilbert, Colbert, Brewer		45.68	3/15/14	0.275	0.00	0.28
-------	----	--------------------------------------	--	-------	---------	-------	------	------

Team Total 0.28

195



Central Arkansas

Southland Conference

Event	Scrd As	Athlete	Yr	Scored Mark	Date	Pl. Pts.	Bonus	TOTAL
-------	---------	---------	----	-------------	------	----------	-------	-------

Scored bests come from CURRENT season

PV	40	Sara CALHOUN	FR	4.06m	13-34	3/21/14	0.25	0.00	0.25
----	----	--------------	----	-------	-------	---------	------	------	------

Team Total 0.25

195



Howard

Mid-Eastern Athletic Conference

Event	Scrd As	Athlete	Yr	Scored Mark	Date	Pl. Pts.	Bonus	TOTAL
-------	---------	---------	----	-------------	------	----------	-------	-------

Scored bests come from PRE-SEASON DATA

400H	40	Monica TODD	SR	59.08	5/25/13	0.25	0.00	0.25
------	----	-------------	----	-------	---------	------	------	------

Team Total 0.25

195



Manhattan

Metro Atlantic Athletic Conference

Event	Scrd As	Athlete	Yr	Scored Mark	Date	Pl. Pts.	Bonus	TOTAL
-------	---------	---------	----	-------------	------	----------	-------	-------

Scored bests come from PRE-SEASON DATA

HT	40	Lydia WEHRLI	JR	58.33m	191-4	5/10/13	0.25	0.00	0.25
----	----	--------------	----	--------	-------	---------	------	------	------

Team Total 0.25

198



Austin Peay

Ohio Valley Conference

Event	Scrd As	Athlete	Yr	Scored Mark	Date	Pl. Pts.	Bonus	TOTAL
-------	---------	---------	----	-------------	------	----------	-------	-------

Scored bests come from CURRENT season

4x100	41	Jones, Davis, Adams, Ross		45.78	3/22/14	0.225	0.00	0.23
-------	----	---------------------------	--	-------	---------	-------	------	------

Team Total 0.23

199



LIU Brooklyn

Northeast Conference

Event	Scrd As	Athlete	Yr	Scored Mark	Date	Pl. Pts.	Bonus	TOTAL
-------	---------	---------	----	-------------	------	----------	-------	-------

Scored bests come from PRE-SEASON DATA

HJ	41	Kyaira WRIGHT-HARMON	SO	1.77m	5-9	5/4/13	0.225	0.00	0.22
----	----	----------------------	----	-------	-----	--------	-------	------	------

Team Total 0.22

"Scrd As", short for "Scored As", Standing used for place points portion of performance's score combining preseason data (when applied) to current season data

Numbers in BLACK are both the performance's actual NCAA rank AND "scored as" rank Numbers in RED indicate actual NCAA rank does not exist or is worse than "scored as" rank Numbers in BLUE indicate actual NCAA rank is better than "scored as" rank

USTFCCCA Non-Member

Non-Member Schools Will NOT be ranked, beginning Week 2



USTFCCCA NCAA Division I National Team Computer Rankings

2014 Outdoor Track & Field, Preseason

as of 3/24/2014 4:11:08 PM

Only those who score >0.01 pts are shown
D denotes multiple-event rule in affect

WOMEN

199



Penn
Ivy League

Event	Scrd As	Athlete	Yr	Scored Mark	Date	Pl. Pts.	Bonus	TOTAL
Scored bests come from CURRENT season								
JAV	41	Kelsey HAY	SO	47.42m	155-7	3/22/14	0.225	0.00 0.22
Team Total								0.22

201



Monmouth
Metro Atlantic Athletic Conference

Event	Scrd As	Athlete	Yr	Scored Mark	Date	Pl. Pts.	Bonus	TOTAL
Scored bests come from PRE-SEASON DATA								
DISC	42	Taylor JOHNSON	JR	51.15m	167-9	5/4/13	0.2	0.00 0.20
Team Total								0.20

202



Montana State
Big Sky Conference

Event	Scrd As	Athlete	Yr	Scored Mark	Date	Pl. Pts.	Bonus	TOTAL
Scored bests come from PRE-SEASON DATA								
Steeple	44	Heather DEMOREST	JR	10:26.41	5/25/13	0.15	0.00	0.15
Team Total								0.15

202



Murray State
Ohio Valley Conference

Event	Scrd As	Athlete	Yr	Scored Mark	Date	Pl. Pts.	Bonus	TOTAL
Scored bests come from PRE-SEASON DATA								
100H	44	Sharda BETTIS	SR	13.53	(1.1)	5/10/13	0.15	0.00 0.15
Team Total								0.15

204



Oral Roberts
Southland Conference

Event	Scrd As	Athlete	Yr	Scored Mark	Date	Pl. Pts.	Bonus	TOTAL
Scored bests come from PRE-SEASON DATA								
400	48	Madison REYNOLDS	SO	53.60	5/10/13	0.05	0.00	0.05
PV	46	Lauren MCFARLAND	SR	4.01m	13-1½	3/27/13	0.1	0.00 0.10
Team Total								0.15

205



Southeastern Louisiana
Southland Conference

Event	Scrd As	Athlete	Yr	Scored Mark	Date	Pl. Pts.	Bonus	TOTAL
Scored bests come from CURRENT season								
JAV	45	Jenna BAKER	SR	47.09m	154-6	3/7/14	0.125	0.00 0.13
Team Total								0.13

206



Bradley
Missouri Valley Conference

Event	Scrd As	Athlete	Yr	Scored Mark	Date	Pl. Pts.	Bonus	TOTAL
Scored bests come from PRE-SEASON DATA								
10k	47	Sarah MCMAHON	JR	34:53.16	4/18/13	0.075	0.00	0.08
Team Total								0.08

206



Hawai'i
Big West Conference

Event	Scrd As	Athlete	Yr	Scored Mark	Date	Pl. Pts.	Bonus	TOTAL
Scored bests come from PRE-SEASON DATA								
HT	47	Joanna FRANKE-KUHN	SR	57.66m	189-2	5/10/13	0.075	0.00 0.08
Team Total								0.08

206



Rhode Island
Atlantic 10 Conference

Event	Scrd As	Athlete	Yr	Scored Mark	Date	Pl. Pts.	Bonus	TOTAL
Scored bests come from PRE-SEASON DATA								
DISC	47	Genevieve RYBICKI	SR	50.94m	167-1	4/25/13	0.075	0.00 0.08
Team Total								0.08

206



Robert Morris
Northeast Conference

Event	Scrd As	Athlete	Yr	Scored Mark	Date	Pl. Pts.	Bonus	TOTAL
Scored bests come from PRE-SEASON DATA								
JAV	47	Rachel KOTULA	SR	47.04m	154-4	5/25/13	0.075	0.00 0.08
Team Total								0.08

"Scrd As", short for "Scored As", Standing used for place points portion of performance's score combining preseason data (when applied) to current season data

Numbers in BLACK are both the performance's actual NCAA rank AND "scored as" rank Numbers in RED indicate actual NCAA rank does not exist or is worse than "scored as" rank Numbers in BLUE indicate actual NCAA rank is better than "scored as" rank

USTFCCCA Non-Member

Non-Member Schools Will NOT be ranked, beginning Week 2



2014 Outdoor Track & Field, Preseason

Only those who score >0.01 pts are shown
D denotes multiple-event rule in affect

WOMEN

210



Yale

Ivy League

Event	Scrd As	Athlete	Yr	Scored Mark	Date	Pl. Pts.	Bonus	TOTAL
-------	---------	---------	----	-------------	------	----------	-------	-------

Scored bests come from PRE-SEASON DATA

► Steeple	49	Kira GARRY	JR	10:27.83	5/10/13	0.025	0.00	0.03
-----------	----	------------	----	----------	---------	-------	------	------

Team Total

0.03

"Scrd As", short for "Scored As", Standing used for place points portion of performance's score combining preseason data (when applied) to current season data

Numbers in BLACK are both the performance's actual NCAA rank AND "scored as" rank Numbers in RED indicate actual NCAA rank does not exist or is worse than "scored as" rank Numbers in BLUE indicate actual NCAA rank is better than "scored as" rank

USTFCCCA Non-Member

Non-Member Schools Will NOT be ranked, beginning Week 2