



USTFCCCA NCAA Division I National Team Computer Rankings

as of 5/19/2014 7:58:11 AM

2014 Outdoor Track & Field, Week #7

Only those who score >0.01 pts are shown
D denotes multiple-event rule in affect

MEN

1



Florida

Southeastern Conference

unch

Event	Scrd As	Athlete	Yr	Scored Mark		Date	Pl. Pts.	Bonus	TOTAL
Scored bests come from CURRENT season									
▶ 100	19	Antwan WRIGHT	SO	10.20	(1.5)	3/26/14	3.5	0.60	4.10
▶ 100	25	Dedric DUKES	JR	10.24w	(2.1)	5/15/14	0.95	0.31	1.26
▶ 200	1	Dedric DUKES	JR	19.97	(-0.6)	4/3/14	30	3.10	33.10
▶ 200	10	Arman HALL	SO	20.40	(1.7)	5/3/14	D	12	0.92
▶ 200	47	Antwan WRIGHT	SO	20.81	(-1.2)	5/3/14	0.075	0.00	0.08
▶ 400	4	Arman HALL	SO	45.19		4/3/14	24	2.00	26.00
▶ 400	6	Najee GLASS	SO	45.40		5/15/14	20	1.49	21.49
▶ 400	7	Hugh GRAHAM, JR.	JR	45.45		5/3/14	18	1.37	19.37
▶ 400	12	Dedric DUKES	JR	45.66		4/19/14	D	9	0.89
▶ 400	46	Nick URUBURU	FR	46.57		5/15/14	0.1	0.00	0.10
▶ 800	4	Sean OBINWA	SR	1:46.68		4/3/14	24	1.53	25.53
▶ 800	6	Ryan SCHNULLE	SO	1:47.15		5/15/14	20	1.10	21.10
▶ 800	10	Andres ARROYO	FR	1:47.57		4/3/14	12	0.82	12.82
▶ 110H	6	Eddie LOVETT	SR	13.45w	(2.1)	3/26/14	20	1.78	21.78
▶ 4x100	1	Wright, Graham, Jr, Hall, Dukes		38.29		3/26/14	30	3.70	33.70
▶ 4x400	1	Glass, Graham, Jr, Dukes, Hall		2:59.73		4/3/14	30	3.88	33.88
▶ LJ	5	Marquis DENDY	JR	7.93m	26-¾ (2.0)	3/26/14	22	1.95	23.95
▶ TJ	1	Marquis DENDY	JR	16.52m	54-2½ (1.3)	5/15/14	30	3.81	33.81
▶ SP	3	Stipe ZUNIC	JR	20.52m	67-4	5/15/14	26	2.87	28.87
▶ HT	10	Kyle STRAWN	JR	68.18m	223-8	4/19/14	12	1.12	13.12
▶ JAV	30	Stipe ZUNIC	JR	68.79m	225-8	5/15/14	0.7	0.00	0.70
Team Total									360.56

2



Texas A&M

Southeastern Conference

unch

Event	Scrd As	Athlete	Yr	Scored Mark	Date	Pl. Pts.	Bonus	TOTAL
Scored bests come from CURRENT season								
100	15	Shavez HART	JR	10.18 (0.0)	4/11/14	6	0.74	6.74
100	16	Prezel HARDY, JR.	SR	10.19w (2.3)	3/26/14	5	0.67	5.67
200	2	Prezel HARDY, JR.	SR	20.14w (3.2)	4/19/14	28	2.18	30.18
200	9	Shavez HART	JR	20.35 (-0.5)	5/15/14	14	1.09	15.09
400	1	Deon LENDORE	JR	44.36	5/15/14	30	4.06	34.06
400	12	Bralon TAPLIN	JR	45.66	5/15/14	9	0.89	9.89
400	17	Carlyle ROUDETTE	SR	45.77	4/11/14	4.5	0.72	5.22
800	13	Hector HERNANDEZ	SO	1:47.73	5/15/14	8	0.72	8.72
Steeple	38	Isaac SPENCER	JR	8:53.70	4/4/14	0.3	0.14	0.44
110H	1	Wayne DAVIS II	SR	13.23 (0.4)	5/15/14	30	3.32	33.32
400H	5	Gregory COLEMAN	JR	49.88	5/15/14	22	2.04	24.04
400H	43	Kenneth MINKAH	JR	51.32	5/15/14	0.175	0.07	0.24
4x100	2	Hardy, Jr., Hart, Bryan, Lendore		38.30	3/26/14	28	3.67	31.67
4x400	2	Taplin, Bailey Jr., Roudette, Lendore		3:01.19	5/15/14	28	3.07	31.07
HJ	25	Devion HARRIS	SR	2.17m 7-1½	4/19/14	0.95	0.17	1.12
PV	7	Chase WOLFLE	SO	5.56m 18-2¾	5/15/14	18	1.44	19.44
LJ	18	Olabanji ASEKUN	JR	7.80mw 25-7¼ (2.2)	4/4/14	4	0.60	4.60
TJ	39	Olabanji ASEKUN	JR	15.50m 50-10¼ (-0.5)	5/15/14	0.275	0.00	0.28
TJ	44	Jeffrey PROTHRO	FR	15.45mw 50-8¼ (2.2)	4/25/14	0.15	0.00	0.15
DISC	36	Dalton ROWAN	JR	57.62m 189-0	3/21/14	0.4	0.00	0.40
HT	26	Casey STRONG	JR	64.29m 210-11	3/26/14	0.9	0.11	1.01
JAV	9	Devin BOGERT	JR	73.01m 239-6	4/11/14	14	1.23	15.23
JAV	43	Sam HARDIN	FR	67.65m 221-11	3/21/14	0.175	0.00	0.17
Team Total							278.77	

"Scrd As", short for "Scored As", Standing used for place points portion of performance's score combining preseason data (when applied) to current season data

Numbers in BLACK are both the performance's actual NCAA rank AND "scored as" rank Numbers in RED indicate actual NCAA rank does not exist or is worse than "scored as" rank Numbers in BLUE indicate actual NCAA rank is better than "scored as" rank

USTFCCCA Non-Member

Non-Member Schools Will NOT be ranked, beginning Week 2



USTFCCCA NCAA Division I National Team Computer Rankings

as of 5/19/2014 7:58:11 AM

2014 Outdoor Track & Field, Week #7

Only those who score >0.01 pts are shown
D denotes multiple-event rule in affect

MEN

3



Oregon

Pac-12 Conference

unch

Event	Scrd As	Athlete	Yr	Scored Mark	Date	Pl. Pts.	Bonus	TOTAL
Scored bests come from CURRENT season								
▶ 400	2	Mike BERRY	SR	45.05	5/17/14	28	2.34	30.34
▶ 800	65	Boru GUYOTA	SR	1:49.41	4/17/14		0.04	0.04
▶ 1500	2	Edward CHESEREK	FR	3:36.50	5/17/14	28	2.87	30.87
▶ 1500	5	Mac FLEET	SR	3:40.00	5/9/14	22	1.24	23.24
▶ 1500	10	Trevor DUNBAR	SR	3:41.45	5/9/14	D 12	0.65	2.65
▶ 1500	30	Colby ALEXANDER	JR	3:42.80	5/9/14	0.7	0.29	0.99
▶ 1500	67	Daniel WINN	JR	3:44.51	4/17/14		0.04	0.04
▶ 1500	71	Sam PRAKEL	FR	3:44.67	4/17/14		0.02	0.02
▶ Steeple	7	Tanguy PEPIOT	JR	8:43.24	5/4/14	18	1.42	19.42
▶ 5000	4	Trevor DUNBAR	SR	13:32.38	4/17/14	24	1.76	25.76
▶ 5000	17	Eric JENKINS	JR	13:45.27	5/17/14	4.5	0.50	5.00
▶ 5000	18	Parker STINSON	SR	13:45.62	5/4/14	4	0.48	4.48
▶ 5000	22	Edward CHESEREK	FR	13:46.77	4/17/14	D 2	0.43	2.43
▶ 10k	16	Edward CHESEREK	FR	28:51.97	4/4/14	D 5	0.64	2.64
▶ 10k	17	Parker STINSON	SR	28:51.98	4/4/14	4.5	0.64	5.14
▶ 10k	18	Trevor DUNBAR	SR	28:52.39	4/4/14	4	0.62	4.62
▶ 110H	7	Devon ALLEN	FR	13.47 (1.0)	5/17/14	18	1.64	19.64
▶ 110H	19	Johnathan CABRAL	JR	13.77 (0.9)	3/22/14	3.5	0.42	3.92
▶ 400H	35	Devon ALLEN	FR	51.19	5/17/14	0.45	0.16	0.61
▶ 4x100	14	Allen, Delaney, Berry, Chambers		39.60	5/17/14	7	0.70	7.70
▶ 4x400	16	Chambers, Delaney, Galpin, Berry		3:06.51	4/24/14	5	0.56	5.56
▶ HT	6	Greg SKIPPER	SO	70.57m 231-6	4/5/14	20	2.23	22.23
▶ JAV	4	Sam CROUSER	JR	75.41m 247-5	3/27/14	24	2.56	26.56
▶ DEC	3	Dakotah KEYS	JR	8,027	4/17/14	26	3.39	29.39
▶ DEC	17	Mitch MODIN	FR	7,457	4/17/14	4.5	0.50	5.00
▶ DEC	37	Alec FELLOWS	SO	7,081	5/10/14	0.35	0.00	0.35
Team Total								278.65

4



Arkansas

Southeastern Conference

unch

Event	Scrd As	Athlete	Yr	Scored Mark	Date	Pl. Pts.	Bonus	TOTAL
Scored bests come from CURRENT season								
▶ 400	43	Neil BRADDY	SR	46.47	4/4/14	0.175	0.00	0.18
▶ 800	5	Patrick RONO	JR	1:46.99	5/2/14	22	1.25	23.25
▶ 800	27	Tomas SQUELLA	JR	1:48.53	5/15/14	0.85	0.30	1.15
▶ 800	58	Andrew PISECHKO	SO	1:49.29	5/2/14		0.07	0.07
▶ Steeple	3	Stanley KEBENEI	JR	8:40.12	5/4/14	26	2.08	28.08
▶ 5000	30	Solomon HAILE	SR	13:49.28	4/4/14	0.7	0.33	1.03
▶ 10k	26	Gabe GONZALES	SO	29:04.95	4/4/14	0.9	0.24	1.14
▶ 110H	8	Omar MCLEOD	FR	13.50 (0.9)	5/15/14	16	1.44	17.44
▶ 4x100	10	McLeod, Lawson, Braddy, Brown		39.51	4/23/14	12	0.85	12.85
▶ 4x400	5	Lawson, Southard, McLeod, Braddy		3:03.89	4/23/14	22	1.61	23.61
▶ HJ	5	Anthony MAY	SR	2.23m 7-3¾	4/23/14	22	1.52	23.52
▶ HJ	27	Noah KITTELSON	SR	2.16m 7-1	3/26/14	0.85	0.03	0.88
▶ HJ	34	Ken LEGASSEY	FR	2.15m 7-½	4/4/14	0.5	0.00	0.50
▶ PV	12	Andrew IRWIN	JR	5.50m 18-½	4/23/14	9	0.89	9.89
▶ PV	36	Kevin LAZAS	SR	5.30m 17-4½	3/26/14	0.4	0.00	0.40
▶ LJ	4	Raymond HIGGS	SR	7.94mw 26-¾ (2.5)	5/15/14	24	2.09	26.09
▶ LJ	7	Jarrion LAWSON	SO	7.92m 26-0 (1.3)	5/15/14	18	1.81	19.81
▶ LJ	13	Anthony MAY	SR	7.83mw 25-8¾ (2.7)	5/15/14	8	0.75	8.75
▶ TJ	4	Anthony MAY	SR	16.17mw 53-¾ (2.7)	4/23/14	24	1.70	25.70
▶ TJ	18	Clive PULLEN	FR	15.80mw 51-10 (3.0)	4/23/14	4	0.49	4.49
▶ DEC	11	Kevin LAZAS	SR	7,592	3/26/14	10	0.92	10.92
▶ DEC	33	Nathanael FRANKS	JR	7,188	5/15/14	0.55	0.00	0.55
Team Total								240.30

"Scrd As", short for "Scored As", Standing used for place points portion of performance's score combining preseason data (when applied) to current season data

Numbers in BLACK are both the performance's actual NCAA rank AND "scored as" rank Numbers in RED indicate actual NCAA rank does not exist or is worse than "scored as" rank Numbers in BLUE indicate actual NCAA rank is better than "scored as" rank

USTFCCCA Non-Member

Non-Member Schools Will NOT be ranked, beginning Week 2



USTFCCCA NCAA Division I National Team Computer Rankings

as of 5/19/2014 7:58:11 AM

2014 Outdoor Track & Field, Week #7

Only those who score >0.01 pts are shown
D denotes multiple-event rule in affect

MEN

5



Texas Tech

Big 12 Conference

▲ 1

Event	Scrd As	Athlete	Yr	Scored Mark	Date	Pl. Pts.	Bonus	TOTAL
Scored bests come from CURRENT season								
▶ 100	25	Trevor MACKEY	JR	10.24cA 10.21 (1.0)	5/3/14	0.95	0.31	1.26
▶ 200	14	Trevor MACKEY	JR	20.47w (3.6)	4/12/14	7	0.67	7.67
▶ 400	18	Joseph RICHARDS III	SO	45.91cA 45.80	5/16/14	4	0.50	4.50
▶ Steeple	29	Evans TUITOEK	SO	8:51.62	5/4/14	0.75	0.28	1.03
▶ 5000	1	Kennedy KITHUKA	SR	13:26.98	4/17/14	30	2.47	32.47
▶ 10k	2	Kennedy KITHUKA	SR	27:41.73	5/4/14	28	4.31	32.31
▶ 110H	28	Shujaa BENSON	JR	13.85w (3.6)	4/12/14	0.8	0.24	1.04
▶ 110H	40	Tramaine MALONEY	SO	13.91wcA 13.87 (3.9)	5/16/14	0.25	0.11	0.36
▶ 400H	35	JW SMITH	FR	51.19cA 51.08	5/16/14	0.45	0.16	0.61
▶ 400H	45	Dwayne EXTOL	SR	51.37cA 51.26	5/3/14	0.125	0.03	0.16
▶ 4x100	30	Johnson, Richards III, Tennon, Extol		40.00	4/12/14	0.7	0.20	0.90
▶ 4x400	41	Richards III, Extol, Brinn, Foster		3:08.63	4/12/14	0.225	0.11	0.33
▶ HJ	3	Jacorian DUFFIELD	JR	2.27m 7-5½	5/3/14	26	3.00	29.00
▶ HJ	9	Bradley ADKINS	SO	2.21m 7-3	4/5/14	14	0.94	14.94
▶ PV	25	Kyal MEYERS	SR	5.35m 17-6½	3/26/14	0.95	0.16	1.11
▶ PV	45	Kyle THOMPSON	SO	5.25m 17-2½	5/3/14	0.125	0.00	0.13
▶ LJ	12	Shujaa BENSON	JR	7.84m 25-8½ (1.7)	5/16/14	9	0.84	9.84
▶ LJ	14	Jerome WILSON	JR	7.82m 25-8 (1.1)	5/16/14	7	0.70	7.70
▶ TJ	19	Jerome WILSON	JR	15.76mw 51-8½ (3.4)	5/16/14	3.5	0.41	3.91
▶ SP	13	Kole WELDON	JR	19.67m 64-6½	3/26/14	8	0.72	8.72
▶ DISC	10	Kole WELDON	JR	62.05m 203-7	5/3/14	12	1.21	13.21
Team Total								171.18

6



Georgia

Southeastern Conference

▲ 1

Event	Scrd As	Athlete	Yr	Scored Mark	Date	Pl. Pts.	Bonus	TOTAL
Scored bests come from CURRENT season								
▶ 100	19	Johnathan SMITH	SR	10.20 (0.2)	4/11/14	3.5	0.60	4.10
▶ 200	20	Johnathan SMITH	SR	20.54w (2.5)	3/28/14	3	0.46	3.46
▶ 200	46	Maurice FREEMAN	SO	20.79 (0.2)	4/11/14	0.1	0.03	0.13
▶ 800	8	Charles GRETHEN	JR	1:47.22	4/3/14	16	1.03	17.03
▶ 10k	38	Brandon LORD	JR	29:10.87	3/28/14	0.3	0.15	0.45
▶ 400H	9	Drew BRANCH	JR	50.41	5/15/14	14	0.99	14.99
▶ 4x100	13	Calhoun, Glover, Thompson, Smith		39.58	4/11/14	8	0.73	8.73
▶ 4x400	12	Freeman, White, Branch, Evans		3:05.73	4/3/14	9	0.83	9.83
▶ HJ	27	Maicel UIBO	SO	2.16m 7-1	4/10/14	0.85	0.03	0.88
▶ SP	11	Caleb WHITENER	SR	19.83m 65-¾	4/17/14	10	1.08	11.08
▶ SP	12	Nick VENA	JR	19.69m 64-7½	5/15/14	9	0.76	9.76
▶ SP	16	Ashinia MILLER	SO	19.54m 64-1½	5/15/14	5	0.57	5.57
▶ HT	11	Alex POURSANIDIS	FR	67.24m 220-7	4/17/14	10	0.82	10.82
▶ HT	17	Alex LARSSON	FR	65.45m 214-8	4/11/14	4.5	0.39	4.89
▶ JAV	33	Braydon ANDERSON	JR	68.44m 224-6	5/10/14	0.55	0.00	0.55
▶ DEC	1	Garrett SCANTLING	JR	8,169	4/10/14	30	4.47	34.47
▶ DEC	2	Maicel UIBO	SO	8,123	4/10/14	28	4.12	32.12
Team Total								168.85

"Scrd As", short for "Scored As", Standing used for place points portion of performance's score combining preseason data (when applied) to current season data

Numbers in BLACK are both the performance's actual NCAA rank AND "scored as" rank Numbers in RED indicate actual NCAA rank does not exist or is worse than "scored as" rank Numbers in BLUE indicate actual NCAA rank is better than "scored as" rank

USTFCCCA Non-Member

Non-Member Schools Will NOT be ranked, beginning Week 2



USTFCCCA NCAA Division I National Team Computer Rankings

as of 5/19/2014 7:58:12 AM

2014 Outdoor Track & Field, Week #7

Only those who score >0.01 pts are shown
D denotes multiple-event rule in affect

MEN

7



Texas

Big 12 Conference

▲ 3

Event	Scrd As	Athlete	Yr	Scored Mark	Date	Pl. Pts.	Bonus	TOTAL
Scored bests come from CURRENT season								
▶ 100	7	Senoj-Jay GIVANS	FR	10.13cA	10.10 (0.1)	5/16/14	18 1.11	19.11
▶ 200	27	Senoj-Jay GIVANS	FR	20.63w	(3.0)	5/3/14	0.85 0.30	1.15
▶ 200	40	Zack BILDERBACK	SO	20.76	(0.6)	4/19/14	0.25 0.08	0.33
▶ 400	14	Zack BILDERBACK	SO	45.73		4/19/14	7 0.78	7.78
▶ 110H	26	Spencer DUNKERLEY-OFFOR	FR	13.84	(0.5)	3/26/14	0.9 0.26	1.16
▶ 4x100	21	Anumnu, Bilderback, Givans, Irvin		39.71		4/24/14	2.5 0.51	3.01
▶ 4x400	8	Irvin, Whyte, Givans, Bilderback		3:05.13		4/24/14	16 1.04	17.04
▶ PV	10	Reese WATSON	SO	5.51m	18-1	4/12/14	12 0.96	12.96
▶ SP	1	Ryan CROUSER	JR	21.39m	70-2½	5/16/14	30 5.79	35.79
▶ SP	23	Will SPENCE	JR	19.25m	63-2	4/19/14	1.5 0.23	1.73
▶ DISC	7	Ryan CROUSER	JR	63.90m	209-7	5/16/14	18 1.99	19.99
▶ DISC	24	Will SPENCE	JR	58.61m	192-3	5/3/14	1 0.18	1.18
▶ DISC	48	Blake JAKOBSSON	JR	55.80m	183-1	4/12/14	0.05 0.00	0.05
▶ JAV	6	Fabian DOHMANN	FR	74.25m	243-7	5/16/14	20 1.88	21.88
▶ DEC	10	Wolf MAHLER	FR	7,602		5/16/14	12 0.97	12.97
▶ DEC	12	Johannes HOCK	SO	7,573		3/26/14	9 0.82	9.82
Team Total							165.96	

8



LSU

Southeastern Conference

▲ 1

Event	Scrd As	Athlete	Yr	Scored Mark	Date	Pl. Pts.	Bonus	TOTAL
Scored bests come from CURRENT season								
▶ 100	14	Aaron ERNEST	JR	10.17w	(2.1)	5/15/14	7 0.82	7.82
▶ 100	19	Tremayne ACY	FR	10.20w	(3.0)	4/5/14	3.5 0.60	4.10
▶ 100	41	Shermund ALLSOP	SR	10.30w	(3.0)	4/5/14	0.225 0.08	0.31
▶ 200	2	Aaron ERNEST	JR	20.14	(1.7)	5/3/14	28 2.18	30.18
▶ 200	37	Shermund ALLSOP	SR	20.74	(1.4)	4/12/14	0.35 0.11	0.46
▶ 400	3	Vernon NORWOOD	JR	45.17		5/15/14	26 2.05	28.05
▶ 400	37	Darrell BUSH	SO	46.40		4/5/14	0.35 0.06	0.41
▶ 400	40	Quincy DOWNING	JR	46.45		5/15/14	0.25 0.02	0.27
▶ 400	40	Cyril GRAYSON	SO	46.45		5/15/14	0.25 0.02	0.27
▶ 800	49	Blair HENDERSON	FR	1:49.18		4/19/14	0.025 0.11	0.13
▶ 110H	28	Joshua LAMERS	SO	13.85w	(4.0)	5/3/14	0.8 0.24	1.04
▶ 110H	35	Joshua THOMPSON	JR	13.88w	(2.4)	4/19/14	0.45 0.17	0.62
▶ 400H	28	Quincy DOWNING	JR	51.07		4/19/14	0.8 0.25	1.05
▶ 4x100	3	Mitchell-Blake, Ernest, Acy, Allsop		38.68		5/15/14	26 2.65	28.65
▶ 4x400	3	Downing, Bush, Grayson, Norwood		3:02.81		3/26/14	26 2.19	28.19
▶ TJ	25	Fitzroy DUNKLEY	SO	15.71m	51-6½ (0.7)	5/3/14	0.95 0.30	1.25
▶ DISC	4	Rodney BROWN	JR	64.26m	210-10	4/24/14	24 2.29	26.29
▶ HT	16	Jeremy TUTTLE	JR	66.05m	216-8	5/3/14	5 0.53	5.53
Team Total							164.63	

9



Oklahoma State

Big 12 Conference

▼ 4

Event	Scrd As	Athlete	Yr	Scored Mark	Date	Pl. Pts.	Bonus	TOTAL
Scored bests come from CURRENT season								
▶ 100	8	John TEETERS	SO	10.14	(1.9)	4/17/14	16 1.04	17.04
▶ 800	31	Chad NOELLE	SO	1:48.62		5/2/14	0.65 0.28	0.93
▶ 800	47	Tyler PAYTON	SR	1:49.17		5/2/14	0.075 0.11	0.18
▶ 1500	6	Chad NOELLE	SO	3:40.06		4/17/14	20 1.21	21.21
▶ 5000	2	Kirubel ERASSA	JR	13:27.55		5/4/14	28 2.39	30.39
▶ 5000	9	Shadrack KIPCHIRCHIR	SR	13:37.68		4/17/14	14 1.14	15.14
▶ 10k	1	Shadrack KIPCHIRCHIR	SR	27:36.79		5/4/14	30 4.58	34.58
▶ 10k	25	Kirubel ERASSA	JR	29:02.77		4/4/14	0.95 0.28	1.23
▶ 10k	51	Brian GOHLKE	JR	29:17.41		4/4/14	0.04	0.04
▶ HT	1	Nick MILLER	JR	74.38m	244-0	5/16/14	30 4.65	34.65
Team Total							155.38	

"Scrd As", short for "Scored As", Standing used for place points portion of performance's score combining preseason data (when applied) to current season data

Numbers in BLACK are both the performance's actual NCAA rank AND "scored as" rank Numbers in RED indicate actual NCAA rank does not exist or is worse than "scored as" rank Numbers in BLUE indicate actual NCAA rank is better than "scored as" rank

USTFCCCA Non-Member

Non-Member Schools Will NOT be ranked, beginning Week 2



USTFCCCA NCAA Division I National Team Computer Rankings

as of 5/19/2014 7:58:12 AM

2014 Outdoor Track & Field, Week #7

Only those who score >0.01 pts are shown
D denotes multiple-event rule in affect

MEN

10



BYU

Independent (DI)

▼ 2

Event	Scrd As	Athlete	Yr	Scored	Mark	Date	Pl. Pts.	Bonus	TOTAL
Scored bests come from CURRENT season									
800	47	Tanner SORK	FR	1:49.17cA	1:49.71	4/23/14	0.075	0.11	0.18
Steeple	2	Curtis CARR	SR	8:37.54		4/17/14	28	2.62	30.62
Steeple	39	Aaron FLETCHER	SO	8:53.75		4/17/14	0.275	0.14	0.41
Steeple	43	James TRACY	JR	8:54.41		4/4/14	0.175	0.09	0.27
Steeple	47	Travis FULLER	JR	8:55.91		5/16/14	0.075	0.00	0.08
5000	7	Jared WARD	SR	13:34.74		4/17/14	18	1.46	19.46
5000	47	Curtis CARR	SR	13:55.77		4/4/14	0.075	0.06	0.13
10k	3	Jason WITT	JR	28:36.64		4/4/14	26	1.42	27.42
10k	4	Jared WARD	SR	28:37.36		4/4/14	24	1.38	25.38
10k	10	Jonathan NELSON	SO	28:44.72		4/4/14	12	1.01	13.01
10k	19	Tylor THATCHER	SR	28:57.05		4/4/14	3.5	0.44	3.94
400H	25	Korey SMITH	SO	50.96cA	50.85	5/1/14	0.95	0.33	1.28
400H	48	Mark CARLSON	SO	51.46cA	51.35	4/23/14	0.05	0.00	0.05
4x400	38	Yardley, Harper, Smith, Adams		3:08.50		5/16/14	0.3	0.13	0.43
HJ	19	Dakoda JOHN	SR	2.19m	7-2¼	5/1/14	3.5	0.47	3.97
HJ	21	Zachary BLACKHAM	FR	2.18m	7-1¾	4/18/14	2.5	0.32	2.82
DEC	8	Chase DALTON	SR	7,642		3/26/14	16	1.18	17.18
DEC	19	Joshua WEIRICH	SR	7,412		3/20/14	3.5	0.38	3.88
Team Total									150.51

11



Alabama

Southeastern Conference

unch

Event	Scrd As	Athlete	Yr	Scored	Mark	Date	Pl. Pts.	Bonus	TOTAL
Scored bests come from CURRENT season									
100	2	Diondre BATSON	SR	10.01w	(2.3)	4/11/14	28	2.38	30.38
100	19	Akeem HAYNES	SR	10.20w	(2.3)	4/11/14	3.5	0.60	4.10
100	33	Alex SANDERS	SR	10.26w	(2.5)	4/17/14	0.55	0.23	0.78
200	17	Diondre BATSON	SR	20.49	(-0.4)	4/5/14	4.5	0.60	5.10
800	15	Alex AMANKWAH	JR	1:47.89		5/2/14	6	0.62	6.62
800	34	Jacopo LAHBI	FR	1:48.69		4/11/14	0.5	0.25	0.75
800	63	Matt AIROLA	JR	1:49.40		4/11/14		0.04	0.04
1500	48	Matt AIROLA	JR	3:43.66c	4:01.55(1)	5/2/14	0.05	0.17	0.22
Steeple	33	Matt AIROLA	JR	8:51.97		4/17/14	0.55	0.26	0.81
4x100	4	Sanders, Batson, Haynes, Davis		38.91		4/5/14	24	2.04	26.04
4x400	21	Davis, Amankwah, Lahbi, Taylor		3:07.09		5/15/14	2.5	0.37	2.87
HJ	9	Justin FONDREN	SO	2.21m	7-3	4/5/14	14	0.94	14.94
LJ	44	Kamal FULLER	SR	7.61m	24-11¼ (1.7)	4/5/14	0.15	0.00	0.15
SP	34	Hayden REED	FR	18.68m	61-3¾	4/11/14	0.5	0.00	0.50
SP	44	Kyle FELPEL	FR	18.36m	60-3	5/2/14	0.15	0.00	0.15
DISC	8	Hayden REED	FR	63.74m	209-1	5/15/14	16	1.89	17.89
DISC	33	Joe WILLIAMS	FR	57.78m	189-7	4/11/14	0.55	0.00	0.55
HT	4	Elias HAKANSSON	SO	71.38m	234-2	3/20/14	24	2.61	26.61
HT	19	Charodd RICHARDSON	JR	65.07m	213-6	5/2/14	3.5	0.30	3.80
Team Total									142.29

"Scrd As", short for "Scored As", Standing used for place points portion of performance's score combining preseason data (when applied) to current season data

Numbers in BLACK are both the performance's actual NCAA rank AND "scored as" rank Numbers in RED indicate actual NCAA rank does not exist or is worse than "scored as" rank Numbers in BLUE indicate actual NCAA rank is better than "scored as" rank

USTFCCCA Non-Member

Non-Member Schools Will NOT be ranked, beginning Week 2



USTFCCCA NCAA Division I National Team Computer Rankings

as of 5/19/2014 7:58:12 AM

2014 Outdoor Track & Field, Week #7

Only those who score >0.01 pts are shown
D denotes multiple-event rule in affect

MEN

12



Baylor

Big 12 Conference

▲ 1

Event	Scrd As	Athlete	Yr	Scored Mark	Date	Pl. Pts.	Bonus	TOTAL
Scored bests come from CURRENT season								
▶ 100	2	Trayvon BROMELL	FR	10.01 (1.5)	3/26/14	28	2.38	30.38
▶ 100	16	Everett WALKER	SR	10.19w (3.0)	5/3/14	5	0.67	5.67
▶ 200	7	Trayvon BROMELL	FR	20.23w (3.3)	3/20/14	18	1.71	19.71
▶ 200	13	Blake HERIOT	SR	20.45w (3.3)	3/20/14	8	0.74	8.74
▶ 200	47	Everett WALKER	SR	20.81wcA 20.74 (2.7)	5/16/14	0.075	0.00	0.08
▶ 400	34	Blake HERIOT	SR	46.38	4/19/14	0.5	0.07	0.57
▶ 110H	12	Bryce GRACE	SO	13.64w (2.2)	5/3/14	9	0.71	9.71
▶ 400H	6	Timothy HOLMES	FR	50.09cA 49.98	5/16/14	20	1.56	21.56
▶ 4x100	5	Bromell, Heriot, Walker, Reece		39.09	3/26/14	22	1.58	23.58
▶ 4x400	9	Duke, Holmes, Moore, Heriot		3:05.20	4/23/14	14	1.02	15.02
▶ JAV	31	Blake MAYBERRY	SR	68.64m 225-2	3/26/14	0.65	0.00	0.65
▶ DEC	24	Henry VILDOSOLA	SR	7,344	5/16/14	1	0.20	1.20
Team Total							136.85	

13



Mississippi

Southeastern Conference

▲ 5

Event	Scrd As	Athlete	Yr	Scored Mark	Date	Pl. Pts.	Bonus	TOTAL
Scored bests come from CURRENT season								
▶ 100	25	Jalen MILLER	FR	10.24 (1.6)	4/26/14	0.95	0.31	1.26
▶ 100	48	Michael GRANGER	SR	10.34w (2.3)	4/11/14	0.05	0.00	0.05
▶ 200	40	Jalen MILLER	FR	20.76 (1.9)	5/15/14	0.25	0.08	0.33
▶ 800	17	Sean TOBIN	FR	1:47.99	4/11/14	4.5	0.56	5.06
▶ 800	68	Dameon MORGAN	SO	1:49.50	5/3/14		0.01	0.01
▶ 1500	18	Sean TOBIN	FR	3:42.07	4/17/14	D 4	0.46	2.46
▶ 110H	40	Robert SEMIEN	JR	13.91 (1.9)	4/11/14	0.25	0.11	0.36
▶ 4x100	23	Granger, Miller, Serrette, Moore		39.81	5/15/14	1.5	0.36	1.86
▶ 4x400	35	Griffin, Morgan, Serrette, Young		3:08.38	5/3/14	0.45	0.15	0.60
▶ HJ	2	Ricky ROBERTSON	SR	2.29m 7-6	3/26/14	28	3.86	31.86
▶ PV	1	Sam KENDRICKS	JR	5.70m 18-8½	3/26/14	30	3.31	33.31
▶ LJ	28	Ricky ROBERTSON	SR	7.71m 25-3½ (1.9)	5/15/14	0.8	0.18	0.98
▶ LJ	48	Phillip YOUNG	JR	7.59m 24-11 (1.0)	5/15/14	0.05	0.00	0.05
▶ TJ	2	Ricky ROBERTSON	SR	16.45m 53-11½ (-1.4)	5/15/14	28	3.38	31.38
▶ TJ	7	Phillip YOUNG	JR	16.11m 52-10½ (1.8)	5/3/14	18	1.45	19.45
▶ HT	28	Nathan LOE	FR	64.08m 210-3	4/4/14	0.8	0.06	0.86
Team Total							129.89	

"Scrd As", short for "Scored As", Standing used for place points portion of performance's score combining preseason data (when applied) to current season data

Numbers in BLACK are both the performance's actual NCAA rank AND "scored as" rank Numbers in RED indicate actual NCAA rank does not exist or is worse than "scored as" rank Numbers in BLUE indicate actual NCAA rank is better than "scored as" rank

USTFCCCA Non-Member

Non-Member Schools Will NOT be ranked, beginning Week 2



USTFCCCA NCAA Division I National Team Computer Rankings

as of 5/19/2014 7:58:12 AM

2014 Outdoor Track & Field, Week #7

Only those who score >0.01 pts are shown
D denotes multiple-event rule in affect

MEN

14



Wisconsin

Big Ten Conference

unch

Event	Scrd As	Athlete	Yr	Scored Mark	Date	Pl. Pts.	Bonus	TOTAL
Scored bests come from CURRENT season								
800	59	Alex HATZ	JR	1:49.32	4/3/14		0.06	0.06
1500	7	Austin MUDD	JR	3:40.16	5/4/14	18	1.17	19.17
1500	19	Alex HATZ	JR	3:42.10	5/4/14	3.5	0.45	3.95
Steeple	12	Alex BRILL	SR	8:47.32	5/4/14	9	0.71	9.71
5000	3	Mohammed AHMED	SR	13:28.02	5/4/14	26	2.33	28.33
5000	12	Reed CONNOR	SR	13:39.34	4/17/14	9	1.00	10.00
10k	27	Reed CONNOR	SR	29:06.10	5/16/14	0.85	0.22	1.07
10k	28	Mohammed AHMED	SR	29:06.60	5/16/14	0.8	0.22	1.02
10k	29	Michael VANVOORHIS	SR	29:06.65	5/16/14	0.75	0.21	0.96
PV	25	Japheth CATO	SR	5.35m 17-6½	4/17/14	0.95	0.16	1.11
PV	48	Jesse JOHNSON	FR	5.22m 17-1½	5/3/14	0.05	0.00	0.05
SP	29	Danny BLOCK	SR	18.90m 62-¾	4/25/14	0.75	0.00	0.75
DISC	27	Danny BLOCK	SR	58.29m 191-3	4/25/14	0.85	0.08	0.93
DISC	31	Alex THOMPSON	JR	57.94m 190-1	5/10/14	0.65	0.00	0.65
HT	5	Michael LIHRMAN	JR	71.10m 233-3	5/10/14	22	2.48	24.48
JAV	46	Ben SCHREIB	SO	67.02m 219-10	5/10/14	0.1	0.00	0.10
DEC	4	Zach ZIEMEK	JR	7,860	4/10/14	24	2.32	26.32
Team Total								128.67

16



Penn State

Big Ten Conference

▲ 1

Event	Scrd As	Athlete	Yr	Scored Mark	Date	Pl. Pts.	Bonus	TOTAL
Scored bests come from CURRENT season								
400	26	Byron ROBINSON	FR	46.12	4/11/14	0.9	0.28	1.18
800	27	Brannon KIDDER	SO	1:48.53	4/5/14	0.85	0.30	1.15
800	41	Za'Von WATKINS	SO	1:48.94	4/5/14	0.225	0.18	0.40
1500	3	Brannon KIDDER	SO	3:38.82	5/4/14	26	1.78	27.78
400H	17	Byron ROBINSON	FR	50.75	4/5/14	4.5	0.49	4.99
4x400	31	Bennett-Green, Bennett-Green, Shisler, Robinson		3:07.94	4/24/14	0.65	0.23	0.88
HJ	21	Jon HENDERSHOT	SR	2.18m 7-1¾	5/9/14	2.5	0.32	2.82
HJ	41	Robert CARDINA	FR	2.14m 7-¼	3/26/14	0.225	0.00	0.22
TJ	10	Steve WAITHE	JR	16.04mw 52-7½ (2.9)	4/12/14	12	1.17	13.17
SP	2	Darrell HILL	JR	20.57m 67-6	5/16/14	28	3.04	31.04
DISC	49	Will BARR	SR	55.74m 182-10	4/24/14	0.025	0.00	0.03
HT	43	Will BARR	SR	62.62m 205-5	5/9/14	0.175	0.00	0.17
JAV	10	Michael SHUEY	SO	72.69m 238-6	4/5/14	12	1.06	13.06
JAV	34	Cole PROFFITT	FR	68.38m 224-4	4/24/14	0.5	0.00	0.50
DEC	13	Robert CARDINA	FR	7,508	3/26/14	8	0.63	8.63
Team Total								106.02

15



Southern California

Pac-12 Conference

unch

Event	Scrd As	Athlete	Yr	Scored Mark	Date	Pl. Pts.	Bonus	TOTAL
Scored bests come from CURRENT season								
100	11	Aaron BROWN	SR	10.16 (0.0)	4/17/14	10	0.89	10.89
100	28	BeeJay LEE	JR	10.25 (-0.7)	5/4/14	0.8	0.26	1.06
200	6	Aaron BROWN	SR	20.19 (-0.6)	4/3/14	20	1.92	21.92
200	30	Davonte STEWART	JR	20.68 (0.1)	4/3/14	0.7	0.22	0.92
110H	2	Aleec HARRIS	SR	13.32 (0.1)	4/17/14	28	2.69	30.69
4x100	9	Harris, Brown, Lee, Stewart		39.43	5/17/14	14	0.99	14.99
HJ	27	Viktor FAJOYOMI	SR	2.16m 7-1	4/3/14	0.85	0.03	0.88
HT	2	Remy CONASTER	SR	72.76m 238-8	3/22/14	28	3.55	31.55
JAV	48	Jeffrey CHURCHMAN	SR	66.85m 219-4	5/17/14	0.05	0.00	0.05
DEC	15	Viktor FAJOYOMI	SR	7,489	5/10/14	6	0.58	6.58
DEC	42	Jemal WILLIAMS	JR	7,034	5/10/14	0.2	0.00	0.20
Team Total								119.72

"Scrd As", short for "Scored As", Standing used for place points portion of performance's score combining preseason data (when applied) to current season data

Numbers in BLACK are both the performance's actual NCAA rank AND "scored as" rank Numbers in RED indicate actual NCAA rank does not exist or is worse than "scored as" rank Numbers in BLUE indicate actual NCAA rank is better than "scored as" rank

USTFCCCA Non-Member

Non-Member Schools Will NOT be ranked, beginning Week 2



USTFCCCA NCAA Division I National Team Computer Rankings

as of 5/19/2014 7:58:13 AM

2014 Outdoor Track & Field, Week #7

Only those who score >0.01 pts are shown
D denotes multiple-event rule in affect

MEN

17



Illinois

Big Ten Conference

▲ 3

Event	Scrd As	Athlete	Yr	Scored Mark	Date	Pl. Pts.	Bonus	TOTAL
Scored bests come from CURRENT season								
▶ 100	38	Brandon STRYGANEK	JR	10.29w (2.8)	4/12/14	0.3	0.12	0.42
▶ 400	18	Stephon PAMILTON	SR	45.91	5/16/14	4	0.50	4.50
▶ 400	21	DJ ZAHN	JR	45.92	5/16/14	2.5	0.48	2.98
▶ 800	13	Joe MCASEY	SO	1:47.73	5/16/14	8	0.72	8.72
▶ 1500	22	Liam MARKHAM	SO	3:42.33	4/18/14	2	0.38	2.38
▶ 10k	44	Jannis TOPFER	SR	29:13.07	4/17/14	0.15	0.11	0.26
▶ 110H	3	Vanier JOSEPH	SR	13.41w (2.6)	4/12/14	26	2.06	28.06
▶ 110H	42	David KENDZIERA	FR	13.93 (-1.4)	5/16/14	0.2	0.06	0.26
▶ 400H	6	Cam VINEY	SO	50.09	4/23/14	20	1.56	21.56
▶ 400H	40	David KENDZIERA	FR	51.27	5/3/14	0.25	0.11	0.36
▶ 4x100	10	Smith, Stryganek, Pamilton, Zahn		39.51	4/23/14	12	0.85	12.85
▶ 4x400	6	Zahn, McAsey, Allen, Pamilton		3:04.24	4/23/14	20	1.43	21.43
▶ PV	36	Cody KLEIN	SR	5.30m 17-4½	4/19/14	0.4	0.00	0.40
▶ DISC	45	Brandon NOE	JR	56.45m 185-2	4/12/14	0.125	0.00	0.13
Team Total								104.30

18



Kentucky

Southeastern Conference

▲ 1

Event	Scrd As	Athlete	Yr	Scored Mark	Date	Pl. Pts.	Bonus	TOTAL
Scored bests come from CURRENT season								
▶ 800	10	Keffri NEAL	JR	1:47.57	4/3/14	12	0.82	12.82
▶ 800	20	Matt HILLENBRAND	SR	1:48.07	4/19/14	3	0.51	3.51
▶ 1500	51	Matt HILLENBRAND	SR	3:43.90	3/21/14		0.13	0.13
▶ 5000	27	Matt HILLENBRAND	SR	13:49.24	4/4/14	0.85	0.33	1.18
▶ 110H	24	Nick ANDERSON	FR	13.82w (2.2)	5/3/14	1	0.31	1.31
▶ SP	10	Brad SZYPKA	JR	19.85m 65-1½	5/3/14	12	1.13	13.13
▶ DISC	1	Andrew EVANS	SR	66.37m 217-9	5/3/14	30	4.08	34.08
▶ JAV	2	Raymond DYKSTRA	JR	76.45m 250-10	5/15/14	28	3.37	31.37
Team Total								97.52

19



Tennessee

Southeastern Conference

▲ 2

Event	Scrd As	Athlete	Yr	Scored Mark	Date	Pl. Pts.	Bonus	TOTAL
Scored bests come from CURRENT season								
▶ PV	3	Jake BLANKENSHIP	SO	5.64m 18-6	5/15/14	26	2.46	28.46
▶ PV	32	Chase BRANNON	SR	5.32m 17-5½	5/3/14	0.6	0.02	0.62
▶ SP	21	Tavis BAILEY	JR	19.29m 63-3½	4/10/14	2.5	0.28	2.78
▶ SP	31	Matthew HOTY	JR	18.86m 61-10½	5/15/14	0.65	0.00	0.65
▶ DISC	3	Tavis BAILEY	JR	64.51m 211-7	5/3/14	26	2.51	28.51
▶ JAV	1	Kyle QUINN	SO	78.28m 256-10	4/10/14	30	4.79	34.79
Team Total								95.80

20



UCLA

Pac-12 Conference

▼ 8

Event	Scrd As	Athlete	Yr	Scored Mark	Date	Pl. Pts.	Bonus	TOTAL
Scored bests come from CURRENT season								
▶ 800	9	Nick HARTLE	SO	1:47.51	3/9/14	14	0.86	14.86
▶ HJ	15	Cody CRAMPTON	FR	2.20m 7-2½	3/9/14	6	0.64	6.64
▶ PV	4	Michael WOEPSE	SR	5.62m 18-5½	5/4/14	24	2.18	26.18
▶ SP	14	Nicholas SCARVELIS	SO	19.62m 64-4½	5/4/14	7	0.66	7.66
▶ DISC	2	Julian WRUCK	SR	65.01m 213-3	3/26/14	28	2.93	30.93
▶ DISC	15	Matthew KOSECKI	SR	59.95m 196-8	4/17/14	6	0.58	6.58
▶ JAV	47	Cody DANIELSON	FR	66.92m 219-6	5/17/14	0.075	0.00	0.08
Team Total								92.92

"Scrd As", short for "Scored As", Standing used for place points portion of performance's score combining preseason data (when applied) to current season data

Numbers in BLACK are both the performance's actual NCAA rank AND "scored as" rank Numbers in RED indicate actual NCAA rank does not exist or is worse than "scored as" rank Numbers in BLUE indicate actual NCAA rank is better than "scored as" rank

USTFCCCA Non-Member

Non-Member Schools Will NOT be ranked, beginning Week 2



USTFCCCA NCAA Division I National Team Computer Rankings

as of 5/19/2014 7:58:13 AM

2014 Outdoor Track & Field, Week #7

Only those who score >0.01 pts are shown
D denotes multiple-event rule in affect

MEN

21



Nebraska

Big Ten Conference

▼ 5

Event	Scrd As	Athlete	Yr	Scored Mark	Date	Pl. Pts.	Bonus	TOTAL
Scored bests come from CURRENT season								
200	31	Ricco HALL	SO	20.70 (0.2)	4/12/14	0.65	0.18	0.83
400	28	Cody RUSH	SO	46.18	5/16/14	0.8	0.23	1.03
400	48	Ricco HALL	SO	46.61	4/12/14	0.05	0.00	0.05
110H	26	Oladapo AKINMOLADUN	SO	13.84 (-0.7)	4/4/14	0.9	0.26	1.16
110H	28	Miles UKAOMA	SR	13.85 (0.4)	5/16/14	0.8	0.24	1.04
110H	47	Sean PILLE	SO	13.96 (-1.0)	5/10/14	0.075	0.00	0.08
400H	3	Miles UKAOMA	SR	49.70	5/16/14	26	2.45	28.45
400H	16	Tibor KOROKNAI	SR	50.67	4/12/14	5	0.60	5.60
400H	22	Jodi-Rae BLACKWOOD	SR	50.87	5/3/14	2	0.40	2.40
400H	28	Mate KOROKNAI	SO	51.07	3/28/14	0.8	0.25	1.05
400H	33	Sean PILLE	SO	51.15	5/10/14	0.55	0.19	0.74
4x100	28	Thompson, Akinmoladun, Hall, McKenzie		39.95	4/4/14	0.8	0.25	1.05
4x400	7	Wiseman, Ukaoma, Bender, Gipson		3:04.39	4/23/14	18	1.35	19.35
PV	21	Steven CAHOY	FR	5.40m 17-8½	4/23/14	2.5	0.40	2.90
PV	36	Christian SANDERFER	SO	5.30m 17-4½	5/16/14	0.4	0.00	0.40
LJ	22	Patrick RAEDLER	SR	7.76m 25-5½ (1.4)	4/23/14	2	0.41	2.41
SP	26	Will LOHMAN	SO	19.11m 62-8½	4/25/14	0.9	0.07	0.97
SP	29	Chad WRIGHT	SR	18.90m 62-¾	4/4/14	0.75	0.00	0.75
DISC	6	Chad WRIGHT	SR	63.96m 209-10	5/16/14	20	2.04	22.04
HT	34	Will LOHMAN	SO	63.35m 207-10	5/10/14	0.5	0.00	0.50
Team Total								92.82

22



Arizona

Pac-12 Conference

▲ 14

Event	Scrd As	Athlete	Yr	Scored Mark	Date	Pl. Pts.	Bonus	TOTAL
Scored bests come from CURRENT season								
400	40	Miles PARISH	FR	46.45	5/17/14	0.25	0.02	0.27
1500	1	Lawi LALANG	SR	3:36.34	5/17/14	30	2.95	32.95
5000	13	Lawi LALANG	SR	13:41.44	5/17/14	8	0.82	2.82
HJ	1	Nick ROSS	SR	2.30m 7-6½	5/3/14	30	4.29	34.29
LJ	47	Avery MICKENS	FR	7.60mw 24-11½ (3.4)	4/5/14	0.075	0.00	0.08
TJ	35	Nick ROSS	SR	15.59m 51-1½ (0.0)	5/3/14	0.45	0.06	0.51
SP	43	Aaron CASTLE	FR	18.43m 60-5½	4/19/14	0.175	0.00	0.17
HT	9	Jordan YOUNG	FR	68.28m 224-0	4/19/14	14	1.17	15.17
Team Total								86.25

23



Stanford

Pac-12 Conference

▼ 1

Event	Scrd As	Athlete	Yr	Scored Mark	Date	Pl. Pts.	Bonus	TOTAL
Scored bests come from CURRENT season								
400	15	Steven SOLOMON	SO	45.76cA 45.65	5/3/14	6	0.74	6.74
800	39	Luke LEFEBURE	JR	1:48.79	4/12/14	0.275	0.22	0.50
1500	8	Tyler STUTZMAN	SR	3:40.21	5/4/14	16	1.15	17.15
1500	16	Michael ATCHOO	SR	3:41.92	5/4/14	5	0.50	5.50
1500	30	Marco BERTOLOTTI	JR	3:42.80	5/4/14	0.7	0.29	0.99
5000	6	Joe ROSA	JR	13:33.56	5/4/14	20	1.61	21.61
5000	8	Erik OLSON	JR	13:36.91	5/4/14	16	1.21	17.21
5000	33	Jim ROSA	JR	13:50.55	5/17/14	0.55	0.27	0.82
10k	22	Jim ROSA	JR	29:00.13	5/4/14	2	0.34	2.34
10k	49	Joe ROSA	JR	29:16.71	5/17/14	0.025	0.05	0.07
PV	25	Dylan DUVIO	FR	5.35m 17-6½	5/3/14	0.95	0.16	1.11
TJ	11	Darian BROOKS	SO	16.02m 52-6½ (-0.2)	5/17/14	10	1.09	11.09
Team Total								85.13

"Scrd As", short for "Scored As", Standing used for place points portion of performance's score combining preseason data (when applied) to current season data

Numbers in BLACK are both the performance's actual NCAA rank AND "scored as" rank Numbers in RED indicate actual NCAA rank does not exist or is worse than "scored as" rank Numbers in BLUE indicate actual NCAA rank is better than "scored as" rank

USTFCCCA Non-Member

Non-Member Schools Will NOT be ranked, beginning Week 2



USTFCCCA NCAA Division I National Team Computer Rankings

as of 5/19/2014 7:58:13 AM

2014 Outdoor Track & Field, Week #7

Only those who score >0.01 pts are shown
D denotes multiple-event rule in affect

MEN

24



Auburn

Southeastern Conference

▲10

Event	Scrd As	Athlete	Yr	Scored Mark	Date	Pl. Pts.	Bonus	TOTAL
Scored bests come from CURRENT season								
200	21	Teray SMITH	FR	20.57 (1.0)	5/3/14	2.5	0.41	2.91
200	44	Khalil HENDERSON	FR	20.78 (0.0)	4/11/14	0.15	0.05	0.20
Steeple	45	Niklas BUHNER	SR	8:54.60	5/15/14	0.125	0.08	0.21
110H	16	Torrey CAMPBELL	SO	13.67 (1.8)	5/15/14	5	0.64	5.64
4x100	6	Smith, Cheeks, Henderson, Brock		39.17	3/26/14	20	1.44	21.44
HJ	21	DJ SMITH	SR	2.18m 7-1¾	5/15/14	2.5	0.32	2.82
SP	4	Stephen SAENZ	SR	20.35m 66-9¾	4/25/14	24	2.30	26.30
SP	47	Marcus POPENFOOSE	SR	18.29m 60-¾	5/15/14	0.075	0.00	0.08
JAV	8	Justin CARTER	FR	73.04m 239-7	5/15/14	16	1.24	17.24

Team Total 76.83

25



New Mexico

Mountain West Conference

▼2

Event	Scrd As	Athlete	Yr	Scored Mark	Date	Pl. Pts.	Bonus	TOTAL
Scored bests come from CURRENT season								
800	42	Gabe ARAGON	SR	1:49.01cA 1:49.66	5/2/14	0.2	0.16	0.36
1500	26	Peter CALLAHAN	JR	3:42.62	5/4/14	0.9	0.32	1.22
1500	40	Ross MATHESON	JR	3:43.27	4/18/14	0.25	0.22	0.47
1500	57	Alex CORNWELL	JR	3:44.19	4/18/14		0.09	0.09
1500	70	Jake SHELLEY	JR	3:44.59	4/18/14		0.03	0.03
Steeple	23	Elmar ENGHOLM	SO	8:50.35	4/4/14	1.5	0.37	1.87
5000	5	Luke CALDWELL	SR	13:33.28	4/17/14	22	1.64	23.64
5000	41	Adam BITCHELL	SR	13:54.48	5/4/14	0.225	0.11	0.33
10k	13	Adam BITCHELL	SR	28:50.43	4/4/14	8	0.72	8.72
10k	21	Luke CALDWELL	SR	28:59.63	5/4/14	2.5	0.36	2.86
10k	24	Patrick ZACHARIAS	JR	29:02.15	4/4/14	1	0.29	1.29
400H	23	Charles LEWIS	JR	50.89	4/26/14	1.5	0.39	1.89
LJ	3	Kendall SPENCER	SR	7.95mw 26-1 (2.1)	5/2/14	26	2.23	28.23
TJ	17	Reneilwe APHANE	JR	15.82mw 51-11 (3.9)	5/14/14	4.5	0.53	5.03
TJ	37	Warrick CAMPBELL	JR	15.55mw 51-¾ (2.8)	5/2/14	0.35	0.00	0.35

Team Total 76.38

26



Pittsburgh

Atlantic Coast Conference

▼2

Event	Scrd As	Athlete	Yr	Scored Mark	Date	Pl. Pts.	Bonus	TOTAL
Scored bests come from CURRENT season								
100	35	Carvin NKANATA	SR	10.28w (2.6)	4/10/14	0.45	0.15	0.60
200	5	Carvin NKANATA	SR	20.17 (2.0)	4/10/14	22	2.03	24.03
200	28	Brycen SPRATLING	SR	20.64 (2.0)	4/10/14	0.8	0.29	1.09
400	5	Brycen SPRATLING	SR	45.22	5/9/14	22	1.93	23.93
4x400	4	Murray, Nkanata, Palmer, Spratling		3:03.44	4/24/14	24	1.85	25.85

Team Total 75.50

27



Purdue

Big Ten Conference

▲11

Event	Scrd As	Athlete	Yr	Scored Mark	Date	Pl. Pts.	Bonus	TOTAL
Scored bests come from CURRENT season								
100	28	Raheem MOSTERT	JR	10.25w (2.9)	3/22/14	0.8	0.26	1.06
200	29	Raheem MOSTERT	JR	20.66 (-2.7)	5/16/14	0.75	0.25	1.00
800	33	Kevin GRIFFITH	JR	1:48.64	4/19/14	0.55	0.27	0.82
Steeple	22	Jake WATERMAN	SR	8:50.19	5/16/14	2	0.38	2.38
10k	34	Matt MCCLINTOCK	SO	29:09.57	4/4/14	0.5	0.17	0.67
110H	11	Brandon WINTERS	SR	13.61 (0.8)	5/16/14	10	0.84	10.84
400H	11	Andre' PEART	SR	50.54	4/19/14	10	0.79	10.79
4x100	8	Askew, Kendrick, Harris, Mostert		39.38	5/16/14	16	1.07	17.07
4x400	28	Peart, Kendrick, Ikpefan, Mostert		3:07.78	4/23/14	0.8	0.25	1.05
SP	18	Chukwuebuka ENEKWECHI	SO	19.38m 63-7	5/16/14	4	0.38	4.38
SP	20	Coy BLAIR	SO	19.32m 63-4¾	5/2/14	3	0.31	3.31
DISC	19	Caleb FRICKE	SO	59.35m 194-8	5/2/14	3.5	0.40	3.90
HT	8	Chukwuebuka ENEKWECHI	SO	68.53m 224-10	4/23/14	16	1.28	17.28

Team Total 74.57

"Scrd As", short for "Scored As", Standing used for place points portion of performance's score combining preseason data (when applied) to current season data

Numbers in BLACK are both the performance's actual NCAA rank AND "scored as" rank Numbers in RED indicate actual NCAA rank does not exist or is worse than "scored as" rank Numbers in BLUE indicate actual NCAA rank is better than "scored as" rank

USTFCCCA Non-Member

Non-Member Schools Will NOT be ranked, beginning Week 2



USTFCCCA NCAA Division I National Team Computer Rankings

as of 5/19/2014 7:58:13 AM

2014 Outdoor Track & Field, Week #7

Only those who score >0.01 pts are shown
D denotes multiple-event rule in affect

MEN

28



Florida State

Atlantic Coast Conference

▼ 3

Event	Scrd As	Athlete	Yr	Scored Mark	Date	Pl. Pts.	Bonus	TOTAL
Scored bests come from CURRENT season								
100	4	Dentarius LOCKE	SR	10.06 (1.2)	5/9/14	24	1.82	25.82
100	45	Cejhae GREENE	FR	10.32 (1.2)	5/9/14	0.125	0.01	0.14
200	39	Dentarius LOCKE	SR	20.75 (0.5)	4/17/14	0.275	0.10	0.37
200	47	James HARRIS	SR	20.81 (1.1)	4/11/14	0.075	0.00	0.08
400	10	James HARRIS	SR	45.56	5/16/14	12	1.11	13.11
400	24	Michael CHERRY	FR	46.01	5/16/14	1	0.36	1.36
400	31	Alonzo RUSSELL	SR	46.31	5/9/14	0.65	0.13	0.78
800	38	Otniel TEIXEIRA	SO	1:48.74	5/2/14	0.3	0.24	0.54
800	67	Jake BURTON	SO	1:49.48	4/17/14		0.02	0.02
1500	62	Jakub ZIVEC	JR	3:44.32	5/9/14		0.07	0.07
10k	47	Glen YARHAM	JR	29:15.53	4/17/14	0.075	0.07	0.14
4x100	39	Franklin, Locke, Ramsey, Harris		40.19	4/17/14	0.275	0.04	0.32
4x400	19	Cherry, Russell, Locke, Harris		3:06.76	4/17/14	3.5	0.47	3.97
HJ	9	James HARRIS	SR	2.21m 7-3	4/5/14	14	0.94	14.94
LJ	11	Paul MADZVIRE	JR	7.87m 25-10 (0.0)	5/9/14	10	1.12	11.12
LJ	42	Jalen RAMSEY	FR	7.62m 25-0 (0.0)	4/17/14	0.2	0.00	0.20
HT	44	Markindey SINEUS	JR	62.55m 205-2	4/11/14	0.15	0.00	0.15
Team Total						73.11		

29



Kansas State

Big 12 Conference

▲ 88

Event	Scrd As	Athlete	Yr	Scored Mark	Date	Pl. Pts.	Bonus	TOTAL
Scored bests come from CURRENT season								
4x400	25	Campbell, Rodriguez, Otuonye, Jefferson		3:07.46cA 3:07.02	5/16/14	0.95	0.31	1.26
HJ	34	Zack RILEY	JR	2.15m 7-½	4/12/14	0.5	0.00	0.50
PV	17	Kyle WAIT	SR	5.44m 17-10½	5/16/14	4.5	0.60	5.10
LJ	16	Devin FIELD	SO	7.81m 25-7½ (0.3)	5/16/14	5	0.65	5.65
TJ	9	Devin FIELD	SO	16.05mw 52-8 (3.5)	5/16/14	14	1.21	15.21
SP	31	Ryan HERSHBERGER	SR	18.86m 61-10½	5/3/14	0.65	0.00	0.65
DEC	5	Devin DICK	SR	7,792	5/16/14	22	1.97	23.97
DEC	9	Reinis KREGERS	SO	7,618	5/16/14	14	1.06	15.06
Team Total						67.39		

30



Western Kentucky

Sun Belt Conference

▼ 4

Event	Scrd As	Athlete	Yr	Scored Mark	Date	Pl. Pts.	Bonus	TOTAL
Scored bests come from CURRENT season								
100	28	Emmanuel DASOR	FR	10.25w (3.6)	5/9/14	0.8	0.26	1.06
200	4	Elvynn BAILEY	SR	20.15w (3.4)	5/9/14	24	2.13	26.13
200	23	Ventavius SEARS	FR	20.58w (3.4)	5/9/14	1.5	0.39	1.89
200	24	Emmanuel DASOR	FR	20.60w (3.4)	5/9/14	1	0.35	1.35
400	8	Elvynn BAILEY	SR	45.52	5/9/14	D 16	1.20	3.20
800	43	David MOKONE	SR	1:49.04	4/4/14	0.175	0.15	0.32
4x100	41	Dasor, Sears, Redwine, Bailey		40.22	4/17/14	0.225	0.02	0.24
4x400	11	Chamness, Dasor, Sears, Bailey		3:05.52	4/17/14	10	0.90	10.90
LJ	40	Ventavius SEARS	FR	7.63mw 25-½ (3.4)	5/9/14	0.25	0.00	0.25
TJ	43	Ventavius SEARS	FR	15.46m 50-8½ (1.7)	5/9/14	0.175	0.00	0.17
JAV	7	Tomas GUERRA	SO	73.37m 240-8	5/9/14	18	1.42	19.42
Team Total						64.95		

31



UTSA

Conference USA

▲ 2

Event	Scrd As	Athlete	Yr	Scored Mark	Date	Pl. Pts.	Bonus	TOTAL
Scored bests come from CURRENT season								
110H	38	Keyunta HAYES	JR	13.90 (0.2)	5/15/14	0.3	0.13	0.43
400H	2	Keyunta HAYES	JR	49.59	4/3/14	28	2.71	30.71
400H	13	Joshua SMITH	SR	50.64	5/15/14	8	0.65	8.65
400H	41	Jurmarcus SHELVIN	SO	51.29	5/15/14	0.225	0.09	0.32
4x100	34	Lejeune, Brunette, Wyrick, Johnson		40.09	5/15/14	0.5	0.13	0.63
4x400	29	Smith, Hayes, Shelvin, Hall		3:07.80	5/15/14	0.75	0.25	1.00
HJ	41	Keith BENFORD	SR	2.14m 7-¼	5/15/14	0.225	0.00	0.22
PV	34	Taylor REED	SR	5.31m 17-5	4/12/14	0.5	0.00	0.50
SP	7	Richard GARRETT	SR	20.06m 65-9½	5/15/14	18	1.60	19.60
SP	34	Andrew AKENS	JR	18.68m 61-3½	5/15/14	0.5	0.00	0.50
DISC	37	Richard GARRETT	SR	57.44m 188-5	5/15/14	0.35	0.00	0.35
HT	49	Phil STEINERT	SR	62.08m 203-8	3/26/14	0.025	0.00	0.03
Team Total						62.93		

"Scrd As", short for "Scored As", Standing used for place points portion of performance's score combining preseason data (when applied) to current season data

Numbers in BLACK are both the performance's actual NCAA rank AND "scored as" rank Numbers in RED indicate actual NCAA rank does not exist or is worse than "scored as" rank Numbers in BLUE indicate actual NCAA rank is better than "scored as" rank

USTFCCCA Non-Member

Non-Member Schools Will NOT be ranked, beginning Week 2



USTFCCCA NCAA Division I National Team Computer Rankings

as of 5/19/2014 7:58:14 AM

2014 Outdoor Track & Field, Week #7

Only those who score >0.01 pts are shown
D denotes multiple-event rule in affect

MEN

32



Cornell Ivy League

▼ 3

Event	Scrd As	Athlete	Yr	Scored Mark	Date	Pl. Pts.	Bonus	TOTAL
Scored bests come from CURRENT season								
800	55	Will WEINLANDT	SR	1:49.23	4/12/14		0.09	0.09
110H	44	Max HAIRSTON	SO	13.94 (1.5)	5/10/14	0.15	0.04	0.19
4x100	37	McCollin, Gibson, Hortelano-Roig, Ojukwu		40.15	3/26/14	0.35	0.08	0.43
4x400	32	Gibson, Hairston, Ojukwu, Hortelano-Roig		3:07.98	3/26/14	0.6	0.22	0.82
HJ	8	Montez BLAIR	SR	2.22m 7-3¼	5/10/14	16	1.23	17.23
PV	36	Peter ROACH	SR	5.30m 17-4½	5/16/14	0.4	0.00	0.40
SP	17	Stephen MOZIA	JR	19.46m 63-10¼	4/4/14	4.5	0.48	4.98
DISC	13	Stephen MOZIA	JR	60.30m 197-10	5/16/14	8	0.68	8.68
JAV	3	Rob ROBBINS	JR	75.88m 248-11	4/12/14	26	2.93	28.93
DEC	31	Mike RABBITT	JR	7,264	5/10/14	0.65	0.00	0.65
Team Total								62.39

34



Virginia Tech Atlantic Coast Conference

▼ 2

Event	Scrd As	Athlete	Yr	Scored Mark	Date	Pl. Pts.	Bonus	TOTAL
Scored bests come from CURRENT season								
100	35	Darrell WESH	SR	10.28 (1.8)	5/18/14	0.45	0.15	0.60
200	37	Dante PRICE	FR	20.74w (3.9)	3/21/14	0.35	0.11	0.46
800	24	Grant POLLOCK	SR	1:48.44	5/8/14	1	0.33	1.33
1500	13	Grant POLLOCK	SR	3:41.76	5/4/14	8	0.55	8.55
Steeple	8	Jared BERMAN	SR	8:43.95	5/4/14	16	1.27	17.27
PV	16	Stephan MUNZ	SR	5.45m 17-10½	4/17/14	5	0.65	5.65
PV	19	Torben LAIDIG	FR	5.42m 17-9¼	5/18/14	3.5	0.50	4.00
HT	7	Tomas KRZULIAK	SO	68.67m 225-3	4/3/14	18	1.35	19.35
Team Total								57.22

35



Washington Pac-12 Conference

▼ 5

Event	Scrd As	Athlete	Yr	Scored Mark	Date	Pl. Pts.	Bonus	TOTAL
Scored bests come from CURRENT season								
800	21	Izaic YORKS	SO	1:48.15	5/3/14	2.5	0.46	2.96
800	26	Derrick DAIGRE	JR	1:48.49	5/3/14	0.9	0.31	1.21
1500	42	Izaic YORKS	SO	3:43.38	4/4/14	0.2	0.21	0.41
1500	43	Blake NELSON	FR	3:43.39	4/18/14	0.175	0.21	0.38
1500	45	Nick HARRIS	FR	3:43.44	4/18/14	0.125	0.20	0.32
Steeple	18	Aaron NELSON	SO	8:49.09	5/17/14	4	0.47	2.47
10k	9	Aaron NELSON	SO	28:44.65	4/4/14	14	1.01	15.01
HJ	41	AJ MARICICH	SR	2.14m 7-¼	5/3/14	0.225	0.00	0.22
PV	5	Jax THOIRS	SO	5.60m 18-4½	5/9/14	22	1.89	23.89
PV	36	JJ JUILFS	JR	5.30m 17-4½	5/17/14	0.4	0.00	0.40
TJ	42	Kasen COVINGTON	SR	15.47m 50-9¼ (1.5)	5/17/14	0.2	0.00	0.20
JAV	14	Quinn HALE	JR	71.82m 235-7	3/22/14	7	0.72	7.72
JAV	29	Carson FULLER	SO	68.83m 225-10	3/22/14	0.75	0.00	0.75
Team Total								55.96

33



Georgia Tech Atlantic Coast Conference

▲ 6

Event	Scrd As	Athlete	Yr	Scored Mark	Date	Pl. Pts.	Bonus	TOTAL
Scored bests come from CURRENT season								
100	35	Broderick SNOODY	SO	10.28 (2.0)	3/28/14	0.45	0.15	0.60
200	31	Broderick SNOODY	SO	20.70w (2.5)	3/28/14	0.65	0.18	0.83
800	7	Brandon LASATER	JR	1:47.19	4/3/14	18	1.06	19.06
800	12	Shawn ROBERTS	SR	1:47.66	4/3/14	9	0.76	9.76
1500	32	Brandon LASATER	JR	3:42.91	5/9/14	0.6	0.28	0.88
1500	69	Jeremy GREENWALD	JR	3:44.57	5/9/14		0.03	0.03
PV	20	Nikita KIRILLOV	JR	5.41m 17-9	4/11/14	3	0.45	3.45
TJ	5	Jonathan GARDNER	SR	16.15m 53-0 (0.0)	5/16/14	22	1.62	23.62
Team Total								58.24

"Scrd As", short for "Scored As", Standing used for place points portion of performance's score combining preseason data (when applied) to current season data

Numbers in BLACK are both the performance's actual NCAA rank AND "scored as" rank Numbers in RED indicate actual NCAA rank does not exist or is worse than "scored as" rank Numbers in BLUE indicate actual NCAA rank is better than "scored as" rank

USTFCCCA Non-Member

Non-Member Schools Will NOT be ranked, beginning Week 2



USTFCCCA NCAA Division I National Team Computer Rankings

as of 5/19/2014 7:58:14 AM

2014 Outdoor Track & Field, Week #7

Only those who score >0.01 pts are shown
D denotes multiple-event rule in affect

MEN

36



Minnesota

Big Ten Conference

▲ 7

Event	Scrd As	Athlete	Yr	Scored Mark		Date	Pl. Pts.	Bonus	TOTAL
Scored bests come from CURRENT season									
▶ 1500	17	John SIMONS	SR	3:41.94		4/17/14	D 4.5	0.50	2.50
▶ 5000	11	John SIMONS	SR	13:39.11		5/4/14	10	1.02	11.02
▶ 4x400	36	Capek, Deng, Hechsel, Roese		3:08.39		4/23/14	0.4	0.15	0.55
▶ HJ	9	Wally ELLENSON	SO	2.21m	7-3	5/9/14	14	0.94	14.94
▶ PV	10	Zach SIEGMEIER	SR	5.51m	18-1	5/3/14	12	0.96	12.96
▶ DISC	16	Dominique HOWARD	JR	59.81m	196-2	5/16/14	5	0.54	5.54
▶ HT	14	Jon LEHMAN	SR	66.40m	217-10	5/9/14	7	0.62	7.62

Team Total 55.11

37



Penn

Ivy League

▼ 9

Event	Scrd As	Athlete	Yr	Scored Mark		Date	Pl. Pts.	Bonus	TOTAL
Scored bests come from CURRENT season									
▶ 800	66	Drew MAGAHA	SO	1:49.47		5/16/14		0.02	0.02
▶ 1500	9	Thomas AWAD	SO	3:40.68c	3:58.34(1)	4/24/14	14	0.93	14.93
▶ Steeple	37	Brendan SMITH	SO	8:53.42		4/16/14	0.35	0.16	0.51
▶ 5000	25	Thomas AWAD	SO	13:48.90		3/28/14	0.95	0.34	1.29
▶ HJ	4	Maalik REYNOLDS	SR	2.25m	7-4½	5/10/14	24	2.14	26.14
▶ DISC	11	Sam MATTIS	SO	61.87m	203-0	4/16/14	10	1.15	11.15

Team Total 54.04

38



UTEP

Conference USA

▲ 8

Event	Scrd As	Athlete	Yr	Scored Mark		Date	Pl. Pts.	Bonus	TOTAL
Scored bests come from CURRENT season									
▶ 100	43	Mark JACKSON	SR	10.31w	(2.2)	5/15/14	0.175	0.05	0.22
▶ 1500	4	Anthony ROTICH	JR	3:39.16cA	3:42.55	4/12/14	D 24	1.63	3.63
▶ 1500	47	Cosmas BOIT	FR	3:43.55		5/4/14	0.075	0.18	0.26
▶ Steeple	1	Anthony ROTICH	JR	8:30.54		5/4/14	30	4.14	34.14
▶ 4x100	40	Hinson, Bias, Onakoya, Jackson		40.21cA	40.09	4/12/14	0.25	0.03	0.28
▶ 4x400	26	Horn, Mitchell, Camacho, Onakoya		3:07.48		4/23/14	0.9	0.30	1.20
▶ LJ	21	Brandon MOSS	SO	7.77m	25-6 (-2.5)	5/15/14	2.5	0.46	2.96
▶ LJ	22	Mark JACKSON	SR	7.76m	25-5½ (-0.7)	5/15/14	2	0.41	2.41
▶ TJ	13	Mark JACKSON	SR	15.96m	52-4½ (0.0)	5/15/14	8	0.84	8.84

Team Total 53.95

39



Iowa

Big Ten Conference

▲ 9

Event	Scrd As	Athlete	Yr	Scored Mark		Date	Pl. Pts.	Bonus	TOTAL
Scored bests come from CURRENT season									
▶ 10k	39	Kevin LEWIS	JR	29:11.04		5/16/14	0.275	0.14	0.42
▶ 4x100	7	Mincy, Wilson, Harrington, Brown		39.35		5/16/14	18	1.13	19.13
▶ HJ	15	Kevin SPEJCHER	SO	2.20m	7-2½	5/3/14	6	0.64	6.64
▶ TJ	12	Babatunde AMOSU	JR	15.97m	52-4¼ (0.0)	4/17/14	9	0.88	9.88
▶ TJ	30	Klyvens DELAUNAY	SO	15.65m	51-4¼ (0.2)	5/3/14	0.7	0.18	0.88
▶ DISC	9	Gabe HULL	JR	63.11m	207-0	5/3/14	14	1.53	15.53

Team Total 52.48

"Scrd As", short for "Scored As", Standing used for place points portion of performance's score combining preseason data (when applied) to current season data

Numbers in BLACK are both the performance's actual NCAA rank AND "scored as" rank Numbers in RED indicate actual NCAA rank does not exist or is worse than "scored as" rank Numbers in BLUE indicate actual NCAA rank is better than "scored as" rank

USTFCCCA Non-Member

Non-Member Schools Will NOT be ranked, beginning Week 2



USTFCCCA NCAA Division I National Team Computer Rankings

as of 5/19/2014 7:58:14 AM

2014 Outdoor Track & Field, Week #7

Only those who score >0.01 pts are shown
D denotes multiple-event rule in affect

MEN

40



North Carolina

Atlantic Coast Conference

▼13

Event	Scrd As	Athlete	Yr	Scored Mark	Date	Pl. Pts.	Bonus	TOTAL
Scored bests come from CURRENT season								
▶ 200	19	Ceo WAYS	FR	20.53 (0.5)	4/17/14	3.5	0.47	3.97
▶ 400	22	Ceo WAYS	FR	45.93	4/3/14	D	2	2.47
▶ 800	51	Cory NICHOLLS	FR	1:49.21	5/16/14		0.10	0.10
▶ 1500	15	Isaac PRESSON	SR	3:41.82	5/9/14	6	0.53	6.53
▶ 5000	37	Isaac PRESSON	SR	13:52.93	4/4/14	0.35	0.17	0.52
▶ 5000	47	Pat SCHELLBERG	JR	13:55.77	4/4/14	0.075	0.06	0.13
▶ 110H	44	Roy SMITH	JR	13.94 (0.8)	5/9/14	0.15	0.04	0.19
▶ 400H	8	Rilwan ALOWONLE	SO	50.23	4/17/14	16	1.26	17.26
▶ 400H	14	Javonte LIPSEY	SO	50.65	4/17/14	7	0.63	7.63
▶ 4x400	10	Alowonle, Lipsey, Donyinah, Ways		3:05.46	4/3/14	12	0.92	12.92
Team Total								51.73

42



Kansas

Big 12 Conference

▲3

Event	Scrd As	Athlete	Yr	Scored Mark	Date	Pl. Pts.	Bonus	TOTAL
Scored bests come from CURRENT season								
▶ 110H	23	Michael STIGLER	JR	13.81cA 13.77 (0.3)	5/16/14	1.5	0.33	1.83
▶ 400H	1	Michael STIGLER	JR	49.35	4/16/14	30	3.27	33.27
▶ 4x100	32	Smith, Wilson, Stigler, Johnson		40.06	4/16/14	0.6	0.15	0.75
▶ 4x400	22	Stigler, Johnson, McCuin, Wilson		3:07.19	4/11/14	2	0.36	2.36
▶ HJ	41	Austin HOAG	SO	2.14m 7-¼	4/16/14	0.225	0.00	0.22
▶ PV	12	Casey BOWEN	JR	5.50m 18-½	3/26/14	9	0.89	9.89
▶ PV	25	Greg LUPTON	JR	5.35m 17-6½	3/26/14	0.95	0.16	1.11
▶ PV	43	Nick MEYER	FR	5.28m 17-3¾	4/5/14	0.175	0.00	0.17
▶ DISC	40	Mitchell COOPER	FR	56.99m 186-11	4/25/14	0.25	0.00	0.25
Team Total								49.86

41



Georgetown

BIG EAST Conference

▲1

Event	Scrd As	Athlete	Yr	Scored Mark	Date	Pl. Pts.	Bonus	TOTAL
Scored bests come from CURRENT season								
▶ 800	19	Billy LEDDER	JR	1:48.01	4/12/14	3.5	0.55	4.05
▶ 800	43	Ahmed BILE	FR	1:49.04	5/9/14	0.175	0.15	0.32
▶ 800	61	Ryan MANAHAN	FR	1:49.37	5/4/14		0.05	0.05
▶ 1500	44	Ahmed BILE	FR	3:43.43	5/4/14	0.15	0.20	0.35
▶ Steeple	6	Darren FAHY	FR	8:43.12	4/16/14	20	1.45	21.45
▶ Steeple	10	Matthew HOWARD	JR	8:47.02	4/16/14	12	0.75	12.75
▶ Steeple	11	Dylan SORENSEN	SR	8:47.07	4/16/14	10	0.74	10.74
▶ 5000	40	Andrew SPRINGER	SR	13:54.43	5/4/14	0.25	0.11	0.36
Team Total								50.08

43



Stephen F. Austin

Southland Conference

▼12

Event	Scrd As	Athlete	Yr	Scored Mark	Date	Pl. Pts.	Bonus	TOTAL
Scored bests come from CURRENT season								
▶ 400	30	Cass BROWN-STEWART	SR	46.30	5/9/14	0.7	0.14	0.84
▶ 400H	18	Josh TAYLOR	JR	50.77	5/9/14	4	0.48	4.48
▶ 4x400	18	Hawkins, Crowder, Taylor, Brown-Stewart		3:06.60	3/26/14	4	0.53	4.53
▶ PV	1	Colton ROSS	SR	5.70m 18-8¾	5/3/14	30	3.31	33.31
▶ PV	34	Cameron MEYER	JR	5.31m 17-5	4/12/14	0.5	0.00	0.50
▶ LJ	16	Jamal PEDEN	SR	7.81mw 25-7½ (3.5)	3/26/14	5	0.65	5.65
Team Total								49.30

44



Illinois State

Missouri Valley Conference

▼3

Event	Scrd As	Athlete	Yr	Scored Mark	Date	Pl. Pts.	Bonus	TOTAL
Scored bests come from CURRENT season								
▶ 5000	32	Ryan RUTHERFORD	JR	13:49.99	4/18/14	0.6	0.30	0.90
▶ 10k	5	Ryan RUTHERFORD	JR	28:41.23	4/4/14	22	1.19	23.19
▶ SP	5	Curtis JENSEN	SR	20.33m 66-8¾	5/3/14	22	2.23	24.23
▶ HT	29	Akil MILLS	SR	63.99m 209-11	4/18/14	0.75	0.04	0.79
Team Total								49.10

"Scrd As", short for "Scored As", Standing used for place points portion of performance's score combining preseason data (when applied) to current season data

Numbers in BLACK are both the performance's actual NCAA rank AND "scored as" rank Numbers in RED indicate actual NCAA rank does not exist or is worse than "scored as" rank Numbers in BLUE indicate actual NCAA rank is better than "scored as" rank

USTFCCCA Non-Member

Non-Member Schools Will NOT be ranked, beginning Week 2



USTFCCCA NCAA Division I National Team Computer Rankings

as of 5/19/2014 7:58:14 AM

2014 Outdoor Track & Field, Week #7

Only those who score >0.01 pts are shown
D denotes multiple-event rule in affect

MEN

45



Akron

Mid-American Conference

▲12

Event	Scrd As	Athlete	Yr	Scored Mark	Date	Pl. Pts.	Bonus	TOTAL
Scored bests come from CURRENT season								
▶ 800	57	Jake HILTNER	SR	1:49.28	4/17/14		0.08	0.08
▶ 1500	68	Clayton MURPHY	FR	3:44.53	4/17/14		0.04	0.04
▶ PV	5	Shawn BARBER	SO	5.60m	18-4½	5/3/14	22	1.89 23.89
▶ PV	47	Alex MCCUNE	JR	5.24m	17-2½	4/12/14	0.075	0.00 0.08
▶ DEC	6	Alex MCCUNE	JR	7,768	4/16/14		20	1.84 21.84
▶ DEC	22	Bryan JONES	SR	7,371	5/15/14		2	0.27 2.27
Team Total								48.19

46



Eastern Michigan

Mid-American Conference

▼11

Event	Scrd As	Athlete	Yr	Scored Mark	Date	Pl. Pts.	Bonus	TOTAL
Scored bests come from CURRENT season								
▶ 400	25	Tyler BROWN	FR	46.02	4/17/14		0.95	0.36 1.31
▶ 800	24	Grzegorz KALINOWSKI	SR	1:48.44	5/15/14		1	0.33 1.33
▶ 1500	14	Grzegorz KALINOWSKI	SR	3:41.80	5/3/14		7	0.54 7.54
▶ 4x100	29	Bolton, Elam, Scott, Brown		39.98	4/23/14		0.75	0.22 0.97
▶ 4x400	17	Elam, Bolton, Waynes, Brown		3:06.54	4/23/14		4.5	0.55 5.05
▶ PV	25	Max BABITS	SR	5.35m	17-6½	3/26/14	0.95	0.16 1.11
▶ TJ	3	Donald SCOTT	JR	16.34mw	53-7½ (2.5)	5/3/14	26	2.72 28.72
▶ DEC	26	Solomon IIAH	SO	7,312	3/26/14		0.9	0.11 1.01
Team Total								47.03

47



Arizona State

Pac-12 Conference

▼10

Event	Scrd As	Athlete	Yr	Scored Mark	Date	Pl. Pts.	Bonus	TOTAL
Scored bests come from CURRENT season								
▶ 100	43	Ryan MILUS	SR	10.31	(0.0)	5/3/14	0.175	0.05 0.22
▶ 400	29	Keith CLEVELAND	SR	46.27		5/3/14	0.75	0.16 0.91
▶ 1500	56	Ryan HERSON	SO	3:44.16c	4:02.09(1)	4/11/14		0.09 0.09
▶ 5000	16	Ryan HERSON	SO	13:44.81		4/17/14	5	0.53 5.53
▶ 4x100	17	Spann, Henry, Cleveland, Milus		39.65	5/3/14		4.5	0.61 5.11
▶ 4x400	15	Cleveland, Henry, Spann, Collins		3:06.12	4/17/14		6	0.69 6.69
▶ HJ	5	Bryan MCBRIDE	JR	2.23m	7-3½	5/3/14	22	1.52 23.52
▶ HJ	41	Edmond BAKER	JR	2.14m	7-½	4/11/14	0.225	0.00 0.22
▶ PV	21	Derick HINCH	SR	5.40m	17-8½	4/17/14	2.5	0.40 2.90
▶ TJ	27	Josh DIXON	SO	15.70m	51-6¼ (-0.9)	4/17/14	0.85	0.28 1.13
Team Total								46.34

48



Notre Dame

Atlantic Coast Conference

▼8

Event	Scrd As	Athlete	Yr	Scored Mark	Date	Pl. Pts.	Bonus	TOTAL
Scored bests come from CURRENT season								
▶ 400	9	Christopher GIESTING	JR	45.53	5/9/14		14	1.18 15.18
▶ 400	10	Patrick FEENEY	SR	45.56	4/4/14		12	1.11 13.11
▶ 1500	34	J.P. MALETTE	SR	3:43.03	4/4/14		0.5	0.26 0.76
▶ 5000	14	Nick HAPPE	SR	13:43.55	4/4/14		7	0.64 7.64
▶ 5000	38	Michael CLEVANGER	SO	13:53.37	4/4/14		0.3	0.16 0.46
▶ 4x400	14	Giesting, Buchanan, Smith, Feeney		3:05.94	4/23/14		7	0.76 7.76
▶ DEC	27	Ted GLASNOW	SR	7,299	3/26/14		0.85	0.08 0.93
Team Total								45.82

"Scrd As", short for "Scored As", Standing used for place points portion of performance's score combining preseason data (when applied) to current season data

Numbers in BLACK are both the performance's actual NCAA rank AND "scored as" rank Numbers in RED indicate actual NCAA rank does not exist or is worse than "scored as" rank Numbers in BLUE indicate actual NCAA rank is better than "scored as" rank

USTFCCCA Non-Member

Non-Member Schools Will NOT be ranked, beginning Week 2



USTFCCCA NCAA Division I National Team Computer Rankings

2014 Outdoor Track & Field, Week #7

as of 5/19/2014 7:58:14 AM

Only those who score >0.01 pts are shown
D denotes multiple-event rule in affect

MEN

49



Louisiana Tech

Conference USA

unch

Event	Scrd As	Athlete	Yr	Scored Mark	Date	Pl. Pts.	Bonus	TOTAL
Scored bests come from CURRENT season								
200	12	Trey HADNOT	SR	20.43w (2.9)	4/25/14	9	0.81	9.81
400H	44	Yusuf MUHAMMAD	SR	51.34	4/19/14	0.15	0.05	0.20
4x100	12	Henderson, Hadnot, Hicks, Richardson		39.53	5/15/14	9	0.82	9.82
LJ	5	Jarvis GOTCH	JR	7.93mw 26-¼ (3.4)	4/12/14	22	1.95	23.95
JAV	25	Joshua COX	JR	69.61m 228-4	4/12/14	0.95	0.13	1.08
Team Total								44.86

52



Mississippi State

Southeastern Conference

▲ 8

Event	Scrd As	Athlete	Yr	Scored Mark	Date	Pl. Pts.	Bonus	TOTAL
Scored bests come from CURRENT season								
800	1	Brandon MCBRIDE	SO	1:45.35	4/17/14	30	2.79	32.79
400H	15	Scottie HEARN	SO	50.66	5/15/14	6	0.62	6.62
400H	24	Javon DAVIS	JR	50.90	5/15/14	1	0.38	1.38
4x400	27	Moona, Hearn, James, II, McBride		3:07.66	3/26/14	0.85	0.27	1.12
DISC	41	Tautvydas KIERAS	JR	56.82m 186-5	4/26/14	0.225	0.00	0.22
Team Total								42.13

50



Middle Tennessee

Conference USA

▼ 3

Event	Scrd As	Athlete	Yr	Scored Mark	Date	Pl. Pts.	Bonus	TOTAL
Scored bests come from CURRENT season								
400	18	Emmanuel TUGUMISIRIZE	SR	45.91	4/10/14	4	0.50	4.50
800	2	Eliud RUTTO	SO	1:45.37	5/4/14	28	2.77	30.77
110H	47	Junior CADET	SR	13.96 (0.7)	5/15/14	0.075	0.00	0.08
4x400	20	Hamilton, Palmer, Rutto, Tugumisirize		3:06.83	4/10/14	3	0.45	3.45
TJ	16	Cordairo GOLDEN	SR	15.83m 51-11¼ (0.5)	5/15/14	5	0.55	5.55
Team Total								44.34

53



Kent State

Mid-American Conference

▲ 2

Event	Scrd As	Athlete	Yr	Scored Mark	Date	Pl. Pts.	Bonus	TOTAL
Scored bests come from CURRENT season								
100	24	Wayne GORDON	SO	10.22w (3.3)	4/4/14	1	0.45	1.45
100	48	Riak REESE	FR	10.34w (3.3)	4/4/14	0.05	0.00	0.05
200	21	Wayne GORDON	SO	20.57 (2.0)	4/10/14	2.5	0.41	2.91
200	35	Riak REESE	FR	20.73 (1.5)	4/18/14	0.45	0.13	0.58
400	47	Miles DUNLAP	JR	46.59	5/15/14	0.075	0.00	0.08
110H	33	William BARNES	JR	13.86 (0.9)	5/15/14	0.55	0.22	0.77
400H	30	Miles DUNLAP	JR	51.11	5/9/14	0.7	0.22	0.92
4x100	35	Brown III, Reese, Barnes, Gordon		40.14	5/9/14	0.45	0.09	0.54
4x400	47	Tobin, Dunlap, Swords, Brown III		3:08.97	4/10/14	0.075	0.05	0.12
PV	43	Jesse OXLEY	SO	5.28m 17-3¼	5/2/14	0.175	0.00	0.17
SP	38	Michael KING	SO	18.56m 60-10¼	4/10/14	0.3	0.00	0.30
DISC	21	Reginald JAGERS	SO	59.19m 194-2	5/9/14	2.5	0.35	2.85
DISC	30	Matthias TAYALA	JR	58.15m 190-9	5/15/14	0.7	0.04	0.74
HT	3	Matthias TAYALA	JR	72.11m 236-7	5/9/14	26	3.10	29.10
Team Total								40.58

51



Northwestern State

Southland Conference

▼ 1

Event	Scrd As	Athlete	Yr	Scored Mark	Date	Pl. Pts.	Bonus	TOTAL
Scored bests come from CURRENT season								
100	1	Justin WALKER	SR	9.95w (2.5)	5/9/14	30	3.06	33.06
200	14	Justin WALKER	SR	20.47 (1.6)	5/9/14	7	0.67	7.67
4x100	26	Ryan, Jackson, Walker, Shilling		39.89	5/9/14	0.9	0.30	1.20
TJ	30	Aaron WILLIAMS	JR	15.65mw 51-4¼ (3.0)	5/9/14	0.7	0.18	0.88
Team Total								42.80

"Scrd As", short for "Scored As", Standing used for place points portion of performance's score combining preseason data (when applied) to current season data

Numbers in BLACK are both the performance's actual NCAA rank AND "scored as" rank Numbers in RED indicate actual NCAA rank does not exist or is worse than "scored as" rank Numbers in BLUE indicate actual NCAA rank is better than "scored as" rank

USTFCCCA Non-Member

Non-Member Schools Will NOT be ranked, beginning Week 2



USTFCCCA NCAA Division I National Team Computer Rankings

2014 Outdoor Track & Field, Week #7

as of 5/19/2014 7:58:15 AM

Only those who score >0.01 pts are shown
D denotes multiple-event rule in affect

MEN

54



Buffalo

Mid-American Conference

▲ 29

Event	Scrd As	Athlete	Yr	Scored Mark	Date	Pl. Pts.	Bonus	TOTAL
Scored bests come from CURRENT season								
▶ 4x100	47	Johnson, Law, Lewis, Billian		40.29	4/3/14	0.075	0.00	0.08
▶ SP	8	Jonathan JONES	JR	19.87m 65-2¼	4/18/14	16	1.17	17.17
▶ SP	46	Evan PALMER	SR	18.32m 60-1¼	5/15/14	0.1	0.00	0.10
▶ HT	22	Evan PALMER	SR	64.53m 211-8	5/3/14	2	0.17	2.17
▶ JAV	35	Jacob SUNDAY	JR	68.37m 224-3	5/15/14	0.45	0.00	0.45
▶ DEC	7	Mike MORGAN	SO	7,699	5/15/14	18	1.48	19.48
Team Total								39.45

55



UT Arlington

Sun Belt Conference

▼ 3

Event	Scrd As	Athlete	Yr	Scored Mark	Date	Pl. Pts.	Bonus	TOTAL
Scored bests come from CURRENT season								
▶ 100	5	Clayton VAUGHN	JR	10.08w (3.1)	5/9/14	22	1.59	23.59
▶ 100	28	Quentin BUTLER	JR	10.25w (3.9)	5/9/14	0.8	0.26	1.06
▶ 200	14	Clayton VAUGHN	JR	20.47w (3.4)	5/9/14	7	0.67	7.67
▶ Steeple	40	Emil BLOMBERG	JR	8:53.86	4/17/14	0.25	0.13	0.38
▶ 4x100	22	Gabriel, Butler, Newson, Vaughn		39.80	4/19/14	2	0.37	2.37
▶ HJ	34	Roland SALES	SO	2.15m 7-½	5/9/14	0.5	0.00	0.50
▶ LJ	36	Brandon WALLER	SR	7.66mw 25-1¼ (2.1)	5/9/14	0.4	0.00	0.40
▶ JAV	21	Ivan STORIC	SR	70.14m 230-1	4/19/14	2.5	0.27	2.77
Team Total								38.75

56



Portland

West Coast Conference

▲ 3

Event	Scrd As	Athlete	Yr	Scored Mark	Date	Pl. Pts.	Bonus	TOTAL
Scored bests come from CURRENT season								
▶ 10k	6	David PERRY	JR	28:42.35	4/4/14	20	1.13	21.13
▶ 10k	8	Scott FAUBLE	JR	28:43.70	4/4/14	16	1.06	17.06
Team Total								38.19

57



Iowa State

Big 12 Conference

▲ 6

Event	Scrd As	Athlete	Yr	Scored Mark	Date	Pl. Pts.	Bonus	TOTAL
Scored bests come from CURRENT season								
▶ 800	3	Edward KEMBOI	JR	1:46.14	4/17/14	26	2.04	28.04
▶ 10k	15	Mohamed HREZI	SR	28:51.88	4/4/14	6	0.65	6.65
▶ 400H	31	Derek JONES	FR	51.13cA 51.02	5/16/14	0.65	0.21	0.86
▶ HJ	27	Cameron OSTROWSKI	JR	2.16m 7-1	4/23/14	0.85	0.03	0.88
▶ SP	39	Jan JEUSCHEDE	SO	18.53m 60-9½	5/2/14	0.275	0.00	0.28
Team Total								36.70

58



Boise State

Mountain West Conference

▼ 5

Event	Scrd As	Athlete	Yr	Scored Mark	Date	Pl. Pts.	Bonus	TOTAL
Scored bests come from CURRENT season								
▶ Steeple	9	Zach WILES	SR	8:45.95	4/4/14	14	0.90	14.90
▶ Steeple	14	Allan SCHROEDER	JR	8:47.56	4/4/14	7	0.68	7.68
▶ 400H	10	Fernando MARTINEZ	SO	50.44	5/2/14	12	0.94	12.94
▶ HT	24	Matt POST	SR	64.47m 211-6	5/2/14	1	0.15	1.15
Team Total								36.67

59



Arkansas State

Sun Belt Conference

▼ 1

Event	Scrd As	Athlete	Yr	Scored Mark	Date	Pl. Pts.	Bonus	TOTAL
Scored bests come from CURRENT season								
▶ 100	19	Justin WHITFIELD	SR	10.20w (3.6)	5/9/14	3.5	0.60	4.10
▶ HJ	34	Kashef DANIEL	SR	2.15m 7-½	5/9/14	0.5	0.00	0.50
▶ LJ	2	Roelf PIENAAR	FR	7.97mw 26-1¼ (3.4)	5/9/14	28	2.51	30.51
▶ TJ	34	Roelf PIENAAR	FR	15.60mw 51-2¼ (3.3)	5/9/14	0.5	0.08	0.58
▶ DEC	28	Ethan TURPEN	SR	7,292	5/9/14	0.8	0.06	0.86
Team Total								36.55

"Scrd As", short for "Scored As", Standing used for place points portion of performance's score combining preseason data (when applied) to current season data

Numbers in BLACK are both the performance's actual NCAA rank AND "scored as" rank Numbers in RED indicate actual NCAA rank does not exist or is worse than "scored as" rank Numbers in BLUE indicate actual NCAA rank is better than "scored as" rank

USTFCCCA Non-Member

Non-Member Schools Will NOT be ranked, beginning Week 2



2014 Outdoor Track & Field, Week #7

Only those who score >0.01 pts are shown
D denotes multiple-event rule in affect

MEN

60



Houston

American Athletic Conference

▼16

Event	Scrd As	Athlete	Yr	Scored Mark	Date	Pl. Pts.	Bonus	TOTAL
Scored bests come from CURRENT season								
100	28	Cameron BURRELL	FR	10.25w (2.5)	4/17/14	0.8	0.26	1.06
400	23	Errol NOLAN	SR	46.00	5/2/14	1.5	0.37	1.87
800	23	Yonas TESFAI	JR	1:48.40	4/26/14	1.5	0.34	1.84
800	60	Anthony COLEMAN	JR	1:49.33	4/26/14		0.06	0.06
110H	5	Isaac WILLIAMS	SO	13.44w (2.9)	4/17/14	22	1.85	23.85
4x100	16	Collins, Nolan, Arnett, Burrell		39.61	5/2/14	5	0.68	5.68
4x400	34	Boyd, Nolan, Fyffe, Charles		3:08.27	4/17/14	0.5	0.17	0.67
LJ	25	Cameron BURRELL	FR	7.73m 25-4½ (1.5)	4/17/14	0.95	0.27	1.22
SP	44	Cameron CORNELIUS	FR	18.36m 60-3	5/2/14	0.15	0.00	0.15

Team Total 36.41

61



Ohio State

Big Ten Conference

▲15

Event	Scrd As	Athlete	Yr	Scored Mark	Date	Pl. Pts.	Bonus	TOTAL
Scored bests come from CURRENT season								
400	33	Lamar BRUTON	FR	46.32	5/16/14	0.55	0.12	0.67
Steeple	15	Jackson NEFF	JR	8:47.86	5/16/14	6	0.64	6.64
10k	42	Blake TANEFF	SO	29:12.59	5/16/14	0.2	0.12	0.32
110H	28	Donovan ROBERTSON	SO	13.85 (-1.4)	5/16/14	0.8	0.24	1.04
4x100	35	Robertson, Faust, Batcha, Blackwell		40.14	4/18/14	0.45	0.09	0.54
4x400	24	Austin, Bruton, Walker, Rispress		3:07.37	5/16/14	1	0.32	1.32
HJ	41	Devin SMITH	JR	2.14m 7-¼	5/16/14	0.225	0.00	0.22
TJ	40	Julian VANN	JR	15.48m 50-9½ (0.6)	4/11/14	0.25	0.00	0.25
SP	25	JC MURASKY	SO	19.13m 62-9½	5/16/14	0.95	0.10	1.05
HT	47	Joseph VELEZ	SO	62.25m 204-2	4/18/14	0.075	0.00	0.08
JAV	5	Bill STANLEY	SO	74.38m 244-0	3/28/14	22	1.95	23.95

Team Total 36.07

62



Colorado State

Mountain West Conference

▼ 8

Event	Scrd As	Athlete	Yr	Scored Mark	Date	Pl. Pts.	Bonus	TOTAL
Scored bests come from CURRENT season								
800	68	Seth BUTLER	SR	1:49.50cA 1:50.15	4/25/14		0.01	0.01
110H	12	Trevor BROWN	SR	13.64 (0.1)	4/17/14	9	0.71	9.71
400H	4	Trevor BROWN	SR	49.85cA 49.64	5/3/14	24	2.11	26.11
400H	47	Sam LITTLE	SO	51.43cA 51.22	5/14/14	0.075	0.00	0.08
HT	46	Jake SCHNEEBERGER	JR	62.26m 204-3	5/14/14	0.1	0.00	0.10

Team Total 36.00

63



Princeton

Ivy League

▼12

Event	Scrd As	Athlete	Yr	Scored Mark	Date	Pl. Pts.	Bonus	TOTAL
Scored bests come from CURRENT season								
1500	55	William PAULSON	FR	3:44.15	4/16/14		0.09	0.09
Steeple	35	Eddie OWENS	JR	8:52.78	5/16/14	0.45	0.20	0.65
10k	12	Chris BENDTSEN	SR	28:49.08	4/4/14	9	0.79	9.79
10k	20	Tyler UDLAND	SR	28:57.25	4/4/14	3	0.43	3.43
10k	55	Alejandro ARROYO YAMIN	SR	29:19.08	4/4/14		0.01	0.01
LJ	28	Tom HOPKINS	SR	7.71m 25-3½ (1.3)	5/10/14	0.8	0.18	0.98
LJ	44	Damon MCLEAN	SR	7.61m 24-11½ (1.2)	5/10/14	0.15	0.00	0.15
TJ	7	Damon MCLEAN	SR	16.11m 52-10½ (0.7)	4/12/14	18	1.45	19.45
DEC	29	Stephen SOERENS	JR	7,291	5/10/14	0.75	0.05	0.80

Team Total 35.37

64



Northern Arizona

Big Sky Conference

▼ 3

Event	Scrd As	Athlete	Yr	Scored Mark	Date	Pl. Pts.	Bonus	TOTAL
Scored bests come from CURRENT season								
Steeple	25	Caleb HOOVER	JR	8:50.49	4/4/14	0.95	0.36	1.31
5000	28	Brian SHRADER	JR	13:49.26	5/4/14	0.8	0.33	1.13
5000	36	Futsum ZIENASELLASSIE	SO	13:52.43	4/4/14	0.4	0.19	0.59
5000	45	Matt MCELROY	JR	13:55.56	4/17/14	0.125	0.06	0.19
10k	14	Matt MCELROY	JR	28:51.55	4/4/14	7	0.67	7.67
10k	46	Josh HARDIN	SR	29:15.51	4/4/14	0.1	0.07	0.17
110H	38	Vernon JAMISON	JR	13.90 (0.0)	5/3/14	0.3	0.13	0.43
HJ	5	Deante KEMPER	JR	2.23m 7-3¼	4/17/14	22	1.52	23.52

Team Total 35.00

"Scrd As", short for "Scored As", Standing used for place points portion of performance's score combining preseason data (when applied) to current season data

Numbers in BLACK are both the performance's actual NCAA rank AND "scored as" rank Numbers in RED indicate actual NCAA rank does not exist or is worse than "scored as" rank Numbers in BLUE indicate actual NCAA rank is better than "scored as" rank

USTFCCCA Non-Member

Non-Member Schools Will NOT be ranked, beginning Week 2



2014 Outdoor Track & Field, Week #7

Only those who score >0.01 pts are shown
D denotes multiple-event rule in affect

MEN

65



Eastern Kentucky

▼ 1

Ohio Valley Conference

Event	Scrd As	Athlete	Yr	Scored Mark	Date	Pl. Pts.	Bonus	TOTAL
Scored bests come from CURRENT season								
► Steeple	4	Ole HESSELBERG	JR	8:41.17	4/17/14	24	1.86	25.86
► 5000	19	Soufiane BOUCHIKHI	SR	13:45.92	4/17/14	3.5	0.47	3.97
► 5000	20	Wade MEDDLES	SR	13:46.27	4/4/14	3	0.45	3.45
Team Total								33.28

66



SIUE

unch

Ohio Valley Conference

Event	Scrd As	Athlete	Yr	Scored Mark	Date	Pl. Pts.	Bonus	TOTAL
Scored bests come from CURRENT season								
► 400	39	Braxton KLAIVINS	JR	46.43	5/2/14	0.275	0.03	0.31
► LJ	1	Laderrick WARD	JR	8.00m 26-3 (1.9)	4/19/14	30	2.93	32.93
Team Total								33.24

67



Indiana State

▲ 10

Missouri Valley Conference

Event	Scrd As	Athlete	Yr	Scored Mark	Date	Pl. Pts.	Bonus	TOTAL
Scored bests come from CURRENT season								
► 10k	37	John MASCARI	SO	29:10.32	4/17/14	0.35	0.15	0.50
► 110H	4	Greggmar SWIFT	SR	13.43w (2.6)	4/12/14	24	1.92	25.92
► 110H	28	Adarius WASHINGTON	SO	13.85 (1.7)	5/16/14	0.8	0.24	1.04
► 400H	19	Max TUTTLE	SR	50.80	5/16/14	3.5	0.45	3.95
► 400H	37	Jonathan JACKSON	JR	51.20	5/16/14	0.35	0.16	0.51
► 4x400	49	Shaw, Piraino, Jackson, Tuttle		3:09.25	4/23/14	0.025	0.00	0.03
Team Total								31.95

68



Oklahoma

▲ 5

Big 12 Conference

Event	Scrd As	Athlete	Yr	Scored Mark	Date	Pl. Pts.	Bonus	TOTAL
Scored bests come from CURRENT season								
► 1500	29	Brandon DOUGHTY	SO	3:42.71c 4:00.53(1)	5/2/14	0.75	0.31	1.06
► 1500	54	Alex DEIR	JR	3:44.11	4/4/14		0.10	0.10
► Steeple	34	Brandon DOUGHTY	SO	8:52.38	4/18/14	0.5	0.23	0.73
► 5000	39	Brandon DOUGHTY	SO	13:53.48	4/4/14	0.275	0.15	0.43
► 10k	7	Abbabiya SIMBASSA	JR	28:42.56	4/4/14	18	1.12	19.12
► LJ	48	Nolan HAY	FR	7.59m 24-11 (2.0)	3/21/14	0.05	0.00	0.05
► TJ	21	Hayden MCCLAIN	FR	15.73mw 51-7¼ (3.1)	5/16/14	2.5	0.35	2.85
► JAV	18	Garrett SNOW	SO	70.92m 232-8	5/16/14	4	0.48	4.48
► JAV	22	Tyler RENTON	SO	69.96m 229-6	4/18/14	2	0.22	2.22
Team Total								31.03

69



Colorado

▼ 7

Pac-12 Conference

Event	Scrd As	Athlete	Yr	Scored Mark	Date	Pl. Pts.	Bonus	TOTAL
Scored bests come from CURRENT season								
► 1500	11	Ben SAAREL	FR	3:41.54	4/18/14	10	0.62	10.62
► 1500	24	Jake HURYSZ	JR	3:42.53	4/17/14	1	0.33	1.33
► 1500	53	Ammar MOUSSA	SO	3:43.97	4/18/14		0.12	0.12
► Steeple	32	Blake THEROUX	JR	8:51.96	4/17/14	0.6	0.26	0.86
► 5000	10	Morgan PEARSON	SO	13:38.92	5/4/14	12	1.03	13.03
► 5000	24	Pierce MURPHY	SO	13:48.74	5/4/14	1	0.35	1.35
► 5000	26	Ben SAAREL	FR	13:48.97	5/4/14	0.9	0.34	1.24
► 5000	46	Jake HURYSZ	JR	13:55.57	5/17/14	0.1	0.06	0.16
► 5000	49	Connor WINTER	SO	13:55.91	5/4/14	0.025	0.05	0.07
► 5000	50	Ammar MOUSSA	SO	13:56.00	5/4/14	0.01	0.05	0.06
► 10k	52	Pierce MURPHY	SO	29:18.04cA 30:20.57	3/21/14		0.03	0.03
► 10k	52	Morgan PEARSON	SO	29:18.04cA 30:20.57	3/21/14		0.03	0.03
► 110H	34	Jaron THOMAS	FR	13.87w (2.2)	5/3/14	0.5	0.20	0.70
► 400H	38	Jaron THOMAS	FR	51.24	5/17/14	0.3	0.13	0.43
► DEC	41	Brock EMORY	SR	7,035	5/10/14	0.225	0.00	0.22
Team Total								30.25

"Scrd As", short for "Scored As", Standing used for place points portion of performance's score combining preseason data (when applied) to current season data

Numbers in BLACK are both the performance's actual NCAA rank AND "scored as" rank Numbers in RED indicate actual NCAA rank does not exist or is worse than "scored as" rank Numbers in BLUE indicate actual NCAA rank is better than "scored as" rank

USTFCCCA Non-Member

Non-Member Schools Will NOT be ranked, beginning Week 2



USTFCCCA NCAA Division I National Team Computer Rankings

as of 5/19/2014 7:58:16 AM

2014 Outdoor Track & Field, Week #7

Only those who score >0.01 pts are shown
D denotes multiple-event rule in affect

MEN

70



Eastern Illinois Ohio Valley Conference

▼ 2

Event	Scrd As	Athlete	Yr	Scored Mark		Date	Pl. Pts.	Bonus	TOTAL
Scored bests come from CURRENT season									
► 4x100	33	Ilunga-Matthies, Edwards, Robinson, Johnson		40.08		5/16/14	0.55	0.14	0.69
► PV	7	Peter GERAGHTY	SR	5.56m	18-2½	4/22/14	18	1.44	19.44
► PV	12	Michael VIKEN	SR	5.50m	18-½	3/26/14	9	0.89	9.89
Team Total									30.01

71



Clemson Atlantic Coast Conference

▼ 4

Event	Scrd As	Athlete	Yr	Scored Mark		Date	Pl. Pts.	Bonus	TOTAL
Scored bests come from CURRENT season									
▶ 100	9	Reggie LEWIS	JR	10.15	(1.5)	3/26/14	14	0.96	14.96
▶ 100	11	Tevin HESTER	SO	10.16	(1.5)	3/26/14	10	0.89	10.89
▶ 4x100	48	Abdul-Mateen, Hester, Britton, Lewis		40.34		3/26/14	0.05	0.00	0.05
▶ HJ	21	Torian WARE	JR	2.18m	7-1¾	3/20/14	2.5	0.32	2.82
▶ TJ	36	Shai CARPENTER	SR	15.57m	51-1 (1.2)	5/16/14	0.4	0.01	0.41
Team Total									29.14

72



California Pac-12 Conference

▼ 16

Event	Scrd As	Athlete	Yr	Scored Mark		Date	Pl. Pts.	Bonus	TOTAL
Scored bests come from CURRENT season									
▶ 100	48	Tom BLOCKER	SR	10.34w	(2.5)	4/17/14	0.05	0.00	0.05
▶ 1500	27	Thomas JOYCE	SO	3:42.67c	4:00.49(1)	4/26/14	0.85	0.31	1.16
▶ 110H	10	Milan RISTIC	SR	13.59w	(2.1)	3/26/14	12	0.93	12.93
▶ 400H	21	Randy BERMEA	SO	50.86		4/26/14	2.5	0.41	2.91
▶ 4x100	27	Oliver, Blocker, Davis, Muhammad		39.91		5/17/14	0.85	0.28	1.13
▶ HJ	34	Nick RIDGE	SR	2.15m	7-½	4/12/14	0.5	0.00	0.50
▶ HJ	34	Noel FRAZIER	SO	2.15m	7-½	3/22/14	0.5	0.00	0.50
▶ LJ	40	Hammed SULEMAN	SR	7.63m	25-½ (0.1)	4/12/14	0.25	0.00	0.25
▶ TJ	33	Jonte GRANT	SO	15.62m	51-3 (-0.7)	4/17/14	0.55	0.12	0.67
▶ TJ	44	Hammed SULEMAN	SR	15.45m	50-8¼ (-0.9)	4/12/14	0.15	0.00	0.15
▶ DISC	17	Derek WHITE	SR	59.42m	194-11	4/12/14	4.5	0.42	4.92
▶ HT	21	Derek WHITE	SR	64.55m	211-9	5/17/14	2.5	0.17	2.67
▶ HT	27	Scott ESPARZA	SR	64.11m	210-4	5/17/14	0.85	0.07	0.92
Team Total									28.76

73



East Carolina Conference USA

▲ 13

Event	Scrd As	Athlete	Yr	Scored Mark		Date	Pl. Pts.	Bonus	TOTAL
Scored bests come from CURRENT season									
▶ 4x100	19	Neal, Lewis, Hudson, Furr		39.69		5/15/14	3.5	0.54	4.04
▶ HJ	9	Avion JONES	SO	2.21m	7-3	5/11/14	14	0.94	14.94
▶ LJ	14	Cameron HUDSON	SO	7.82m	25-8 (-1.3)	5/15/14	7	0.70	7.70
▶ HT	37	Montrell MORROW	SR	62.92m	206-5	4/3/14	0.35	0.00	0.35
▶ JAV	36	Matthew MCCONAUGHEY	SR	68.24m	223-10	5/15/14	0.4	0.00	0.40
Team Total									27.43

"Scrd As", short for "Scored As", Standing used for place points portion of performance's score combining preseason data (when applied) to current season data

Numbers in BLACK are both the performance's actual NCAA rank AND "scored as" rank Numbers in RED indicate actual NCAA rank does not exist or is worse than "scored as" rank Numbers in BLUE indicate actual NCAA rank is better than "scored as" rank

USTFCCCA Non-Member

Non-Member Schools Will NOT be ranked, beginning Week 2



2014 Outdoor Track & Field, Week #7

Only those who score >0.01 pts are shown
D denotes multiple-event rule in affect

MEN

74



Wyoming

Mountain West Conference

unch

Event	Scrd As	Athlete	Yr	Scored Mark	Date	Pl. Pts.	Bonus	TOTAL	
Scored bests come from CURRENT season									
▶ Steeple	24	Garrett ZANS	JR	8:50.45	4/17/14	1	0.36	1.36	
▶ TJ	48	Scott CARTER	FR	15.41m	50-6% (0.0)	4/25/14	0.05	0.00	0.05
▶ SP	37	Mason FINLEY	SR	18.57m	60-11%	5/14/14	0.35	0.00	0.35
▶ DISC	5	Mason FINLEY	SR	64.17m	210-6	5/3/14	22	2.22	24.22
▶ DISC	29	Paul THOMAS	JR	58.19m	190-11	5/3/14	0.75	0.05	0.80
Team Total								26.78	

75



UC Riverside

Big West Conference

▼ 5

Event	Scrd As	Athlete	Yr	Scored Mark		Date	Pl. Pts.	Bonus	TOTAL
Scored bests come from CURRENT season									
▶ 400H	45	Michael KOGER	JR	51.37		5/2/14	0.125	0.03	0.16
▶ LJ	9	Ted HOOPER	SR	7.88m	25-10% (0.4)	5/2/14	14	1.25	15.25
▶ HT	11	Caleb STUART	SR	67.24m	220-7	3/27/14	10	0.82	10.82
Team Total									26.23

76




TCU

Big 12 Conference

▼ 11

Event	Scrd As	Athlete	Yr	Scored Mark		Date	Pl. Pts.	Bonus	TOTAL
Scored bests come from CURRENT season									
▶ 100	33	Kolby LISTENBEE	FR	10.26cA	10.23 (1.0)	5/16/14	0.55	0.23	0.78
▶ 100	38	Ronnie BAKER	SO	10.29	(1.0)	4/23/14	0.3	0.12	0.42
▶ 200	18	Sam WATTS	SO	20.50w	(3.3)	3/20/14	4	0.57	4.57
▶ 200	25	Cameron ECHOLS- LUPER	FR	20.61w	(3.5)	3/20/14	0.95	0.34	1.29
▶ 200	33	Ronnie BAKER	SO	20.72w	(3.3)	3/20/14	0.55	0.15	0.70
▶ 400	37	Ronnie BAKER	SO	46.40cA	46.29	5/16/14	0.35	0.06	0.41
▶ 110H	17	Jordan MOORE	FR	13.68wcA	13.64 (3.9)	5/16/14	4.5	0.62	5.12
▶ 4x100	19	Summers, Watts, Baker, McSwain		39.69		4/3/14	3.5	0.54	4.04
▶ 4x400	13	Jackson, Listenbee, Chambers, Baker		3:05.81		4/23/14	8	0.80	8.80
▶ DISC	47	Adam DAMADZIC	SO	56.23m	184-5	5/16/14	0.075	0.00	0.08
Team Total								26.19	

77



South Carolina

Southeastern Conference

▲ 10

Event	Scrd As	Athlete	Yr	Scored Mark		Date	Pl. Pts.	Bonus	TOTAL
Scored bests come from CURRENT season									
▶ 100	41	Chris ROYSTER	SR	10.30	(0.8)	3/28/14	0.225	0.08	0.31
▶ 110H	14	Jermaine COLLIER	SO	13.65	(1.8)	5/15/14	7	0.69	7.69
▶ 110H	19	Jussi KANERVO	FR	13.77w	(2.3)	3/28/14	3.5	0.42	3.92
▶ 110H	24	Dondre ECHOLS	SO	13.82	(0.9)	5/15/14	1	0.31	1.31
▶ 400H	25	Jermaine COLLIER	SO	50.96		4/3/14	0.95	0.33	1.28
▶ 400H	27	Jussi KANERVO	FR	51.02		4/3/14	0.85	0.29	1.14
▶ 4x100	14	Kee, Royster, Echols, Winfrey		39.60		5/15/14	7	0.70	7.70
▶ 4x400	48	Winfrey, Kanervo, Walker, Collier		3:09.19		4/3/14	0.05	0.01	0.06
▶ JAV	23	Kaleb ZUIDEMA	FR	69.87m	229-2	5/15/14	1.5	0.20	1.70
Team Total									25.10

78




USF

American Athletic Conference

▼ 9

Event	Scrd As	Athlete	Yr	Scored Mark		Date	Pl. Pts.	Bonus	TOTAL
Scored bests come from CURRENT season									
▶ 4x100	48	Hopkins, Lewis, Yoon, Higgs		40.34		4/3/14	0.05	0.00	0.05
▶ TJ	5	Matthew ONEAL	SO	16.15m	53-0 (1.3)	3/26/14	22	1.62	23.62
▶ TJ	27	Shane LEWIS	SR	15.70m	51-6% (1.6)	3/26/14	0.85	0.28	1.13
Team Total									24.80

79



Louisville

American Athletic Conference

▲ 3

Event	Scrd As	Athlete	Yr	Scored Mark	Date	Pl. Pts.	Bonus	TOTAL	
Scored bests come from CURRENT season									
▶ Steeple	5	Mattias WOLTER	SR	8:42.20	4/17/14	22	1.64	23.64	
▶ Steeple	48	Edwin KIBICHIY	FR	8:55.93	5/2/14	0.05	0.00	0.05	
▶ HT	36	Sam BOMBAUGH	SR	62.96m	206-6	4/19/14	0.4	0.00	0.40
▶ HT	48	Brad VIVACE	JR	62.19m	204-0	4/19/14	0.05	0.00	0.05
Team Total								24.14	

"Scrd As", short for "Scored As", Standing used for place points portion of performance's score combining preseason data (when applied) to current season data

Numbers in BLACK are both the performance's actual NCAA rank AND "scored as" rank Numbers in RED indicate actual NCAA rank does not exist or is worse than "scored as" rank Numbers in BLUE indicate actual NCAA rank is better than "scored as" rank

USTFCCCA Non-Member

Non-Member Schools Will NOT be ranked, beginning Week 2



2014 Outdoor Track & Field, Week #7

Only those who score >0.01 pts are shown
D denotes multiple-event rule in affect

MEN

80



Rutgers

▼ 9

American Athletic Conference

Event	Scrd As	Athlete	Yr	Scored Mark	Date	Pl. Pts.	Bonus	TOTAL
Scored bests come from CURRENT season								
4x400	45	Jordan, Crawford, Dunbar, Griffith		3:08.92	5/2/14	0.125	0.06	0.18
LJ	8	Corey CRAWFORD	JR	7.91mw	25-11½ (2.7)	5/16/14	16	1.67 17.67
LJ	37	Emeka EZE	SO	7.65m	25-1¼ (1.3)	5/16/14	0.35	0.00 0.35
JAV	16	Thomas CARR	SO	71.51m	234-7	4/24/14	5	0.64 5.64
Team Total								23.85

83



Memphis

▼ 3

American Athletic Conference

Event	Scrd As	Athlete	Yr	Scored Mark	Date	Pl. Pts.	Bonus	TOTAL
Scored bests come from CURRENT season								
PV	9	Pauls PUJATS	JR	5.54m	18-2	3/29/14	14	1.25 15.25
PV	23	Austin CRENSHAW	SR	5.38m	17-7¾	5/2/14	1.5	0.31 1.81
SP	40	Yannik SCHALY	SO	18.50m	60-8½	4/26/14	0.25	0.00 0.25
DEC	16	Luis HANSSLER	SO	7,471	5/2/14	5	0.53	5.53
Team Total								22.84

81



Southern Illinois

▲ 20

Missouri Valley Conference

Event	Scrd As	Athlete	Yr	Scored Mark	Date	Pl. Pts.	Bonus	TOTAL
Scored bests come from CURRENT season								
1500	25	Zach DAHLEEN	SR	3:42.55	4/17/14	0.95	0.33	1.28
HJ	15	Kyle LANDON	FR	2.20m	7-2½	4/16/14	6	0.64 6.64
SP	9	Josh FREEMAN	SO	19.86m	65-2	5/16/14	14	1.15 15.15
HT	31	Curtis WIDEMAN	JR	63.86m	209-6	4/10/14	0.65	0.01 0.66
Team Total								23.73

84



Troy

▲ 1

Sun Belt Conference

Event	Scrd As	Athlete	Yr	Scored Mark	Date	Pl. Pts.	Bonus	TOTAL
Scored bests come from CURRENT season								
100	6	Benjamin MARTIN	JR	10.11w	(3.9)	5/9/14	20	1.26 21.26
200	33	Benjamin MARTIN	JR	20.72w	(3.4)	5/9/14	0.55	0.15 0.70
400	36	Jordan LANDBURG	SR	46.39		5/9/14	0.4	0.07 0.47
4x100	50	Martin, Landburg, Curtis, Pritchett		40.35	5/9/14	0.01	0.00	0.01
Team Total								22.44

82



Louisiana-Lafayette

▼ 10

Sun Belt Conference

Event	Scrd As	Athlete	Yr	Scored Mark	Date	Pl. Pts.	Bonus	TOTAL
Scored bests come from CURRENT season								
PV	48	Michael VANI	SR	5.22m	17-1¼	4/11/14	0.05	0.00 0.05
LJ	28	Devin DAVIS	JR	7.71mw	25-3¾ (3.8)	5/9/14	0.8	0.18 0.98
SP	6	Albert FOURNETTE	SR	20.09m	65-11	5/9/14	20	1.67 21.67
DEC	43	Westmoreland GONZALES	SR	7,033	3/27/14	0.175	0.00	0.17
Team Total								22.87

85



Monmouth

▼ 4

Metro Atlantic Athletic Conference

Event	Scrd As	Athlete	Yr	Scored Mark	Date	Pl. Pts.	Bonus	TOTAL
Scored bests come from CURRENT season								
800	63	Dylan CAPWELL	FR	1:49.40		4/16/14	0.04	0.04
SP	27	Errol JEFFREY	SR	18.97m	62-3	4/12/14	0.85	0.00 0.85
JAV	11	McLean LIPSCHUTZ	SO	72.55m	238-0	4/18/14	10	0.98 10.98
JAV	15	Vincent DUVERNOIS	SR	71.70m	235-3	4/12/14	6	0.69 6.69
JAV	40	Zach TORRELL	JR	68.00m	223-1	4/24/14	0.25	0.00 0.25
Team Total								18.82

"Scrd As", short for "Scored As", Standing used for place points portion of performance's score combining preseason data (when applied) to current season data

Numbers in BLACK are both the performance's actual NCAA rank AND "scored as" rank Numbers in RED indicate actual NCAA rank does not exist or is worse than "scored as" rank Numbers in BLUE indicate actual NCAA rank is better than "scored as" rank

USTFCCCA Non-Member

Non-Member Schools Will NOT be ranked, beginning Week 2



2014 Outdoor Track & Field, Week #7

Only those who score >0.01 pts are shown
D denotes multiple-event rule in affect

MEN

86



Michigan State

Big Ten Conference

▲ 7

Event	Scrd As	Athlete	Yr	Scored Mark	Date	Pl. Pts.	Bonus	TOTAL
Scored bests come from CURRENT season								
5000	31	Caleb RHYNARD	SO	13:49.60	3/28/14	0.65	0.31	0.96
SP	19	Antonio JAMES	JR	19.35m	5/2/14	3.5	0.35	3.85
DISC	14	Antonio JAMES	JR	60.15m	4/25/14	7	0.64	7.64
HT	23	Antonio JAMES	JR	64.51m	3/28/14	1.5	0.16	1.66
DEC	18	Kurt SCHNEIDER	SR	7,431	5/16/14	4	0.43	4.43
Team Total								18.54

89



Southeast Missouri

Ohio Valley Conference

▼ 14

Event	Scrd As	Athlete	Yr	Scored Mark	Date	Pl. Pts.	Bonus	TOTAL
Scored bests come from CURRENT season								
HJ	41	Reginald MILLER JR.	JR	2.14m	3/20/14	0.225	0.00	0.22
LJ	31	Blake SMITH	JR	7.69mw	4/10/14	0.65	0.08	0.73
TJ	14	Chris MARTIN	FR	15.84mw	4/26/14	7	0.57	7.57
TJ	14	Reginald MILLER JR.	JR	15.84mw	4/18/14	7	0.57	7.57
HT	35	Kevin FARLEY	JR	63.03m	5/2/14	0.45	0.00	0.45
Team Total								16.55

87



Virginia

Atlantic Coast Conference

▼ 3

Event	Scrd As	Athlete	Yr	Scored Mark	Date	Pl. Pts.	Bonus	TOTAL
Scored bests come from CURRENT season								
400	26	Payton HAZZARD	JR	46.12	5/9/14	0.9	0.28	1.18
Steeple	17	Kyle KING	SO	8:48.47	4/17/14	4.5	0.55	5.05
10k	45	Adam VISOKAY	FR	29:14.50	3/28/14	0.125	0.09	0.21
TJ	25	Ryan SATCHELL	JR	15.71m	3/22/14	0.95	0.30	1.25
SP	42	Filip MIHALJEVIC	FR	18.48m	4/5/14	0.2	0.00	0.20
DISC	12	Filip MIHALJEVIC	FR	60.41m	3/26/14	9	0.71	9.71
Team Total								17.61

90



Tulsa

Conference USA

▲ 1

Event	Scrd As	Athlete	Yr	Scored Mark	Date	Pl. Pts.	Bonus	TOTAL
Scored bests come from CURRENT season								
100	9	Bryce ROBINSON	SO	10.15w	4/11/14	14	0.96	14.96
200	26	Bryce ROBINSON	SO	20.62	5/2/14	0.9	0.32	1.22
800	51	Elijah SILVA	FR	1:49.21	5/2/14	0.10	0.00	0.10
Team Total								16.28

91



ULM

Sun Belt Conference

▼ 2

Event	Scrd As	Athlete	Yr	Scored Mark	Date	Pl. Pts.	Bonus	TOTAL
Scored bests come from CURRENT season								
LJ	9	Corey WESLEY	SO	7.88mw	5/9/14	14	1.25	15.25
Team Total								15.25

88



NC State

Atlantic Coast Conference

unch

Event	Scrd As	Athlete	Yr	Scored Mark	Date	Pl. Pts.	Bonus	TOTAL
Scored bests come from CURRENT season								
1500	12	Andrew COLLEY	SR	3:41.61c	4/12/14	9	0.60	9.60
1500	21	Graham CRAWFORD	SO	3:42.23c	4/12/14	2.5	0.41	2.91
5000	21	Andrew COLLEY	SR	13:46.74	5/4/14	2.5	0.43	2.43
5000	29	Graham CRAWFORD	SO	13:49.27	3/28/14	0.75	0.33	1.08
10k	40	Andrew COLLEY	SR	29:11.08	4/17/14	0.25	0.14	0.39
LJ	32	Jonathan ADDISON	SO	7.68m	4/4/14	0.6	0.04	0.64
DISC	46	Nathaniel WILLIAMS	SR	56.37m	4/24/14	0.1	0.00	0.10
Team Total								17.15

92



Lipscomb

Atlantic Sun Conference

▲ 6

Event	Scrd As	Athlete	Yr	Scored Mark	Date	Pl. Pts.	Bonus	TOTAL
Scored bests come from CURRENT season								
200	44	Tucker PEABODY	SR	20.78	4/10/14	0.15	0.05	0.20
HJ	9	Gemikal PRUDE	SO	2.21m	4/11/14	14	0.94	14.94
Team Total								15.13

"Scrd As", short for "Scored As", Standing used for place points portion of performance's score combining preseason data (when applied) to current season data

Numbers in BLACK are both the performance's actual NCAA rank AND "scored as" rank Numbers in RED indicate actual NCAA rank does not exist or is worse than "scored as" rank Numbers in BLUE indicate actual NCAA rank is better than "scored as" rank

USTFCCCA Non-Member

Non-Member Schools Will NOT be ranked, beginning Week 2



USTFCCCA NCAA Division I National Team Computer Rankings

as of 5/19/2014 7:58:17 AM

2014 Outdoor Track & Field, Week #7

Only those who score >0.01 pts are shown
D denotes multiple-event rule in affect

MEN

93



Milwaukee

Horizon League

▲15

Event	Scrd As	Athlete	Yr	Scored Mark	Date	Pl. Pts.	Bonus	TOTAL
-------	---------	---------	----	-------------	------	----------	-------	-------

Scored bests come from CURRENT season

▶ 110H	9	Durell BUSBY	SR	13.56w	(2.8)	5/9/14	14	1.06	15.06
--------	---	--------------	----	--------	-------	--------	----	------	-------

Team Total 15.06

94



Rice

Conference USA

unch

Event	Scrd As	Athlete	Yr	Scored Mark	Date	Pl. Pts.	Bonus	TOTAL
-------	---------	---------	----	-------------	------	----------	-------	-------

Scored bests come from CURRENT season

▶ PV	12	Chris PILLOW	JR	5.50m	18-½	3/26/14	9	0.89	9.89
------	----	--------------	----	-------	------	---------	---	------	------

▶ JAV	19	Evan KARAKOLIS	SO	70.80m	232-3	5/9/14	3.5	0.45	3.95
-------	----	----------------	----	--------	-------	--------	-----	------	------

▶ DEC	40	Scott FILIP	FR	7,045		3/26/14	0.25	0.00	0.25
-------	----	-------------	----	-------	--	---------	------	------	------

Team Total 14.09

95



Michigan

Big Ten Conference

▼17

Event	Scrd As	Athlete	Yr	Scored Mark	Date	Pl. Pts.	Bonus	TOTAL
-------	---------	---------	----	-------------	------	----------	-------	-------

Scored bests come from CURRENT season

▶ Steeple	16	Mason FERLIC	SO	8:47.91		4/5/14	5	0.63	5.63
-----------	----	--------------	----	---------	--	--------	---	------	------

▶ 5000	42	Mason FERLIC	SO	13:55.12		4/17/14	0.2	0.08	0.28
--------	----	--------------	----	----------	--	---------	-----	------	------

▶ 10k	43	Morsi RAYYAN	JR	29:12.94		5/16/14	0.175	0.11	0.29
-------	----	--------------	----	----------	--	---------	-------	------	------

▶ 10k	48	Mark BEAMS	JR	29:15.70		5/16/14	0.05	0.07	0.12
-------	----	------------	----	----------	--	---------	------	------	------

▶ HJ	41	Bradley JAMES	SR	2.14m	7-¾	5/16/14	0.225	0.00	0.22
------	----	---------------	----	-------	-----	---------	-------	------	------

▶ SP	48	Derek SIEVERS	SO	18.25m	59-10½	5/16/14	0.05	0.00	0.05
------	----	---------------	----	--------	--------	---------	------	------	------

▶ HT	15	Ethan DENNIS	SR	66.36m	217-8	4/19/14	6	0.61	6.61
------	----	--------------	----	--------	-------	---------	---	------	------

▶ JAV	38	Stephen BURK	SO	68.10m	223-5	3/28/14	0.3	0.00	0.30
-------	----	--------------	----	--------	-------	---------	-----	------	------

Team Total 13.50

96



Hampton

Mid-Eastern Athletic Conference

▼1

Event	Scrd As	Athlete	Yr	Scored Mark	Date	Pl. Pts.	Bonus	TOTAL
-------	---------	---------	----	-------------	------	----------	-------	-------

Scored bests come from CURRENT season

▶ 200	35	Chidi OKEZIE	JR	20.73w	(3.0)	5/1/14	0.45	0.13	0.58
-------	----	--------------	----	--------	-------	--------	------	------	------

▶ 400	44	Je'von HUTCHISON	SR	46.51		5/16/14	0.15	0.00	0.15
-------	----	------------------	----	-------	--	---------	------	------	------

▶ 400	48	Chidi OKEZIE	JR	46.61		5/1/14	0.05	0.00	0.05
-------	----	--------------	----	-------	--	--------	------	------	------

▶ 800	30	Edose IBADIN	JR	1:48.60		5/9/14	0.7	0.28	0.98
-------	----	--------------	----	---------	--	--------	-----	------	------

▶ 4x400	23	Okezie, Hutchison, Reddick-Simmons, Ibadin		3:07.35		4/3/14	1.5	0.33	1.83
---------	----	--	--	---------	--	--------	-----	------	------

▶ JAV	13	Stefano NARDINI	JR	72.01m	236-3	3/28/14	8	0.78	8.78
-------	----	-----------------	----	--------	-------	---------	---	------	------

Team Total 12.37

97



Cal Poly

Big West Conference

▲9

Event	Scrd As	Athlete	Yr	Scored Mark	Date	Pl. Pts.	Bonus	TOTAL
-------	---------	---------	----	-------------	------	----------	-------	-------

Scored bests come from CURRENT season

▶ Steeple	49	Nick WOOLF	SO	8:55.97		5/16/14	0.025	0.00	0.03
-----------	----	------------	----	---------	--	---------	-------	------	------

▶ 10k	11	Chris FRIAS	SR	28:45.60		4/4/14	10	0.96	10.96
-------	----	-------------	----	----------	--	--------	----	------	-------

▶ 10k	30	Sean DAVIDSON	SR	29:08.24		5/16/14	0.7	0.19	0.89
-------	----	---------------	----	----------	--	---------	-----	------	------

▶ DEC	39	Devin BENNETT	JR	7,069		4/10/14	0.275	0.00	0.28
-------	----	---------------	----	-------	--	---------	-------	------	------

Team Total 12.15

98



LIU Brooklyn

Northeast Conference

▲7

Event	Scrd As	Athlete	Yr	Scored Mark	Date	Pl. Pts.	Bonus	TOTAL
-------	---------	---------	----	-------------	------	----------	-------	-------

Scored bests come from CURRENT season

▶ 100	38	Brendon RODNEY	JR	10.29	(0.4)	5/3/14	0.3	0.12	0.42
-------	----	----------------	----	-------	-------	--------	-----	------	------

▶ 200	11	Brendon RODNEY	JR	20.41	(1.3)	5/3/14	10	0.88	10.88
-------	----	----------------	----	-------	-------	--------	----	------	-------

▶ 4x100	42	Williams, Rodney, Walker-Khan, Dukes		40.24		5/16/14	0.2	0.00	0.20
---------	----	--------------------------------------	--	-------	--	---------	-----	------	------

▶ 4x400	42	Petit-Homme, Rodney, Walker-Khan, McLean		3:08.71		5/16/14	0.2	0.09	0.29
---------	----	--	--	---------	--	---------	-----	------	------

Team Total 11.80

"Scrd As", short for "Scored As", Standing used for place points portion of performance's score combining preseason data (when applied) to current season data

Numbers in BLACK are both the performance's actual NCAA rank AND "scored as" rank Numbers in RED indicate actual NCAA rank does not exist or is worse than "scored as" rank Numbers in BLUE indicate actual NCAA rank is better than "scored as" rank

USTFCCCA Non-Member

Non-Member Schools Will NOT be ranked, beginning Week 2



USTFCCCA NCAA Division I National Team Computer Rankings

2014 Outdoor Track & Field, Week #7

as of 5/19/2014 7:58:17 AM

Only those who score >0.01 pts are shown
D denotes multiple-event rule in affect

MEN

99



Indiana

Big Ten Conference

▲10

Event	Scrd As	Athlete	Yr	Scored Mark	Date	Pl. Pts.	Bonus	TOTAL
Scored bests come from CURRENT season								
800	17	Tretez KINNAIRD	FR	1:47.99	4/19/14	4.5	0.56	5.06
1500	36	Rorey HUNTER	JR	3:43.12c 4:00.97(1)	4/19/14	0.4	0.25	0.65
Steeple	19	Robby NIERMAN	SR	8:49.72	5/16/14	3.5	0.41	3.91
Steeple	42	Joshua ROCHE	SO	8:54.17	4/24/14	0.2	0.11	0.31
Steeple	44	Nolan FIFE	JR	8:54.46	3/20/14	0.15	0.09	0.24
5000	44	Rorey HUNTER	JR	13:55.20	4/4/14	0.15	0.08	0.23
10k	31	Evan ESSELINK	JR	29:08.52	5/16/14	0.65	0.18	0.83
PV	36	Drew VOLZ	JR	5:30m 17-4½	5/3/14	0.4	0.00	0.40
Team Total								11.64

100



Syracuse

Atlantic Coast Conference

▼8

Event	Scrd As	Athlete	Yr	Scored Mark	Date	Pl. Pts.	Bonus	TOTAL
Scored bests come from CURRENT season								
1500	36	Joel HUBBARD	SO	3:43.12	5/9/14	0.4	0.25	0.65
Steeple	20	MJ ERB	SO	8:50.01	4/4/14	3	0.39	3.39
5000	34	Martin HEHIR	JR	13:50.88	4/4/14	0.5	0.26	0.76
10k	33	Reed KAMYSZEK	JR	29:08.84	4/4/14	0.55	0.18	0.73
10k	35	Martin HEHIR	JR	29:10.12	4/17/14	0.45	0.16	0.61
110H	18	Donald POLLITT	JR	13.73 (0.8)	4/24/14	4	0.51	4.51
110H	37	Freddie CRITTENDEN	FR	13.89 (0.8)	4/24/14	0.35	0.15	0.50
Team Total								11.14

101



Harvard

Ivy League

▼11

Event	Scrd As	Athlete	Yr	Scored Mark	Date	Pl. Pts.	Bonus	TOTAL
Scored bests come from CURRENT season								
5000	15	James LEAKOS	SR	13:44.57	4/17/14	6	0.55	6.55
110H	22	Jarvis HARRIS	JR	13.80w (2.4)	4/19/14	2	0.35	2.35
LJ	25	Elliot SAFO	FR	7.73m 25-4½ (1.0)	5/10/14	0.95	0.27	1.22
TJ	47	Efe UWAIFO	FR	15.42m 50-7½ (1.5)	5/10/14	0.075	0.00	0.08
HT	32	Ben GLAUSER	JR	63.71m 209-0	5/10/14	0.6	0.00	0.60
JAV	41	Dean SULLIVAN	SO	67.99m 223-0	5/10/14	0.225	0.00	0.22
Team Total								11.02

102



Youngstown State

Horizon League

unch

Event	Scrd As	Athlete	Yr	Scored Mark	Date	Pl. Pts.	Bonus	TOTAL
Scored bests come from CURRENT season								
SP	15	Bobby GRACE	SR	19.56m 64-2½	4/18/14	6	0.59	6.59
HT	18	Connor NEU	SO	65.26m 214-1	5/9/14	4	0.34	4.34
Team Total								10.94

103



Utah State

Mountain West Conference

▲13

Event	Scrd As	Athlete	Yr	Scored Mark	Date	Pl. Pts.	Bonus	TOTAL
Scored bests come from CURRENT season								
100	16	Nic BOWENS	JR	10.19wcA 10.13 (2.8)	5/14/14	5	0.67	5.67
200	43	Nic BOWENS	JR	20.77w (3.2)	5/2/14	0.175	0.06	0.24
Steeple	41	Colby WILSON	SO	8:54.12	4/4/14	0.225	0.11	0.34
4x100	18	Bautista, Bowens, Pimentel, Bluth		39.68cA 39.44	5/14/14	4	0.56	4.56
Team Total								10.81

104



Northern Iowa

Missouri Valley Conference

▲66

Event	Scrd As	Athlete	Yr	Scored Mark	Date	Pl. Pts.	Bonus	TOTAL
Scored bests come from CURRENT season								
110H	44	Sebastian BARTH	JR	13.94 (1.6)	5/16/14	0.15	0.04	0.19
400H	12	Ryan NEWTOFF	SR	50.58	5/16/14	9	0.73	9.73
DISC	39	Matt SCHIFFER	SR	57.26m 187-10	4/11/14	0.275	0.00	0.28
DEC	47	Ben LINDAMAN	SR	7,021	4/23/14	0.075	0.00	0.08
Team Total								10.28

105



Robert Morris

Northeast Conference

▼2

Event	Scrd As	Athlete	Yr	Scored Mark	Date	Pl. Pts.	Bonus	TOTAL
Scored bests come from CURRENT season								
JAV	12	Chris CARPER	SR	72.13m 236-7	3/21/14	9	0.81	9.81
Team Total								9.81

"Scrd As", short for "Scored As", Standing used for place points portion of performance's score combining preseason data (when applied) to current season data

Numbers in BLACK are both the performance's actual NCAA rank AND "scored as" rank Numbers in RED indicate actual NCAA rank does not exist or is worse than "scored as" rank Numbers in BLUE indicate actual NCAA rank is better than "scored as" rank

USTFCCCA Non-Member

Non-Member Schools Will NOT be ranked, beginning Week 2



USTFCCCA NCAA Division I National Team Computer Rankings

as of 5/19/2014 7:58:17 AM

2014 Outdoor Track & Field, Week #7

Only those who score >0.01 pts are shown
D denotes multiple-event rule in affect

MEN

106



Cincinnati

American Athletic Conference

▲13

Event	Scrd As	Athlete	Yr	Scored Mark	Date	Pl. Pts.	Bonus	TOTAL
-------	---------	---------	----	-------------	------	----------	-------	-------

Scored bests come from CURRENT season

▶ PV	17	Josh DANGEL	SR	5.44m	17-10½	4/12/14	4.5	0.60	5.10
▶ DISC	18	Macklin TUDOR	SO	59.37m	194-9	5/16/14	4	0.40	4.40

Team Total 9.50

107



Eastern Washington

Big Sky Conference

▲8

Event	Scrd As	Athlete	Yr	Scored Mark	Date	Pl. Pts.	Bonus	TOTAL
-------	---------	---------	----	-------------	------	----------	-------	-------

Scored bests come from CURRENT season

▶ HT	13	Jordan ARAKAWA	JR	66.82m	219-2	3/28/14	8	0.72	8.72
------	----	----------------	----	--------	-------	---------	---	------	------

Team Total 8.72

108



New Hampshire

America East Conference

▲3

Event	Scrd As	Athlete	Yr	Scored Mark	Date	Pl. Pts.	Bonus	TOTAL
-------	---------	---------	----	-------------	------	----------	-------	-------

Scored bests come from CURRENT season

▶ Steeple	13	John PRIZZI	JR	8:47.39		4/16/14	8	0.70	8.70
-----------	----	-------------	----	---------	--	---------	---	------	------

Team Total 8.70

109



Missouri

Southeastern Conference

▼10

Event	Scrd As	Athlete	Yr	Scored Mark	Date	Pl. Pts.	Bonus	TOTAL
-------	---------	---------	----	-------------	------	----------	-------	-------

Scored bests come from CURRENT season

▶ Steeple	30	Sam DICKERSON	SO	8:51.74		4/5/14	0.7	0.27	0.97
▶ TJ	24	Jonathon ILORI	JR	15.72mw	51-7 (3.8)	4/11/14	1	0.32	1.32
▶ TJ	32	Tony CARODINE	SO	15.64m	51-3¼ (0.8)	4/24/14	0.6	0.16	0.76
▶ JAV	17	MaCauley GARTON	JR	71.02m	233-0	4/23/14	4.5	0.51	5.01

Team Total 8.07

110



New Orleans

Southland Conference

▲2

Event	Scrd As	Athlete	Yr	Scored Mark	Date	Pl. Pts.	Bonus	TOTAL
-------	---------	---------	----	-------------	------	----------	-------	-------

Scored bests come from CURRENT season

▶ 100	48	Darius ROY	FR	10.34w	(2.5)	5/9/14	0.05	0.00	0.05
▶ 400H	42	Constant PRETORIUS	FR	51.30		5/9/14	0.2	0.08	0.28
▶ DEC	14	Karl SALURI	FR	7,497		3/26/14	7	0.60	7.60

Team Total 7.94

111



Columbia

Ivy League

▼4

Event	Scrd As	Athlete	Yr	Scored Mark	Date	Pl. Pts.	Bonus	TOTAL
-------	---------	---------	----	-------------	------	----------	-------	-------

Scored bests come from CURRENT season

▶ 800	16	Harry MCFANN	SR	1:47.91		4/12/14	5	0.61	5.61
▶ 800	36	John GREGOREK	SR	1:48.70		5/2/14	0.4	0.25	0.65
▶ 800	39	Brendon FISH	SR	1:48.79		5/2/14	0.275	0.22	0.50
▶ 1500	35	John GREGOREK	SR	3:43.05		4/12/14	0.45	0.26	0.71
▶ HT	40	Duncan DICKERSON	SR	62.75m	205-10	5/16/14	0.25	0.00	0.25

Team Total 7.72

112



Radford

Big South Conference

▼8


Event	Scrd As	Athlete	Yr	Scored Mark	Date	Pl. Pts.	Bonus	TOTAL
-------	---------	---------	----	-------------	------	----------	-------	-------

Scored bests come from CURRENT season

▶ 110H	14	Vincent WYATT	JR	13.65	(0.8)	5/9/14	7	0.69	7.69
--------	----	---------------	----	-------	-------	--------	---	------	------

Team Total 7.69

113



Bethune-Cookman

Mid-Eastern Athletic Conference

▼16

Event	Scrd As	Athlete	Yr	Scored Mark	Date	Pl. Pts.	Bonus	TOTAL
-------	---------	---------	----	-------------	------	----------	-------	-------

Scored bests come from CURRENT season

▶ 110H	19	Tremayne BANKS	JR	13.77w	(2.4)	4/28/14	3.5	0.42	3.92
▶ HJ	41	Ed'Ricus WILLIAMS	FR	2.14m	7-¼	4/26/14	0.225	0.00	0.22
▶ LJ	20	Kenneth FISHER	FR	7.78m	25-6¼ (0.9)	5/1/14	3	0.51	3.51

Team Total 7.65

"Scrd As", short for "Scored As", Standing used for place points portion of performance's score combining preseason data (when applied) to current season data

Numbers in BLACK are both the performance's actual NCAA rank AND "scored as" rank Numbers in RED indicate actual NCAA rank does not exist or is worse than "scored as" rank Numbers in BLUE indicate actual NCAA rank is better than "scored as" rank

USTFCCCA Non-Member

Non-Member Schools Will NOT be ranked, beginning Week 2



USTFCCCA NCAA Division I National Team Computer Rankings

as of 5/19/2014 7:58:17 AM

2014 Outdoor Track & Field, Week #7

Only those who score >0.01 pts are shown
D denotes multiple-event rule in affect

MEN

114



Long Beach State

Big West Conference

▼14

Event	Scrd As	Athlete	Yr	Scored Mark	Date	Pl. Pts.	Bonus	TOTAL
Scored bests come from CURRENT season								
800	22	Chris LOW	JR	1:48.30	4/4/14	2	0.37	2.37
10k	41	Chris ENRIQUEZ	SO	29:12.46	5/16/14	0.225	0.12	0.34
4x400	36	McCloskey, Glasgow, Perez-Rogers, Lockett		3:08.39	4/23/14	0.4	0.15	0.55
LJ	24	Willie ALEXANDER	SO	7.75m 25-5¼ (1.7)	4/17/14	1	0.37	1.37
TJ	29	Willie ALEXANDER	SO	15.69m 51-5¼ (1.8)	5/16/14	0.75	0.26	1.01
DISC	25	Jason HARRELL	SR	58.46m 191-9	3/15/14	0.95	0.13	1.08
DISC	35	Jacob FRASER	JR	57.73m 189-5	4/4/14	0.45	0.00	0.45
DEC	48	Garrett DEMIRJIAN	SR	7,014	5/9/14	0.05	0.00	0.05
Team Total								7.23

115



North Texas

Conference USA

▲24

Event	Scrd As	Athlete	Yr	Scored Mark	Date	Pl. Pts.	Bonus	TOTAL
Scored bests come from CURRENT season								
200	40	Clinton COLLINS	SR	20.76w (3.3)	3/20/14	0.25	0.08	0.33
400	15	Clinton COLLINS	SR	45.76	5/15/14	6	0.74	6.74
LJ	44	Clinton CLARKE	SR	7.61mw 24-11¼ (3.5)	4/12/14	0.15	0.00	0.15
Team Total								7.22

116



Western Illinois

The Summit League

▲24

Event	Scrd As	Athlete	Yr	Scored Mark	Date	Pl. Pts.	Bonus	TOTAL
Scored bests come from CURRENT season								
HJ	15	Jamario TAYLOR	SR	2.20m 7-2½	5/15/14	6	0.64	6.64
Team Total								6.64

117



Kennesaw State

Atlantic Sun Conference

▼3

Event	Scrd As	Athlete	Yr	Scored Mark	Date	Pl. Pts.	Bonus	TOTAL
Scored bests come from CURRENT season								
HJ	27	Andre DORSEY	JR	2.16m 7-1	5/16/14	0.85	0.03	0.88
LJ	32	Andre DORSEY	JR	7.68m 25-2½ (1.9)	4/3/14	0.6	0.04	0.64
TJ	21	Andre DORSEY	JR	15.73m 51-7¼ (1.6)	3/26/14	2.5	0.35	2.85
HT	25	Martynas SEDYS	SO	64.33m 211-0	5/16/14	0.95	0.12	1.07
Team Total								5.43

118



Central Michigan

Mid-American Conference

unch

Event	Scrd As	Athlete	Yr	Scored Mark	Date	Pl. Pts.	Bonus	TOTAL
Scored bests come from CURRENT season								
400H	39	Parker SCOTT	SR	51.25	5/15/14	0.275	0.12	0.40
DISC	20	Dylan BANAGIS	FR	59.23m 194-4	5/10/14	3	0.36	3.36
DISC	32	Cole WALDERZAK	SO	57.87m 189-10	5/10/14	0.6	0.00	0.60
DISC	38	Alex ROSE	SR	57.29m 187-11	4/4/14	0.3	0.00	0.30
HT	33	Cole WALDERZAK	SO	63.39m 207-11	5/15/14	0.55	0.00	0.55
Team Total								5.21

119



Sam Houston State

Southland Conference

▼9

Event	Scrd As	Athlete	Yr	Scored Mark	Date	Pl. Pts.	Bonus	TOTAL
Scored bests come from CURRENT season								
400	31	Rodney JONES	JR	46.31	5/9/14	0.65	0.13	0.78
4x100	31	Williams, Jenkins, Jones, Wright		40.03	5/9/14	0.65	0.18	0.83
TJ	20	Charles WHITE	SR	15.74mw 51-7¼ (3.1)	5/9/14	3	0.37	3.37
Team Total								4.97

120



Florida International

Conference USA

▲70

Event	Scrd As	Athlete	Yr	Scored Mark	Date	Pl. Pts.	Bonus	TOTAL
Scored bests come from CURRENT season								
LJ	18	Aubrey SMITH	SR	7.80m 25-7¼ (0.0)	5/15/14	4	0.60	4.60
Team Total								4.60

"Scrd As", short for "Scored As", Standing used for place points portion of performance's score combining preseason data (when applied) to current season data

Numbers in BLACK are both the performance's actual NCAA rank AND "scored as" rank Numbers in RED indicate actual NCAA rank does not exist or is worse than "scored as" rank Numbers in BLUE indicate actual NCAA rank is better than "scored as" rank

USTFCCCA Non-Member

Non-Member Schools Will NOT be ranked, beginning Week 2



2014 Outdoor Track & Field, Week #7

Only those who score >0.01 pts are shown
D denotes multiple-event rule in affect

MEN

121

Brown
Ivy League

unch

Event	Scrd As	Athlete	Yr	Scored Mark	Date	Pl. Pts.	Bonus	TOTAL
-------	---------	---------	----	-------------	------	----------	-------	-------

Scored bests come from CURRENT season

DISC	23	Courtland CLAVETTE	JR	58.68m	192-6	5/10/14	1.5	0.20	1.70
DEC	21	Evan WEINSTOCK	SR	7,381		5/10/14	2.5	0.29	2.79

Team Total 4.49

122

Navy
Patriot League

▼ 2

Event	Scrd As	Athlete	Yr	Scored Mark	Date	Pl. Pts.	Bonus	TOTAL
-------	---------	---------	----	-------------	------	----------	-------	-------

Scored bests come from CURRENT season

DISC	28	Zachary DUNCAVAGE	SR	58.27m	191-2	4/24/14	0.8	0.07	0.87
JAV	20	Jay STELL	SO	70.72m	232-0	4/5/14	3	0.43	3.43

Team Total 4.30

123

North Carolina A&T
Mid-Eastern Athletic Conference

▼ 1

Event	Scrd As	Athlete	Yr	Scored Mark	Date	Pl. Pts.	Bonus	TOTAL
-------	---------	---------	----	-------------	------	----------	-------	-------

Scored bests come from CURRENT season

100	46	Desmond LAWRENCE	SR	10.33	(0.5)	4/24/14	0.1	0.00	0.10
4x100	24	Lawrence, Williams, Gabriel, Noble		39.84		4/3/14	1	0.34	1.34
TJ	21	Keenan SMITH	JR	15.73m	51-7½ (1.8)	5/16/14	2.5	0.35	2.85

Team Total 4.28

124

Albany
America East Conference

unch

Event	Scrd As	Athlete	Yr	Scored Mark	Date	Pl. Pts.	Bonus	TOTAL
-------	---------	---------	----	-------------	------	----------	-------	-------

Scored bests come from CURRENT season

HJ	19	Alexander BOWEN JR.	JR	2.19m	7-2¼	4/24/14	3.5	0.47	3.97
----	----	---------------------	----	-------	------	---------	-----	------	------

Team Total 3.97

125

Utah Valley
Western Athletic Conference

▲ 18

Event	Scrd As	Athlete	Yr	Scored Mark	Date	Pl. Pts.	Bonus	TOTAL
-------	---------	---------	----	-------------	------	----------	-------	-------

Scored bests come from CURRENT season

HJ	34	Ryle WILLIAMS	FR	2.15m	7-½	3/7/14	0.5	0.00	0.50
DEC	20	Michael MCPHERSON	JR	7,401		5/14/14	3	0.35	3.35

Team Total 3.85

126

Lamar
Southland Conference

▼ 3

Event	Scrd As	Athlete	Yr	Scored Mark	Date	Pl. Pts.	Bonus	TOTAL
-------	---------	---------	----	-------------	------	----------	-------	-------

Scored bests come from CURRENT season

▶ 800	51	Aaron BENNETT	JR	1:49.21		4/26/14	0.10	0.10
▶ 1500	20	Sam STABLER	JR	3:42.18		4/26/14	3	0.43
▶ 5000	43	Sam STABLER	JR	13:55.16		4/17/14	0.175	0.08

Team Total 3.78

127

UTPA
Western Athletic Conference

▲ 45

Event	Scrd As	Athlete	Yr	Scored Mark	Date	Pl. Pts.	Bonus	TOTAL
-------	---------	---------	----	-------------	------	----------	-------	-------

Scored bests come from CURRENT season

1500	49	Martin CASSE	SR	3:43.67		5/4/14	0.025	0.16	0.19
400H	20	Dijan JOHNSON	SR	50.85cA	50.74	5/14/14	3	0.42	3.42

Team Total 3.61

128

Washington State
Pac-12 Conference

▼ 3

Event	Scrd As	Athlete	Yr	Scored Mark	Date	Pl. Pts.	Bonus	TOTAL
-------	---------	---------	----	-------------	------	----------	-------	-------

Scored bests come from CURRENT season

800	31	Jesse JORGENSEN	JR	1:48.62		5/3/14	0.65	0.28	0.93
5000	35	Drew JORDAN	SR	13:52.40		4/4/14	0.45	0.20	0.65
400H	32	CJ ALLEN	FR	51.14		5/17/14	0.6	0.20	0.80
4x100	44	Johnson, McBride, Farmer, Chambers		40.26		5/17/14	0.15	0.00	0.15
JAV	32	Kyle STEVENS	SR	68.50m	224-9	5/17/14	0.6	0.00	0.60
JAV	42	Sam FERENCHAK	JR	67.70m	222-1	4/12/14	0.2	0.00	0.20

Team Total 3.32

"Scrd As", short for "Scored As", Standing used for place points portion of performance's score combining preseason data (when applied) to current season data

Numbers in BLACK are both the performance's actual NCAA rank AND "scored as" rank Numbers in RED indicate actual NCAA rank does not exist or is worse than "scored as" rank Numbers in BLUE indicate actual NCAA rank is better than "scored as" rank

USTFCCCA Non-Member

Non-Member Schools Will NOT be ranked, beginning Week 2



2014 Outdoor Track & Field, Week #7

Only those who score >0.01 pts are shown
D denotes multiple-event rule in affect

MEN

129



Manhattan

▲ 39

Metro Atlantic Athletic Conference

Event	Scrd As	Athlete	Yr	Scored Mark	Date	Pl. Pts.	Bonus	TOTAL
-------	---------	---------	----	-------------	------	----------	-------	-------

Scored bests come from CURRENT season

▶ HT	20	Love LITZELL	FR	64.75m	212-5	5/16/14	3	0.22	3.22
------	----	--------------	----	--------	-------	---------	---	------	------

Team Total 3.22

130



Liberty

▲ 30

Big South Conference

Event	Scrd As	Athlete	Yr	Scored Mark	Date	Pl. Pts.	Bonus	TOTAL
-------	---------	---------	----	-------------	------	----------	-------	-------

Scored bests come from CURRENT season

▶ Steeple	21	Josh MACDONALD	SR	8:50.15	5/16/14	2.5	0.38	2.88
-----------	----	----------------	----	---------	---------	-----	------	------

▶ HJ	41	Zach DAVIS	FR	2.14m	7-¼	5/1/14	0.225	0.00	0.22
------	----	------------	----	-------	-----	--------	-------	------	------

▶ JAV	49	Daniel KLAKE	JR	66.79m	219-1	5/16/14	0.025	0.00	0.03
-------	----	--------------	----	--------	-------	---------	-------	------	------

Team Total 3.13

131



Loyola Marymount

▼ 4

West Coast Conference

Event	Scrd As	Athlete	Yr	Scored Mark	Date	Pl. Pts.	Bonus	TOTAL
-------	---------	---------	----	-------------	------	----------	-------	-------

Scored bests come from CURRENT season

▶ 1500	27	Weston STRUM	JR	3:42.67	3/15/14	0.85	0.31	1.16
--------	----	--------------	----	---------	---------	------	------	------

▶ 5000	23	Weston STRUM	JR	13:47.28	4/4/14	1.5	0.41	1.91
--------	----	--------------	----	----------	--------	-----	------	------

Team Total 3.08

132



Charlotte

▲ 2

Conference USA

Event	Scrd As	Athlete	Yr	Scored Mark	Date	Pl. Pts.	Bonus	TOTAL
-------	---------	---------	----	-------------	------	----------	-------	-------

Scored bests come from CURRENT season

▶ 4x100	24	Rouse, Osborne, Bynum, Shank		39.84	5/15/14	1	0.34	1.34
---------	----	------------------------------	--	-------	---------	---	------	------


▶ 4x400	40	Bynum, Boyd, Livingston, Tate		3:08.62	5/15/14	0.25	0.11	0.36
---------	----	-------------------------------	--	---------	---------	------	------	------

▶ HJ	25	Trey MCRAE	JR	2.17m	7-1½	4/11/14	0.95	0.17	1.12
------	----	------------	----	-------	------	---------	------	------	------

▶ DEC	46	K'vonte SCOTT	SO	7,022	3/20/14	0.1	0.00	0.10
-------	----	---------------	----	-------	---------	-----	------	------

Team Total 2.92

133



Connecticut

▼ 20

American Athletic Conference

Event	Scrd As	Athlete	Yr	Scored Mark	Date	Pl. Pts.	Bonus	TOTAL
-------	---------	---------	----	-------------	------	----------	-------	-------

Scored bests come from CURRENT season

▶ 800	62	Robert RHODES	SO	1:49.39	5/16/14		0.04	0.04
-------	----	---------------	----	---------	---------	--	------	------

▶ PV	36	Craig HUNTER	FR	5.30m	17-4½	5/8/14	0.4	0.00	0.40
------	----	--------------	----	-------	-------	--------	-----	------	------

▶ DISC	22	Eric MASINGTON	SR	58.80m	192-11	5/8/14	2	0.23	2.23
--------	----	----------------	----	--------	--------	--------	---	------	------

▶ DEC	44	Jesse CHAPMAN	SR	7,031	5/2/14	0.15	0.00	0.15
-------	----	---------------	----	-------	--------	------	------	------

Team Total 2.83

134



Air Force

▼ 2

Mountain West Conference

Event	Scrd As	Athlete	Yr	Scored Mark	Date	Pl. Pts.	Bonus	TOTAL
-------	---------	---------	----	-------------	------	----------	-------	-------

Scored bests come from CURRENT season

▶ 1500	63	Zach PERKINS	JR	3:44.43	4/4/14		0.05	0.05
--------	----	--------------	----	---------	--------	--	------	------

▶ PV	25	Joey UHLE	JR	5.35m	17-6½	3/26/14	0.95	0.16	1.11
------	----	-----------	----	-------	-------	---------	------	------	------

▶ PV	25	Dylan BELL	SO	5.35m	17-6½	4/3/14	0.95	0.16	1.11
------	----	------------	----	-------	-------	--------	------	------	------

▶ SP	41	Grant HAMILTON	SO	18.49m	60-8	5/14/14	0.225	0.00	0.22
------	----	----------------	----	--------	------	---------	-------	------	------

Team Total 2.50

135



Duke

▼ 56

Atlantic Coast Conference

Event	Scrd As	Athlete	Yr	Scored Mark	Date	Pl. Pts.	Bonus	TOTAL
-------	---------	---------	----	-------------	------	----------	-------	-------

Scored bests come from CURRENT season

▶ 1500	65	Nate MCCLAFFERTY	JR	3:44.48	5/9/14		0.04	0.04
--------	----	------------------	----	---------	--------	--	------	------

▶ DISC	43	Austin GAMBLE	SR	56.66m	185-10	4/4/14	0.175	0.00	0.17
--------	----	---------------	----	--------	--------	--------	-------	------	------

▶ JAV	24	Thomas LANG	SO	69.83m	229-1	4/17/14	1	0.19	1.19
-------	----	-------------	----	--------	-------	---------	---	------	------

▶ DEC	32	Robert ROHNER	SO	7,233	4/17/14	0.6	0.00	0.60
-------	----	---------------	----	-------	---------	-----	------	------

▶ DEC	35	Ian ROCK	JR	7,122	4/17/14	0.45	0.00	0.45
-------	----	----------	----	-------	---------	------	------	------

Team Total 2.46

"Scrd As", short for "Scored As", Standing used for place points portion of performance's score combining preseason data (when applied) to current season data

Numbers in BLACK are both the performance's actual NCAA rank AND "scored as" rank Numbers in RED indicate actual NCAA rank does not exist or is worse than "scored as" rank Numbers in BLUE indicate actual NCAA rank is better than "scored as" rank

USTFCCCA Non-Member

Non-Member Schools Will NOT be ranked, beginning Week 2



USTFCCCA NCAA Division I National Team Computer Rankings

as of 5/19/2014 7:58:18 AM

2014 Outdoor Track & Field, Week #7

Only those who score >0.01 pts are shown
D denotes multiple-event rule in affect

MEN

136



Texas State

Sun Belt Conference

▼10

Event	Scrd As	Athlete	Yr	Scored Mark		Date	Pl. Pts.	Bonus	TOTAL
Scored bests come from CURRENT season									
▶ 400H	48	James HILLIARD	SO	51.46		5/9/14	0.05	0.00	0.05
▶ PV	32	Seth ARNOLD	JR	5.32m	17-5½	5/2/14	0.6	0.02	0.62
▶ LJ	32	Aaron GEORGE	FR	7.68mw	25-2½ (2.5)	5/9/14	0.6	0.04	0.64
▶ SP	33	Darian BROWN	JR	18.77m	61-7	5/2/14	0.55	0.00	0.55
▶ DISC	34	Darian BROWN	JR	57.74m	189-5	4/12/14	0.5	0.00	0.50
Team Total									2.35

137



South Dakota

The Summit League

▼1

Event	Scrd As	Athlete	Yr	Scored Mark	Date	Pl. Pts.	Bonus	TOTAL	
Scored bests come from CURRENT season									
▶ Steeple	28	Jeffrey METTLER	SR	8:51.05	4/23/14	0.8	0.32	1.12	
▶ SP	24	Kyle MCKELVEY	JR	19.24m	63-1½	5/15/14	1	0.22	1.22
Team Total								2.34	

138



DePaul

BIG EAST Conference

▼10

Event	Scrd As	Athlete	Yr	Scored Mark	Date	Pl. Pts.	Bonus	TOTAL	
Scored bests come from CURRENT season									
▶ SP	22	Matt BABICZ	JR	19.27m	63-2%	5/9/14	2	0.26	2.26
Team Total								2.26	

139



South Alabama

Sun Belt Conference

▼4

Event	Scrd As	Athlete	Yr	Scored Mark		Date	Pl. Pts.	Bonus	TOTAL
Scored bests come from CURRENT season									
▶ DISC	26	Jan-Louw KOTZE	SO	58.41m	191-7	3/7/14	0.9	0.12	1.02
▶ HT	30	Renaldo FRECHOU	SO	63.93m	209-9	4/24/14	0.7	0.03	0.73
▶ DEC	36	Garrett SCHUMACHER	SR	7,086		5/9/14	0.4	0.00	0.40
Team Total									2.14

140



UC Santa Barbara

Big West Conference

▼10

Event	Scrd As	Athlete	Yr	Scored Mark	Date	Pl. Pts.	Bonus	TOTAL
Scored bests come from CURRENT season								
▶ 800	45	Shyan VAZIRI	JR	1:49.05	5/10/14	0.125	0.15	0.27
▶ 1500	23	Shyan VAZIRI	JR	3:42.44	4/18/14	1.5	0.35	1.85
Team Total								2.12

141



Duquesne

Atlantic 10 Conference

▼3

Event	Scrd As	Athlete	Yr	Scored Mark	Date	Pl. Pts.	Bonus	TOTAL
Scored bests come from CURRENT season								
▶ 10k	23	Jim SPISAK	SR	29:02.09	4/12/14	1.5	0.29	1.79
Team Total								1.79

142



Montana State

Big Sky Conference

▲42

Event	Scrd As	Athlete	Yr	Scored Mark	Date	Pl. Pts.	Bonus	TOTAL
Scored bests come from CURRENT season								
▶ 800	68	Grant GROSVENOR	JR	1:49.50cA	1:49.81	5/9/14	0.01	0.01
▶ DEC	23	Jeff MOHL	SR	7,359	5/14/14	1.5	0.24	1.74
Team Total								1.75

143



Villanova

BIG EAST Conference

▼6

Event	Scrd As	Athlete	Yr	Scored Mark	Date	Pl. Pts.	Bonus	TOTAL
Scored bests come from CURRENT season								
▶ 800	49	Samuel ELLISON	SR	1:49.18	5/9/14	0.025	0.11	0.13
▶ 800	56	Dusty SOLIS	JR	1:49.24	4/16/14		0.09	0.09
▶ 1500	33	Jordan WILLIAMSZ	SO	3:43.01	4/16/14	0.55	0.26	0.81
▶ 1500	41	Sam MCENTEE	JR	3:43.33	4/16/14	0.225	0.21	0.44
▶ 1500	60	Robert DENAULT	SO	3:44.28	4/16/14		0.07	0.07
▶ 5000	51	Patrick TIERNAN	FR	13:56.01	5/9/14		0.05	0.05
Team Total								1.59

"Scrd As", short for "Scored As", Standing used for place points portion of performance's score combining preseason data (when applied) to current season data

Numbers in BLACK are both the performance's actual NCAA rank AND "scored as" rank Numbers in RED indicate actual NCAA rank does not exist or is worse than "scored as" rank Numbers in BLUE indicate actual NCAA rank is better than "scored as" rank

USTFCCCA Non-Member

Non-Member Schools Will NOT be ranked, beginning Week 2



2014 Outdoor Track & Field, Week #7

Only those who score >0.01 pts are shown
D denotes multiple-event rule in affect

MEN

144



Southeastern Louisiana

▼ 11

Southland Conference

Event	Scrd As	Athlete	Yr	Scored Mark	Date	Pl. Pts.	Bonus	TOTAL
Scored bests come from CURRENT season								
► LJ	35	Brandon DANIELS	SR	7.67mw	25-2 (2.3)	5/9/14	0.45	0.00 0.45
► HT	39	Jonathan KINCEN	JR	62.76m	205-11	3/27/14	0.275	0.00 0.28
► JAV	27	Derek HAMPTON	JR	69.07m	226-7	4/26/14	0.85	0.00 0.85
Team Total								1.58

145



Fresno State

▲ 34

Mountain West Conference

Event	Scrd As	Athlete	Yr	Scored Mark	Date	Pl. Pts.	Bonus	TOTAL
Scored bests come from CURRENT season								
► LJ	25	Devin HARRISON	JR	7.73m	25-4½ (-0.6)	5/14/14	0.95	0.27 1.22
► HT	38	Roderick DASH	SR	62.91m	206-4	5/14/14	0.3	0.00 0.30
Team Total								1.52

146



Wichita State

▼ 50

Missouri Valley Conference

Event	Scrd As	Athlete	Yr	Scored Mark	Date	Pl. Pts.	Bonus	TOTAL
Scored bests come from CURRENT season								
► HT	42	Weston COTTRELL	SO	62.65m	205-6	5/16/14	0.2	0.00 0.20
► DEC	25	Austin BAHNER	SR	7,331		4/9/14	0.95	0.16 1.11
► DEC	45	Hunter VEITH	FR	7,027		3/19/14	0.125	0.00 0.13
Team Total								1.44

147



La Salle

Atlantic 10 Conference

Event	Scrd As	Athlete	Yr	Scored Mark	Date	Pl. Pts.	Bonus	TOTAL
Scored bests come from CURRENT season								
► 800	34	Chris SANDERS	FR	1:48.69		5/12/14	0.5	0.25 0.75
► 1500	39	Alfredo SANTANA	SR	3:43.21		5/12/14	0.275	0.23 0.51
► 1500	59	Nick ROSS	JR	3:44.24		5/12/14		0.08 0.08
Team Total								1.34

148



Coastal Carolina

▲ 3

Big South Conference

Event	Scrd As	Athlete	Yr	Scored Mark	Date	Pl. Pts.	Bonus	TOTAL
Scored bests come from CURRENT season								
► 4x400	39	Lipscomb, Hackett-Greene, Hass, Brunson		3:08.55	5/16/14	0.275	0.12	0.40
► HJ	27	Reggie NELSON	JR	2.16m	7-1	4/24/14	0.85	0.03 0.88
Team Total								1.27

149



Idaho

▼ 8

Western Athletic Conference

Event	Scrd As	Athlete	Yr	Scored Mark	Date	Pl. Pts.	Bonus	TOTAL
Scored bests come from CURRENT season								
► PV	24	Matt SULLIVAN	JR	5.37m	17-7½	5/14/14	1	0.26 1.26
Team Total								1.26

150



Drake

▼ 2

Missouri Valley Conference

Event	Scrd As	Athlete	Yr	Scored Mark	Date	Pl. Pts.	Bonus	TOTAL
Scored bests come from CURRENT season								
► Steeple	26	Robert MCCANN	SO	8:50.79	5/16/14	0.9	0.34	1.24
Team Total								1.24

151



UMBC

▲ 2

America East Conference

Event	Scrd As	Athlete	Yr	Scored Mark	Date	Pl. Pts.	Bonus	TOTAL
Scored bests come from CURRENT season								
► 800	37	Andrew SMITH	SR	1:48.72	5/16/14	0.35	0.24	0.59
► 110H	35	Trae PROCTOR	SR	13.88 (0.6)	4/12/14	0.45	0.17	0.62
Team Total								1.22

"Scrd As", short for "Scored As", Standing used for place points portion of performance's score combining preseason data (when applied) to current season data

Numbers in BLACK are both the performance's actual NCAA rank AND "scored as" rank Numbers in RED indicate actual NCAA rank does not exist or is worse than "scored as" rank Numbers in BLUE indicate actual NCAA rank is better than "scored as" rank

USTFCCCA Non-Member

Non-Member Schools Will NOT be ranked, beginning Week 2



2014 Outdoor Track & Field, Week #7

Only those who score >0.01 pts are shown
D denotes multiple-event rule in affect

MEN

152 Miami (Fla.) ▼10



Atlantic Coast Conference

Event	Scrd As	Athlete	Yr	Scored Mark	Date	Pl. Pts.	Bonus	TOTAL
-------	---------	---------	----	-------------	------	----------	-------	-------

Scored bests come from CURRENT season

▶ 4x100	42	Dorsett, El-Sabawi, Jackson, Johnson		40.24	5/3/14	0.2	0.00	0.20
---------	----	--------------------------------------	--	-------	--------	-----	------	------

▶ SP	28	Isaiah SIMMONS	SO	18.91m	62-½	4/17/14	0.8	0.00	0.80
------	----	----------------	----	--------	------	---------	-----	------	------

▶ DISC	42	Isaiah SIMMONS	SO	56.68m	185-11	4/12/14	0.2	0.00	0.20
--------	----	----------------	----	--------	--------	---------	-----	------	------

Team Total 1.20

153 Central Connecticut State ▼24



Northeast Conference

Event	Scrd As	Athlete	Yr	Scored Mark	Date	Pl. Pts.	Bonus	TOTAL
-------	---------	---------	----	-------------	------	----------	-------	-------

Scored bests come from CURRENT season

▶ Steeple	27	Brian BIEKERT	JR	8:50.84	4/16/14	0.85	0.34	1.19
-----------	----	---------------	----	---------	---------	------	------	------

Team Total 1.19

154 Southern Miss ▼7



Conference USA

Event	Scrd As	Athlete	Yr	Scored Mark	Date	Pl. Pts.	Bonus	TOTAL
-------	---------	---------	----	-------------	------	----------	-------	-------

Scored bests come from CURRENT season

▶ HJ	41	Courtland WELLS	JR	2.14m	7-¼	5/3/14	0.225	0.00	0.22
------	----	-----------------	----	-------	-----	--------	-------	------	------

▶ SP	49	Robert COLLINGWOOD	SR	18.23m	59-9¼	5/15/14	0.025	0.00	0.03
------	----	--------------------	----	--------	-------	---------	-------	------	------

▶ JAV	28	Ethan RICH	JR	68.88m	226-0	3/15/14	0.8	0.00	0.80
-------	----	------------	----	--------	-------	---------	-----	------	------

Team Total 1.05

155 Samford ▼9



Southern Conference

Event	Scrd As	Athlete	Yr	Scored Mark	Date	Pl. Pts.	Bonus	TOTAL
-------	---------	---------	----	-------------	------	----------	-------	-------

Scored bests come from CURRENT season

▶ 800	29	Brandon HAZOURI	SO	1:48.54	4/11/14	0.75	0.30	1.05
-------	----	-----------------	----	---------	---------	------	------	------

Team Total 1.05

156 McNeese State ▼4



Southland Conference

Event	Scrd As	Athlete	Yr	Scored Mark	Date	Pl. Pts.	Bonus	TOTAL
-------	---------	---------	----	-------------	------	----------	-------	-------

Scored bests come from CURRENT season

▶ JAV	26	Stephen ECCLES	JR	69.41m	227-8	3/21/14	0.9	0.08	0.98
-------	----	----------------	----	--------	-------	---------	-----	------	------

Team Total 0.98

157 George Mason ▼2



Atlantic 10 Conference

Event	Scrd As	Athlete	Yr	Scored Mark	Date	Pl. Pts.	Bonus	TOTAL
-------	---------	---------	----	-------------	------	----------	-------	-------

Scored bests come from CURRENT season

▶ 4x400	30	Coburn, Vaughn, Johnson, Empty		3:07.91	5/16/14	0.7	0.23	0.93
---------	----	--------------------------------	--	---------	---------	-----	------	------

Team Total 0.93

158 Temple ▲32



American Athletic Conference

Event	Scrd As	Athlete	Yr	Scored Mark	Date	Pl. Pts.	Bonus	TOTAL
-------	---------	---------	----	-------------	------	----------	-------	-------

Scored bests come from CURRENT season

▶ Steeple	31	Matthew KACYON	JR	8:51.83	5/16/14	0.65	0.27	0.92
-----------	----	----------------	----	---------	---------	------	------	------

Team Total 0.92

159 Iona ▼15



Metro Atlantic Athletic Conference

Event	Scrd As	Athlete	Yr	Scored Mark	Date	Pl. Pts.	Bonus	TOTAL
-------	---------	---------	----	-------------	------	----------	-------	-------

Scored bests come from CURRENT season

▶ 1500	58	Christopher STOGSDILL	SR	3:44.23	5/9/14		0.08	0.08
--------	----	-----------------------	----	---------	--------	--	------	------

▶ 10k	32	Matthew GILLESPIE	SR	29:08.71	4/17/14	0.6	0.18	0.78
-------	----	-------------------	----	----------	---------	-----	------	------

▶ 10k	50	Kieran CLEMENTS	SO	29:17.22	4/17/14	0.01	0.04	0.05
-------	----	-----------------	----	----------	---------	------	------	------

Team Total 0.91

160 Fordham ▼6



Atlantic 10 Conference

Event	Scrd As	Athlete	Yr	Scored Mark	Date	Pl. Pts.	Bonus	TOTAL
-------	---------	---------	----	-------------	------	----------	-------	-------

Scored bests come from CURRENT season

▶ HJ	27	David FAJOYOMI	SR	2.16m	7-1	4/24/14	0.85	0.03	0.88
------	----	----------------	----	-------	-----	---------	------	------	------

Team Total 0.88

"Scrd As", short for "Scored As", Standing used for place points portion of performance's score combining preseason data (when applied) to current season data

Numbers in BLACK are both the performance's actual NCAA rank AND "scored as" rank Numbers in RED indicate actual NCAA rank does not exist or is worse than "scored as" rank Numbers in BLUE indicate actual NCAA rank is better than "scored as" rank

USTFCCCA Non-Member

Non-Member Schools Will NOT be ranked, beginning Week 2



2014 Outdoor Track & Field, Week #7

Only those who score >0.01 pts are shown
D denotes multiple-event rule in affect

MEN

161



Idaho State

▲ 29

Big Sky Conference

Event	Scrd As	Athlete	Yr	Scored Mark	Date	Pl. Pts.	Bonus	TOTAL
-------	---------	---------	----	-------------	------	----------	-------	-------

Scored bests come from CURRENT season

▶ DEC	34	Logan HENDERSON	JR	7,165	5/14/14	0.5	0.00	0.50
▶ DEC	38	Christoph LANGE	JR	7,078	5/14/14	0.3	0.00	0.30

Team Total 0.80

162



Portland State

▼ 1

Big Sky Conference

Event	Scrd As	Athlete	Yr	Scored Mark	Date	Pl. Pts.	Bonus	TOTAL
-------	---------	---------	----	-------------	------	----------	-------	-------

Scored bests come from CURRENT season

▶ DEC	30	Nevin LEWIS	SR	7,268	4/10/14	0.7	0.00	0.70
-------	----	-------------	----	-------	---------	-----	------	------

Team Total 0.70

163



South Carolina State

▼ 13

Mid-Eastern Athletic Conference

Event	Scrd As	Athlete	Yr	Scored Mark	Date	Pl. Pts.	Bonus	TOTAL
-------	---------	---------	----	-------------	------	----------	-------	-------

Scored bests come from CURRENT season

▶ 400H	34	Barry BETHEA	SR	51.16	5/1/14	0.5	0.19	0.69
--------	----	--------------	----	-------	--------	-----	------	------

Team Total 0.69

164



Yale

▼ 6

Ivy League

Event	Scrd As	Athlete	Yr	Scored Mark	Date	Pl. Pts.	Bonus	TOTAL
-------	---------	---------	----	-------------	------	----------	-------	-------

Scored bests come from CURRENT season

▶ 1500	61	James SHIRVELL	SR	3:44.31	4/24/14		0.07	0.07
▶ 10k	36	Kevin DOONEY	SO	29:10.13	4/4/14	0.4	0.16	0.56

Team Total 0.63

165



Bradley

▼ 9

Missouri Valley Conference

Event	Scrd As	Athlete	Yr	Scored Mark	Date	Pl. Pts.	Bonus	TOTAL
-------	---------	---------	----	-------------	------	----------	-------	-------

Scored bests come from CURRENT season

▶ Steeple	36	Chase COFFEY	JR	8:53.13	4/17/14	0.4	0.18	0.58
-----------	----	--------------	----	---------	---------	-----	------	------

Team Total 0.58

166



Belmont

▲ 24

Ohio Valley Conference

Event	Scrd As	Athlete	Yr	Scored Mark	Date	Pl. Pts.	Bonus	TOTAL
-------	---------	---------	----	-------------	------	----------	-------	-------

Scored bests come from CURRENT season

▶ 1500	38	Marcus BRIDGER-WILKINSON	JR	3:43.13	5/16/14	0.3	0.24	0.54
--------	----	--------------------------	----	---------	---------	-----	------	------

Team Total 0.54

167



Bucknell

▼ 18

Patriot League

Event	Scrd As	Athlete	Yr	Scored Mark	Date	Pl. Pts.	Bonus	TOTAL
-------	---------	---------	----	-------------	------	----------	-------	-------

Scored bests come from CURRENT season

▶ 110H	42	Christian LUPICA	JR	13.93w (2.1)	5/2/14	0.2	0.06	0.26
▶ JAV	39	George TREES	JR	68.07m 223-4	5/2/14	0.275	0.00	0.28

Team Total 0.54

168



Wake Forest

▼ 5

Atlantic Coast Conference

Event	Scrd As	Athlete	Yr	Scored Mark	Date	Pl. Pts.	Bonus	TOTAL
-------	---------	---------	----	-------------	------	----------	-------	-------

Scored bests come from CURRENT season

▶ 800	46	Thomas BOJANOWSKI	SR	1:49.13	5/9/14	0.1	0.12	0.22
▶ 800	51	Simon HOLDEN	FR	1:49.21	5/9/14		0.10	0.10
▶ 1500	52	Kyle GRAVES	JR	3:43.92	5/9/14		0.13	0.13
▶ 1500	64	Simon HOLDEN	FR	3:44.45	5/16/14		0.05	0.05

Team Total 0.49

169



Charleston Southern

▼ 24

Big South Conference

Event	Scrd As	Athlete	Yr	Scored Mark	Date	Pl. Pts.	Bonus	TOTAL
-------	---------	---------	----	-------------	------	----------	-------	-------

Scored bests come from CURRENT season

▶ 400	45	Jarad JETER	SO	46.54	4/3/14	0.125	0.00	0.13
▶ LJ	37	Braxton DRUMMOND	JR	7.65mw 25-1¼ (3.0)	4/17/14	0.35	0.00	0.35

Team Total 0.47

"Scrd As", short for "Scored As", Standing used for place points portion of performance's score combining preseason data (when applied) to current season data

Numbers in BLACK are both the performance's actual NCAA rank AND "scored as" rank Numbers in RED indicate actual NCAA rank does not exist or is worse than "scored as" rank Numbers in BLUE indicate actual NCAA rank is better than "scored as" rank

USTFCCCA Non-Member

Non-Member Schools Will NOT be ranked, beginning Week 2



USTFCCCA NCAA Division I National Team Computer Rankings

2014 Outdoor Track & Field, Week #7

as of 5/19/2014 7:58:19 AM

Only those who score >0.01 pts are shown
D denotes multiple-event rule in affect

MEN

170



Loyola-Chicago

Missouri Valley Conference

▼13

Event	Scrd As	Athlete	Yr	Scored Mark	Date	Pl. Pts.	Bonus	TOTAL
-------	---------	---------	----	-------------	------	----------	-------	-------

Scored bests come from CURRENT season

▶ 4x400	43	Wetzel, Abbott, Hayes, Glastetter		3:08.89	5/16/14	0.175	0.06	0.24
▶ LJ	42	Antwon JAMES	SO	7.62m 25-0 (1.0)	4/4/14	0.2	0.00	0.20

Team Total 0.44

171



UC Davis

Big West Conference

▼7

Event	Scrd As	Athlete	Yr	Scored Mark	Date	Pl. Pts.	Bonus	TOTAL
-------	---------	---------	----	-------------	------	----------	-------	-------

Scored bests come from CURRENT season

▶ 1500	46	Nathan STRUM	JR	3:43.51c 4:01.39(1)	4/11/14	0.1	0.19	0.29
▶ 4x100	45	Johnson, Sena, Boyadjiev, Okoroike		40.27	5/2/14	0.125	0.00	0.13

Team Total 0.41

172



High Point

Big South Conference

▼5

Event	Scrd As	Athlete	Yr	Scored Mark	Date	Pl. Pts.	Bonus	TOTAL
-------	---------	---------	----	-------------	------	----------	-------	-------

Scored bests come from CURRENT season

▶ 1500	66	Jacob SMITH	SR	3:44.50	5/16/14		0.04	0.04
▶ JAV	37	Christian SPAULDING	JR	68.19m 223-8	3/14/14	0.35	0.00	0.35

Team Total 0.39

173



Rhode Island

Atlantic 10 Conference

▼14

Event	Scrd As	Athlete	Yr	Scored Mark	Date	Pl. Pts.	Bonus	TOTAL
-------	---------	---------	----	-------------	------	----------	-------	-------

Scored bests come from CURRENT season

▶ 4x400	43	Young, Gray, Nasso, Davidson		3:08.89	5/8/14	0.175	0.06	0.24
▶ JAV	45	Nick DANNER	FR	67.52m 221-6	5/3/14	0.125	0.00	0.13
▶ DEC	49	Trent BALTZELL	SR	7,002	4/3/14	0.025	0.00	0.03

Team Total 0.39

174



Montana

Big Sky Conference

▼5

Event	Scrd As	Athlete	Yr	Scored Mark	Date	Pl. Pts.	Bonus	TOTAL
-------	---------	---------	----	-------------	------	----------	-------	-------

Scored bests come from CURRENT season

▶ HJ	41	Lee HARDT	JR	2.14m 7-¼	5/2/14	0.225	0.00	0.22
▶ PV	45	Keith WEBBER	SR	5.25m 17-2¼	4/26/14	0.125	0.00	0.13

Team Total 0.35

175



Prairie View A&M

Southwestern Athletic Conference

▼10

Event	Scrd As	Athlete	Yr	Scored Mark	Date	Pl. Pts.	Bonus	TOTAL
-------	---------	---------	----	-------------	------	----------	-------	-------

Scored bests come from CURRENT season

▶ TJ	38	Preston WOODARD	SR	15.51m 50-10¼ (2.0)	3/26/14	0.3	0.00	0.30
------	----	-----------------	----	---------------------	---------	-----	------	------

Team Total 0.30

176



ETSU

Atlantic Sun Conference

▼14

Event	Scrd As	Athlete	Yr	Scored Mark	Date	Pl. Pts.	Bonus	TOTAL
-------	---------	---------	----	-------------	------	----------	-------	-------

Scored bests come from CURRENT season

▶ LJ	39	Tyler STEPP	SR	7.64m 25-¼ (1.9)	5/16/14	0.275	0.00	0.28
------	----	-------------	----	------------------	---------	-------	------	------

Team Total 0.28

177



Western Carolina

Southern Conference

▼6

Event	Scrd As	Athlete	Yr	Scored Mark	Date	Pl. Pts.	Bonus	TOTAL
-------	---------	---------	----	-------------	------	----------	-------	-------

Scored bests come from CURRENT season

▶ TJ	40	David JOHNSON	SO	15.48m 50-9½ (0.0)	5/16/14	0.25	0.00	0.25
------	----	---------------	----	--------------------	---------	------	------	------

Team Total 0.25

178



Boston University

Patriot League

▲9

Event	Scrd As	Athlete	Yr	Scored Mark	Date	Pl. Pts.	Bonus	TOTAL
-------	---------	---------	----	-------------	------	----------	-------	-------

Scored bests come from CURRENT season

▶ 1500	72	Rich PETERS	JR	3:44.68	5/2/14		0.01	0.01
▶ Steeple	46	Alec OLSON	SO	8:54.70	5/16/14	0.1	0.07	0.17

Team Total 0.19

"Scrd As", short for "Scored As", Standing used for place points portion of performance's score combining preseason data (when applied) to current season data

Numbers in BLACK are both the performance's actual NCAA rank AND "scored as" rank Numbers in RED indicate actual NCAA rank does not exist or is worse than "scored as" rank Numbers in BLUE indicate actual NCAA rank is better than "scored as" rank

USTFCCCA Non-Member

Non-Member Schools Will NOT be ranked, beginning Week 2



2014 Outdoor Track & Field, Week #7

Only those who score >0.01 pts are shown
D denotes multiple-event rule in affect

MEN

179

Seattle

▼ 5

Western Athletic Conference

Event	Scrd As	Athlete	Yr	Scored Mark	Date	Pl. Pts.	Bonus	TOTAL
-------	---------	---------	----	-------------	------	----------	-------	-------

Scored bests come from CURRENT season

▶ JAV	44	Dylan BURNETT	SR	67.53m	221-6	5/14/14	0.15	0.00	0.15
-------	----	---------------	----	--------	-------	---------	------	------	------

Team Total 0.15

180



Saint Joseph's

Atlantic 10 Conference

Event	Scrd As	Athlete	Yr	Scored Mark	Date	Pl. Pts.	Bonus	TOTAL
-------	---------	---------	----	-------------	------	----------	-------	-------

Scored bests come from CURRENT season

▶ 1500	50	Aaron LESKOW	JR	3:43.89	5/12/14	0.01	0.13	0.14
--------	----	--------------	----	---------	---------	------	------	------

Team Total 0.14

181



Detroit

▼ 6

Horizon League

Event	Scrd As	Athlete	Yr	Scored Mark	Date	Pl. Pts.	Bonus	TOTAL
-------	---------	---------	----	-------------	------	----------	-------	-------

Scored bests come from CURRENT season

▶ HT	45	Eric LEWIS	SR	62.38m	204-8	4/12/14	0.125	0.00	0.13
------	----	------------	----	--------	-------	---------	-------	------	------

Team Total 0.13

182



Grambling State

▼ 6

Southwestern Athletic Conference

Event	Scrd As	Athlete	Yr	Scored Mark	Date	Pl. Pts.	Bonus	TOTAL
-------	---------	---------	----	-------------	------	----------	-------	-------

Scored bests come from CURRENT season

▶ 100	46	Kameron COWAN	JR	10.33	(0.1)	4/4/14	0.1	0.00	0.10
-------	----	---------------	----	-------	-------	--------	-----	------	------

Team Total 0.10

183



Savannah State

▼ 17

Mid-Eastern Athletic Conference


Event	Scrd As	Athlete	Yr	Scored Mark	Date	Pl. Pts.	Bonus	TOTAL
-------	---------	---------	----	-------------	------	----------	-------	-------

Scored bests come from CURRENT season

▶ 110H	47	Cameron HALL	JR	13.96	(-3.3)	5/1/14	0.075	0.00	0.08
--------	----	--------------	----	-------	--------	--------	-------	------	------

Team Total 0.08

184



Providence

▼ 7

BIG EAST Conference

Event	Scrd As	Athlete	Yr	Scored Mark	Date	Pl. Pts.	Bonus	TOTAL
-------	---------	---------	----	-------------	------	----------	-------	-------

Scored bests come from CURRENT season

▶ 1500	72	Julian OAKLEY	SO	3:44.68	4/4/14	0.01		0.01
--------	----	---------------	----	---------	--------	------	--	------

▶ 10k	54	Benjamin CONNOR	JR	29:18.62	4/4/14	0.02		0.02
-------	----	-----------------	----	----------	--------	------	--	------

Team Total 0.03

185



Army

▼ 7

Patriot League

Event	Scrd As	Athlete	Yr	Scored Mark	Date	Pl. Pts.	Bonus	TOTAL
-------	---------	---------	----	-------------	------	----------	-------	-------

Scored bests come from CURRENT season

▶ 4x400	50	Smith, Green, Taylor, Santana		3:09.36	4/24/14	0.01	0.00	0.01
---------	----	-------------------------------	--	---------	---------	------	------	------

Team Total 0.01

"Scrd As", short for "Scored As", Standing used for place points portion of performance's score combining preseason data (when applied) to current season data

Numbers in BLACK are both the performance's actual NCAA rank AND "scored as" rank Numbers in RED indicate actual NCAA rank does not exist or is worse than "scored as" rank Numbers in BLUE indicate actual NCAA rank is better than "scored as" rank

USTFCCCA Non-Member

Non-Member Schools Will NOT be ranked, beginning Week 2



USTFCCCA NCAA Division I National Team Computer Rankings

as of 5/19/2014 7:58:20 AM

2014 Outdoor Track & Field, Week #7

Only those who score >0.01 pts are shown
D denotes multiple-event rule in affect

WOMEN

1



Texas

Big 12 Conference

▲ 1

Event	Scrd As	Athlete	Yr	Scored Mark	Date	Pl. Pts.	Bonus	TOTAL
Scored bests come from CURRENT season								
▶ 100	2	Morolake AKINOSUN	SO	10.99wcA 10.96 (3.8)	5/16/14	28	2.86	30.86
▶ 100	16	Ashley SPENCER	JR	11.27w (2.6)	4/12/14	5	0.62	5.62
▶ 100	19	Kendall BAISDEN	FR	11.33w (2.8)	5/3/14	3.5	0.42	3.92
▶ 200	4	Ashley SPENCER	JR	22.69w (3.1)	5/3/14	24	1.95	25.95
▶ 200	6	Morolake AKINOSUN	SO	22.80w (3.1)	5/3/14	20	1.45	21.45
▶ 200	14	Kendall BAISDEN	FR	22.99w (4.0)	5/3/14	D 7	0.71	2.71
▶ 200	16	Courtney OKOLO	SO	23.04w (3.1)	5/3/14	D 5	0.57	2.57
▶ 200	27	Christy UDOH	SR	23.24w (4.0)	5/3/14	0.85	0.25	1.10
▶ 200	27	Briana NELSON	SR	23.24w (2.9)	5/3/14	0.85	0.25	1.10
▶ 400	1	Courtney OKOLO	SO	50.14cA 50.03	5/16/14	30	4.10	34.10
▶ 400	2	Kendall BAISDEN	FR	50.57cA 50.46	5/16/14	28	3.28	31.28
▶ 400	4	Briana NELSON	SR	51.33cA 51.22	5/16/14	24	1.86	25.86
▶ 400	5	Ashley SPENCER	JR	51.41	5/3/14	D 22	1.71	3.71
▶ 400	21	Danielle DOWIE	JR	52.56	5/3/14	D 2.5	0.43	2.43
▶ 1500	6	Marielle HALL	SR	4:14.88c 4:35.27(1)	4/24/14	D 20	1.27	3.27
▶ 5000	2	Marielle HALL	SR	15:19.26	4/4/14	28	2.99	30.99
▶ 10k	24	Olivia MICKLE	SR	33:40.14	4/4/14	1	0.33	1.33
▶ 100H	6	Morgan SNOW	JR	12.86wcA 12.82 (2.6)	5/16/14	20	1.64	21.64
▶ 400H	7	Danielle DOWIE	SR	56.73cA 56.62	5/16/14	18	1.29	19.29
▶ 400H	40	Melissa GONZALEZ	SO	58.50cA 58.39	5/16/14	0.25	0.00	0.25
▶ 4x100	6	Snow, Okolo, Akinosun, Spencer		43.62	4/19/14	20	1.81	21.81
▶ 4x400	1	Nelson, Okolo, Baisden, Spencer		3:25.05	4/24/14	30	4.05	34.05
▶ HJ	5	Shanay BRISCOE	SR	1.85m 6-¼	5/16/14	22	1.57	23.57
▶ PV	1	Kaitlin PETRILLOSE	JR	4.50m 14-9	3/26/14	30	3.74	33.74
▶ HEPT	39	Shanay BRISCOE	SR	5,325	5/16/14	0.275	0.00	0.28
Team Total								382.88

2



Florida

Southeastern Conference

▼ 1

Event	Scrd As	Athlete	Yr	Scored Mark	Date	Pl. Pts.	Bonus	TOTAL
Scored bests come from CURRENT season								
▶ 100	9	Shayla SANDERS	SO	11.20 (1.9)	3/26/14	14	1.07	15.07
▶ 200	5	Kyra JEFFERSON	SO	22.78 (-0.6)	4/3/14	22	1.54	23.54
▶ 200	30	Shayla SANDERS	SO	23.25 (0.2)	4/3/14	0.7	0.24	0.94
▶ 200	32	Destinee GAUSE	SO	23.29 (-1.6)	4/3/14	0.6	0.18	0.78
▶ 200	49	Ebony EUTSEY	SR	23.42 (-2.8)	4/3/14	0.025	0.00	0.03
▶ 400	6	Robin REYNOLDS	SO	51.57	4/3/14	20	1.42	21.42
▶ 400	13	Ebony EUTSEY	SR	52.33	4/3/14	8	0.57	8.57
▶ 400	16	Destinee GAUSE	SO	52.41	5/15/14	5	0.52	5.52
▶ 400	37	Lanie WHITTAKER	SR	53.01	4/3/14	0.35	0.17	0.52
▶ 800	20	Agata STRAUSA	SR	2:04.67	4/19/14	D 3	0.51	2.51
▶ 800	23	Cory MCGEE	SR	2:05.04	4/3/14	1.5	0.39	1.89
▶ 800	29	Rebekah GREENE	FR	2:05.58	4/19/14	0.75	0.22	0.97
▶ 1500	2	Cory MCGEE	SR	4:12.50	5/4/14	28	2.35	30.35
▶ 1500	3	Agata STRAUSA	SR	4:12.54	5/4/14	26	2.33	28.33
▶ 1500	20	Rebekah GREENE	FR	4:17.36	5/4/14	3	0.50	3.50
▶ 5000	28	Agata STRAUSA	SR	15:58.15	5/15/14	0.8	0.23	1.03
▶ 5000	39	Cory MCGEE	SR	16:03.06	5/15/14	0.275	0.06	0.34
▶ 100H	5	Bridgette OWENS	JR	12.84 (2.0)	5/15/14	22	1.75	23.75
▶ 4x100	4	Reynolds, Sanders, Gause, Eutsey		43.29	5/15/14	24	2.54	26.54
▶ 4x400	2	Reynolds, Whittaker, Gause, Eutsey		3:27.38	4/3/14	28	2.95	30.95
▶ HJ	13	Taylor BURKE	JR	1.82m 5-11½	4/3/14	8	0.51	8.51
▶ LJ	12	Robin REYNOLDS	SO	6.36m 20-10½ (-0.1)	4/19/14	9	0.93	9.93
▶ TJ	1	Ciarra BREWER	JR	13.91m 45-7¼ (-0.7)	5/15/14	30	4.75	34.75
▶ JAV	3	Fawn MILLER	JR	57.10m 187-4	5/15/14	26	2.93	28.93
▶ JAV	5	Marija VUCENOVIC	SO	56.73m 186-1	3/26/14	22	2.61	24.61
▶ HEPT	10	Brittany HARRELL	JR	5,620	3/26/14	12	1.20	13.20
Team Total								346.45

"Scrd As", short for "Scored As", Standing used for place points portion of performance's score combining preseason data (when applied) to current season data

Numbers in BLACK are both the performance's actual NCAA rank AND "scored as" rank Numbers in RED indicate actual NCAA rank does not exist or is worse than "scored as" rank Numbers in BLUE indicate actual NCAA rank is better than "scored as" rank

USTFCCCA Non-Member

Non-Member Schools Will NOT be ranked, beginning Week 2



USTFCCCA NCAA Division I National Team Computer Rankings

as of 5/19/2014 7:58:20 AM

2014 Outdoor Track & Field, Week #7

Only those who score >0.01 pts are shown
D denotes multiple-event rule in affect

WOMEN

3



Oregon

Pac-12 Conference

unch

Event	Scrd As	Athlete	Yr	Scored Mark	Date	Pl. Pts.	Bonus	TOTAL
Scored bests come from CURRENT season								
▶ 100	3	Jenna PRANDINI	SO	11.11 (0.8)	4/17/14	26	1.83	27.83
▶ 100	15	Jasmine TODD	FR	11.25 (0.0)	4/17/14	6	0.73	6.73
▶ 100	43	Marybeth SANT	FR	11.46 (0.6)	5/17/14	0.175	0.07	0.24
▶ 200	2	Jenna PRANDINI	SO	22.60 (-1.6)	5/17/14	28	2.36	30.36
▶ 200	8	Phyllis FRANCIS	SR	22.82w (2.5)	4/5/14	D 16	1.36	3.36
▶ 400	6	Phyllis FRANCIS	SR	51.57	4/17/14	20	1.42	21.42
▶ 400	11	Chizoba OKODOGBE	SR	52.20	5/17/14	10	0.65	10.65
▶ 400	30	Christian BRENNAN	FR	52.81	4/17/14	0.7	0.28	0.98
▶ 800	1	Laura ROESLER	SR	2:00.54	4/17/14	30	4.23	34.23
▶ 800	3	Samantha MURPHY	SR	2:02.61	4/17/14	26	2.20	28.20
▶ 800	11	Annie LEBLANC	SO	2:04.28	4/17/14	10	0.75	10.75
▶ 1500	24	Sarah PENNEY	SR	4:17.85	5/4/14	1	0.38	1.38
▶ 1500	26	Annie LEBLANC	SO	4:18.05	5/9/14	0.9	0.35	1.25
▶ 1500	34	Laura ROESLER	SR	4:19.44	3/22/14	0.5	0.15	0.65
▶ Steeple	9	Megan PATRIGNELLI	SR	10:03.82	5/4/14	14	0.90	14.90
▶ 100H	15	Sasha WALLACE	FR	13.06w (2.7)	4/17/14	6	0.74	6.74
▶ 4x100	5	Sant, Francis, Prandini, Todd		43.31	4/17/14	22	2.49	24.49
▶ 4x400	6	Francis, Okodogbe, Roesler, Francis		3:29.82	4/24/14	20	1.82	21.82
▶ HJ	7	Lauren CROCKETT	JR	1.84m 6-½	3/22/14	18	1.21	19.21
▶ HJ	30	Chancey SUMMERS	JR	1.79m 5-10½	3/27/14	0.7	0.00	0.70
▶ PV	27	Sammie CLARK	SR	4.15m 13-7¼	3/27/14	0.85	0.06	0.91
▶ LJ	8	Jenna PRANDINI	SO	6.38m 20-11¼ (0.6)	5/17/14	16	1.12	17.12
▶ LJ	34	Jasmine TODD	FR	6.23mw 20-5¼ (2.9)	4/5/14	0.5	0.11	0.61
▶ SP	12	Brittany MANN	FR	16.89m 55-5	5/17/14	9	0.93	9.93
▶ DISC	22	Laura BOBEK	SR	54.41m 178-6	5/17/14	2	0.27	2.27
▶ HT	3	Jillian WEIR	JR	67.43m 221-2	5/17/14	26	2.78	28.78
▶ JAV	20	Rachel SHERRELL	SR	50.69m 166-3	3/27/14	3	0.21	3.21
▶ JAV	28	Haley CROUSER	FR	50.12m 164-5	4/5/14	0.8	0.04	0.84
▶ JAV	36	Liz BRENNER	SO	49.02m 160-10	5/17/14	0.4	0.00	0.40
Team Total							329.97	

4



Texas A&M

Southeastern Conference

unch

Event	Scrd As	Athlete	Yr	Scored Mark	Date	Pl. Pts.	Bonus	TOTAL
Scored bests come from CURRENT season								
▶ 100	3	Olivia EKPONÉ	JR	11.11 (1.3)	5/15/14	26	1.83	27.83
▶ 100	9	Aaliyah BROWN	FR	11.20w (2.7)	3/26/14	14	1.07	15.07
▶ 100	19	Jennifer MADU	SO	11.33 (0.8)	4/19/14	3.5	0.42	3.92
▶ 100	37	Ashton PURVIS	JR	11.44w (2.7)	3/26/14	0.35	0.12	0.47
▶ 100	47	Ashley COLLIER	SR	11.47w (2.7)	3/26/14	0.075	0.04	0.11
▶ 200	1	Olivia EKPONÉ	JR	22.23 (-0.8)	5/15/14	30	4.09	34.09
▶ 200	9	Kamaria BROWN	JR	22.83w (2.1)	4/19/14	14	1.31	15.31
▶ 200	11	Ashton PURVIS	JR	22.95 (0.1)	4/11/14	10	0.83	10.83
▶ 200	21	Aaliyah BROWN	FR	23.12 (-0.8)	5/15/14	2.5	0.43	2.93
▶ 200	48	Shamier LITTLE	FR	23.41 (-0.3)	5/3/14	0.05	0.01	0.06
▶ 400	3	Shamier LITTLE	FR	51.06	5/15/14	26	2.36	28.36
▶ 400	35	Kamaria BROWN	JR	52.97	4/11/14	0.45	0.19	0.64
▶ 400	45	Ibukun MAYUNGBE	SR	53.25	5/15/14	0.125	0.02	0.15
▶ 10k	41	Hillary MONTGOMERY	JR	34:01.54	4/4/14	0.225	0.00	0.22
▶ 100H	27	LaQue MOEN-DAVIS	SO	13.26 (0.4)	5/3/14	0.85	0.25	1.10
▶ 100H	43	Shamier LITTLE	FR	13.41w (2.5)	3/26/14	0.175	0.00	0.17
▶ 400H	2	Janeil BELLILLE	SR	55.67	5/15/14	28	2.90	30.90
▶ 400H	4	Shamier LITTLE	FR	56.01	5/15/14	D 24	2.32	4.32
▶ 4x100	1	Madu, Purvis, Brown, Ekpone		43.11	4/24/14	30	2.94	32.94
▶ 4x400	3	Bellille, Mayungbe, Brown, Ekpone		3:28.59	5/15/14	26	2.39	28.39
▶ PV	27	Brittany WOOTEN	SO	4.15m 13-7¼	3/26/14	0.85	0.06	0.91
▶ LJ	21	LaQue MOEN-DAVIS	SO	6.28m 20-7¼ (-0.7)	5/3/14	2.5	0.35	2.85
▶ TJ	3	LaQue MOEN-DAVIS	SO	13.58m 44-6¼ (-1.5)	5/15/14	26	2.72	28.72
▶ TJ	41	Melissa MAYS	SR	12.81m 42-½ (1.6)	4/4/14	0.225	0.00	0.22
▶ DISC	1	Shelbi VAUGHAN	SO	63.60m 208-8	5/15/14	30	6.84	36.84
▶ HEPT	21	Jena HEMANN	JR	5,471	5/15/14	2.5	0.45	2.95
Team Total							310.31	

"Scrd As", short for "Scored As", Standing used for place points portion of performance's score combining preseason data (when applied) to current season data

Numbers in BLACK are both the performance's actual NCAA rank AND "scored as" rank Numbers in RED indicate actual NCAA rank does not exist or is worse than "scored as" rank Numbers in BLUE indicate actual NCAA rank is better than "scored as" rank

USTFCCCA Non-Member

Non-Member Schools Will NOT be ranked, beginning Week 2



USTFCCCA NCAA Division I National Team Computer Rankings

as of 5/19/2014 7:58:20 AM

2014 Outdoor Track & Field, Week #7

Only those who score >0.01 pts are shown
D denotes multiple-event rule in affect

WOMEN

5



Kentucky

Southeastern Conference

▲ 1

Event	Scrd As	Athlete	Yr	Scored Mark	Date	Pl. Pts.	Bonus	TOTAL
Scored bests come from CURRENT season								
▶ 100	1	Dezerea BRYANT	JR	10.96w (4.0)	5/3/14	30	3.12	33.12
▶ 100	6	Keilah TYSON	JR	11.14w (4.0)	5/3/14	20	1.57	21.57
▶ 100	40	Dominique BOOKER	JR	11.45w (3.1)	5/3/14	0.25	0.09	0.34
▶ 200	3	Dezerea BRYANT	JR	22.68 (-0.8)	5/15/14	26	1.99	27.99
▶ 200	41	Keilah TYSON	JR	23.37 (-2.8)	4/3/14	0.225	0.06	0.29
▶ 800	9	Allison PEARE	SR	2:04.13	5/15/14	D 14	0.85	2.85
▶ 1500	8	Allison PEARE	SR	4:15.14	5/15/14	16	1.16	17.16
▶ 5000	48	Cally MACUMBER	SR	16:07.21	4/24/14	0.05	0.00	0.05
▶ 10k	40	Cally MACUMBER	SR	34:01.52	5/15/14	0.25	0.00	0.25
▶ 100H	3	Kendra HARRISON	JR	12.68w (2.1)	3/26/14	26	2.89	28.89
▶ 100H	12	Kayla PARKER	SR	13.02 (2.0)	5/15/14	9	0.84	9.84
▶ 100H	28	Leah NUGENT	JR	13.27w (3.5)	4/3/14	0.8	0.22	1.02
▶ 400H	1	Kendra HARRISON	JR	54.76	5/15/14	30	4.47	34.47
▶ 400H	9	Leah NUGENT	JR	56.97	5/15/14	14	1.02	15.02
▶ 4x100	3	Booker, Bryant, Parker, Tyson		43.25	5/15/14	26	2.63	28.63
▶ 4x400	7	Harrison, Bryant, Saunders, Whaley		3:31.19	4/3/14	18	1.28	19.28
▶ PV	49	Michelle CANTERNA	JR	4.05m 13-3½	4/26/14	0.025	0.00	0.03
▶ LJ	8	Sha'Keela SAUNDERS	FR	6.38m 20-11¼ (1.7)	5/3/14	16	1.12	17.12
▶ DISC	25	Beckie FAMUREWA	SO	54.04m 177-3	4/25/14	0.95	0.15	1.10
▶ DISC	33	Madison JACOBS	FR	53.52m 175-7	5/15/14	0.55	0.00	0.55
▶ HT	49	Beckie FAMUREWA	SO	59.06m 193-9	5/15/14	0.025	0.00	0.03
Team Total								259.60

6



LSU

Southeastern Conference

▲ 1

Event	Scrd As	Athlete	Yr	Scored Mark	Date	Pl. Pts.	Bonus	TOTAL
Scored bests come from CURRENT season								
▶ 100	22	Jada MARTIN	FR	11.35 (1.5)	4/5/14	2	0.37	2.37
▶ 100	35	Takeia PINCKNEY	SR	11.42 (0.7)	3/26/14	0.45	0.17	0.62
▶ 200	12	Jada MARTIN	FR	22.96w (2.4)	4/12/14	9	0.80	9.80
▶ 200	46	Kiersten DUNCAN	SO	23.40w (2.4)	4/12/14	0.1	0.02	0.12
▶ 100H	4	Jasmin STOWERS	SR	12.81 (1.9)	4/19/14	24	1.90	25.90
▶ 100H	35	Chanice CHASE	SO	13.37 (2.0)	5/15/14	0.45	0.00	0.45
▶ 100H	39	Mariah GEORGETOWN	JR	13.39 (1.1)	3/26/14	0.275	0.00	0.28
▶ 400H	5	Nikita TRACEY	SR	56.23	5/15/14	22	1.96	23.96
▶ 400H	6	Chanice CHASE	SO	56.27	5/15/14	20	1.89	21.89
▶ 4x100	7	Stowers, Duncan, Martin, Harvey		43.72	4/19/14	18	1.62	19.62
▶ 4x400	26	Jones, Tracey, Duncan, Chase		3:35.59	4/24/14	0.9	0.30	1.20
▶ LJ	1	Keri EMANUEL	SR	6.56m 21-6¼ (1.0)	3/26/14	30	3.38	33.38
▶ TJ	8	Lynnika PITTS	SR	13.22m 43-4½ (1.0)	5/15/14	16	0.96	16.96
▶ TJ	29	Keri EMANUEL	SR	12.97m 42-6¼ (1.3)	5/15/14	0.75	0.17	0.92
▶ SP	7	Tori BLISS	JR	17.30m 56-9¼	5/3/14	18	1.69	19.69
▶ HT	4	Denise HINTON	SR	66.46m 218-0	5/3/14	24	2.13	26.13
▶ HT	46	Karen HENNING	SR	59.21m 194-3	5/3/14	0.1	0.00	0.10
▶ JAV	19	Rebekah WALES	FR	50.87m 166-10	3/22/14	3.5	0.27	3.77
▶ JAV	43	Mayme COOK	SO	48.36m 158-8	4/19/14	0.175	0.00	0.17
Team Total								207.33

"Scrd As", short for "Scored As", Standing used for place points portion of performance's score combining preseason data (when applied) to current season data

Numbers in BLACK are both the performance's actual NCAA rank AND "scored as" rank Numbers in RED indicate actual NCAA rank does not exist or is worse than "scored as" rank Numbers in BLUE indicate actual NCAA rank is better than "scored as" rank

USTFCCCA Non-Member

Non-Member Schools Will NOT be ranked, beginning Week 2



USTFCCCA NCAA Division I National Team Computer Rankings

as of 5/19/2014 7:58:21 AM

2014 Outdoor Track & Field, Week #7

Only those who score >0.01 pts are shown
D denotes multiple-event rule in affect

WOMEN

7



Georgia

Southeastern Conference

▼ 2

Event	Scrd As	Athlete	Yr	Scored Mark	Date	Pl. Pts.	Bonus	TOTAL
Scored bests come from CURRENT season								
800	7	Megan MALASARTE	SR	2:03.30	4/17/14	18	1.54	19.54
1500	11	Carly HAMILTON	JR	4:15.62	4/17/14	10	1.02	11.02
1500	49	Megan MALASARTE	SR	4:20.53	4/3/14	0.025	0.00	0.03
100H	15	Kendell WILLIAMS	FR	13.06w (2.2)	5/10/14	6	0.74	6.74
HJ	1	Leontia KALLENOU	SO	1.92m 6-3½	5/15/14	30	4.97	34.97
HJ	10	Kendell WILLIAMS	FR	1.83m 6-0	4/10/14	12	0.85	12.85
LJ	2	Chanice PORTER	SO	6.53m 21-5¼ (1.0)	3/20/14	28	2.96	30.96
LJ	32	Kendell WILLIAMS	FR	6.24mw 20-5¼ (2.8)	5/15/14	0.6	0.16	0.76
HT	11	Elizabeth TEPE	SR	64.18m 210-6	5/15/14	10	0.99	10.99
JAV	8	Freya JONES	SO	55.36m 181-7	4/11/14	16	1.77	17.77
HEPT	1	Kendell WILLIAMS	FR	6,018	4/10/14	30	5.47	35.47
HEPT	6	Quintunya CHAPMAN	JR	5,659	4/10/14	20	1.49	21.49
Team Total								202.59

8



Arkansas

Southeastern Conference

unch

Event	Scrd As	Athlete	Yr	Scored Mark	Date	Pl. Pts.	Bonus	TOTAL
Scored bests come from CURRENT season								
100	17	Regine WILLIAMS	FR	11.29w (2.2)	4/11/14	4.5	0.53	5.03
400	17	Chrishuna WILLIAMS	SR	52.43	5/15/14	4.5	0.51	5.01
400	21	Taylor ELLIS-WATSON	FR	52.56	5/15/14	2.5	0.43	2.93
800	13	Stephanie BROWN	SR	2:04.44	4/4/14	D	8	0.65 2.65
1500	1	Stephanie BROWN	SR	4:11.40	4/17/14	30	2.85	32.85
1500	5	Dominique SCOTT	SO	4:14.33	5/4/14	22	1.52	23.52
1500	32	Paige JOHNSTON	SR	4:18.73	5/15/14	0.6	0.25	0.85
1500	47	Grace HEYMSFIELD	SR	4:20.47	4/11/14	0.075	0.00	0.08
Steeple	5	Grace HEYMSFIELD	SR	9:53.65	5/4/14	22	1.96	23.96
Steeple	17	Jessica KAMILOS	SO	10:08.73	5/15/14	4.5	0.50	5.00
5000	12	Dominique SCOTT	SO	15:42.42	4/17/14	D	9	0.78 2.78
5000	16	Diane ROBISON	JR	15:47.62	5/4/14	5	0.59	5.59
5000	24	Grace HEYMSFIELD	SR	15:55.30	5/15/14	1	0.32	1.32
10k	28	Diane ROBISON	JR	33:47.79	4/17/14	0.8	0.20	1.00
10k	30	Dominique SCOTT	SO	33:51.84	5/15/14	0.7	0.14	0.84
4x100	24	Harper, Ellis-Watson, Williams, Williams		44.68	4/4/14	1	0.31	1.31
4x400	5	Harper, Ellis-Watson, Williams, Williams		3:29.58	5/15/14	22	1.93	23.93
HJ	30	Kirsten HESSELTINE	SR	1.79m 5-10½	4/4/14	0.7	0.00	0.70
PV	1	Sandi MORRIS	JR	4.50m 14-9	5/15/14	30	3.74	33.74
PV	10	Danielle NOWELL	SR	4.28m 14-½	5/2/14	12	0.89	12.89
PV	15	Ariel VOSKAMP	SO	4.25m 13-11¼	5/15/14	6	0.61	6.61
PV	49	Megan ZIMLICH	SO	4.05m 13-3½	4/11/14	0.025	0.00	0.03
LJ	19	Tamara MYERS	JR	6.29m 20-7¼ (-0.7)	5/15/14	3.5	0.39	3.89
TJ	24	Tamara MYERS	JR	13.02m 42-8¼ (-1.2)	5/2/14	1	0.27	1.27
HEPT	18	Alex GOCHENOUR	SO	5,522	3/26/14	4	0.64	4.64
Team Total								202.44

"Scrd As", short for "Scored As", Standing used for place points portion of performance's score combining preseason data (when applied) to current season data

Numbers in BLACK are both the performance's actual NCAA rank AND "scored as" rank Numbers in RED indicate actual NCAA rank does not exist or is worse than "scored as" rank Numbers in BLUE indicate actual NCAA rank is better than "scored as" rank

USTFCCCA Non-Member

Non-Member Schools Will NOT be ranked, beginning Week 2



2014 Outdoor Track & Field, Week #7

Only those who score >0.01 pts are shown
D denotes multiple-event rule in affect

WOMEN

9



Southern California

Pac-12 Conference

▲ 2

Event	Scrd As	Athlete	Yr	Scored Mark	Date	Pl. Pts.	Bonus	TOTAL
Scored bests come from CURRENT season								
▶ 100	12	Jessica DAVIS	SR	11.23w (2.2)	5/17/14	9	0.84	9.84
▶ 100	26	Alexis FAULKNER	SO	11.38w (2.8)	4/3/14	0.9	0.28	1.18
▶ 100	32	Tynia GAITHER	JR	11.41 (0.5)	4/3/14	0.6	0.20	0.80
▶ 100	47	Loudia LAARMAN	SR	11.47 (0.9)	4/17/14	0.075	0.04	0.11
▶ 200	6	Tynia GAITHER	JR	22.80w (3.0)	4/17/14	20	1.45	21.45
▶ 200	10	Jessica DAVIS	SR	22.86w (3.0)	4/17/14	12	1.18	13.18
▶ 200	46	CoCo NDIPAGBOR	JR	23.40w (2.8)	4/17/14	0.1	0.02	0.12
▶ 400	15	Vanessa JONES	JR	52.39	5/17/14	6	0.53	6.53
▶ 400	41	Ashley LIVERPOOL	SR	53.21	5/17/14	0.225	0.05	0.27
▶ 100H	11	Lauren BLACKBURN	SR	12.99w (2.7)	4/17/14	10	0.99	10.99
▶ 400H	10	Jaide STEPTER	SO	56.99	5/17/14	12	1.00	13.00
▶ 400H	46	Amalie IUEL	FR	58.70	5/4/14	0.1	0.00	0.10
▶ 4x100	2	Laarman, Davis, Faulknor, Gaither		43.21	5/17/14	28	2.71	30.71
▶ 4x400	4	Ndipagbor, Jones, Davis, Gaither		3:29.42	4/3/14	24	2.01	26.01
▶ LJ	41	Alexis FAULKNER	SO	6.21m 20-4½ (1.8)	5/17/14	0.225	0.01	0.24
▶ TJ	25	Melia COX	JR	13.00m 42-8 (1.0)	5/17/14	0.95	0.23	1.18
▶ DISC	7	Alexandra COLLATZ	JR	57.15m 187-6	3/8/14	18	1.41	19.41
▶ DISC	19	Tera NOVY	SO	54.60m 179-1	5/17/14	3.5	0.33	3.83
▶ HT	17	Lauren CHAMBERS	SR	62.49m 205-0	5/17/14	4.5	0.55	5.05
▶ HEPT	31	Amalie IUEL	FR	5,378	5/10/14	0.65	0.09	0.74
Team Total								164.76

10



Florida State

Atlantic Coast Conference

▼ 1

Event	Scrd As	Athlete	Yr	Scored Mark	Date	Pl. Pts.	Bonus	TOTAL
Scored bests come from CURRENT season								
▶ 100	26	Marecia PEMBERTON	SR	11.38 (2.0)	5/9/14	0.9	0.28	1.18
▶ 100	37	Anne ZAGRE	JR	11.44 (2.0)	5/9/14	0.35	0.12	0.47
▶ 200	35	Anne ZAGRE	JR	23.31w (3.2)	4/11/14	0.45	0.15	0.60
▶ 1500	14	Colleen QUIGLEY	JR	4:16.04	5/4/14	D	7	0.89
▶ 1500	16	Linden HALL	JR	4:16.42	5/4/14	5	0.78	5.78
▶ Steeple	6	Colleen QUIGLEY	JR	9:56.96	4/5/14	20	1.61	21.61
▶ Steeple	13	Pippa WOOLVEN	SO	10:06.45	5/4/14	8	0.64	8.64
▶ 10k	8	Hannah WALKER	JR	32:56.90	4/17/14	16	1.37	17.37
▶ 100H	7	Anne ZAGRE	JR	12.87w (2.7)	5/9/14	18	1.59	19.59
▶ 100H	47	Nicole SETTERINGTON	FR	13.43 (1.2)	4/11/14	0.075	0.00	0.08
▶ 4x100	12	Pemberton, Zagre, Freeman, Pierce		44.29	3/21/14	9	0.80	9.80
▶ LJ	14	Der'Renae FREEMAN	SO	6.34m 20-9¾ (0.0)	4/17/14	7	0.74	7.74
▶ SP	20	Chelsea WHALEN	SR	16.40m 53-9¾	3/26/14	3	0.37	3.37
▶ SP	36	Lakitta JOHNSON	JR	16.04m 52-7½	3/26/14	0.4	0.00	0.40
▶ DISC	9	Kellion KNIBB	SO	56.49m 185-4	4/24/14	14	1.00	15.00
▶ HT	24	Katja VANGSNES	SO	60.99m 200-1	5/16/14	1	0.16	1.16
▶ JAV	17	Chelsea WHALEN	SR	50.99m 167-3	3/21/14	4.5	0.30	4.80
▶ HEPT	4	Grete SADEIKO	FR	5,706	4/17/14	24	2.00	26.00
Team Total								146.50

"Scrd As", short for "Scored As", Standing used for place points portion of performance's score combining preseason data (when applied) to current season data

Numbers in BLACK are both the performance's actual NCAA rank AND "scored as" rank Numbers in RED indicate actual NCAA rank does not exist or is worse than "scored as" rank Numbers in BLUE indicate actual NCAA rank is better than "scored as" rank

USTFCCCA Non-Member

Non-Member Schools Will NOT be ranked, beginning Week 2



USTFCCCA NCAA Division I National Team Computer Rankings

as of 5/19/2014 7:58:21 AM

2014 Outdoor Track & Field, Week #7

Only those who score >0.01 pts are shown
D denotes multiple-event rule in affect

WOMEN

11



Stanford

Pac-12 Conference

▼ 1

Event	Scrd As	Athlete	Yr	Scored Mark	Date	Pl. Pts.	Bonus	TOTAL	
Scored bests come from CURRENT season									
▶ 400	23	Kristyn WILLIAMS	SO	52.70	4/4/14	1.5	0.35	1.85	
▶ 800	2	Amy WEISSENBACH	SO	2:02.60	5/4/14	28	2.21	30.21	
▶ 800	8	Claudia SAUNDERS	SO	2:03.44	5/4/14	16	1.41	17.41	
▶ 1500	23	Rebecca MEHRA	FR	4:17.82	5/4/14	1.5	0.38	1.88	
▶ 1500	27	Aisling CUFFE	JR	4:18.29	5/17/14	0.85	0.32	1.17	
▶ 1500	38	Jessica TONN	JR	4:19.51	4/4/14	0.3	0.14	0.44	
▶ 1500	41	Amy WEISSENBACH	SO	4:19.71	4/4/14	0.225	0.11	0.33	
▶ 5000	1	Aisling CUFFE	JR	15:11.13	5/4/14	30	3.87	33.87	
▶ 5000	7	Jessica TONN	JR	15:32.26	5/4/14	18	1.60	19.60	
▶ 10k	46	Jessica TONN	JR	34:09.13	5/17/14	0.1	0.00	0.10	
▶ DISC	6	Valarie ALLMAN	FR	57.17m	187-6	3/8/14	20	1.43	21.43
▶ DISC	24	Rebecca HAMMAR	JR	54.10m	177-6	5/17/14	1	0.17	1.17
▶ JAV	9	Brianna BAIN	JR	55.00m	180-5	4/4/14	14	1.56	15.56
▶ JAV	26	Megan GLASMANN	FR	50.19m	164-8	5/17/14	0.9	0.06	0.96
Team Total								145.99	

12



Baylor

Big 12 Conference

▲ 2

Event	Scrd As	Athlete	Yr	Scored Mark		Date	Pl. Pts.	Bonus	TOTAL	
Scored bests come from CURRENT season										
▶ 100	14	Tiffani MCREYNOLDS	JR	11.24wcA	11.21 (3.8)	5/16/14	7	0.79	7.79	
▶ 100	32	Ashley FIELDS	SO	11.41wcA	11.38 (3.8)	5/16/14	0.6	0.20	0.80	
▶ 200	24	Ashley FIELDS	SO	23.18cA	23.11 (1.2)	5/16/14	1	0.34	1.34	
▶ 400	27	Raena RHONE	JR	52.78cA	52.67	5/16/14	0.85	0.30	1.15	
▶ 800	40	Olicia WILLIAMS	SO	2:06.03		5/3/14	0.25	0.08	0.33	
▶ 1500	28	Mariah KELLY	SR	4:18.35		5/4/14	0.8	0.31	1.11	
▶ Steeple	4	Rachel JOHNSON	JR	9:49.31		4/4/14	24	2.47	26.47	
▶ 5000	10	Rachel JOHNSON	JR	15:39.42		5/4/14	D	12	0.99	2.99
▶ 100H	1	Tiffani MCREYNOLDS	JR	12.63wcA	12.59 (2.6)	5/16/14	30	3.28	33.28	
▶ 100H	23	Taije JORDAN	SO	13.22w	(4.0)	5/3/14	1.5	0.35	1.85	
▶ 4x100	21	Jones, Fields, Nichols, Dayries		44.59		4/23/14	2.5	0.38	2.88	
▶ 4x400	7	Nichols, Fields, Williams, Rhone		3:31.19cA	3:30.75	5/16/14	18	1.28	19.28	
▶ PV	13	Annie RHODES	FR	4.27m	14-0	4/12/14	8	0.79	8.79	
▶ TJ	15	Brianna RICHARDSON	SO	13.14mw	43-1½ (2.9)	5/16/14	6	0.63	6.63	
▶ TJ	43	Kaitlin WEST	JR	12.80m	42-0 (2.0)	5/16/14	0.175	0.00	0.17	
▶ HT	29	Erin ATKINSON	SR	60.50m	198-6	4/3/14	0.75	0.03	0.78	
Team Total								115.64		

"Scrd As", short for "Scored As", Standing used for place points portion of performance's score combining preseason data (when applied) to current season data

Numbers in BLACK are both the performance's actual NCAA rank AND "scored as" rank Numbers in RED indicate actual NCAA rank does not exist or is worse than "scored as" rank Numbers in BLUE indicate actual NCAA rank is better than "scored as" rank

USTFCCCA Non-Member

Non-Member Schools Will NOT be ranked, beginning Week 2



USTFCCCA NCAA Division I National Team Computer Rankings

as of 5/19/2014 7:58:21 AM

2014 Outdoor Track & Field, Week #7

Only those who score >0.01 pts are shown
D denotes multiple-event rule in affect

WOMEN

13



Kansas

Big 12 Conference

3

Event	Scrd As	Athlete	Yr	Scored Mark	Date	Pl. Pts.	Bonus	TOTAL
Scored bests come from CURRENT season								
100	21	Tianna VALENTINE	SO	11.34wcA 11.31 (3.8)	5/16/14	2.5	0.39	2.89
400	19	Diamond DIXON	SR	52.45	5/3/14	3.5	0.50	4.00
4x100	22	Keys, Dixon, Valentine, Conley		44.63	4/23/14	2	0.35	2.35
HJ	18	Colleen O'BRIEN	JR	1.81m 5-11½	3/26/14	4	0.33	4.33
LJ	3	Sydney CONLEY	SO	6.50mw 21-4 (3.5)	4/16/14	26	2.54	28.54
SP	24	Jessica MAROSZEK	SR	16.23m 53-3	3/26/14	1	0.18	1.18
SP	31	Anastasiya MUCHKAYEV	SO	16.10m 52-10	5/16/14	0.65	0.04	0.69
DISC	2	Jessica MAROSZEK	SR	60.18m 197-5	5/16/14	28	3.71	31.71
DISC	32	Anastasiya MUCHKAYEV	SO	53.54m 175-8	5/3/14	0.6	0.00	0.60
DISC	36	Dasha TSEMA	SO	53.25m 174-8	3/26/14	0.4	0.00	0.40
HT	16	Daina LEVY	SO	62.78m 205-11	4/5/14	5	0.63	5.63
HEPT	2	Lindsay VOLLMER	JR	5,786	5/16/14	28	2.89	30.89
Team Total							113.21	

15



Arizona

Pac-12 Conference

3

Event	Scrd As	Athlete	Yr	Scored Mark		Date	Pl. Pts.	Bonus	TOTAL	
Scored bests come from CURRENT season										
▶ 200	19	Shapri ROMERO	SR	23.10	(2.0)	4/12/14	D	3.5	0.46	2.46
▶ 400	9	Shapri ROMERO	SR	51.96		5/3/14		14	0.94	14.94
▶ 1500	45	Kate PENNEY	SO	4:20.32		4/5/14		0.125	0.02	0.14
▶ 10k	4	Elvin KIBET	JR	32:40.22		4/17/14		24	2.02	26.02
▶ 400H	12	Nnenna HAILEY	FR	57.07		4/19/14		9	0.91	9.91
▶ 400H	35	Morgan STRUBLE	SO	58.39		5/3/14		0.45	0.05	0.50
▶ 4x100	11	Pridgett, Romero, Hicks, Poston		44.27		5/3/14		10	0.83	10.83
▶ 4x400	35	Hailey, Gray, Pridgett, Romero		3:36.51		5/17/14		0.45	0.17	0.62
▶ SP	6	Julie LABONTE	SR	17.45m	57-3	4/19/14		20	2.04	22.04
▶ DISC	8	Julie LABONTE	SR	56.84m	186-5	3/28/14		16	1.22	17.22
▶ HEPT	42	Amber PASSALAQUA	SR	5,313		5/10/14		0.2	0.00	0.20
Team Total									104.89	

14



Texas Tech

Big 12 Conference

13

Event	Scrd As	Athlete	Yr	Scored Mark	Date	Pl. Pts.	Bonus	TOTAL
Scored bests come from CURRENT season								
100	7	Cierra WHITE	JR	11.15wcA 11.12 (3.8)	5/16/14	18	1.49	19.49
200	15	Cierra WHITE	JR	23.00w (3.5)	4/17/14	6	0.68	6.68
400	27	Montenae ROYE-SPEIGHT	JR	52.78cA 52.67	5/16/14	0.85	0.30	1.15
Steeple	45	Sharlene NICKLE	SR	10:18.92	4/4/14	0.125	0.00	0.13
100H	8	Le'Tristan PLEDGER	SO	12.89wcA 12.85 (2.6)	5/16/14	16	1.49	17.49
4x100	20	White, Blake, Pledger, Stewart		44.57cA 44.45	5/3/14	3	0.41	3.41
4x400	12	Roye-Speight, Rivers, Blake, White		3:32.86	3/26/14	9	0.78	9.78
LJ	16	Le'Tristan PLEDGER	SO	6.32m 20-9 (1.4)	5/3/14	5	0.55	5.55
LJ	28	Shanice STEWART	JR	6.26m 20-6½ (1.8)	5/3/14	0.8	0.25	1.05
TJ	22	Gionna JACKSON	SO	13.03mw 42-9 (2.3)	5/16/14	2	0.29	2.29
DISC	16	Hannah CARSON	SO	54.90m 180-1	4/12/14	5	0.43	5.43
JAV	10	Hannah CARSON	SO	54.03m 177-3	3/26/14	12	1.22	13.22
HEPT	5	Shanice STEWART	JR	5,674	5/16/14	22	1.64	23.64
Team Total							109.31	

"Scrd As", short for "Scored As", Standing used for place points portion of performance's score combining preseason data (when applied) to current season data

Numbers in BLACK are both the performance's actual NCAA rank AND "scored as" rank Numbers in RED indicate actual NCAA rank does not exist or is worse than "scored as" rank Numbers in BLUE indicate actual NCAA rank is better than "scored as" rank

USTFCCCA Non-Member

Non-Member Schools Will NOT be ranked, beginning Week 2



USTFCCCA NCAA Division I National Team Computer Rankings

as of 5/19/2014 7:58:22 AM

2014 Outdoor Track & Field, Week #7

Only those who score >0.01 pts are shown
D denotes multiple-event rule in affect

WOMEN

16



Penn State

Big Ten Conference

▼ 1

Event	Scrd As	Athlete	Yr	Scored Mark	Date	Pl. Pts.	Bonus	TOTAL
Scored bests come from CURRENT season								
▶ 100	32	Mahagony JONES	SR	11.41w (3.0)	5/9/14	0.6	0.20	0.80
▶ 200	13	Mahagony JONES	SR	22.97 (0.1)	4/11/14	8	0.77	8.77
▶ 400	45	Dynasty MCGEE	JR	53.25	5/2/14	0.125	0.02	0.15
▶ 1500	9	Marta KLEBE	SR	4:15.20	5/16/14	14	1.15	15.15
▶ 10k	31	Leigha ANDERSON	SO	33:52.32	4/24/14	0.65	0.13	0.78
▶ 100H	24	Evonne BRITTON	SR	13.23 (1.4)	5/16/14	1	0.32	1.32
▶ 400H	3	Kiah SEYMOUR	SO	55.88	5/2/14	26	2.54	28.54
▶ 400H	32	Evonne BRITTON	SR	58.28	5/16/14	0.6	0.11	0.71
▶ 4x100	23	Gibson, Jones, McGee, Seymour		44.64	5/16/14	1.5	0.34	1.84
▶ 4x400	14	McGee, Jones, Rhodes, Seymour		3:33.10	4/24/14	7	0.70	7.70
▶ HJ	37	India MCCOY	FR	1.78m 5-10	5/9/14	0.35	0.00	0.35
▶ LJ	45	Brittney HOWELL	SR	6.20m 20-4¼ (1.9)	4/24/14	0.125	0.00	0.13
▶ TJ	35	Marlene RICKETTS	SR	12.87m 42-2¼ (0.1)	5/9/14	0.45	0.00	0.45
▶ SP	34	Rachel FATHERLY	SO	16.05m 52-8	5/9/14	0.5	0.00	0.50
▶ HT	18	Melissa KURZDORFER	SR	62.35m 204-6	5/9/14	4	0.51	4.51
▶ JAV	13	Laura LOHT	SR	53.33m 174-11	5/16/14	8	1.01	9.01
▶ JAV	18	Lauren KENNEY	JR	50.89m 166-11	5/16/14	4	0.27	4.27
▶ HEPT	9	Brittney HOWELL	SR	5,625	3/26/14	14	1.23	15.23
Team Total								100.23

17



Missouri

Southeastern Conference

▼ 4

Event	Scrd As	Athlete	Yr	Scored Mark	Date	Pl. Pts.	Bonus	TOTAL
Scored bests come from CURRENT season								
▶ 10k	45	Kaitlyn FISCHER	FR	34:08.50	4/4/14	0.125	0.00	0.13
▶ HJ	37	Morgan WHITSON	JR	1.78m 5-10	3/26/14	0.35	0.00	0.35
▶ PV	27	Katrine HAARKLAU	JR	4.15m 13-7¼	5/15/14	0.85	0.06	0.91
▶ SP	1	Kearsten PEOPLES	JR	17.90m 58-8¼	4/25/14	30	3.50	33.50
▶ SP	2	Jill RUSHIN	JR	17.62m 57-9¼	5/3/14	28	2.59	30.59
▶ SP	44	Katie EVANS	SR	15.96m 52-4¼	5/15/14	0.15	0.00	0.15
▶ DISC	5	Kearsten PEOPLES	JR	57.31m 188-0	4/23/14	22	1.51	23.51
▶ DISC	35	Jill RUSHIN	JR	53.39m 175-2	4/23/14	0.45	0.00	0.45
▶ HT	32	Kearsten PEOPLES	JR	60.37m 198-0	4/11/14	0.6	0.00	0.60
▶ JAV	15	Hailey TWIETMEYER	SR	51.17m 167-10	4/11/14	6	0.36	6.36
▶ HEPT	46	Morgan WHITSON	JR	5,273	4/16/14	0.1	0.00	0.10
Team Total								96.65

18



Michigan

Big Ten Conference

▲ 8

Event	Scrd As	Athlete	Yr	Scored Mark	Date	Pl. Pts.	Bonus	TOTAL
Scored bests come from CURRENT season								
▶ 1500	12	Brook HANDLER	JR	4:15.82	5/4/14	9	0.96	9.96
▶ 1500	19	Shannon OSIKA	SO	4:17.27	5/16/14	3.5	0.53	4.03
▶ Steeple	10	Alex LEPTICH	SR	10:04.86	4/5/14	12	0.80	12.80
▶ Steeple	23	Megan WESCHLER	SR	10:11.56	4/5/14	1.5	0.36	1.86
▶ 5000	3	Erin FINN	FR	15:26.08	5/4/14	26	2.25	28.25
▶ 5000	43	Brook HANDLER	JR	16:04.99	4/17/14	0.175	0.00	0.17
▶ 10k	6	Erin FINN	FR	32:41.65	5/16/14	20	1.94	21.94
▶ 100H	9	Cindy OFILI	SO	12.93 (1.4)	5/16/14	14	1.29	15.29
▶ PV	43	Kiley TOBEL	SR	4.10m 13-5¼	5/2/14	0.175	0.00	0.17
▶ HEPT	23	Aaron HOWELL	FR	5,416	4/16/14	1.5	0.23	1.73
Team Total								96.22

"Scrd As", short for "Scored As", Standing used for place points portion of performance's score combining preseason data (when applied) to current season data

Numbers in BLACK are both the performance's actual NCAA rank AND "scored as" rank Numbers in RED indicate actual NCAA rank does not exist or is worse than "scored as" rank Numbers in BLUE indicate actual NCAA rank is better than "scored as" rank

USTFCCCA Non-Member

Non-Member Schools Will NOT be ranked, beginning Week 2



2014 Outdoor Track & Field, Week #7

Only those who score >0.01 pts are shown
D denotes multiple-event rule in affect

WOMEN

19



San Diego State

Mountain West Conference

▼ 1

Event	Scrd As	Athlete	Yr	Scored Mark	Date	Pl. Pts.	Bonus	TOTAL	
Scored bests come from CURRENT season									
▶ 400H	47	Allison REASER	SR	58.78	4/4/14	0.075	0.00	0.08	
▶ PV	26	Kristen BROWN	SR	4.17m	13-8½	3/15/14	0.9	0.17	1.07
▶ TJ	2	Shanieka THOMAS	SR	13.73m	45-½ (1.2)	4/17/14	28	3.64	31.64
▶ SP	38	Jasmine BURRELL	JR	16.01m	52-6½	3/27/14	0.3	0.00	0.30
▶ DISC	13	Jasmine BURRELL	JR	55.31m	181-5	4/17/14	8	0.56	8.56
▶ HEPT	3	Nicole OUDENAARDEN	SO	5,721	4/16/14	26	2.16	28.16	
▶ HEPT	7	Allison REASER	SR	5,637	4/16/14	18	1.32	19.32	

Team Total 89.14

20



Arizona State

Pac-12 Conference

▼ 3

Event	Scrd As	Athlete	Yr	Scored Mark		Date	Pl. Pts.	Bonus	TOTAL
Scored bests come from CURRENT season									
▶ 400	12	Brianna TATE	JR	52.32		5/3/14	9	0.58	9.58
▶ 800	5	Shelby HOULIHAN	JR	2:02.96		4/17/14	D 22	1.87	3.87
▶ 1500	4	Shelby HOULIHAN	JR	4:13.56		4/11/14	24	1.87	25.87
▶ 10k	34	Adriana OLIVAS	SO	33:55.75		4/4/14	0.5	0.08	0.58
▶ 400H	36	Sarah GEREN	SR	58.40		5/3/14	0.4	0.05	0.45
▶ 4x100	9	Gooden, Tate, Herring, Franklin		44.17		5/3/14	14	0.97	14.97
▶ 4x400	15	McDonald, Franklin, Geren, Tate		3:33.13		4/17/14	6	0.70	6.70
▶ PV	27	Shaylah SIMPSON	SR	4.15m	13-7½	4/17/14	0.85	0.06	0.91
▶ LJ	38	Alycia HERRING	SR	6.22m	20-5 (0.4)	5/3/14	0.3	0.06	0.36
▶ SP	42	Anna JELMINI	SR	15.98m	52-5½	4/25/14	0.2	0.00	0.20
▶ SP	47	Alex HARTIG	JR	15.93m	52-3½	4/25/14	0.075	0.00	0.08
▶ DISC	10	Anna JELMINI	SR	56.27m	184-7	4/25/14	12	0.87	12.87
▶ DISC	17	Alex HARTIG	JR	54.84m	179-11	5/17/14	4.5	0.41	4.91
▶ HT	23	Jessika BYRD	JR	61.10m	200-5	3/21/14	1.5	0.19	1.69

Team Total 83.02

21



Boise State

Mountain West Conference

▲ 8

Event	Scrd As	Athlete	Yr	Scored Mark		Date	Pl. Pts.	Bonus	TOTAL
Scored bests come from CURRENT season									
▶ Steeple	8	Marisa HOWARD	JR	10:00.79		5/4/14	16	1.22	17.22
▶ 5000	8	Emma BATES	JR	15:33.42		4/17/14	16	1.48	17.48
▶ 10k	2	Emma BATES	JR	32:20.83		5/4/14	28	3.01	31.01
▶ SP	39	Hayli BOZARTH	SR	16.00m	52-6	5/14/14	0.275	0.00	0.28
▶ HT	9	Hayli BOZARTH	SR	64.79m	212-6	5/14/14	14	1.28	15.28

Team Total 81.26

22



Kansas State

Big 12 Conference

▼ 1

Event	Scrd As	Athlete	Yr	Scored Mark		Date	Pl. Pts.	Bonus	TOTAL
Scored bests come from CURRENT season									
▶ 400	30	Sonia GASKIN	SO	52.81		5/3/14	0.7	0.28	0.98
▶ Steeple	32	Martina TRESCH	SR	10:16.08		4/4/14	0.6	0.13	0.73
▶ 100H	25	Erica TWISS	SR	13.24wca	13.20 (2.6)	5/16/14	0.95	0.30	1.25
▶ 400H	32	Erica TWISS	SR	58.28		4/19/14	0.6	0.11	0.71
▶ 4x400	36	Gaskin, Twiss, Matthews, Gamble		3:36.73		4/17/14	0.4	0.14	0.54
▶ HJ	5	Alyx TREASURE	JR	1.85m	6-¾	4/12/14	22	1.57	23.57
▶ HJ	18	Rachel PROTEAU	FR	1.81m	5-11¾	5/16/14	4	0.33	4.33
▶ HJ	18	Joslyn BARNES	JR	1.81m	5-11¾	4/5/14	4	0.33	4.33
▶ LJ	10	Erica TWISS	SR	6.37m	20-10¾ (1.6)	5/10/14	12	1.02	13.02
▶ SP	47	Dani WINTERS	SO	15.93m	52-3¾	5/16/14	0.075	0.00	0.08
▶ HT	7	Sara SAVATOVIC	SO	65.19m	213-10	3/26/14	18	1.49	19.49
▶ JAV	16	Danielle PLANK	FR	51.00m	167-4	4/12/14	5	0.31	5.31
▶ HEPT	30	Merryl MBENG	SR	5,379		5/16/14	0.7	0.09	0.79
▶ HEPT	37	Erica TWISS	SR	5,340		4/5/14	0.35	0.00	0.35
▶ HEPT	44	Sarah KOLMER	JR	5,289		5/16/14	0.15	0.00	0.15

Team Total 75.63

"Scrd As", short for "Scored As", Standing used for place points portion of performance's score combining preseason data (when applied) to current season data

Numbers in BLACK are both the performance's actual NCAA rank AND "scored as" rank Numbers in RED indicate actual NCAA rank does not exist or is worse than "scored as" rank Numbers in BLUE indicate actual NCAA rank is better than "scored as" rank

USTFCCCA Non-Member

Non-Member Schools Will NOT be ranked, beginning Week 2



USTFCCCA NCAA Division I National Team Computer Rankings

as of 5/19/2014 7:58:22 AM

2014 Outdoor Track & Field, Week #7

Only those who score >0.01 pts are shown
D denotes multiple-event rule in affect

WOMEN

23



NC State

Atlantic Coast Conference

▼ 1

Event	Scrd As	Athlete	Yr	Scored Mark	Date	Pl. Pts.	Bonus	TOTAL
-------	---------	---------	----	-------------	------	----------	-------	-------

Scored bests come from CURRENT season

▶ 800	28	Kenyetta IYEBELE	JR	2:05.28	4/17/14	0.8	0.31	1.11
▶ 10k	16	Joanna THOMPSON	JR	33:24.61	4/17/14	5	0.58	5.58
▶ 100H	25	Alexis PERRY	SO	13.24 (0.9)	4/17/14	0.95	0.30	1.25
▶ HJ	18	Lacey SHUMAN	SR	1.81m 5-11½	4/17/14	4	0.33	4.33
▶ LJ	5	Alexis PERRY	SO	6.45m 21-2 (1.4)	3/28/14	22	1.84	23.84
▶ SP	3	Tremanisha TAYLOR	JR	17.60m 57-9	4/24/14	26	2.53	28.53
▶ DISC	15	Sequoia WATKINS	JR	54.94m 180-3	5/9/14	6	0.44	6.44
▶ DISC	20	Tremanisha TAYLOR	JR	54.56m 179-0	3/28/14	3	0.32	3.32

Team Total 74.41

24



Kent State

Mid-American Conference

▲ 1

Event	Scrd As	Athlete	Yr	Scored Mark	Date	Pl. Pts.	Bonus	TOTAL
-------	---------	---------	----	-------------	------	----------	-------	-------

Scored bests come from CURRENT season

▶ 100H	29	Ann Marie DUFFUS	SR	13.30 (1.4)	5/15/14	0.75	0.15	0.90
▶ HJ	7	Dior DELOPHONT	SO	1.84m 6-½	4/23/14	18	1.21	19.21
▶ LJ	18	Roseanne ERICKSON	JR	6.30m 20-8 (1.4)	4/10/14	4	0.44	4.44
▶ TJ	19	Dior DELOPHONT	SO	13.08m 42-11 (0.0)	5/15/14	3.5	0.40	3.90
▶ SP	13	Danniel THOMAS	SO	16.82m 55-2½	5/15/14	8	0.85	8.85
▶ SP	14	Joh'vonnie MOSLEY	SR	16.79m 55-1	5/9/14	7	0.81	7.81
▶ DISC	3	Danniel THOMAS	SO	59.38m 194-9	5/9/14	26	2.98	28.98
▶ DISC	45	Joh'vonnie MOSLEY	SR	52.48m 172-2	5/9/14	0.125	0.00	0.13

Team Total 74.21

25



Nebraska

Big Ten Conference

▲ 3

Event	Scrd As	Athlete	Yr	Scored Mark	Date	Pl. Pts.	Bonus	TOTAL
-------	---------	---------	----	-------------	------	----------	-------	-------

Scored bests come from CURRENT season

▶ 400H	17	Ellie GROOTERS	SR	57.62	5/3/14	4.5	0.46	4.96
▶ 4x100	41	McCarty, Weekes, Andrews, Baird		45.04	4/23/14	0.225	0.06	0.29
▶ 4x400	33	Weekes, Baird, Andrews, Grooters		3:36.35	5/16/14	0.55	0.19	0.74
▶ PV	19	Paula ANDRIE	SO	4.20m 13-9¼	4/23/14	3.5	0.34	3.84
▶ LJ	23	Tierra WILLIAMS	FR	6.27m 20-7 (0.9)	4/12/14	1.5	0.30	1.80
▶ TJ	5	Ellie EWERE	JR	13.44m 44-1¼ (1.0)	4/23/14	22	1.87	23.87
▶ SP	15	Annie JACKSON	SR	16.76m 55-0	5/16/14	6	0.78	6.78
▶ SP	27	Carlie PINKELMAN	JR	16.14m 52-11½	5/16/14	0.85	0.08	0.93
▶ DISC	47	Annie JACKSON	SR	52.46m 172-1	5/16/14	0.075	0.00	0.08
▶ HT	19	Veronica GRIZZLE	SR	62.29m 204-4	5/3/14	3.5	0.50	4.00
▶ JAV	7	Maggie MALONE	SO	55.37m 181-8	5/16/14	18	1.78	19.78
▶ JAV	24	Sarah FIRESTONE	FR	50.49m 165-7	5/16/14	1	0.15	1.15
▶ HEPT	19	Anne MARTIN	SR	5,521	4/16/14	3.5	0.64	4.14

Team Total 72.35

26



Colorado

Pac-12 Conference

▼ 2

Event	Scrd As	Athlete	Yr	Scored Mark	Date	Pl. Pts.	Bonus	TOTAL
-------	---------	---------	----	-------------	------	----------	-------	-------

Scored bests come from CURRENT season

▶ Steeple	1	Shalaya KIPP	SR	9:39.12	5/4/14	30	4.12	34.12
▶ 5000	20	Abby LEVENE	SR	15:53.84	5/4/14	3	0.37	3.37
▶ 5000	22	Shalaya KIPP	SR	15:54.13	4/17/14	D	2	0.36
▶ 5000	33	Carrie VERDON	SO	15:59.83	5/4/14	0.55	0.17	0.72
▶ 10k	15	Abby LEVENE	SR	33:17.58	4/4/14	6	0.70	6.70
▶ 10k	25	Carrie VERDON	SO	33:42.02	4/4/14	0.95	0.30	1.25
▶ HJ	18	Kelsey ENGLISH	JR	1.81m 5-11¼	4/19/14	4	0.33	4.33
▶ HT	8	Emily HUNSUCKER		64.91m 212-11	3/21/14	16	1.34	17.34

Team Total 70.20

"Scrd As", short for "Scored As", Standing used for place points portion of performance's score combining preseason data (when applied) to current season data

Numbers in BLACK are both the performance's actual NCAA rank AND "scored as" rank Numbers in RED indicate actual NCAA rank does not exist or is worse than "scored as" rank Numbers in BLUE indicate actual NCAA rank is better than "scored as" rank

USTFCCCA Non-Member

Non-Member Schools Will NOT be ranked, beginning Week 2



USTFCCCA NCAA Division I National Team Computer Rankings

as of 5/19/2014 7:58:22 AM

2014 Outdoor Track & Field, Week #7

Only those who score >0.01 pts are shown
D denotes multiple-event rule in affect

WOMEN

27



Alabama

Southeastern Conference

▲ 24

Event	Scrd As	Athlete	Yr	Scored Mark	Date	Pl. Pts.	Bonus	TOTAL
Scored bests come from CURRENT season								
100	5	Remona BURCHELL	JR	11.12 (1.3)	5/15/14	22	1.74	23.74
800	6	Yanique MALCOLM	SR	2:03.28	5/15/14	20	1.56	21.56
800	44	Kimberley FICENEC	SO	2:06.19	5/2/14	0.15	0.03	0.18
4x100	8	Burks, Burchell, Kimpel, Thomas		44.15	4/11/14	16	1.00	17.00
4x400	29	Chandler, Kimpel, Gholston, Malcolm		3:35.90	5/15/14	0.75	0.26	1.01
PV	19	Lakan TAYLOR	FR	4.20m 13-9½	4/11/14	3.5	0.34	3.84
LJ	45	Quanesha BURKS	FR	6.20m 20-4½ (1.5)	4/17/14	0.125	0.00	0.13
HT	33	Nia BARNES	JR	60.26m 197-8	5/15/14	0.55	0.00	0.55
Team Total								68.01

30



Akron

Mid-American Conference

▲ 1

Event	Scrd As	Athlete	Yr	Scored Mark	Date	Pl. Pts.	Bonus	TOTAL
Scored bests come from CURRENT season								
PV	4	Annika ROLOFF	SO	4.41m 14-5½	5/9/14	24	2.31	26.31
PV	27	Caroline HASSE	SO	4.15m 13-7¼	5/3/14	0.85	0.06	0.91
PV	37	Ariane BEAUMONT-COURTEAU	SR	4.13m 13-6½	5/9/14	0.35	0.00	0.35
SP	44	Alexis COOKS	JR	15.96m 52-4½	5/9/14	0.15	0.00	0.15
DISC	12	Alexis COOKS	JR	55.68m 182-8	5/9/14	9	0.68	9.68
HT	5	Brittany FUNK	SR	66.33m 217-7	3/27/14	22	2.06	24.06
HT	30	Alexis COOKS	JR	60.48m 198-5	5/15/14	0.7	0.03	0.73
JAV	45	Jessica DELIC	JR	48.30m 158-5	5/15/14	0.125	0.00	0.13
Team Total								62.32

28



Virginia Tech

Atlantic Coast Conference

▼ 8

Event	Scrd As	Athlete	Yr	Scored Mark	Date	Pl. Pts.	Bonus	TOTAL
Scored bests come from CURRENT season								
800	14	Amanda SMITH	JR	2:04.45	4/17/14	7	0.65	7.65
800	42	Hanna GREEN	FR	2:06.06	5/4/14	0.2	0.07	0.27
1500	47	Shannon MORTON	SO	4:20.47	5/4/14	0.075	0.00	0.08
5000	49	Sarah RAPP	JR	16:07.28	5/4/14	0.025	0.00	0.03
10k	21	Sarah RAPP	JR	33:32.16	4/17/14	2.5	0.46	2.96
PV	6	Martina SCHULTZE	SR	4.40m 14-5½	3/26/14	20	2.18	22.18
HT	44	Annjulie VESTER	JR	59.36m 194-9	4/3/14	0.15	0.00	0.15
JAV	4	Eva VIVOD	FR	56.80m 186-4	4/3/14	24	2.67	26.67
JAV	14	Sabine KOPPLIN	SO	51.70m 169-7	4/17/14	7	0.52	7.52
Team Total								67.50

31



Duke

Atlantic Coast Conference

▲ 1

Event	Scrd As	Athlete	Yr	Scored Mark	Date	Pl. Pts.	Bonus	TOTAL
Scored bests come from CURRENT season								
800	33	Anima BANKS	SO	2:05.80	5/16/14	0.55	0.15	0.70
800	39	Abby FARLEY	JR	2:06.02	4/17/14	0.275	0.09	0.36
10k	3	Juliet BOTTORFF	SR	32:25.69	5/4/14	26	2.76	28.76
4x400	32	Hansson, Kopp, Farley, Kerpon		3:36.18	5/9/14	0.6	0.22	0.82
HJ	37	Karli JOHONNOT	SO	1.78m 5-10	3/26/14	0.35	0.00	0.35
PV	3	Megan CLARK	SO	4.45m 14-7¼	3/21/14	26	2.95	28.95
SP	30	Michelle ANUMBA	SR	16.12m 52-10¾	4/17/14	0.7	0.06	0.76
JAV	27	Christine STREISEL	FR	50.15m 164-6	3/21/14	0.85	0.05	0.90
HEPT	36	Karli JOHONNOT	SO	5,342	3/26/14	0.4	0.00	0.40
HEPT	38	Teddi MASLOWSKI	SO	5,335	5/9/14	0.3	0.00	0.30
Team Total								62.30

29



Oklahoma

Big 12 Conference

▲ 19

Event	Scrd As	Athlete	Yr	Scored Mark	Date	Pl. Pts.	Bonus	TOTAL
Scored bests come from CURRENT season								
DISC	39	Alexandra MORGAN	JR	52.88m 173-6	4/26/14	0.275	0.00	0.28
HT	34	Rylee RACKLEY	JR	60.21m 197-6	4/18/14	0.5	0.00	0.50
JAV	1	Elizabeth HERRS	SO	57.73m 189-5	5/16/14	30	3.46	33.46
JAV	2	Avione ALLGOOD	SO	57.63m 189-1	5/16/14	28	3.37	31.37
Team Total								65.61

"Scrd As", short for "Scored As", Standing used for place points portion of performance's score combining preseason data (when applied) to current season data

Numbers in BLACK are both the performance's actual NCAA rank AND "scored as" rank Numbers in RED indicate actual NCAA rank does not exist or is worse than "scored as" rank Numbers in BLUE indicate actual NCAA rank is better than "scored as" rank

USTFCCCA Non-Member

Non-Member Schools Will NOT be ranked, beginning Week 2



2014 Outdoor Track & Field, Week #7

Only those who score >0.01 pts are shown
D denotes multiple-event rule in affect

WOMEN

32



Miami (Fla.)

Atlantic Coast Conference

▲ 9

Event	Scrd As	Athlete	Yr	Scored Mark	Date	Pl. Pts.	Bonus	TOTAL
Scored bests come from CURRENT season								
200	21	Shakima WIMBLEY	FR	23.12 (0.4)	4/17/14	D 2.5	0.43	2.43
400	8	Shakima WIMBLEY	FR	51.68	5/16/14	16	1.28	17.28
800	27	Thandi STEWART	JR	2:05.20	4/17/14	0.85	0.34	1.19
800	31	Taneisha CORDELL	JR	2:05.72	5/16/14	0.65	0.18	0.83
100H	43	Jamika GLADES	FR	13.41w (3.0)	3/29/14	0.175	0.00	0.17
400H	16	Jamika GLADES	FR	57.50	5/3/14	5	0.53	5.53
4x100	37	Richards, McClure, King, Wimbley		44.94	5/3/14	0.35	0.13	0.48
4x400	29	Stewart, Cordell, Wimbley, Glades		3:35.90	4/17/14	0.75	0.26	1.01
HJ	25	Dakota DAILEY-HARRIS	SO	1.80m 5-10½	5/3/14	0.95	0.15	1.10
PV	4	Alysha NEWMAN	SO	4.41m 14-5½	5/16/14	24	2.31	26.31
SP	27	Amber MONROE	JR	16.14m 52-11½	4/17/14	0.85	0.08	0.93
HT	21	Lea JOHNSON	SO	61.37m 201-4	4/17/14	2.5	0.26	2.76
Team Total								60.02

33



UAB

Conference USA

▲ 11

Event	Scrd As	Athlete	Yr	Scored Mark	Date	Pl. Pts.	Bonus	TOTAL
Scored bests come from CURRENT season								
1500	13	Elinor KIRK	SR	4:15.93	5/15/14	D 8	0.93	2.93
5000	11	Elinor KIRK	SR	15:42.13	4/17/14	10	0.80	10.80
10k	1	Elinor KIRK	SR	32:17.05	4/4/14	30	3.20	33.20
PV	10	Neal TISHER	SR	4.28m 14-½	5/15/14	12	0.89	12.89
Team Total								59.83

34



Mississippi State

Southeastern Conference

▼ 15

Event	Scrd As	Athlete	Yr	Scored Mark	Date	Pl. Pts.	Bonus	TOTAL
Scored bests come from CURRENT season								
800	32	Rhianwedd PRICE	FR	2:05.73	5/2/14	0.6	0.18	0.78
1500	15	Rhianwedd PRICE	FR	4:16.11	4/17/14	6	0.87	6.87
Steeple	7	Cornelia GRIESCHE	SO	10:00.58	5/15/14	18	1.24	19.24
Steeple	41	Lisa ZIEGLER	FR	10:18.51	4/17/14	0.225	0.01	0.24
Steeple	48	Emma NEIGEL	JR	10:19.70	4/5/14	0.05	0.00	0.05
100H	19	Keisha WALLACE	SR	13.14w (2.1)	4/11/14	3.5	0.54	4.04
LJ	4	Rochelle FARQUHARSON	SR	6.48m 21-3¾ (1.6)	4/19/14	24	2.26	26.26
Team Total								57.48

35



Iowa State

Big 12 Conference

▼ 2

Event	Scrd As	Athlete	Yr	Scored Mark	Date	Pl. Pts.	Bonus	TOTAL
Scored bests come from CURRENT season								
800	15	Ejiroghene OKORO	SR	2:04.49	5/4/14	6	0.62	6.62
5000	18	Crystal NELSON	SO	15:49.90	4/17/14	4	0.51	4.51
5000	25	Katy MOEN	JR	15:56.53	4/4/14	0.95	0.28	1.23
10k	36	Katy MOEN	JR	33:56.80	4/17/14	0.4	0.06	0.46
400H	8	Eseroghene OKORO	SR	56.78	4/4/14	16	1.23	17.23
4x400	34	White, Okoro, Christensen, Shoeman		3:36.39	4/23/14	0.5	0.19	0.69
SP	4	Christina HILLMAN	SO	17.59m 57-8½	5/16/14	24	2.50	26.50
HT	41	Kayla SANBORN	JR	59.49m 195-2	5/16/14	0.225	0.00	0.22
Team Total								57.46

36



Indiana

Big Ten Conference

unch

Event	Scrd As	Athlete	Yr	Scored Mark	Date	Pl. Pts.	Bonus	TOTAL
Scored bests come from CURRENT season								
Steeple	39	Samantha GINTHER	SR	10:17.86	5/16/14	0.275	0.04	0.32
PV	7	Kelsie AHBE	SR	4.35m 14-3¾	5/3/14	18	1.65	19.65
PV	8	Sophie GUTERMUTH	SO	4.30m 14-1¼	3/26/14	16	1.11	17.11
PV	27	Sydney CLUTE	SO	4.15m 13-7¼	5/3/14	0.85	0.06	0.91
LJ	48	Ariane NELSON	FR	6.19m 20-3¾ (1.6)	5/3/14	0.05	0.00	0.05
SP	8	Kyla BUCKLEY	SR	17.19m 56-4¾	5/16/14	16	1.45	17.45
Team Total								55.49

"Scrd As", short for "Scored As", Standing used for place points portion of performance's score combining preseason data (when applied) to current season data

Numbers in BLACK are both the performance's actual NCAA rank AND "scored as" rank Numbers in RED indicate actual NCAA rank does not exist or is worse than "scored as" rank Numbers in BLUE indicate actual NCAA rank is better than "scored as" rank

USTFCCCA Non-Member

Non-Member Schools Will NOT be ranked, beginning Week 2



USTFCCCA NCAA Division I National Team Computer Rankings

as of 5/19/2014 7:58:23 AM

2014 Outdoor Track & Field, Week #7

Only those who score >0.01 pts are shown
D denotes multiple-event rule in affect

WOMEN

37



Maryland

Atlantic Coast Conference

▼ 7

Event	Scrd As	Athlete	Yr	Scored Mark	Date	Pl. Pts.	Bonus	TOTAL
Scored bests come from CURRENT season								
▶ 400H	45	Lisa MENEAU	FR	58.66	4/17/14	0.125	0.00	0.13
▶ HJ	4	Amina SMITH	SR	1.87m	6-1½	4/17/14	24	2.30 26.30
▶ HJ	10	Thea LAFOND	JR	1.83m	6-0	5/2/14	12	0.85 12.85
▶ HJ	13	Amber MELVILLE	JR	1.82m	5-11½	3/29/14	8	0.51 8.51
▶ TJ	14	Thea LAFOND	JR	13.15m	43-1½ (0.0)	4/3/14	7	0.67 7.67
Team Total								55.46

38



UTEP

Conference USA

▲ 11

Event	Scrd As	Athlete	Yr	Scored Mark	Date	Pl. Pts.	Bonus	TOTAL
Scored bests come from CURRENT season								
▶ 400	10	Florence UWAKWE	FR	52.05cA	51.94	5/2/14	12	0.83 12.83
▶ 100H	14	Janice JACKSON	SR	13.05w	(2.1)	3/26/14	7	0.77 7.77
▶ 100H	41	Anna-Kay JAMES	JR	13.40wcA	13.36 (3.0)	3/22/14	0.225	0.00 0.22
▶ 4x100	29	McGhee, Jackson, Stiverne, Uwakwe		44.85cA	44.73	4/12/14	0.75	0.19 0.94
▶ 4x400	29	Jackson, Stiverne, James, Uwakwe		3:35.90		3/26/14	0.75	0.26 1.01
▶ TJ	6	Nickevea WILSON	JR	13.38mw	43-10½ (2.1)	5/15/14	20	1.62 21.62
▶ DISC	44	Samantha HALL	FR	52.49m	172-2	5/15/14	0.15	0.00 0.15
▶ HEPT	11	Jalylcia PEARSON	JR	5,576		5/15/14	10	0.86 10.86
Team Total								55.41

39



Western Kentucky

Sun Belt Conference

▼ 16

Event	Scrd As	Athlete	Yr	Scored Mark	Date	Pl. Pts.	Bonus	TOTAL
Scored bests come from CURRENT season								
▶ 100	24	Carrol HARDY	FR	11.37w	(3.5)	5/9/14	1	0.31 1.31
▶ 200	26	Carrol HARDY	FR	23.20w	(3.3)	5/9/14	0.9	0.31 1.21
▶ 4x100	34	Hardy, Cooley, Agwunobi, Akachukwu		44.92		5/9/14	0.5	0.15 0.65
▶ LJ	34	Chioma AGWUNOBI	JR	6.23mw	20-5¼ (3.0)	5/9/14	0.5	0.11 0.61
▶ TJ	11	France MAKABU	SR	13.18mw	43-3 (3.9)	4/11/14	10	0.79 10.79
▶ TJ	11	Ana CAMARGO	SR	13.18mw	43-3 (2.4)	4/11/14	10	0.79 10.79
▶ SP	5	Jessica RAMSEY	SR	17.49m	57-4¼	4/11/14	22	2.17 24.17
▶ DISC	28	Jessica RAMSEY	SR	53.84m	176-7	4/26/14	0.8	0.09 0.89
▶ DISC	38	Lexia ROBINSON	SR	52.96m	173-9	4/19/14	0.3	0.00 0.30
▶ DISC	41	Satrina OLIVEIRA	SR	52.71m	172-11	4/19/14	0.225	0.00 0.22
▶ HT	20	Jessica RAMSEY	SR	61.45m	201-7	5/9/14	3	0.28 3.28
Team Total								54.23

40



Iona

Metro Atlantic Athletic Conference

▼ 3

Event	Scrd As	Athlete	Yr	Scored Mark	Date	Pl. Pts.	Bonus	TOTAL
Scored bests come from CURRENT season								
▶ Steeple	14	Maya REHBERG	FR	10:07.61		4/17/14	7	0.56 7.56
▶ 5000	4	Kate AVERY	SO	15:27.90		4/4/14	24	2.06 26.06
▶ 10k	7	Kate AVERY	SO	32:42.11		5/4/14	18	1.92 19.92
Team Total								53.54

"Scrd As", short for "Scored As", Standing used for place points portion of performance's score combining preseason data (when applied) to current season data

Numbers in BLACK are both the performance's actual NCAA rank AND "scored as" rank Numbers in RED indicate actual NCAA rank does not exist or is worse than "scored as" rank Numbers in BLUE indicate actual NCAA rank is better than "scored as" rank

USTFCCCA Non-Member

Non-Member Schools Will NOT be ranked, beginning Week 2



2014 Outdoor Track & Field, Week #7

Only those who score >0.01 pts are shown
D denotes multiple-event rule in affect

WOMEN

41



Washington

Pac-12 Conference

▼ 7

Event	Scrd As	Athlete	Yr	Scored Mark	Date	Pl. Pts.	Bonus	TOTAL
Scored bests come from CURRENT season								
1500	29	Katie FLOOD	JR	4:18.44	4/17/14	0.75	0.29	1.04
Steeple	43	Liberty MILLER	JR	10:18.56	5/17/14	0.175	0.01	0.18
5000	13	Katie FLOOD	JR	15:45.60	4/4/14	8	0.66	8.66
5000	30	Katie KNIGHT	FR	15:58.42	4/4/14	0.7	0.22	0.92
5000	42	Megan GOETHALS	SR	16:04.86	4/17/14	0.2	0.00	0.20
10k	9	Megan GOETHALS	SR	33:05.77	4/4/14	14	1.07	15.07
10k	13	Lindsay FLANAGAN	SR	33:15.12	4/4/14	8	0.77	8.77
400H	18	Gianna WOODRUFF	JR	57.72	5/3/14	4	0.41	4.41
400H	25	Kayla STUECKLE	SR	57.96	4/23/14	0.95	0.28	1.23
PV	10	Diamara PLANELL CRUZ	JR	4.28m 14-½	5/17/14	12	0.89	12.89
PV	45	Elizabeth QUICK	FR	4.08m 13-¾	5/17/14	0.125	0.00	0.13
PV	49	Kristina OWSINSKI	SO	4.05m 13-¾	3/22/14	0.025	0.00	0.03
Team Total								53.53

42



East Carolina

Conference USA

▼ 2

Event	Scrd As	Athlete	Yr	Scored Mark	Date	Pl. Pts.	Bonus	TOTAL
Scored bests come from CURRENT season								
100	43	Tania MINKINS	SR	11.46w (2.4)	5/15/14	0.175	0.07	0.24
100	47	Tyshonda HAWKINS	JR	11.47 (2.0)	5/15/14	0.075	0.04	0.11
200	32	Tyshonda HAWKINS	JR	23.29 (-1.6)	5/15/14	0.6	0.18	0.78
100H	30	Erin TUCKER	SR	13.34w (2.1)	5/11/14	0.7	0.06	0.76
4x100	14	Minkins, Hawkins, Tucker, Dawson		44.38	5/15/14	7	0.68	7.68
4x400	39	Hawkins, Collins, Minkins, Goggins		3:37.18	5/11/14	0.275	0.07	0.35
HJ	2	Tynita BUTTS	SR	1.91m 6-3¼	5/15/14	28	4.43	32.43
DISC	37	Kayla PADGETT	JR	53.19m 174-6	4/24/14	0.35	0.00	0.35
HT	12	Kayla PADGETT	JR	63.50m 208-4	4/11/14	9	0.82	9.82
Team Total								52.51

43



Arkansas State

Sun Belt Conference

▼ 8

Event	Scrd As	Athlete	Yr	Scored Mark	Date	Pl. Pts.	Bonus	TOTAL
Scored bests come from CURRENT season								
100	8	Sharika NELVIS	SR	11.17w (3.5)	5/9/14	16	1.32	17.32
200	32	Sharika NELVIS	SR	23.29w (3.4)	4/26/14	0.6	0.18	0.78
10k	32	Kristina AUBERT	SR	33:54.20	4/4/14	0.6	0.10	0.70
100H	2	Sharika NELVIS	SR	12.67w (3.2)	5/9/14	28	2.97	30.97
LJ	23	Sharika NELVIS	SR	6.27m 20-7 (1.0)	5/9/14	1.5	0.30	1.80
Team Total								51.57

44



Michigan State

Big Ten Conference

▲ 3

Event	Scrd As	Athlete	Yr	Scored Mark	Date	Pl. Pts.	Bonus	TOTAL
Scored bests come from CURRENT season								
200	36	Alicia EVANS	JR	23.32w (2.8)	4/24/14	0.4	0.14	0.54
1500	7	Leah O'CONNOR	JR	4:15.13	5/16/14	18	1.17	3.17
Steeple	3	Leah O'CONNOR	JR	9:44.35	4/16/14	26	3.27	29.27
Steeple	20	Katie LANDWEHR	SO	10:09.87	4/16/14	3	0.44	3.44
5000	37	Rachele SCHULIST	FR	16:01.23	5/16/14	0.35	0.12	0.47
10k	38	Julia OTWELL	JR	34:00.20	5/16/14	0.3	0.01	0.31
4x100	33	Westney, Evans, Williams, Rose		44.91	5/16/14	0.55	0.15	0.70
PV	23	Lauren CHORNY	SO	4.18m 13-8½	5/16/14	1.5	0.23	1.73
PV	27	Sarah BIRKMEIER	JR	4.15m 13-7½	4/4/14	0.85	0.06	0.91
TJ	13	Tori FRANKLIN	JR	13.16m 43-2¼ (2.0)	5/16/14	8	0.71	8.71
TJ	43	Ashley STACEY	SR	12.80m 42-0 (-0.1)	3/28/14	0.175	0.00	0.17
Team Total								49.42

45



Oklahoma State

Big 12 Conference

▲ 17

Event	Scrd As	Athlete	Yr	Scored Mark	Date	Pl. Pts.	Bonus	TOTAL
Scored bests come from CURRENT season								
800	4	Savannah CAMACHO	FR	2:02.84	4/17/14	24	1.98	25.98
1500	39	Monika JUODESKAITE	JR	4:19.58	5/2/14	0.275	0.13	0.40
5000	34	Monika JUODESKAITE	JR	16:00.32	4/17/14	0.5	0.15	0.65
TJ	7	Viktorija SADOKHINA	FR	13.35mw 43-9¼ (4.0)	5/16/14	18	1.50	19.50
DISC	21	Ieva ZARANKAITE	FR	54.44m 178-7	5/16/14	2.5	0.28	2.78
Team Total								49.32

"Scrd As", short for "Scored As", Standing used for place points portion of performance's score combining preseason data (when applied) to current season data

Numbers in BLACK are both the performance's actual NCAA rank AND "scored as" rank Numbers in RED indicate actual NCAA rank does not exist or is worse than "scored as" rank Numbers in BLUE indicate actual NCAA rank is better than "scored as" rank

USTFCCCA Non-Member

Non-Member Schools Will NOT be ranked, beginning Week 2



USTFCCCA NCAA Division I National Team Computer Rankings

as of 5/19/2014 7:58:23 AM

2014 Outdoor Track & Field, Week #7

Only those who score >0.01 pts are shown
D denotes multiple-event rule in affect

WOMEN

46



Auburn

Southeastern Conference

▲ 8

Event	Scrd As	Athlete	Yr	Scored Mark	Date	Pl. Pts.	Bonus	TOTAL
Scored bests come from CURRENT season								
100	43	V'alonee ROBINSON	SR	11.46w (2.2)	4/18/14	0.175	0.07	0.24
100	43	Shekara MARTIN	FR	11.46w (3.3)	5/15/14	0.175	0.07	0.24
100H	18	Ebony MORRISON	FR	13.12w (3.2)	4/18/14	4	0.59	4.59
100H	21	Samantha SCARLETT	SO	13.18w (3.1)	4/18/14	2.5	0.44	2.94
4x100	12	Scarlett, Martin, Robinson, Morrison		44.29	5/15/14	9	0.80	9.80
TJ	9	Marshay RYAN	FR	13.20m 43-3¾ (0.4)	5/15/14	14	0.88	14.88
SP	11	Valentina MUZARIC	JR	17.08m 56-½	4/25/14	10	1.21	11.21
SP	17	Rachel DINCOFF	SO	16.51m 54-2	5/15/14	4.5	0.50	5.00
Team Total								48.90

47



Boston University

Patriot League

▼ 4

Event	Scrd As	Athlete	Yr	Scored Mark	Date	Pl. Pts.	Bonus	TOTAL
Scored bests come from CURRENT season								
4x400	46	Wiley, Levy, Maynard, Wood		3:38.77	4/24/14	0.1	0.00	0.10
HJ	3	Allison BARWISE	SR	1.89m 6-2¼	5/2/14	26	3.36	29.36
LJ	41	Nikko BRADY	SR	6.21m 20-4¾ (0.0)	4/24/14	0.225	0.01	0.24
HEPT	8	Allison BARWISE	SR	5,628	5/2/14	16	1.26	17.26
Team Total								46.95

48



UCF

American Athletic Conference

▼ 10

Event	Scrd As	Athlete	Yr	Scored Mark	Date	Pl. Pts.	Bonus	TOTAL
Scored bests come from CURRENT season								
100	26	Briana VAUGHN	SO	11.38 (1.6)	4/17/14	0.9	0.28	1.18
200	43	J'Nea BELLAMY	FR	23.38 (0.4)	5/2/14	0.175	0.05	0.22
400	25	Afia CHARLES	SR	52.77	5/2/14	0.95	0.31	1.26
400H	21	Sandy JEAN-CLAUDE	JR	57.87	5/2/14	2.5	0.33	2.83
4x100	15	Bellamy, Peterson, Clayton, Vaughn		44.42	5/16/14	6	0.62	6.62
4x400	9	Jean-Claude, Clayton, Jocelyn, Charles		3:32.59	5/2/14	14	0.86	14.86
LJ	7	Jen CLAYTON	SR	6.42m 21-¾ (-0.1)	4/26/14	18	1.49	19.49
Team Total								46.46

49



Notre Dame

Atlantic Coast Conference

▼ 7

Event	Scrd As	Athlete	Yr	Scored Mark	Date	Pl. Pts.	Bonus	TOTAL
Scored bests come from CURRENT season								
400	14	Margaret BAMGBOSE	SO	52.37	5/16/14	7	0.55	7.55
400	24	Michelle BROWN	SR	52.76	4/4/14	1	0.31	1.31
1500	43	Danielle ARAGON	SO	4:20.08	5/9/14	0.175	0.05	0.23
Steeple	12	Alexa ARAGON	SR	10:06.13	5/9/14	9	0.67	9.67
100H	10	Jade BARBER	JR	12.97 (-0.3)	4/23/14	12	1.09	13.09
400H	37	Kaila BARBER	JR	58.42	4/17/14	0.35	0.04	0.39
400H	47	Megan YANIK	SR	58.78	4/17/14	0.075	0.00	0.08
4x100	31	Barber, Barber, Brown, Urssery		44.90	4/23/14	0.65	0.16	0.81
4x400	10	Lalla, Barber, Rotondo, Bamgbose		3:32.65	5/16/14	12	0.84	12.84
SP	44	Emily MORRIS	JR	15.96m 52-4¾	4/17/14	0.15	0.00	0.15
Team Total								46.11

50



Princeton

Ivy League

▼ 5

Event	Scrd As	Athlete	Yr	Scored Mark	Date	Pl. Pts.	Bonus	TOTAL
Scored bests come from CURRENT season								
Steeple	34	Elizabeth BIRD	FR	10:16.47	4/24/14	0.5	0.11	0.61
5000	36	Megan CURHAM	FR	16:00.71	4/16/14	0.4	0.14	0.54
10k	17	Megan CURHAM	FR	33:24.79	5/10/14	4.5	0.58	5.08
TJ	33	Imani OLIVER	SR	12.91m 42-4¾ (1.1)	4/12/14	0.55	0.04	0.59
HT	1	Julia RATCLIFFE	SO	70.28m 230-7	4/16/14	30	4.90	34.90
Team Total								41.72

"Scrd As", short for "Scored As", Standing used for place points portion of performance's score combining preseason data (when applied) to current season data

Numbers in BLACK are both the performance's actual NCAA rank AND "scored as" rank Numbers in RED indicate actual NCAA rank does not exist or is worse than "scored as" rank Numbers in BLUE indicate actual NCAA rank is better than "scored as" rank

USTFCCCA Non-Member

Non-Member Schools Will NOT be ranked, beginning Week 2



USTFCCCA NCAA Division I National Team Computer Rankings

as of 5/19/2014 7:58:24 AM

2014 Outdoor Track & Field, Week #7

Only those who score >0.01 pts are shown
D denotes multiple-event rule in affect

WOMEN

51



Dartmouth

Ivy League

▼ 5

Event	Scrd As	Athlete	Yr	Scored Mark	Date	Pl. Pts.	Bonus	TOTAL
Scored bests come from CURRENT season								
▶ 800	37	Megan KRUMPOCH	SR	2:05.90	5/16/14	0.35	0.12	0.47
▶ 1500	42	Dana GIORDANO	SO	4:20.07	5/10/14	0.2	0.06	0.26
▶ Steeple	33	Sarah DELOZIER	JR	10:16.38	4/16/14	0.55	0.12	0.67
▶ 5000	5	Abbey D'AGOSTINO	SR	15:30.93	4/17/14	22	1.74	23.74
▶ 5000	21	Dana GIORDANO	SO	15:53.96	4/17/14	2.5	0.37	2.87
▶ 10k	10	Abbey D'AGOSTINO	SR	33:10.38	5/10/14	12	0.92	12.92
▶ 400H	42	Megan KRUMPOCH	SR	58.52	5/10/14	0.2	0.00	0.20
▶ HJ	37	Kaitlin WHITEHORN	SO	1.78m	5-10 5/10/14	0.35	0.00	0.35
Team Total								41.48

53



Colorado State

Mountain West Conference

▲ 7

Event	Scrd As	Athlete	Yr	Scored Mark		Date	Pl. Pts.	Bonus	TOTAL
Scored bests come from CURRENT season									
▶ SP	26	Jessica SHARBONO	SR	16.16m	53-¾	4/4/14	0.9	0.10	1.00
▶ SP	32	Aaliyah PETE	FR	16.07m	52-8¾	5/14/14	0.6	0.00	0.60
▶ DISC	4	Jessica SHARBONO	SR	58.86m	193-1	5/14/14	24	2.50	26.50
▶ DISC	30	Aaliyah PETE	FR	53.78m	176-5	5/14/14	0.7	0.07	0.77
▶ DISC	31	Kiah HICKS	JR	53.74m	176-3	5/3/14	0.65	0.06	0.71
▶ HT	14	Kiah HICKS	JR	62.85m	206-2	5/14/14	7	0.65	7.65
Team Total									37.23

54



Cornell

Ivy League

▼ 1

Event	Scrd As	Athlete	Yr	Scored Mark	Date	Pl. Pts.	Bonus	TOTAL
Scored bests come from CURRENT season								
400	44	Udeme AKPAETE	SO	53.24	5/10/14	0.15	0.03	0.18
Steeple	2	Rachel SORNA	SR	9:43.48	4/16/14	28	3.41	31.41
5000	23	Rachel SORNA	SR	15:54.31	4/4/14	1.5	0.36	1.86
10k	23	Rachel SORNA	SR	33:36.46	5/10/14	1.5	0.39	1.89
10k	42	Devin MCMAHON	SR	34:05.46	4/4/14	0.2	0.00	0.20
4x400	24	Kollesuah, Wilkinson, Airewele, Akpaete		3:35.50	5/16/14	1	0.32	1.32
Team Total								36.85

55



Purdue

Big Ten Conference

▲ 3

Event	Scrd As	Athlete	Yr	Scored Mark		Date	Pl. Pts.	Bonus	TOTAL
Scored bests come from CURRENT season									
▶ 800	19	Kari SHOOLBRAID	JR	2:04.66		4/19/14	3.5	0.52	4.02
▶ 800	26	Bre'Anna SMITH	SR	2:05.18		5/16/14	0.9	0.35	1.25
▶ Steeple	15	Blair DONEY	SR	10:08.23		4/23/14	6	0.52	6.52
▶ 100H	30	Ciana TABB	SR	13.34	(1.4)	5/16/14	0.7	0.06	0.76
▶ 4x400	19	Morrison, Jones, Shoolbraid, Smith		3:34.81		5/16/14	3.5	0.42	3.92
▶ PV	45	Jessica HARTER	JR	4.08m	13-4½	5/16/14	0.125	0.00	0.13
▶ LJ	28	Nikki NUNN	SR	6.26mw	20-6½ (3.5)	5/2/14	0.8	0.25	1.05
▶ TJ	33	Cierra BROWN	SO	12.91m	42-4¼ (1.3)	5/16/14	0.55	0.04	0.59
▶ SP	10	Dani BUNCH	SR	17.16m	56-¾	4/23/14	12	1.38	13.38
Team Total									31.61

52



UCLA

Pac-12 Conference

▼ 13

Event	Scrd As	Athlete	Yr	Scored Mark		Date	Pl. Pts.	Bonus	TOTAL
Scored bests come from CURRENT season									
▶ 5000	38	Kelsey SMITH	JR	16:01.30		4/4/14	0.3	0.12	0.42
▶ 100H	33	Brea BUCHANAN	JR	13.35	(0.4)	5/17/14	0.55	0.03	0.58
▶ 100H	39	Trinity WILSON	SO	13.39	(0.4)	5/17/14	0.275	0.00	0.28
▶ 4x100	34	Lewis, Price, Wilson, Buchanan		44.92		5/4/14	0.5	0.15	0.65
▶ HJ	13	Alexis WALKER	JR	1.82m	5-11½	5/10/14	8	0.51	8.51
▶ PV	16	Natasha KOLBO	SR	4.23m	13-10½	5/17/14	5	0.50	5.50
▶ PV	38	Elena CLARKE	SR	4.12m	13-6¼	4/5/14	0.3	0.00	0.30
▶ LJ	6	Kylie PRICE	JR	6.43m	21-1¼ (1.2)	4/12/14	20	1.59	21.59
▶ JAV	40	Zaybree HAURY	FR	48.50m	159-1	5/4/14	0.25	0.00	0.25
▶ HEPT	24	Alexis WALKER	JR	5,409		4/16/14	1	0.21	1.21
Team Total									39.28

"Scrd As", short for "Scored As", Standing used for place points portion of performance's score combining preseason data (when applied) to current season data

Numbers in BLACK are both the performance's actual NCAA rank AND "scored as" rank Numbers in RED indicate actual NCAA rank does not exist or is worse than "scored as" rank Numbers in BLUE indicate actual NCAA rank is better than "scored as" rank

USTFCCCA Non-Member

Non-Member Schools Will NOT be ranked, beginning Week 2



2014 Outdoor Track & Field, Week #7

Only those who score >0.01 pts are shown
D denotes multiple-event rule in affect

WOMEN

56



Bowling Green

Mid-American Conference

▲ 3

Event	Scrd As	Athlete	Yr	Scored Mark	Date	Pl. Pts.	Bonus	TOTAL
-------	---------	---------	----	-------------	------	----------	-------	-------

Scored bests come from CURRENT season

▶ HT	2	Brooke PLEGER	JR	67.97m	223-0	5/9/14	28	3.18	31.18
------	---	---------------	----	--------	-------	--------	----	------	-------

Team Total 31.18

57



William and Mary

Colonial Athletic Association

▲ 6

Event	Scrd As	Athlete	Yr	Scored Mark	Date	Pl. Pts.	Bonus	TOTAL
-------	---------	---------	----	-------------	------	----------	-------	-------

Scored bests come from CURRENT season

▶ 5000	26	Elaina BALOURIS	SR	15:56.85		4/3/14	0.9	0.27	1.17
--------	----	-----------------	----	----------	--	--------	-----	------	------

▶ 5000	27	Emily STITES	SO	15:57.04		4/3/14	0.85	0.27	1.12
--------	----	--------------	----	----------	--	--------	------	------	------

▶ 10k	5	Emily STITES	SO	32:41.55		4/17/14	22	1.95	23.95
-------	---	--------------	----	----------	--	---------	----	------	-------

▶ 10k	19	Elaina BALOURIS	SR	33:31.59		4/17/14	3.5	0.47	3.97
-------	----	-----------------	----	----------	--	---------	-----	------	------

Team Total 30.20

58



Georgetown

BIG EAST Conference

▼ 8

Event	Scrd As	Athlete	Yr	Scored Mark	Date	Pl. Pts.	Bonus	TOTAL
-------	---------	---------	----	-------------	------	----------	-------	-------

Scored bests come from CURRENT season

▶ 100	40	Amanda KIMBERS	SR	11.45w (3.7)		5/9/14	0.25	0.09	0.34
-------	----	----------------	----	--------------	--	--------	------	------	------

▶ 800	10	Sabrina SOUTHERLAND	FR	2:04.21		5/9/14	12	0.80	12.80
-------	----	---------------------	----	---------	--	--------	----	------	-------

▶ 800	12	Andrea KEKLAK	JR	2:04.36		5/4/14	9	0.70	9.70
-------	----	---------------	----	---------	--	--------	---	------	------

▶ 800	48	Becca DELOACHE	JR	2:06.32		5/4/14	0.05	0.00	0.05
-------	----	----------------	----	---------	--	--------	------	------	------

▶ 800	49	Rachel SCHNEIDER	SR	2:06.46		5/16/14	0.025	0.00	0.03
-------	----	------------------	----	---------	--	---------	-------	------	------

▶ 1500	18	Rachel SCHNEIDER	SR	4:17.04		5/4/14	4	0.60	4.60
--------	----	------------------	----	---------	--	--------	---	------	------

▶ 1500	21	Andrea KEKLAK	JR	4:17.63		5/9/14	D 2.5	0.42	2.42
--------	----	---------------	----	---------	--	--------	-------	------	------

▶ 400H	49	Deseree KING	JR	58.79		5/9/14	0.025	0.00	0.03
--------	----	--------------	----	-------	--	--------	-------	------	------

▶ 4x400	49	Cox, King, Nkenke, Doaty		3:39.29		5/9/14	0.025	0.00	0.03
---------	----	--------------------------	--	---------	--	--------	-------	------	------

Team Total 29.99

59



Eastern Michigan

Mid-American Conference

▲ 42

Event	Scrd As	Athlete	Yr	Scored Mark	Date	Pl. Pts.	Bonus	TOTAL
-------	---------	---------	----	-------------	------	----------	-------	-------

Scored bests come from CURRENT season

▶ Steeple	11	Victoria VORONKO	JR	10:05.94		5/15/14	10	0.69	10.69
-----------	----	------------------	----	----------	--	---------	----	------	-------

▶ HJ	13	Kate WOLANIN	JR	1.82m	5-11½	5/15/14	8	0.51	8.51
------	----	--------------	----	-------	-------	---------	---	------	------

▶ HEPT	12	Sarah CHAUCHARD	SR	5,574		5/15/14	9	0.85	9.85
--------	----	-----------------	----	-------	--	---------	---	------	------

Team Total 29.05

60



Southern Utah

Big Sky Conference

▼ 5

Event	Scrd As	Athlete	Yr	Scored Mark	Date	Pl. Pts.	Bonus	TOTAL
-------	---------	---------	----	-------------	------	----------	-------	-------

Scored bests come from CURRENT season

▶ SP	22	Kayla KOVAR	SR	16.36m	53-8¼	3/7/14	2	0.33	2.33
------	----	-------------	----	--------	-------	--------	---	------	------

▶ DISC	23	Kayla KOVAR	SR	54.27m	178-0	3/27/14	1.5	0.23	1.73
--------	----	-------------	----	--------	-------	---------	-----	------	------

▶ HT	6	Kayla KOVAR	SR	66.08m	216-9	4/17/14	20	1.94	21.94
------	---	-------------	----	--------	-------	---------	----	------	-------

▶ HEPT	22	Shaye SPRINGALL	SR	5,454		3/27/14	2	0.38	2.38
--------	----	-----------------	----	-------	--	---------	---	------	------

Team Total 28.37

61



Marshall

Conference USA

▲ 4

Event	Scrd As	Athlete	Yr	Scored Mark	Date	Pl. Pts.	Bonus	TOTAL
-------	---------	---------	----	-------------	------	----------	-------	-------

Scored bests come from CURRENT season

▶ TJ	4	Jasia RICHARDSON	SR	13.56mw	44-6 (4.0)	4/11/14	24	2.60	26.60
------	---	------------------	----	---------	------------	---------	----	------	-------

Team Total 26.60

62



Indiana State

Missouri Valley Conference

▲ 2

Event	Scrd As	Athlete	Yr	Scored Mark	Date	Pl. Pts.	Bonus	TOTAL
-------	---------	---------	----	-------------	------	----------	-------	-------

Scored bests come from CURRENT season

▶ 100	12	Katie WISE	SO	11.23 (1.7)		5/16/14	9	0.84	9.84
-------	----	------------	----	-------------	--	---------	---	------	------

▶ 200	17	Katie WISE	SO	23.06 (1.2)		5/16/14	4.5	0.52	5.02
-------	----	------------	----	-------------	--	---------	-----	------	------

▶ 4x100	26	Camble, Wise, Marrero, Obasih		44.76		5/9/14	0.9	0.26	1.16
---------	----	-------------------------------	--	-------	--	--------	-----	------	------

▶ PV	19	Kimyanna RUDOLPH	SO	4.20m	13-9¼	4/3/14	3.5	0.34	3.84
------	----	------------------	----	-------	-------	--------	-----	------	------

▶ TJ	46	Carmelia STEWART	JR	12.79m	41-11½ (0.1)	4/3/14	0.1	0.00	0.10
------	----	------------------	----	--------	--------------	--------	-----	------	------

▶ SP	16	Mary THEISEN	SR	16.74m	54-11¼	4/12/14	5	0.76	5.76
------	----	--------------	----	--------	--------	---------	---	------	------

▶ DISC	29	Mary THEISEN	SR	53.82m	176-7	4/18/14	0.75	0.08	0.83
--------	----	--------------	----	--------	-------	---------	------	------	------

Team Total 26.55

"Scrd As", short for "Scored As", Standing used for place points portion of performance's score combining preseason data (when applied) to current season data

Numbers in BLACK are both the performance's actual NCAA rank AND "scored as" rank Numbers in RED indicate actual NCAA rank does not exist or is worse than "scored as" rank Numbers in BLUE indicate actual NCAA rank is better than "scored as" rank

USTFCCCA Non-Member

Non-Member Schools Will NOT be ranked, beginning Week 2



USTFCCCA NCAA Division I National Team Computer Rankings

as of 5/19/2014 7:58:24 AM

2014 Outdoor Track & Field, Week #7

Only those who score >0.01 pts are shown
D denotes multiple-event rule in affect

WOMEN

63



Houston

American Athletic Conference

▼ 6

Event	Scrd As	Athlete	Yr	Scored Mark	Date	Pl. Pts.	Bonus	TOTAL
Scored bests come from CURRENT season								
▶ 400	49	Brittany WALLACE	SR	53.34	5/2/14	0.025	0.00	0.03
▶ 100H	20	Sade Mariah GREENIDGE	JR	13.17w (3.9)	4/12/14	3	0.47	3.47
▶ 400H	23	Sade Mariah GREENIDGE	JR	57.90	5/2/14	1.5	0.31	1.81
▶ 4x100	10	Carter, Brewer, Perkins, Onwumere		44.22	3/26/14	12	0.90	12.90
▶ 4x400	21	Wallace, Onwumere, Young, Moody		3:34.95	4/24/14	2.5	0.40	2.90
▶ PV	17	Karley KING	SR	4.21m 13-9½	4/26/14	4.5	0.39	4.89
Team Total								26.00

64



Providence

BIG EAST Conference

▲ 2

Event	Scrd As	Athlete	Yr	Scored Mark	Date	Pl. Pts.	Bonus	TOTAL
Scored bests come from CURRENT season								
▶ 5000	6	Sarah COLLINS	SO	15:31.03	4/4/14	20	1.73	21.73
▶ 5000	29	Laura NAGEL	JR	15:58.33	5/4/14	0.75	0.22	0.97
▶ 10k	22	Sarah COLLINS	SO	33:36.36	5/9/14	2	0.39	2.39
Team Total								25.09

65



Northern Arizona

Big Sky Conference

▼ 4

Event	Scrd As	Athlete	Yr	Scored Mark	Date	Pl. Pts.	Bonus	TOTAL
Scored bests come from CURRENT season								
▶ HJ	37	Lauren LASZCZAK	SR	1.78m 5-10	3/26/14	0.35	0.00	0.35
▶ DISC	11	Julia VIBERG	SO	56.13m 184-2	5/3/14	10	0.82	10.82
▶ HT	10	Lauren STUART	SR	64.55m 211-9	3/26/14	12	1.16	13.16
▶ HT	43	Brooke ANDERSEN	FR	59.37m 194-9	5/14/14	0.175	0.00	0.17
▶ JAV	37	Kylene KNUTSEN	SO	48.90m 160-5	3/26/14	0.35	0.00	0.35
Team Total								24.86

66



Louisiana Tech

Conference USA

▲ 18

Event	Scrd As	Athlete	Yr	Scored Mark	Date	Pl. Pts.	Bonus	TOTAL
Scored bests come from CURRENT season								
▶ 100H	12	Kim FRANCIS	SR	13.02 (1.9)	4/19/14	9	0.84	9.84
▶ 4x100	24	Francis, Blount, Walker, Craddock		44.68	5/15/14	1	0.31	1.31
▶ 4x400	40	Craddock, Blount, Henderson, Bailey		3:37.46	3/26/14	0.25	0.03	0.28
▶ HJ	37	Chloe LAUTRIC	FR	1.78m 5-10	3/26/14	0.35	0.00	0.35
▶ LJ	10	Charla CRADDOCK	JR	6.37m 20-10½ (-1.8)	5/15/14	12	1.02	13.02
Team Total								24.81

67



Tennessee

Southeastern Conference

▼ 11

Event	Scrd As	Athlete	Yr	Scored Mark	Date	Pl. Pts.	Bonus	TOTAL
Scored bests come from CURRENT season								
▶ 100	47	Emily YARNELL	SO	11.47w (2.5)	4/10/14	0.075	0.04	0.11
▶ 200	19	Felicia BROWN	SO	23.10w (2.8)	4/10/14	3.5	0.46	3.96
▶ 200	40	Felecia MAJORS	FR	23.36w (2.7)	4/10/14	0.25	0.08	0.33
▶ 200	43	Emily YARNELL	SO	23.38w (2.7)	4/10/14	0.175	0.05	0.22
▶ 400	40	Felecia MAJORS	FR	53.12	4/3/14	0.25	0.10	0.35
▶ 800	23	Alexis PANISSE	SO	2:05.04	5/15/14	1.5	0.39	1.89
▶ 800	43	Kianna RUFF	SR	2:06.13	5/15/14	0.175	0.05	0.23
▶ 1500	34	Alexis PANISSE	SO	4:19.44	5/15/14	0.5	0.15	0.65
▶ 10k	11	Chelsea BLAASE	FR	33:13.94	4/4/14	10	0.80	10.80
▶ 4x100	44	Brown, Majors, McDougald, Yarnell		45.15	4/3/14	0.15	0.00	0.15
▶ 4x400	41	Brown, Majors, Ruff, Jackson		3:37.53	4/3/14	0.225	0.02	0.25
▶ PV	49	Erin CHAMPION	JR	4.05m 13-3½	4/3/14	0.025	0.00	0.03
▶ PV	49	Linda HADFIELD	SR	4.05m 13-3½	4/3/14	0.025	0.00	0.03
▶ TJ	28	Allison OUTERBRIDGE	SR	12.98mw 42-7 (2.2)	4/10/14	0.8	0.19	0.99
▶ SP	19	Cassie WERTMAN	SO	16.41m 53-10½	4/3/14	3.5	0.39	3.89
▶ SP	41	Aslynn HALVORSON	SR	15.99m 52-5½	5/15/14	0.225	0.00	0.22
Team Total								24.09

"Scrd As", short for "Scored As", Standing used for place points portion of performance's score combining preseason data (when applied) to current season data

Numbers in BLACK are both the performance's actual NCAA rank AND "scored as" rank Numbers in RED indicate actual NCAA rank does not exist or is worse than "scored as" rank Numbers in BLUE indicate actual NCAA rank is better than "scored as" rank

USTFCCCA Non-Member

Non-Member Schools Will NOT be ranked, beginning Week 2



2014 Outdoor Track & Field, Week #7

Only those who score >0.01 pts are shown
D denotes multiple-event rule in affect

WOMEN

68



Rice

Conference USA

▲ 9

Event	Scrd As	Athlete	Yr	Scored Mark		Date	Pl. Pts.	Bonus	TOTAL
Scored bests come from CURRENT season									
▶ Steeple	20	Heather OLSON	SR	10:09.87		5/15/14	3	0.44	3.44
▶ PV	17	Mckenzie JOHNSON	SO	4.21m	13-9%	4/26/14	4.5	0.39	4.89
▶ SP	9	Claire UKE	JR	17.18m	56-4½	5/15/14	14	1.43	15.43
▶ DISC	43	Claire UKE	JR	52.62m	172-7	5/15/14	0.175	0.00	0.17
Team Total									23.93

69



Clemson

Atlantic Coast Conference

▼ 17

Event	Scrd As	Athlete	Yr	Scored Mark		Date	Pl. Pts.	Bonus	TOTAL
Scored bests come from CURRENT season									
▶ 400	18	Marlena WESH	SR	52.44		5/9/14	4	0.50	4.50
▶ 400	38	Olivia JAMES	FR	53.02		5/9/14	0.3	0.16	0.46
▶ 4x100	49	Fountain, Wesh, Amsterdam, James		45.23		3/26/14	0.025	0.00	0.03
▶ 4x400	13	James, Fluker, Fountain, Wesh		3:32.87		5/16/14	8	0.77	8.77
▶ HJ	18	Mimi LAND	SO	1.81m	5-11¼	4/17/14	4	0.33	4.33
▶ LJ	23	Whitney FOUNTAIN	JR	6.27m	20-7 (0.0)	5/16/14	1.5	0.30	1.80
▶ TJ	22	Whitney FOUNTAIN	JR	13.03m	42-9 (1.8)	5/9/14	2	0.29	2.29
▶ TJ	25	Mimi LAND	SO	13.00mw	42-8 (2.6)	5/9/14	0.95	0.23	1.18
Team Total									23.36

70



TCU

Big 12 Conference

unch

Event	Scrd As	Athlete	Yr	Scored Mark		Date	Pl. Pts.	Bonus	TOTAL
Scored bests come from CURRENT season									
▶ 100	47	Lorraine UGEN	SR	11.47wcA	11.44 (3.8)	5/16/14	0.075	0.04	0.11
▶ 400	35	Brianni THOMAS	SR	52.97cA	52.86	5/16/14	0.45	0.19	0.64
▶ 4x100	34	Paiement, Moore, Jones, Ugen		44.92		3/20/14	0.5	0.15	0.65
▶ 4x400	42	Terry, Jones, Peters, Thomas		3:37.89		3/26/14	0.2	0.00	0.20
▶ LJ	13	Lorraine UGEN	SR	6.35m	20-10 (0.0)	4/3/14	8	0.84	8.84
▶ SP	18	Megan SMITH	JR	16.44m	53-11½	5/16/14	4	0.42	4.42
▶ DISC	14	Megan SMITH	JR	55.24m	181-3	4/12/14	7	0.54	7.54
Team Total									22.39

71



Miami (Ohio)

Mid-American Conference

▲ 17

Event	Scrd As	Athlete	Yr	Scored Mark	Date	Pl. Pts.	Bonus	TOTAL	
Scored bests come from CURRENT season									
► JAV	6	Victoria PATERRA	SR	55.91m	183-5	5/15/14	20	2.09	22.09
Team Total								22.09	

72



South Carolina

Southeastern Conference

▲ 9

Event	Scrd As	Athlete	Yr	Scored Mark		Date	Pl. Pts.	Bonus	TOTAL
Scored bests come from CURRENT season									
▶ 400	33	Precious HOLMES	FR	52.89		3/20/14	0.55	0.24	0.79
▶ 100H	46	Chalese DAVIS	SO	13.42w	(2.4)	3/28/14	0.1	0.00	0.10
▶ 400H	19	Tyler BROCKINGTON	SO	57.74		5/15/14	3.5	0.40	3.90
▶ 400H	43	Tamera HARRIS	JR	58.58		4/3/14	0.175	0.00	0.17
▶ 4x100	16	Brockington, Harris, Bandy, Johnson		44.50		5/15/14	5	0.51	5.51
▶ 4x400	23	Johnson, Haith, Brockington, Harris		3:35.49		5/15/14	1.5	0.32	1.82
▶ HJ	37	Sarah GRAHAM	SO	1.78m	5-10	5/15/14	0.35	0.00	0.35
▶ PV	14	Petra OLSEN	SR	4.26m	13-11%	3/28/14	7	0.68	7.68
Team Total									20.31

73



Cincinnati

American Athletic Conference

▼ 2

Event	Scrd As	Athlete	Yr	Scored Mark	Date	Pl. Pts.	Bonus	TOTAL	
Scored bests come from CURRENT season									
▶ 400	47	Kenya WOODALL	SO	53.26	5/16/14	0.075	0.02	0.09	
▶ HJ	7	Erika HURD	SO	1.84m	6-½	4/23/14	18	1.21	19.21
▶ PV	43	Alyssa MCBRIDE	SO	4.10m	13-5%	3/22/14	0.175	0.00	0.17
Team Total								19.48	

"Scrd As", short for "Scored As", Standing used for place points portion of performance's score combining preseason data (when applied) to current season data

Numbers in BLACK are both the performance's actual NCAA rank AND "scored as" rank Numbers in RED indicate actual NCAA rank does not exist or is worse than "scored as" rank Numbers in BLUE indicate actual NCAA rank is better than "scored as" rank

USTFCCCA Non-Member

Non-Member Schools Will NOT be ranked, beginning Week 2



2014 Outdoor Track & Field, Week #7

Only those who score >0.01 pts are shown
D denotes multiple-event rule in affect

WOMEN

74



Ohio State

Big Ten Conference

▲ 9

Event	Scrd As	Athlete	Yr	Scored Mark	Date	Pl. Pts.	Bonus	TOTAL
Scored bests come from CURRENT season								
▶ 100	26	Ashlee ABRAHAM	SR	11.38 (1.5)	4/5/14	0.9	0.28	1.18
▶ 200	38	Ashlee ABRAHAM	SR	23.33w (2.1)	4/5/14	0.3	0.12	0.42
▶ 400	39	Sonikqua WALKER	SO	53.10	5/16/14	0.275	0.11	0.39
▶ 400	49	Aaliyah BARNES	FR	53.34	3/28/14	0.025	0.00	0.03
▶ 800	25	Katie BORCHERS	JR	2:05.17	5/16/14	0.95	0.35	1.30
▶ 100H	35	Alexandria JOHNSON	JR	13.37 (1.4)	5/16/14	0.45	0.00	0.45
▶ 100H	47	Alexis FRANKLIN	SO	13.43 (1.4)	5/16/14	0.075	0.00	0.08
▶ 400H	11	Alexis FRANKLIN	SO	57.06	5/16/14	10	0.93	10.93
▶ 4x100	19	Everson, Abraham, Barnes, Pedro		44.52	4/23/14	3.5	0.48	3.98
▶ 4x400	48	Johnson, Barnes, Franklin, Walker		3:39.13	5/16/14	0.05	0.00	0.05
Team Total								18.80

75



Coppin State

Mid-Eastern Athletic Conference

▼ 2

Event	Scrd As	Athlete	Yr	Scored Mark	Date	Pl. Pts.	Bonus	TOTAL
Scored bests come from CURRENT season								
▶ HJ	10	Deandra DANIEL	SO	1.83m 6-0	4/18/14	12	0.85	12.85
▶ TJ	16	Christina EPPS	SR	13.12m 43-½ (0.1)	5/16/14	5	0.55	5.55
Team Total								18.39

76



Minnesota

Big Ten Conference

▲ 35

Event	Scrd As	Athlete	Yr	Scored Mark	Date	Pl. Pts.	Bonus	TOTAL
Scored bests come from CURRENT season								
▶ Steeple	27	Kelli BUDD	SR	10:14.53	4/23/14	0.85	0.21	1.06
▶ Steeple	46	Katie MORACZEWSKI	SR	10:19.51	4/4/14	0.1	0.00	0.10
▶ 10k	49	Liz BERKHOLTZ	SO	34:12.67	4/4/14	0.025	0.00	0.03
▶ 4x400	22	Markland, Waldvogel, Adderly, Geyen		3:35.07	5/16/14	2	0.38	2.38
▶ HT	36	Devin STANFORD	JR	59.92m 196-7	4/11/14	0.4	0.00	0.40
▶ JAV	12	Nicolle MURPHY	FR	53.58m 175-9	5/16/14	9	1.08	10.08
▶ JAV	38	Jess HERAUF	SO	48.65m 159-7	5/16/14	0.3	0.00	0.30
▶ HEPT	20	Jess HERAUF	SO	5,490	5/16/14	3	0.52	3.52
Team Total								17.86

77




George Mason

Atlantic 10 Conference

▼ 5

Event	Scrd As	Athlete	Yr	Scored Mark	Date	Pl. Pts.	Bonus	TOTAL
Scored bests come from CURRENT season								
▶ 100H	41	Shavon BRISCOE	JR	13.40 (0.8)	5/3/14	0.225	0.00	0.22
▶ 4x400	38	Williams, Graham, Briscoe, Barron		3:36.88	4/3/14	0.3	0.11	0.41
▶ PV	8	Mandissa MARSHALL	SR	4.30m 14-1¼	4/24/14	16	1.11	17.11
Team Total								17.75

78



Connecticut

American Athletic Conference

▲ 7

Event	Scrd As	Athlete	Yr	Scored Mark	Date	Pl. Pts.	Bonus	TOTAL
Scored bests come from CURRENT season								
▶ 400	29	Celina EMERSON	SR	52.80	5/2/14	0.75	0.29	1.04
▶ 4x100	49	Anderson, Emerson, Smith-Jenkins, Joseph		45.23	5/16/14	0.025	0.00	0.03
▶ 4x400	11	Emerson, Dismuke, Smith-Jenkins, Joseph		3:32.83	5/2/14	10	0.78	10.78
▶ TJ	18	Odrine BELOT	SO	13.11m 43-¾ (1.8)	5/16/14	4	0.50	4.50
▶ HEPT	33	Saija BIKANOVA	SO	5,352	5/16/14	0.55	0.00	0.55
Team Total								16.90

79



Syracuse

Atlantic Coast Conference

▼ 4

Event	Scrd As	Athlete	Yr	Scored Mark	Date	Pl. Pts.	Bonus	TOTAL
Scored bests come from CURRENT season								
▶ 5000	17	Sarah PAGANO	SR	15:48.87	4/4/14	4.5	0.54	5.04
▶ 5000	32	Margo MALONE	SO	15:59.13	5/4/14	0.6	0.19	0.79
▶ 10k	12	Margo MALONE	SO	33:15.02	4/17/14	9	0.77	9.77
▶ 10k	26	Sarah PAGANO	SR	33:42.14	4/17/14	0.9	0.29	1.19
Team Total								16.80

"Scrd As", short for "Scored As", Standing used for place points portion of performance's score combining preseason data (when applied) to current season data

Numbers in BLACK are both the performance's actual NCAA rank AND "scored as" rank Numbers in RED indicate actual NCAA rank does not exist or is worse than "scored as" rank Numbers in BLUE indicate actual NCAA rank is better than "scored as" rank

USTFCCCA Non-Member

Non-Member Schools Will NOT be ranked, beginning Week 2



USTFCCCA NCAA Division I National Team Computer Rankings

as of 5/19/2014 7:58:25 AM

2014 Outdoor Track & Field, Week #7

Only those who score >0.01 pts are shown
D denotes multiple-event rule in affect

WOMEN

80



Columbia
Ivy League

▼ 4

Event	Scrd As	Athlete	Yr	Scored Mark	Date	Pl. Pts.	Bonus	TOTAL
Scored bests come from CURRENT season								
5000	9	Waverly NEER	JR	15:37.85	4/4/14	14	1.10	15.10
TJ	32	Nadia EKE	JR	12.92m	42-4 $\frac{1}{2}$ (0.0)	5/10/14	0.6	0.06 0.66
Team Total								15.76

81



Virginia
Atlantic Coast Conference

▼ 14

Event	Scrd As	Athlete	Yr	Scored Mark	Date	Pl. Pts.	Bonus	TOTAL
Scored bests come from CURRENT season								
200	49	Jordan LAVENDER	JR	23.42	(0.4)	4/17/14	0.025	0.00 0.03
400	20	Jordan LAVENDER	JR	52.48		4/17/14	3	0.48 3.48
800	22	Vanessa FABRIZIO	JR	2:04.77		4/17/14	2	0.47 2.47
4x100	45	Wright, Chaney, Lavender		45.19	3/22/14	0.125	0.00	0.13
4x400	28	Ezumah, Lavender, Fabrizio, Wright		3:35.74	4/17/14	0.8	0.28	1.08
LJ	21	Edy NDEM	SR	6.28mw	20-7 $\frac{1}{2}$ (2.2)	5/16/14	2.5	0.35 2.85
TJ	16	Dallas ROSE	SR	13.12m	43- $\frac{1}{2}$ (1.9)	5/9/14	5	0.55 5.55
Team Total								15.57

82



California
Pac-12 Conference

▲ 5

Event	Scrd As	Athlete	Yr	Scored Mark	Date	Pl. Pts.	Bonus	TOTAL
Scored bests come from CURRENT season								
5000	19	Kelsey SANTISTEBAN	JR	15:52.94	5/4/14	3.5	0.40	3.90
10k	20	Kelsey SANTISTEBAN	JR	33:31.85	4/4/14	3	0.46	3.46
LJ	38	Malaina PAYTON	SR	6.22m	20-5 (2.0)	4/5/14	0.3	0.06 0.36
SP	29	Chioma AMAECHI	JR	16.13m	52-11	4/12/14	0.75	0.07 0.82
HT	15	Shelby ASHE	SO	62.82m	206-1	5/17/14	6	0.64 6.64
Team Total								15.18

83



Wisconsin
Big Ten Conference

▲ 33

Event	Scrd As	Athlete	Yr	Scored Mark	Date	Pl. Pts.	Bonus	TOTAL
Scored bests come from CURRENT season								
1500	10	Molly HANSON	SO	4:15.55	5/16/14	12	1.04	13.04
10k	37	Emma-Lisa MURPHY	FR	34:00.02	5/16/14	0.35	0.01	0.36
JAV	32	Brianna BOWER	SO	49.95m	163-10	5/16/14	0.6	0.00 0.60
HEPT	25	Georgia ELLENWOOD	FR	5,400	4/10/14	0.95	0.17	1.12
Team Total								15.12

84



South Alabama
Sun Belt Conference

▼ 15

Event	Scrd As	Athlete	Yr	Scored Mark	Date	Pl. Pts.	Bonus	TOTAL
Scored bests come from CURRENT season								
TJ	10	Kaitlyn BEANS	FR	13.19mw	43-3 $\frac{3}{4}$ (2.2)	5/9/14	12	0.84 12.84
HT	37	Bobbie WILLIAMSON	SR	59.79m	196-2	4/18/14	0.35	0.00 0.35
JAV	42	Leah HIXON	SR	48.42m	158-10	3/14/14	0.2	0.00 0.20
HEPT	29	Noelle JONES	SR	5,381	5/9/14	0.75	0.10	0.85
HEPT	43	Leah HIXON	SR	5,295	5/9/14	0.175	0.00	0.17
Team Total								14.41

85



Iowa
Big Ten Conference

▲ 4

Event	Scrd As	Athlete	Yr	Scored Mark	Date	Pl. Pts.	Bonus	TOTAL
Scored bests come from CURRENT season								
400	25	Elexis GUSTER	FR	52.77	5/16/14	0.95	0.31	1.26
400H	20	Montayla HOLDER	SO	57.81	5/16/14	3	0.36	3.36
4x100	18	Kwaza, Guster, Hernandez, Brown		44.51	4/23/14	4	0.49	4.49
4x400	20	Guster, Hernandez, Holder, Kwaza		3:34.83	4/4/14	3	0.41	3.41
LJ	45	Zinnia MILLER	SR	6.20m	20-4 $\frac{1}{2}$ (0.4)	5/16/14	0.125	0.00 0.13
TJ	41	Zinnia MILLER	SR	12.81m	42- $\frac{1}{2}$ (2.0)	5/16/14	0.225	0.00 0.22
HT	31	Annemie SMITH	JR	60.38m	198-1	3/28/14	0.65	0.00 0.65
Team Total								13.53

"Scrd As", short for "Scored As", Standing used for place points portion of performance's score combining preseason data (when applied) to current season data

Numbers in BLACK are both the performance's actual NCAA rank AND "scored as" rank Numbers in RED indicate actual NCAA rank does not exist or is worse than "scored as" rank Numbers in BLUE indicate actual NCAA rank is better than "scored as" rank

USTFCCCA Non-Member

Non-Member Schools Will NOT be ranked, beginning Week 2



USTFCCCA NCAA Division I National Team Computer Rankings

as of 5/19/2014 7:58:25 AM

2014 Outdoor Track & Field, Week #7

Only those who score >0.01 pts are shown
D denotes multiple-event rule in affect

WOMEN

86



SMU

American Athletic Conference

▼ 8

Event	Scrd As	Athlete	Yr	Scored Mark	Date	Pl. Pts.	Bonus	TOTAL
Scored bests come from CURRENT season								
100	40	Stephanie KALU	JR	11.45wca	11.42 (2.6)	4/5/14	0.25	0.09 0.34
Steeple	38	Tova MAGNUSSON	FR	10:17.84		5/2/14	0.3	0.04 0.34
Steeple	44	Shanoah SOUZA	SO	10:18.74		5/2/14	0.15	0.00 0.15
HJ	37	Lisa EGARTER	SR	1.78m	5-10	4/18/14	0.35	0.00 0.35
SP	43	Helena PEREZ	SR	15.97m	52-4½	5/2/14	0.175	0.00 0.17
DISC	45	Rayann CHIN	JR	52.48m	172-2	4/18/14	0.125	0.00 0.13
HT	22	Helena PEREZ	SR	61.34m	201-3	4/18/14	2	0.25 2.25
JAV	21	Lucija CVITANOVIC	SO	50.63m	166-1	5/2/14	2.5	0.19 2.69
HEPT	16	Lucija CVITANOVIC	SO	5,534		5/2/14	5	0.69 5.69
Team Total								12.12

87



Wake Forest

Atlantic Coast Conference

▼ 7

Event	Scrd As	Athlete	Yr	Scored Mark	Date	Pl. Pts.	Bonus	TOTAL
Scored bests come from CURRENT season								
HJ	37	Nyki CALDWELL	JR	1.78m	5-10	3/21/14	0.35	0.00 0.35
PV	45	Sydney WHITE	SO	4.08m	13-4½	5/16/14	0.125	0.00 0.13
JAV	11	Jessie MERCKLE	SO	53.94m	176-11	4/17/14	10	1.19 11.19
HEPT	35	Alyssa THOMPSON	FR	5,343		4/17/14	0.45	0.00 0.45
Team Total								12.12

88



Washington State

Pac-12 Conference

▲ 30

Event	Scrd As	Athlete	Yr	Scored Mark	Date	Pl. Pts.	Bonus	TOTAL
Scored bests come from CURRENT season								
800	34	Abby REGAN	JR	2:05.82		5/3/14	0.5	0.15 0.65
800	47	Courtney ZALUD	SR	2:06.30		5/3/14	0.075	0.00 0.08
1500	31	Ruby ROBERTS	SR	4:18.57		4/17/14	0.65	0.27 0.92
1500	36	Abby REGAN	JR	4:19.49		4/17/14	0.4	0.14 0.54
4x100	43	Logan, Keel, Ekelem, Darden		45.06		4/12/14	0.175	0.05 0.22
HJ	13	Charlotte MUSCHAMP	JR	1.82m	5-11½	5/17/14	8	0.51 8.51
PV	38	Kristine FELIX	SO	4.12m	13-6½	5/9/14	0.3	0.00 0.30
TJ	38	Charlotte MUSCHAMP	JR	12.83mw	42-1¼ (3.6)	5/17/14	0.3	0.00 0.30
JAV	38	Celena WARD	JR	48.65m	159-7	4/26/14	0.3	0.00 0.30
HEPT	39	Alissa BROOKS-JOHNSON	FR	5,325		5/10/14	0.275	0.00 0.28
Team Total								12.10

89



UC Davis

Big West Conference

▼ 15

Event	Scrd As	Athlete	Yr	Scored Mark	Date	Pl. Pts.	Bonus	TOTAL
Scored bests come from CURRENT season								
100	11	Ashley MARSHALL	JR	11.22w	(3.4)	5/2/14	10	0.90 10.90
200	38	Ashley MARSHALL	JR	23.33w	(3.8)	5/2/14	0.3	0.12 0.42
5000	41	Alycia CRIDEBRING	SR	16:03.90		5/4/14	0.225	0.03 0.26
4x100	40	Marshall, Miller, Nixon, Reed		45.02		5/2/14	0.25	0.08 0.33
Team Total								11.91

90



Butler

BIG EAST Conference

▼ 8

Event	Scrd As	Athlete	Yr	Scored Mark	Date	Pl. Pts.	Bonus	TOTAL
Scored bests come from CURRENT season								
1500	17	Kirsty LEGG	SR	4:16.72		5/9/14	4.5	0.69 5.19
5000	15	Mara OLSON	JR	15:47.14		4/17/14	6	0.60 6.60
Team Total								11.80

"Scrd As", short for "Scored As", Standing used for place points portion of performance's score combining preseason data (when applied) to current season data

Numbers in BLACK are both the performance's actual NCAA rank AND "scored as" rank Numbers in RED indicate actual NCAA rank does not exist or is worse than "scored as" rank Numbers in BLUE indicate actual NCAA rank is better than "scored as" rank

USTFCCCA Non-Member

Non-Member Schools Will NOT be ranked, beginning Week 2



USTFCCCA NCAA Division I National Team Computer Rankings

as of 5/19/2014 7:58:25 AM

2014 Outdoor Track & Field, Week #7

Only those who score >0.01 pts are shown
D denotes multiple-event rule in affect

WOMEN

91



North Carolina

Atlantic Coast Conference

▼12

Event	Scrd As	Athlete	Yr	Scored Mark	Date	Pl. Pts.	Bonus	TOTAL	
Scored bests come from CURRENT season									
▶ 1500	25	Elizabeth WHELAN	SO	4:18.00	4/4/14	0.95	0.36	1.31	
▶ 5000	47	Annie LEHARDY	JR	16:06.83	5/4/14	0.075	0.00	0.08	
▶ HJ	37	Emily GODWIN	FR	1.78m	5-10	4/17/14	0.35	0.00	0.35
▶ PV	23	Cameron OVERSTREET	JR	4.18m	13-8½	4/17/14	1.5	0.23	1.73
▶ PV	45	Caroline BRAILSFORD	FR	4.08m	13-4½	5/16/14	0.125	0.00	0.13
▶ TJ	36	Tristine JOHNSON	SR	12.86m	42-2¼ (0.0)	4/3/14	0.4	0.00	0.40
▶ SP	23	Sarah HOWARD	SO	16.29m	53-5½	5/9/14	1.5	0.25	1.75
▶ HEPT	17	Xenia RAHN	JR	5,523	3/26/14	4.5	0.64	5.14	
▶ HEPT	32	Tory KEMP	SO	5,366	5/9/14	0.6	0.04	0.64	
Team Total								11.52	

94



North Dakota State

The Summit League

▼ 4

Event	Scrd As	Athlete	Yr	Scored Mark		Date	Pl. Pts.	Bonus	TOTAL
Scored bests come from CURRENT season									
▶ 100	23	Antoinette GOODMAN	SR	11.36w	(3.9)	5/2/14	1.5	0.34	1.84
▶ 200	45	Antoinette GOODMAN	SR	23.39	(0.0)	5/15/14	0.125	0.03	0.16
▶ 400	32	Ashley TINGELSTAD	SR	52.87		4/17/14	0.6	0.25	0.85
▶ 800	38	Paige STRATIOTI	JR	2:05.94		4/4/14	0.3	0.11	0.41
▶ 4x100	27	John, Milbrath, Tingelstad, Goodman		44.81		4/4/14	0.85	0.22	1.07
▶ 4x400	17	Stratioti, Milbrath, Goodman, Tingelstad		3:34.56		4/23/14	4.5	0.45	4.95
▶ DISC	42	Katelyn WEIMERSKIRCH	FR	52.68m	172-10	5/9/14	0.2	0.00	0.20
▶ JAV	34	Sierra ROSENAU	SO	49.84m	163-6	5/15/14	0.5	0.00	0.50
Team Total									9.98

92



Coastal Carolina

Big South Conference

▼24

Event	Scrd As	Athlete	Yr	Scored Mark	Date	Pl. Pts.	Bonus	TOTAL
Scored bests come from CURRENT season								
▶ 400H	12	Jessica GELIBERT	SO	57.07	4/4/14	9	0.91	9.91
▶ 4x400	27	Gelibert, Hurley, Green, Simpson		3:35.73	4/24/14	0.85	0.28	1.13
Team Total								11.05

95



Villanova

BIG EAST Conference

▼ 9

Event	Scrd As	Athlete	Yr	Scored Mark	Date	Pl. Pts.	Bonus	TOTAL
Scored bests come from CURRENT season								
▶ 800	18	Nicky AKANDE	SR	2:04.56	5/9/14	4	0.58	4.58
▶ 800	30	Emily LIPARI	SR	2:05.66	5/9/14	0.7	0.20	0.90
▶ 800	46	Stephanie SCHAPPERT	JR	2:06.26	5/16/14	0.1	0.01	0.11
▶ 1500	21	Angel PICCIRILLO	SO	4:17.63	5/9/14	2.5	0.42	2.92
▶ 1500	33	Kelsey MARGEY	SO	4:18.83	5/9/14	0.55	0.24	0.79
▶ 1500	37	Stephanie SCHAPPERT	JR	4:19.50	5/9/14	0.35	0.14	0.49
▶ 1500	46	Emily LIPARI	SR	4:20.35	4/4/14	0.1	0.02	0.12
Team Total								9.90

93



Harvard

Ivy League

▲34

Event	Scrd As	Athlete	Yr	Scored Mark		Date	Pl. Pts.	Bonus	TOTAL
Scored bests come from CURRENT season									
▶ 800	45	Erika VEIDIS	JR	2:06.23		5/10/14	0.125	0.02	0.15
▶ 10k	48	Emily REESE	SR	34:11.97		4/24/14	0.05	0.00	0.05
▶ 400H	14	Jade MILLER	FR	57.32		5/16/14	7	0.64	7.64
▶ 400H	24	Autumne FRANKLIN	SO	57.91		5/16/14	1	0.31	1.31
▶ 4x400	37	Franklin, Miller, Modesett, Scott		3:36.83		4/24/14	0.35	0.12	0.47
▶ SP	37	Nikki OKWELOGU	FR	16.03m	52-7½	5/10/14	0.35	0.00	0.35
▶ HT	47	Adabelle EKECHUKWU	SR	59.19m	194-2	5/16/14	0.075	0.00	0.08
▶ JAV	49	Hannah MAYER	JR	48.15m	157-11	5/16/14	0.025	0.00	0.03
Team Total									10.07

"Scrd As", short for "Scored As", Standing used for place points portion of performance's score combining preseason data (when applied) to current season data

Numbers in BLACK are both the performance's actual NCAA rank AND "scored as" rank Numbers in RED indicate actual NCAA rank does not exist or is worse than "scored as" rank Numbers in BLUE indicate actual NCAA rank is better than "scored as" rank

USTFCCCA Non-Member

Non-Member Schools Will NOT be ranked, beginning Week 2



2014 Outdoor Track & Field, Week #7

Only those who score >0.01 pts are shown
D denotes multiple-event rule in affect

WOMEN

96



Utah

Pac-12 Conference

▼ 4

Event	Scrd As	Athlete	Yr	Scored Mark	Date	Pl. Pts.	Bonus	TOTAL	
Scored bests come from CURRENT season									
▶ 800	21	Rosalie WALLER	SR	2:04.71	4/23/14	2.5	0.49	2.99	
▶ 800	36	Ali EISENBEISS	JR	2:05.84	4/23/14	0.4	0.14	0.54	
▶ 5000	46	Susannah HURST	JR	16:06.31	4/17/14	0.1	0.00	0.10	
▶ 10k	18	Rebekah WINTERTON	JR	33:28.43	4/17/14	4	0.52	4.52	
▶ 10k	35	Susannah HURST	JR	33:55.98	4/4/14	0.45	0.07	0.52	
▶ HT	28	Aoife HICKEY	JR	60.88m	199-9	4/23/14	0.8	0.13	0.93
▶ HT	42	Ilse KAAJA	FR	59.46m	195-1	5/17/14	0.2	0.00	0.20
Team Total								9.80	

97



Utah State

Mountain West Conference

▼ 4

Event	Scrd As	Athlete	Yr	Scored Mark		Date	Pl. Pts.	Bonus	TOTAL
Scored bests come from CURRENT season									
▶ HJ	25	Rachel ORR	SR	1.80m	5-10%	3/28/14	0.95	0.15	1.10
▶ HT	35	Keeley ELDREDGE	SR	60.00m	196-10	5/14/14	0.45	0.00	0.45
▶ HEPT	14	Chari HAWKINS	JR	5,550		4/16/14	7	0.75	7.75
Team Total									9.30

98



Montana

Big Sky Conference

▼ 7

Event	Scrd As	Athlete	Yr	Scored Mark		Date	Pl. Pts.	Bonus	TOTAL
Scored bests come from CURRENT season									
▶ 400H	31	Kourtney DANREUTHER	SR	58.20ca	58.09	5/2/14	0.65	0.15	0.80
▶ HT	47	Caitlin CARAWAY	JR	59.19m	194-2	5/9/14	0.075	0.00	0.08
▶ JAV	35	Lindsey HALL	SR	49.26m	161-7	4/12/14	0.45	0.00	0.45
▶ HEPT	14	Lindsey HALL	SR	5,550		4/16/14	7	0.75	7.75
Team Total									9.08

99



Northern Iowa

Missouri Valley Conference

▲ 29

Event	Scrd As	Athlete	Yr	Scored Mark		Date	Pl. Pts.	Bonus	TOTAL
Scored bests come from CURRENT season									
▶ PV	49	Libby TORRESANI	JR	4.05m	13-3½	4/23/14	0.025	0.00	0.03
▶ HEPT	13	Paige KNODLE	JR	5,564		5/16/14	8	0.80	8.80
Team Total									8.83

100



Lafayette

Patriot League

▼ 4

Event	Scrd As	Athlete	Yr	Scored Mark		Date	Pl. Pts.	Bonus	TOTAL
Scored bests come from CURRENT season									
▶ HT	13	Rachel PENA	SR	62.99m	206-8	4/16/14	8	0.68	8.68
Team Total									8.68

101



Monmouth

Metro Atlantic Athletic Conference

▼ 6

Event	Scrd As	Athlete	Yr	Scored Mark		Date	Pl. Pts.	Bonus	TOTAL
Scored bests come from CURRENT season									
▶ LJ	14	Mariah TOUSSAINT	SR	6.34m	20-9½ (1.9)	4/18/14	7	0.74	7.74
▶ JAV	29	Kelsey REESE	JR	50.08m	164-3	5/3/14	0.75	0.03	0.78
Team Total									8.52

102



Loyola Marymount

West Coast Conference

▲ 2

Event	Scrd As	Athlete	Yr	Scored Mark	Date	Pl. Pts.	Bonus	TOTAL
Scored bests come from CURRENT season								
▶ 5000	14	Sheree SHEA	SR	15:46.62	5/4/14	7	0.62	7.62
▶ 10k	33	Sheree SHEA	SR	33:55.73	4/17/14	0.55	0.08	0.63
Team Total								8.25

103



La Salle

Atlantic 10 Conference

▼ 3

Event	Scrd As	Athlete	Yr	Scored Mark	Date	Pl. Pts.	Bonus	TOTAL
Scored bests come from CURRENT season								
► 10k	14	Meghan MCGLINCHY	SR	33:15.95	4/4/14	7	0.74	7.74
Team Total								7.74

104



Tulsa

Conference USA

▼ 2

Event	Scrd As	Athlete	Yr	Scored Mark	Date	Pl. Pts.	Bonus	TOTAL
Scored bests come from CURRENT season								
▶ 400	42	Audrey JEAN-BAPTISTE	JR	53.23	5/15/14	0.2	0.04	0.24
▶ 800	15	Katherine CAMP	SR	2:04.49	5/4/14	6	0.62	6.62
Team Total								6.86

"Scrd As", short for "Scored As", Standing used for place points portion of performance's score combining preseason data (when applied) to current season data

Numbers in BLACK are both the performance's actual NCAA rank AND "scored as" rank Numbers in RED indicate actual NCAA rank does not exist or is worse than "scored as" rank Numbers in BLUE indicate actual NCAA rank is better than "scored as" rank

USTFCCCA Non-Member

Non-Member Schools Will NOT be ranked, beginning Week 2



USTFCCCA NCAA Division I National Team Computer Rankings

2014 Outdoor Track & Field, Week #7

as of 5/19/2014 7:58:26 AM

Only those who score >0.01 pts are shown
D denotes multiple-event rule in affect

WOMEN

105



Duquesne

Atlantic 10 Conference

▲ 91

Event	Scrd As	Athlete	Yr	Scored Mark	Date	Pl. Pts.	Bonus	TOTAL
-------	---------	---------	----	-------------	------	----------	-------	-------

Scored bests come from CURRENT season

▶ 400H	15	Anna SIMONE	JR	57.42	5/16/14	6	0.57	6.57
--------	----	-------------	----	-------	---------	---	------	------

Team Total 6.57

106



Buffalo

Mid-American Conference

▼ 1

Event	Scrd As	Athlete	Yr	Scored Mark	Date	Pl. Pts.	Bonus	TOTAL
-------	---------	---------	----	-------------	------	----------	-------	-------

Scored bests come from CURRENT season

▶ 400H	27	Donna JEANTY	SR	58.07	5/2/14	0.85	0.22	1.07
--------	----	--------------	----	-------	--------	------	------	------

▶ HJ	18	Emma SIUCIAK	JR	1.81m	5-11½	5/15/14	4	0.33	4.33
------	----	--------------	----	-------	-------	---------	---	------	------

▶ PV	49	Kelly TRUPPO	JR	4.05m	13-3½	4/3/14	0.025	0.00	0.03
------	----	--------------	----	-------	-------	--------	-------	------	------

▶ SP	34	Rachel ROBERTS	SR	16.05m	52-8	5/15/14	0.5	0.00	0.50
------	----	----------------	----	--------	------	---------	-----	------	------

▶ HEPT	34	Emma SIUCIAK	JR	5,347	5/15/14	0.5	0.00	0.50
--------	----	--------------	----	-------	---------	-----	------	------

Team Total 6.43

107



Bethune-Cookman

Mid-Eastern Athletic Conference

▼ 10

Event	Scrd As	Athlete	Yr	Scored Mark	Date	Pl. Pts.	Bonus	TOTAL
-------	---------	---------	----	-------------	------	----------	-------	-------

Scored bests come from CURRENT season

▶ 100	17	Tristie JOHNSON	SO	11.29	(0.9)	5/1/14	4.5	0.53	5.03
-------	----	-----------------	----	-------	-------	--------	-----	------	------

▶ 200	24	Tristie JOHNSON	SO	23.18w	(2.1)	4/26/14	1	0.34	1.34
-------	----	-----------------	----	--------	-------	---------	---	------	------

Team Total 6.37

108



Jacksonville

Atlantic Sun Conference

▼ 1

Event	Scrd As	Athlete	Yr	Scored Mark	Date	Pl. Pts.	Bonus	TOTAL
-------	---------	---------	----	-------------	------	----------	-------	-------

Scored bests come from CURRENT season

▶ 100H	17	Shanique WALKER	JR	13.11w	(2.7)	5/9/14	4.5	0.62	5.12
--------	----	-----------------	----	--------	-------	--------	-----	------	------

▶ 400H	41	Shanique WALKER	JR	58.51		4/26/14	0.225	0.00	0.22
--------	----	-----------------	----	-------	--	---------	-------	------	------

▶ 4x100	28	Walker, Walker, Phillips, Campbell		44.84		3/22/14	0.8	0.20	1.00
---------	----	------------------------------------	--	-------	--	---------	-----	------	------

▶ DISC	49	Kree CLARK	SO	52.26m	171-5	5/9/14	0.025	0.00	0.03
--------	----	------------	----	--------	-------	--------	-------	------	------

Team Total 6.37

109



Idaho

Western Athletic Conference

▲ 5

Event	Scrd As	Athlete	Yr	Scored Mark	Date	Pl. Pts.	Bonus	TOTAL
-------	---------	---------	----	-------------	------	----------	-------	-------

Scored bests come from CURRENT season

▶ Steeple	16	Alycia BUTTERWORTH	JR	10:08.64	5/4/14	5	0.50	5.50
-----------	----	--------------------	----	----------	--------	---	------	------

▶ HJ	30	Katelyn PETERSON	FR	1.79m	5-10½	5/14/14	0.7	0.00	0.70
------	----	------------------	----	-------	-------	---------	-----	------	------

Team Total 6.20

110



USF

American Athletic Conference

▼ 11

Event	Scrd As	Athlete	Yr	Scored Mark	Date	Pl. Pts.	Bonus	TOTAL
-------	---------	---------	----	-------------	------	----------	-------	-------

Scored bests come from CURRENT season

▶ HJ	37	Courtney ANDERSON	SR	1.78m	5-10	4/12/14	0.35	0.00	0.35
------	----	-------------------	----	-------	------	---------	------	------	------

▶ LJ	16	Natasha STEWART	JR	6.32mw	20-9 (2.1)	3/20/14	5	0.55	5.55
------	----	-----------------	----	--------	------------	---------	---	------	------

▶ TJ	43	Marquesha STALLWORTH	SR	12.80m	42-0 (1.7)	4/19/14	0.175	0.00	0.17
------	----	----------------------	----	--------	------------	---------	-------	------	------

Team Total 6.08

111



BYU

Independent (DI)

▼ 13

Event	Scrd As	Athlete	Yr	Scored Mark	Date	Pl. Pts.	Bonus	TOTAL
-------	---------	---------	----	-------------	------	----------	-------	-------

Scored bests come from CURRENT season

▶ 800	35	Shea MARTINEZ	FR	2:05.83cA	2:06.45	4/23/14	0.45	0.14	0.59
-------	----	---------------	----	-----------	---------	---------	------	------	------

▶ Steeple	19	Andrea HARRISON	JR	10:09.86		4/4/14	3.5	0.44	3.94
-----------	----	-----------------	----	----------	--	--------	-----	------	------

▶ 10k	43	Nicole NIELSEN	SR	34:05.82		4/4/14	0.175	0.00	0.17
-------	----	----------------	----	----------	--	--------	-------	------	------

▶ 400H	44	Brenna PORTER	FR	58.64		3/22/14	0.15	0.00	0.15
--------	----	---------------	----	-------	--	---------	------	------	------

▶ HJ	25	Lexi EATON	SO	1.80m	5-10½	4/23/14	0.95	0.15	1.10
------	----	------------	----	-------	-------	---------	------	------	------

Team Total 5.96

"Scrd As", short for "Scored As", Standing used for place points portion of performance's score combining preseason data (when applied) to current season data

Numbers in BLACK are both the performance's actual NCAA rank AND "scored as" rank Numbers in RED indicate actual NCAA rank does not exist or is worse than "scored as" rank Numbers in BLUE indicate actual NCAA rank is better than "scored as" rank

USTFCCCA Non-Member

Non-Member Schools Will NOT be ranked, beginning Week 2



2014 Outdoor Track & Field, Week #7

Only those who score >0.01 pts are shown
D denotes multiple-event rule in affect

WOMEN

112 Rutgers

American Athletic Conference

▼ 3

Event	Scrd As	Athlete	Yr	Scored Mark		Date	Pl. Pts.	Bonus	TOTAL
Scored bests come from CURRENT season									
▶ 4x100	39	Gillon, Ruth, Ugboaja, Farquharson		44.97		5/2/14	0.275	0.11	0.39
▶ 4x400	18	Ugboaja, Gillon, Farquharson, Ruth		3:34.61		4/24/14	4	0.45	4.45
▶ LJ	34	Gabrielle FARQUHARSON	JR	6.23mw	20-5½ (2.8)	3/20/14	0.5	0.11	0.61
▶ LJ	41	Asha RUTH	SR	6.21m	20-4½ (1.0)	3/20/14	0.225	0.01	0.24
▶ JAV	46	Elaina MEZZASALMA	SR	48.26m	158-4	5/2/14	0.1	0.00	0.10
Team Total									5.78

113 Toledo

Mid-American Conference

▲ 86

Event	Scrd As	Athlete	Yr	Scored Mark	Date	Pl. Pts.	Bonus	TOTAL
Scored bests come from CURRENT season								
Steeple	18	Mackenzie CHOJNACKY	JR	10:09.28	5/15/14	4	0.47	4.47
Steeple	26	Liz WEILER	SO	10:13.54	5/15/14	0.9	0.26	1.16
Team Total								5.63

114 Alabama State

Southwestern Athletic Conference

▲ 61

Event	Scrd As	Athlete	Yr	Scored Mark	Date	Pl. Pts.	Bonus	TOTAL
Scored bests come from CURRENT season								
4x400	16	Ferebee, Etienne, Williams, Wedderburn		3:34.12	5/16/14	5	0.52	5.52
Team Total								5.52

115 Georgia Southern

Southern Conference

▼ 9

Event	Scrd As	Athlete	Yr	Scored Mark	Date	Pl. Pts.	Bonus	TOTAL
Scored bests come from CURRENT season								
4x100	16	Felton, Walker, Tipton, Fordham		44.50	4/26/14	5	0.51	5.51
Team Total								5.51

116 Air Force

Mountain West Conference

▼ 4

Event	Scrd As	Athlete	Yr	Scored Mark	Date	Pl. Pts.	Bonus	TOTAL
Scored bests come from CURRENT season								
▶ 800	17	Annette EICHENBERGER	SR	2:04.52	4/23/14	4.5	0.60	5.10
▶ TJ	47	Kassie GURNELL	SR	12.78m	41-11½ (-0.9) 5/14/14	0.075	0.00	0.08
Team Total								5.18

117 Louisville

American Athletic Conference

▼ 9

Event	Scrd As	Athlete	Yr	Scored Mark		Date	Pl. Pts.	Bonus	TOTAL
Scored bests come from CURRENT season									
▶ Steeple	47	Benadate CHERUIYOT	SO	10:19.64		5/2/14	0.075	0.00	0.08
▶ PV	27	Chanel KRAUSE	FR	4.15m	13-7"	4/26/14	0.85	0.06	0.91
▶ LJ	19	Brittany OWENS	SO	6.29mw	20-7" (2.5)	4/12/14	3.5	0.39	3.89
▶ SP	39	Liberty SLINDEN	SR	16.00m	52-6	5/2/14	0.275	0.00	0.28
Team Total									5.16

118 UC Irvine

Big West Conference

▼ 15

Event	Scrd As	Athlete	Yr	Scored Mark		Date	Pl. Pts.	Bonus	TOTAL
Scored bests come from CURRENT season									
▶ SP	21	Itohan AIKHONBARE	JR	16.38m	53-9	5/2/14	2.5	0.35	2.85
▶ JAV	22	Lacey SURAK	SR	50.61m	166-0	4/19/14	2	0.19	2.19
Team Total									5.04

119 South Dakota

The Summit League

▼ 9

Event	Scrd As	Athlete	Yr	Scored Mark		Date	Pl. Pts.	Bonus	TOTAL
Scored bests come from CURRENT season									
▶ PV	19	Madison MILLS	SO	4.20m	13-9%	4/23/14	3.5	0.34	3.84
▶ PV	27	Hunter WILKES	SO	4.15m	13-7%	4/17/14	0.85	0.06	0.91
▶ PV	42	Bethany FIRSICK	SR	4.11m	13-5%	4/19/14	0.2	0.00	0.20
▶ PV	49	Emily BRIGHAM	FR	4.05m	13-3%	4/23/14	0.025	0.00	0.03
Team Total									4.98

"Scrd As", short for "Scored As", Standing used for place points portion of performance's score combining preseason data (when applied) to current season data

Numbers in BLACK are both the performance's actual NCAA rank AND "scored as" rank Numbers in RED indicate actual NCAA rank does not exist or is worse than "scored as" rank Numbers in BLUE indicate actual NCAA rank is better than "scored as" rank

USTFCCCA Non-Member

Non-Member Schools Will NOT be ranked, beginning Week 2



2014 Outdoor Track & Field, Week #7

Only those who score >0.01 pts are shown
D denotes multiple-event rule in affect

WOMEN

120



Central Michigan

▼ 3

Mid-American Conference

Event	Scrd As	Athlete	Yr	Scored Mark	Date	Pl. Pts.	Bonus	TOTAL
-------	---------	---------	----	-------------	------	----------	-------	-------

Scored bests come from CURRENT season

► DISC	18	Devene BROWN	SO	54.64m	179-3	4/4/14	4	0.35	4.35
--------	----	--------------	----	--------	-------	--------	---	------	------

Team Total 4.35

121



West Virginia

▲ 27

Big 12 Conference

Event	Scrd As	Athlete	Yr	Scored Mark	Date	Pl. Pts.	Bonus	TOTAL
-------	---------	---------	----	-------------	------	----------	-------	-------

Scored bests come from CURRENT season

► Steeple	37	Sarah MARTINELLI	SR	10:17.38		4/4/14	0.35	0.07	0.42
-----------	----	------------------	----	----------	--	--------	------	------	------

► 10k	47	Allison LASNICKI	JR	34:11.20		4/24/14	0.075	0.00	0.08
-------	----	------------------	----	----------	--	---------	-------	------	------

► 100H	43	Chene TOWNSEND	SR	13.41cA	13.37 (0.5)	5/16/14	0.175	0.00	0.17
--------	----	----------------	----	---------	-------------	---------	-------	------	------

► TJ	20	Stormy NESBIT	SR	13.07mw	42-10% (2.4)	5/16/14	3	0.38	3.38
------	----	---------------	----	---------	--------------	---------	---	------	------

Team Total 4.04

122



Sam Houston State

▼ 2

Southland Conference

Event	Scrd As	Athlete	Yr	Scored Mark	Date	Pl. Pts.	Bonus	TOTAL
-------	---------	---------	----	-------------	------	----------	-------	-------

Scored bests come from CURRENT season

► 100H	22	Sabrina STARR	SR	13.19w	(2.6)	5/9/14	2	0.42	2.42
--------	----	---------------	----	--------	-------	--------	---	------	------

► 100H	34	Danielle DEMAS	SO	13.36w	(2.6)	5/9/14	0.5	0.01	0.51
--------	----	----------------	----	--------	-------	--------	-----	------	------

► HT	27	Ashley JENKINS	SO	60.89m	199-9	5/3/14	0.85	0.13	0.98
------	----	----------------	----	--------	-------	--------	------	------	------

► HT	45	Adrienne QUILLIN	JR	59.22m	194-3	5/3/14	0.125	0.00	0.13
------	----	------------------	----	--------	-------	--------	-------	------	------

Team Total 4.04

123



Pittsburgh

▲ 17

Atlantic Coast Conference

Event	Scrd As	Athlete	Yr	Scored Mark	Date	Pl. Pts.	Bonus	TOTAL
-------	---------	---------	----	-------------	------	----------	-------	-------

Scored bests come from CURRENT season

► 400H	22	Evann THOMPSON	SO	57.88		5/16/14	2	0.32	2.32
--------	----	----------------	----	-------	--	---------	---	------	------

► TJ	36	Ashley CORUM	SR	12.86m	42-2½ (0.8)	5/16/14	0.4	0.00	0.40
------	----	--------------	----	--------	-------------	---------	-----	------	------

► JAV	25	Taylor SLANEY	JR	50.31m	165-0	5/9/14	0.95	0.10	1.05
-------	----	---------------	----	--------	-------	--------	------	------	------

Team Total 3.77

124



Hampton

▼ 11

Mid-Eastern Athletic Conference

Event	Scrd As	Athlete	Yr	Scored Mark	Date	Pl. Pts.	Bonus	TOTAL
-------	---------	---------	----	-------------	------	----------	-------	-------

Scored bests come from CURRENT season

► 200	31	Le'Quisha PARKER	JR	23.28w	(2.3)	5/1/14	0.65	0.20	0.85
-------	----	------------------	----	--------	-------	--------	------	------	------

► 400	42	Malekah HOLLAND	JR	53.23		5/1/14	0.2	0.04	0.24
-------	----	-----------------	----	-------	--	--------	-----	------	------

► 100H	49	Breana NORMAN	SR	13.44	(0.0)	5/16/14	0.025	0.00	0.03
--------	----	---------------	----	-------	-------	---------	-------	------	------

► 4x100	38	Denmark, Greene, Parker, Norman		44.96		4/3/14	0.3	0.12	0.42
---------	----	---------------------------------	--	-------	--	--------	-----	------	------

► 4x400	25	Holland, Fraenk, Brown, Parker		3:35.56		4/24/14	0.95	0.31	1.26
---------	----	--------------------------------	--	---------	--	---------	------	------	------

► LJ	30	Teiara DENMARK	SR	6.25m	20-6¼ (1.9)	4/11/14	0.7	0.20	0.90
------	----	----------------	----	-------	-------------	---------	-----	------	------

Team Total 3.68

125



Southern Illinois

▲ 19

Missouri Valley Conference

Event	Scrd As	Athlete	Yr	Scored Mark	Date	Pl. Pts.	Bonus	TOTAL
-------	---------	---------	----	-------------	------	----------	-------	-------

Scored bests come from CURRENT season

► Steeple	24	Krista MENGHINI	JR	10:12.54		5/16/14	1	0.31	1.31
-----------	----	-----------------	----	----------	--	---------	---	------	------

► SP	25	Ashley GASTON	JR	16.22m	53-2¾	4/26/14	0.95	0.17	1.12
------	----	---------------	----	--------	-------	---------	------	------	------

► DISC	26	Ashley GASTON	JR	53.95m	177-0	5/16/14	0.9	0.12	1.02
--------	----	---------------	----	--------	-------	---------	-----	------	------

Team Total 3.45

126



Memphis

▼ 5

American Athletic Conference

Event	Scrd As	Athlete	Yr	Scored Mark	Date	Pl. Pts.	Bonus	TOTAL
-------	---------	---------	----	-------------	------	----------	-------	-------

Scored bests come from CURRENT season

► 400H	38	Maya WILLIAMSON	JR	58.46		5/2/14	0.3	0.02	0.32
--------	----	-----------------	----	-------	--	--------	-----	------	------

► PV	23	Carolina CARMICHAEL	SO	4.18m	13-8¾	5/16/14	1.5	0.23	1.73
------	----	---------------------	----	-------	-------	---------	-----	------	------

► PV	27	Sabrina HOCHREUTHER	JR	4.15m	13-7¾	4/18/14	0.85	0.06	0.91
------	----	---------------------	----	-------	-------	---------	------	------	------

Team Total 2.96

127



Middle Tennessee

▼ 4

Conference USA

Event	Scrd As	Athlete	Yr	Scored Mark	Date	Pl. Pts.	Bonus	TOTAL
-------	---------	---------	----	-------------	------	----------	-------	-------

Scored bests come from CURRENT season

► TJ	21	India HAMMOND	SO	13.05m	42-9¼ (0.5)	5/15/14	2.5	0.33	2.83
------	----	---------------	----	--------	-------------	---------	-----	------	------

Team Total 2.83

"Scrd As", short for "Scored As", Standing used for place points portion of performance's score combining preseason data (when applied) to current season data

Numbers in BLACK are both the performance's actual NCAA rank AND "scored as" rank Numbers in RED indicate actual NCAA rank does not exist or is worse than "scored as" rank Numbers in BLUE indicate actual NCAA rank is better than "scored as" rank

USTFCCCA Non-Member

Non-Member Schools Will NOT be ranked, beginning Week 2



2014 Outdoor Track & Field, Week #7

Only those who score >0.01 pts are shown
D denotes multiple-event rule in affect

WOMEN

128



Florida A&M

Mid-Eastern Athletic Conference

▼ 3

Event	Scrd As	Athlete	Yr	Scored Mark	Date	Pl. Pts.	Bonus	TOTAL
-------	---------	---------	----	-------------	------	----------	-------	-------

Scored bests come from CURRENT season

▶ 100	31	Nakia LINSON	SR	11.40 (0.9)	5/1/14	0.65	0.23	0.88
▶ 200	23	Nakia LINSON	SR	23.17w (2.3)	5/1/14	1.5	0.36	1.86

Team Total 2.74

129



North Texas

Conference USA

▲ 37

Event	Scrd As	Athlete	Yr	Scored Mark	Date	Pl. Pts.	Bonus	TOTAL
-------	---------	---------	----	-------------	------	----------	-------	-------

Scored bests come from CURRENT season

▶ Steeple	25	Charlotte WILSON	SR	10:13.10	5/15/14	0.95	0.28	1.23
▶ 400H	29	Chastity STEWART	JR	58.08	5/15/14	0.75	0.22	0.97
▶ HJ	37	ELIsha PETERS	FR	1.78m 5-10	4/18/14	0.35	0.00	0.35

Team Total 2.55

130



Texas State

Sun Belt Conference

▼ 4

Event	Scrd As	Athlete	Yr	Scored Mark	Date	Pl. Pts.	Bonus	TOTAL
-------	---------	---------	----	-------------	------	----------	-------	-------

Scored bests come from CURRENT season

▶ 100	24	Marika BROWN	FR	11.37w (3.5)	5/9/14	1	0.31	1.31
▶ 200	27	Marika BROWN	FR	23.24 (0.4)	4/4/14	0.85	0.25	1.10
▶ TJ	49	Allie SAUNDERS	JR	12.77m 41-10½ (0.8)	4/4/14	0.025	0.00	0.03

Team Total 2.44

131



VCU

Atlantic 10 Conference

▼ 2

Event	Scrd As	Athlete	Yr	Scored Mark	Date	Pl. Pts.	Bonus	TOTAL
-------	---------	---------	----	-------------	------	----------	-------	-------

Scored bests come from CURRENT season

▶ 100	26	Kiara PORTER	JR	11.38 (1.7)	4/12/14	0.9	0.28	1.18
▶ 400	34	Kiara PORTER	JR	52.92	4/19/14	0.5	0.22	0.72
▶ DISC	34	Jaleesa WILLIAMS	SR	53.42m 175-3	5/3/14	0.5	0.00	0.50

Team Total 2.40

132



Illinois State

Missouri Valley Conference

▲ 33

Event	Scrd As	Athlete	Yr	Scored Mark	Date	Pl. Pts.	Bonus	TOTAL
-------	---------	---------	----	-------------	------	----------	-------	-------

Scored bests come from CURRENT season

▶ Steeple	22	Kristen ZILLMER	SR	10:10.72	5/16/14	2	0.40	2.40
-----------	----	-----------------	----	----------	---------	---	------	------

Team Total 2.40

133



Vanderbilt

Southeastern Conference

▲ 10

Event	Scrd As	Athlete	Yr	Scored Mark	Date	Pl. Pts.	Bonus	TOTAL
-------	---------	---------	----	-------------	------	----------	-------	-------

Scored bests come from CURRENT season

▶ 10k	27	Elizabeth ANDERSON	JR	33:44.76	4/4/14	0.85	0.25	1.10
▶ TJ	25	Simone CHARLEY	FR	13.00m 42-8 (1.7)	5/15/14	0.95	0.23	1.18

Team Total 2.28

134



Fresno State

Mountain West Conference

▼ 12

Event	Scrd As	Athlete	Yr	Scored Mark	Date	Pl. Pts.	Bonus	TOTAL
-------	---------	---------	----	-------------	------	----------	-------	-------

Scored bests come from CURRENT season

▶ 4x400	49	Johnson, Sears, Omawahleh, Johnson		3:39.29cA 3:38.45	5/14/14	0.025	0.00	0.03
▶ LJ	23	Je'Nia SEARS	JR	6.27m 20-7 (1.9)	3/26/14	1.5	0.30	1.80
▶ HT	38	Meagan MCKEE	SR	59.71m 195-10	4/4/14	0.3	0.00	0.30

Team Total 2.12

135



Louisiana-Lafayette

Sun Belt Conference

▼ 16

Event	Scrd As	Athlete	Yr	Scored Mark	Date	Pl. Pts.	Bonus	TOTAL
-------	---------	---------	----	-------------	------	----------	-------	-------

Scored bests come from CURRENT season

▶ LJ	23	Tia MITCHELL	JR	6.27m 20-7 (1.2)	5/9/14	1.5	0.30	1.80
▶ TJ	39	Tarvia CONWAY	SR	12.82mw 42-¾ (2.7)	5/9/14	0.275	0.00	0.28

Team Total 2.07

"Scrd As", short for "Scored As", Standing used for place points portion of performance's score combining preseason data (when applied) to current season data

Numbers in BLACK are both the performance's actual NCAA rank AND "scored as" rank Numbers in RED indicate actual NCAA rank does not exist or is worse than "scored as" rank Numbers in BLUE indicate actual NCAA rank is better than "scored as" rank

USTFCCCA Non-Member

Non-Member Schools Will NOT be ranked, beginning Week 2



USTFCCCA NCAA Division I National Team Computer Rankings

as of 5/19/2014 7:58:27 AM

2014 Outdoor Track & Field, Week #7

Only those who score >0.01 pts are shown
D denotes multiple-event rule in affect

WOMEN

136



Montana State

Big Sky Conference

▲ 6

Event	Scrd As	Athlete	Yr	Scored Mark	Date	Pl. Pts.	Bonus	TOTAL
-------	---------	---------	----	-------------	------	----------	-------	-------

Scored bests come from CURRENT season

▶ Steeple	29	Heather DEMOREST	JR	10:15.75	5/4/14	0.75	0.15	0.90
▶ HEPT	27	Carley MCCUTCHEN	SR	5,391	5/14/14	0.85	0.14	0.99

Team Total 1.89

137



Mississippi

Southeastern Conference

▼ 43

Event	Scrd As	Athlete	Yr	Scored Mark	Date	Pl. Pts.	Bonus	TOTAL
-------	---------	---------	----	-------------	------	----------	-------	-------

Scored bests come from CURRENT season

▶ LJ	30	Kierra WHITE	JR	6.25mw 20-6¼ (2.1)	4/11/14	0.7	0.20	0.90
▶ HEPT	28	Mary NALL	SR	5,390	5/15/14	0.8	0.13	0.93

Team Total 1.84

138



Northwestern State

Southland Conference

▼ 23

Event	Scrd As	Athlete	Yr	Scored Mark	Date	Pl. Pts.	Bonus	TOTAL
-------	---------	---------	----	-------------	------	----------	-------	-------

Scored bests come from CURRENT season

▶ 400H	26	Consuela LINDSAY	SR	58.05	5/9/14	0.9	0.23	1.13
▶ LJ	34	Kenyah MCDANIEL	SR	6.23mw 20-5¼ (2.3)	4/26/14	0.5	0.11	0.61

Team Total 1.74

139



Tennessee State

Ohio Valley Conference

▼ 3

Event	Scrd As	Athlete	Yr	Scored Mark	Date	Pl. Pts.	Bonus	TOTAL
-------	---------	---------	----	-------------	------	----------	-------	-------

Scored bests come from CURRENT season

▶ 4x100	42	Dameus, Jackson, Hughes, Sales		45.05	5/2/14	0.2	0.06	0.26
▶ LJ	38	Clairwin DAMEUS	SO	6.22m 20-5 (0.3)	5/2/14	0.3	0.06	0.36
▶ HEPT	26	Clairwin DAMEUS	SO	5,399	5/2/14	0.9	0.17	1.07

Team Total 1.69

140



Nicholls

Southland Conference

▼ 7

Event	Scrd As	Athlete	Yr	Scored Mark	Date	Pl. Pts.	Bonus	TOTAL
-------	---------	---------	----	-------------	------	----------	-------	-------

Scored bests come from CURRENT season

▶ JAV	23	Jaimee SPRINGER	SR	50.54m 165-9	4/26/14	1.5	0.17	1.67
-------	----	-----------------	----	--------------	---------	-----	------	------

Team Total 1.67

141



New Mexico

Mountain West Conference

▼ 6

Event	Scrd As	Athlete	Yr	Scored Mark	Date	Pl. Pts.	Bonus	TOTAL
-------	---------	---------	----	-------------	------	----------	-------	-------

Scored bests come from CURRENT season

▶ 1500	30	Charlotte ARTER	SR	4:18.56	5/4/14	0.7	0.28	0.98
▶ TJ	39	Jannell HADNOT	FR	12.82mw 42-¾ (2.8)	5/2/14	0.275	0.00	0.28

Team Total 1.25

142



Vermont

America East Conference

▼ 11

Event	Scrd As	Athlete	Yr	Scored Mark	Date	Pl. Pts.	Bonus	TOTAL
-------	---------	---------	----	-------------	------	----------	-------	-------

Scored bests come from CURRENT season

▶ HJ	25	Brittany ST. CLAIR	SR	1.80m 5-10¾	5/8/14	0.95	0.15	1.10
▶ HEPT	47	Brittany ST. CLAIR	SR	5,272	5/16/14	0.075	0.00	0.08

Team Total 1.17

143



Samford

Southern Conference

▼ 6

Event	Scrd As	Athlete	Yr	Scored Mark	Date	Pl. Pts.	Bonus	TOTAL
-------	---------	---------	----	-------------	------	----------	-------	-------

Scored bests come from CURRENT season

▶ HT	25	Emily ALLEN	SR	60.98m 200-0	4/26/14	0.95	0.16	1.11
------	----	-------------	----	--------------	---------	------	------	------

Team Total 1.11

"Scrd As", short for "Scored As", Standing used for place points portion of performance's score combining preseason data (when applied) to current season data

Numbers in BLACK are both the performance's actual NCAA rank AND "scored as" rank Numbers in RED indicate actual NCAA rank does not exist or is worse than "scored as" rank Numbers in BLUE indicate actual NCAA rank is better than "scored as" rank

USTFCCCA Non-Member

Non-Member Schools Will NOT be ranked, beginning Week 2



2014 Outdoor Track & Field, Week #7

Only those who score >0.01 pts are shown
D denotes multiple-event rule in affect

WOMEN

144



Western Carolina

Southern Conference

▲ 6

Event	Scrd As	Athlete	Yr	Scored Mark	Date	Pl. Pts.	Bonus	TOTAL
Scored bests come from CURRENT season								
100	35	Tayla CARTER	SO	11.42w (2.5)	4/3/14	0.45	0.17	0.62
4x400	45	Archie-McMillan, Emrick, Elliott, Carter		3:38.53	5/16/14	0.125	0.00	0.13
HJ	37	Xaveria BASS	JR	1.78m 5-10	5/11/14	0.35	0.00	0.35
Team Total								1.10

145



South Dakota State

The Summit League

▼ 14

Event	Scrd As	Athlete	Yr	Scored Mark	Date	Pl. Pts.	Bonus	TOTAL
Scored bests come from CURRENT season								
HJ	25	Mary WIRTH	JR	1.80m 5-10½	3/28/14	0.95	0.15	1.10
Team Total								1.10

146



Eastern Washington

Big Sky Conference

▼ 7

Event	Scrd As	Athlete	Yr	Scored Mark	Date	Pl. Pts.	Bonus	TOTAL
Scored bests come from CURRENT season								
Steeple	36	Katie MAHONEY	SO	10:17.34	4/17/14	0.4	0.07	0.47
PV	38	Courtney BRAY	FR	4.12m 13-6½	5/9/14	0.3	0.00	0.30
HT	39	Olivia MIDLES	JR	59.70m 195-10	4/12/14	0.275	0.00	0.28
JAV	48	Emma MURILLO	JR	48.20m 158-1	5/14/14	0.05	0.00	0.05
Team Total								1.09

147



Georgia Tech

Atlantic Coast Conference

▲ 21

Event	Scrd As	Athlete	Yr	Scored Mark	Date	Pl. Pts.	Bonus	TOTAL
Scored bests come from CURRENT season								
LI	41	Julienne MCKEE	SR	6.21mw 20-4½ (2.3)	3/20/14	0.225	0.01	0.24
TJ	30	Julienne MCKEE	SR	12.96m 42-6½ (0.5)	5/16/14	0.7	0.15	0.85
Team Total								1.08

148



SIUE

Ohio Valley Conference

▼ 10

Event	Scrd As	Athlete	Yr	Scored Mark	Date	Pl. Pts.	Bonus	TOTAL
Scored bests come from CURRENT season								
TJ	49	Jatavia WRIGHT	JR	12.77m 41-10½ (1.9)	5/2/14	0.025	0.00	0.03
HT	26	Elizabeth HAMPL	JR	60.97m 200-0	5/2/14	0.9	0.15	1.05
Team Total								1.08

149



UTSA

Conference USA

▼ 4

Event	Scrd As	Athlete	Yr	Scored Mark	Date	Pl. Pts.	Bonus	TOTAL
Scored bests come from CURRENT season								
HJ	30	Whitney FLANNEL	JR	1.79m 5-10½	5/2/14	0.7	0.00	0.70
PV	38	Lindsey PEW	JR	4.12m 13-6½	4/12/14	0.3	0.00	0.30
TJ	47	Ernestine CRAY	SR	12.78m 41-11½ (1.3)	5/15/14	0.075	0.00	0.08
Team Total								1.08

150



Southeastern Louisiana

Southland Conference

▼ 26

Event	Scrd As	Athlete	Yr	Scored Mark	Date	Pl. Pts.	Bonus	TOTAL
Scored bests come from CURRENT season								
400H	27	Alicia NOEL	SR	58.07	5/9/14	0.85	0.22	1.07
Team Total								1.07

151



Portland State

Big Sky Conference

▲ 18

Event	Scrd As	Athlete	Yr	Scored Mark	Date	Pl. Pts.	Bonus	TOTAL
Scored bests come from CURRENT season								
10k	39	Sarah DEAN	SR	34:00.32	5/4/14	0.275	0.00	0.28
100H	30	Jazmin RATCLIFF	JR	13.34wca 13.26 (3.7)	5/14/14	0.7	0.06	0.76
Team Total								1.04

"Scrd As", short for "Scored As", Standing used for place points portion of performance's score combining preseason data (when applied) to current season data

Numbers in BLACK are both the performance's actual NCAA rank AND "scored as" rank Numbers in RED indicate actual NCAA rank does not exist or is worse than "scored as" rank Numbers in BLUE indicate actual NCAA rank is better than "scored as" rank

USTFCCCA Non-Member

Non-Member Schools Will NOT be ranked, beginning Week 2



USTFCCCA NCAA Division I National Team Computer Rankings

as of 5/19/2014 7:58:27 AM

2014 Outdoor Track & Field, Week #7

Only those who score >0.01 pts are shown
D denotes multiple-event rule in affect

WOMEN

152



Illinois

▼11

Big Ten Conference

Event	Scrd As	Athlete	Yr	Scored Mark	Date	Pl. Pts.	Bonus	TOTAL
-------	---------	---------	----	-------------	------	----------	-------	-------

Scored bests come from CURRENT season

▶ 100H	35	Jesica EJESIEME	SR	13.37	(1.4)	5/16/14	0.45	0.00	0.45
▶ 400H	34	Jesica EJESIEME	SR	58.38		4/23/14	0.5	0.06	0.56

Team Total 1.01

153



Ark.-Little Rock

▼19

Sun Belt Conference

Event	Scrd As	Athlete	Yr	Scored Mark	Date	Pl. Pts.	Bonus	TOTAL
-------	---------	---------	----	-------------	------	----------	-------	-------

Scored bests come from CURRENT season

▶ Steeple	28	Emma DAHL	JR	10:15.20	4/4/14	0.8	0.17	0.97
-----------	----	-----------	----	----------	--------	-----	------	------

Team Total 0.97

154



Southern Miss

▼2

Conference USA

Event	Scrd As	Athlete	Yr	Scored Mark	Date	Pl. Pts.	Bonus	TOTAL
-------	---------	---------	----	-------------	------	----------	-------	-------

Scored bests come from CURRENT season

▶ DISC	27	Rachel POLK	JR	53.91m	176-10	3/15/14	0.85	0.11	0.96
--------	----	-------------	----	--------	--------	---------	------	------	------

Team Total 0.96

155



Bradley

unch

Missouri Valley Conference

Event	Scrd As	Athlete	Yr	Scored Mark	Date	Pl. Pts.	Bonus	TOTAL
-------	---------	---------	----	-------------	------	----------	-------	-------

Scored bests come from CURRENT season

▶ 10k	29	Kristen BUSCH	SO	33:48.36	4/4/14	0.75	0.19	0.94
-------	----	---------------	----	----------	--------	------	------	------

Team Total 0.94

156



San Francisco

▼7

West Coast Conference

Event	Scrd As	Athlete	Yr	Scored Mark	Date	Pl. Pts.	Bonus	TOTAL
-------	---------	---------	----	-------------	------	----------	-------	-------

Scored bests come from CURRENT season

▶ 1500	44	Elena BURKARD	SO	4:20.25	5/10/14	0.15	0.03	0.18
▶ 5000	35	Jana SOETHOUT	SR	16:00.51	5/4/14	0.45	0.15	0.60
▶ 5000	44	Elena BURKARD	SO	16:05.84	4/4/14	0.15	0.00	0.15

Team Total 0.93

157



Stephen F. Austin

▼10

Southland Conference

Event	Scrd As	Athlete	Yr	Scored Mark	Date	Pl. Pts.	Bonus	TOTAL
-------	---------	---------	----	-------------	------	----------	-------	-------

Scored bests come from CURRENT season

▶ 100H	49	Stephanie WHITE	JR	13.44w	(2.6)	5/9/14	0.025	0.00	0.03
▶ 4x400	43	Hatchett, Jefferson,		3:38.12		3/20/14	0.175	0.00	0.18

▶ JAV	30	Madison JOHNSTON	JR	50.06m	164-3	4/18/14	0.7	0.02	0.72
-------	----	------------------	----	--------	-------	---------	-----	------	------

Team Total 0.92

158



Wyoming

▼28

Mountain West Conference

Event	Scrd As	Athlete	Yr	Scored Mark	Date	Pl. Pts.	Bonus	TOTAL
-------	---------	---------	----	-------------	------	----------	-------	-------

Scored bests come from CURRENT season

▶ 400H	30	Taylor GARDNER	SR	58.14cA	57.93	5/3/14	0.7	0.19	0.89
▶ HEPT	49	Jenna MANN	SR	5.255		5/14/14	0.025	0.00	0.03

Team Total 0.91

159



Florida International

▲40

Conference USA

Event	Scrd As	Athlete	Yr	Scored Mark	Date	Pl. Pts.	Bonus	TOTAL
-------	---------	---------	----	-------------	------	----------	-------	-------

Scored bests come from CURRENT season

▶ 4x100	46	Fluellen, Jackson, Anu, Dumoy		45.20	5/15/14	0.1	0.00	0.10
---------	----	-------------------------------	--	-------	---------	-----	------	------

▶ LJ	32	Phylicia FLUELLEN	SO	6.24m	20-5½ (0.3)	5/15/14	0.6	0.16	0.76
------	----	-------------------	----	-------	-------------	---------	-----	------	------

▶ SP	49	Raqrura ISHMAR	SO	15.90m	52-2	5/15/14	0.025	0.00	0.03
------	----	----------------	----	--------	------	---------	-------	------	------

Team Total 0.88

160



Wichita State

▼6

Missouri Valley Conference

Event	Scrd As	Athlete	Yr	Scored Mark	Date	Pl. Pts.	Bonus	TOTAL
-------	---------	---------	----	-------------	------	----------	-------	-------

Scored bests come from CURRENT season

▶ HJ	30	Ashley PETERSEN	SO	1.79m	5-10½	5/10/14	0.7	0.00	0.70
▶ HEPT	45	Nikki LARCH-MILLER	SO	5,281		4/9/14	0.125	0.00	0.13

▶ HEPT	48	Breanne BORMAN	FR	5,269	4/17/14	0.05	0.00	0.05
--------	----	----------------	----	-------	---------	------	------	------

Team Total 0.87

"Scrd As", short for "Scored As", Standing used for place points portion of performance's score combining preseason data (when applied) to current season data

Numbers in BLACK are both the performance's actual NCAA rank AND "scored as" rank Numbers in RED indicate actual NCAA rank does not exist or is worse than "scored as" rank Numbers in BLUE indicate actual NCAA rank is better than "scored as" rank

USTFCCCA Non-Member

Non-Member Schools Will NOT be ranked, beginning Week 2



2014 Outdoor Track & Field, Week #7

Only those who score >0.01 pts are shown
D denotes multiple-event rule in affect

WOMEN

161



Portland

West Coast Conference

▼15

Event	Scrd As	Athlete	Yr	Scored Mark	Date	Pl. Pts.	Bonus	TOTAL
-------	---------	---------	----	-------------	------	----------	-------	-------

Scored bests come from CURRENT season

▶ Steeple	30	Tansey LYSTAD	SO	10:15.83		4/4/14	0.7	0.14	0.84
▶ JAV	49	Kaylie VAN LOO	FR	48.15m	157-11	5/9/14	0.025	0.00	0.03

Team Total 0.87

162



Missouri State

Missouri Valley Conference

▼9

Event	Scrd As	Athlete	Yr	Scored Mark	Date	Pl. Pts.	Bonus	TOTAL
-------	---------	---------	----	-------------	------	----------	-------	-------

Scored bests come from CURRENT season

▶ 4x100	47	Borders, Joseph, Maximilien, Husbands	45.21	5/16/14	0.075	0.00	0.08
---------	----	--	-------	---------	-------	------	------

Team Total 0.85

163



Ohio

Mid-American Conference

▼6

Event	Scrd As	Athlete	Yr	Scored Mark	Date	Pl. Pts.	Bonus	TOTAL
-------	---------	---------	----	-------------	------	----------	-------	-------

Scored bests come from CURRENT season

▶ 5000	31	Juli ACCURSO	JR	15:59.12	5/4/14	0.65	0.20	0.85
--------	----	--------------	----	----------	--------	------	------	------

Team Total 0.85

164



Kennesaw State

Atlantic Sun Conference

▼6

Event	Scrd As	Athlete	Yr	Scored Mark	Date	Pl. Pts.	Bonus	TOTAL
-------	---------	---------	----	-------------	------	----------	-------	-------

Scored bests come from CURRENT season

▶ 4x100	31	Cernochova, Whittle, Wood, Slayton		44.90	3/26/14	0.65	0.16	0.81
---------	----	---------------------------------------	--	-------	---------	------	------	------

Team Total 0.81

165



Cal Poly

Big West Conference

▼14


Event	Scrd As	Athlete	Yr	Scored Mark	Date	Pl. Pts.	Bonus	TOTAL
-------	---------	---------	----	-------------	------	----------	-------	-------

Scored bests come from CURRENT season

▶ Steeple	31	Diana GEORGE	SR	10:15.93	4/4/14	0.65	0.14	0.79
-----------	----	--------------	----	----------	--------	------	------	------

Team Total 0.79

166



Elon

Southern Conference

▼10

Event	Scrd As	Athlete	Yr	Scored Mark	Date	Pl. Pts.	Bonus	TOTAL
-------	---------	---------	----	-------------	------	----------	-------	-------

Scored bests come from CURRENT season

▶ HJ	30	Megan KIRSCHLING	SO	1.79m	5-10%	4/26/14	0.7	0.00	0.70
------	----	------------------	----	-------	-------	---------	-----	------	------

Team Total 0.70

166



LIU Brooklyn

Northeast Conference

▲33

Event	Scrd As	Athlete	Yr	Scored Mark	Date	Pl. Pts.	Bonus	TOTAL
-------	---------	---------	----	-------------	------	----------	-------	-------

Scored bests come from CURRENT season

▶ HJ	30	Kyaira WRIGHT-HARMON	SO	1.79m	5-10%	5/16/14	0.7	0.00	0.70
------	----	----------------------	----	-------	-------	---------	-----	------	------

Team Total 0.70

168



Penn

Ivy League

▼9


Event	Scrd As	Athlete	Yr	Scored Mark	Date	Pl. Pts.	Bonus	TOTAL
-------	---------	---------	----	-------------	------	----------	-------	-------

Scored bests come from CURRENT season

▶ JAV	31	Kelsey HAY	SO	50.02m	164-1	5/10/14	0.65	0.01	0.66
-------	----	------------	----	--------	-------	---------	------	------	------

Team Total 0.66

169



Temple

American Athletic Conference

▼7

Event	Scrd As	Athlete	Yr	Scored Mark	Date	Pl. Pts.	Bonus	TOTAL
-------	---------	---------	----	-------------	------	----------	-------	-------

Scored bests come from CURRENT season

▶ SP	32	Margo BRITTON	JR	16.07m	52-8%	5/2/14	0.6	0.00	0.60
------	----	---------------	----	--------	-------	--------	-----	------	------

Team Total 0.60

170



UNLV

Mountain West Conference

▼9

Event	Scrd As	Athlete	Yr	Scored Mark	Date	Pl. Pts.	Bonus	TOTAL
-------	---------	---------	----	-------------	------	----------	-------	-------

Scored bests come from CURRENT season

▶ 800	40	Auzsane CROWE-CARTER	SO	2:06.03		4/10/14	0.25	0.08	0.33
▶ HT	40	Cortney MILLER	SO	59.54m	195-4	5/14/14	0.25	0.00	0.25

Team Total 0.58

"Scrd As", short for "Scored As", Standing used for place points portion of performance's score combining preseason data (when applied) to current season data

Numbers in BLACK are both the performance's actual NCAA rank AND "scored as" rank Numbers in RED indicate actual NCAA rank does not exist or is worse than "scored as" rank Numbers in BLUE indicate actual NCAA rank is better than "scored as" rank

USTFCCCA Non-Member

Non-Member Schools Will NOT be ranked, beginning Week 2



2014 Outdoor Track & Field, Week #7

Only those who score >0.01 pts are shown
D denotes multiple-event rule in affect

WOMEN

171



Tulane

Conference USA

▼11

Event	Scrd As	Athlete	Yr	Scored Mark	Date	Pl. Pts.	Bonus	TOTAL
-------	---------	---------	----	-------------	------	----------	-------	-------

Scored bests come from CURRENT season

▶ JAV	33	Daliadiz ORTIZ	FR	49.94m	163-10	5/9/14	0.55	0.00	0.55
-------	----	----------------	----	--------	--------	--------	------	------	------

Team Total 0.55

172



Saint Francis (Pa.)

Northeast Conference

▲5

Event	Scrd As	Athlete	Yr	Scored Mark	Date	Pl. Pts.	Bonus	TOTAL
-------	---------	---------	----	-------------	------	----------	-------	-------

Scored bests come from CURRENT season

▶ 200	36	Brittany JOHNSON	SR	23.32	(0.7)	5/16/14	0.4	0.14	0.54
-------	----	------------------	----	-------	-------	---------	-----	------	------

Team Total 0.54

173



McNeese State

Southland Conference

▼6

Event	Scrd As	Athlete	Yr	Scored Mark	Date	Pl. Pts.	Bonus	TOTAL
-------	---------	---------	----	-------------	------	----------	-------	-------

Scored bests come from CURRENT season

▶ 100	37	Jasmine WEBB	SR	11.44w	(2.2)	5/9/14	0.35	0.12	0.47
-------	----	--------------	----	--------	-------	--------	------	------	------

Team Total 0.47

174



ETSU

Atlantic Sun Conference

▼11

Event	Scrd As	Athlete	Yr	Scored Mark	Date	Pl. Pts.	Bonus	TOTAL
-------	---------	---------	----	-------------	------	----------	-------	-------

Scored bests come from CURRENT season

▶ 100H	35	Demeteria EDGECOMBE	JR	13.37w	(3.1)	4/18/14	0.45	0.00	0.45
--------	----	---------------------	----	--------	-------	---------	------	------	------

Team Total 0.45

175



Stony Brook

America East Conference

▲24

Event	Scrd As	Athlete	Yr	Scored Mark	Date	Pl. Pts.	Bonus	TOTAL
-------	---------	---------	----	-------------	------	----------	-------	-------

Scored bests come from CURRENT season

▶ 1500	39	Olivia BURNE	SR	4:19.58		5/12/14	0.275	0.13	0.40
--------	----	--------------	----	---------	--	---------	-------	------	------

Team Total 0.40

176



Northern Illinois

Mid-American Conference

▼12

Event	Scrd As	Athlete	Yr	Scored Mark	Date	Pl. Pts.	Bonus	TOTAL
-------	---------	---------	----	-------------	------	----------	-------	-------

Scored bests come from CURRENT season

▶ HJ	37	Claudette DAY	FR	1.78m	5-10	4/19/14	0.35	0.00	0.35
------	----	---------------	----	-------	------	---------	------	------	------

Team Total 0.35

177



Eastern Kentucky

Ohio Valley Conference

▼6

Event	Scrd As	Athlete	Yr	Scored Mark	Date	Pl. Pts.	Bonus	TOTAL
-------	---------	---------	----	-------------	------	----------	-------	-------

Scored bests come from CURRENT season

▶ 5000	40	Ann EASON	JR	16:03.87		4/4/14	0.25	0.04	0.29
--------	----	-----------	----	----------	--	--------	------	------	------

Team Total 0.29

178



Florida Atlantic

Conference USA

▲4

Event	Scrd As	Athlete	Yr	Scored Mark	Date	Pl. Pts.	Bonus	TOTAL
-------	---------	---------	----	-------------	------	----------	-------	-------

Scored bests come from CURRENT season

▶ 400H	39	Danielle AROMASHODU	SR	58.49		5/15/14	0.275	0.00	0.28
--------	----	---------------------	----	-------	--	---------	-------	------	------

Team Total 0.28

179



Loyola-Chicago

Missouri Valley Conference

▲20

Event	Scrd As	Athlete	Yr	Scored Mark	Date	Pl. Pts.	Bonus	TOTAL
-------	---------	---------	----	-------------	------	----------	-------	-------

Scored bests come from CURRENT season

▶ DISC	40	Alison SZYKOWNY	JR	52.76m	173-1	5/16/14	0.25	0.00	0.25
--------	----	-----------------	----	--------	-------	---------	------	------	------

Team Total 0.25

180



Boston College

Atlantic Coast Conference

▲19

Event	Scrd As	Athlete	Yr	Scored Mark	Date	Pl. Pts.	Bonus	TOTAL
-------	---------	---------	----	-------------	------	----------	-------	-------

Scored bests come from CURRENT season

▶ Steeple	41	Danielle WINSLOW	SO	10:18.51		5/16/14	0.225	0.01	0.24
-----------	----	------------------	----	----------	--	---------	-------	------	------

Team Total 0.24

"Scrd As", short for "Scored As", Standing used for place points portion of performance's score combining preseason data (when applied) to current season data

Numbers in BLACK are both the performance's actual NCAA rank AND "scored as" rank Numbers in RED indicate actual NCAA rank does not exist or is worse than "scored as" rank Numbers in BLUE indicate actual NCAA rank is better than "scored as" rank

USTFCCCA Non-Member

Non-Member Schools Will NOT be ranked, beginning Week 2



2014 Outdoor Track & Field, Week #7

Only those who score >0.01 pts are shown
D denotes multiple-event rule in affect

WOMEN

181



Weber State

Big Sky Conference

▼ 11

Event	Scrd As	Athlete	Yr	Scored Mark	Date	Pl. Pts.	Bonus	TOTAL
-------	---------	---------	----	-------------	------	----------	-------	-------

Scored bests come from CURRENT season

▶ 10k	44	Taylor WARD	SR	34:07.86	4/4/14	0.15	0.00	0.15
▶ JAV	47	Tiffany HELLSTROM	SR	48.25m 158-3	5/2/14	0.075	0.00	0.08

Team Total 0.23

182



Lehigh

Patriot League

▲ 4

Event	Scrd As	Athlete	Yr	Scored Mark	Date	Pl. Pts.	Bonus	TOTAL
-------	---------	---------	----	-------------	------	----------	-------	-------

Scored bests come from CURRENT season

▶ HEPT	41	Brooke ASTOR	SR	5,324	4/16/14	0.225	0.00	0.22
--------	----	--------------	----	-------	---------	-------	------	------

Team Total 0.22

183



Brown

Ivy League

▼ 11

Event	Scrd As	Athlete	Yr	Scored Mark	Date	Pl. Pts.	Bonus	TOTAL
-------	---------	---------	----	-------------	------	----------	-------	-------

Scored bests come from CURRENT season

▶ 5000	44	Heidi CALDWELL	SR	16:05.84	4/4/14	0.15	0.00	0.15
--------	----	----------------	----	----------	--------	------	------	------

Team Total 0.15

184



Rhode Island

Atlantic 10 Conference

▼ 4

Event	Scrd As	Athlete	Yr	Scored Mark	Date	Pl. Pts.	Bonus	TOTAL
-------	---------	---------	----	-------------	------	----------	-------	-------

Scored bests come from CURRENT season

▶ JAV	44	Kelly MCCABE	SR	48.31m 158-6	5/3/14	0.15	0.00	0.15
-------	----	--------------	----	--------------	--------	------	------	------

Team Total 0.15

185



St. John's (N.Y.)

BIG EAST Conference

▼ 6

Event	Scrd As	Athlete	Yr	Scored Mark	Date	Pl. Pts.	Bonus	TOTAL
-------	---------	---------	----	-------------	------	----------	-------	-------

Scored bests come from CURRENT season

▶ 4x400	44	Garcia, Mooney, Presley, Allen		3:38.18	4/24/14	0.15	0.00	0.15
---------	----	--------------------------------	--	---------	---------	------	------	------

Team Total 0.15

186



Eastern Illinois

Ohio Valley Conference

▼ 6

Event	Scrd As	Athlete	Yr	Scored Mark	Date	Pl. Pts.	Bonus	TOTAL
-------	---------	---------	----	-------------	------	----------	-------	-------

Scored bests come from CURRENT season

▶ LJ	48	Jalisa PARAMORE	SR	6.19mw 20-3¾ (3.6)	4/11/14	0.05	0.00	0.05
------	----	-----------------	----	--------------------	---------	------	------	------

Team Total 0.05

186



Oral Roberts

Southland Conference

▼ 8

Event	Scrd As	Athlete	Yr	Scored Mark	Date	Pl. Pts.	Bonus	TOTAL
-------	---------	---------	----	-------------	------	----------	-------	-------

Scored bests come from CURRENT season

▶ 400	48	Madison REYNOLDS	SO	53.32	5/9/14	0.05	0.00	0.05
-------	----	------------------	----	-------	--------	------	------	------

Team Total 0.05

186



Southeast Missouri

Ohio Valley Conference

▼ 2

Event	Scrd As	Athlete	Yr	Scored Mark	Date	Pl. Pts.	Bonus	TOTAL
-------	---------	---------	----	-------------	------	----------	-------	-------

Scored bests come from CURRENT season

▶ DISC	48	Kayla GUTIERREZ	SO	52.32m 171-8	4/26/14	0.05	0.00	0.05
--------	----	-----------------	----	--------------	---------	------	------	------

Team Total 0.05

189



Cal State Fullerton

Big West Conference

▼ 6

Event	Scrd As	Athlete	Yr	Scored Mark	Date	Pl. Pts.	Bonus	TOTAL
-------	---------	---------	----	-------------	------	----------	-------	-------

Scored bests come from CURRENT season

▶ 4x100	48	Brown, Sims, Stewart, Thompson		45.22	3/27/14	0.05	0.00	0.05
---------	----	--------------------------------	--	-------	---------	------	------	------

Team Total 0.05

190



Lamar

Southland Conference

▼ 17

Event	Scrd As	Athlete	Yr	Scored Mark	Date	Pl. Pts.	Bonus	TOTAL
-------	---------	---------	----	-------------	------	----------	-------	-------

Scored bests come from CURRENT season

▶ Steeple	49	Louise WEBB	JR	10:19.83	4/17/14	0.025	0.00	0.03
-----------	----	-------------	----	----------	---------	-------	------	------

Team Total 0.03

"Scrd As", short for "Scored As", Standing used for place points portion of performance's score combining preseason data (when applied) to current season data

Numbers in BLACK are both the performance's actual NCAA rank AND "scored as" rank Numbers in RED indicate actual NCAA rank does not exist or is worse than "scored as" rank Numbers in BLUE indicate actual NCAA rank is better than "scored as" rank

USTFCCCA Non-Member

Non-Member Schools Will NOT be ranked, beginning Week 2