



# USTFCCCA NCAA Division I National Team Computer Rankings

as of 5/23/2014 10:43:13 AM

## 2014 Outdoor Track & Field, Week #8

Only those who score >0.01 pts are shown  
D denotes multiple-event rule in affect

MEN

1



Florida

Southeastern Conference

unch

Event	Scrd As	Athlete	Yr	Scored Mark	Date	Pl. Pts.	Bonus	TOTAL
Scored bests come from CURRENT season								
▶ 100	18	Antwan WRIGHT	SO	10.20 (1.5)	3/26/14	4	0.46	4.46
▶ 200	1	Dedric DUKES	JR	19.97 (-0.6)	4/3/14	30	5.64	35.64
▶ 400	4	Arman HALL	SO	45.19	4/3/14	24	2.80	26.80
▶ 400	6	Najee GLASS	SO	45.40	5/15/14	20	1.83	21.83
▶ 400	7	Hugh GRAHAM, JR.	JR	45.45	5/3/14	18	1.60	19.60
▶ 400	40	Nick URUBURU	FR	46.57	5/15/14	0.25	0.00	0.25
▶ 800	4	Sean OBINWA	SR	1:46.68	4/3/14	24	2.54	26.54
▶ 800	6	Ryan SCHNULLE	SO	1:47.15	5/15/14	20	1.42	21.42
▶ 800	10	Andres ARROYO	FR	1:47.57	4/3/14	12	0.86	12.86
▶ 110H	6	Eddie LOVETT	SR	13.45w (2.1)	3/26/14	20	2.71	22.71
▶ 4x100	1	Wright, Graham, Jr, Hall, Dukes		38.29	3/26/14	30	3.81	33.81
▶ 4x400	1	Glass, Graham, Jr, Dukes, Hall		2:59.73	4/3/14	30	4.01	34.01
▶ LJ	5	Marquis DENDY	JR	7.93m 26-¾ (2.0)	3/26/14	22	2.88	24.88
▶ TJ	1	Marquis DENDY	JR	16.52m 54-2½ (1.3)	5/15/14	30	7.86	37.86
▶ SP	3	Stipe ZUNIC	JR	20.52m 67-4	5/15/14	26	3.98	29.98
▶ HT	10	Kyle STRAWN	JR	68.18m 223-8	4/19/14	12	0.31	12.31
Team Total								364.95

2



Texas A&M

Southeastern Conference

unch

Event	Scrd As	Athlete	Yr	Scored Mark	Date	Pl. Pts.	Bonus	TOTAL
Scored bests come from CURRENT season								
▶ 100	14	Shavez HART	JR	10.18 (0.0)	4/11/14	7	0.68	7.68
▶ 100	15	Prezel HARDY, JR.	SR	10.19w (2.3)	3/26/14	6	0.57	6.57
▶ 200	2	Prezel HARDY, JR.	SR	20.14w (3.2)	4/19/14	28	3.76	31.76
▶ 200	6	Shavez HART	JR	20.35 (-0.5)	5/15/14	20	1.52	21.52
▶ 400	1	Deon LENDORE	JR	44.36	5/15/14	30	6.71	36.71
▶ 400	12	Bralon TAPLIN	JR	45.66	5/15/14	9	0.72	9.72
▶ 400	16	Carlyle ROUDETTE	SR	45.77	4/11/14	5	0.47	5.47
▶ 800	13	Hector HERNANDEZ	SO	1:47.73	5/15/14	8	0.67	8.67
▶ Steeple	37	Isaac SPENCER	JR	8:53.70	4/4/14	0.35	0.00	0.35
▶ 110H	1	Wayne DAVIS II	SR	13.23 (0.4)	5/15/14	30	7.06	37.06
▶ 400H	5	Gregory COLEMAN	JR	49.88	5/15/14	22	3.13	25.13
▶ 400H	41	Kenneth MINKAH	JR	51.32	5/15/14	0.225	0.00	0.22
▶ 4x100	2	Hardy, Jr., Hart, Bryan, Lendore		38.30	3/26/14	28	3.78	31.78
▶ 4x400	2	Taplin, Bailey Jr., Roudette, Lendore		3:01.19	5/15/14	28	3.18	31.18
▶ HJ	24	Devion HARRIS	SR	2.17m 7-1½	4/19/14	1	0.00	1.00
▶ PV	7	Chase WOLFLE	SO	5.56m 18-2½	5/15/14	18	1.24	19.24
▶ LJ	18	Olabanji ASEKUN	JR	7.80mw 25-7¼ (2.2)	4/4/14	4	0.00	4.00
▶ TJ	38	Olabanji ASEKUN	JR	15.50m 50-10½ (-0.5)	5/15/14	0.3	0.00	0.30
▶ TJ	43	Jeffrey PROTHRO	FR	15.45mw 50-8¼ (2.2)	4/25/14	0.175	0.00	0.17
▶ DISC	36	Dalton ROWAN	JR	57.62m 189-0	3/21/14	0.4	0.00	0.40
▶ HT	25	Casey STRONG	JR	64.29m 210-11	3/26/14	0.95	0.00	0.95
▶ JAV	7	Devin BOGERT	JR	73.01m 239-6	4/11/14	18	1.14	19.14
Team Total								299.03

"Scrd As", short for "Scored As", Standing used for place points portion of performance's score combining preseason data (when applied) to current season data

Numbers in BLACK are both the performance's actual NCAA rank AND "scored as" rank Numbers in RED indicate actual NCAA rank does not exist or is worse than "scored as" rank Numbers in BLUE indicate actual NCAA rank is better than "scored as" rank

USTFCCCA Non-Member

Non-Member Schools Will NOT be ranked, beginning Week 2



# USTFCCCA NCAA Division I National Team Computer Rankings

as of 5/23/2014 10:43:13 AM

## 2014 Outdoor Track & Field, Week #8

Only those who score >0.01 pts are shown  
D denotes multiple-event rule in affect

### MEN

3



Oregon

Pac-12 Conference

unch

Event	Scrd As	Athlete	Yr	Scored Mark	Date	Pl. Pts.	Bonus	TOTAL
Scored bests come from CURRENT season								
▶ 200	45	Arthur DELANEY	JR	20.87 (-2.1)	5/17/14	0.125	0.00	0.13
▶ 400	2	Mike BERRY	SR	45.05	5/17/14	28	3.45	31.45
▶ 1500	3	Mac FLEET	SR	3:40.00	5/9/14	26	2.11	28.11
▶ 1500	23	Colby ALEXANDER	JR	3:42.80	5/9/14	1.5	0.34	1.84
▶ Steeple	7	Tanguy PEPIOT	JR	8:43.24	5/4/14	18	1.86	19.86
▶ 5000	4	Trevor DUNBAR	SR	13:32.38	4/17/14	24	2.92	26.92
▶ 5000	16	Eric JENKINS	JR	13:45.27	5/17/14	5	0.00	5.00
▶ 5000	17	Parker STINSON	SR	13:45.62	5/4/14	4.5	0.00	4.50
▶ 5000	21	Edward CHESEREK	FR	13:46.77	4/17/14	2.5	0.00	2.50
▶ 5000	48	Jeremy ELKAIM	SO	13:59.25	4/5/14	0.05	0.00	0.05
▶ 10k	15	Edward CHESEREK	FR	28:51.97	4/4/14	6	0.49	6.49
▶ 10k	16	Parker STINSON	SR	28:51.98	4/4/14	5	0.49	5.49
▶ 10k	17	Trevor DUNBAR	SR	28:52.39	4/4/14	4.5	0.46	4.96
▶ 110H	7	Devon ALLEN	FR	13.47 (1.0)	5/17/14	18	2.32	20.32
▶ 110H	19	Johnathan CABRAL	JR	13.77 (0.9)	3/22/14	3.5	0.00	3.50
▶ 400H	33	Devon ALLEN	FR	51.19	5/17/14	0.55	0.00	0.55
▶ 4x400	15	Chambers, Delaney, Galpin, Berry		3:06.51	4/24/14	6	0.58	6.58
▶ HT	6	Greg SKIPPER	SO	70.57m 231-6	4/5/14	20	2.53	22.53
▶ JAV	3	Sam CROUSER	JR	75.41m 247-5	3/27/14	26	4.55	30.55
▶ DEC	3	Dakotah KEYS	JR	8,027	4/17/14	26	5.15	31.15
▶ DEC	17	Mitch MODIN	FR	7,457	4/17/14	4.5	0.00	4.50
Team Total							256.96	

4



Arkansas

Southeastern Conference

unch

Event	Scrd As	Athlete	Yr	Scored Mark	Date	Pl. Pts.	Bonus	TOTAL
Scored bests come from CURRENT season								
▶ 400	37	Neil BRADDY	SR	46.47	4/4/14	0.35	0.00	0.35
▶ 400	49	Eric JANISE	FR	46.75	5/2/14	0.025	0.00	0.03
▶ 800	5	Patrick RONO	JR	1:46.99	5/2/14	22	1.80	23.80
▶ 800	22	Tomas SQUELLA	JR	1:48.53	5/15/14	2	0.00	2.00
▶ 800	47	Andrew PISECHKO	SO	1:49.29	5/2/14	0.075	0.00	0.08
▶ Steeple	3	Stanley KEBENEI	JR	8:40.12	5/4/14	26	3.31	29.31
▶ 5000	28	Solomon HAILE	SR	13:49.28	4/4/14	0.8	0.00	0.80
▶ 5000	43	Stanley KEBENEI	JR	13:57.49	4/17/14	0.175	0.00	0.17
▶ 10k	25	Gabe GONZALES	SO	29:04.95	4/4/14	0.95	0.00	0.95
▶ 110H	8	Omar MCLEOD	FR	13.50 (0.9)	5/15/14	16	1.74	17.74
▶ 4x100	12	Hawkins, Lawson, Braddy, McLeod		39.54	5/15/14	9	0.82	9.82
▶ 4x400	5	Lawson, Southard, McLeod, Braddy		3:03.89	4/23/14	22	1.67	23.67
▶ HJ	5	Anthony MAY	SR	2.23m 7-3½	4/23/14	22	1.54	23.54
▶ HJ	26	Noah KITTELSON	SR	2.16m 7-1	3/26/14	0.9	0.00	0.90
▶ HJ	30	Ken LEGASSEY	FR	2.15m 7-½	4/4/14	0.7	0.00	0.70
▶ HJ	48	Dwayne GOLBEK	SR	2.13m 6-11½	3/26/14	0.05	0.00	0.05
▶ PV	12	Andrew IRWIN	JR	5.50m 18-½	4/23/14	9	0.00	9.00
▶ LJ	4	Raymond HIGGS	SR	7.94mw 26-¾ (2.5)	5/15/14	24	3.24	27.24
▶ LJ	7	Jarrion LAWSON	SO	7.92m 26-0 (1.3)	5/15/14	18	2.51	20.51
▶ LJ	13	Anthony MAY	SR	7.83mw 25-8¾ (2.7)	5/15/14	8	0.00	8.00
▶ TJ	4	Anthony MAY	SR	16.17mw 53-¾ (2.7)	4/23/14	24	1.91	25.91
▶ TJ	18	Clive PULLEN	FR	15.80mw 51-10 (3.0)	4/23/14	4	0.00	4.00
▶ TJ	48	Raymond HIGGS	SR	15.39m 50-6 (1.1)	5/15/14	0.05	0.00	0.05
▶ DEC	11	Kevin LAZAS	SR	7,592	3/26/14	10	0.25	10.25
Team Total							238.88	

"Scrd As", short for "Scored As", Standing used for place points portion of performance's score combining preseason data (when applied) to current season data

Numbers in BLACK are both the performance's actual NCAA rank AND "scored as" rank Numbers in RED indicate actual NCAA rank does not exist or is worse than "scored as" rank Numbers in BLUE indicate actual NCAA rank is better than "scored as" rank

USTFCCCA Non-Member

Non-Member Schools Will NOT be ranked, beginning Week 2



# USTFCCCA NCAA Division I National Team Computer Rankings

as of 5/23/2014 10:43:14 AM

## 2014 Outdoor Track & Field, Week #8

Only those who score >0.01 pts are shown  
D denotes multiple-event rule in affect

MEN

5



**Texas Tech**

Big 12 Conference

unch

Event	Scrd As	Athlete	Yr	Scored Mark	Date	Pl. Pts.	Bonus	TOTAL
Scored bests come from CURRENT season								
200	10	Trevor MACKEY	JR	20.47w (3.6)	4/12/14	12	0.88	12.88
400	17	Joseph RICHARDS III	SO	45.91cA 45.80	5/16/14	4.5	0.16	4.66
Steeple	29	Evans TUITOEK	SO	8:51.62	5/4/14	0.75	0.00	0.75
5000	1	Kennedy KITHUKA	SR	13:26.98	4/17/14	30	4.85	34.85
10k	2	Kennedy KITHUKA	SR	27:41.73	5/4/14	28	6.99	34.99
110H	26	Shujaa BENSON	JR	13.85w (3.6)	4/12/14	0.9	0.00	0.90
110H	36	Tramaine MALONEY	SO	13.91wcA 13.87 (3.9)	5/16/14	0.4	0.00	0.40
400H	33	JW SMITH	FR	51.19cA 51.08	5/16/14	0.55	0.00	0.55
400H	43	Dwayne EXTOL	SR	51.37cA 51.26	5/3/14	0.175	0.00	0.17
4x100	29	Johnson, Richards III, Tennon, Extol		40.00	4/12/14	0.75	0.21	0.96
4x400	40	Richards III, Extol, Brinn, Foster		3:08.63	4/12/14	0.25	0.11	0.36
HJ	3	Jacorian DUFFIELD	JR	2.27m 7-5½	5/3/14	26	4.53	30.53
HJ	9	Bradley ADKINS	SO	2.21m 7-3	4/5/14	14	0.59	14.59
PV	25	Kyal MEYERS	SR	5.35m 17-6¾	3/26/14	0.95	0.00	0.95
PV	42	Kyle THOMPSON	SO	5.25m 17-2¾	5/3/14	0.2	0.00	0.20
LJ	12	Shujaa BENSON	JR	7.84m 25-8¾ (1.7)	5/16/14	9	0.17	9.17
LJ	14	Jerome WILSON	JR	7.82m 25-8 (1.1)	5/16/14	7	0.00	7.00
TJ	19	Jerome WILSON	JR	15.76mw 51-8¾ (3.4)	5/16/14	3.5	0.00	3.50
SP	13	Kole WELDON	JR	19.67m 64-6¾	3/26/14	8	0.00	8.00
DISC	10	Kole WELDON	JR	62.05m 203-7	5/3/14	12	0.00	12.00
Team Total								177.40

6



**Georgia**

Southeastern Conference

unch

Event	Scrd As	Athlete	Yr	Scored Mark	Date	Pl. Pts.	Bonus	TOTAL
Scored bests come from CURRENT season								
100	18	Johnathan SMITH	SR	10.20 (0.2)	4/11/14	4	0.46	4.46
200	15	Johnathan SMITH	SR	20.54w (2.5)	3/28/14	6	0.51	6.51
200	31	Maurice FREEMAN	SO	20.79 (0.2)	4/11/14	0.65	0.00	0.65
200	45	Reggie GLOVER	FR	20.87 (0.2)	4/11/14	0.125	0.00	0.13
800	8	Charles GRETHEN	JR	1:47.22	4/3/14	16	1.27	17.27
5000	45	Brandon LORD	JR	13:58.46	4/17/14	0.125	0.00	0.13
10k	36	Brandon LORD	JR	29:10.87	3/28/14	0.4	0.00	0.40
400H	9	Drew BRANCH	JR	50.41	5/15/14	14	0.86	14.86
4x100	13	Calhoun, Glover, Thompson, Smith		39.58	4/11/14	8	0.75	8.75
4x400	11	Freeman, White, Branch, Evans		3:05.73	4/3/14	10	0.86	10.86
SP	11	Caleb WHITENER	SR	19.83m 65-¾	4/17/14	10	0.60	10.60
SP	12	Nick VENA	JR	19.69m 64-7¾	5/15/14	9	0.07	9.07
SP	16	Ashinia MILLER	SO	19.54m 64-1¼	5/15/14	5	0.00	5.00
HT	11	Alex POURSANIDIS	FR	67.24m 220-7	4/17/14	10	0.00	10.00
HT	17	Alex LARSSON	FR	65.45m 214-8	4/11/14	4.5	0.00	4.50
JAV	30	Braydon ANDERSON	JR	68.44m 224-6	5/10/14	0.7	0.00	0.70
JAV	45	Garrett SCANTLING	JR	66.69m 218-9	4/10/14	0.125	0.00	0.13
DEC	1	Garrett SCANTLING	JR	8,169	4/10/14	30	7.80	37.80
DEC	2	Maicel UIBO	SO	8,123	4/10/14	28	6.94	34.94
Team Total								176.75

"Scrd As", short for "Scored As", Standing used for place points portion of performance's score combining preseason data (when applied) to current season data

Numbers in BLACK are both the performance's actual NCAA rank AND "scored as" rank Numbers in RED indicate actual NCAA rank does not exist or is worse than "scored as" rank Numbers in BLUE indicate actual NCAA rank is better than "scored as" rank

USTFCCCA Non-Member

Non-Member Schools Will NOT be ranked, beginning Week 2




# USTFCCCA NCAA Division I National Team Computer Rankings



as of 5/23/2014 10:43:14 AM


## 2014 Outdoor Track & Field, Week #8

Only those who score >0.01 pts are shown  
D denotes multiple-event rule in affect

### MEN

7			Texas		unch				
Big 12 Conference									
Event	Scrd As	Athlete	Yr	Scored Mark		Date	Pl. Pts.	Bonus	TOTAL
Scored bests come from CURRENT season									
▶ 100	7	Senoj-Jay GIVANS	FR	10.13cA	10.10 (0.1)	5/16/14	18	1.23	19.23
▶ 200	20	Senoj-Jay GIVANS	FR	20.63w	(3.0)	5/3/14	3	0.03	3.03
▶ 400	13	Zack BILDERBACK	SO	45.73		4/19/14	8	0.56	8.56
▶ 400	48	Christopher IRVIN	FR	46.74cA	46.63	5/16/14	0.05	0.00	0.05
▶ 110H	25	Spencer DUNKERLEY-OFFOR	FR	13.84	(0.5)	3/26/14	0.95	0.00	0.95
▶ 4x100	20	Anumnu, Bilderback, Givans, Irvin		39.71		4/24/14	3	0.52	3.52
▶ 4x400	8	Irvin, Whyte, Givans, Bilderback		3:05.13		4/24/14	16	1.08	17.08
▶ PV	10	Reese WATSON	SO	5.51m	18-1	4/12/14	12	0.12	12.12
▶ SP	1	Ryan CROUSER	JR	21.39m	70-2½	5/16/14	30	10.49	40.49
▶ SP	23	Will SPENCE	JR	19.25m	63-2	4/19/14	1.5	0.00	1.50
▶ DISC	7	Ryan CROUSER	JR	63.90m	209-7	5/16/14	18	1.54	19.54
▶ DISC	24	Will SPENCE	JR	58.61m	192-3	5/3/14	1	0.00	1.00
▶ DISC	47	Blake JAKOBSSON	JR	55.80m	183-1	4/12/14	0.075	0.00	0.08
▶ JAV	4	Fabian DOHMANN	FR	74.25m	243-7	5/16/14	24	2.49	26.49
▶ DEC	10	Wolf MAHLER	FR	7,602		5/16/14	12	0.35	12.35
▶ DEC	12	Johannes HOCK	SO	7,573		3/26/14	9	0.07	9.07
Team Total								175.07	

9			LSU		Southeastern Conference						1
Event	Scrd As	Athlete	Yr	Scored Mark		Date	Pl. Pts.	Bonus	TOTAL		
Scored bests come from CURRENT season											
▶ 100	13	Aaron ERNEST	JR	10.17w	(2.1)	5/15/14	8	0.79		8.79	
▶ 200	2	Aaron ERNEST	JR	20.14	(1.7)	5/3/14	28	3.76		31.76	
▶ 200	27	Shermund ALLSOP	SR	20.74	(1.4)	4/12/14	0.85	0.00		0.85	
▶ 400	3	Vernon NORWOOD	JR	45.17		5/15/14	26	2.89		28.89	
▶ 400	33	Darrell BUSH	SO	46.40		4/5/14	0.55	0.00		0.55	
▶ 400	35	Cyril GRAYSON	SO	46.45		5/15/14	0.45	0.00		0.45	
▶ 800	39	Blair HENDERSON	FR	1:49.18		4/19/14	0.275	0.00		0.28	
▶ 110H	26	Joshua LAMERS	SO	13.85w	(4.0)	5/3/14	0.9	0.00		0.90	
▶ 110H	32	Joshua THOMPSON	JR	13.88w	(2.4)	4/19/14	0.6	0.00		0.60	
▶ 400H	26	Quincy DOWNING	JR	51.07		4/19/14	0.9	0.00		0.90	
▶ 4x100	3	Mitchell-Blake, Ernest, Acy, Allsop		38.68		5/15/14	26	2.72		28.72	
▶ 4x400	3	Downing, Bush, Grayson, Norwood		3:02.81		3/26/14	26	2.27		28.27	
▶ TJ	25	Fitzroy DUNKLEY	SO	15.71m	51-6½ (0.7)	5/3/14	0.95	0.00		0.95	
▶ DISC	4	Rodney BROWN	JR	64.26m	210-10	4/24/14	24	2.87		26.87	
▶ HT	16	Jeremy TUTTLE	JR	66.05m	216-8	5/3/14	5	0.00		5.00	
▶ JAV	49	Jeremy TUTTLE	JR	66.21m	217-2	5/3/14	0.025	0.00		0.03	
Team Total										163.80	

8			Oklahoma State			▲ 1			
Big 12 Conference									
Event	Scrd As	Athlete	Yr	Scored Mark	Date	Pl. Pts.	Bonus	TOTAL	
Scored bests come from CURRENT season									
▶ 100	8	John TEETERS	SO	10.14	(1.9)	4/17/14	16	1.12	17.12
▶ 800	37	Tyler PAYTON	SR	1:49.17		5/2/14	0.35	0.00	0.35
▶ 1500	4	Chad NOELLE	SO	3:40.06		4/17/14	24	2.07	26.07
▶ 5000	2	Kirubel ERASSA	JR	13:27.55		5/4/14	28	4.64	32.64
▶ 5000	9	Shadrack KIPCHIRCHIR	SR	13:37.68		4/17/14	14	1.31	15.31
▶ 10k	1	Shadrack KIPCHIRCHIR	SR	27:36.79		5/4/14	30	7.47	37.47
▶ 10k	24	Kirubel ERASSA	JR	29:02.77		4/4/14	1	0.00	1.00
▶ 10k	46	Brian GOHLKE	JR	29:17.41		4/4/14	0.1	0.00	0.10
▶ SP	48	Itamar LEVI	FR	18.21m	59-9	5/2/14	0.05	0.00	0.05
▶ HT	1	Nick MILLER	JR	74.38m	244-0	5/16/14	30	8.70	38.70
Team Total								168.80	

"Scrd As", short for "Scored As", Standing used for place points portion of performance's score combining preseason data (when applied) to current season data

Numbers in BLACK are both the performance's actual NCAA rank AND "scored as" rank Numbers in RED indicate actual NCAA rank does not exist or is worse than "scored as" rank Numbers in BLUE indicate actual NCAA rank is better than "scored as" rank

USTFCCCA Non-Member

Non-Member Schools Will NOT be ranked, beginning Week 2



# USTFCCCA NCAA Division I National Team Computer Rankings

as of 5/23/2014 10:43:14 AM

## 2014 Outdoor Track & Field, Week #8

Only those who score >0.01 pts are shown  
D denotes multiple-event rule in affect

MEN

10



BYU

Independent (DI)

unch

Event	Scrd As	Athlete	Yr	Scored	Mark	Date	Pl. Pts.	Bonus	TOTAL
Scored bests come from CURRENT season									
800	37	Tanner SORK	FR	1:49.17cA	1:49.71	4/23/14	0.35	0.00	0.35
Steeple	2	Curtis CARR	SR	8:37.54		4/17/14	28	4.52	32.52
Steeple	38	Aaron FLETCHER	SO	8:53.75		4/17/14	0.3	0.00	0.30
Steeple	42	James TRACY	JR	8:54.41		4/4/14	0.2	0.00	0.20
Steeple	46	Travis FULLER	JR	8:55.91		5/16/14	0.1	0.00	0.10
5000	7	Jared WARD	SR	13:34.74		4/17/14	18	2.08	20.08
5000	36	Curtis CARR	SR	13:55.77		4/4/14	0.4	0.00	0.40
10k	3	Jason WITT	JR	28:36.64		4/4/14	26	1.87	27.87
10k	4	Jared WARD	SR	28:37.36		4/4/14	24	1.80	25.80
10k	9	Jonathan NELSON	SO	28:44.72		4/4/14	14	1.14	15.14
10k	18	Tylor THATCHER	SR	28:57.05		4/4/14	4	0.18	4.18
400H	24	Korey SMITH	SO	50.96cA	50.85	5/1/14	1	0.00	1.00
400H	46	Mark CARLSON	SO	51.46cA	51.35	4/23/14	0.1	0.00	0.10
4x400	36	Yardley, Harper, Smith, Adams		3:08.50		5/16/14	0.4	0.13	0.53
HJ	18	Dakoda JOHN	SR	2.19m	7-2½	5/1/14	4	0.00	4.00
HJ	20	Zachary BLACKHAM	FR	2.18m	7-1½	4/18/14	3	0.00	3.00
DEC	8	Chase DALTON	SR	7,642		3/26/14	16	0.73	16.73
DEC	19	Joshua WEIRICH	SR	7,412		3/20/14	3.5	0.00	3.50
Team Total									155.80

11



Mississippi

Southeastern Conference

2

Event	Scrd As	Athlete	Yr	Scored	Mark	Date	Pl. Pts.	Bonus	TOTAL
Scored bests come from CURRENT season									
100	23	Jalen MILLER	FR	10.24	(1.6)	4/26/14	1.5	0.03	1.53
100	39	Michael GRANGER	SR	10.34w	(2.3)	4/11/14	0.275	0.00	0.28
1500	13	Sean TOBIN	FR	3:42.07		4/17/14	8	0.65	8.65
110H	36	Robert SEMIEN	JR	13.91	(1.9)	4/11/14	0.4	0.00	0.40
4x100	22	Granger, Miller, Serrette, Moore		39.81		5/15/14	2	0.38	2.38
4x400	33	Griffin, Morgan, Serrette, Young		3:08.38		5/3/14	0.55	0.16	0.71
HJ	2	Ricky ROBERTSON	SR	2.29m	7-6	3/26/14	28	6.42	34.42
PV	1	Sam KENDRICKS	JR	5.70m	18-8½	3/26/14	30	6.92	36.92
LJ	28	Ricky ROBERTSON	SR	7.71m	25-3½ (1.9)	5/15/14	0.8	0.00	0.80
LJ	47	Phillip YOUNG	JR	7.59m	24-11 (1.0)	5/15/14	0.075	0.00	0.08
TJ	2	Ricky ROBERTSON	SR	16.45m	53-11½ (-1.4)	5/15/14	28	6.66	34.66
TJ	7	Phillip YOUNG	JR	16.11m	52-10½ (1.8)	5/3/14	18	1.39	19.39
HT	27	Nathan LOE	FR	64.08m	210-3	4/4/14	0.85	0.00	0.85
Team Total									141.05

"Scrd As", short for "Scored As", Standing used for place points portion of performance's score combining preseason data (when applied) to current season data

Numbers in BLACK are both the performance's actual NCAA rank AND "scored as" rank Numbers in RED indicate actual NCAA rank does not exist or is worse than "scored as" rank Numbers in BLUE indicate actual NCAA rank is better than "scored as" rank

USTFCCCA Non-Member

Non-Member Schools Will NOT be ranked, beginning Week 2



# USTFCCCA NCAA Division I National Team Computer Rankings

as of 5/23/2014 10:43:15 AM

## 2014 Outdoor Track & Field, Week #8

Only those who score >0.01 pts are shown  
D denotes multiple-event rule in affect

### MEN

# 12



## Wisconsin

### Big Ten Conference

# 2

Event	Scrd As	Athlete	Yr	Scored Mark	Date	Pl. Pts.	Bonus	TOTAL
Scored bests come from CURRENT season								
▶ 1500	5	Austin MUDD	JR	3:40.16	5/4/14	22	1.99	23.99
▶ 1500	14	Alex HATZ	JR	3:42.10	5/4/14	7	0.63	7.63
▶ Steeple	12	Alex BRILL	SR	8:47.32	5/4/14	9	0.44	9.44
▶ 5000	3	Mohammed AHMED	SR	13:28.02	5/4/14	26	4.47	30.47
▶ 5000	11	Reed CONNOR	SR	13:39.34	4/17/14	10	1.02	11.02
▶ 10k	26	Mohammed AHMED	SR	29:06.60	5/16/14	0.9	0.00	0.90
▶ 10k	27	Michael VANVOORHIS	SR	29:06.65	5/16/14	0.85	0.00	0.85
▶ 4x400	45	Awosika, Davis, Payne, Thompson		3:09.64	5/16/14	0.125	0.00	0.13
▶ PV	45	Jesse JOHNSON	FR	5.22m	17-1½	0.125	0.00	0.13
▶ SP	29	Danny BLOCK	SR	18.90m	62-¾	0.75	0.00	0.75
▶ DISC	27	Danny BLOCK	SR	58.29m	191-3	0.85	0.00	0.85
▶ DISC	31	Alex THOMPSON	JR	57.94m	190-1	0.65	0.00	0.65
▶ HT	5	Michael LIHRMAN	JR	71.10m	233-3	22	3.02	25.02
▶ JAV	41	Ben SCHREIB	SO	67.02m	219-10	0.225	0.00	0.22
▶ DEC	4	Zach ZIEMEK	JR	7,860	4/10/14	24	2.82	26.82
Team Total								138.86

# 13



## Alabama

### Southeastern Conference

# 2

Event	Scrd As	Athlete	Yr	Scored Mark		Date	Pl. Pts.	Bonus	TOTAL
Scored bests come from CURRENT season									
▶ 100	2	Diondre BATSON	SR	10.01w	(2.3)	4/11/14	28	3.69	31.69
▶ 100	18	Akeem HAYNES	SR	10.20w	(2.3)	4/11/14	4	0.46	4.46
▶ 100	29	Alex SANDERS	SR	10.26w	(2.5)	4/17/14	0.75	0.00	0.75
▶ 800	15	Alex AMANKWAH	JR	1:47.89		5/2/14	6	0.48	6.48
▶ 800	27	Jacopo LAHBI	FR	1:48.69		4/11/14	0.85	0.00	0.85
▶ 1500	39	Matt AIROLA	JR	3:43.66c	4:01.55(1)	5/2/14	0.275	0.04	0.32
▶ 4x100	4	Sanders, Batson, Haynes, Davis		38.91		4/5/14	24	2.10	26.10
▶ 4x400	21	Davis, Amankwah, Lahbi, Taylor		3:07.09		5/15/14	2.5	0.39	2.89
▶ HJ	9	Justin FONDREN	SO	2.21m	7-3	4/5/14	14	0.59	14.59
▶ LJ	44	Kamal FULLER	SR	7.61m	24-11½ (1.7)	4/5/14	0.15	0.00	0.15
▶ SP	42	Kyle FELPEL	FR	18.36m	60-3	5/2/14	0.2	0.00	0.20
▶ DISC	8	Hayden REED	FR	63.74m	209-1	5/15/14	16	1.18	17.18
▶ DISC	33	Joe WILLIAMS	FR	57.78m	189-7	4/11/14	0.55	0.00	0.55
▶ HT	4	Elias HAKANSSON	SO	71.38m	234-2	3/20/14	24	3.28	27.28
▶ HT	19	Charodd RICHARDSON	JR	65.07m	213-6	5/2/14	3.5	0.00	3.50
Team Total								136.97	

# 14



## Southern California

### Pac-12 Conference

# 1

Event	Scrd As	Athlete	Yr	Scored Mark		Date	Pl. Pts.	Bonus	TOTAL
Scored bests come from CURRENT season									
▶ 100	11	Aaron BROWN	SR	10.16	(0.0)	4/17/14	10	0.90	10.90
▶ 100	24	BeeJay LEE	JR	10.25	(-0.7)	5/4/14	1	0.00	1.00
▶ 200	5	Aaron BROWN	SR	20.19	(-0.6)	4/3/14	22	3.22	25.22
▶ 200	23	Davonte STEWART	JR	20.68	(0.1)	4/3/14	1.5	0.00	1.50
▶ 200	37	BeeJay LEE	JR	20.83	(1.3)	5/4/14	0.35	0.00	0.35
▶ 400	43	Alexander ROHANI	FR	46.68		5/17/14	0.175	0.00	0.17
▶ 110H	2	Aleec HARRIS	SR	13.32	(0.1)	4/17/14	28	5.26	33.26
▶ 4x100	9	Harris, Brown, Lee, Stewart		39.43		5/17/14	14	1.02	15.02
▶ HT	2	Remy CONASTER	SR	72.76m	238-8	3/22/14	28	5.77	33.77
▶ JAV	43	Jeffrey CHURCHMAN	SR	66.85m	219-4	5/17/14	0.175	0.00	0.17
▶ DEC	15	Viktor FAJOYOMI	SR	7,489		5/10/14	6	0.00	6.00
Team Total								127.36	

"Scrd As", short for "Scored As", Standing used for place points portion of performance's score combining preseason data (when applied) to current season data

Numbers in BLACK are both the performance's actual NCAA rank AND "scored as" rank Numbers in RED indicate actual NCAA rank does not exist or is worse than "scored as" rank Numbers in BLUE indicate actual NCAA rank is better than "scored as" rank

USTFCCCA Non-Member

Non-Member Schools Will NOT be ranked, beginning Week 2





# USTFCCCA NCAA Division I National Team Computer Rankings

as of 5/23/2014 10:43:15 AM

## 2014 Outdoor Track & Field, Week #8

Only those who score >0.01 pts are shown  
D denotes multiple-event rule in affect

### MEN

# 15



## Baylor

### Big 12 Conference

▼ 3

Event	Scrd As	Athlete	Yr	Scored Mark	Date	Pl. Pts.	Bonus	TOTAL
Scored bests come from CURRENT season								
▶ 100	2	Trayvon BROMELL	FR	10.01 (1.5)	3/26/14	28	3.69	31.69
▶ 100	15	Everett WALKER	SR	10.19w (3.0)	5/3/14	6	0.57	6.57
▶ 200	9	Blake HERIOT	SR	20.45w (3.3)	3/20/14	14	0.99	14.99
▶ 200	32	Everett WALKER	SR	20.81wca 20.74 (2.7)	5/16/14	0.6	0.00	0.60
▶ 110H	12	Bryce GRACE	SO	13.64w (2.2)	5/3/14	9	0.00	9.00
▶ 400H	6	Timothy HOLMES	FR	50.09ca 49.98	5/16/14	20	2.01	22.01
▶ 4x100	5	Bromell, Heriot, Walker, Reece		39.09	3/26/14	22	1.63	23.63
▶ 4x400	18	Holmes, Seale, Caddick, Heriot		3:06.68ca 3:06.24	5/16/14	4	0.52	4.52
▶ JAV	28	Blake MAYBERRY	SR	68.64m 225-2	3/26/14	0.8	0.00	0.80
▶ DEC	24	Henry VILDOSOLA	SR	7,344	5/16/14	1	0.00	1.00
Team Total							114.79	

# 16



## Illinois

### Big Ten Conference

▲ 1

Event	Scrd As	Athlete	Yr	Scored Mark	Date	Pl. Pts.	Bonus	TOTAL
Scored bests come from CURRENT season								
▶ 200	40	Brandon STRYGANEK	JR	20.85w (3.2)	4/12/14	0.25	0.00	0.25
▶ 400	17	Stephon PAMILTON	SR	45.91	5/16/14	4.5	0.16	4.66
▶ 400	20	DJ ZAHN	JR	45.92	5/16/14	3	0.13	3.13
▶ 800	13	Joe MCASEY	SO	1:47.73	5/16/14	8	0.67	8.67
▶ 1500	17	Liam MARKHAM	SO	3:42.33	4/18/14	4.5	0.50	5.00
▶ 10k	41	Jannis TOPFER	SR	29:13.07	4/17/14	0.225	0.00	0.22
▶ 110H	3	Vanier JOSEPH	SR	13.41w (2.6)	4/12/14	26	3.49	29.49
▶ 110H	38	David KENDZIERA	FR	13.93 (-1.4)	5/16/14	0.3	0.00	0.30
▶ 400H	6	Cam VINEY	SO	50.09	4/23/14	20	2.01	22.01
▶ 400H	38	David KENDZIERA	FR	51.27	5/3/14	0.3	0.00	0.30
▶ 4x100	10	Smith, Stryganek, Pamilton, Zahn		39.51	4/23/14	12	0.87	12.87
▶ 4x400	6	Zahn, Mcasey, Allen, Pamilton		3:04.24	4/23/14	20	1.48	21.48
▶ PV	34	Cody KLEIN	SR	5.30m 17-4½	4/19/14	0.5	0.00	0.50
▶ DISC	44	Brandon NOE	JR	56.45m 185-2	4/12/14	0.15	0.00	0.15
Team Total							109.04	

# 17



## Penn State

### Big Ten Conference

▼ 1

Event	Scrd As	Athlete	Yr	Scored Mark	Date	Pl. Pts.	Bonus	TOTAL
Scored bests come from CURRENT season								
▶ 800	33	Za'Von WATKINS	SO	1:48.94	4/5/14	0.55	0.00	0.55
▶ 1500	2	Brannon KIDDER	SO	3:38.82	5/4/14	28	2.95	30.95
▶ 4x400	38	Bennett-Green, Bennett-Green, Shisler, Nadolsky		3:08.57	4/24/14	0.3	0.12	0.42
▶ HJ	20	Jon HENDERSHOT	SR	2.18m 7-1¾	5/9/14	3	0.00	3.00
▶ HJ	36	Robert CARDINA	FR	2.14m 7-¼	3/26/14	0.4	0.00	0.40
▶ TJ	10	Steve WAITHE	JR	16.04mw 52-7½ (2.9)	4/12/14	12	0.79	12.79
▶ SP	2	Darrell HILL	JR	20.57m 67-6	5/16/14	28	4.36	32.36
▶ DISC	48	Will BARR	SR	55.74m 182-10	4/24/14	0.05	0.00	0.05
▶ HT	42	Will BARR	SR	62.62m 205-5	5/9/14	0.2	0.00	0.20
▶ JAV	8	Michael SHUEY	SO	72.69m 238-6	4/5/14	16	0.79	16.79
▶ JAV	31	Cole PROFFITT	FR	68.38m 224-4	4/24/14	0.65	0.00	0.65
▶ DEC	13	Robert CARDINA	FR	7,508	3/26/14	8	0.00	8.00
Team Total							106.16	

# 18



## Tennessee

### Southeastern Conference

▲ 1

Event	Scrd As	Athlete	Yr	Scored Mark	Date	Pl. Pts.	Bonus	TOTAL
Scored bests come from CURRENT season								
▶ PV	3	Jake BLANKENSHIP	SO	5.64m 18-6	5/15/14	26	4.26	30.26
▶ PV	31	Chase BRANNON	SR	5.32m 17-5½	5/3/14	0.65	0.00	0.65
▶ SP	21	Tavis BAILEY	JR	19.29m 63-3¾	4/10/14	2.5	0.00	2.50
▶ SP	31	Matthew HOTY	JR	18.86m 61-10½	5/15/14	0.65	0.00	0.65
▶ DISC	3	Tavis BAILEY	JR	64.51m 211-7	5/3/14	26	3.79	29.79
▶ JAV	1	Kyle QUINN	SO	78.28m 256-10	4/10/14	30	10.68	40.68
Team Total							104.54	

"Scrd As", short for "Scored As", Standing used for place points portion of performance's score combining preseason data (when applied) to current season data

Numbers in BLACK are both the performance's actual NCAA rank AND "scored as" rank Numbers in RED indicate actual NCAA rank does not exist or is worse than "scored as" rank Numbers in BLUE indicate actual NCAA rank is better than "scored as" rank

USTFCCCA Non-Member

Non-Member Schools Will NOT be ranked, beginning Week 2



# USTFCCCA NCAA Division I National Team Computer Rankings

as of 5/23/2014 10:43:15 AM

## 2014 Outdoor Track & Field, Week #8

Only those who score >0.01 pts are shown  
D denotes multiple-event rule in affect

### MEN

19



Kentucky

Southeastern Conference

▼ 1

Event	Scrd As	Athlete	Yr	Scored Mark	Date	Pl. Pts.	Bonus	TOTAL
Scored bests come from CURRENT season								
800	10	Keffri NEAL	JR	1:47.57	4/3/14	12	0.86	12.86
1500	42	Matt HILLENBRAND	SR	3:43.90	3/21/14	0.2	0.00	0.20
110H	23	Nick ANDERSON	FR	13.82w (2.2)	5/3/14	1.5	0.00	1.50
SP	10	Brad SZYPKA	JR	19.85m 65-1½	5/3/14	12	0.68	12.68
DISC	1	Andrew EVANS	SR	66.37m 217-9	5/3/14	30	10.65	40.65
JAV	2	Raymond DYKSTRA	JR	76.45m 250-10	5/15/14	28	6.77	34.77
Team Total								102.66

20



Arizona

Pac-12 Conference

▲ 2

Event	Scrd As	Athlete	Yr	Scored Mark	Date	Pl. Pts.	Bonus	TOTAL
Scored bests come from CURRENT season								
400	35	Miles PARISH	FR	46.45	5/17/14	0.45	0.00	0.45
1500	1	Lawi LALANG	SR	3:36.34	5/17/14	30	4.76	34.76
5000	12	Lawi LALANG	SR	13:41.44	5/17/14	9	0.65	9.65
HJ	1	Nick ROSS	SR	2.30m 7-6½	5/3/14	30	7.37	37.37
LJ	46	Avery MICKENS	FR	7.60mw 24-11¼ (3.4)	4/5/14	0.1	0.00	0.10
TJ	34	Nick ROSS	SR	15.59m 51-1½ (0.0)	5/3/14	0.5	0.00	0.50
SP	41	Aaron CASTLE	FR	18.43m 60-5½	4/19/14	0.225	0.00	0.22
HT	9	Jordan YOUNG	FR	68.28m 224-0	4/19/14	14	0.40	14.40
Team Total								97.46

21



Stanford

Pac-12 Conference

▲ 2

Event	Scrd As	Athlete	Yr	Scored Mark	Date	Pl. Pts.	Bonus	TOTAL
Scored bests come from CURRENT season								
400	14	Steven SOLOMON	SO	45.76cA 45.65	5/3/14	7	0.50	7.50
800	31	Luke LEFEBURE	JR	1:48.79	4/12/14	0.65	0.00	0.65
1500	6	Tyler STUTZMAN	SR	3:40.21	5/4/14	20	1.96	21.96
1500	11	Michael ATCHOO	SR	3:41.92	5/4/14	10	0.75	10.75
1500	23	Marco BERTOLOTTI	JR	3:42.80	5/4/14	1.5	0.34	1.84
5000	6	Joe ROSA	JR	13:33.56	5/4/14	20	2.50	22.50
5000	8	Erik OLSON	JR	13:36.91	5/4/14	16	1.44	17.44
10k	21	Jim ROSA	JR	29:00.13	5/4/14	2.5	0.04	2.54
PV	25	Dylan DUVIO	FR	5.35m 17-6½	5/3/14	0.95	0.00	0.95
TJ	11	Darian BROOKS	SO	16.02m 52-6¼ (-0.2)	5/17/14	10	0.61	10.61
Team Total								96.74

22



UCLA

Pac-12 Conference

▼ 2

Event	Scrd As	Athlete	Yr	Scored Mark	Date	Pl. Pts.	Bonus	TOTAL
Scored bests come from CURRENT season								
800	9	Nick HARTLE	SO	1:47.51	3/9/14	14	0.93	14.93
5000	40	Ferdinand EDMAN	SO	13:56.87	4/17/14	0.25	0.00	0.25
4x100	46	Selig, Hall, Simon, Merriweather		40.37	5/17/14	0.1	0.00	0.10
HJ	14	Cody CRAMPTON	FR	2.20m 7-2½	3/9/14	7	0.11	7.11
PV	4	Michael WOEPSE	SR	5.62m 18-5¼	5/4/14	24	3.38	27.38
SP	14	Nicholas SCARVELIS	SO	19.62m 64-4½	5/4/14	7	0.00	7.00
DISC	2	Julian WRUCK	SR	65.01m 213-3	3/26/14	28	5.64	33.64
DISC	15	Matthew KOSECKI	SR	59.95m 196-8	4/17/14	6	0.00	6.00
JAV	42	Cody DANIELSON	FR	66.92m 219-6	5/17/14	0.2	0.00	0.20
Team Total								96.60

"Scrd As", short for "Scored As", Standing used for place points portion of performance's score combining preseason data (when applied) to current season data

Numbers in BLACK are both the performance's actual NCAA rank AND "scored as" rank Numbers in RED indicate actual NCAA rank does not exist or is worse than "scored as" rank Numbers in BLUE indicate actual NCAA rank is better than "scored as" rank

USTFCCCA Non-Member

Non-Member Schools Will NOT be ranked, beginning Week 2





# USTFCCCA NCAA Division I National Team Computer Rankings

as of 5/23/2014 10:43:15 AM

## 2014 Outdoor Track & Field, Week #8

Only those who score >0.01 pts are shown  
D denotes multiple-event rule in affect

MEN

23



Nebraska

Big Ten Conference

▼ 2

Event	Scrd As	Athlete	Yr	Scored Mark	Date	Pl. Pts.	Bonus	TOTAL
Scored bests come from CURRENT season								
▶ 400	25	Cody RUSH	SO	46.18	5/16/14	0.95	0.00	0.95
▶ 400	42	Levi GIPSON	SO	46.63	5/3/14	0.2	0.00	0.20
▶ 110H	43	Sean PILLE	SO	13.96 (-1.0)	5/10/14	0.175	0.00	0.17
▶ 400H	3	Miles UKAOMA	SR	49.70	5/16/14	26	4.10	30.10
▶ 400H	16	Tibor KOROKNAI	SR	50.67	4/12/14	5	0.18	5.18
▶ 400H	21	Jodi-Rae BLACKWOOD	SR	50.87	5/3/14	2.5	0.00	2.50
▶ 400H	26	Mate KOROKNAI	SO	51.07	3/28/14	0.9	0.00	0.90
▶ 400H	31	Sean PILLE	SO	51.15	5/10/14	0.65	0.00	0.65
▶ 4x100	27	Thompson, Akinmoladun, Hall, McKenzie		39.95	4/4/14	0.85	0.25	1.10
▶ 4x400	7	Wiseman, Ukaoma, Bender, Gipson		3:04.39	4/23/14	18	1.40	19.40
▶ HJ	48	Gus GEHLEN	JR	2.13m 6-11½	5/10/14	0.05	0.00	0.05
▶ PV	21	Steven CAHOY	FR	5.40m 17-8½	4/23/14	2.5	0.00	2.50
▶ PV	34	Christian SANDERFER	SO	5.30m 17-4½	5/16/14	0.5	0.00	0.50
▶ PV	47	Craig DRIVER	JR	5.21m 17-1	4/16/14	0.075	0.00	0.08
▶ LJ	22	Patrick RAEDLER	SR	7.76m 25-5½ (1.4)	4/23/14	2	0.00	2.00
▶ SP	26	Will LOHMAN	SO	19.11m 62-8½	4/25/14	0.9	0.00	0.90
▶ SP	29	Chad WRIGHT	SR	18.90m 62-¾	4/4/14	0.75	0.00	0.75
▶ DISC	6	Chad WRIGHT	SR	63.96m 209-10	5/16/14	20	1.76	21.76
▶ HT	33	Will LOHMAN	SO	63.35m 207-10	5/10/14	0.55	0.00	0.55
Team Total								90.24

24



Auburn

Southeastern Conference

unch

Event	Scrd As	Athlete	Yr	Scored Mark	Date	Pl. Pts.	Bonus	TOTAL
Scored bests come from CURRENT season								
▶ 200	16	Tera SMITH	FR	20.57 (1.0)	5/3/14	5	0.35	5.35
▶ 200	30	Khalil HENDERSON	FR	20.78 (0.0)	4/11/14	0.7	0.00	0.70
▶ 200	34	Michael CHEEKS	FR	20.82 (1.0)	5/3/14	0.5	0.00	0.50
▶ Steeple	44	Niklas BUHNER	SR	8:54.60	5/15/14	0.15	0.00	0.15
▶ 110H	16	Torrey CAMPBELL	SO	13.67 (1.8)	5/15/14	5	0.00	5.00
▶ 110H	48	Gary FORD	JR	13.98 (1.9)	3/26/14	0.05	0.00	0.05
▶ 4x100	6	Smith, Cheeks, Henderson, Brock		39.17	3/26/14	20	1.48	21.48
▶ HJ	20	DJ SMITH	SR	2.18m 7-1¾	5/15/14	3	0.00	3.00
▶ SP	4	Stephen SAENZ	SR	20.35m 66-9¾	4/25/14	24	2.71	26.71
▶ SP	45	Marcus POPENFOOSE	SR	18.29m 60-¾	5/15/14	0.125	0.00	0.13
▶ JAV	6	Justin CARTER	FR	73.04m 239-7	5/15/14	20	1.17	21.17
Team Total								84.24

25



New Mexico

Mountain West Conference

unch

Event	Scrd As	Athlete	Yr	Scored Mark	Date	Pl. Pts.	Bonus	TOTAL
Scored bests come from CURRENT season								
▶ 800	34	Gabe ARAGON	SR	1:49.01cA 1:49.66	5/2/14	0.5	0.00	0.50
▶ 1500	21	Peter CALLAHAN	JR	3:42.62	5/4/14	2.5	0.40	2.90
▶ 1500	32	Ross MATHESON	JR	3:43.27	4/18/14	0.6	0.18	0.78
▶ 1500	45	Alex CORNWELL	JR	3:44.19	4/18/14	0.125	0.00	0.13
▶ Steeple	23	Elmar ENGHOLM	SO	8:50.35	4/4/14	1.5	0.00	1.50
▶ 5000	5	Luke CALDWELL	SR	13:33.28	4/17/14	22	2.60	24.60
▶ 5000	33	Adam BITCHELL	SR	13:54.48	5/4/14	0.55	0.00	0.55
▶ 10k	12	Adam BITCHELL	SR	28:50.43	4/4/14	9	0.63	9.63
▶ 10k	20	Luke CALDWELL	SR	28:59.63	5/4/14	3	0.07	3.07
▶ 10k	23	Patrick ZACHARIAS	JR	29:02.15	4/4/14	1.5	0.00	1.50
▶ 400H	22	Charles LEWIS	JR	50.89	4/26/14	2	0.00	2.00
▶ LJ	3	Kendall SPENCER	SR	7.95mw 26-1 (2.1)	5/2/14	26	3.60	29.60
▶ TJ	17	Reneilwe APHANE	JR	15.82mw 51-11 (3.9)	5/14/14	4.5	0.00	4.50
▶ TJ	36	Warrick CAMPBELL	JR	15.55mw 51-¾ (2.8)	5/2/14	0.4	0.00	0.40
Team Total								81.65

"Scrd As", short for "Scored As", Standing used for place points portion of performance's score combining preseason data (when applied) to current season data

Numbers in BLACK are both the performance's actual NCAA rank AND "scored as" rank Numbers in RED indicate actual NCAA rank does not exist or is worse than "scored as" rank Numbers in BLUE indicate actual NCAA rank is better than "scored as" rank

USTFCCCA Non-Member

Non-Member Schools Will NOT be ranked, beginning Week 2



# USTFCCCA NCAA Division I National Team Computer Rankings

as of 5/23/2014 10:43:16 AM

## 2014 Outdoor Track & Field, Week #8

Only those who score >0.01 pts are shown  
D denotes multiple-event rule in affect

MEN

26



Pittsburgh

Atlantic Coast Conference

unch

Event	Scrd As	Athlete	Yr	Scored Mark	Date	Pl. Pts.	Bonus	TOTAL
Scored bests come from CURRENT season								
▶ 200	4	Carvin NKANATA	SR	20.17 (2.0)	4/10/14	24	3.43	27.43
▶ 200	21	Brycen SPRATLING	SR	20.64 (2.0)	4/10/14	2.5	0.00	2.50
▶ 400	5	Brycen SPRATLING	SR	45.22	5/9/14	22	2.66	24.66
▶ 400	45	Micah MURRAY	SR	46.70	5/16/14	0.125	0.00	0.13
▶ 4x400	4	Murray, Nkanata, Palmer, Spratling		3:03.44	4/24/14	24	1.92	25.92

Team Total 80.64

27



Purdue

Big Ten Conference

unch

Event	Scrd As	Athlete	Yr	Scored Mark	Date	Pl. Pts.	Bonus	TOTAL
Scored bests come from CURRENT season								
▶ 100	24	Raheem MOSTERT	JR	10.25w (2.9)	3/22/14	1	0.00	1.00
▶ 200	22	Raheem MOSTERT	JR	20.66 (-2.7)	5/16/14	2	0.00	2.00
▶ 800	26	Kevin GRIFFITH	JR	1:48.64	4/19/14	0.9	0.00	0.90
▶ Steeple	22	Jake WATERMAN	SR	8:50.19	5/16/14	2	0.00	2.00
▶ 10k	32	Matt MCCLINTOCK	SO	29:09.57	4/4/14	0.6	0.00	0.60
▶ 110H	11	Brandon WINTERS	SR	13.61 (0.8)	5/16/14	10	0.25	10.25
▶ 400H	11	Andre' PEART	SR	50.54	4/19/14	10	0.52	10.52
▶ 4x100	8	Askew, Kendrick, Harris, Mostert		39.38	5/16/14	16	1.11	17.11
▶ 4x400	27	Peart, Kendrick, Ikpefan, Mostert		3:07.78	4/23/14	0.85	0.26	1.11
▶ SP	18	Chukwuebuka ENKEWECHI	SO	19.38m 63-7	5/16/14	4	0.00	4.00
▶ SP	20	Coy BLAIR	SO	19.32m 63-4	5/2/14	3	0.00	3.00
▶ DISC	19	Caleb FRICKE	SO	59.35m 194-8	5/2/14	3.5	0.00	3.50
▶ HT	8	Chukwuebuka ENKEWECHI	SO	68.53m 224-10	4/23/14	16	0.64	16.64

Team Total 72.62

28



Kansas State

Big 12 Conference

▲ 1

Event	Scrd As	Athlete	Yr	Scored Mark	Date	Pl. Pts.	Bonus	TOTAL
Scored bests come from CURRENT season								
▶ 4x400	25	Campbell, Rodriguez, Otuonye, Jefferson		3:07.46cA 3:07.02	5/16/14	0.95	0.32	1.27
▶ HJ	30	Zack RILEY	JR	2.15m 7-½	4/12/14	0.7	0.00	0.70
▶ PV	17	Kyle WAIT	SR	5.44m 17-10½	5/16/14	4.5	0.00	4.50
▶ LJ	16	Devin FIELD	SO	7.81m 25-7½ (0.3)	5/16/14	5	0.00	5.00
▶ TJ	9	Devin FIELD	SO	16.05mw 52-8 (3.5)	5/16/14	14	0.87	14.87
▶ SP	31	Ryan HERSHBERGER	SR	18.86m 61-10½	5/3/14	0.65	0.00	0.65
▶ DEC	5	Devin DICK	SR	7,792	5/16/14	22	2.17	24.17
▶ DEC	9	Reinis KREGERS	SO	7,618	5/16/14	14	0.50	14.50

Team Total 65.66

29



UTSA

Conference USA

▲ 2

Event	Scrd As	Athlete	Yr	Scored Mark	Date	Pl. Pts.	Bonus	TOTAL
Scored bests come from CURRENT season								
▶ 400H	2	Keyunta HAYES	JR	49.59	4/3/14	28	4.70	32.70
▶ 400H	13	Joshua SMITH	SR	50.64	5/15/14	8	0.25	8.25
▶ 400H	39	Jurmarcus SHELVIN	SO	51.29	5/15/14	0.275	0.00	0.28
▶ 4x100	33	Lejeune, Brunette, Wyrick, Johnson		40.09	5/15/14	0.55	0.13	0.68
▶ 4x400	28	Smith, Hayes, Shelvin, Hall		3:07.80	5/15/14	0.8	0.26	1.06
▶ HJ	36	Keith BENFORD	SR	2.14m 7-¾	5/15/14	0.4	0.00	0.40
▶ SP	7	Richard GARRETT	SR	20.06m 65-9½	5/15/14	18	1.48	19.48
▶ SP	34	Andrew AKENS	JR	18.68m 61-3½	5/15/14	0.5	0.00	0.50
▶ DISC	37	Richard GARRETT	SR	57.44m 188-5	5/15/14	0.35	0.00	0.35
▶ HT	47	Phil STEINERT	SR	62.08m 203-8	3/26/14	0.075	0.00	0.08

Team Total 63.77

"Scrd As", short for "Scored As", Standing used for place points portion of performance's score combining preseason data (when applied) to current season data

Numbers in BLACK are both the performance's actual NCAA rank AND "scored as" rank Numbers in RED indicate actual NCAA rank does not exist or is worse than "scored as" rank Numbers in BLUE indicate actual NCAA rank is better than "scored as" rank

USTFCCCA Non-Member

Non-Member Schools Will NOT be ranked, beginning Week 2



## 2014 Outdoor Track &amp; Field, Week #8

Only those who score >0.01 pts are shown  
D denotes multiple-event rule in affect

## MEN

30



Virginia Tech

Atlantic Coast Conference

▲ 4

Event	Scrd As	Athlete	Yr	Scored Mark	Date	Pl. Pts.	Bonus	TOTAL
Scored bests come from CURRENT season								
100	31	Darrell WESH	SR	10.28 (1.8)	5/18/14	0.65	0.00	0.65
100	43	Tadashi PINDER	SO	10.36 (1.0)	4/17/14	0.175	0.00	0.17
200	27	Dante PRICE	FR	20.74w (3.9)	3/21/14	0.85	0.00	0.85
1500	9	Grant POLLOCK	SR	3:41.76	5/4/14	14	0.86	14.86
Steeple	8	Jared BERMAN	SR	8:43.95	5/4/14	16	1.54	17.54
PV	16	Stephan MUNZ	SR	5.45m 17-10½	4/17/14	5	0.00	5.00
PV	19	Torben LAIDIG	FR	5.42m 17-9¼	5/18/14	3.5	0.00	3.50
PV	47	Chris UHLE	JR	5.21m 17-1	5/8/14	0.075	0.00	0.08
HT	7	Tomas KRZULIAK	SO	68.67m 225-3	4/3/14	18	0.77	18.77
Team Total								61.42

31



Florida State

Atlantic Coast Conference

▼ 3

Event	Scrd As	Athlete	Yr	Scored Mark	Date	Pl. Pts.	Bonus	TOTAL
Scored bests come from CURRENT season								
100	4	Dentarius LOCKE	SR	10.06 (1.2)	5/9/14	24	2.57	26.57
100	36	Cejhae GREENE	FR	10.32 (1.2)	5/9/14	0.4	0.00	0.40
400	10	James HARRIS	SR	45.56	5/16/14	12	1.10	13.10
400	22	Michael CHERRY	FR	46.01	5/16/14	2	0.00	2.00
400	28	Alonzo RUSSELL	SR	46.31	5/9/14	0.8	0.00	0.80
800	30	Otniel TEIXEIRA	SO	1:48.74	5/2/14	0.7	0.00	0.70
4x100	37	Franklin, Locke, Ramsey, Harris		40.19	4/17/14	0.35	0.05	0.40
4x400	19	Cherry, Russell, Locke, Harris		3:06.76	4/17/14	3.5	0.49	3.99
LJ	11	Paul MADZIVIRE	JR	7.87m 25-10 (0.0)	5/9/14	10	0.71	10.71
LJ	42	Jalen RAMSEY	FR	7.62m 25-0 (0.0)	4/17/14	0.2	0.00	0.20
HT	43	Markindey SINEUS	JR	62.55m 205-2	4/11/14	0.175	0.00	0.17
Team Total								59.04

32



Penn

Ivy League

▲ 5

Event	Scrd As	Athlete	Yr	Scored Mark	Date	Pl. Pts.	Bonus	TOTAL
Scored bests come from CURRENT season								
1500	7	Thomas AWAD	SO	3:40.68c 3:58.34(1)	4/24/14	18	1.63	19.63
Steeple	36	Brendan SMITH	SO	8:53.42	4/16/14	0.4	0.00	0.40
5000	24	Thomas AWAD	SO	13:48.90	3/28/14	1	0.00	1.00
HJ	4	Maalik REYNOLDS	SR	2.25m 7-4½	5/10/14	24	2.63	26.63
HJ	48	Thomas PITT	SO	2.13m 6-11¼	5/10/14	0.05	0.00	0.05
DISC	11	Sam MATTIS	SO	61.87m 203-0	4/16/14	10	0.00	10.00
Team Total								57.71

33



Georgia Tech

Atlantic Coast Conference

unch

Event	Scrd As	Athlete	Yr	Scored Mark	Date	Pl. Pts.	Bonus	TOTAL
Scored bests come from CURRENT season								
100	31	Broderick SNODDY	SO	10.28 (2.0)	3/28/14	0.65	0.00	0.65
200	24	Broderick SNODDY	SO	20.70w (2.5)	3/28/14	1	0.00	1.00
800	7	Brandon LASATER	JR	1:47.19	4/3/14	18	1.33	19.33
800	12	Shawn ROBERTS	SR	1:47.66	4/3/14	9	0.75	9.75
PV	20	Nikita KIRILLOV	JR	5.41m 17-9	4/11/14	3	0.00	3.00
TJ	5	Jonathan GARDNER	SR	16.15m 53-0 (0.0)	5/16/14	22	1.74	23.74
Team Total								57.47

34



Western Kentucky

Sun Belt Conference

▼ 4

Event	Scrd As	Athlete	Yr	Scored Mark	Date	Pl. Pts.	Bonus	TOTAL
Scored bests come from CURRENT season								
100	24	Emmanuel DASOR	FR	10.25w (3.6)	5/9/14	1	0.00	1.00
400	8	Elvynn BAILEY	SR	45.52	5/9/14	16	1.28	17.28
800	35	David MOKONE	SR	1:49.04	4/4/14	0.45	0.00	0.45
4x100	38	Dasor, Sears, Redwine, Bailey		40.22	4/17/14	0.3	0.02	0.32
4x400	10	Chamness, Dasor, Sears, Bailey		3:05.52	4/17/14	12	0.93	12.93
LJ	40	Ventavious SEARS	FR	7.63mw 25-¼ (3.4)	5/9/14	0.25	0.00	0.25
TJ	42	Ventavious SEARS	FR	15.46m 50-8¼ (1.7)	5/9/14	0.2	0.00	0.20
JAV	5	Tomas GUERRA	SO	73.37m 240-8	5/9/14	22	1.53	23.53
Team Total								55.97

"Scrd As", short for "Scored As", Standing used for place points portion of performance's score combining preseason data (when applied) to current season data

Numbers in BLACK are both the performance's actual NCAA rank AND "scored as" rank Numbers in RED indicate actual NCAA rank does not exist or is worse than "scored as" rank Numbers in BLUE indicate actual NCAA rank is better than "scored as" rank

USTFCCCA Non-Member

Non-Member Schools Will NOT be ranked, beginning Week 2



# USTFCCCA NCAA Division I National Team Computer Rankings

as of 5/23/2014 10:43:16 AM

## 2014 Outdoor Track & Field, Week #8

Only those who score >0.01 pts are shown  
D denotes multiple-event rule in affect

### MEN

# 35



## Louisiana Tech

### Conference USA

# ▲14

Event	Scrd As	Athlete	Yr	Scored Mark	Date	Pl. Pts.	Bonus	TOTAL
Scored bests come from CURRENT season								
▶ 100	42	Dennis RICHARDSON	SR	10.35 (1.7)	4/19/14	0.2	0.00	0.20
▶ 200	8	Trey HADNOT	SR	20.43w (2.9)	4/25/14	16	1.09	17.09
▶ 400H	42	Yusuf MUHAMMAD	SR	51.34	4/19/14	0.2	0.00	0.20
▶ 4x100	11	Henderson, Hadnot, Hicks, Richardson		39.53	5/15/14	10	0.84	10.84
▶ LJ	5	Jarvis GOTCH	JR	7.93mw 26-¾ (3.4)	4/12/14	22	2.88	24.88
▶ JAV	23	Joshua COX	JR	69.61m 228-4	4/12/14	1.5	0.00	1.50
Team Total								54.71

# 36



## Eastern Michigan

### Mid-American Conference

# ▲10

Event	Scrd As	Athlete	Yr	Scored Mark	Date	Pl. Pts.	Bonus	TOTAL
Scored bests come from CURRENT season								
▶ 200	34	Cameron BOLTON	JR	20.82 (0.4)	5/15/14	0.5	0.00	0.50
▶ 400	23	Tyler BROWN	FR	46.02	4/17/14	1.5	0.00	1.50
▶ 1500	10	Grzegorz KALINOWSKI	SR	3:41.80	5/3/14	12	0.84	12.84
▶ 4x100	28	Bolton, Elam, Scott, Brown		39.98	4/23/14	0.8	0.23	1.03
▶ 4x400	16	Elam, Bolton, Waynes, Brown		3:06.54	4/23/14	5	0.57	5.57
▶ PV	25	Max BABITS	SR	5.35m 17-6½	3/26/14	0.95	0.00	0.95
▶ TJ	3	Donald SCOTT	JR	16.34mw 53-7½ (2.5)	5/3/14	26	4.77	30.77
Team Total								53.15

# 37



## Stephen F. Austin

### Southland Conference

# ▲6

Event	Scrd As	Athlete	Yr	Scored Mark	Date	Pl. Pts.	Bonus	TOTAL
Scored bests come from CURRENT season								
▶ 400	27	Cass BROWN-STEWART	SR	46.30	5/9/14	0.85	0.00	0.85
▶ 400H	17	Josh TAYLOR	JR	50.77	5/9/14	4.5	0.00	4.50
▶ 4x400	17	Hawkins, Crowder, Taylor, Brown-Stewart		3:06.60	3/26/14	4.5	0.55	5.05
▶ PV	1	Colton ROSS	SR	5.70m 18-8¾	5/3/14	30	6.92	36.92
▶ PV	33	Cameron MEYER	JR	5.31m 17-5	4/12/14	0.55	0.00	0.55
▶ PV	47	Daven MURPHREE	FR	5.21m 17-1	4/12/14	0.075	0.00	0.08
▶ LJ	16	Jamal PEDEN	SR	7.81mw 25-7½ (3.5)	3/26/14	5	0.00	5.00
Team Total								52.94

# 38



## UTEP

### Conference USA

# unch

Event	Scrd As	Athlete	Yr	Scored Mark	Date	Pl. Pts.	Bonus	TOTAL
Scored bests come from CURRENT season								
▶ 1500	38	Cosmas BOIT	FR	3:43.55	5/4/14	0.3	0.08	0.38
▶ Steeple	1	Anthony ROTICH	JR	8:30.54	5/4/14	30	7.87	37.87
▶ 400H	48	Roberto CAMACHO	JR	51.48cA 51.37	5/2/14	0.05	0.00	0.05
▶ 4x400	26	Horn, Mitchell, Camacho, Onakoya		3:07.48	4/23/14	0.9	0.32	1.22
▶ LJ	21	Brandon MOSS	SO	7.77m 25-6 (-2.5)	5/15/14	2.5	0.00	2.50
▶ LJ	22	Mark JACKSON	SR	7.76m 25-5½ (-0.7)	5/15/14	2	0.00	2.00
▶ TJ	13	Mark JACKSON	SR	15.96m 52-4½ (0.0)	5/15/14	8	0.10	8.10
Team Total								52.11

"Scrd As", short for "Scored As", Standing used for place points portion of performance's score combining preseason data (when applied) to current season data

Numbers in BLACK are both the performance's actual NCAA rank AND "scored as" rank Numbers in RED indicate actual NCAA rank does not exist or is worse than "scored as" rank Numbers in BLUE indicate actual NCAA rank is better than "scored as" rank

USTFCCCA Non-Member

Non-Member Schools Will NOT be ranked, beginning Week 2



## 2014 Outdoor Track &amp; Field, Week #8

Only those who score >0.01 pts are shown  
D denotes multiple-event rule in affect

## MEN

39



Iowa

Big Ten Conference

unch

Event	Scrd As	Athlete	Yr	Scored Mark	Date	Pl. Pts.	Bonus	TOTAL
Scored bests come from CURRENT season								
10k	37	Kevin LEWIS	JR	29:11.04	5/16/14	0.35	0.00	0.35
110H	48	Aaron MALLETT	FR	13.98w (2.6)	4/12/14	0.05	0.00	0.05
4x100	7	Mincy, Wilson, Harrington, Brown		39.35	5/16/14	18	1.16	19.16
HJ	14	Kevin SPEJCHER	SO	2.20m 7-2½	5/3/14	7	0.11	7.11
TJ	12	Babatunde AMOSU	JR	15.97m 52-4¾ (0.0)	4/17/14	9	0.18	9.18
TJ	30	Klyvens DELAUNAY	SO	15.65m 51-4¾ (0.2)	5/3/14	0.7	0.00	0.70
DISC	9	Gabe HULL	JR	63.11m 207-0	5/3/14	14	0.01	14.01
Team Total								50.56

40



Kansas

Big 12 Conference

▲ 2

Event	Scrd As	Athlete	Yr	Scored Mark	Date	Pl. Pts.	Bonus	TOTAL
Scored bests come from CURRENT season								
400H	1	Michael STIGLER	JR	49.35	4/16/14	30	6.01	36.01
4x100	31	Smith, Wilson, Stigler, Johnson		40.06	4/16/14	0.65	0.16	0.81
4x400	22	Stigler, Johnson, McCuin, Wilson		3:07.19	4/11/14	2	0.37	2.37
HJ	36	Austin HOAG	SO	2.14m 7-¼	4/16/14	0.4	0.00	0.40
PV	12	Casey BOWEN	JR	5.50m 18-½	3/26/14	9	0.00	9.00
PV	25	Greg LUPTON	JR	5.35m 17-6¾	3/26/14	0.95	0.00	0.95
PV	40	Nick MEYER	FR	5.28m 17-3¾	4/5/14	0.25	0.00	0.25
PV	47	Alex BISHOP	SR	5.21m 17-1	4/16/14	0.075	0.00	0.08
DISC	39	Mitchell COOPER	FR	56.99m 186-11	4/25/14	0.275	0.00	0.28
Team Total								50.13

41



Northwestern State

Southland Conference

▲ 10

Event	Scrd As	Athlete	Yr	Scored Mark	Date	Pl. Pts.	Bonus	TOTAL
Scored bests come from CURRENT season								
100	1	Justin WALKER	SR	9.95w (2.5)	5/9/14	30	5.04	35.04
200	10	Justin WALKER	SR	20.47 (1.6)	5/9/14	12	0.88	12.88
4x100	25	Ryan, Jackson, Walker, Shilling		39.89	5/9/14	0.95	0.31	1.26
TJ	30	Aaron WILLIAMS	JR	15.65mw 51-4¾ (3.0)	5/9/14	0.7	0.00	0.70
Team Total								49.88

42



Georgetown

BIG EAST Conference

▼ 1

Event	Scrd As	Athlete	Yr	Scored Mark	Date	Pl. Pts.	Bonus	TOTAL
Scored bests come from CURRENT season								
800	18	Billy LEDDER	JR	1:48.01	4/12/14	4	0.34	4.34
800	49	Ryan MANAHAN	FR	1:49.37	5/4/14	0.025	0.00	0.03
1500	36	Ahmed BILE	FR	3:43.43	5/4/14	0.4	0.12	0.52
Steeple	6	Darren FAHY	FR	8:43.12	4/16/14	20	1.92	21.92
Steeple	10	Matthew HOWARD	JR	8:47.02	4/16/14	12	0.51	12.51
Steeple	11	Dylan SORENSEN	SR	8:47.07	4/16/14	10	0.49	10.49
TJ	48	Eghosa AGHAYERE	SR	15.39m 50-6 (1.9)	3/28/14	0.05	0.00	0.05
Team Total								49.85

43



Minnesota

Big Ten Conference

▼ 7

Event	Scrd As	Athlete	Yr	Scored Mark	Date	Pl. Pts.	Bonus	TOTAL
Scored bests come from CURRENT season								
1500	12	John SIMONS	SR	3:41.94	4/17/14	9	0.74	9.74
4x400	34	Capek, Deng, Hechsel, Roese		3:08.39	4/23/14	0.5	0.15	0.65
HJ	9	Wally ELLENSEN	SO	2.21m 7-3	5/9/14	14	0.59	14.59
PV	10	Zach SIEGMEIER	SR	5.51m 18-1	5/3/14	12	0.12	12.12
DISC	16	Dominique HOWARD	JR	59.81m 196-2	5/16/14	5	0.00	5.00
DISC	49	Luke JOHNSON	SO	55.73m 182-10	5/9/14	0.025	0.00	0.03
HT	14	Jon LEHMAN	SR	66.40m 217-10	5/9/14	7	0.00	7.00
Team Total								49.13

"Scrd As", short for "Scored As", Standing used for place points portion of performance's score combining preseason data (when applied) to current season data

Numbers in BLACK are both the performance's actual NCAA rank AND "scored as" rank Numbers in RED indicate actual NCAA rank does not exist or is worse than "scored as" rank Numbers in BLUE indicate actual NCAA rank is better than "scored as" rank

USTFCCCA Non-Member

Non-Member Schools Will NOT be ranked, beginning Week 2



# USTFCCCA NCAA Division I National Team Computer Rankings

as of 5/23/2014 10:43:17 AM

## 2014 Outdoor Track & Field, Week #8

Only those who score >0.01 pts are shown  
D denotes multiple-event rule in affect

### MEN

# 44



## Illinois State

### Missouri Valley Conference

## unch

Event	Scrd As	Athlete	Yr	Scored Mark	Date	Pl. Pts.	Bonus	TOTAL
Scored bests come from CURRENT season								
10k	5	Ryan RUTHERFORD	JR	28:41.23	4/4/14	22	1.45	23.45
4x400	47	Farley, Norgrove, Kramer, Devonish		3:09.87	4/23/14	0.075	0.00	0.08
SP	5	Curtis JENSEN	SR	20.33m 66-8½	5/3/14	22	2.56	24.56
HT	28	Akil MILLS	SR	63.99m 209-11	4/18/14	0.8	0.00	0.80
Team Total								48.89

# 45



## Akron

### Mid-American Conference

## unch

Event	Scrd As	Athlete	Yr	Scored Mark	Date	Pl. Pts.	Bonus	TOTAL
Scored bests come from CURRENT season								
800	46	Jake HILTNER	SR	1:49.28	4/17/14	0.1	0.00	0.10
PV	5	Shawn BARBER	SO	5.60m 18-4½	5/3/14	22	2.49	24.49
PV	44	Alex MCCUNE	JR	5.24m 17-2½	4/12/14	0.15	0.00	0.15
DEC	6	Alex MCCUNE	JR	7,768	4/16/14	20	1.94	21.94
DEC	22	Bryan JONES	SR	7,371	5/15/14	2	0.00	2.00
Team Total								48.68

# 46



## North Carolina

### Atlantic Coast Conference

## ▼ 6

Event	Scrd As	Athlete	Yr	Scored Mark	Date	Pl. Pts.	Bonus	TOTAL
Scored bests come from CURRENT season								
200	14	Ceo WAYS	FR	20.53 (0.5)	4/17/14	7	0.56	7.56
800	41	Cory NICHOLLS	FR	1:49.21	5/16/14	0.225	0.00	0.22
5000	31	Isaac PRESSON	SR	13:52.93	4/4/14	0.65	0.00	0.65
5000	36	Pat SCHELLBERG	JR	13:55.77	4/4/14	0.4	0.00	0.40
110H	40	Roy SMITH	JR	13.94 (0.8)	5/9/14	0.25	0.00	0.25
400H	8	Rilwan ALOWONLE	SO	50.23	4/17/14	16	1.34	17.34
400H	14	Javonte LIPSEY	SO	50.65	4/17/14	7	0.23	7.23
4x400	9	Alowonle, Lipsey, Donyinah, Ways		3:05.46	4/3/14	14	0.96	14.96
Team Total								48.61

# 47



## Arizona State

### Pac-12 Conference

## unch

Event	Scrd As	Athlete	Yr	Scored Mark	Date	Pl. Pts.	Bonus	TOTAL
Scored bests come from CURRENT season								
100	35	Ryan MILUS	SR	10.31 (0.0)	5/3/14	0.45	0.00	0.45
200	42	Devan SPANN	JR	20.86 (0.0)	5/3/14	0.2	0.00	0.20
400	26	Keith CLEVELAND	SR	46.27	5/3/14	0.9	0.00	0.90
Steeple	49	Steven SCHNIEDERS	SR	8:56.05	4/4/14	0.025	0.00	0.03
5000	15	Ryan HERSON	SO	13:44.81	4/17/14	6	0.06	6.06
4x100	16	Spann, Henry, Cleveland, Milus		39.65	5/3/14	5	0.63	5.63
4x400	14	Cleveland, Henry, Spann, Collins		3:06.12	4/17/14	7	0.72	7.72
HJ	5	Bryan MCBRIDE	JR	2.23m 7-3¾	5/3/14	22	1.54	23.54
HJ	36	Edmond BAKER	JR	2.14m 7-¼	4/11/14	0.4	0.00	0.40
PV	21	Derick HINCH	SR	5.40m 17-8½	4/17/14	2.5	0.00	2.50
TJ	27	Josh DIXON	SO	15.70m 51-6¼ (-0.9)	4/17/14	0.85	0.00	0.85
Team Total								48.28

# 48



## Notre Dame

### Atlantic Coast Conference

## unch

Event	Scrd As	Athlete	Yr	Scored Mark	Date	Pl. Pts.	Bonus	TOTAL
Scored bests come from CURRENT season								
400	9	Christopher GIESTING	JR	45.53	5/9/14	14	1.24	15.24
400	10	Patrick FEENEY	SR	45.56	4/4/14	12	1.10	13.10
1500	26	J.P. MALETTE	SR	3:43.03	4/4/14	0.9	0.26	1.16
5000	13	Nick HAPPE	SR	13:43.55	4/4/14	8	0.28	8.28
5000	32	Michael CLEVANGER	SO	13:53.37	4/4/14	0.6	0.00	0.60
4x400	13	Giesting, Buchanon, Smith, Feeney		3:05.94	4/23/14	8	0.78	8.78
Team Total								47.16

"Scrd As", short for "Scored As", Standing used for place points portion of performance's score combining preseason data (when applied) to current season data

Numbers in BLACK are both the performance's actual NCAA rank AND "scored as" rank Numbers in RED indicate actual NCAA rank does not exist or is worse than "scored as" rank Numbers in BLUE indicate actual NCAA rank is better than "scored as" rank

USTFCCCA Non-Member

Non-Member Schools Will NOT be ranked, beginning Week 2





# USTFCCCA NCAA Division I National Team Computer Rankings

as of 5/23/2014 10:43:17 AM

## 2014 Outdoor Track & Field, Week #8

Only those who score >0.01 pts are shown  
D denotes multiple-event rule in affect

### MEN

# 49



## Middle Tennessee

### Conference USA

▲ 1

Event	Scrd As	Athlete	Yr	Scored Mark	Date	Pl. Pts.	Bonus	TOTAL
Scored bests come from CURRENT season								
▶ 400	17	Emmanuel TUGUMISIRIZE	SR	45.91	4/10/14	4.5	0.16	4.66
▶ 800	2	Eliud RUTTO	SO	1:45.37	5/4/14	28	5.69	33.69
▶ 110H	43	Junior CADET	SR	13.96 (0.7)	5/15/14	0.175	0.00	0.17
▶ 4x400	20	Hamilton, Palmer, Rutto, Tugumisirize		3:06.83	4/10/14	3	0.46	3.46
▶ TJ	16	Cordairo GOLDEN	SR	15.83m 51-11¼ (0.5)	5/15/14	5	0.00	5.00
Team Total								46.99

# 50



## UT Arlington

### Sun Belt Conference

▲ 5

Event	Scrd As	Athlete	Yr	Scored Mark	Date	Pl. Pts.	Bonus	TOTAL
Scored bests come from CURRENT season								
▶ 100	5	Clayton VAUGHN	JR	10.08w (3.1)	5/9/14	22	2.12	24.12
▶ 100	24	Quentin BUTLER	JR	10.25w (3.9)	5/9/14	1	0.00	1.00
▶ 200	10	Clayton VAUGHN	JR	20.47w (3.4)	5/9/14	12	0.88	12.88
▶ Steeple	39	Emil BLOMBERG	JR	8:53.86	4/17/14	0.275	0.00	0.28
▶ 4x100	21	Gabriel, Butler, Newson, Vaughn		39.80	4/19/14	2.5	0.38	2.88
▶ HJ	30	Roland SALES	SO	2.15m 7-½	5/9/14	0.7	0.00	0.70
▶ LJ	36	Brandon WALLER	SR	7.66mw 25-1¼ (2.1)	5/9/14	0.4	0.00	0.40
▶ JAV	19	Ivan STORIC	SR	70.14m 230-1	4/19/14	3.5	0.00	3.50
Team Total								45.76

# 51



## Kent State

### Mid-American Conference

▲ 2

Event	Scrd As	Athlete	Yr	Scored Mark	Date	Pl. Pts.	Bonus	TOTAL
Scored bests come from CURRENT season								
▶ 100	22	Wayne GORDON	SO	10.22w (3.3)	4/4/14	2	0.24	2.24
▶ 200	16	Wayne GORDON	SO	20.57 (2.0)	4/10/14	5	0.35	5.35
▶ 110H	30	William BARNES	JR	13.86 (0.9)	5/15/14	0.7	0.00	0.70
▶ 400H	28	Miles DUNLAP	JR	51.11	5/9/14	0.8	0.00	0.80
▶ 4x100	34	Brown III, Reese, Barnes, Gordon		40.14	5/9/14	0.5	0.09	0.59
▶ PV	40	Jesse OXLEY	SO	5.28m 17-3¼	5/2/14	0.25	0.00	0.25
▶ SP	36	Michael KING	SO	18.56m 60-10¼	4/10/14	0.4	0.00	0.40
▶ DISC	21	Reginald JAGERS	SO	59.19m 194-2	5/9/14	2.5	0.00	2.50
▶ DISC	30	Matthias TAYALA	JR	58.15m 190-9	5/15/14	0.7	0.00	0.70
▶ HT	3	Matthias TAYALA	JR	72.11m 236-7	5/9/14	26	4.59	30.59
Team Total								44.12

# 52



## Washington

### Pac-12 Conference

▼ 17

Event	Scrd As	Athlete	Yr	Scored Mark	Date	Pl. Pts.	Bonus	TOTAL
Scored bests come from CURRENT season								
▶ 800	21	Derrick DAIGRE	JR	1:48.49	5/3/14	2.5	0.00	2.50
▶ 1500	34	Izaic YORKS	SO	3:43.38	4/4/14	0.5	0.14	0.64
▶ 1500	35	Blake NELSON	FR	3:43.39	4/18/14	0.45	0.13	0.58
▶ 1500	37	Nick HARRIS	FR	3:43.44	4/18/14	0.35	0.12	0.47
▶ Steeple	18	Aaron NELSON	SO	8:49.09	5/17/14	4	0.03	4.03
▶ HJ	36	AJ MARICICH	SR	2.14m 7-¼	5/3/14	0.4	0.00	0.40
▶ PV	5	Jax THOIRS	SO	5.60m 18-4¼	5/9/14	22	2.49	24.49
▶ PV	34	JJ JUILFS	JR	5.30m 17-4¼	5/17/14	0.5	0.00	0.50
▶ TJ	41	Kasen COVINGTON	SR	15.47m 50-9¼ (1.5)	5/17/14	0.225	0.00	0.22
▶ JAV	12	Quinn HALE	JR	71.82m 235-7	3/22/14	9	0.00	9.00
▶ JAV	27	Carson FULLER	SO	68.83m 225-10	3/22/14	0.85	0.00	0.85
▶ JAV	48	Curtis CLAUSON	SO	66.24m 217-4	4/4/14	0.05	0.00	0.05
Team Total								43.74

"Scrd As", short for "Scored As", Standing used for place points portion of performance's score combining preseason data (when applied) to current season data

Numbers in BLACK are both the performance's actual NCAA rank AND "scored as" rank Numbers in RED indicate actual NCAA rank does not exist or is worse than "scored as" rank Numbers in BLUE indicate actual NCAA rank is better than "scored as" rank

USTFCCCA Non-Member

Non-Member Schools Will NOT be ranked, beginning Week 2



# USTFCCCA NCAA Division I National Team Computer Rankings

as of 5/23/2014 10:43:17 AM

## 2014 Outdoor Track & Field, Week #8

Only those who score >0.01 pts are shown  
D denotes multiple-event rule in affect

### MEN

53



Mississippi State

Southeastern Conference

▼ 1

Event	Scrd As	Athlete	Yr	Scored Mark	Date	Pl. Pts.	Bonus	TOTAL	
Scored bests come from CURRENT season									
▶ 800	1	Brandon MCBRIDE	SO	1:45.35	4/17/14	30	5.74	35.74	
▶ 400H	15	Scottie HEARN	SO	50.66	5/15/14	6	0.20	6.20	
▶ 400H	23	Javon DAVIS	JR	50.90	5/15/14	1.5	0.00	1.50	
▶ DISC	40	Tautvydas KIERAS	JR	56.82m	186-5	4/26/14	0.25	0.00	0.25
Team Total								43.69	

54




Houston

American Athletic Conference

▲ 6

Event	Scrd As	Athlete	Yr	Scored Mark		Date	Pl. Pts.	Bonus	TOTAL
Scored bests come from CURRENT season									
▶ 100	24	Cameron BURRELL	FR	10.25w	(2.5)	4/17/14	1	0.00	1.00
▶ 100	47	Leshon COLLINS	SO	10.37w	(2.3)	3/26/14	0.075	0.00	0.08
▶ 400	21	Errol NOLAN	SR	46.00		5/2/14	2.5	0.00	2.50
▶ 800	20	Yonas TESFAI	JR	1:48.40		4/26/14	3	0.00	3.00
▶ 800	48	Anthony COLEMAN	JR	1:49.33		4/26/14	0.05	0.00	0.05
▶ 110H	5	Isaac WILLIAMS	SO	13.44w	(2.9)	4/17/14	22	2.90	24.90
▶ 4x100	15	Collins, Nolan, Arnett, Burrell		39.61		5/2/14	6	0.70	6.70
▶ 4x400	32	Boyd, Nolan, Fyffe, Charles		3:08.27		4/17/14	0.6	0.18	0.78
▶ LJ	25	Cameron BURRELL	FR	7.73m	25-4½ (1.5)	4/17/14	0.95	0.00	0.95
▶ TJ	48	John HORTON	JR	15.39m	50-6 (1.3)	4/26/14	0.05	0.00	0.05
▶ SP	42	Cameron CORNELIUS	FR	18.36m	60-3	5/2/14	0.2	0.00	0.20
Team Total									40.20

55




Colorado

Pac-12 Conference

▲ 14

Event	Scrd As	Athlete	Yr	Scored Mark		Date	Pl. Pts.	Bonus	TOTAL
Scored bests come from CURRENT season									
▶ 1500	8	Ben SAAREL	FR	3:41.54		4/18/14	16	1.02	17.02
▶ 1500	19	Jake HURYSZ	JR	3:42.53		4/17/14	3.5	0.43	3.93
▶ Steeple	32	Blake THEROUX	JR	8:51.96		4/17/14	0.6	0.00	0.60
▶ 5000	10	Morgan PEARSON	SO	13:38.92		5/4/14	12	1.09	13.09
▶ 5000	23	Pierce MURPHY	SO	13:48.74		5/4/14	1.5	0.00	1.50
▶ 5000	25	Ben SAAREL	FR	13:48.97		5/4/14	0.95	0.00	0.95
▶ 5000	35	Jake HURYSZ	JR	13:55.57		5/17/14	0.45	0.00	0.45
▶ 5000	38	Connor WINTER	SO	13:55.91		5/4/14	0.3	0.00	0.30
▶ 10k	47	Pierce MURPHY	SO	29:18.04cA	30:20.57	3/21/14	0.075	0.00	0.08
▶ 10k	47	Morgan PEARSON	SO	29:18.04cA	30:20.57	3/21/14	0.075	0.00	0.08
▶ 110H	31	Jaron THOMAS	FR	13.87w	(2.2)	5/3/14	0.65	0.00	0.65
▶ 400H	36	Jaron THOMAS	FR	51.24		5/17/14	0.4	0.00	0.40
Team Total									39.04

56



Buffalo

Mid-American Conference

▼ 2

Event	Scrd As	Athlete	Yr	Scored Mark		Date	Pl. Pts.	Bonus	TOTAL
Scored bests come from CURRENT season									
▶ 4x100	44	Johnson, Law, Lewis, Billian		40.29		4/3/14	0.15	0.00	0.15
▶ SP	8	Jonathan JONES	JR	19.87m	65-2¼	4/18/14	16	0.76	16.76
▶ SP	44	Evan PALMER	SR	18.32m	60-1¼	5/15/14	0.15	0.00	0.15
▶ HT	22	Evan PALMER	SR	64.53m	211-8	5/3/14	2	0.00	2.00
▶ JAV	32	Jacob SUNDAY	JR	68.37m	224-3	5/15/14	0.6	0.00	0.60
▶ DEC	7	Mike MORGAN	SO	7,699		5/15/14	18	1.28	19.28
Team Total									38.93

57



Portland

West Coast Conference

▼ 1

Event	Scrd As	Athlete	Yr	Scored Mark	Date	Pl. Pts.	Bonus	TOTAL
Scored bests come from CURRENT season								
10k	6	David PERRY	JR	28:42.35	4/4/14	20	1.35	21.35
10k	8	Scott FAUBLE	JR	28:43.70	4/4/14	16	1.23	17.23
Team Total								38.58

"Scrd As", short for "Scored As", Standing used for place points portion of performance's score combining preseason data (when applied) to current season data

Numbers in BLACK are both the performance's actual NCAA rank AND "scored as" rank Numbers in RED indicate actual NCAA rank does not exist or is worse than "scored as" rank Numbers in BLUE indicate actual NCAA rank is better than "scored as" rank

USTFCCCA Non-Member

Non-Member Schools Will NOT be ranked, beginning Week 2



# USTFCCCA NCAA Division I National Team Computer Rankings

as of 5/23/2014 10:43:17 AM

## 2014 Outdoor Track & Field, Week #8

Only those who score >0.01 pts are shown  
D denotes multiple-event rule in affect

### MEN

58



Iowa State

Big 12 Conference

▼ 1

Event	Scrd As	Athlete	Yr	Scored Mark	Date	Pl. Pts.	Bonus	TOTAL
Scored bests come from CURRENT season								
800	3	Edward KEMBOI	JR	1:46.14	4/17/14	26	3.83	29.83
10k	14	Mohamed HREZI	SR	28:51.88	4/4/14	7	0.50	7.50
400H	29	Derek JONES	FR	51.13cA	5/16/14	0.75	0.00	0.75
SP	37	Jan JEUSCHEDE	SO	18.53m	60-9½	0.35	0.00	0.35
Team Total								38.43

59



Arkansas State

Sun Belt Conference

unch

Event	Scrd As	Athlete	Yr	Scored Mark		Date	Pl. Pts.	Bonus	TOTAL
Scored bests come from CURRENT season									
▶ 100	18	Justin WHITFIELD	SR	10.20w	(3.6)	5/9/14	4	0.46	4.46
▶ HJ	30	Kashef DANIEL	SR	2.15m	7-½	5/9/14	0.7	0.00	0.70
▶ LJ	2	Roelf PIENAAR	FR	7.97mw	26-1½ (3.4)	5/9/14	28	4.33	32.33
Team Total									37.49

60



Boise State

Mountain West Conference

▼ 2

Event	Scrd As	Athlete	Yr	Scored Mark	Date	Pl. Pts.	Bonus	TOTAL	
Scored bests come from CURRENT season									
► Steeple	9	Zach WILES	SR	8:45.95	4/4/14	14	0.75	14.75	
► Steeple	14	Allan SCHROEDER	JR	8:47.56	4/4/14	7	0.38	7.38	
► 5000	42	David ELLIOTT	SO	13:57.21	4/4/14	0.2	0.00	0.20	
► 400H	10	Fernando MARTINEZ	SO	50.44	5/2/14	12	0.78	12.78	
► HT	23	Matt POST	SR	64.47m	211-6	5/2/14	1.5	0.00	1.50
Team Total								36.61	

61



Colorado State

Mountain West Conference

▲ 1

Event	Scrd As	Athlete	Yr	Scored Mark		Date	Pl. Pts.	Bonus	TOTAL
Scored bests come from CURRENT season									
▶ 110H	12	Trevor BROWN	SR	13.64	(0.1)	4/17/14	9	0.00	9.00
▶ 400H	4	Trevor BROWN	SR	49.85cA	49.64	5/3/14	24	3.29	27.25
▶ 400H	45	Sam LITTLE	SO	51.43cA	51.22	5/14/14	0.125	0.00	0.13
▶ 4x100	47	DeLoach, Johnson, Harris, Taylor		40.47cA	40.35	4/25/14	0.075	0.00	0.08
▶ HT	45	Jake SCHNEEBERGER	JR	62.26m	204-3	5/14/14	0.125	0.00	0.13
Team Total									36.62

62



SIUE

Ohio Valley Conference

▲ 4

Event	Scrd As	Athlete	Yr	Scored Mark		Date	Pl. Pts.	Bonus	TOTAL
Scored bests come from CURRENT season									
▶ 400	34	Braxton KLAVINS	JR	46.43		5/2/14	0.5	0.00	0.50
▶ LJ	1	Laderrick WARD	JR	8.00m	26-3 (1.9)	4/19/14	30	5.41	35.41
▶ LJ	49	Julian HARVEY	FR	7.58mw	24-10½ (2.8)	4/11/14	0.025	0.00	0.03
Team Total									35.94

63



Princeton

Ivy League

unch

Event	Scrd As	Athlete	Yr	Scored Mark		Date	Pl. Pts.	Bonus	TOTAL
Scored bests come from CURRENT season									
▶ 400	44	Tom HOPKINS	SR	46.69		4/12/14	0.15	0.00	0.15
▶ 1500	44	William PAULSON	FR	3:44.15		4/16/14	0.15	0.00	0.15
▶ Steeple	34	Eddie OWENS	JR	8:52.78		5/16/14	0.5	0.00	0.50
▶ 10k	11	Chris BENDTSEN	SR	28:49.08		4/4/14	10	0.75	10.75
▶ 10k	19	Tyler UDLAND	SR	28:57.25		4/4/14	3.5	0.17	3.67
▶ LJ	28	Tom HOPKINS	SR	7.71m	25-3½ (1.3)	5/10/14	0.8	0.00	0.80
▶ TJ	7	Damon MCLEAN	SR	16.11m	52-10½ (0.7)	4/12/14	18	1.39	19.39
Team Total									35.41

"Scrd As", short for "Scored As", Standing used for place points portion of performance's score combining preseason data (when applied) to current season data

Numbers in BLACK are both the performance's actual NCAA rank AND "scored as" rank Numbers in RED indicate actual NCAA rank does not exist or is worse than "scored as" rank Numbers in BLUE indicate actual NCAA rank is better than "scored as" rank

USTFCCCA Non-Member

Non-Member Schools Will NOT be ranked, beginning Week 2



# USTFCCCA NCAA Division I National Team Computer Rankings

as of 5/23/2014 10:43:18 AM

## 2014 Outdoor Track & Field, Week #8

Only those who score >0.01 pts are shown  
D denotes multiple-event rule in affect

### MEN

# 64



## Northern Arizona

### Big Sky Conference

## unch

Event	Scrd As	Athlete	Yr	Scored Mark	Date	Pl. Pts.	Bonus	TOTAL
Scored bests come from CURRENT season								
Steeple	25	Caleb HOOVER	JR	8:50.49	4/4/14	0.95	0.00	0.95
5000	26	Brian SHRADER	JR	13:49.26	5/4/14	0.9	0.00	0.90
5000	41	Andy TROUARD	FR	13:56.95	4/4/14	0.225	0.00	0.22
10k	13	Matt MCELROY	JR	28:51.55	4/4/14	8	0.53	8.53
10k	43	Josh HARDIN	SR	29:15.51	4/4/14	0.175	0.00	0.17
110H	35	Vernon JAMISON	JR	13.90 (0.0)	5/3/14	0.45	0.00	0.45
HJ	5	Deante KEMPER	JR	2.23m 7-3½	4/17/14	22	1.54	23.54

Team Total 34.77

# 65



## Eastern Kentucky

### Ohio Valley Conference

## unch

Event	Scrd As	Athlete	Yr	Scored Mark	Date	Pl. Pts.	Bonus	TOTAL
Scored bests come from CURRENT season								
Steeple	4	Ole HESSELBERG	JR	8:41.17	4/17/14	24	2.82	26.82
5000	18	Soufiane BOUCHIKHI	SR	13:45.92	4/17/14	4	0.00	4.00
5000	19	Wade MEDDLES	SR	13:46.27	4/4/14	3.5	0.00	3.50

Team Total 34.32

# 66



## TCU

### Big 12 Conference

## ▲10

Event	Scrd As	Athlete	Yr	Scored Mark	Date	Pl. Pts.	Bonus	TOTAL
Scored bests come from CURRENT season								
100	29	Kolby LISTENBEE	FR	10.26cA 10.23 (1.0)	5/16/14	0.75	0.00	0.75
100	33	Ronnie BAKER	SO	10.29 (1.0)	4/23/14	0.55	0.00	0.55
200	13	Sam WATTS	SO	20.50w (3.3)	3/20/14	8	0.72	8.72
200	18	Cameron ECHOLS- LUPER	FR	20.61w (3.5)	3/20/14	4	0.14	4.14
200	25	Ronnie BAKER	SO	20.72w (3.3)	3/20/14	0.95	0.00	0.95
110H	17	Jordan MOORE	FR	13.68wCA 13.64 (3.9)	5/16/14	4.5	0.00	4.50
4x100	18	Summers, Watts, Baker, McSwain		39.69	4/3/14	4	0.56	4.56
4x400	12	Jackson, Listenbee, Chambers, Baker		3:05.81	4/23/14	9	0.83	9.83
DISC	46	Adam DAMADZIC	SO	56.23m 184-5	5/16/14	0.1	0.00	0.10

Team Total 34.10

# 67



## Indiana State

### Missouri Valley Conference

## unch

Event	Scrd As	Athlete	Yr	Scored Mark	Date	Pl. Pts.	Bonus	TOTAL
Scored bests come from CURRENT season								
10k	35	John MASCARI	SO	29:10.32	4/17/14	0.45	0.00	0.45
110H	4	Greggmar SWIFT	SR	13.43w (2.6)	4/12/14	24	3.10	27.10
110H	26	Adarius WASHINGTON	SO	13.85 (1.7)	5/16/14	0.9	0.00	0.90
400H	18	Max TUTTLE	SR	50.80	5/16/14	4	0.00	4.00
400H	35	Jonathan JACKSON	JR	51.20	5/16/14	0.45	0.00	0.45

Team Total 32.90

# 68



## Cornell

### Ivy League

## ▼36

Event	Scrd As	Athlete	Yr	Scored Mark	Date	Pl. Pts.	Bonus	TOTAL
Scored bests come from CURRENT season								
200	48	Bruno HORTELANO-ROIG	SR	20.91 (0.5)	4/16/14	0.05	0.00	0.05
800	44	Will WEINLANDT	SR	1:49.23	4/12/14	0.15	0.00	0.15
110H	40	Max HAIRSTON	SO	13.94 (1.5)	5/10/14	0.25	0.00	0.25
400H	49	Max HAIRSTON	SO	51.49	5/10/14	0.025	0.00	0.03
4x100	36	McCollin, Gibson, Hortelano-Roig, Ojukwu		40.15	3/26/14	0.4	0.08	0.48
4x400	30	Gibson, Hairston, Ojukwu, Hortelano-Roig		3:07.98	3/26/14	0.7	0.23	0.93
HJ	8	Montez BLAIR	SR	2.22m 7-3½	5/10/14	16	1.06	17.06
PV	34	Peter ROACH	SR	5.30m 17-4½	5/16/14	0.5	0.00	0.50
PV	47	Grant SISSERSON	FR	5.21m 17-1	4/24/14	0.075	0.00	0.08
SP	17	Stephen MOZIA	JR	19.46m 63-10½	4/4/14	4.5	0.00	4.50
DISC	13	Stephen MOZIA	JR	60.30m 197-10	5/16/14	8	0.00	8.00

Team Total 32.02

"Scrd As", short for "Scored As", Standing used for place points portion of performance's score combining preseason data (when applied) to current season data

Numbers in BLACK are both the performance's actual NCAA rank AND "scored as" rank Numbers in RED indicate actual NCAA rank does not exist or is worse than "scored as" rank Numbers in BLUE indicate actual NCAA rank is better than "scored as" rank

USTFCCCA Non-Member

Non-Member Schools Will NOT be ranked, beginning Week 2



## 2014 Outdoor Track &amp; Field, Week #8

Only those who score >0.01 pts are shown  
D denotes multiple-event rule in affect

## MEN

69



Oklahoma

Big 12 Conference

▼ 1

Event	Scrd As	Athlete	Yr	Scored Mark	Date	Pl. Pts.	Bonus	TOTAL
Scored bests come from CURRENT season								
▶ Steeple	33	Brandon DOUGHTY	SO	8:52.38	4/18/14	0.55	0.00	0.55
▶ 10k	7	Abbabiya SIMBASSA	JR	28:42.56	4/4/14	18	1.33	19.33
▶ LJ	47	Nolan HAY	FR	7.59m	24-11 (2.0)	0.075	0.00	0.08
▶ TJ	21	Hayden MCCLAIN	FR	15.73mw	51-7½ (3.1)	2.5	0.00	2.50
▶ JAV	16	Garrett SNOW	SO	70.92m	232-8	5	0.00	5.00
▶ JAV	20	Tyler RENTON	SO	69.96m	229-6	3	0.00	3.00
Team Total								30.46

70



Clemson

Atlantic Coast Conference

▲ 1

Event	Scrd As	Athlete	Yr	Scored Mark	Date	Pl. Pts.	Bonus	TOTAL	
Scored bests come from CURRENT season									
▶ 100	9	Reggie LEWIS	JR	10.15	(1.5)	3/26/14	14	1.01	15.01
▶ 100	11	Tevin HESTER	SO	10.16	(1.5)	3/26/14	10	0.90	10.90
HJ	20	Torian WARE	JR	2.18m	7-1¾	3/20/14	3	0.00	3.00
▶ TJ	35	Shai CARPENTER	SR	15.57m	51-1 (1.2)	5/16/14	0.45	0.00	0.45
Team Total								29.35	

71



Eastern Illinois

Ohio Valley Conference

▼ 1

Event	Scrd As	Athlete	Yr	Scored Mark		Date	Pl. Pts.	Bonus	TOTAL
Scored bests come from CURRENT season									
► 4x100	32	Ilunga-Matthies, Edwards, Robinson, Johnson		40.08		5/16/14	0.6	0.14	0.74
► PV	7	Peter GERAGHTY	SR	5.56m	18-2¾	4/22/14	18	1.24	19.24
► PV	12	Michael VIKEN	SR	5.50m	18-¾	3/26/14	9	0.00	9.00
Team Total									28.98

72



California

Pac-12 Conference

unch

Event	Scrd As	Athlete	Yr	Scored Mark		Date	Pl. Pts.	Bonus	TOTAL
Scored bests come from CURRENT season									
▶ 100	39	Tom BLOCKER	SR	10.34w	(2.5)	4/17/14	0.275	0.00	0.28
▶ 1500	22	Thomas JOYCE	SO	3:42.67c	4:00.49(1)	4/26/14	2	0.38	2.38
▶ 110H	10	Milan RISTIC	SR	13.59w	(2.1)	3/26/14	12	0.44	12.44
▶ 400H	20	Randy BERMEA	SO	50.86		4/26/14	3	0.00	3.00
▶ 4x100	26	Oliver, Blocker, Davis, Muhammad		39.91		5/17/14	0.9	0.29	1.19
▶ HJ	30	Nick RIDGE	SR	2.15m	7-½	4/12/14	0.7	0.00	0.70
▶ LJ	40	Hammed SULEMAN	SR	7.63m	25-¾ (0.1)	4/12/14	0.25	0.00	0.25
▶ TJ	33	Jonte GRANT	SO	15.62m	51-3 (-0.7)	4/17/14	0.55	0.00	0.55
▶ DISC	17	Derek WHITE	SR	59.42m	194-11	4/12/14	4.5	0.00	4.50
▶ HT	21	Derek WHITE	SR	64.55m	211-9	5/17/14	2.5	0.00	2.50
▶ HT	26	Scott ESPARZA	SR	64.11m	210-4	5/17/14	0.9	0.00	0.90
Team Total									28.69

73



East Carolina

Conference USA

unch

Event	Scrd As	Athlete	Yr	Scored Mark		Date	Pl. Pts.	Bonus	TOTAL
Scored bests come from CURRENT season									
▶ 4x100	18	Neal, Lewis, Hudson, Furr		39.69		5/15/14	4	0.56	4.56
▶ HJ	9	Avion JONES	SO	2.21m	7-3	5/11/14	14	0.59	14.59
▶ LJ	14	Cameron HUDSON	SO	7.82m	25-8 (-1.3)	5/15/14	7	0.00	7.00
▶ HT	36	Montrell MORROW	SR	62.92m	206-5	4/3/14	0.4	0.00	0.40
▶ JAV	33	Matthew MCCONAUGHEY	SR	68.24m	223-10	5/15/14	0.55	0.00	0.55
Team Total									27.09

74



Wyoming

Mountain West Conference

unch

Event	Scrd As	Athlete	Yr	Scored Mark		Date	Pl. Pts.	Bonus	TOTAL
Scored bests come from CURRENT season									
▶ Steeple	24	Garrett ZANS	JR	8:50.45		4/17/14	1	0.00	1.00
▶ TJ	46	Scott CARTER	FR	15.41m	50-6¾ (0.0)	4/25/14	0.1	0.00	0.10
▶ DISC	5	Mason FINLEY	SR	64.17m	210-6	5/3/14	22	2.54	24.54
▶ DISC	29	Paul THOMAS	JR	58.19m	190-11	5/3/14	0.75	0.00	0.75
Team Total								26.39	

"Scrd As", short for "Scored As", Standing used for place points portion of performance's score combining preseason data (when applied) to current season data

Numbers in BLACK are both the performance's actual NCAA rank AND "scored as" rank Numbers in RED indicate actual NCAA rank does not exist or is worse than "scored as" rank Numbers in BLUE indicate actual NCAA rank is better than "scored as" rank

USTFCCCA Non-Member

Non-Member Schools Will NOT be ranked, beginning Week 2



## 2014 Outdoor Track &amp; Field, Week #8

Only those who score >0.01 pts are shown  
D denotes multiple-event rule in affect

## MEN

75



Southern Illinois

Missouri Valley Conference

▲ 6

Event	Scrd As	Athlete	Yr	Scored Mark		Date	Pl. Pts.	Bonus	TOTAL
Scored bests come from CURRENT season									
▶ 1500	20	Zach DAHLEEN	SR	3:42.55		4/17/14	3	0.43	3.43
▶ HJ	14	Kyle LANDON	FR	2.20m	7-2½	4/16/14	7	0.11	7.11
▶ SP	9	Josh FREEMAN	SO	19.86m	65-2	5/16/14	14	0.72	14.72
▶ HT	30	Curtis WIDEMAN	JR	63.86m	209-6	4/10/14	0.7	0.00	0.70
Team Total									25.95

76



Rutgers

American Athletic Conference

▲ 4

Event	Scrd As	Athlete	Yr	Scored Mark		Date	Pl. Pts.	Bonus	TOTAL
Scored bests come from CURRENT season									
▶ 4x400	43	Jordan, Crawford, Dunbar, Griffith		3:08.92		5/2/14	0.175	0.06	0.24
▶ LJ	8	Corey CRAWFORD	JR	7.91mw	25-11½ (2.7)	5/16/14	16	2.15	18.15
▶ LJ	37	Emeka EZE	SO	7.65m	25-1¼ (1.3)	5/16/14	0.35	0.00	0.35
▶ JAV	14	Thomas CARR	SO	71.51m	234-7	4/24/14	7	0.00	7.00
Team Total									25.74

77



UC Riverside

Big West Conference

▼ 2

Event	Scrd As	Athlete	Yr	Scored Mark		Date	Pl. Pts.	Bonus	TOTAL
Scored bests come from CURRENT season									
▶ 400H	43	Michael KOGER	JR	51.37		5/2/14	0.175	0.00	0.17
▶ LJ	9	Ted HOOPER	SR	7.88m	25-10¼ (0.4)	5/2/14	14	1.06	15.06
▶ HT	11	Caleb STUART	SR	67.24m	220-7	3/27/14	10	0.00	10.00
Team Total								25.24	

78



Louisville

American Athletic Conference

▲ 1

Event	Scrd As	Athlete	Yr	Scored Mark		Date	Pl. Pts.	Bonus	TOTAL
Scored bests come from CURRENT season									
▶ Steeple	5	Mattias WOLTER	SR	8:42.20		4/17/14	22	2.34	24.34
▶ Steeple	47	Edwin KIBICHIY	FR	8:55.93		5/2/14	0.075	0.00	0.08
▶ 110H	48	Calvin ARSENAULT	JR	13.98w	(2.7)	4/12/14	0.05	0.00	0.05
▶ HT	35	Sam BOMBAUGH	SR	62.96m	206-6	4/19/14	0.45	0.00	0.45
▶ HT	46	Brad VIVACE	JR	62.19m	204-0	4/19/14	0.1	0.00	0.10
▶ HT	49	Nils WESTRICH	SO	61.93m	203-2	5/16/14	0.025	0.00	0.03
Team Total								25.04	

79



USF

American Athletic Conference

▼ 1

Event	Scrd As	Athlete	Yr	Scored Mark		Date	Pl. Pts.	Bonus	TOTAL
Scored bests come from CURRENT season									
▶ 4x100	45	Hopkins, Lewis, Yoon, Higgs		40.34		4/3/14	0.125	0.00	0.13
▶ TJ	5	Matthew ONEAL	SO	16.15m	53-0 (1.3)	3/26/14	22	1.74	23.74
▶ TJ	27	Shane LEWIS	SR	15.70m	51-6¼ (1.6)	3/26/14	0.85	0.00	0.85
Team Total									24.71

80



South Carolina

Southeastern Conference

▼ 3

Event	Scrd As	Athlete	Yr	Scored Mark		Date	Pl. Pts.	Bonus	TOTAL
Scored bests come from CURRENT season									
▶ 100	34	Chris ROYSTER	SR	10.30	(0.8)	3/28/14	0.5	0.00	0.50
▶ 200	39	Chris ROYSTER	SR	20.84	(-1.6)	3/28/14	0.275	0.00	0.28
▶ 110H	14	Jermaine COLLIER	SO	13.65	(1.8)	5/15/14	7	0.00	7.00
▶ 110H	19	Jussi KANERVO	FR	13.77w	(2.3)	3/28/14	3.5	0.00	3.50
▶ 110H	23	Dondre ECHOLS	SO	13.82	(0.9)	5/15/14	1.5	0.00	1.50
▶ 400H	25	Jussi KANERVO	FR	51.02		4/3/14	0.95	0.00	0.95
▶ 4x100	14	Kee, Royster, Echols, Winfrey		39.60		5/15/14	7	0.72	7.72
▶ JAV	21	Kaleb ZUIDEMA	FR	69.87m	229-2	5/15/14	2.5	0.00	2.50
Team Total									23.94

"Scrd As", short for "Scored As", Standing used for place points portion of performance's score combining preseason data (when applied) to current season data

Numbers in BLACK are both the performance's actual NCAA rank AND "scored as" rank Numbers in RED indicate actual NCAA rank does not exist or is worse than "scored as" rank Numbers in BLUE indicate actual NCAA rank is better than "scored as" rank

USTFCCCA Non-Member

Non-Member Schools Will NOT be ranked, beginning Week 2





## 2014 Outdoor Track &amp; Field, Week #8

Only those who score >0.01 pts are shown  
D denotes multiple-event rule in affect

## MEN

81



Monmouth

Metro Atlantic Athletic Conference

▲ 4

Event	Scrd As	Athlete	Yr	Scored Mark	Date	Pl. Pts.	Bonus	TOTAL
Scored bests come from CURRENT season								
SP	27	Errol JEFFREY	SR	18.97m	62-3	4/12/14	0.85	0.00 0.85
JAV	9	McLean LIPSCHUTZ	SO	72.55m	238-0	4/18/14	14	0.64 14.64
JAV	13	Vincent DUVERNOIS	SR	71.70m	235-3	4/12/14	8	0.00 8.00
JAV	37	Zach TORRELL	JR	68.00m	223-1	4/24/14	0.35	0.00 0.35
Team Total								23.84

82



Louisiana-Lafayette

Sun Belt Conference

unch

Event	Scrd As	Athlete	Yr	Scored Mark	Date	Pl. Pts.	Bonus	TOTAL
Scored bests come from CURRENT season								
PV	45	Michael VANI	SR	5.22m	17-1½	4/11/14	0.125	0.00 0.13
LJ	28	Devin DAVIS	JR	7.71mw	25-3½ (3.8)	5/9/14	0.8	0.00 0.80
SP	6	Albert FOURNETTE	SR	20.09m	65-11	5/9/14	20	1.59 21.59
Team Total								22.52

83



Troy

Sun Belt Conference

▲ 1

Event	Scrd As	Athlete	Yr	Scored Mark	Date	Pl. Pts.	Bonus	TOTAL
Scored bests come from CURRENT season								
100	6	Benjamin MARTIN	JR	10.11w	(3.9)	5/9/14	20	1.46 21.46
200	40	Jordan LANDBURG	SR	20.85w	(3.4)	5/9/14	0.25	0.00 0.25
400	32	Jordan LANDBURG	SR	46.39		5/9/14	0.6	0.00 0.60
Team Total								22.31

84



Memphis

American Athletic Conference

▼ 1

Event	Scrd As	Athlete	Yr	Scored Mark	Date	Pl. Pts.	Bonus	TOTAL
Scored bests come from CURRENT season								
PV	9	Pauls PUJATS	JR	5.54m	18-2	3/29/14	14	0.79 14.79
PV	23	Austin CRENSHAW	SR	5.38m	17-7½	5/2/14	1.5	0.00 1.50
SP	38	Yannik SCHALY	SO	18.50m	60-8½	4/26/14	0.3	0.00 0.30
DEC	16	Luis HANSSLER	SO	7.471		5/2/14	5	0.00 5.00
Team Total								21.59

85



LIU Brooklyn

Northeast Conference

▲ 13

Event	Scrd As	Athlete	Yr	Scored Mark	Date	Pl. Pts.	Bonus	TOTAL
Scored bests come from CURRENT season								
200	7	Brendon RODNEY	JR	20.41	(1.3)	5/3/14	18	1.20 19.20
4x100	39	Williams, Rodney, Walker-Khan, Dukes		40.24		5/16/14	0.275	0.00 0.28
4x400	41	Petit-Homme, Rodney, Walker-Khan, McLean		3:08.71		5/16/14	0.225	0.10 0.32
Team Total								19.80

86



Tulsa

Conference USA

▲ 4

Event	Scrd As	Athlete	Yr	Scored Mark	Date	Pl. Pts.	Bonus	TOTAL
Scored bests come from CURRENT season								
100	9	Bryce ROBINSON	SO	10.15w	(3.9)	4/11/14	14	1.01 15.01
200	19	Bryce ROBINSON	SO	20.62	(-0.5)	5/2/14	3.5	0.09 3.59
800	41	Elijah SILVA	FR	1:49.21		5/2/14	0.225	0.00 0.22
Team Total								18.82

87



Virginia

Atlantic Coast Conference

unch

Event	Scrd As	Athlete	Yr	Scored Mark	Date	Pl. Pts.	Bonus	TOTAL
Scored bests come from CURRENT season								
400	24	Payton HAZZARD	JR	46.12		5/9/14	1	0.00 1.00
Steeple	17	Kyle KING	SO	8:48.47		4/17/14	4.5	0.18 4.68
10k	42	Adam VISOKAY	FR	29:14.50		3/28/14	0.2	0.00 0.20
TJ	25	Ryan SATCHELL	JR	15.71m	51-6½ (1.4)	3/22/14	0.95	0.00 0.95
SP	40	Filip MIHALJEVIC	FR	18.48m	60-7¾	4/5/14	0.25	0.00 0.25
DISC	12	Filip MIHALJEVIC	FR	60.41m	198-2	3/26/14	9	0.00 9.00
Team Total								16.08

"Scrd As", short for "Scored As", Standing used for place points portion of performance's score combining preseason data (when applied) to current season data

Numbers in BLACK are both the performance's actual NCAA rank AND "scored as" rank Numbers in RED indicate actual NCAA rank does not exist or is worse than "scored as" rank Numbers in BLUE indicate actual NCAA rank is better than "scored as" rank

USTFCCCA Non-Member

Non-Member Schools Will NOT be ranked, beginning Week 2



# USTFCCCA NCAA Division I National Team Computer Rankings

as of 5/23/2014 10:43:19 AM

## 2014 Outdoor Track & Field, Week #8

Only those who score >0.01 pts are shown  
D denotes multiple-event rule in affect

### MEN

# 88



## Southeast Missouri

### Ohio Valley Conference

# 1

Event	Scrd As	Athlete	Yr	Scored Mark	Date	Pl. Pts.	Bonus	TOTAL
-------	---------	---------	----	-------------	------	----------	-------	-------

Scored bests come from CURRENT season

▶ 4x100	48	Carter, Farr, Anderson, Smith		40.54		5/2/14	0.05	0.00	0.05
▶ HJ	36	Reginald MILLER JR.	JR	2.14m	7-¼	3/20/14	0.4	0.00	0.40
▶ LJ	31	Blake SMITH	JR	7.69mw	25-2½ (2.4)	4/10/14	0.65	0.00	0.65
▶ LJ	49	Blake CARTER	JR	7.58m	24-10½ (2.0)	5/10/14	0.025	0.00	0.03
▶ TJ	14	Chris MARTIN	FR	15.84mw	51-11½ (2.3)	4/26/14	7	0.00	7.00
▶ TJ	14	Reginald MILLER JR.	JR	15.84mw	51-11½ (3.5)	4/18/14	7	0.00	7.00
▶ HT	34	Kevin FARLEY	JR	63.03m	206-9	5/2/14	0.5	0.00	0.50

Team Total 15.62

# 89



## Michigan State

### Big Ten Conference

# 3

Event	Scrd As	Athlete	Yr	Scored Mark	Date	Pl. Pts.	Bonus	TOTAL
-------	---------	---------	----	-------------	------	----------	-------	-------

Scored bests come from CURRENT season

▶ 5000	29	Caleb RHYNARD	SO	13:49.60		3/28/14	0.75	0.00	0.75
▶ SP	19	Antonio JAMES	JR	19.35m	63-6	5/2/14	3.5	0.00	3.50
▶ DISC	14	Antonio JAMES	JR	60.15m	197-4	4/25/14	7	0.00	7.00
▶ DEC	18	Kurt SCHNEIDER	SR	7,431		5/16/14	4	0.00	4.00

Team Total 15.25

# 90



## ULM

### Sun Belt Conference

# 1

Event	Scrd As	Athlete	Yr	Scored Mark	Date	Pl. Pts.	Bonus	TOTAL
-------	---------	---------	----	-------------	------	----------	-------	-------

Scored bests come from CURRENT season

LJ	9	Corey WESLEY	SO	7.88mw	25-10¼ (3.2)	5/9/14	14	1.06	15.06
----	---	--------------	----	--------	--------------	--------	----	------	-------

Team Total 15.06

# 91



## Milwaukee

### Horizon League

# 2

Event	Scrd As	Athlete	Yr	Scored Mark	Date	Pl. Pts.	Bonus	TOTAL
-------	---------	---------	----	-------------	------	----------	-------	-------

Scored bests come from CURRENT season

110H	9	Durell BUSBY	SR	13.56w	(2.8)	5/9/14	14	0.73	14.73
------	---	--------------	----	--------	-------	--------	----	------	-------

Team Total 14.73

# 92



## Lipscomb

### Atlantic Sun Conference

# unch

Event	Scrd As	Athlete	Yr	Scored Mark	Date	Pl. Pts.	Bonus	TOTAL
-------	---------	---------	----	-------------	------	----------	-------	-------

Scored bests come from CURRENT season

HJ	9	Gemikal PRUDE	SO	2.21m	7-3	4/11/14	14	0.59	14.59
----	---	---------------	----	-------	-----	---------	----	------	-------

Team Total 14.59

# 93



## Hampton

### Mid-Eastern Athletic Conference

# 3


Event	Scrd As	Athlete	Yr	Scored Mark	Date	Pl. Pts.	Bonus	TOTAL
-------	---------	---------	----	-------------	------	----------	-------	-------

Scored bests come from CURRENT season

200	26	Chidi OKEZIE	JR	20.73w	(3.0)	5/1/14	0.9	0.00	0.90
400	38	Je'veon HUTCHISON	SR	46.51		5/16/14	0.3	0.00	0.30
800	24	Edose IBADIN	JR	1:48.60		5/9/14	1	0.00	1.00
110H	46	Trey HOLLOWAY	SO	13.97	(1.9)	4/18/14	0.1	0.00	0.10
4x400	23	Okezie, Hutchison, Reddick-Simmons, Ibadin		3:07.35		4/3/14	1.5	0.34	1.84
JAV	11	Stefano NARDINI	JR	72.01m	236-3	3/28/14	10	0.05	10.05

Team Total 14.19

# 94



## Cal Poly

### Big West Conference

# 3

Event	Scrd As	Athlete	Yr	Scored Mark	Date	Pl. Pts.	Bonus	TOTAL
-------	---------	---------	----	-------------	------	----------	-------	-------

Scored bests come from CURRENT season

Steeple	48	Nick WOOLF	SO	8:55.97		5/16/14	0.05	0.00	0.05
10k	10	Chris FRIAS	SR	28:45.60		4/4/14	12	1.06	13.06
10k	28	Sean DAVIDSON	SR	29:08.24		5/16/14	0.8	0.00	0.80

Team Total 13.91

# 95



## Rice

### Conference USA

# 1

Event	Scrd As	Athlete	Yr	Scored Mark	Date	Pl. Pts.	Bonus	TOTAL
-------	---------	---------	----	-------------	------	----------	-------	-------

Scored bests come from CURRENT season

PV	12	Chris PILLOW	JR	5.50m	18-½	3/26/14	9	0.00	9.00
JAV	17	Evan KARAKOLIS	SO	70.80m	232-3	5/9/14	4.5	0.00	4.50

Team Total 13.50

"Scrd As", short for "Scored As", Standing used for place points portion of performance's score combining preseason data (when applied) to current season data

Numbers in BLACK are both the performance's actual NCAA rank AND "scored as" rank Numbers in RED indicate actual NCAA rank does not exist or is worse than "scored as" rank Numbers in BLUE indicate actual NCAA rank is better than "scored as" rank

USTFCCCA Non-Member

Non-Member Schools Will NOT be ranked, beginning Week 2



# USTFCCCA NCAA Division I National Team Computer Rankings

as of 5/23/2014 10:43:19 AM

## 2014 Outdoor Track & Field, Week #8

Only those who score >0.01 pts are shown  
D denotes multiple-event rule in affect

### MEN

96



Michigan

Big Ten Conference

▼ 1

Event	Scrd As	Athlete	Yr	Scored Mark	Date	Pl. Pts.	Bonus	TOTAL
Scored bests come from CURRENT season								
▶ Steeple	16	Mason FERLIC	SO	8:47.91	4/5/14	5	0.30	5.30
▶ 5000	34	Mason FERLIC	SO	13:55.12	4/17/14	0.5	0.00	0.50
▶ 10k	40	Morsi RAYYAN	JR	29:12.94	5/16/14	0.25	0.00	0.25
▶ 10k	44	Mark BEAMS	JR	29:15.70	5/16/14	0.15	0.00	0.15
▶ HJ	36	Bradley JAMES	SR	2.14m 7-¼	5/16/14	0.4	0.00	0.40
▶ SP	46	Derek SIEVERS	SO	18.25m 59-10½	5/16/14	0.1	0.00	0.10
▶ HT	15	Ethan DENNIS	SR	66.36m 217-8	4/19/14	6	0.00	6.00
▶ JAV	35	Stephen BURK	SO	68.10m 223-5	3/28/14	0.45	0.00	0.45
Team Total								13.15

97



Utah State

Mountain West Conference

▲ 6

Event	Scrd As	Athlete	Yr	Scored Mark	Date	Pl. Pts.	Bonus	TOTAL
Scored bests come from CURRENT season								
▶ 100	15	Nic BOWENS	JR	10.19wca 10.13 (2.8)	5/14/14	6	0.57	6.57
▶ 200	29	Nic BOWENS	JR	20.77w (3.2)	5/2/14	0.75	0.00	0.75
▶ Steeple	40	Colby WILSON	SO	8:54.12	4/4/14	0.25	0.00	0.25
▶ 4x100	17	Bautista, BOWENS, Pimentel, Bluth		39.68cA 39.44	5/14/14	4.5	0.57	5.07
Team Total								12.64

98



Robert Morris

Northeast Conference

▲ 7

Event	Scrd As	Athlete	Yr	Scored Mark	Date	Pl. Pts.	Bonus	TOTAL
Scored bests come from CURRENT season								
▶ JAV	10	Chris CARPER	SR	72.13m 236-7	3/21/14	12	0.18	12.18
Team Total								12.18

99



Ohio State

Big Ten Conference

▼ 38

Event	Scrd As	Athlete	Yr	Scored Mark	Date	Pl. Pts.	Bonus	TOTAL
Scored bests come from CURRENT season								
▶ 400	30	Lamar BRUTON	FR	46.32	5/16/14	0.7	0.00	0.70
▶ Steeple	15	Jackson NEFF	JR	8:47.86	5/16/14	6	0.31	6.31
▶ 10k	39	Blake TANEFF	SO	29:12.59	5/16/14	0.275	0.00	0.28
▶ 110H	26	Donovan ROBERTSON	SO	13.85 (-1.4)	5/16/14	0.9	0.00	0.90
▶ 4x100	34	Robertson, Faust, Batcha, Blackwell		40.14	4/18/14	0.5	0.09	0.59
▶ 4x400	24	Austin, Bruton, Walker, Rispress		3:07.37	5/16/14	1	0.34	1.34
▶ HJ	36	Devin SMITH	JR	2.14m 7-¼	5/16/14	0.4	0.00	0.40
▶ TJ	39	Julian VANN	JR	15.48m 50-9½ (0.6)	4/11/14	0.275	0.00	0.28
▶ SP	25	JC MURASKY	SO	19.13m 62-9¼	5/16/14	0.95	0.00	0.95
Team Total								11.74

100



Harvard

Ivy League

▲ 1

Event	Scrd As	Athlete	Yr	Scored Mark	Date	Pl. Pts.	Bonus	TOTAL
Scored bests come from CURRENT season								
▶ 5000	14	James LEAKOS	SR	13:44.57	4/17/14	7	0.10	7.10
▶ 5000	49	Tom PURNELL	SO	13:59.42	4/17/14	0.025	0.00	0.03
▶ 110H	22	Jarvis HARRIS	JR	13.80w (2.4)	4/19/14	2	0.00	2.00
▶ LJ	25	Elliot SAFO	FR	7.73m 25-4½ (1.0)	5/10/14	0.95	0.00	0.95
▶ TJ	45	Efe UWAIFO	FR	15.42m 50-7¼ (1.5)	5/10/14	0.125	0.00	0.13
▶ SP	49	Dustin BRODE	SR	18.19m 59-8¼	5/16/14	0.025	0.00	0.03
▶ HT	31	Ben GLAUSER	JR	63.71m 209-0	5/10/14	0.65	0.00	0.65
▶ JAV	38	Dean SULLIVAN	SO	67.99m 223-0	5/10/14	0.3	0.00	0.30
Team Total								11.18

"Scrd As", short for "Scored As", Standing used for place points portion of performance's score combining preseason data (when applied) to current season data

Numbers in BLACK are both the performance's actual NCAA rank AND "scored as" rank Numbers in RED indicate actual NCAA rank does not exist or is worse than "scored as" rank Numbers in BLUE indicate actual NCAA rank is better than "scored as" rank

USTFCCCA Non-Member

Non-Member Schools Will NOT be ranked, beginning Week 2



## 2014 Outdoor Track &amp; Field, Week #8

Only those who score >0.01 pts are shown  
D denotes multiple-event rule in affect

## MEN

101



Indiana

Big Ten Conference

▼ 2

Event	Scrd As	Athlete	Yr	Scored Mark	Date	Pl. Pts.	Bonus	TOTAL
Scored bests come from CURRENT season								
800	17	Tretez KINNAIRD	FR	1:47.99	4/19/14	4.5	0.36	4.86
1500	28	Rorey HUNTER	JR	3:43.12c 4:00.97(1)	4/19/14	0.8	0.23	1.03
Steeple	19	Robby NIERMAN	SR	8:49.72	5/16/14	3.5	0.00	3.50
Steeple	41	Joshua ROCHE	SO	8:54.17	4/24/14	0.225	0.00	0.22
Steeple	43	Nolan FIFE	JR	8:54.46	3/20/14	0.175	0.00	0.17
10k	29	Evan ESSELINK	JR	29:08.52	5/16/14	0.75	0.00	0.75
PV	34	Drew VOLZ	JR	5.30m 17-4½	5/3/14	0.5	0.00	0.50
Team Total								11.04

102



NC State

Atlantic Coast Conference

▼ 14

Event	Scrd As	Athlete	Yr	Scored Mark	Date	Pl. Pts.	Bonus	TOTAL
Scored bests come from CURRENT season								
1500	16	Graham CRAWFORD	SO	3:42.23c 4:00.01(1)	4/12/14	5	0.54	5.54
5000	20	Andrew COLLEY	SR	13:46.74	5/4/14	3	0.00	3.00
5000	27	Graham CRAWFORD	SO	13:49.27	3/28/14	0.85	0.00	0.85
LI	32	Jonathan ADDISON	SO	7.68m 25-2½ (-1.1)	4/4/14	0.6	0.00	0.60
DISC	45	Nathaniel WILLIAMS	SR	56.37m 184-11	4/24/14	0.125	0.00	0.13
Team Total								10.11

103



Youngstown State

Horizon League

▼ 1

Event	Scrd As	Athlete	Yr	Scored Mark	Date	Pl. Pts.	Bonus	TOTAL
Scored bests come from CURRENT season								
SP	15	Bobby GRACE	SR	19.56m 64-2½	4/18/14	6	0.00	6.00
HT	18	Connor NEU	SO	65.26m 214-1	5/9/14	4	0.00	4.00
Team Total								10.00

104



Northern Iowa

Missouri Valley Conference

unch

Event	Scrd As	Athlete	Yr	Scored Mark	Date	Pl. Pts.	Bonus	TOTAL
Scored bests come from CURRENT season								
110H	40	Sebastian BARTH	JR	13.94 (1.6)	5/16/14	0.25	0.00	0.25
400H	12	Ryan NEWTOFF	SR	50.58	5/16/14	9	0.41	9.41
DISC	38	Matt SCHIFFER	SR	57.26m 187-10	4/11/14	0.3	0.00	0.30
Team Total								9.96

105



Syracuse

Atlantic Coast Conference

▼ 5

Event	Scrd As	Athlete	Yr	Scored Mark	Date	Pl. Pts.	Bonus	TOTAL
Scored bests come from CURRENT season								
1500	28	Joel HUBBARD	SO	3:43.12	5/9/14	0.8	0.23	1.03
Steeple	20	MJ ERB	SO	8:50.01	4/4/14	3	0.00	3.00
10k	31	Reed KAMYSZEK	JR	29:08.84	4/4/14	0.65	0.00	0.65
10k	33	Martin HEHIR	JR	29:10.12	4/17/14	0.55	0.00	0.55
110H	18	Donald POLLITT	JR	13.73 (0.8)	4/24/14	4	0.00	4.00
110H	34	Freddie CRITTENDEN	FR	13.89 (0.8)	4/24/14	0.5	0.00	0.50
Team Total								9.73

106



Cincinnati

American Athletic Conference

unch

Event	Scrd As	Athlete	Yr	Scored Mark	Date	Pl. Pts.	Bonus	TOTAL
Scored bests come from CURRENT season								
PV	17	Josh DANGEL	SR	5.44m 17-10½	4/12/14	4.5	0.00	4.50
DISC	18	Macklin TUDOR	SO	59.37m 194-9	5/16/14	4	0.00	4.00
Team Total								8.50

107



New Hampshire

America East Conference

▲ 1

Event	Scrd As	Athlete	Yr	Scored Mark	Date	Pl. Pts.	Bonus	TOTAL
Scored bests come from CURRENT season								
Steeple	13	John PRIZZI	JR	8:47.39	4/16/14	8	0.42	8.42
Team Total								8.42

"Scrd As", short for "Scored As", Standing used for place points portion of performance's score combining preseason data (when applied) to current season data

Numbers in BLACK are both the performance's actual NCAA rank AND "scored as" rank Numbers in RED indicate actual NCAA rank does not exist or is worse than "scored as" rank Numbers in BLUE indicate actual NCAA rank is better than "scored as" rank

USTFCCCA Non-Member

Non-Member Schools Will NOT be ranked, beginning Week 2



# USTFCCCA NCAA Division I National Team Computer Rankings

## 2014 Outdoor Track & Field, Week #8

as of 5/23/2014 10:43:20 AM

Only those who score >0.01 pts are shown  
D denotes multiple-event rule in affect

### MEN

# 108



## Missouri

### Southeastern Conference

▲ 1

Event	Scrd As	Athlete	Yr	Scored Mark		Date	Pl. Pts.	Bonus	TOTAL
Scored bests come from CURRENT season									
▶ Steeple	30	Sam DICKERSON	SO	8:51.74		4/5/14	0.7	0.00	0.70
▶ TJ	24	Jonathon ILORI	JR	15.72mw	51-7 (3.8)	4/11/14	1	0.00	1.00
▶ TJ	32	Tony CARODINE	SO	15.64m	51-3½ (0.8)	4/24/14	0.6	0.00	0.60
▶ JAV	15	MaCauley GARTON	JR	71.02m	233-0	4/23/14	6	0.00	6.00
Team Total									8.30

# 109



## Eastern Washington

### Big Sky Conference

▼ 2

Event	Scrd As	Athlete	Yr	Scored Mark		Date	Pl. Pts.	Bonus	TOTAL
Scored bests come from CURRENT season									
▶ HT	13	Jordan ARAKAWA	JR	66.82m	219-2	3/28/14	8	0.00	8.00
▶ HT	48	Zach NIELSEN	SR	62.01m	203-5	5/14/14	0.05	0.00	0.05
Team Total									8.05

# 110



## Long Beach State

### Big West Conference

▲ 4

Event	Scrd As	Athlete	Yr	Scored Mark		Date	Pl. Pts.	Bonus	TOTAL
Scored bests come from CURRENT season									
▶ 800	19	Chris LOW	JR	1:48.30		4/4/14	3.5	0.00	3.50
▶ 10k	38	Chris ENRIQUEZ	SO	29:12.46		5/16/14	0.3	0.00	0.30
▶ 110H	46	Davon WILSON-ANGEL	SR	13.97	(1.4)	5/16/14	0.1	0.00	0.10
▶ 4x400	34	McCloskey, Glasgow, Perez-Rogers, Lockett		3:08.39		4/23/14	0.5	0.15	0.65
▶ LJ	24	Willie ALEXANDER	SO	7.75m	25-5½ (1.7)	4/17/14	1	0.00	1.00
▶ TJ	29	Willie ALEXANDER	SO	15.69m	51-5½ (1.8)	5/16/14	0.75	0.00	0.75
▶ DISC	25	Jason HARRELL	SR	58.46m	191-9	3/15/14	0.95	0.00	0.95
▶ DISC	35	Jacob FRASER	JR	57.73m	189-5	4/4/14	0.45	0.00	0.45
▶ JAV	47	Adam BIANCHESSI	SR	66.39m	217-9	5/16/14	0.075	0.00	0.08
Team Total									7.78

# 111



## North Texas

### Conference USA

▲ 4

Event	Scrd As	Athlete	Yr	Scored Mark		Date	Pl. Pts.	Bonus	TOTAL
Scored bests come from CURRENT season									
▶ 400	14	Clinton COLLINS	SR	45.76		5/15/14	7	0.50	7.50
▶ 4x400	48	Hamilton, Bey, Pryor, Heard		3:10.02		5/15/14	0.05	0.00	0.05
▶ LJ	44	Clinton CLARKE	SR	7.61mw	24-11½ (3.5)	4/12/14	0.15	0.00	0.15
Team Total									7.70

# 112



## New Orleans

### Southland Conference

▼ 2

Event	Scrd As	Athlete	Yr	Scored Mark		Date	Pl. Pts.	Bonus	TOTAL
Scored bests come from CURRENT season									
▶ 100	39	Darius ROY	FR	10.34w	(2.5)	5/9/14	0.275	0.00	0.28
▶ 400H	40	Constant PRETORIUS	FR	51.30		5/9/14	0.25	0.00	0.25
▶ DEC	14	Karl SALURI	FR	7,497		3/26/14	7	0.00	7.00
Team Total									7.53

# 113



## Columbia

### Ivy League

▼ 2

Event	Scrd As	Athlete	Yr	Scored Mark	Date	Pl. Pts.	Bonus	TOTAL
Scored bests come from CURRENT season								
▶ 800	16	Harry MCFANN	SR	1:47.91	4/12/14	5	0.46	5.46
▶ 800	31	Brendon FISH	SR	1:48.79	5/2/14	0.65	0.00	0.65
▶ 1500	27	John GREGOREK	SR	3:43.05	4/12/14	0.85	0.25	1.10
▶ HT	39	Duncan DICKERSON	SR	62.75m	205-10 5/16/14	0.275	0.00	0.28
Team Total								7.48

# 114



## Western Illinois

### The Summit League

▲ 2

Event	Scrd As	Athlete	Yr	Scored Mark	Date	Pl. Pts.	Bonus	TOTAL	
Scored bests come from CURRENT season									
▶ HJ	14	Jamario TAYLOR	SR	2.20m	7-2½	5/15/14	7	0.11	7.11
Team Total									7.11

"Scrd As", short for "Scored As", Standing used for place points portion of performance's score combining preseason data (when applied) to current season data

Numbers in BLACK are both the performance's actual NCAA rank AND "scored as" rank Numbers in RED indicate actual NCAA rank does not exist or is worse than "scored as" rank Numbers in BLUE indicate actual NCAA rank is better than "scored as" rank

USTFCCCA Non-Member

Non-Member Schools Will NOT be ranked, beginning Week 2





# USTFCCCA NCAA Division I National Team Computer Rankings

as of 5/23/2014 10:43:20 AM

## 2014 Outdoor Track & Field, Week #8

Only those who score >0.01 pts are shown  
D denotes multiple-event rule in affect

### MEN

#### 115 RU Radford ▼ 3 Big South Conference

Event	Scrd As	Athlete	Yr	Scored Mark	Date	Pl. Pts.	Bonus	TOTAL
Scored bests come from CURRENT season								
110H	14	Vincent WYATT	JR	13.65 (0.8)	5/9/14	7	0.00	7.00
Team Total								7.00

#### 116 Bethune-Cookman ▼ 3 Mid-Eastern Athletic Conference

Event	Scrd As	Athlete	Yr	Scored Mark	Date	Pl. Pts.	Bonus	TOTAL
Scored bests come from CURRENT season								
110H	19	Tremayne BANKS	JR	13.77w (2.4)	4/28/14	3.5	0.00	3.50
HJ	36	Ed'Ricus WILLIAMS	FR	2.14m 7-¼	4/26/14	0.4	0.00	0.40
LJ	20	Kenneth FISHER	FR	7.78m 25-6¾ (0.9)	5/1/14	3	0.00	3.00
Team Total								6.90

#### 117 Lamar ▲ 9 Southland Conference

Event	Scrd As	Athlete	Yr	Scored Mark	Date	Pl. Pts.	Bonus	TOTAL
Scored bests come from CURRENT season								
800	41	Aaron BENNETT	JR	1:49.21	4/26/14	0.225	0.00	0.22
1500	15	Sam STABLER	JR	3:42.18	4/26/14	6	0.57	6.57
Team Total								6.80

#### 118 North Carolina A&T ▲ 5 Mid-Eastern Athletic Conference

Event	Scrd As	Athlete	Yr	Scored Mark	Date	Pl. Pts.	Bonus	TOTAL
Scored bests come from CURRENT season								
100	37	Desmond LAWRENCE	SR	10.33 (0.5)	4/24/14	0.35	0.00	0.35
200	34	Joshua PEOPLES	FR	20.82w (3.0)	5/1/14	0.5	0.00	0.50
200	47	Desmond LAWRENCE	SR	20.88w (3.0)	5/1/14	0.075	0.00	0.08
4x100	23	Lawrence, Williams, Gabriel, Noble		39.84	4/3/14	1.5	0.35	1.85
TJ	21	Keenan SMITH	JR	15.73m 51-7¾ (1.8)	5/16/14	2.5	0.00	2.50
Team Total								5.27

#### 119 Navy ▲ 3 Patriot League

Event	Scrd As	Athlete	Yr	Scored Mark	Date	Pl. Pts.	Bonus	TOTAL
Scored bests come from CURRENT season								
200	37	Jordan SARTOR-FRANCIS	SO	20.83w (3.2)	5/2/14	0.35	0.00	0.35
DISC	28	Zachary DUNCAVAGE	SR	58.27m 191-2	4/24/14	0.8	0.00	0.80
JAV	18	Jay STELL	SO	70.72m 232-0	4/5/14	4	0.00	4.00
Team Total								5.15

#### 120 Kennesaw State ▼ 3 Atlantic Sun Conference

Event	Scrd As	Athlete	Yr	Scored Mark	Date	Pl. Pts.	Bonus	TOTAL
Scored bests come from CURRENT season								
HJ	26	Andre DORSEY	JR	2.16m 7-1	5/16/14	0.9	0.00	0.90
LJ	32	Andre DORSEY	JR	7.68m 25-2½ (1.9)	4/3/14	0.6	0.00	0.60
TJ	21	Andre DORSEY	JR	15.73m 51-7¾ (1.6)	3/26/14	2.5	0.00	2.50
HT	24	Martynas SEDYS	SO	64.33m 211-0	5/16/14	1	0.00	1.00
Team Total								5.00

#### 121 Sam Houston State ▼ 2 Southland Conference

Event	Scrd As	Athlete	Yr	Scored Mark	Date	Pl. Pts.	Bonus	TOTAL
Scored bests come from CURRENT season								
400	28	Rodney JONES	JR	46.31	5/9/14	0.8	0.00	0.80
4x100	30	Williams, Jenkins, Jones, Wright		40.03	5/9/14	0.7	0.18	0.88
TJ	20	Charles WHITE	SR	15.74mw 51-7¾ (3.1)	5/9/14	3	0.00	3.00
Team Total								4.68

#### 122 Central Michigan ▼ 4 Mid-American Conference

Event	Scrd As	Athlete	Yr	Scored Mark	Date	Pl. Pts.	Bonus	TOTAL
Scored bests come from CURRENT season								
400H	37	Parker SCOTT	SR	51.25	5/15/14	0.35	0.00	0.35
DISC	20	Dylan BANAGIS	FR	59.23m 194-4	5/10/14	3	0.00	3.00
DISC	32	Cole WALDERZAK	SO	57.87m 189-10	5/10/14	0.6	0.00	0.60
HT	32	Cole WALDERZAK	SO	63.39m 207-11	5/15/14	0.6	0.00	0.60
Team Total								4.55

"Scrd As", short for "Scored As", Standing used for place points portion of performance's score combining preseason data (when applied) to current season data

Numbers in BLACK are both the performance's actual NCAA rank AND "scored as" rank Numbers in RED indicate actual NCAA rank does not exist or is worse than "scored as" rank Numbers in BLUE indicate actual NCAA rank is better than "scored as" rank

USTFCCCA Non-Member Non-Member Schools Will NOT be ranked, beginning Week 2





# USTFCCCA NCAA Division I National Team Computer Rankings

as of 5/23/2014 10:43:20 AM

## 2014 Outdoor Track & Field, Week #8

Only those who score >0.01 pts are shown  
D denotes multiple-event rule in affect

### MEN

#### 123 UC Santa Barbara ▲ 17 Big West Conference

Event	Scrd As	Athlete	Yr	Scored Mark	Date	Pl. Pts.	Bonus	TOTAL
Scored bests come from CURRENT season								
1500	18	Shyan VAZIRI	JR	3:42.44	4/18/14	4	0.46	4.46
Team Total								4.46

#### 124 Florida International ▼ 4 Conference USA

Event	Scrd As	Athlete	Yr	Scored Mark	Date	Pl. Pts.	Bonus	TOTAL
Scored bests come from CURRENT season								
100	48	Khristian CAMPBELL	JR	10.38w (3.6)	4/28/14	0.05	0.00	0.05
LJ	18	Aubrey SMITH	SR	7.80m 25-7½ (0.0)	5/15/14	4	0.00	4.00
Team Total								4.05

#### 125 Albany ▼ 1 America East Conference

Event	Scrd As	Athlete	Yr	Scored Mark	Date	Pl. Pts.	Bonus	TOTAL
Scored bests come from CURRENT season								
HJ	18	Alexander BOWEN JR.	JR	2.19m 7-2¼	4/24/14	4	0.00	4.00
Team Total								4.00

#### 125 Brown ▼ 4 Ivy League

Event	Scrd As	Athlete	Yr	Scored Mark	Date	Pl. Pts.	Bonus	TOTAL
Scored bests come from CURRENT season								
DISC	23	Courtland CLAVETTE	JR	58.68m 192-6	5/10/14	1.5	0.00	1.50
DEC	21	Evan WEINSTOCK	SR	7,381	5/10/14	2.5	0.00	2.50
Team Total								4.00

#### 127 UTPA unch Western Athletic Conference

Event	Scrd As	Athlete	Yr	Scored Mark	Date	Pl. Pts.	Bonus	TOTAL
Scored bests come from CURRENT season								
1500	40	Martin CASSE	SR	3:43.67	5/4/14	0.25	0.04	0.29
400H	19	Dijan JOHNSON	SR	50.85ca 50.74	5/14/14	3.5	0.00	3.50
Team Total								3.79

#### 128 Utah Valley ▼ 3 Western Athletic Conference

Event	Scrd As	Athlete	Yr	Scored Mark	Date	Pl. Pts.	Bonus	TOTAL
Scored bests come from CURRENT season								
HJ	30	Ryle WILLIAMS	FR	2.15m 7-½	3/7/14	0.7	0.00	0.70
DEC	20	Michael MCPHERSON	JR	7,401	5/14/14	3	0.00	3.00
Team Total								3.70

#### 129 Charlotte ▲ 3 Conference USA

Event	Scrd As	Athlete	Yr	Scored Mark	Date	Pl. Pts.	Bonus	TOTAL
Scored bests come from CURRENT season								
200	42	Anthony BYNUM	SO	20.86 (0.1)	4/3/14	0.2	0.00	0.20
4x100	23	Rouse, Osborne, Bynum, Shank		39.84	5/15/14	1.5	0.35	1.85
4x400	39	Bynum, Boyd, Livingston, Tate		3:08.62	5/15/14	0.275	0.11	0.39
HJ	24	Trey MCRAE	JR	2.17m 7-1½	4/11/14	1	0.00	1.00
Team Total								3.44

#### 130 Washington State ▼ 2 Pac-12 Conference

Event	Scrd As	Athlete	Yr	Scored Mark	Date	Pl. Pts.	Bonus	TOTAL
Scored bests come from CURRENT season								
400	46	Jacob SEALBY	JR	46.72	5/17/14	0.1	0.00	0.10
800	25	Jesse JORGENSEN	JR	1:48.62	5/3/14	0.95	0.00	0.95
5000	30	Drew JORDAN	SR	13:52.40	4/4/14	0.7	0.00	0.70
400H	30	CJ ALLEN	FR	51.14	5/17/14	0.7	0.00	0.70
4x100	41	Johnson, McBride, Farmer, Chambers		40.26	5/17/14	0.225	0.00	0.23
JAV	29	Kyle STEVENS	SR	68.50m 224-9	5/17/14	0.75	0.00	0.75
Team Total								3.42

"Scrd As", short for "Scored As", Standing used for place points portion of performance's score combining preseason data (when applied) to current season data

Numbers in BLACK are both the performance's actual NCAA rank AND "scored as" rank Numbers in RED indicate actual NCAA rank does not exist or is worse than "scored as" rank Numbers in BLUE indicate actual NCAA rank is better than "scored as" rank

USTFCCCA Non-Member

Non-Member Schools Will NOT be ranked, beginning Week 2



# USTFCCCA NCAA Division I National Team Computer Rankings

as of 5/23/2014 10:43:20 AM

## 2014 Outdoor Track & Field, Week #8

Only those who score >0.01 pts are shown  
D denotes multiple-event rule in affect

### MEN

# 131



## Liberty

### Big South Conference

▼ 1

Event	Scrd As	Athlete	Yr	Scored Mark	Date	Pl. Pts.	Bonus	TOTAL
-------	---------	---------	----	-------------	------	----------	-------	-------

Scored bests come from CURRENT season

▶ Steeple	21	Josh MACDONALD	SR	8:50.15		5/16/14	2.5	0.00	2.50
▶ HJ	36	Zach DAVIS	FR	2.14m	7-¼	5/1/14	0.4	0.00	0.40
▶ JAV	44	Daniel KLAKE	JR	66.79m	219-1	5/16/14	0.15	0.00	0.15

**Team Total 3.05**

# 132



## Manhattan

### Metro Atlantic Athletic Conference

▼ 3

Event	Scrd As	Athlete	Yr	Scored Mark	Date	Pl. Pts.	Bonus	TOTAL
-------	---------	---------	----	-------------	------	----------	-------	-------

Scored bests come from CURRENT season

▶ HT	20	Love LITZELL	FR	64.75m	212-5	5/16/14	3	0.00	3.00
------	----	--------------	----	--------	-------	---------	---	------	------

**Team Total 3.00**

# 133



## Villanova

### BIG EAST Conference

▲ 10

Event	Scrd As	Athlete	Yr	Scored Mark	Date	Pl. Pts.	Bonus	TOTAL
-------	---------	---------	----	-------------	------	----------	-------	-------

Scored bests come from CURRENT season

▶ 800	39	Samuel ELLISON	SR	1:49.18	5/9/14	0.275	0.00	0.28
▶ 800	45	Dusty SOLIS	JR	1:49.24	4/16/14	0.125	0.00	0.13
▶ 1500	25	Jordan WILLIAMSZ	SO	3:43.01	4/16/14	0.95	0.27	1.22
▶ 1500	33	Sam MCENTEE	JR	3:43.33	4/16/14	0.55	0.15	0.70
▶ 1500	48	Robert DENAULT	SO	3:44.28	4/16/14	0.05	0.00	0.05
▶ 5000	39	Patrick TIERNAN	FR	13:56.01	5/9/14	0.275	0.00	0.28

**Team Total 2.65**

# 134



## Texas State

### Sun Belt Conference

▲ 2


Event	Scrd As	Athlete	Yr	Scored Mark	Date	Pl. Pts.	Bonus	TOTAL
-------	---------	---------	----	-------------	------	----------	-------	-------

Scored bests come from CURRENT season

▶ 400H	46	James HILLIARD	SO	51.46		5/9/14	0.1	0.00	0.10
▶ 4x400	46	Reed, Johnson, Black, Hilliard		3:09.66		3/26/14	0.1	0.00	0.10
▶ PV	31	Seth ARNOLD	JR	5.32m	17-5½	5/2/14	0.65	0.00	0.65
▶ LJ	32	Aaron GEORGE	FR	7.68mw	25-2½ (2.5)	5/9/14	0.6	0.00	0.60
▶ SP	33	Darian BROWN	JR	18.77m	61-7	5/2/14	0.55	0.00	0.55
▶ DISC	34	Darian BROWN	JR	57.74m	189-5	4/12/14	0.5	0.00	0.50

**Team Total 2.50**

# 135



## Connecticut

### American Athletic Conference

▼ 2

Event	Scrd As	Athlete	Yr	Scored Mark	Date	Pl. Pts.	Bonus	TOTAL
-------	---------	---------	----	-------------	------	----------	-------	-------

Scored bests come from CURRENT season

▶ PV	34	Craig HUNTER	FR	5.30m	17-4½	5/8/14	0.5	0.00	0.50
▶ DISC	22	Eric MASINGTON	SR	58.80m	192-11	5/8/14	2	0.00	2.00

**Team Total 2.50**

# 136



## Duke

### Atlantic Coast Conference

▼ 1

Event	Scrd As	Athlete	Yr	Scored Mark	Date	Pl. Pts.	Bonus	TOTAL
-------	---------	---------	----	-------------	------	----------	-------	-------

Scored bests come from CURRENT season

▶ 5000	46	Shaun THOMPSON	JR	13:58.82		3/28/14	0.1	0.00	0.10
▶ HJ	48	Tanner ANDERSON	SR	2.13m	6-11½	4/17/14	0.05	0.00	0.05
▶ DISC	42	Austin GAMBLE	SR	56.66m	185-10	4/4/14	0.2	0.00	0.20
▶ JAV	22	Thomas LANG	SO	69.83m	229-1	4/17/14	2	0.00	2.00

**Team Total 2.35**

"Scrd As", short for "Scored As", Standing used for place points portion of performance's score combining preseason data (when applied) to current season data

Numbers in BLACK are both the performance's actual NCAA rank AND "scored as" rank Numbers in RED indicate actual NCAA rank does not exist or is worse than "scored as" rank Numbers in BLUE indicate actual NCAA rank is better than "scored as" rank

USTFCCCA Non-Member

Non-Member Schools Will NOT be ranked, beginning Week 2



## 2014 Outdoor Track &amp; Field, Week #8

Only those who score >0.01 pts are shown  
D denotes multiple-event rule in affect

## MEN

137



Air Force

Mountain West Conference

▼ 3

Event	Scrd As	Athlete	Yr	Scored Mark	Date	Pl. Pts.	Bonus	TOTAL
Scored bests come from CURRENT season								
PV	25	Joey UHLE	JR	5.35m	17-6%	3/26/14	0.95	0.00 0.95
PV	25	Dylan BELL	SO	5.35m	17-6%	4/3/14	0.95	0.00 0.95
PV	47	Cort ROGERS	SR	5.21m	17-1	5/14/14	0.075	0.00 0.08
SP	39	Grant HAMILTON	SO	18.49m	60-8	5/14/14	0.275	0.00 0.28
Team Total								2.25

138



DePaul

BIG EAST Conference

unch

Event	Scrd As	Athlete	Yr	Scored Mark	Date	Pl. Pts.	Bonus	TOTAL
Scored bests come from CURRENT season								
SP	22	Matt BABICZ	JR	19.27m	63-2%	5/9/14	2	0.00 2.00
Team Total								2.00

138



Duquesne

Atlantic 10 Conference

▲ 3

Event	Scrd As	Athlete	Yr	Scored Mark	Date	Pl. Pts.	Bonus	TOTAL
Scored bests come from CURRENT season								
10k	22	Jim SPISAK	SR	29:02.09		4/12/14	2	0.00 2.00
Team Total								2.00

138



Loyola Marymount

West Coast Conference

▼ 7

Event	Scrd As	Athlete	Yr	Scored Mark	Date	Pl. Pts.	Bonus	TOTAL
Scored bests come from CURRENT season								
5000	22	Weston STRUM	JR	13:47.28		4/4/14	2	0.00 2.00
Team Total								2.00

141



South Dakota

The Summit League

▼ 4

Event	Scrd As	Athlete	Yr	Scored Mark	Date	Pl. Pts.	Bonus	TOTAL
Scored bests come from CURRENT season								
Steeple	28	Jeffrey METTLER	SR	8:51.05		4/23/14	0.8	0.00 0.80
SP	24	Kyle MCKELVEY	JR	19.24m	63-1½	5/15/14	1	0.00 1.00
Team Total								1.80

142



La Salle

Atlantic 10 Conference

▲ 5

Event	Scrd As	Athlete	Yr	Scored Mark	Date	Pl. Pts.	Bonus	TOTAL
Scored bests come from CURRENT season								
800	27	Chris SANDERS	FR	1:48.69		5/12/14	0.85	0.00 0.85
1500	31	Alfredo SANTANA	SR	3:43.21		5/12/14	0.65	0.20 0.85
1500	47	Nick ROSS	JR	3:44.24		5/12/14	0.075	0.00 0.08
Team Total								1.77

143



UMBC

America East Conference

▲ 8

Event	Scrd As	Athlete	Yr	Scored Mark	Date	Pl. Pts.	Bonus	TOTAL
Scored bests come from CURRENT season								
100	43	Dennison LONG	SR	10.36	(0.9)	4/3/14	0.175	0.00 0.17
200	42	Dennison LONG	SR	20.86	(2.0)	4/12/14	0.2	0.00 0.20
800	29	Andrew SMITH	SR	1:48.72		5/16/14	0.75	0.00 0.75
110H	32	Trae PROCTOR	SR	13.88	(0.6)	4/12/14	0.6	0.00 0.60
Team Total								1.73

144



Southeastern Louisiana

Southland Conference

unch

Event	Scrd As	Athlete	Yr	Scored Mark	Date	Pl. Pts.	Bonus	TOTAL
Scored bests come from CURRENT season								
LJ	35	Brandon DANIELS	SR	7.67mw	25-2 (2.3)	5/9/14	0.45	0.00 0.45
HT	38	Jonathan KINCHEN	JR	62.76m	205-11	3/27/14	0.3	0.00 0.30
JAV	25	Derek HAMPTON	JR	69.07m	226-7	4/26/14	0.95	0.00 0.95
Team Total								1.70

"Scrd As", short for "Scored As", Standing used for place points portion of performance's score combining preseason data (when applied) to current season data

Numbers in BLACK are both the performance's actual NCAA rank AND "scored as" rank Numbers in RED indicate actual NCAA rank does not exist or is worse than "scored as" rank Numbers in BLUE indicate actual NCAA rank is better than "scored as" rank

USTFCCCA Non-Member

Non-Member Schools Will NOT be ranked, beginning Week 2



# USTFCCCA NCAA Division I National Team Computer Rankings

as of 5/23/2014 10:43:21 AM

## 2014 Outdoor Track & Field, Week #8

Only those who score >0.01 pts are shown  
D denotes multiple-event rule in affect

### MEN

145



South Alabama

Sun Belt Conference

▼ 6

Event	Scrd As	Athlete	Yr	Scored Mark	Date	Pl. Pts.	Bonus	TOTAL
-------	---------	---------	----	-------------	------	----------	-------	-------

Scored bests come from CURRENT season

▶ DISC	26	Jan-Louw KOTZE	SO	58.41m	191-7	3/7/14	0.9	0.00	0.90
▶ HT	29	Renaldo FRECHOU	SO	63.93m	209-9	4/24/14	0.75	0.00	0.75

Team Total 1.65

146



Montana State

Big Sky Conference

▼ 4

Event	Scrd As	Athlete	Yr	Scored Mark	Date	Pl. Pts.	Bonus	TOTAL
-------	---------	---------	----	-------------	------	----------	-------	-------

Scored bests come from CURRENT season

▶ DEC	23	Jeff MOHL	SR	7,359		5/14/14	1.5	0.00	1.50
-------	----	-----------	----	-------	--	---------	-----	------	------

Team Total 1.50

146



Samford

Southern Conference

▲ 9

Event	Scrd As	Athlete	Yr	Scored Mark	Date	Pl. Pts.	Bonus	TOTAL
-------	---------	---------	----	-------------	------	----------	-------	-------

Scored bests come from CURRENT season

▶ 800	23	Brandon HAZOURI	SO	1:48.54		4/11/14	1.5	0.00	1.50
-------	----	-----------------	----	---------	--	---------	-----	------	------

Team Total 1.50

148



Coastal Carolina

Big South Conference

unch

Event	Scrd As	Athlete	Yr	Scored Mark	Date	Pl. Pts.	Bonus	TOTAL
-------	---------	---------	----	-------------	------	----------	-------	-------

Scored bests come from CURRENT season

▶ 4x400	37	Lipscomb, Hackett-Greene, Hass, Brunson		3:08.55		5/16/14	0.35	0.13	0.48
▶ HJ	26	Reggie NELSON	JR	2.16m	7-1	4/24/14	0.9	0.00	0.90

Team Total 1.38

149



Southern Miss

Conference USA

▲ 5

Event	Scrd As	Athlete	Yr	Scored Mark	Date	Pl. Pts.	Bonus	TOTAL
-------	---------	---------	----	-------------	------	----------	-------	-------

Scored bests come from CURRENT season

▶ HJ	36	Courtland WELLS	JR	2.14m	7-¼	5/3/14	0.4	0.00	0.40
▶ SP	47	Robert COLLINGWOOD	SR	18.23m	59-9¾	5/15/14	0.075	0.00	0.08
▶ JAV	26	Ethan RICH	JR	68.88m	226-0	3/15/14	0.9	0.00	0.90

Team Total 1.37

150



Miami (Fla.)

Atlantic Coast Conference

▲ 2

Event	Scrd As	Athlete	Yr	Scored Mark	Date	Pl. Pts.	Bonus	TOTAL
-------	---------	---------	----	-------------	------	----------	-------	-------

Scored bests come from CURRENT season

▶ 4x100	39	Dorsett, El-Sabawi, Jackson, Johnson		40.24		5/3/14	0.275	0.00	0.28
▶ SP	28	Isaiah SIMMONS	SO	18.91m	62-¾	4/17/14	0.8	0.00	0.80
▶ DISC	41	Isaiah SIMMONS	SO	56.68m	185-11	4/12/14	0.225	0.00	0.22

Team Total 1.30

151



Fresno State

Mountain West Conference

▼ 6

Event	Scrd As	Athlete	Yr	Scored Mark	Date	Pl. Pts.	Bonus	TOTAL
-------	---------	---------	----	-------------	------	----------	-------	-------

Scored bests come from CURRENT season

▶ LJ	25	Devin HARRISON	JR	7.73m	25-4½ (-0.6)	5/14/14	0.95	0.00	0.95
▶ HT	37	Roderick DASH	SR	62.91m	206-4	5/14/14	0.35	0.00	0.35

Team Total 1.30

152



Idaho

Western Athletic Conference

▼ 3

Event	Scrd As	Athlete	Yr	Scored Mark	Date	Pl. Pts.	Bonus	TOTAL
-------	---------	---------	----	-------------	------	----------	-------	-------

Scored bests come from CURRENT season

▶ 400	47	Ben AYESU-ATTAH	JR	46.73cA	46.62	5/14/14	0.075	0.00	0.08
▶ PV	24	Matt SULLIVAN	JR	5.37m	17-7¾	5/14/14	1	0.00	1.00

Team Total 1.08

"Scrd As", short for "Scored As", Standing used for place points portion of performance's score combining preseason data (when applied) to current season data

Numbers in BLACK are both the performance's actual NCAA rank AND "scored as" rank Numbers in RED indicate actual NCAA rank does not exist or is worse than "scored as" rank Numbers in BLUE indicate actual NCAA rank is better than "scored as" rank

USTFCCCA Non-Member

Non-Member Schools Will NOT be ranked, beginning Week 2



# USTFCCCA NCAA Division I National Team Computer Rankings

as of 5/23/2014 10:43:21 AM

## 2014 Outdoor Track & Field, Week #8

Only those who score >0.01 pts are shown  
D denotes multiple-event rule in affect

### MEN

153



Iona

Metro Atlantic Athletic Conference

▲ 6

Event	Scrd As	Athlete	Yr	Scored Mark	Date	Pl. Pts.	Bonus	TOTAL
Scored bests come from CURRENT season								
1500	46	Christopher STOGSDILL	SR	3:44.23	5/9/14	0.1	0.00	0.10
5000	44	Daniel CLORLEY	SR	13:57.60	5/4/14	0.15	0.00	0.15
10k	30	Matthew GILLESPIE	SR	29:08.71	4/17/14	0.7	0.00	0.70
10k	45	Kieran CLEMENTS	SO	29:17.22	4/17/14	0.125	0.00	0.13
Team Total								1.07

154



George Mason

Atlantic 10 Conference

▲ 3

Event	Scrd As	Athlete	Yr	Scored Mark	Date	Pl. Pts.	Bonus	TOTAL
Scored bests come from CURRENT season								
110H	48	Anthony WILLIAMS	JR	13.98w (2.4)	5/3/14	0.05	0.00	0.05
4x400	29	Coburn, Vaughn, Johnson, Empty		3:07.91	5/16/14	0.75	0.24	0.99
Team Total								1.04

155



McNeese State

Southland Conference

▲ 1

Event	Scrd As	Athlete	Yr	Scored Mark	Date	Pl. Pts.	Bonus	TOTAL
Scored bests come from CURRENT season								
JAV	24	Stephen ECCLES	JR	69.41m 227-8	3/21/14	1	0.00	1.00
Team Total								1.00

156



Belmont

Ohio Valley Conference

▲ 10

Event	Scrd As	Athlete	Yr	Scored Mark	Date	Pl. Pts.	Bonus	TOTAL
Scored bests come from CURRENT season								
1500	30	Marcus BRIDGER-WILKINSON	JR	3:43.13	5/16/14	0.7	0.22	0.92
Team Total								0.92

157



Drake

Missouri Valley Conference

▼ 7

Event	Scrd As	Athlete	Yr	Scored Mark	Date	Pl. Pts.	Bonus	TOTAL
Scored bests come from CURRENT season								
Steeple	26	Robert MCCANN	SO	8:50.79	5/16/14	0.9	0.00	0.90
Team Total								0.90

157



Fordham

Atlantic 10 Conference

▲ 3

Event	Scrd As	Athlete	Yr	Scored Mark	Date	Pl. Pts.	Bonus	TOTAL
Scored bests come from CURRENT season								
HJ	26	David FAJOYOMI	SR	2.16m 7-1	4/24/14	0.9	0.00	0.90
Team Total								0.90

159



Central Connecticut State

Northeast Conference

▼ 6

Event	Scrd As	Athlete	Yr	Scored Mark	Date	Pl. Pts.	Bonus	TOTAL
Scored bests come from CURRENT season								
Steeple	27	Brian BIEKERT	JR	8:50.84	4/16/14	0.85	0.00	0.85
Team Total								0.85

160



Bucknell

Patriot League

▲ 7

Event	Scrd As	Athlete	Yr	Scored Mark	Date	Pl. Pts.	Bonus	TOTAL
Scored bests come from CURRENT season								
110H	38	Christian LUPICA	JR	13.93w (2.1)	5/2/14	0.3	0.00	0.30
JAV	36	George TREES	JR	68.07m 223-4	5/2/14	0.4	0.00	0.40
Team Total								0.70

161



Loyola-Chicago

Missouri Valley Conference

▲ 9

Event	Scrd As	Athlete	Yr	Scored Mark	Date	Pl. Pts.	Bonus	TOTAL
Scored bests come from CURRENT season								
400	41	Kevin GLASTETTER	JR	46.62	4/17/14	0.225	0.00	0.22
4x400	42	Wetzel, Abbott, Hayes, Glastetter		3:08.89	5/16/14	0.2	0.07	0.27
LJ	42	Antwon JAMES	SO	7.62m 25-0 (1.0)	4/4/14	0.2	0.00	0.20
Team Total								0.69

"Scrd As", short for "Scored As", Standing used for place points portion of performance's score combining preseason data (when applied) to current season data

Numbers in BLACK are both the performance's actual NCAA rank AND "scored as" rank Numbers in RED indicate actual NCAA rank does not exist or is worse than "scored as" rank Numbers in BLUE indicate actual NCAA rank is better than "scored as" rank

USTFCCCA Non-Member

Non-Member Schools Will NOT be ranked, beginning Week 2



## 2014 Outdoor Track &amp; Field, Week #8

Only those who score >0.01 pts are shown  
D denotes multiple-event rule in affect

## MEN

162



Wake Forest

▲ 6

Atlantic Coast Conference

Event	Scrd As	Athlete	Yr	Scored Mark	Date	Pl. Pts.	Bonus	TOTAL
Scored bests come from CURRENT season								
800	36	Thomas BOJANOWSKI	SR	1:49.13	5/9/14	0.4	0.00	0.40
1500	43	Kyle GRAVES	JR	3:43.92	5/9/14	0.175	0.00	0.17
5000	47	Alexander ROSE	SR	13:59.07	4/4/14	0.075	0.00	0.08
Team Total								0.65

163



Temple

▼ 5

American Athletic Conference

Event	Scrd As	Athlete	Yr	Scored Mark	Date	Pl. Pts.	Bonus	TOTAL
Scored bests come from CURRENT season								
Steeple	31	Matthew KACYON	JR	8:51.83	5/16/14	0.65	0.00	0.65
Team Total								0.65

164



Montana

▲ 10

Big Sky Conference

Event	Scrd As	Athlete	Yr	Scored Mark	Date	Pl. Pts.	Bonus	TOTAL
Scored bests come from CURRENT season								
400H	49	Drew OWENS	JR	51.49cA 51.28	5/14/14	0.025	0.00	0.03
HJ	36	Lee HARDT	JR	2.14m 7-¼	5/2/14	0.4	0.00	0.40
PV	42	Keith WEBBER	SR	5.25m 17-2¼	4/26/14	0.2	0.00	0.20
Team Total								0.63

165



Charleston Southern

▲ 4

Big South Conference

Event	Scrd As	Athlete	Yr	Scored Mark	Date	Pl. Pts.	Bonus	TOTAL
Scored bests come from CURRENT season								
400	39	Jarad JETER	SO	46.54	4/3/14	0.275	0.00	0.28
LJ	37	Braxton DRUMMOND	JR	7.65mw 25-1¼ (3.0)	4/17/14	0.35	0.00	0.35
Team Total								0.63

166



South Carolina State

▼ 3

Mid-Eastern Athletic Conference

Event	Scrd As	Athlete	Yr	Scored Mark	Date	Pl. Pts.	Bonus	TOTAL
Scored bests come from CURRENT season								
400H	32	Barry BETHEA	SR	51.16	5/1/14	0.6	0.00	0.60
Team Total								0.60

167



High Point

▲ 5

Big South Conference

Event	Scrd As	Athlete	Yr	Scored Mark	Date	Pl. Pts.	Bonus	TOTAL
Scored bests come from CURRENT season								
100	48	Evan EMERY	SR	10.38 (0.8)	5/9/14	0.05	0.00	0.05
JAV	34	Christian SPAULDING	JR	68.19m 223-8	3/14/14	0.5	0.00	0.50
Team Total								0.55

168



Yale

▼ 4

Ivy League

Event	Scrd As	Athlete	Yr	Scored Mark	Date	Pl. Pts.	Bonus	TOTAL
Scored bests come from CURRENT season								
1500	49	James SHIRVELL	SR	3:44.31	4/24/14	0.025	0.00	0.03
10k	34	Kevin DOONEY	SO	29:10.13	4/4/14	0.5	0.00	0.50
Team Total								0.53

169



Bradley

▼ 4

Missouri Valley Conference

Event	Scrd As	Athlete	Yr	Scored Mark	Date	Pl. Pts.	Bonus	TOTAL
Scored bests come from CURRENT season								
Steeple	35	Chase COFFEY	JR	8:53.13	4/17/14	0.45	0.00	0.45
Team Total								0.45

170



UC Davis

▲ 1

Big West Conference

Event	Scrd As	Athlete	Yr	Scored Mark	Date	Pl. Pts.	Bonus	TOTAL
Scored bests come from CURRENT season								
100	43	Marcus JOHNSON	JR	10.36w (2.4)	5/16/14	0.175	0.00	0.17
4x100	42	Johnson, Sena, Boyadjiev, Okoroike		40.27	5/2/14	0.2	0.00	0.20
Team Total								0.37

"Scrd As", short for "Scored As", Standing used for place points portion of performance's score combining preseason data (when applied) to current season data

Numbers in BLACK are both the performance's actual NCAA rank AND "scored as" rank Numbers in RED indicate actual NCAA rank does not exist or is worse than "scored as" rank Numbers in BLUE indicate actual NCAA rank is better than "scored as" rank

USTFCCCA Non-Member

Non-Member Schools Will NOT be ranked, beginning Week 2





## 2014 Outdoor Track &amp; Field, Week #8

Only those who score >0.01 pts are shown  
D denotes multiple-event rule in affect

## MEN

171



Grambling State

▲ 11

Southwestern Athletic Conference

Event	Scrd As	Athlete	Yr	Scored Mark	Date	Pl. Pts.	Bonus	TOTAL
-------	---------	---------	----	-------------	------	----------	-------	-------

Scored bests come from CURRENT season

▶ 100	37	Kameron COWAN	JR	10.33	(0.1)	4/4/14	0.35	0.00	0.35
▶ 200	49	Jamael MCTEAR	JR	20.92w	(2.4)	4/25/14	0.025	0.00	0.03

Team Total 0.37

172



Prairie View A&amp;M

▲ 3

Southwestern Athletic Conference

Event	Scrd As	Athlete	Yr	Scored Mark	Date	Pl. Pts.	Bonus	TOTAL
-------	---------	---------	----	-------------	------	----------	-------	-------

Scored bests come from CURRENT season

▶ TJ	37	Preston WOODARD	SR	15.51m	50-10% (2.0)	3/26/14	0.35	0.00	0.35
------	----	-----------------	----	--------	--------------	---------	------	------	------

Team Total 0.35

173



ETSU

▲ 3

Atlantic Sun Conference

Event	Scrd As	Athlete	Yr	Scored Mark	Date	Pl. Pts.	Bonus	TOTAL
-------	---------	---------	----	-------------	------	----------	-------	-------

Scored bests come from CURRENT season

▶ LJ	39	Tyler STEPP	SR	7.64m	25-¾ (1.9)	5/16/14	0.275	0.00	0.28
------	----	-------------	----	-------	------------	---------	-------	------	------

Team Total 0.28

173



Seattle

▲ 6

Western Athletic Conference

Event	Scrd As	Athlete	Yr	Scored Mark	Date	Pl. Pts.	Bonus	TOTAL
-------	---------	---------	----	-------------	------	----------	-------	-------

Scored bests come from CURRENT season

▶ JAV	39	Dylan BURNETT	SR	67.53m	221-6	5/14/14	0.275	0.00	0.28
-------	----	---------------	----	--------	-------	---------	-------	------	------

Team Total 0.28

173



Western Carolina

▲ 4

Southern Conference

Event	Scrd As	Athlete	Yr	Scored Mark	Date	Pl. Pts.	Bonus	TOTAL
-------	---------	---------	----	-------------	------	----------	-------	-------

Scored bests come from CURRENT season

▶ TJ	39	David JOHNSON	SO	15.48m	50-9% (0.0)	5/16/14	0.275	0.00	0.28
------	----	---------------	----	--------	-------------	---------	-------	------	------

Team Total 0.28

176



Wichita State

▼ 30

Missouri Valley Conference

Event	Scrd As	Athlete	Yr	Scored Mark	Date	Pl. Pts.	Bonus	TOTAL
-------	---------	---------	----	-------------	------	----------	-------	-------

Scored bests come from CURRENT season

▶ HJ	48	Garret LYNCH	SO	2.13m	6-11¼	4/9/14	0.05	0.00	0.05
▶ HT	41	Weston COTTRELL	SO	62.65m	205-6	5/16/14	0.225	0.00	0.22

Team Total 0.27

177



Northeastern

▲ 11

Colonial Athletic Association

Event	Scrd As	Athlete	Yr	Scored Mark	Date	Pl. Pts.	Bonus	TOTAL
-------	---------	---------	----	-------------	------	----------	-------	-------

Scored bests come from CURRENT season

▶ HT	40	Max MILDER	SR	62.69m	205-8	5/8/14	0.25	0.00	0.25
------	----	------------	----	--------	-------	--------	------	------	------

Team Total 0.25

177



Rhode Island

▼ 4

Atlantic 10 Conference

Event	Scrd As	Athlete	Yr	Scored Mark	Date	Pl. Pts.	Bonus	TOTAL
-------	---------	---------	----	-------------	------	----------	-------	-------

Scored bests come from CURRENT season

▶ JAV	40	Nick DANNER	FR	67.52m	221-6	5/3/14	0.25	0.00	0.25
-------	----	-------------	----	--------	-------	--------	------	------	------

Team Total 0.25

179



Saint Joseph's

▲ 1

Atlantic 10 Conference

Event	Scrd As	Athlete	Yr	Scored Mark	Date	Pl. Pts.	Bonus	TOTAL
-------	---------	---------	----	-------------	------	----------	-------	-------

Scored bests come from CURRENT season

▶ 1500	41	Aaron LESKOW	JR	3:43.89		5/12/14	0.225	0.00	0.22
--------	----	--------------	----	---------	--	---------	-------	------	------

Team Total 0.22

180



Savannah State

▲ 3

Mid-Eastern Athletic Conference

Event	Scrd As	Athlete	Yr	Scored Mark	Date	Pl. Pts.	Bonus	TOTAL
-------	---------	---------	----	-------------	------	----------	-------	-------

Scored bests come from CURRENT season

▶ 110H	43	Cameron HALL	JR	13.96	(-3.3)	5/1/14	0.175	0.00	0.17
--------	----	--------------	----	-------	--------	--------	-------	------	------

Team Total 0.17

"Scrd As", short for "Scored As", Standing used for place points portion of performance's score combining preseason data (when applied) to current season data

Numbers in BLACK are both the performance's actual NCAA rank AND "scored as" rank Numbers in RED indicate actual NCAA rank does not exist or is worse than "scored as" rank Numbers in BLUE indicate actual NCAA rank is better than "scored as" rank

USTFCCCA Non-Member

Non-Member Schools Will NOT be ranked, beginning Week 2



# USTFCCCA NCAA Division I National Team Computer Rankings

as of 5/23/2014 10:43:22 AM

## 2014 Outdoor Track & Field, Week #8

Only those who score >0.01 pts are shown  
D denotes multiple-event rule in affect

### MEN

# 181



## Detroit

### Horizon League

# unch

Event	Scrd As	Athlete	Yr	Scored Mark	Date	Pl. Pts.	Bonus	TOTAL
Scored bests come from CURRENT season								
▶ HT	44	Eric LEWIS	SR	62.38m	204-8	4/12/14	0.15	0.00 0.15
Team Total								0.15

# 182



## Boston University

### Patriot League

# ▼ 4

Event	Scrd As	Athlete	Yr	Scored Mark	Date	Pl. Pts.	Bonus	TOTAL
Scored bests come from CURRENT season								
▶ Steeple	45	Alec OLSON	SO	8:54.70		5/16/14	0.125	0.00 0.13
Team Total								0.13

# 183



## Citadel

### Southern Conference

# ▲ 5

Event	Scrd As	Athlete	Yr	Scored Mark	Date	Pl. Pts.	Bonus	TOTAL
Scored bests come from CURRENT season								
▶ JAV	46	Clay ALLEN	JR	66.60m	218-6	3/20/14	0.1	0.00 0.10
Team Total								0.10

# 184



## Oral Roberts

### Southland Conference

# ▲ 2

Event	Scrd As	Athlete	Yr	Scored Mark	Date	Pl. Pts.	Bonus	TOTAL
Scored bests come from CURRENT season								
▶ PV	47	Justin ESTALA	FR	5.21m	17-1	4/16/14	0.075	0.00 0.08
Team Total								0.08

# 185




## Lehigh

### Patriot League

# ▲ 3

Event	Scrd As	Athlete	Yr	Scored Mark	Date	Pl. Pts.	Bonus	TOTAL
Scored bests come from CURRENT season								
▶ HJ	48	Adeolu ADESIDA	JR	2.13m	6-11½	4/11/14	0.05	0.00 0.05
Team Total								0.05

# 186



## Providence

### BIG EAST Conference

# ▼ 2

Event	Scrd As	Athlete	Yr	Scored Mark	Date	Pl. Pts.	Bonus	TOTAL
Scored bests come from CURRENT season								
▶ 10k	49	Benjamin CONNOR	JR	29:18.62		4/4/14	0.025	0.00 0.03
Team Total								0.03

"Scrd As", short for "Scored As", Standing used for place points portion of performance's score combining preseason data (when applied) to current season data

Numbers in BLACK are both the performance's actual NCAA rank AND "scored as" rank Numbers in RED indicate actual NCAA rank does not exist or is worse than "scored as" rank Numbers in BLUE indicate actual NCAA rank is better than "scored as" rank

USTFCCCA Non-Member

Non-Member Schools Will NOT be ranked, beginning Week 2



# USTFCCCA NCAA Division I National Team Computer Rankings


as of 5/23/2014 10:43:22 AM

## 2014 Outdoor Track & Field, Week #8

Only those who score >0.01 pts are shown  
D denotes multiple-event rule in affect

### WOMEN

# 1



## Texas

### Big 12 Conference

## unch

Event	Scrd As	Athlete	Yr	Scored Mark	Date	Pl. Pts.	Bonus	TOTAL
Scored bests come from CURRENT season								
▶ 100	2	Morolake AKINOSUN	SO	10.99wcA 10.96 (3.8)	5/16/14	28	5.30	33.30
▶ 100	46	Christy UDOH	SR	11.49w (4.0)	5/3/14	0.1	0.00	0.10
▶ 200	5	Morolake AKINOSUN	SO	22.80w (3.1)	5/3/14	22	2.22	24.22
▶ 200	22	Christy UDOH	SR	23.24w (4.0)	5/3/14	2	0.00	2.00
▶ 400	1	Courtney OKOLO	SO	50.14cA 50.03	5/16/14	30	7.84	37.84
▶ 400	2	Kendall BAISDEN	FR	50.57cA 50.46	5/16/14	28	6.13	34.13
▶ 400	3	Briana NELSON	SR	51.33cA 51.22	5/16/14	26	3.16	29.16
▶ 400	4	Ashley SPENCER	JR	51.41	5/3/14	24	2.86	26.86
▶ 800	40	Katie HOALDRIDGE	SR	2:06.59	5/3/14	0.25	0.00	0.25
▶ 5000	2	Marielle HALL	SR	15:19.26	4/4/14	28	5.77	33.77
▶ 10k	20	Olivia MICKLE	SR	33:40.14	4/4/14	3	0.00	3.00
▶ 100H	6	Morgan SNOW	JR	12.86wcA 12.82 (2.6)	5/16/14	20	1.88	21.88
▶ 400H	7	Danielle DOWIE	SR	56.73cA 56.62	5/16/14	18	1.15	19.15
▶ 400H	40	Melissa GONZALEZ	SO	58.50cA 58.39	5/16/14	0.25	0.00	0.25
▶ 4x100	6	Snow, Okolo, Akinosun, Spencer		43.62	4/19/14	20	1.87	21.87
▶ 4x400	1	Nelson, Okolo, Baisden, Spencer		3:25.05	4/24/14	30	4.06	34.06
▶ HJ	5	Shanay BRISCOE	SR	1.85m 6- $\frac{3}{4}$	5/16/14	22	1.56	23.56
▶ PV	1	Kaitlin PETRILLOSE	JR	4.50m 14-9	3/26/14	30	6.17	36.17
Team Total							381.57	

# 2



## Florida

### Southeastern Conference

## unch

Event	Scrd As	Athlete	Yr	Scored Mark	Date	Pl. Pts.	Bonus	TOTAL
Scored bests come from CURRENT season								
▶ 100	9	Shayla SANDERS	SO	11.20 (1.9)	3/26/14	14	1.04	15.04
▶ 200	4	Kyra JEFFERSON	SO	22.78 (-0.6)	4/3/14	24	2.44	26.44
▶ 400	5	Robin REYNOLDS	SO	51.57	4/3/14	22	2.24	24.24
▶ 400	12	Ebony EUTSEY	SR	52.33	4/3/14	9	0.29	9.29
▶ 400	15	Destinee GAUSE	SO	52.41	5/15/14	6	0.14	6.14
▶ 1500	2	Cory MCGEE	SR	4:12.50	5/4/14	28	4.42	32.42
▶ 1500	3	Agata STRAUSA	SR	4:12.54	5/4/14	26	4.37	30.37
▶ 1500	15	Rebekah GREENE	FR	4:17.36	5/4/14	6	0.44	6.44
▶ 5000	20	Agata STRAUSA	SR	15:58.15	5/15/14	3	0.00	3.00
▶ 100H	5	Bridgette OWENS	JR	12.84 (2.0)	5/15/14	22	2.12	24.12
▶ 4x100	4	Reynolds, Sanders, Gause, Eutsey		43.29	5/15/14	24	2.61	26.61
▶ 4x400	2	Reynolds, Whittaker, Gause, Eutsey		3:27.38	4/3/14	28	2.96	30.96
▶ HJ	13	Taylor BURKE	JR	1.82m 5-11 $\frac{1}{2}$	4/3/14	8	0.00	8.00
▶ TJ	1	Ciarra BREWER	JR	13.91m 45-7 $\frac{3}{4}$ (-0.7)	5/15/14	30	7.48	37.48
▶ JAV	3	Fawn MILLER	JR	57.10m 187-4	5/15/14	26	4.85	30.85
▶ JAV	5	Marija VUCENOVIC	SO	56.73m 186-1	3/26/14	22	3.61	25.61
▶ HEPT	9	Brittany HARRELL	JR	5,620	3/26/14	14	0.80	14.80
Team Total							351.81	

"Scrd As", short for "Scored As", Standing used for place points portion of performance's score combining preseason data (when applied) to current season data

Numbers in BLACK are both the performance's actual NCAA rank AND "scored as" rank Numbers in RED indicate actual NCAA rank does not exist or is worse than "scored as" rank Numbers in BLUE indicate actual NCAA rank is better than "scored as" rank

USTFCCCA Non-Member

Non-Member Schools Will NOT be ranked, beginning Week 2



# USTFCCCA NCAA Division I National Team Computer Rankings

as of 5/23/2014 10:43:23 AM

## 2014 Outdoor Track & Field, Week #8

Only those who score >0.01 pts are shown  
D denotes multiple-event rule in affect

### WOMEN

3



Oregon

Pac-12 Conference

unch

Event	Scrd As	Athlete	Yr	Scored Mark	Date	Pl. Pts.	Bonus	TOTAL
Scored bests come from CURRENT season								
▶ 100	3	Jenna PRANDINI	SO	11.11 (0.8)	4/17/14	26	2.85	28.85
▶ 100	15	Jasmine TODD	FR	11.25 (0.0)	4/17/14	6	0.32	6.32
▶ 100	38	Marybeth SANT	FR	11.46 (0.6)	5/17/14	0.3	0.00	0.30
▶ 200	2	Jenna PRANDINI	SO	22.60 (-1.6)	5/17/14	28	4.47	32.47
▶ 400	5	Phyllis FRANCIS	SR	51.57	4/17/14	22	2.24	24.24
▶ 400	10	Chizoba OKODOGBE	SR	52.20	5/17/14	12	0.53	12.53
▶ 400	27	Christian BRENNAN	FR	52.81	4/17/14	0.85	0.00	0.85
▶ 800	1	Laura ROESLER	SR	2:00.54	4/17/14	30	6.29	36.29
▶ 800	3	Samantha MURPHY	SR	2:02.61	4/17/14	26	3.07	29.07
▶ 800	9	Annie LEBLANC	SO	2:04.28	4/17/14	14	0.88	14.88
▶ 1500	18	Sarah PENNEY	SR	4:17.85	5/4/14	4	0.18	4.18
▶ Steeple	8	Megan PATRIGNELLI	SR	10:03.82	5/4/14	16	0.93	16.93
▶ 100H	15	Sasha WALLACE	FR	13.06w (2.7)	4/17/14	6	0.00	6.00
▶ 4x100	5	Sant, Francis, Prandini, Todd		43.31	4/17/14	22	2.57	24.57
▶ 4x400	6	Francis, Okodogbe, Roesler, Francis		3:29.82	4/24/14	20	1.83	21.83
▶ HJ	7	Lauren CROCKETT	JR	1.84m 6-½	3/22/14	18	1.01	19.01
▶ HJ	30	Chancey SUMMERS	JR	1.79m 5-10½	3/27/14	0.7	0.00	0.70
▶ PV	27	Sammie CLARK	SR	4.15m 13-7¼	3/27/14	0.85	0.00	0.85
▶ LJ	8	Jenna PRANDINI	SO	6.38m 20-11¼ (0.6)	5/17/14	16	1.05	17.05
▶ LJ	31	Jasmine TODD	FR	6.23mw 20-5¼ (2.9)	4/5/14	0.65	0.00	0.65
▶ SP	12	Brittany MANN	FR	16.89m 55-5	5/17/14	9	0.00	9.00
▶ DISC	22	Laura BOBEK	SR	54.41m 178-6	5/17/14	2	0.00	2.00
▶ HT	3	Jillian WEIR	JR	67.43m 221-2	5/17/14	26	4.31	30.31
▶ JAV	20	Rachel SHERRELL	SR	50.69m 166-3	3/27/14	3	0.00	3.00
▶ JAV	28	Haley CROUSER	FR	50.12m 164-5	4/5/14	0.8	0.00	0.80
▶ JAV	36	Liz BRENNER	SO	49.02m 160-10	5/17/14	0.4	0.00	0.40
Team Total							343.09	

4



Texas A&M

Southeastern Conference

unch

Event	Scrd As	Athlete	Yr	Scored Mark	Date	Pl. Pts.	Bonus	TOTAL
Scored bests come from CURRENT season								
▶ 100	3	Olivia EKPONÉ	JR	11.11 (1.3)	5/15/14	26	2.85	28.85
▶ 100	9	Aaliyah BROWN	FR	11.20w (2.7)	3/26/14	14	1.04	15.04
▶ 100	18	Jennifer MADU	SO	11.33 (0.8)	4/19/14	4	0.00	4.00
▶ 100	33	Ashton PURVIS	JR	11.44w (2.7)	3/26/14	0.55	0.00	0.55
▶ 100	41	Ashley COLLIER	SR	11.47w (2.7)	3/26/14	0.225	0.00	0.22
▶ 200	1	Olivia EKPONÉ	JR	22.23 (-0.8)	5/15/14	30	8.76	38.76
▶ 200	7	Kamaria BROWN	JR	22.83w (2.1)	4/19/14	18	1.88	19.88
▶ 200	9	Ashton PURVIS	JR	22.95 (0.1)	4/11/14	14	0.78	14.78
▶ 200	17	Aaliyah BROWN	FR	23.12 (-0.8)	5/15/14	4.5	0.00	4.50
▶ 400	39	Ibukun MAYUNGBE	SR	53.25	5/15/14	0.275	0.00	0.28
▶ 10k	32	Hillary MONTGOMERY	JR	34:01.54	4/4/14	0.6	0.00	0.60
▶ 400H	2	Janeil BELLILLE	SR	55.67	5/15/14	28	4.62	32.62
▶ 400H	4	Shamier LITTLE	FR	56.01	5/15/14	24	3.32	27.32
▶ 4x100	1	Madu, Purvis, Brown, Ekpone		43.11	4/24/14	30	3.02	33.02
▶ 4x400	3	Bellille, Mayungbe, Brown, Ekpone		3:28.59	5/15/14	26	2.39	28.39
▶ PV	27	Brittany WOOTEN	SO	4.15m 13-7¼	3/26/14	0.85	0.00	0.85
▶ LJ	20	LaQue MOEN-DAVIS	SO	6.28m 20-7¼ (-0.7)	5/3/14	3	0.00	3.00
▶ TJ	3	LaQue MOEN-DAVIS	SO	13.58m 44-6¼ (-1.5)	5/15/14	26	3.66	29.66
▶ TJ	41	Melissa MAYS	SR	12.81m 42-½ (1.6)	4/4/14	0.225	0.00	0.22
▶ DISC	1	Shelbi VAUGHAN	SO	63.60m 208-8	5/15/14	30	13.21	43.21
▶ HEPT	19	Jena HEMANN	JR	5,471	5/15/14	3.5	0.00	3.50
Team Total							329.26	

"Scrd As", short for "Scored As", Standing used for place points portion of performance's score combining preseason data (when applied) to current season data

Numbers in BLACK are both the performance's actual NCAA rank AND "scored as" rank Numbers in RED indicate actual NCAA rank does not exist or is worse than "scored as" rank Numbers in BLUE indicate actual NCAA rank is better than "scored as" rank

USTFCCCA Non-Member

Non-Member Schools Will NOT be ranked, beginning Week 2



# USTFCCCA NCAA Division I National Team Computer Rankings

as of 5/23/2014 10:43:23 AM

## 2014 Outdoor Track & Field, Week #8

Only those who score >0.01 pts are shown  
D denotes multiple-event rule in affect

### WOMEN

5



Kentucky

Southeastern Conference

unch

Event	Scrd As	Athlete	Yr	Scored Mark	Date	Pl. Pts.	Bonus	TOTAL
Scored bests come from CURRENT season								
▶ 100	1	Dezerea BRYANT	JR	10.96w (4.0)	5/3/14	30	5.92	35.92
▶ 100	6	Keilah TYSON	JR	11.14w (4.0)	5/3/14	20	2.24	22.24
▶ 100	35	Dominique BOOKER	JR	11.45w (3.1)	5/3/14	0.45	0.00	0.45
▶ 200	3	Dezerea BRYANT	JR	22.68 (-0.8)	5/15/14	26	3.57	29.57
▶ 200	31	Keilah TYSON	JR	23.37 (-2.8)	4/3/14	0.65	0.00	0.65
▶ 200	41	Dominique BOOKER	JR	23.48w (2.9)	5/3/14	0.225	0.00	0.22
▶ 1500	5	Allison PEARE	SR	4:15.14	5/15/14	22	1.61	23.61
▶ 5000	34	Cally MACUMBER	SR	16:07.21	4/24/14	0.5	0.00	0.50
▶ 100H	3	Kendra HARRISON	JR	12.68w (2.1)	3/26/14	26	5.59	31.59
▶ 100H	12	Kayla PARKER	SR	13.02 (2.0)	5/15/14	9	0.00	9.00
▶ 100H	26	Leah NUGENT	JR	13.27w (3.5)	4/3/14	0.9	0.00	0.90
▶ 400H	1	Kendra HARRISON	JR	54.76	5/15/14	30	8.18	38.18
▶ 400H	9	Leah NUGENT	JR	56.97	5/15/14	14	0.70	14.70
▶ 4x100	3	Booker, Bryant, Parker, Tyson		43.25	5/15/14	26	2.70	28.70
▶ 4x400	7	Harrison, Bryant, Saunders, Whaley		3:31.19	4/3/14	18	1.28	19.28
▶ PV	49	Michelle CANTERNA	JR	4.05m 13-3¼	4/26/14	0.025	0.00	0.03
▶ LJ	8	Sha'Keela SAUNDERS	FR	6.38m 20-11¼ (1.7)	5/3/14	16	1.05	17.05
▶ DISC	25	Beckie FAMUREWA	SO	54.04m 177-3	4/25/14	0.95	0.00	0.95
▶ DISC	33	Madison JACOBS	FR	53.52m 175-7	5/15/14	0.55	0.00	0.55
▶ HT	47	Beckie FAMUREWA	SO	59.06m 193-9	5/15/14	0.075	0.00	0.08
Team Total							274.18	

6



LSU

Southeastern Conference

unch

Event	Scrd As	Athlete	Yr	Scored Mark	Date	Pl. Pts.	Bonus	TOTAL
Scored bests come from CURRENT season								
▶ 100	20	Jada MARTIN	FR	11.35 (1.5)	4/5/14	3	0.00	3.00
▶ 200	10	Jada MARTIN	FR	22.96w (2.4)	4/12/14	12	0.72	12.72
▶ 200	36	Kiersten DUNCAN	SO	23.40w (2.4)	4/12/14	0.4	0.00	0.40
▶ 200	48	Toshika SYLVESTER	SR	23.57 (1.6)	5/3/14	0.05	0.00	0.05
▶ 100H	4	Jasmin STOWERS	SR	12.81 (1.9)	4/19/14	24	2.48	26.48
▶ 100H	33	Chanice CHASE	SO	13.37 (2.0)	5/15/14	0.55	0.00	0.55
▶ 100H	37	Mariah GEORGETOWN	JR	13.39 (1.1)	3/26/14	0.35	0.00	0.35
▶ 400H	5	Nikita TRACEY	SR	56.23	5/15/14	22	2.49	24.49
▶ 400H	6	Chanice CHASE	SO	56.27	5/15/14	20	2.34	22.34
▶ 4x100	7	Stowers, Duncan, Martin, Harvey		43.72	4/19/14	18	1.67	19.67
▶ 4x400	26	Jones, Tracey, Duncan, Chase		3:35.59	4/24/14	0.9	0.30	1.20
▶ LJ	1	Keri EMANUEL	SR	6.56m 21-6¼ (1.0)	3/26/14	30	6.04	36.04
▶ TJ	8	Lynnika PITTS	SR	13.22m 43-4¼ (1.0)	5/15/14	16	0.78	16.78
▶ TJ	29	Keri EMANUEL	SR	12.97m 42-6¼ (1.3)	5/15/14	0.75	0.00	0.75
▶ SP	7	Tori BLISS	JR	17.30m 56-9¼	5/3/14	18	1.55	19.55
▶ HT	4	Denise HINTON	SR	66.46m 218-0	5/3/14	24	2.48	26.48
▶ HT	44	Karen HENNING	SR	59.21m 194-3	5/3/14	0.15	0.00	0.15
▶ JAV	19	Rebekah WALES	FR	50.87m 166-10	3/22/14	3.5	0.00	3.50
▶ JAV	42	Mayme COOK	SO	48.36m 158-8	4/19/14	0.2	0.00	0.20
Team Total							214.71	

"Scrd As", short for "Scored As", Standing used for place points portion of performance's score combining preseason data (when applied) to current season data

Numbers in BLACK are both the performance's actual NCAA rank AND "scored as" rank Numbers in RED indicate actual NCAA rank does not exist or is worse than "scored as" rank Numbers in BLUE indicate actual NCAA rank is better than "scored as" rank

USTFCCCA Non-Member

Non-Member Schools Will NOT be ranked, beginning Week 2



## 2014 Outdoor Track &amp; Field, Week #8

Only those who score >0.01 pts are shown  
D denotes multiple-event rule in affect

## WOMEN

7



Georgia

Southeastern Conference

unch

Event	Scrd As	Athlete	Yr	Scored Mark	Date	Pl. Pts.	Bonus	TOTAL
Scored bests come from CURRENT season								
▶ 800	6	Megan MALASARTE	SR	2:03.30	4/17/14	20	2.03	22.03
▶ 1500	8	Carly HAMILTON	JR	4:15.62	4/17/14	16	1.36	17.36
▶ HJ	1	Leontia KALLENNOU	SO	1.92m	6-3½	30	8.04	38.04
▶ HJ	10	Kendell WILLIAMS	FR	1.83m	6-0	12	0.46	12.46
▶ LJ	2	Chanice PORTER	SO	6.53m	21-5¼ (1.0)	28	5.06	33.06
▶ HT	11	Elizabeth TEPE	SR	64.18m	210-6	10	0.00	10.00
▶ HT	49	Asianna COVINGTON	FR	58.90m	193-3	0.025	0.00	0.03
▶ JAV	8	Freya JONES	SO	55.36m	181-7	16	0.94	16.94
▶ HEPT	1	Kendell WILLIAMS	FR	6,018	4/10/14	30	12.49	42.49
▶ HEPT	6	Quintunya CHAPMAN	JR	5,659	4/10/14	20	1.41	21.41
Team Total								213.82

8



Arkansas

Southeastern Conference

unch

Event	Scrd As	Athlete	Yr	Scored Mark		Date	Pl. Pts.	Bonus	TOTAL
Scored bests come from CURRENT season									
▶ 100	16	Regine WILLIAMS	FR	11.29w	(2.2)	4/11/14	5	0.00	5.00
▶ 200	39	Regine WILLIAMS	FR	23.45	(1.0)	4/18/14	0.275	0.00	0.28
▶ 400	16	Chrishuna WILLIAMS	SR	52.43		5/15/14	5	0.10	5.10
▶ 400	20	Taylor ELLIS-WATSON	FR	52.56		5/15/14	3	0.00	3.00
▶ 1500	1	Stephanie BROWN	SR	4:11.40		4/17/14	30	5.61	35.61
▶ 1500	24	Paige JOHNSTON	SR	4:18.73		5/15/14	1	0.00	1.00
▶ Steeple	5	Grace HEYMSFIELD	SR	9:53.65		5/4/14	22	2.52	24.52
▶ Steeple	16	Jessica KAMILOS	SO	10:08.73		5/15/14	5	0.18	5.18
▶ 5000	10	Dominique SCOTT	SO	15:42.42		4/17/14	12	0.60	12.60
▶ 5000	13	Diane ROBISON	JR	15:47.62		5/4/14	8	0.00	8.00
▶ 4x400	5	Harper, Ellis-Watson, Williams, Williams		3:29.58		5/15/14	22	1.94	23.94
▶ HJ	30	Kirsten HESSELTINE	SR	1.79m	5-10½	4/4/14	0.7	0.00	0.70
▶ PV	1	Sandi MORRIS	JR	4.50m	14-9	5/15/14	30	6.17	36.17
▶ PV	10	Danielle NOWELL	SR	4.28m	14-½	5/2/14	12	0.42	12.42
▶ PV	15	Ariel VOSKAMP	SO	4.25m	13-11¼	5/15/14	6	0.00	6.00
▶ PV	49	Megan ZIMLICH	SO	4.05m	13-3¾	4/11/14	0.025	0.00	0.03
▶ LJ	18	Tamara MYERS	JR	6.29m	20-7¾ (-0.7)	5/15/14	4	0.00	4.00
▶ TJ	24	Tamara MYERS	JR	13.02m	42-8¾ (-1.2)	5/2/14	1	0.00	1.00
▶ HEPT	17	Alex GOCHENOUR	SO	5,522		3/26/14	4.5	0.00	4.50
Team Total									189.04

9



Southern California

Pac-12 Conference

unch

Event	Scrd As	Athlete	Yr	Scored Mark		Date	Pl. Pts.	Bonus	TOTAL
Scored bests come from CURRENT season									
▶ 100	12	Jessica DAVIS	SR	11.23w	(2.2)	5/17/14	9	0.52	9.52
▶ 100	24	Alexis FAULKNOR	SO	11.38w	(2.8)	4/3/14	1	0.00	1.00
▶ 100	29	Tynia GAITHER	JR	11.41	(0.5)	4/3/14	0.75	0.00	0.75
▶ 100	41	Loudia LAARMAN	SR	11.47	(0.9)	4/17/14	0.225	0.00	0.22
▶ 200	5	Tynia GAITHER	JR	22.80w	(3.0)	4/17/14	22	2.22	24.22
▶ 200	8	Jessica DAVIS	SR	22.86w	(3.0)	4/17/14	16	1.55	17.55
▶ 400	14	Vanessa JONES	JR	52.39		5/17/14	7	0.18	7.18
▶ 400	35	Ashley LIVERPOOL	SR	53.21		5/17/14	0.45	0.00	0.45
▶ 400	45	CoCo NDIPAGBOR	JR	53.36		4/17/14	0.125	0.00	0.13
▶ 100H	11	Lauren BLACKBURN	SR	12.99w	(2.7)	4/17/14	10	0.35	10.35
▶ 100H	49	Melia COX	JR	13.46w	(2.7)	4/17/14	0.025	0.00	0.03
▶ 400H	10	Jaide STEPTER	SO	56.99		5/17/14	12	0.67	12.67
▶ 400H	44	Amalie IUEL	FR	58.70		5/4/14	0.15	0.00	0.15
▶ 4x100	2	Laarman, Davis, Faulknor, Gaither		43.21		5/17/14	28	2.80	30.80
▶ 4x400	4	Ndipagbor, Jones, Davis, Gaither		3:29.42		4/3/14	24	2.01	26.01
▶ LJ	38	Alexis FAULKNOR	SO	6.21m	20-4½ (1.8)	5/17/14	0.3	0.00	0.30
▶ TJ	25	Melia COX	JR	13.00m	42-8 (1.0)	5/17/14	0.95	0.00	0.95
▶ DISC	7	Alexandra COLLATZ	JR	57.15m	187-6	3/8/14	18	0.97	18.97
▶ DISC	19	Tera NOVY	SO	54.60m	179-1	5/17/14	3.5	0.00	3.50
▶ HT	17	Lauren CHAMBERS	SR	62.49m	205-0	5/17/14	4.5	0.00	4.50
Team Total									169.24

"Scrd As", short for "Scored As", Standing used for place points portion of performance's score combining preseason data (when applied) to current season data

Numbers in BLACK are both the performance's actual NCAA rank AND "scored as" rank Numbers in RED indicate actual NCAA rank does not exist or is worse than "scored as" rank Numbers in BLUE indicate actual NCAA rank is better than "scored as" rank

USTFCCCA Non-Member

Non-Member Schools Will NOT be ranked, beginning Week 2





# USTFCCCA NCAA Division I National Team Computer Rankings

as of 5/23/2014 10:43:23 AM

## 2014 Outdoor Track & Field, Week #8

Only those who score >0.01 pts are shown  
D denotes multiple-event rule in affect

### WOMEN

10



Stanford

Pac-12 Conference

▲ 1

Event	Scrd As	Athlete	Yr	Scored Mark	Date	Pl. Pts.	Bonus	TOTAL
Scored bests come from CURRENT season								
800	2	Amy WEISSENBACH	SO	2:02.60	5/4/14	28	3.09	31.09
800	7	Claudia SAUNDERS	SO	2:03.44	5/4/14	18	1.82	19.82
1500	17	Rebecca MEHRA	FR	4:17.82	5/4/14	4.5	0.20	4.70
5000	1	Aisling CUFFE	JR	15:11.13	5/4/14	30	7.88	37.88
5000	6	Jessica TONN	JR	15:32.26	5/4/14	20	2.48	22.48
DISC	6	Valarie ALLMAN	FR	57.17m	187-6 3/8/14	20	0.99	20.99
DISC	24	Rebecca HAMMAR	JR	54.10m	177-6 5/17/14	1	0.00	1.00
JAV	9	Brianna BAIN	JR	55.00m	180-5 4/4/14	14	0.33	14.33
JAV	26	Megan GLASMANN	FR	50.19m	164-8 5/17/14	0.9	0.00	0.90
Team Total								153.19

11



Florida State

Atlantic Coast Conference

▼ 1

Event	Scrd As	Athlete	Yr	Scored Mark	Date	Pl. Pts.	Bonus	TOTAL
Scored bests come from CURRENT season								
100	24	Marecia PEMBERTON	SR	11.38 (2.0)	5/9/14	1	0.00	1.00
1500	11	Linden HALL	JR	4:16.42	5/4/14	10	0.93	10.93
1500	40	Georgia PEEL	SO	4:21.68	5/16/14	0.25	0.00	0.25
Steeple	12	Pippa WOOLVEN	SO	10:06.45	5/4/14	9	0.53	9.53
10k	7	Hannah WALKER	JR	32:56.90	4/17/14	18	1.66	19.66
100H	7	Anne ZAGRE	JR	12.87w (2.7)	5/9/14	18	1.77	19.77
100H	43	Nicole SETTERINGTON	FR	13.43 (1.2)	4/11/14	0.175	0.00	0.17
4x100	12	Pemberton, Zagre, Freeman, Pierce		44.29	3/21/14	9	0.83	9.83
LJ	13	Der'Renae FREEMAN	SO	6.34m 20-9% (0.0)	4/17/14	8	0.39	8.39
SP	20	Chelsea WHALEN	SR	16.40m 53-9%	3/26/14	3	0.00	3.00
SP	34	Lakitta JOHNSON	JR	16.04m 52-7%	3/26/14	0.5	0.00	0.50
DISC	9	Kellion KNIBB	SO	56.49m 185-4	4/24/14	14	0.24	14.24
HT	24	Katja VANGSNES	SO	60.99m 200-1	5/16/14	1	0.00	1.00
JAV	17	Chelsea WHALEN	SR	50.99m 167-3	3/21/14	4.5	0.00	4.50
HEPT	4	Grete SADEIKO	FR	5,706	4/17/14	24	2.80	26.80
Team Total								129.57

12



Baylor

Big 12 Conference

unch

Event	Scrd As	Athlete	Yr	Scored Mark	Date	Pl. Pts.	Bonus	TOTAL
Scored bests come from CURRENT season								
100	14	Tiffani MCREYNOLDS	JR	11.24wcA 11.21 (3.8)	5/16/14	7	0.42	7.42
100	29	Ashley FIELDS	SO	11.41wcA 11.38 (3.8)	5/16/14	0.75	0.00	0.75
200	19	Ashley FIELDS	SO	23.18cA 23.11 (1.2)	5/16/14	3.5	0.00	3.50
400	24	Raena RHONE	JR	52.78cA 52.67	5/16/14	1	0.00	1.00
800	32	Olicia WILLIAMS	SO	2:06.03	5/3/14	0.6	0.00	0.60
1500	20	Mariah KELLY	SR	4:18.35	5/4/14	3	0.00	3.00
Steeple	4	Rachel JOHNSON	JR	9:49.31	4/4/14	24	3.36	27.36
100H	1	Tiffani MCREYNOLDS	JR	12.63wcA 12.59 (2.6)	5/16/14	30	6.81	36.81
100H	22	Taije JORDAN	SO	13.22w (4.0)	5/3/14	2	0.00	2.00
4x100	21	Jones, Fields, Nichols, Dayries		44.59	4/23/14	2.5	0.39	2.89
4x400	7	Nichols, Fields, Williams, Rhone		3:31.19cA 3:30.75	5/16/14	18	1.28	19.28
PV	13	Annie RHODES	FR	4.27m 14-0	4/12/14	8	0.24	8.24
TJ	15	Brianna RICHARDSON	SO	13.14mw 43-1½ (2.9)	5/16/14	6	0.31	6.31
TJ	43	Kaitlin WEST	JR	12.80m 42-0 (2.0)	5/16/14	0.175	0.00	0.17
HT	29	Erin ATKINSON	SR	60.50m 198-6	4/3/14	0.75	0.00	0.75
Team Total								120.08

13



Kansas

Big 12 Conference

unch

Event	Scrd As	Athlete	Yr	Scored Mark	Date	Pl. Pts.	Bonus	TOTAL
Scored bests come from CURRENT season								
100	19	Tianna VALENTINE	SO	11.34wcA 11.31 (3.8)	5/16/14	3.5	0.00	3.50
400	18	Diamond DIXON	SR	52.45	5/3/14	4	0.06	4.06
4x100	22	Keys, Dixon, Valentine, Conley		44.63	4/23/14	2	0.36	2.36
HJ	18	Colleen O'BRIEN	JR	1.81m 5-11¼	3/26/14	4	0.00	4.00
LJ	3	Sydney CONLEY	SO	6.50mw 21-4 (3.5)	4/16/14	26	4.08	30.08
SP	24	Jessica MAROSZEK	SR	16.23m 53-3	3/26/14	1	0.00	1.00
SP	30	Anastasiya MUCHKAYEV	SO	16.10m 52-10	5/16/14	0.7	0.00	0.70
DISC	2	Jessica MAROSZEK	SR	60.18m 197-5	5/16/14	28	5.80	33.80
DISC	32	Anastasiya MUCHKAYEV	SO	53.54m 175-8	5/3/14	0.6	0.00	0.60
DISC	36	Dasha TSEMA	SO	53.25m 174-8	3/26/14	0.4	0.00	0.40
HT	16	Daina LEVY	SO	62.78m 205-11	4/5/14	5	0.00	5.00
HEPT	2	Lindsay VOLLMER	JR	5,786	5/16/14	28	5.28	33.28
Team Total								118.79

"Scrd As", short for "Scored As", Standing used for place points portion of performance's score combining preseason data (when applied) to current season data

Numbers in BLACK are both the performance's actual NCAA rank AND "scored as" rank Numbers in RED indicate actual NCAA rank does not exist or is worse than "scored as" rank Numbers in BLUE indicate actual NCAA rank is better than "scored as" rank

USTFCCCA Non-Member

Non-Member Schools Will NOT be ranked, beginning Week 2



## 2014 Outdoor Track &amp; Field, Week #8

Only those who score >0.01 pts are shown  
D denotes multiple-event rule in affect

## WOMEN

14



Arizona

Pac-12 Conference

▲ 1

Event	Scrd As	Athlete	Yr	Scored Mark	Date	Pl. Pts.	Bonus	TOTAL
Scored bests come from CURRENT season								
200	15	Shapri ROMERO	SR	23.10 (2.0)	4/12/14	6	0.00	6.00
200	46	Germe POSTON	SR	23.55 (2.0)	4/12/14	0.1	0.00	0.10
400	8	Shapri ROMERO	SR	51.96	5/3/14	16	0.98	16.98
1500	29	Kate PENNEY	SO	4:20.32	4/5/14	0.75	0.00	0.75
10k	4	Elvin KIBET	JR	32:40.22	4/17/14	24	2.94	26.94
400H	12	Nnanya HAILEY	FR	57.07	4/19/14	9	0.52	9.52
400H	35	Morgan STRUBLE	SO	58.39	5/3/14	0.45	0.00	0.45
4x100	11	Pridgett, Romero, Hicks, Poston		44.27	5/3/14	10	0.86	10.86
4x400	35	Hailey, Gray, Pridgett, Romero		3:36.51	5/17/14	0.45	0.17	0.62
SP	6	Julie LABONTE	SR	17.45m 57-3	4/19/14	20	2.52	22.52
SP	47	Omotayo TALABI	SR	15.86m 52-½	4/19/14	0.075	0.00	0.08
DISC	8	Julie LABONTE	SR	56.84m 186-5	3/28/14	16	0.63	16.63
Team Total								111.44

15



Texas Tech

Big 12 Conference

▼ 1

Event	Scrd As	Athlete	Yr	Scored Mark	Date	Pl. Pts.	Bonus	TOTAL
Scored bests come from CURRENT season								
100	7	Cierra WHITE	JR	11.15wca 11.12 (3.8)	5/16/14	18	2.04	20.04
200	12	Cierra WHITE	JR	23.00w (3.5)	4/17/14	9	0.50	9.50
400	24	Montenae ROYE-SPEIGHT	JR	52.78ca 52.67	5/16/14	1	0.00	1.00
400	48	Amoy BLAKE	SR	53.46ca 53.35	5/3/14	0.05	0.00	0.05
800	43	Caitlin WATERS	SR	2:06.72ca 2:07.09	5/3/14	0.175	0.00	0.17
Steeple	43	Sharlene NICKLE	SR	10:18.92	4/4/14	0.175	0.00	0.17
100H	8	Le-Tristan PLEDGER	SO	12.89wca 12.85 (2.6)	5/16/14	16	1.53	17.53
4x100	20	White, Blake, Pledger, Stewart		44.57ca 44.45	5/3/14	3	0.42	3.42
4x400	12	Roye-Speight, Rivers, Blake, White		3:32.86	3/26/14	9	0.78	9.78
LJ	15	Le-Tristan PLEDGER	SO	6.32m 20-9 (1.4)	5/3/14	6	0.06	6.06
LJ	26	Shanice STEWART	JR	6.26m 20-6½ (1.8)	5/3/14	0.9	0.00	0.90
TJ	22	Gionna JACKSON	SO	13.03mw 42-9 (2.3)	5/16/14	2	0.00	2.00
DISC	16	Hannah CARSON	SO	54.90m 180-1	4/12/14	5	0.00	5.00
JAV	10	Hannah CARSON	SO	54.03m 177-3	3/26/14	12	0.00	12.00
HEPT	5	Shanice STEWART	JR	5,674	5/16/14	22	1.81	23.81
Team Total								111.43

16



Penn State

Big Ten Conference

unch

Event	Scrd As	Athlete	Yr	Scored Mark	Date	Pl. Pts.	Bonus	TOTAL
Scored bests come from CURRENT season								
100	29	Mahagony JONES	SR	11.41w (3.0)	5/9/14	0.75	0.00	0.75
200	11	Mahagony JONES	SR	22.97 (0.1)	4/11/14	10	0.67	10.67
400	39	Dynasty MCGEE	JR	53.25	5/2/14	0.275	0.00	0.28
1500	6	Marta KLEBE	SR	4:15.20	5/16/14	20	1.58	21.58
Steeple	48	Tori GERLACH	SO	10:20.55	5/16/14	0.05	0.00	0.05
10k	24	Leigha ANDERSON	SO	33:52.32	4/24/14	1	0.00	1.00
100H	23	Evonne BRITTON	SR	13.23 (1.4)	5/16/14	1.5	0.00	1.50
400H	3	Kiah SEYMOUR	SO	55.88	5/2/14	26	3.82	29.82
400H	32	Evonne BRITTON	SR	58.28	5/16/14	0.6	0.00	0.60
4x100	23	Gibson, Jones, McGee, Seymour		44.64	5/16/14	1.5	0.35	1.85
4x400	14	McGee, Jones, Rhodes, Seymour		3:33.10	4/24/14	7	0.71	7.71
HJ	37	India MCCOY	FR	1.78m 5-10	5/9/14	0.35	0.00	0.35
LJ	42	Brittney HOWELL	SR	6.20m 20-4¼ (1.9)	4/24/14	0.2	0.00	0.20
TJ	35	Marlene RICKETTS	SR	12.87m 42-2¼ (0.1)	5/9/14	0.45	0.00	0.45
SP	32	Rachel FATHERLY	SO	16.05m 52-8	5/9/14	0.6	0.00	0.60
HT	18	Melissa KURZDORFER	SR	62.35m 204-6	5/9/14	4	0.00	4.00
JAV	13	Laura LOHT	SR	53.33m 174-11	5/16/14	8	0.00	8.00
JAV	18	Lauren KENNEY	JR	50.89m 166-11	5/16/14	4	0.00	4.00
HEPT	8	Brittney HOWELL	SR	5,625	3/26/14	16	0.88	16.88
Team Total								110.28

17



Missouri

Southeastern Conference

unch

Event	Scrd As	Athlete	Yr	Scored Mark	Date	Pl. Pts.	Bonus	TOTAL
Scored bests come from CURRENT season								
10k	36	Kaitlyn FISCHER	FR	34:08.50	4/4/14	0.4	0.00	0.40
HJ	37	Morgan WHITSON	JR	1.78m 5-10	3/26/14	0.35	0.00	0.35
PV	27	Katrine HAARKLAU	JR	4.15m 13-7¼	5/15/14	0.85	0.00	0.85
SP	1	Kearsten PEOPLES	JR	17.90m 58-8¼	4/25/14	30	7.43	37.43
SP	2	Jill RUSHIN	JR	17.62m 57-9¼	5/3/14	28	4.37	32.37
SP	41	Katie EVANS	SR	15.96m 52-4¼	5/15/14	0.225	0.00	0.22
DISC	5	Kearsten PEOPLES	JR	57.31m 188-0	4/23/14	22	1.15	23.15
DISC	35	Jill RUSHIN	JR	53.39m 175-2	4/23/14	0.45	0.00	0.45
JAV	15	Hailey TWIETMEYER	SR	51.17m 167-10	4/11/14	6	0.00	6.00
Team Total								101.22

"Scrd As", short for "Scored As", Standing used for place points portion of performance's score combining preseason data (when applied) to current season data

Numbers in BLACK are both the performance's actual NCAA rank AND "scored as" rank Numbers in RED indicate actual NCAA rank does not exist or is worse than "scored as" rank Numbers in BLUE indicate actual NCAA rank is better than "scored as" rank

USTFCCCA Non-Member

Non-Member Schools Will NOT be ranked, beginning Week 2



# USTFCCCA NCAA Division I National Team Computer Rankings

as of 5/23/2014 10:43:24 AM

## 2014 Outdoor Track & Field, Week #8

Only those who score >0.01 pts are shown  
D denotes multiple-event rule in affect

### WOMEN

# 18



## San Diego State

Mountain West Conference

▲ 1

Event	Scrd As	Athlete	Yr	Scored Mark	Date	Pl. Pts.	Bonus	TOTAL
Scored bests come from CURRENT season								
▶ 100H	47	Kristen BROWN	SR	13.45cA 13.37 (0.8)	5/14/14	0.075	0.00	0.08
▶ 400H	45	Allison REASER	SR	58.78	4/4/14	0.125	0.00	0.13
▶ 4x100	48	Brown, Williams, Reaser, Thomas		45.42cA 45.14	5/14/14	0.05	0.00	0.05
▶ PV	26	Kristen BROWN	SR	4.17m 13-8½	3/15/14	0.9	0.00	0.90
▶ TJ	2	Shanieka THOMAS	SR	13.73m 45-½ (1.2)	4/17/14	28	5.40	33.40
▶ SP	36	Jasmine BURRELL	JR	16.01m 52-6½	3/27/14	0.4	0.00	0.40
▶ DISC	13	Jasmine BURRELL	JR	55.31m 181-5	4/17/14	8	0.00	8.00
▶ HEPT	3	Nicole OUDENAARDEN	SO	5,721	4/16/14	26	3.26	29.26
▶ HEPT	7	Allison REASER	SR	5,637	4/16/14	18	1.07	19.07

Team Total 91.28

# 19



## Boise State

Mountain West Conference

▲ 2

Event	Scrd As	Athlete	Yr	Scored Mark	Date	Pl. Pts.	Bonus	TOTAL
Scored bests come from CURRENT season								
▶ Steeple	7	Marisa HOWARD	JR	10:00.79	5/4/14	18	1.39	19.39
▶ 5000	7	Emma BATES	JR	15:33.42	4/17/14	18	2.19	20.19
▶ 10k	2	Emma BATES	JR	32:20.83	5/4/14	28	5.25	33.25
▶ SP	37	Hayli BOZARTH	SR	16.00m 52-6	5/14/14	0.35	0.00	0.35
▶ HT	9	Hayli BOZARTH	SR	64.79m 212-6	5/14/14	14	0.60	14.60

Team Total 87.78

# 20



## Michigan

Big Ten Conference

▼ 2

Event	Scrd As	Athlete	Yr	Scored Mark	Date	Pl. Pts.	Bonus	TOTAL
Scored bests come from CURRENT season								
▶ 800	41	Danielle PFEIFER	SO	2:06.68	5/4/14	0.225	0.00	0.22
▶ 800	46	Devon HOPPE	SO	2:06.84	5/16/14	0.1	0.00	0.10
▶ 1500	9	Brook HANDLER	JR	4:15.82	5/4/14	14	1.25	15.25
▶ 1500	14	Shannon OSIKA	SO	4:17.27	5/16/14	7	0.49	7.49
▶ Steeple	9	Alex LEPTICH	SR	10:04.86	4/5/14	14	0.77	14.77
▶ Steeple	22	Megan WESCHLER	SR	10:11.56	4/5/14	2	0.00	2.00
▶ 10k	6	Erin FINN	FR	32:41.65	5/16/14	20	2.78	22.78
▶ 100H	9	Cindy OFILI	SO	12.93 (1.4)	5/16/14	14	1.06	15.06
▶ PV	43	Kiley TOBEL	SR	4.10m 13-5½	5/2/14	0.175	0.00	0.17
▶ HEPT	20	Aaron HOWELL	FR	5,416	4/16/14	3	0.00	3.00

Team Total 80.84

# 21



## Arizona State

Pac-12 Conference

▼ 1

Event	Scrd As	Athlete	Yr	Scored Mark	Date	Pl. Pts.	Bonus	TOTAL
Scored bests come from CURRENT season								
▶ 400	11	Brianna TATE	JR	52.32	5/3/14	10	0.31	10.31
▶ 1500	4	Shelby HOULIHAN	JR	4:13.56	4/11/14	24	3.27	27.27
▶ 1500	37	Payton SCHUTTE	JR	4:21.64	4/11/14	0.35	0.00	0.35
▶ 10k	27	Adriana OLIVAS	SO	33:55.75	4/4/14	0.85	0.00	0.85
▶ 400H	36	Sarah GEREN	SR	58.40	5/3/14	0.4	0.00	0.40
▶ 4x100	9	Gooden, Tate, Herring, Franklin		44.17	5/3/14	14	1.00	15.00
▶ 4x400	15	McDonald, Franklin, Geren, Tate		3:33.13	4/17/14	6	0.70	6.70
▶ PV	27	Shaylah SIMPSON	SR	4.15m 13-7½	4/17/14	0.85	0.00	0.85
▶ LJ	35	Alycia HERRING	SR	6.22m 20-5 (0.4)	5/3/14	0.45	0.00	0.45
▶ DISC	10	Anna JELMINI	SR	56.27m 184-7	4/25/14	12	0.00	12.00
▶ DISC	17	Alex HARTIG	JR	54.84m 179-11	5/17/14	4.5	0.00	4.50
▶ HT	23	Jessika BYRD	JR	61.10m 200-5	3/21/14	1.5	0.00	1.50

Team Total 80.18

"Scrd As", short for "Scored As", Standing used for place points portion of performance's score combining preseason data (when applied) to current season data

Numbers in BLACK are both the performance's actual NCAA rank AND "scored as" rank Numbers in RED indicate actual NCAA rank does not exist or is worse than "scored as" rank Numbers in BLUE indicate actual NCAA rank is better than "scored as" rank

USTFCCCA Non-Member

Non-Member Schools Will NOT be ranked, beginning Week 2



# USTFCCCA NCAA Division I National Team Computer Rankings

as of 5/23/2014 10:43:24 AM

## 2014 Outdoor Track & Field, Week #8

Only those who score >0.01 pts are shown  
D denotes multiple-event rule in affect

### WOMEN

# 22



## NC State

### Atlantic Coast Conference

▲ 1

Event	Scrd As	Athlete	Yr	Scored Mark	Date	Pl. Pts.	Bonus	TOTAL
Scored bests come from CURRENT season								
800	23	Kenyetta IYEBELE	JR	2:05.28	4/17/14	1.5	0.14	1.64
5000	40	Joanna THOMPSON	JR	16:09.74	5/4/14	0.25	0.00	0.25
10k	14	Joanna THOMPSON	JR	33:24.61	4/17/14	7	0.07	7.07
100H	24	Alexis PERRY	SO	13.24 (0.9)	4/17/14	1	0.00	1.00
HJ	18	Lacey SHUMAN	SR	1.81m 5-11½	4/17/14	4	0.00	4.00
LJ	5	Alexis PERRY	SO	6.45m 21-2 (1.4)	3/28/14	22	2.45	24.45
SP	3	Tremanisha TAYLOR	JR	17.60m 57-9	4/24/14	26	4.16	30.16
DISC	15	Sequoia WATKINS	JR	54.94m 180-3	5/9/14	6	0.00	6.00
DISC	20	Tremanisha TAYLOR	JR	54.56m 179-0	3/28/14	3	0.00	3.00
Team Total								77.56

# 23



## Virginia Tech

### Atlantic Coast Conference

▲ 5

Event	Scrd As	Athlete	Yr	Scored Mark	Date	Pl. Pts.	Bonus	TOTAL
Scored bests come from CURRENT season								
800	11	Amanda SMITH	JR	2:04.45	4/17/14	10	0.75	10.75
800	34	Hanna GREEN	FR	2:06.06	5/4/14	0.5	0.00	0.50
1500	31	Shannon MORTON	SO	4:20.47	5/4/14	0.65	0.00	0.65
5000	35	Sarah RAPP	JR	16:07.28	5/4/14	0.45	0.00	0.45
10k	19	Sarah RAPP	JR	33:32.16	4/17/14	3.5	0.00	3.50
PV	6	Martina SCHULTZE	SR	4.40m 14-5½	3/26/14	20	2.64	22.64
JAV	4	Eva VIVOD	FR	56.80m 186-4	4/3/14	24	3.84	27.84
JAV	14	Sabine KOPPLIN	SO	51.70m 169-7	4/17/14	7	0.00	7.00
Team Total								73.33

# 24



## Kent State

### Mid-American Conference

unch

Event	Scrd As	Athlete	Yr	Scored Mark	Date	Pl. Pts.	Bonus	TOTAL
Scored bests come from CURRENT season								
100H	27	Ann Marie DUFFUS	SR	13.30 (1.4)	5/15/14	0.85	0.00	0.85
HJ	7	Dior DELOPHONT	SO	1.84m 6-½	4/23/14	18	1.01	19.01
LJ	17	Roseanne ERICKSON	JR	6.30m 20-8 (1.4)	4/10/14	4.5	0.00	4.50
TJ	19	Dior DELOPHONT	SO	13.08m 42-11 (0.0)	5/15/14	3.5	0.00	3.50
SP	13	Danniel THOMAS	SO	16.82m 55-2½	5/15/14	8	0.00	8.00
SP	14	Joh'vonnie MOSLEY	SR	16.79m 55-1	5/9/14	7	0.00	7.00
DISC	3	Danniel THOMAS	SO	59.38m 194-9	5/9/14	26	4.07	30.07
DISC	45	Joh'vonnie MOSLEY	SR	52.48m 172-2	5/9/14	0.125	0.00	0.13
Team Total								73.06

# 25



## Oklahoma

### Big 12 Conference

▲ 4

Event	Scrd As	Athlete	Yr	Scored Mark	Date	Pl. Pts.	Bonus	TOTAL
Scored bests come from CURRENT season								
DISC	39	Alexandra MORGAN	JR	52.88m 173-6	4/26/14	0.275	0.00	0.28
HT	33	Rylee RACKLEY	JR	60.21m 197-6	4/18/14	0.55	0.00	0.55
JAV	1	Elizabeth HERRS	SO	57.73m 189-5	5/16/14	30	6.96	36.96
JAV	2	Avione ALLGOOD	SO	57.63m 189-1	5/16/14	28	6.63	34.63
Team Total								72.41

# 26



## Colorado

### Pac-12 Conference

unch

Event	Scrd As	Athlete	Yr	Scored Mark	Date	Pl. Pts.	Bonus	TOTAL
Scored bests come from CURRENT season								
Steeple	1	Shalaya KIPP	SR	9:39.12	5/4/14	30	6.65	36.65
5000	16	Abby LEVENE	SR	15:53.84	5/4/14	5	0.00	5.00
5000	24	Carrie VERDON	SO	15:59.83	5/4/14	1	0.00	1.00
10k	13	Abby LEVENE	SR	33:17.58	4/4/14	8	0.47	8.47
HJ	18	Kelsey ENGLISH	JR	1.81m 5-11½	4/19/14	4	0.00	4.00
HT	8	Emily HUNSUCKER		64.91m 212-11	3/21/14	16	0.73	16.73
Team Total								71.85

"Scrd As", short for "Scored As", Standing used for place points portion of performance's score combining preseason data (when applied) to current season data

Numbers in BLACK are both the performance's actual NCAA rank AND "scored as" rank Numbers in RED indicate actual NCAA rank does not exist or is worse than "scored as" rank Numbers in BLUE indicate actual NCAA rank is better than "scored as" rank

USTFCCCA Non-Member

Non-Member Schools Will NOT be ranked, beginning Week 2



## 2014 Outdoor Track &amp; Field, Week #8

Only those who score >0.01 pts are shown  
D denotes multiple-event rule in affect

## WOMEN

27



Alabama

Southeastern Conference

unch

Event	Scrd As	Athlete	Yr	Scored Mark	Date	Pl. Pts.	Bonus	TOTAL
Scored bests come from CURRENT season								
100	5	Remona BURCHELL	JR	11.12 (1.3)	5/15/14	22	2.64	24.64
200	46	Dominique KIMPEL	JR	23.55 (1.4)	5/2/14	0.1	0.00	0.10
800	5	Yanique MALCOLM	SR	2:03.28	5/15/14	22	2.06	24.06
800	36	Kimberley FICENEC	SO	2:06.19	5/2/14	0.4	0.00	0.40
4x100	8	Burks, Burchell, Kimpel, Thomas		44.15	4/11/14	16	1.03	17.03
4x400	29	Chandler, Kimpel, Gholston, Malcolm		3:35.90	5/15/14	0.75	0.26	1.01
PV	19	Lakan TAYLOR	FR	4.20m 13-9½	4/11/14	3.5	0.00	3.50
LJ	42	Quanesha BURKS	FR	6.20m 20-4¼ (1.5)	4/17/14	0.2	0.00	0.20
HT	32	Nia BARNES	JR	60.26m 197-8	5/15/14	0.6	0.00	0.60
Team Total							71.54	

28



Kansas State

Big 12 Conference

▼ 6

Event	Scrd As	Athlete	Yr	Scored Mark	Date	Pl. Pts.	Bonus	TOTAL
Scored bests come from CURRENT season								
Steeple	30	Martina TRESCH	SR	10:16.08	4/4/14	0.7	0.00	0.70
100H	24	Erica TWISS	SR	13.24wca 13.20 (2.6)	5/16/14	1	0.00	1.00
400H	32	Erica TWISS	SR	58.28	4/19/14	0.6	0.00	0.60
4x400	36	Gaskin, Twiss, Matthews, Gamble		3:36.73	4/17/14	0.4	0.14	0.54
HJ	5	Alyx TREASURE	JR	1.85m 6-¾	4/12/14	22	1.56	23.56
HJ	18	Joslyn BARNES	JR	1.81m 5-11½	4/5/14	4	0.00	4.00
HJ	18	Rachel PROTEAU	FR	1.81m 5-11½	5/16/14	4	0.00	4.00
LJ	10	Erica TWISS	SR	6.37m 20-10¾ (1.6)	5/10/14	12	0.89	12.89
SP	44	Dani WINTERS	SO	15.93m 52-3¾	5/16/14	0.15	0.00	0.15
HT	7	Sara SAVATOVIC	SO	65.19m 213-10	3/26/14	18	1.05	19.05
JAV	16	Danielle PLANK	FR	51.00m 167-4	4/12/14	5	0.00	5.00
Team Total							71.49	

29



Nebraska

Big Ten Conference

▼ 4

Event	Scrd As	Athlete	Yr	Scored Mark	Date	Pl. Pts.	Bonus	TOTAL
Scored bests come from CURRENT season								
400H	17	Ellie GROOTERS	SR	57.62	5/3/14	4.5	0.00	4.50
4x100	37	McCarty, Weekes, Andrews, Baird		45.04	4/23/14	0.35	0.06	0.41
4x400	33	Weekes, Baird, Andrews, Grooters		3:36.35	5/16/14	0.55	0.19	0.74
PV	19	Paula ANDRIE	SO	4.20m 13-9¼	4/23/14	3.5	0.00	3.50
LJ	22	Tierra WILLIAMS	FR	6.27m 20-7 (0.9)	4/12/14	2	0.00	2.00
TJ	5	Ellie EWERE	JR	13.44m 44-1¼ (1.0)	4/23/14	22	2.07	24.07
SP	15	Annie JACKSON	SR	16.76m 55-0	5/16/14	6	0.00	6.00
SP	27	Carlie PINKELMAN	JR	16.14m 52-11½	5/16/14	0.85	0.00	0.85
DISC	47	Annie JACKSON	SR	52.46m 172-1	5/16/14	0.075	0.00	0.08
HT	19	Veronica GRIZZLE	SR	62.29m 204-4	5/3/14	3.5	0.00	3.50
JAV	7	Maggie MALONE	SO	55.37m 181-8	5/16/14	18	0.96	18.96
JAV	24	Sarah FIRESTONE	FR	50.49m 165-7	5/16/14	1	0.00	1.00
HEPT	18	Anne MARTIN	SR	5,521	4/16/14	4	0.00	4.00
Team Total							69.61	

30



Iowa State

Big 12 Conference

▲ 5

Event	Scrd As	Athlete	Yr	Scored Mark	Date	Pl. Pts.	Bonus	TOTAL
Scored bests come from CURRENT season								
800	12	Ejiroghene OKORO	SR	2:04.49	5/4/14	9	0.72	9.72
1500	46	Maggie GANNON	JR	4:22.16	4/17/14	0.1	0.00	0.10
5000	14	Crystal NELSON	SO	15:49.90	4/17/14	7	0.00	7.00
5000	19	Katy MOEN	JR	15:56.53	4/4/14	3.5	0.00	3.50
5000	38	Bethanie BROWN	FR	16:09.17	4/4/14	0.3	0.00	0.30
10k	29	Katy MOEN	JR	33:56.80	4/17/14	0.75	0.00	0.75
400H	8	Eseroghene OKORO	SR	56.78	4/4/14	16	1.06	17.06
4x400	34	White, Okoro, Christensen, Shoeman		3:36.39	4/23/14	0.5	0.19	0.69
SP	4	Christina HILLMAN	SO	17.59m 57-8½	5/16/14	24	4.05	28.05
HT	40	Kayla SANBORN	JR	59.49m 195-2	5/16/14	0.25	0.00	0.25
Team Total							67.41	

"Scrd As", short for "Scored As", Standing used for place points portion of performance's score combining preseason data (when applied) to current season data

Numbers in BLACK are both the performance's actual NCAA rank AND "scored as" rank Numbers in RED indicate actual NCAA rank does not exist or is worse than "scored as" rank Numbers in BLUE indicate actual NCAA rank is better than "scored as" rank

USTFCCCA Non-Member

Non-Member Schools Will NOT be ranked, beginning Week 2





## 2014 Outdoor Track &amp; Field, Week #8

Only those who score >0.01 pts are shown  
D denotes multiple-event rule in affect

## WOMEN

31



Mississippi State

Southeastern Conference

▲ 3

Event	Scrd As	Athlete	Yr	Scored Mark	Date	Pl. Pts.	Bonus	TOTAL
Scored bests come from CURRENT season								
1500	10	Rhianwedd PRICE	FR	4:16.11	4/17/14	12	1.10	13.10
Steeple	6	Cornelia GRIESCHE	SO	10:00.58	5/15/14	20	1.43	21.43
Steeple	39	Lisa ZIEGLER	FR	10:18.51	4/17/14	0.275	0.00	0.28
Steeple	46	Emma NEIGEL	JR	10:19.70	4/5/14	0.1	0.00	0.10
100H	18	Keisha WALLACE	SR	13.14w (2.1)	4/11/14	4	0.00	4.00
LJ	4	Rochelle FARQUHARSON	SR	6.48m 21-3½ (1.6)	4/19/14	24	3.43	27.43
Team Total								66.33

32



Duke

Atlantic Coast Conference

▼ 1

Event	Scrd As	Athlete	Yr	Scored Mark	Date	Pl. Pts.	Bonus	TOTAL
Scored bests come from CURRENT season								
800	25	Anima BANKS	SO	2:05.80	5/16/14	0.95	0.00	0.95
800	31	Abby FARLEY	JR	2:06.02	4/17/14	0.65	0.00	0.65
1500	34	Haley MEIER	FR	4:21.03	5/16/14	0.5	0.00	0.50
10k	3	Juliet BOTTORFF	SR	32:25.69	5/4/14	26	4.67	30.67
4x400	32	Hansson, Kopp, Farley, Kerpon		3:36.18	5/9/14	0.6	0.22	0.82
HJ	37	Karli JOHONNOT	SO	1.78m 5-10	3/26/14	0.35	0.00	0.35
PV	3	Megan CLARK	SO	4.45m 14-7½	3/21/14	26	4.35	30.35
SP	29	Michelle ANUMBA	SR	16.12m 52-10½	4/17/14	0.75	0.00	0.75
JAV	27	Christine STREISEL	FR	50.15m 164-6	3/21/14	0.85	0.00	0.85
Team Total								65.89

33



UAB

Conference USA

unch

Event	Scrd As	Athlete	Yr	Scored Mark	Date	Pl. Pts.	Bonus	TOTAL
Scored bests come from CURRENT season								
5000	9	Elinor KIRK	SR	15:42.13	4/17/14	14	0.63	14.63
10k	1	Elinor KIRK	SR	32:17.05	4/4/14	30	5.70	35.70
10k	42	Kate BROWN	SR	34:14.31	4/4/14	0.2	0.00	0.20
PV	10	Neal TISHER	SR	4.28m 14-½	5/15/14	12	0.42	12.42
Team Total								62.96

34



Akron

Mid-American Conference

▼ 4

Event	Scrd As	Athlete	Yr	Scored Mark	Date	Pl. Pts.	Bonus	TOTAL
Scored bests come from CURRENT season								
PV	4	Annika ROLOFF	SO	4.41m 14-5½	5/9/14	24	2.90	26.90
PV	27	Caroline HASSE	SO	4.15m 13-7½	5/3/14	0.85	0.00	0.85
PV	37	Ariane BEAUMONT-COURTEAU	SR	4.13m 13-6½	5/9/14	0.35	0.00	0.35
SP	41	Alexis COOKS	JR	15.96m 52-4½	5/9/14	0.225	0.00	0.22
DISC	12	Alexis COOKS	JR	55.68m 182-8	5/9/14	9	0.00	9.00
HT	5	Brittany FUNK	SR	66.33m 217-7	3/27/14	22	2.33	24.33
HT	30	Alexis COOKS	JR	60.48m 198-5	5/15/14	0.7	0.00	0.70
JAV	44	Jessica DELIC	JR	48.30m 158-5	5/15/14	0.15	0.00	0.15
Team Total								62.51

35



Miami (Fla.)

Atlantic Coast Conference

▼ 3

Event	Scrd As	Athlete	Yr	Scored Mark	Date	Pl. Pts.	Bonus	TOTAL
Scored bests come from CURRENT season								
400	7	Shakima WIMBLEY	FR	51.68	5/16/14	18	1.83	19.83
800	22	Thandi STEWART	JR	2:05.20	4/17/14	2	0.19	2.19
800	24	Taneisha CORDELL	JR	2:05.72	5/16/14	1	0.00	1.00
400H	16	Jamika GLADES	FR	57.50	5/3/14	5	0.00	5.00
4x400	29	Stewart, Cordell, Wimbley, Glades		3:35.90	4/17/14	0.75	0.26	1.01
HJ	25	Dakota DAILEY-HARRIS	SO	1.80m 5-10½	5/3/14	0.95	0.00	0.95
PV	4	Alysha NEWMAN	SO	4.41m 14-5½	5/16/14	24	2.90	26.90
SP	27	Amber MONROE	JR	16.14m 52-11½	4/17/14	0.85	0.00	0.85
HT	21	Lea JOHNSON	SO	61.37m 201-4	4/17/14	2.5	0.00	2.50
Team Total								60.23

"Scrd As", short for "Scored As", Standing used for place points portion of performance's score combining preseason data (when applied) to current season data

Numbers in BLACK are both the performance's actual NCAA rank AND "scored as" rank Numbers in RED indicate actual NCAA rank does not exist or is worse than "scored as" rank Numbers in BLUE indicate actual NCAA rank is better than "scored as" rank

USTFCCCA Non-Member

Non-Member Schools Will NOT be ranked, beginning Week 2





## 2014 Outdoor Track &amp; Field, Week #8

Only those who score >0.01 pts are shown  
D denotes multiple-event rule in affect

## WOMEN

36



UTEP

Conference USA

▲ 2

Event	Scrd As	Athlete	Yr	Scored Mark	Date	Pl. Pts.	Bonus	TOTAL
Scored bests come from CURRENT season								
▶ 400	9	Florence UWAKWE	FR	52.05cA 51.94	5/2/14	14	0.81	14.81
▶ 100H	14	Janice JACKSON	SR	13.05w (2.1)	3/26/14	7	0.00	7.00
▶ 100H	39	Anna-Kay JAMES	JR	13.40wcA 13.36 (3.0)	3/22/14	0.275	0.00	0.28
▶ 4x100	26	McGhee, Jackson, Stiverne, Uwakwe		44.85cA 44.73	4/12/14	0.9	0.20	1.10
▶ 4x400	29	Jackson, Stiverne, James, Uwakwe		3:35.90	3/26/14	0.75	0.26	1.01
▶ TJ	6	Nickevea WILSON	JR	13.38mw 43-10% (2.1)	5/15/14	20	1.71	21.71
▶ DISC	44	Samantha HALL	FR	52.49m 172-2	5/15/14	0.15	0.00	0.15
▶ HEPT	10	Jalylcia PEARSON	JR	5,576	5/15/14	12	0.11	12.11
Team Total								58.17

37



Western Kentucky

Sun Belt Conference

▲ 2

Event	Scrd As	Athlete	Yr	Scored Mark	Date	Pl. Pts.	Bonus	TOTAL
Scored bests come from CURRENT season								
▶ 100	22	Carrol HARDY	FR	11.37w (3.5)	5/9/14	2	0.00	2.00
▶ 200	21	Carrol HARDY	FR	23.20w (3.3)	5/9/14	2.5	0.00	2.50
▶ 4x100	31	Hardy, Cooley, Agwunobi, Akachukwu		44.92	5/9/14	0.65	0.15	0.80
▶ LJ	31	Chioma AGWUNOBI	JR	6.23mw 20-5% (3.0)	5/9/14	0.65	0.00	0.65
▶ LJ	47	Sandra AKACHUKWU	FR	6.18mw 20-3% (3.4)	4/11/14	0.075	0.00	0.08
▶ TJ	11	Ana CAMARGO	SR	13.18mw 43-3 (2.4)	4/11/14	10	0.54	10.54
▶ TJ	11	France MAKABU	SR	13.18mw 43-3 (3.9)	4/11/14	10	0.54	10.54
▶ SP	5	Jessica RAMSEY	SR	17.49m 57-4%	4/11/14	22	2.96	24.96
▶ DISC	28	Jessica RAMSEY	SR	53.84m 176-7	4/26/14	0.8	0.00	0.80
▶ DISC	38	Lexia ROBINSON	SR	52.96m 173-9	4/19/14	0.3	0.00	0.30
▶ DISC	41	Satrina OLIVEIRA	SR	52.71m 172-11	4/19/14	0.225	0.00	0.22
▶ HT	20	Jessica RAMSEY	SR	61.45m 201-7	5/9/14	3	0.00	3.00
Team Total								56.39

38



Indiana

Big Ten Conference

▼ 2

Event	Scrd As	Athlete	Yr	Scored Mark	Date	Pl. Pts.	Bonus	TOTAL
Scored bests come from CURRENT season								
▶ Steeple	37	Samantha GINTHER	SR	10:17.86	5/16/14	0.35	0.00	0.35
▶ PV	7	Kelsie AHBE	SR	4.35m 14-3%	5/3/14	18	1.72	19.72
▶ PV	8	Sophie GUTERMUTH	SO	4.30m 14-1%	3/26/14	16	0.79	16.79
▶ PV	27	Sydney CLUTE	SO	4.15m 13-7%	5/3/14	0.85	0.00	0.85
▶ LJ	45	Ariane NELSON	FR	6.19m 20-3% (1.6)	5/3/14	0.125	0.00	0.13
▶ SP	8	Kyla BUCKLEY	SR	17.19m 56-4%	5/16/14	16	0.95	16.95
Team Total								54.78

39



Maryland

Atlantic Coast Conference

▼ 2

Event	Scrd As	Athlete	Yr	Scored Mark	Date	Pl. Pts.	Bonus	TOTAL
Scored bests come from CURRENT season								
▶ 400H	43	Lisa MENEAU	FR	58.66	4/17/14	0.175	0.00	0.17
▶ HJ	4	Amina SMITH	SR	1.87m 6-1%	4/17/14	24	2.67	26.67
▶ HJ	10	Thea LAFOND	JR	1.83m 6-0	5/2/14	12	0.46	12.46
▶ HJ	13	Amber MELVILLE	JR	1.82m 5-11%	3/29/14	8	0.00	8.00
▶ TJ	14	Thea LAFOND	JR	13.15m 43-1% (0.0)	4/3/14	7	0.36	7.36
Team Total								54.67

40



East Carolina

Conference USA

▲ 2

Event	Scrd As	Athlete	Yr	Scored Mark	Date	Pl. Pts.	Bonus	TOTAL
Scored bests come from CURRENT season								
▶ 100	41	Tyshonda HAWKINS	JR	11.47 (2.0)	5/15/14	0.225	0.00	0.22
▶ 200	25	Tyshonda HAWKINS	JR	23.29 (-1.6)	5/15/14	0.95	0.00	0.95
▶ 200	48	Tania MINKINS	SR	23.57 (1.9)	5/11/14	0.05	0.00	0.05
▶ 100H	28	Erin TUCKER	SR	13.34w (2.1)	5/11/14	0.8	0.00	0.80
▶ 4x100	14	Minkins, Hawkins, Tucker, Dawson		44.38	5/15/14	7	0.70	7.70
▶ HJ	2	Tynita BUTTS	SR	1.91m 6-3%	5/15/14	28	6.95	34.95
▶ DISC	37	Kayla PADGETT	JR	53.19m 174-6	4/24/14	0.35	0.00	0.35
▶ HT	12	Kayla PADGETT	JR	63.50m 208-4	4/11/14	9	0.00	9.00
Team Total								54.03

"Scrd As", short for "Scored As", Standing used for place points portion of performance's score combining preseason data (when applied) to current season data

Numbers in BLACK are both the performance's actual NCAA rank AND "scored as" rank Numbers in RED indicate actual NCAA rank does not exist or is worse than "scored as" rank Numbers in BLUE indicate actual NCAA rank is better than "scored as" rank

USTFCCCA Non-Member

Non-Member Schools Will NOT be ranked, beginning Week 2



# USTFCCCA NCAA Division I National Team Computer Rankings

as of 5/23/2014 10:43:25 AM

## 2014 Outdoor Track & Field, Week #8

Only those who score >0.01 pts are shown  
D denotes multiple-event rule in affect

### WOMEN

# 41



## Arkansas State

### Sun Belt Conference

# 2

Event	Scrd As	Athlete	Yr	Scored Mark	Date	Pl. Pts.	Bonus	TOTAL
Scored bests come from CURRENT season								
100	8	Sharika NELVIS	SR	11.17w (3.5)	5/9/14	16	1.64	17.64
10k	25	Kristina AUBERT	SR	33:54.20	4/4/14	0.95	0.00	0.95
100H	2	Sharika NELVIS	SR	12.67w (3.2)	5/9/14	28	5.83	33.83
Team Total								52.42

# 42



## Washington

### Pac-12 Conference

# 1

Event	Scrd As	Athlete	Yr	Scored Mark	Date	Pl. Pts.	Bonus	TOTAL
Scored bests come from CURRENT season								
1500	21	Katie FLOOD	JR	4:18.44	4/17/14	2.5	0.00	2.50
1500	49	Eleanor FULTON	JR	4:22.50	4/4/14	0.025	0.00	0.03
Steeple	41	Liberty MILLER	JR	10:18.56	5/17/14	0.225	0.00	0.22
5000	22	Katie KNIGHT	FR	15:58.42	4/4/14	2	0.00	2.00
10k	8	Megan GOETHALS	SR	33:05.77	4/4/14	16	1.15	17.15
10k	11	Lindsay FLANAGAN	SR	33:15.12	4/4/14	10	0.61	10.61
400H	18	Gianna WOODRUFF	JR	57.72	5/3/14	4	0.00	4.00
400H	25	Kayla STUECKLE	SR	57.96	4/23/14	0.95	0.00	0.95
4x400	46	Armstead, Stueckle, Jacobson, Woodruff		3:39.40	4/23/14	0.1	0.00	0.10
PV	10	Diamara PLANELL CRUZ	JR	4.28m 14-½	5/17/14	12	0.42	12.42
PV	45	Elizabeth QUICK	FR	4.08m 13-4½	5/17/14	0.125	0.00	0.13
PV	49	Kristina OWSINSKI	SO	4.05m 13-3½	3/22/14	0.025	0.00	0.03
Team Total								50.13

# 43



## Oklahoma State

### Big 12 Conference

# 2

Event	Scrd As	Athlete	Yr	Scored Mark	Date	Pl. Pts.	Bonus	TOTAL
Scored bests come from CURRENT season								
800	4	Savannah CAMACHO	FR	2:02.84	4/17/14	24	2.72	26.72
800	45	Clara NICHOLS	SO	2:06.83	4/4/14	0.125	0.00	0.13
5000	25	Monika JUODESKAITE	JR	16:00.32	4/17/14	0.95	0.00	0.95
TJ	7	Viktorii SADOZHINA	FR	13.35mw 43-9½ (4.0)	5/16/14	18	1.54	19.54
DISC	21	Ieva ZARANKAITE	FR	54.44m 178-7	5/16/14	2.5	0.00	2.50
Team Total								49.84

# 44



## Notre Dame

### Atlantic Coast Conference

# 5

Event	Scrd As	Athlete	Yr	Scored Mark	Date	Pl. Pts.	Bonus	TOTAL
Scored bests come from CURRENT season								
400	13	Margaret BAMGBOSE	SO	52.37	5/16/14	8	0.21	8.21
400	21	Michelle BROWN	SR	52.76	4/4/14	2.5	0.00	2.50
1500	28	Danielle ARAGON	SO	4:20.08	5/9/14	0.8	0.00	0.80
1500	35	Kelly CURRAN	SR	4:21.31	5/9/14	0.45	0.00	0.45
Steeple	11	Alexa ARAGON	SR	10:06.13	5/9/14	10	0.57	10.57
100H	10	Jade BARBER	JR	12.97 (-0.3)	4/23/14	12	0.59	12.59
400H	37	Kaila BARBER	JR	58.42	4/17/14	0.35	0.00	0.35
400H	45	Megan YANIK	SR	58.78	4/17/14	0.125	0.00	0.13
400H	49	Michelle ROTONDO	JR	58.83	4/17/14	0.025	0.00	0.03
4x100	28	Barber, Barber, Brown, Urssery		44.90	4/23/14	0.8	0.16	0.96
4x400	10	Lalla, Barber, Rotondo, Bamgbose		3:32.65	5/16/14	12	0.84	12.84
SP	41	Emily MORRIS	JR	15.96m 52-4½	4/17/14	0.225	0.00	0.22
Team Total								49.65

# 45



## Michigan State

### Big Ten Conference

# 1

Event	Scrd As	Athlete	Yr	Scored Mark	Date	Pl. Pts.	Bonus	TOTAL
Scored bests come from CURRENT season								
200	26	Alicia EVANS	JR	23.32w (2.8)	4/24/14	0.9	0.00	0.90
1500	48	Sara STASSEN	SO	4:22.45	5/16/14	0.05	0.00	0.05
Steeple	3	Leah O'CONNOR	JR	9:44.35	4/16/14	26	4.94	30.94
Steeple	19	Katie LANDWEHR	SO	10:09.87	4/16/14	3.5	0.01	3.51
5000	26	Rachele SCHULIST	FR	16:01.23	5/16/14	0.9	0.00	0.90
5000	42	Lindsay CLARK	SO	16:09.93	3/28/14	0.2	0.00	0.20
5000	44	Julia OTWELL	JR	16:10.95	3/28/14	0.15	0.00	0.15
4x100	30	Westney, Evans, Williams, Rose		44.91	5/16/14	0.7	0.16	0.86
PV	23	Lauren CHORNY	SO	4.18m 13-8½	5/16/14	1.5	0.00	1.50
PV	27	Sarah BIRKMEIER	JR	4.15m 13-7½	4/4/14	0.85	0.00	0.85
TJ	13	Tori FRANKLIN	JR	13.16m 43-2½ (2.0)	5/16/14	8	0.42	8.42
TJ	43	Ashley STACEY	SR	12.80m 42-0 (-0.1)	3/28/14	0.175	0.00	0.17
Team Total								48.46

"Scrd As", short for "Scored As", Standing used for place points portion of performance's score combining preseason data (when applied) to current season data

Numbers in BLACK are both the performance's actual NCAA rank AND "scored as" rank Numbers in RED indicate actual NCAA rank does not exist or is worse than "scored as" rank Numbers in BLUE indicate actual NCAA rank is better than "scored as" rank

USTFCCCA Non-Member

Non-Member Schools Will NOT be ranked, beginning Week 2



## 2014 Outdoor Track &amp; Field, Week #8

Only those who score >0.01 pts are shown  
D denotes multiple-event rule in affect

## WOMEN

46



Princeton

Ivy League

▲ 4

Event	Scrd As	Athlete	Yr	Scored Mark	Date	Pl. Pts.	Bonus	TOTAL
Scored bests come from CURRENT season								
Steeple	32	Elizabeth BIRD	FR	10:16.47	4/24/14	0.6	0.00	0.60
10k	15	Megan CURHAM	FR	33:24.79	5/10/14	6	0.06	6.06
TJ	33	Imani OLIVER	SR	12.91m	4/12/14	0.55	0.00	0.55
HT	1	Julia RATCLIFFE	SO	70.28m	4/16/14	30	10.62	40.62
Team Total								47.83

47



Auburn

Southeastern Conference

▼ 1

Event	Scrd As	Athlete	Yr	Scored Mark	Date	Pl. Pts.	Bonus	TOTAL
Scored bests come from CURRENT season								
100	38	V'alonee ROBINSON	SR	11.46w (2.2)	4/18/14	0.3	0.00	0.30
100	38	Shekara MARTIN	FR	11.46w (3.3)	5/15/14	0.3	0.00	0.30
100H	17	Ebony MORRISON	FR	13.12w (3.2)	4/18/14	4.5	0.00	4.50
100H	20	Samantha SCARLETT	SO	13.18w (3.1)	4/18/14	3	0.00	3.00
4x100	12	Scarlett, Martin, Robinson, Morrison		44.29	5/15/14	9	0.83	9.83
TJ	9	Marshay RYAN	FR	13.20m	43-3¾ (0.4)	14	0.66	14.66
SP	11	Valentina MUZARIC	JR	17.08m	56-½	10	0.34	10.34
SP	17	Rachel DINCOFF	SO	16.51m	54-2	4.5	0.00	4.50
Team Total								47.43

48



UCF

American Athletic Conference

unch

Event	Scrd As	Athlete	Yr	Scored Mark	Date	Pl. Pts.	Bonus	TOTAL
Scored bests come from CURRENT season								
100	24	Briana VAUGHN	SO	11.38 (1.6)	4/17/14	1	0.00	1.00
200	33	J'Nea BELLAMY	FR	23.38 (0.4)	5/2/14	0.55	0.00	0.55
400	22	Afia CHARLES	SR	52.77	5/2/14	2	0.00	2.00
800	47	Erica WINSTON	SR	2:06.86	5/2/14	0.075	0.00	0.08
400H	21	Sandy JEAN-CLAUDE	JR	57.87	5/2/14	2.5	0.00	2.50
4x100	15	Bellamy, Peterson, Clayton, Vaughn		44.42	5/16/14	6	0.64	6.64
4x400	9	Jean-Claude, Clayton, Jocelyn, Charles		3:32.59	5/2/14	14	0.86	14.86
LJ	7	Jen CLAYTON	SR	6.42m	21-¾ (-0.1)	18	1.71	19.71
Team Total								47.33

49



UCLA

Pac-12 Conference

▲ 3

Event	Scrd As	Athlete	Yr	Scored Mark	Date	Pl. Pts.	Bonus	TOTAL
Scored bests come from CURRENT season								
5000	27	Kelsey SMITH	JR	16:01.30	4/4/14	0.85	0.00	0.85
100H	31	Brea BUCHANAN	JR	13.35 (0.4)	5/17/14	0.65	0.00	0.65
100H	37	Trinity WILSON	SO	13.39 (0.4)	5/17/14	0.35	0.00	0.35
4x100	31	Lewis, Price, Wilson, Buchanan		44.92	5/4/14	0.65	0.15	0.80
HJ	13	Alexis WALKER	JR	1.82m	5-11½	8	0.00	8.00
PV	16	Natasha KOLBO	SR	4.23m	13-10¾	5	0.00	5.00
PV	38	Elena CLARKE	SR	4.12m	13-6¾	0.3	0.00	0.30
LJ	6	Kylie PRICE	JR	6.43m	21-1¼ (1.2)	20	1.88	21.88
JAV	39	Zaybree HAURY	FR	48.50m	159-1	0.275	0.00	0.28
HEPT	21	Alexis WALKER	JR	5,409	4/16/14	2.5	0.00	2.50
Team Total								40.60

50



Georgetown

BIG EAST Conference

▲ 8

Event	Scrd As	Athlete	Yr	Scored Mark	Date	Pl. Pts.	Bonus	TOTAL
Scored bests come from CURRENT season								
100	35	Amanda KIMBERS	SR	11.45w (3.7)	5/9/14	0.45	0.00	0.45
800	8	Sabrina SOUTHERLAND	FR	2:04.21	5/9/14	16	0.93	16.93
800	10	Andrea KEKLAK	JR	2:04.36	5/4/14	12	0.82	12.82
800	39	Becca DELOACHE	JR	2:06.32	5/4/14	0.275	0.00	0.28
1500	13	Rachel SCHNEIDER	SR	4:17.04	5/4/14	8	0.61	8.61
1500	39	Hannah NECZYPOR	JR	4:21.66	5/2/14	0.275	0.00	0.28
1500	42	Rachel PAUL	FR	4:21.86	5/9/14	0.2	0.00	0.20
1500	47	Kelsey SMITH	JR	4:22.43	5/9/14	0.075	0.00	0.08
5000	41	Samantha NADEL	SO	16:09.76	5/16/14	0.225	0.00	0.22
5000	46	Haley PIERCE	FR	16:11.66	4/17/14	0.1	0.00	0.10
400H	47	Deseree KING	JR	58.79	5/9/14	0.075	0.00	0.08
Team Total								40.03

"Scrd As", short for "Scored As", Standing used for place points portion of performance's score combining preseason data (when applied) to current season data

Numbers in BLACK are both the performance's actual NCAA rank AND "scored as" rank Numbers in RED indicate actual NCAA rank does not exist or is worse than "scored as" rank Numbers in BLUE indicate actual NCAA rank is better than "scored as" rank

USTFCCCA Non-Member

Non-Member Schools Will NOT be ranked, beginning Week 2



# USTFCCCA NCAA Division I National Team Computer Rankings

as of 5/23/2014 10:43:26 AM

## 2014 Outdoor Track & Field, Week #8

Only those who score >0.01 pts are shown  
D denotes multiple-event rule in affect

### WOMEN

51



**Cornell**  
Ivy League

▲ 3

Event	Scrd As	Athlete	Yr	Scored Mark	Date	Pl. Pts.	Bonus	TOTAL
Scored bests come from CURRENT season								
400	38	Udeme AKPAETE	SO	53.24	5/10/14	0.3	0.00	0.30
Steeple	2	Rachel SORNA	SR	9:43.48	4/16/14	28	5.22	33.22
5000	18	Rachel SORNA	SR	15:54.31	4/4/14	4	0.00	4.00
10k	33	Devin MCMAHON	SR	34:05.46	4/4/14	0.55	0.00	0.55
4x400	24	Kollesuah, Wilkinson, Airewele, Akpaete		3:35.50	5/16/14	1	0.32	1.32
Team Total								39.39

52



**Iona**  
Metro Atlantic Athletic Conference

▼ 12

Event	Scrd As	Athlete	Yr	Scored Mark	Date	Pl. Pts.	Bonus	TOTAL
Scored bests come from CURRENT season								
Steeple	13	Maya REHBERG	FR	10:07.61	4/17/14	8	0.35	8.35
5000	3	Kate AVERY	SO	15:27.90	4/4/14	26	3.57	29.57
Team Total								37.92

53



**Colorado State**  
Mountain West Conference

unch

Event	Scrd As	Athlete	Yr	Scored Mark		Date	Pl. Pts.	Bonus	TOTAL
Scored bests come from CURRENT season									
► SP	26	Jessica SHARBONO	SR	16.16m	53-¾	4/4/14	0.9	0.00	0.90
► SP	31	Aaliyah PETE	FR	16.07m	52-8¾	5/14/14	0.65	0.00	0.65
► DISC	4	Jessica SHARBONO	SR	58.86m	193-1	5/14/14	24	2.94	26.94
► DISC	30	Aaliyah PETE	FR	53.78m	176-5	5/14/14	0.7	0.00	0.70
► DISC	31	Kiah HICKS	JR	53.74m	176-3	5/3/14	0.65	0.00	0.65
► HT	14	Kiah HICKS	JR	62.85m	206-2	5/14/14	7	0.00	7.00
Team Total								36.84	

54



**Purdue**  
Big Ten Conference

▲ 1

Event	Scrd As	Athlete	Yr	Scored Mark		Date	Pl. Pts.	Bonus	TOTAL
Scored bests come from CURRENT season									
▶ 800	16	Kari SHOOLBRAID	JR	2:04.66		4/19/14	5	0.59	5.59
▶ 800	21	Bre'Anna SMITH	SR	2:05.18		5/16/14	2.5	0.21	2.71
▶ Steeple	14	Blair DONEY	SR	10:08.23		4/23/14	7	0.25	7.25
▶ 100H	28	Ciana TABB	SR	13.34	(1.4)	5/16/14	0.8	0.00	0.80
▶ 4x400	19	Morrison, Jones, Shoolbraid, Smith		3:34.81		5/16/14	3.5	0.42	3.92
▶ PV	45	Jessica HARTER	JR	4.08m	13-4½	5/16/14	0.125	0.00	0.13
▶ LJ	26	Nikki NUNN	SR	6.26mw	20-6½ (3.5)	5/2/14	0.9	0.00	0.90
▶ TJ	33	Cierra BROWN	SO	12.91m	42-4½ (1.3)	5/16/14	0.55	0.00	0.55
▶ SP	10	Dani BUNCH	SR	17.16m	56-3½	4/23/14	12	0.78	12.78
Team Total								34.63	

55



**Bowling Green**  
Mid-American Conference

▲ 1

Event	Scrd As	Athlete	Yr	Scored Mark	Date	Pl. Pts.	Bonus	TOTAL
Scored bests come from CURRENT season								
▶ HT	2	Brooke PLEGER	JR	67.97m	223-0	5/9/14	28	5.50
Team Total								33.50

56



**Dartmouth**  
Ivy League

▼ 5

Event	Scrd As	Athlete	Yr	Scored Mark	Date	Pl. Pts.	Bonus	TOTAL
Scored bests come from CURRENT season								
▶ 800	29	Megan KRUMPOCH	SR	2:05.90	5/16/14	0.75	0.00	0.75
▶ Steeple	31	Sarah DELOZIER	JR	10:16.38	4/16/14	0.65	0.00	0.65
▶ 5000	4	Abbey D'AGOSTINO	SR	15:30.93	4/17/14	24	2.81	26.81
▶ 5000	17	Dana GIORDANO	SO	15:53.96	4/17/14	4.5	0.00	4.50
▶ HJ	37	Kaitlin WHITEHORN	SO	1.78m	5-10 5/10/14	0.35	0.00	0.35
Team Total								33.06

"Scrd As", short for "Scored As", Standing used for place points portion of performance's score combining preseason data (when applied) to current season data

Numbers in BLACK are both the performance's actual NCAA rank AND "scored as" rank Numbers in RED indicate actual NCAA rank does not exist or is worse than "scored as" rank Numbers in BLUE indicate actual NCAA rank is better than "scored as" rank

USTFCCCA Non-Member

Non-Member Schools Will NOT be ranked, beginning Week 2



# USTFCCCA NCAA Division I National Team Computer Rankings

as of 5/23/2014 10:43:26 AM

## 2014 Outdoor Track & Field, Week #8

Only those who score >0.01 pts are shown  
D denotes multiple-event rule in affect

### WOMEN

# 57

## Tennessee

Southeastern Conference

▲ **10**

Event	Scrd As	Athlete	Yr	Scored Mark	Date	Pl. Pts.	Bonus	TOTAL
Scored bests come from CURRENT season								
100	41	Emily YARNELL	SO	11.47w (2.5)	4/10/14	0.225	0.00	0.22
200	15	Felicia BROWN	SO	23.10w (2.8)	4/10/14	6	0.00	6.00
200	30	Felecia MAJORS	FR	23.36w (2.7)	4/10/14	0.7	0.00	0.70
200	33	Emily YARNELL	SO	23.38w (2.7)	4/10/14	0.55	0.00	0.55
400	34	Felecia MAJORS	FR	53.12	4/3/14	0.5	0.00	0.50
800	19	Alexis PANISSE	SO	2:05.04	5/15/14	3.5	0.31	3.81
800	35	Kianna RUFF	SR	2:06.13	5/15/14	0.45	0.00	0.45
10k	9	Chelsea BLAASE	FR	33:13.94	4/4/14	14	0.68	14.68
4x400	40	Brown, Majors, Ruff, Jackson		3:37.53	4/3/14	0.25	0.02	0.27
PV	49	Erin CHAMPION	JR	4.05m 13-3½	4/3/14	0.025	0.00	0.03
PV	49	Linda HADFIELD	SR	4.05m 13-3½	4/3/14	0.025	0.00	0.03
TJ	28	Allison OUTERBRIDGE	SR	12.98mw 42-7 (2.2)	4/10/14	0.8	0.00	0.80
SP	19	Cassie WERTMAN	SO	16.41m 53-10½	4/3/14	3.5	0.00	3.50
SP	39	Aslynn HALVORSON	SR	15.99m 52-5½	5/15/14	0.275	0.00	0.28
<b>Team Total</b>								<b>31.81</b>

# 58

## Boston University

Patriot League

▼ **11**

Event	Scrd As	Athlete	Yr	Scored Mark	Date	Pl. Pts.	Bonus	TOTAL
Scored bests come from CURRENT season								
HJ	3	Allison BARWISE	SR	1.89m 6-2¼	5/2/14	26	4.78	30.78
LJ	38	Nikko BRADY	SR	6.21m 20-4½ (0.0)	4/24/14	0.3	0.00	0.30
<b>Team Total</b>								<b>31.08</b>

# 59

## Eastern Michigan

Mid-American Conference

▲ **unch**

Event	Scrd As	Athlete	Yr	Scored Mark	Date	Pl. Pts.	Bonus	TOTAL
Scored bests come from CURRENT season								
Steeple	10	Victoria VORONKO	JR	10:05.94	5/15/14	12	0.60	12.60
HJ	13	Kate WOLANIN	JR	1.82m 5-11½	5/15/14	8	0.00	8.00
HEPT	11	Sarah CHAUCHARD	SR	5,574	5/15/14	10	0.08	10.08
<b>Team Total</b>								<b>30.68</b>

# 60

## William and Mary

Colonial Athletic Association

▼ **3**

Event	Scrd As	Athlete	Yr	Scored Mark	Date	Pl. Pts.	Bonus	TOTAL
Scored bests come from CURRENT season								
10k	5	Emily STITES	SO	32:41.55	4/17/14	22	2.79	24.79
10k	17	Elaina BALOURIS	SR	33:31.59	4/17/14	4.5	0.00	4.50
<b>Team Total</b>								<b>29.29</b>

# 61

## Indiana State

Missouri Valley Conference

▲ **1**

Event	Scrd As	Athlete	Yr	Scored Mark	Date	Pl. Pts.	Bonus	TOTAL
Scored bests come from CURRENT season								
100	12	Katie WISE	SO	11.23 (1.7)	5/16/14	9	0.52	9.52
200	13	Katie WISE	SO	23.06 (1.2)	5/16/14	8	0.17	8.17
4x100	25	Camble, Wise, Marrero, Obasih		44.76	5/9/14	0.95	0.26	1.21
PV	19	Kimyanna RUDOLPH	SO	4.20m 13-9¾	4/3/14	3.5	0.00	3.50
TJ	46	Carmelia STEWART	JR	12.79m 41-11½ (0.1)	4/3/14	0.1	0.00	0.10
SP	16	Mary THEISEN	SR	16.74m 54-11¾	4/12/14	5	0.00	5.00
DISC	29	Mary THEISEN	SR	53.82m 176-7	4/18/14	0.75	0.00	0.75
<b>Team Total</b>								<b>28.26</b>

# 62

## Marshall

Conference USA

▼ **1**

Event	Scrd As	Athlete	Yr	Scored Mark	Date	Pl. Pts.	Bonus	TOTAL
Scored bests come from CURRENT season								
TJ	4	Jasia RICHARDSON	SR	13.56mw 44-6 (4.0)	4/11/14	24	3.43	27.43
<b>Team Total</b>								<b>27.43</b>

# 63

## Providence

BIG EAST Conference

▲ **1**

Event	Scrd As	Athlete	Yr	Scored Mark	Date	Pl. Pts.	Bonus	TOTAL
Scored bests come from CURRENT season								
5000	5	Sarah COLLINS	SO	15:31.03	4/4/14	22	2.79	24.79
5000	21	Laura NAGEL	JR	15:58.33	5/4/14	2.5	0.00	2.50
<b>Team Total</b>								<b>27.29</b>

"Scrd As", short for "Scored As", Standing used for place points portion of performance's score combining preseason data (when applied) to current season data

Numbers in BLACK are both the performance's actual NCAA rank AND "scored as" rank Numbers in RED indicate actual NCAA rank does not exist or is worse than "scored as" rank Numbers in BLUE indicate actual NCAA rank is better than "scored as" rank

USTFCCCA Non-Member

Non-Member Schools Will NOT be ranked, beginning Week 2





## 2014 Outdoor Track &amp; Field, Week #8

Only those who score >0.01 pts are shown  
D denotes multiple-event rule in affect

## WOMEN

64



Houston

American Athletic Conference

▼ 1

Event	Scrd As	Athlete	Yr	Scored Mark	Date	Pl. Pts.	Bonus	TOTAL
Scored bests come from CURRENT season								
200	38	Ngozi ONWUMERE	SR	23.43 (0.9)	5/16/14	0.3	0.00	0.30
400	43	Brittany WALLACE	SR	53.34	5/2/14	0.175	0.00	0.17
100H	19	Sade Mariah GREENIDGE	JR	13.17w (3.9)	4/12/14	3.5	0.00	3.50
400H	23	Sade Mariah GREENIDGE	JR	57.90	5/2/14	1.5	0.00	1.50
4x100	10	Carter, Brewer, Perkins, Onwumere		44.22	3/26/14	12	0.93	12.93
4x400	21	Wallace, Onwumere, Young, Moody		3:34.95	4/24/14	2.5	0.40	2.90
PV	17	Karley KING	SR	4.21m 13-9½	4/26/14	4.5	0.00	4.50
Team Total								25.80

65



Southern Utah

Big Sky Conference

▼ 5

Event	Scrd As	Athlete	Yr	Scored Mark	Date	Pl. Pts.	Bonus	TOTAL
Scored bests come from CURRENT season								
SP	22	Kayla KOVAR	SR	16.36m 53-8½	3/7/14	2	0.00	2.00
DISC	23	Kayla KOVAR	SR	54.27m 178-0	3/27/14	1.5	0.00	1.50
HT	6	Kayla KOVAR	SR	66.08m 216-9	4/17/14	20	2.05	22.05
Team Total								25.55

66



Louisiana Tech

Conference USA

unch

Event	Scrd As	Athlete	Yr	Scored Mark	Date	Pl. Pts.	Bonus	TOTAL
Scored bests come from CURRENT season								
100H	12	Kim FRANCIS	SR	13.02 (1.9)	4/19/14	9	0.00	9.00
4x100	24	Francis, Blount, Walker, Craddock		44.68	5/15/14	1	0.32	1.32
4x400	39	Craddock, Blount, Henderson, Bailey		3:37.46	3/26/14	0.275	0.03	0.31
HJ	37	Chloe LAUTRIC	FR	1.78m 5-10	3/26/14	0.35	0.00	0.35
LJ	10	Charla CRADDOCK	JR	6.37m 20-10½ (-1.8)	5/15/14	12	0.89	12.89
Team Total								23.87

67



Northern Arizona

Big Sky Conference

▼ 2

Event	Scrd As	Athlete	Yr	Scored Mark	Date	Pl. Pts.	Bonus	TOTAL
Scored bests come from CURRENT season								
5000	43	Melanie TOWNSEND	SO	16:10.30	4/4/14	0.175	0.00	0.17
400H	49	Ashley TAYLOR	FR	58.83	4/11/14	0.025	0.00	0.03
HJ	37	Lauren LASZCZAK	SR	1.78m 5-10	3/26/14	0.35	0.00	0.35
DISC	11	Julia VIBERG	SO	56.13m 184-2	5/3/14	10	0.00	10.00
HT	10	Lauren STUART	SR	64.55m 211-9	3/26/14	12	0.33	12.33
HT	42	Brooke ANDERSEN	FR	59.37m 194-9	5/14/14	0.2	0.00	0.20
JAV	37	Kylene KNUTSEN	SO	48.90m 160-5	3/26/14	0.35	0.00	0.35
Team Total								23.43

68



Wisconsin

Big Ten Conference

▲ 15

Event	Scrd As	Athlete	Yr	Scored Mark	Date	Pl. Pts.	Bonus	TOTAL
Scored bests come from CURRENT season								
1500	7	Molly HANSON	SO	4:15.55	5/16/14	18	1.40	19.40
1500	33	Sarah DISANZA	FR	4:20.72	5/16/14	0.55	0.00	0.55
10k	30	Emma-Lisa MURPHY	FR	34:00.02	5/16/14	0.7	0.00	0.70
JAV	32	Brianna BOWER	SO	49.95m 163-10	5/16/14	0.6	0.00	0.60
HEPT	22	Georgia ELLENWOOD	FR	5,400	4/10/14	2	0.00	2.00
Team Total								23.25

69



Rice

Conference USA

▼ 1

Event	Scrd As	Athlete	Yr	Scored Mark	Date	Pl. Pts.	Bonus	TOTAL
Scored bests come from CURRENT season								
Steeple	19	Heather OLSON	SR	10:09.87	5/15/14	3.5	0.01	3.51
10k	47	Cali ROPER	FR	34:18.42	4/17/14	0.075	0.00	0.08
PV	17	Mckenzie JOHNSON	SO	4.21m 13-9½	4/26/14	4.5	0.00	4.50
SP	9	Claire UKE	JR	17.18m 56-4½	5/15/14	14	0.89	14.89
DISC	43	Claire UKE	JR	52.62m 172-7	5/15/14	0.175	0.00	0.17
Team Total								23.15

"Scrd As", short for "Scored As", Standing used for place points portion of performance's score combining preseason data (when applied) to current season data

Numbers in BLACK are both the performance's actual NCAA rank AND "scored as" rank Numbers in RED indicate actual NCAA rank does not exist or is worse than "scored as" rank Numbers in BLUE indicate actual NCAA rank is better than "scored as" rank

USTFCCCA Non-Member

Non-Member Schools Will NOT be ranked, beginning Week 2





# USTFCCCA NCAA Division I National Team Computer Rankings

as of 5/23/2014 10:43:27 AM

## 2014 Outdoor Track & Field, Week #8

Only those who score >0.01 pts are shown  
D denotes multiple-event rule in affect

### WOMEN

# 70



## Clemson

### Atlantic Coast Conference

# ▼ 1

Event	Scrd As	Athlete	Yr	Scored Mark	Date	Pl. Pts.	Bonus	TOTAL
Scored bests come from CURRENT season								
▶ 400	17	Marlena WESH	SR	52.44	5/9/14	4.5	0.08	4.58
▶ 400	32	Olivia JAMES	FR	53.02	5/9/14	0.6	0.00	0.60
▶ 4x400	13	James, Fluker, Fountain, Wesh		3:32.87	5/16/14	8	0.77	8.77
▶ HJ	18	Mimi LAND	SO	1.81m	5-11½	4	0.00	4.00
▶ LJ	22	Whitney FOUNTAIN	JR	6.27m	20-7 (0.0)	2	0.00	2.00
▶ TJ	22	Whitney FOUNTAIN	JR	13.03m	42-9 (1.8)	2	0.00	2.00
▶ TJ	25	Mimi LAND	SO	13.00mw	42-8 (2.6)	0.95	0.00	0.95

**Team Total 22.91**

# 71



## TCU

### Big 12 Conference

# ▼ 1

Event	Scrd As	Athlete	Yr	Scored Mark		Date	Pl. Pts.	Bonus	TOTAL
Scored bests come from CURRENT season									
▶ 200	45	Veronica JONES	SR	23.54	(1.6)	3/20/14	0.125	0.00	0.13
▶ 400	31	Briyanni THOMAS	SR	52.97cA	52.86	5/16/14	0.65	0.00	0.65
▶ 1500	43	Patricia TERRY	SR	4:21.91		3/26/14	0.175	0.00	0.17
▶ 4x100	31	Paiement, Moore, Jones, Ugen		44.92		3/20/14	0.65	0.15	0.80
▶ 4x400	41	Terry, Jones, Peters, Thomas		3:37.89		3/26/14	0.225	0.00	0.23
▶ LJ	12	Lorraine UGEN	SR	6.35m	20-10 (0.0)	4/3/14	9	0.56	9.56
▶ SP	18	Megan SMITH	JR	16.44m	53-11½	5/16/14	4	0.00	4.00
▶ DISC	14	Megan SMITH	JR	55.24m	181-3	4/12/14	7	0.00	7.00

**Team Total 22.53**

# 72



## Miami (Ohio)

### Mid-American Conference

# ▼ 1

Event	Scrd As	Athlete	Yr	Scored Mark	Date	Pl. Pts.	Bonus	TOTAL	
Scored bests come from CURRENT season									
▶ JAV	6	Victoria PATERRA	SR	55.91m	183-5	5/15/14	20	1.88	21.88

**Team Total 21.88**

# 73



## Ohio State

### Big Ten Conference

# ▲ 1

Event	Scrd As	Athlete	Yr	Scored Mark		Date	Pl. Pts.	Bonus	TOTAL
Scored bests come from CURRENT season									
▶ 100	24	Ashlee ABRAHAM	SR	11.38	(1.5)	4/5/14	1	0.00	1.00
▶ 200	28	Ashlee ABRAHAM	SR	23.33w	(2.1)	4/5/14	0.8	0.00	0.80
▶ 400	33	Sonikqua WALKER	SO	53.10		5/16/14	0.55	0.00	0.55
▶ 400	43	Aaliyah BARNES	FR	53.34		3/28/14	0.175	0.00	0.17
▶ 800	20	Katie BORCHERS	JR	2:05.17		5/16/14	3	0.22	3.22
▶ 100H	33	Alexandria JOHNSON	JR	13.37	(1.4)	5/16/14	0.55	0.00	0.55
▶ 100H	43	Alexis FRANKLIN	SO	13.43	(1.4)	5/16/14	0.175	0.00	0.17
▶ 400H	11	Alexis FRANKLIN	SO	57.06		5/16/14	10	0.54	10.54
▶ 4x100	19	Everson, Abraham, Barnes, Pedro		44.52		4/23/14	3.5	0.49	3.99

**Team Total 21.00**

# 74



## South Carolina

### Southeastern Conference

# ▼ 2

Event	Scrd As	Athlete	Yr	Scored Mark		Date	Pl. Pts.	Bonus	TOTAL
Scored bests come from CURRENT season									
▶ 100	47	Ahty JOHNSON	JR	11.50	(1.0)	5/10/14	0.075	0.00	0.08
▶ 200	44	Ahty JOHNSON	JR	23.51	(1.8)	4/11/14	0.15	0.00	0.15
▶ 400	29	Precious HOLMES	FR	52.89		3/20/14	0.75	0.00	0.75
▶ 100H	42	Chalese DAVIS	SO	13.42w	(2.4)	3/28/14	0.2	0.00	0.20
▶ 400H	19	Tyler BROCKINGTON	SO	57.74		5/15/14	3.5	0.00	3.50
▶ 400H	41	Tamera HARRIS	JR	58.58		4/3/14	0.225	0.00	0.22
▶ 4x100	16	Brockington, Harris, Bandy, Johnson		44.50		5/15/14	5	0.52	5.52
▶ 4x400	23	Johnson, Haith, Brockington, Harris		3:35.49		5/15/14	1.5	0.32	1.82
▶ HJ	37	Sarah GRAHAM	SO	1.78m	5-10	5/15/14	0.35	0.00	0.35
▶ PV	14	Petra OLSEN	SR	4.26m	13-11½	3/28/14	7	0.06	7.06

**Team Total 19.65**

"Scrd As", short for "Scored As", Standing used for place points portion of performance's score combining preseason data (when applied) to current season data

Numbers in BLACK are both the performance's actual NCAA rank AND "scored as" rank Numbers in RED indicate actual NCAA rank does not exist or is worse than "scored as" rank Numbers in BLUE indicate actual NCAA rank is better than "scored as" rank

USTFCCCA Non-Member

Non-Member Schools Will NOT be ranked, beginning Week 2



# USTFCCCA NCAA Division I National Team Computer Rankings

as of 5/23/2014 10:43:27 AM

## 2014 Outdoor Track & Field, Week #8

Only those who score >0.01 pts are shown  
D denotes multiple-event rule in affect

### WOMEN

# 75



## Cincinnati

### American Athletic Conference

# ▼ 2

Event	Scrd As	Athlete	Yr	Scored Mark	Date	Pl. Pts.	Bonus	TOTAL
Scored bests come from CURRENT season								
400	41	Kenya WOODALL	SO	53.26	5/16/14	0.225	0.00	0.22
HJ	7	Erika HURD	SO	1.84m 6-½	4/23/14	18	1.01	19.01
PV	43	Alyssa MCBRIDE	SO	4.10m 13-5¼	3/22/14	0.175	0.00	0.17
Team Total								19.41

# 76



## Butler

### BIG EAST Conference

# ▲ 14

Event	Scrd As	Athlete	Yr	Scored Mark	Date	Pl. Pts.	Bonus	TOTAL
Scored bests come from CURRENT season								
1500	12	Kirsty LEGG	SR	4:16.72	5/9/14	9	0.78	9.78
5000	12	Mara OLSON	JR	15:47.14	4/17/14	9	0.02	9.02
10k	40	Katie GOOD	JR	34:13.26	4/4/14	0.25	0.00	0.25
Team Total								19.05

# 77



## Columbia

### Ivy League

# ▲ 3

Event	Scrd As	Athlete	Yr	Scored Mark	Date	Pl. Pts.	Bonus	TOTAL
Scored bests come from CURRENT season								
800	44	Trina BILLS	SR	2:06.74	4/12/14	0.15	0.00	0.15
5000	8	Waverly NEER	JR	15:37.85	4/4/14	16	1.16	17.16
TJ	32	Nadia EKE	JR	12.92m 42-4¼ (0.0)	5/10/14	0.6	0.00	0.60
Team Total								17.91

# 78



## Virginia

### Atlantic Coast Conference

# ▲ 3

Event	Scrd As	Athlete	Yr	Scored Mark	Date	Pl. Pts.	Bonus	TOTAL
Scored bests come from CURRENT season								
400	19	Jordan LAVENDER	JR	52.48	4/17/14	3.5	0.01	3.51
800	18	Vanessa FABRIZIO	JR	2:04.77	4/17/14	4	0.51	4.51
5000	49	Maria HAUGER	FR	16:14.18	3/28/14	0.025	0.00	0.03
10k	43	Sarah FAKLER	FR	34:15.20	4/17/14	0.175	0.00	0.17
10k	45	Maria HAUGER	FR	34:16.28	5/9/14	0.125	0.00	0.13
4x100	40	Wright, Chaney, Lavender		45.19	3/22/14	0.25	0.00	0.25
4x400	28	Ezumah, Lavender, Fabrizio, Wright		3:35.74	4/17/14	0.8	0.28	1.08
LJ	20	Edy NDEM	SR	6.28mw 20-7¼ (2.2)	5/16/14	3	0.00	3.00
TJ	16	Dallas ROSE	SR	13.12m 43-½ (1.9)	5/9/14	5	0.19	5.19
Team Total								17.87

# 79



## Coppin State

### Mid-Eastern Athletic Conference

# ▼ 4

Event	Scrd As	Athlete	Yr	Scored Mark	Date	Pl. Pts.	Bonus	TOTAL
Scored bests come from CURRENT season								
HJ	10	Deandra DANIEL	SO	1.83m 6-0	4/18/14	12	0.46	12.46
TJ	16	Christina EPPS	SR	13.12m 43-½ (0.1)	5/16/14	5	0.19	5.19
Team Total								17.65

# 80



## George Mason

### Atlantic 10 Conference

# ▼ 3

Event	Scrd As	Athlete	Yr	Scored Mark	Date	Pl. Pts.	Bonus	TOTAL
Scored bests come from CURRENT season								
100H	39	Shavon BRISCOE	JR	13.40 (0.8)	5/3/14	0.275	0.00	0.28
4x400	38	Williams, Graham, Briscoe, Barron		3:36.88	4/3/14	0.3	0.12	0.42
PV	8	Mandissa MARSHALL	SR	4.30m 14-1¼	4/24/14	16	0.79	16.79
Team Total								17.48

"Scrd As", short for "Scored As", Standing used for place points portion of performance's score combining preseason data (when applied) to current season data

Numbers in BLACK are both the performance's actual NCAA rank AND "scored as" rank Numbers in RED indicate actual NCAA rank does not exist or is worse than "scored as" rank Numbers in BLUE indicate actual NCAA rank is better than "scored as" rank

USTFCCCA Non-Member

Non-Member Schools Will NOT be ranked, beginning Week 2



## 2014 Outdoor Track &amp; Field, Week #8

Only those who score >0.01 pts are shown  
D denotes multiple-event rule in affect

## WOMEN

81



California

Pac-12 Conference

▲ 1

Event	Scrd As	Athlete	Yr	Scored Mark	Date	Pl. Pts.	Bonus	TOTAL
Scored bests come from CURRENT season								
▶ 1500	40	Sydney GRAY	JR	4:21.68	4/12/14	0.25	0.00	0.25
▶ 5000	15	Kelsey SANTISTEBAN	JR	15:52.94	5/4/14	6	0.00	6.00
▶ 10k	18	Kelsey SANTISTEBAN	JR	33:31.85	4/4/14	4	0.00	4.00
▶ LJ	35	Malaina PAYTON	SR	6.22m	20-5 (2.0) 4/5/14	0.45	0.00	0.45
▶ HT	15	Shelby ASHE	SO	62.82m	206-1 5/17/14	6	0.00	6.00
Team Total								16.70

82



Connecticut

American Athletic Conference

▼ 4

Event	Scrd As	Athlete	Yr	Scored Mark	Date	Pl. Pts.	Bonus	TOTAL
Scored bests come from CURRENT season								
▶ 400	26	Celina EMERSON	SR	52.80	5/2/14	0.9	0.00	0.90
▶ 800	42	Brigitte MANIA	SR	2:06.70	5/2/14	0.2	0.00	0.20
▶ 800	49	Faith DISMUKE	JR	2:06.90	5/2/14	0.025	0.00	0.03
▶ 4x100	44	Anderson, Emerson, Smith-Jenkins, Joseph		45.23	5/16/14	0.15	0.00	0.15
▶ 4x400	11	Emerson, Dismuke, Smith-Jenkins, Joseph		3:32.83	5/2/14	10	0.79	10.79
▶ TJ	18	Odrine BELOT	SO	13.11m	43-¾ (1.8) 5/16/14	4	0.13	4.13
Team Total								16.19

83



Syracuse

Atlantic Coast Conference

▼ 4

Event	Scrd As	Athlete	Yr	Scored Mark	Date	Pl. Pts.	Bonus	TOTAL
Scored bests come from CURRENT season								
▶ 400	46	Rebecca ROBINSON	SO	53.40	5/2/14	0.1	0.00	0.10
▶ 10k	10	Margo MALONE	SO	33:15.02	4/17/14	12	0.62	12.62
▶ 10k	21	Sarah PAGANO	SR	33:42.14	4/17/14	2.5	0.00	2.50
Team Total								15.22

84



Villanova

BIG EAST Conference

▲ 11

Event	Scrd As	Athlete	Yr	Scored Mark	Date	Pl. Pts.	Bonus	TOTAL
Scored bests come from CURRENT season								
▶ 800	15	Nicky AKANDE	SR	2:04.56	5/9/14	6	0.67	6.67
▶ 1500	16	Angel PICCIRILLO	SO	4:17.63	5/9/14	5	0.30	5.30
▶ 1500	25	Kelsey MARGEY	SO	4:18.83	5/9/14	0.95	0.00	0.95
▶ 1500	26	Stephanie SCHAPPERT	JR	4:19.50	5/9/14	0.9	0.00	0.90
▶ 1500	30	Emily LIPARI	SR	4:20.35	4/4/14	0.7	0.00	0.70
Team Total								14.52

85



Iowa

Big Ten Conference

unch

Event	Scrd As	Athlete	Yr	Scored Mark	Date	Pl. Pts.	Bonus	TOTAL
Scored bests come from CURRENT season								
▶ 200	39	Brittany BROWN	FR	23.45 (-0.3)	5/16/14	0.275	0.00	0.28
▶ 400	22	Elexis GUSTER	FR	52.77	5/16/14	2	0.00	2.00
▶ 400H	20	Montayla HOLDER	SO	57.81	5/16/14	3	0.00	3.00
▶ 4x100	18	Kwaza, Guster, Hernandez, Brown		44.51	4/23/14	4	0.51	4.51
▶ 4x400	20	Guster, Hernandez, Holder, Kwaza		3:34.83	4/4/14	3	0.42	3.42
▶ LJ	42	Zinnia MILLER	SR	6.20m	20-4¼ (0.4) 5/16/14	0.2	0.00	0.20
▶ TJ	41	Zinnia MILLER	SR	12.81m	42-½ (2.0) 5/16/14	0.225	0.00	0.22
▶ HT	31	Annemie SMITH	JR	60.38m	198-1 3/28/14	0.65	0.00	0.65
Team Total								14.27

86



Utah

Pac-12 Conference

▲ 10

Event	Scrd As	Athlete	Yr	Scored Mark	Date	Pl. Pts.	Bonus	TOTAL
Scored bests come from CURRENT season								
▶ 800	17	Rosalie WALLER	SR	2:04.71	4/23/14	4.5	0.56	5.06
▶ 800	28	Ali EISENBEISS	JR	2:05.84	4/23/14	0.8	0.00	0.80
▶ 5000	32	Susannah HURST	JR	16:06.31	4/17/14	0.6	0.00	0.60
▶ 5000	37	Rebekah WINTERTON	JR	16:08.24	4/4/14	0.35	0.00	0.35
▶ 10k	16	Rebekah WINTERTON	JR	33:28.43	4/17/14	5	0.00	5.00
▶ 10k	28	Susannah HURST	JR	33:55.98	4/4/14	0.8	0.00	0.80
▶ HT	28	Aoife HICKEY	JR	60.88m	199-9 4/23/14	0.8	0.00	0.80
▶ HT	41	Ilse KAAJA	FR	59.46m	195-1 5/17/14	0.225	0.00	0.22
Team Total								13.63

"Scrd As", short for "Scored As", Standing used for place points portion of performance's score combining preseason data (when applied) to current season data

Numbers in BLACK are both the performance's actual NCAA rank AND "scored as" rank Numbers in RED indicate actual NCAA rank does not exist or is worse than "scored as" rank Numbers in BLUE indicate actual NCAA rank is better than "scored as" rank

USTFCCCA Non-Member

Non-Member Schools Will NOT be ranked, beginning Week 2



# USTFCCCA NCAA Division I National Team Computer Rankings

as of 5/23/2014 10:43:28 AM

## 2014 Outdoor Track & Field, Week #8

Only those who score >0.01 pts are shown  
D denotes multiple-event rule in affect

### WOMEN

# 87



## Minnesota

### Big Ten Conference

# ▼11

Event	Scrd As	Athlete	Yr	Scored Mark	Date	Pl. Pts.	Bonus	TOTAL
-------	---------	---------	----	-------------	------	----------	-------	-------

#### Scored bests come from CURRENT season

▶ Steeple	26	Kelli BUDD	SR	10:14.53	4/23/14	0.9	0.00	0.90	
▶ Steeple	44	Katie MORACZEWSKI	SR	10:19.51	4/4/14	0.15	0.00	0.15	
▶ 10k	39	Liz BERKHOLTZ	SO	34:12.67	4/4/14	0.275	0.00	0.28	
▶ 4x100	45	Omeoga, Geyen, Waldvogel, Hawkins		45.29	4/11/14	0.125	0.00	0.13	
▶ 4x400	22	Markland, Waldvogel, Adderly, Geyen		3:35.07	5/16/14	2	0.38	2.38	
▶ HT	35	Devin STANFORD	JR	59.92m	196-7	4/11/14	0.45	0.00	0.45
▶ JAV	12	Nicolle MURPHY	FR	53.58m	175-9	5/16/14	9	0.00	9.00

**Team Total 13.28**

# 88



## North Carolina

### Atlantic Coast Conference

# ▲3

Event	Scrd As	Athlete	Yr	Scored Mark	Date	Pl. Pts.	Bonus	TOTAL
-------	---------	---------	----	-------------	------	----------	-------	-------

#### Scored bests come from CURRENT season

▶ 1500	19	Elizabeth WHELAN	SO	4:18.00		4/4/14	3.5	0.11	3.61
▶ 1500	45	Karley REMPEL	SO	4:21.95		4/3/14	0.125	0.00	0.13
▶ 5000	33	Annie LEHARDY	JR	16:06.83		5/4/14	0.55	0.00	0.55
▶ HJ	37	Emily GODWIN	FR	1.78m	5-10	4/17/14	0.35	0.00	0.35
▶ PV	23	Cameron OVERSTREET	JR	4.18m	13-8½	4/17/14	1.5	0.00	1.50
▶ PV	45	Caroline BRAILSFORD	FR	4.08m	13-4½	5/16/14	0.125	0.00	0.13
▶ LJ	47	Xenia RAHN	JR	6.18m	20-3½ (0.0)	5/16/14	0.075	0.00	0.08
▶ TJ	36	Tristine JOHNSON	SR	12.86m	42-2¼ (0.0)	4/3/14	0.4	0.00	0.40
▶ SP	23	Sarah HOWARD	SO	16.29m	53-5½	5/9/14	1.5	0.00	1.50
▶ HEPT	16	Xenia RAHN	JR	5,523		3/26/14	5	0.00	5.00

**Team Total 13.23**

# 89



## South Alabama

### Sun Belt Conference

# ▼5

Event	Scrd As	Athlete	Yr	Scored Mark	Date	Pl. Pts.	Bonus	TOTAL
-------	---------	---------	----	-------------	------	----------	-------	-------

#### Scored bests come from CURRENT season

▶ TJ	10	Kaitlyn BEANS	FR	13.19mw	43-3¼ (2.2)	5/9/14	12	0.60	12.60
▶ HT	36	Bobbie WILLIAMSON	SR	59.79m	196-2	4/18/14	0.4	0.00	0.40
▶ JAV	41	Leah HIXON	SR	48.42m	158-10	3/14/14	0.225	0.00	0.22

**Team Total 13.22**

# 90



## UC Davis

### Big West Conference

# ▼1

Event	Scrd As	Athlete	Yr	Scored Mark	Date	Pl. Pts.	Bonus	TOTAL
-------	---------	---------	----	-------------	------	----------	-------	-------

#### Scored bests come from CURRENT season

▶ 100	11	Ashley MARSHALL	JR	11.22w	(3.4)	5/2/14	10	0.64	10.64
▶ 200	28	Ashley MARSHALL	JR	23.33w	(3.8)	5/2/14	0.8	0.00	0.80
▶ 5000	29	Alycia CRIDEBRING	SR	16:03.90		5/4/14	0.75	0.00	0.75
▶ 4x100	36	Marshall, Miller, Nixon, Reed		45.02		5/2/14	0.4	0.08	0.48

**Team Total 12.67**

# 91



## SMU

### American Athletic Conference

# ▼5

Event	Scrd As	Athlete	Yr	Scored Mark	Date	Pl. Pts.	Bonus	TOTAL
-------	---------	---------	----	-------------	------	----------	-------	-------

#### Scored bests come from CURRENT season

▶ 100	35	Stephanie KALU	JR	11.45wcA	11.42 (2.6)	4/5/14	0.45	0.00	0.45
▶ Steeple	36	Tova MAGNUSSON	FR	10:17.84		5/2/14	0.4	0.00	0.40
▶ Steeple	42	Shanoah SOUZA	SO	10:18.74		5/2/14	0.2	0.00	0.20
▶ 5000	39	Agnes SJOSTROM	FR	16:09.28		5/2/14	0.275	0.00	0.28
▶ HJ	37	Lisa EGARTER	SR	1.78m	5-10	4/18/14	0.35	0.00	0.35
▶ SP	40	Helena PEREZ	SR	15.97m	52-4¼	5/2/14	0.25	0.00	0.25
▶ DISC	45	Rayann CHIN	JR	52.48m	172-2	4/18/14	0.125	0.00	0.13
▶ HT	22	Helena PEREZ	SR	61.34m	201-3	4/18/14	2	0.00	2.00
▶ JAV	21	Lucija CVITANOVIC	SO	50.63m	166-1	5/2/14	2.5	0.00	2.50
▶ HEPT	15	Lucija CVITANOVIC	SO	5,534		5/2/14	6	0.00	6.00

**Team Total 12.55**

"Scrd As", short for "Scored As", Standing used for place points portion of performance's score combining preseason data (when applied) to current season data

Numbers in BLACK are both the performance's actual NCAA rank AND "scored as" rank Numbers in RED indicate actual NCAA rank does not exist or is worse than "scored as" rank Numbers in BLUE indicate actual NCAA rank is better than "scored as" rank

USTFCCCA Non-Member

Non-Member Schools Will NOT be ranked, beginning Week 2



## 2014 Outdoor Track &amp; Field, Week #8

Only those who score >0.01 pts are shown  
D denotes multiple-event rule in affect

## WOMEN

92



Washington State

Pac-12 Conference

▼ 4

Event	Scrd As	Athlete	Yr	Scored Mark		Date	Pl. Pts.	Bonus	TOTAL
Scored bests come from CURRENT season									
▶ 800	26	Abby REGAN	JR	2:05.82		5/3/14	0.9	0.00	0.90
▶ 800	38	Courtney ZALUD	SR	2:06.30		5/3/14	0.3	0.00	0.30
▶ 1500	23	Ruby ROBERTS	SR	4:18.57		4/17/14	1.5	0.00	1.50
▶ 4x100	39	Logan, Keel, Ekelem, Darden		45.06		4/12/14	0.275	0.05	0.33
▶ HJ	13	Charlotte MUSCHAMP	JR	1.82m	5-11½	5/17/14	8	0.00	8.00
▶ PV	38	Kristine FELIX	SO	4.12m	13-6½	5/9/14	0.3	0.00	0.30
▶ TJ	38	Charlotte MUSCHAMP	JR	12.83mw	42-1¼ (3.6)	5/17/14	0.3	0.00	0.30
▶ JAV	38	Celena WARD	JR	48.65m	159-7	4/26/14	0.3	0.00	0.30
Team Total									11.93

93



Loyola Marymount

West Coast Conference

▲ 9

Event	Scrd As	Athlete	Yr	Scored Mark	Date	Pl. Pts.	Bonus	TOTAL
Scored bests come from CURRENT season								
5000	11	Sheree SHEA	SR	15:46.62	5/4/14	10	0.09	10.09
10k	26	Sheree SHEA	SR	33:55.73	4/17/14	0.9	0.00	0.90
Team Total								10.99

94



Coastal Carolina

Big South Conference

▼ 2

Event	Scrd As	Athlete	Yr	Scored Mark	Date	Pl. Pts.	Bonus	TOTAL
Scored bests come from CURRENT season								
400H	12	Jessica GELIBERT	SO	57.07	4/4/14	9	0.52	9.52
4x400	27	Gelibert, Hurley, Green, Simpson		3:35.73	4/24/14	0.85	0.28	1.13
Team Total								10.65

95



Wake Forest

Atlantic Coast Conference

▼ 8

Event	Scrd As	Athlete	Yr	Scored Mark		Date	Pl. Pts.	Bonus	TOTAL
Scored bests come from CURRENT season									
▶ HJ	37	Nyki CALDWELL	JR	1.78m	5-10	3/21/14	0.35	0.00	0.35
▶ PV	45	Sydney WHITE	SO	4.08m	13-4½	5/16/14	0.125	0.00	0.13
▶ JAV	11	Jessie MERCKLE	SO	53.94m	176-11	4/17/14	10	0.00	10.00
Team Total								10.47	

96



Tulsa

Conference USA

▲ 8

Event	Scrd As	Athlete	Yr	Scored Mark	Date	Pl. Pts.	Bonus	TOTAL
Scored bests come from CURRENT season								
400	36	Audrey JEAN-BAPTISTE	JR	53.23	5/15/14	0.4	0.00	0.40
800	12	Katherine CAMP	SR	2:04.49	5/4/14	9	0.72	9.72
Team Total								10.12

97



North Dakota State

The Summit League

▼ 3

Event	Scrd As	Athlete	Yr	Scored Mark		Date	Pl. Pts.	Bonus	TOTAL
Scored bests come from CURRENT season									
▶ 100	21	Antoinette GOODMAN	SR	11.36w	(3.9)	5/2/14	2.5	0.00	2.50
▶ 200	35	Antoinette GOODMAN	SR	23.39	(0.0)	5/15/14	0.45	0.00	0.45
▶ 400	28	Ashley TINGELSTAD	SR	52.87		4/17/14	0.8	0.00	0.80
▶ 800	30	Paige STRATIOTI	JR	2:05.94		4/4/14	0.7	0.00	0.70
▶ 4x400	17	Stratioti, Milbrath, Goodman, Tinglestad		3:34.56		4/23/14	4.5	0.46	4.96
▶ DISC	42	Katelyn WEIMERSKIRCH	FR	52.68m	172-10	5/9/14	0.2	0.00	0.20
▶ JAV	34	Sierra ROSENAU	SO	49.84m	163-6	5/15/14	0.5	0.00	0.50
Team Total									10.11

"Scrd As", short for "Scored As", Standing used for place points portion of performance's score combining preseason data (when applied) to current season data

Numbers in BLACK are both the performance's actual NCAA rank AND "scored as" rank Numbers in RED indicate actual NCAA rank does not exist or is worse than "scored as" rank Numbers in BLUE indicate actual NCAA rank is better than "scored as" rank

USTFCCCA Non-Member

Non-Member Schools Will NOT be ranked, beginning Week 2



# USTFCCCA NCAA Division I National Team Computer Rankings

## 2014 Outdoor Track & Field, Week #8

as of 5/23/2014 10:43:28 AM

Only those who score >0.01 pts are shown  
D denotes multiple-event rule in affect

### WOMEN

# 98

## Harvard

Ivy League

▼ **5**

Event	Scrd As	Athlete	Yr	Scored Mark	Date	Pl. Pts.	Bonus	TOTAL
Scored bests come from CURRENT season								
800	37	Erika VEIDIS	JR	2:06.23	5/10/14	0.35	0.00	0.35
1500	44	Molly RENFER	JR	4:21.93	5/10/14	0.15	0.00	0.15
5000	45	Morgan KELLY	SR	16:11.05	4/17/14	0.125	0.00	0.13
10k	38	Emily REESE	SR	34:11.97	4/24/14	0.3	0.00	0.30
400H	14	Jade MILLER	FR	57.32	5/16/14	7	0.06	7.06
400H	24	Autumne FRANKLIN	SO	57.91	5/16/14	1	0.00	1.00
4x400	37	Franklin, Miller, Modesett, Scott		3:36.83	4/24/14	0.35	0.12	0.47
SP	35	Nikki OKWELOGU	FR	16.03m	5/10/14	0.45	0.00	0.45
HT	45	Adabelle EKECHUKWU	SR	59.19m	5/16/14	0.125	0.00	0.13
JAV	48	Hannah MAYER	JR	48.15m	5/16/14	0.05	0.00	0.05
<b>Team Total</b>								<b>10.08</b>

# 99

## La Salle

Atlantic 10 Conference

▲ **4**

Event	Scrd As	Athlete	Yr	Scored Mark	Date	Pl. Pts.	Bonus	TOTAL
Scored bests come from CURRENT season								
5000	36	Meghan MCGLINCHEY	SR	16:07.32	4/24/14	0.4	0.00	0.40
10k	12	Meghan MCGLINCHEY	SR	33:15.95	4/4/14	9	0.56	9.56
<b>Team Total</b>								<b>9.96</b>

# 100

## Utah State

Mountain West Conference

▼ **3**

Event	Scrd As	Athlete	Yr	Scored Mark	Date	Pl. Pts.	Bonus	TOTAL
Scored bests come from CURRENT season								
HJ	25	Rachel ORR	SR	1.80m	3/28/14	0.95	0.00	0.95
HT	34	Keeley ELDREDGE	SR	60.00m	5/14/14	0.5	0.00	0.50
HEPT	13	Chari HAWKINS	JR	5,550	4/16/14	8	0.00	8.00
<b>Team Total</b>								<b>9.45</b>

# 101

## Montana

Big Sky Conference

▼ **3**

Event	Scrd As	Athlete	Yr	Scored Mark	Date	Pl. Pts.	Bonus	TOTAL
Scored bests come from CURRENT season								
400H	31	Kourtney DANREUTHER	SR	58.20cA	5/2/14	0.65	0.00	0.65
HT	45	Caitlin CARAWAY	JR	59.19m	5/9/14	0.125	0.00	0.13
JAV	35	Lindsey HALL	SR	49.26m	4/12/14	0.45	0.00	0.45
HEPT	13	Lindsey HALL	SR	5,550	4/16/14	8	0.00	8.00
<b>Team Total</b>								<b>9.22</b>

# 102

## Monmouth

Metro Atlantic Athletic Conference

▼ **1**

Event	Scrd As	Athlete	Yr	Scored Mark	Date	Pl. Pts.	Bonus	TOTAL	
Scored bests come from CURRENT season									
LJ	13	Mariah TOUSSAINT	SR	6.34m	20-9% (1.9)	4/18/14	8	0.39	8.39
JAV	29	Kelsey REESE	JR	50.08m	164-3	5/3/14	0.75	0.00	0.75
<b>Team Total</b>								<b>9.14</b>	

# 103

## Northern Iowa

Missouri Valley Conference

▼ **4**

Event	Scrd As	Athlete	Yr	Scored Mark	Date	Pl. Pts.	Bonus	TOTAL	
Scored bests come from CURRENT season									
PV	49	Libby TORRESANI	JR	4.05m	13-3½	4/23/14	0.025	0.00	0.03
HEPT	12	Paige KNODLE	JR	5,564		5/16/14	9	0.00	9.00
<b>Team Total</b>								<b>9.03</b>	

# 104

## Bethune-Cookman

Mid-Eastern Athletic Conference

▲ **3**

Event	Scrd As	Athlete	Yr	Scored Mark	Date	Pl. Pts.	Bonus	TOTAL	
Scored bests come from CURRENT season									
100	16	Tristie JOHNSON	SO	11.29	(0.9)	5/1/14	5	0.00	5.00
200	19	Tristie JOHNSON	SO	23.18w	(2.1)	4/26/14	3.5	0.00	3.50
<b>Team Total</b>								<b>8.50</b>	

"Scrd As", short for "Scored As", Standing used for place points portion of performance's score combining preseason data (when applied) to current season data

Numbers in BLACK are both the performance's actual NCAA rank AND "scored as" rank Numbers in RED indicate actual NCAA rank does not exist or is worse than "scored as" rank Numbers in BLUE indicate actual NCAA rank is better than "scored as" rank

USTFCCCA Non-Member

Non-Member Schools Will NOT be ranked, beginning Week 2





## 2014 Outdoor Track &amp; Field, Week #8

Only those who score >0.01 pts are shown  
D denotes multiple-event rule in affect

## WOMEN

105



Lafayette

Patriot League

▼ 5

Event	Scrd As	Athlete	Yr	Scored Mark	Date	Pl. Pts.	Bonus	TOTAL
-------	---------	---------	----	-------------	------	----------	-------	-------

Scored bests come from CURRENT season

▶ HT	13	Rachel PENA	SR	62.99m	206-8	4/16/14	8	0.00	8.00
------	----	-------------	----	--------	-------	---------	---	------	------

Team Total 8.00

106



Air Force

Mountain West Conference

▲ 10

Event	Scrd As	Athlete	Yr	Scored Mark	Date	Pl. Pts.	Bonus	TOTAL
-------	---------	---------	----	-------------	------	----------	-------	-------

Scored bests come from CURRENT season

▶ 800	14	Annette EICHENBERGER	SR	2:04.52		4/23/14	7	0.70	7.70
-------	----	----------------------	----	---------	--	---------	---	------	------

▶ TJ	47	Kassie GURNELL	SR	12.78m	41-11¼ (-0.9)	5/14/14	0.075	0.00	0.08
------	----	----------------	----	--------	---------------	---------	-------	------	------

▶ SP	48	Danielle TABB	JR	15.82m	51-11	5/9/14	0.05	0.00	0.05
------	----	---------------	----	--------	-------	--------	------	------	------

Team Total 7.82

107



Idaho

Western Athletic Conference

▲ 2

Event	Scrd As	Athlete	Yr	Scored Mark	Date	Pl. Pts.	Bonus	TOTAL
-------	---------	---------	----	-------------	------	----------	-------	-------

Scored bests come from CURRENT season

▶ Steeple	15	Alycia BUTTERWORTH	JR	10:08.64		5/4/14	6	0.19	6.19
-----------	----	--------------------	----	----------	--	--------	---	------	------

▶ HJ	30	Katelyn PETERSON	FR	1.79m	5-10½	5/14/14	0.7	0.00	0.70
------	----	------------------	----	-------	-------	---------	-----	------	------

Team Total 6.89

108



USF

American Athletic Conference

▲ 2

Event	Scrd As	Athlete	Yr	Scored Mark	Date	Pl. Pts.	Bonus	TOTAL
-------	---------	---------	----	-------------	------	----------	-------	-------

Scored bests come from CURRENT season

▶ HJ	37	Courtney ANDERSON	SR	1.78m	5-10	4/12/14	0.35	0.00	0.35
------	----	-------------------	----	-------	------	---------	------	------	------

▶ LJ	15	Natasha STEWART	JR	6.32mw	20-9 (2.1)	3/20/14	6	0.06	6.06
------	----	-----------------	----	--------	------------	---------	---	------	------

▶ TJ	43	Marquesha STALLWORTH	SR	12.80m	42-0 (1.7)	4/19/14	0.175	0.00	0.17
------	----	----------------------	----	--------	------------	---------	-------	------	------

Team Total 6.59

109



BYU

Independent (DI)

▲ 2

Event	Scrd As	Athlete	Yr	Scored Mark	Date	Pl. Pts.	Bonus	TOTAL
-------	---------	---------	----	-------------	------	----------	-------	-------

Scored bests come from CURRENT season

▶ 800	27	Shea MARTINEZ	FR	2:05.83cA	2:06.45	4/23/14	0.85	0.00	0.85
-------	----	---------------	----	-----------	---------	---------	------	------	------

▶ Steeple	18	Andrea HARRISON	JR	10:09.86		4/4/14	4	0.01	4.01
-----------	----	-----------------	----	----------	--	--------	---	------	------

▶ 10k	34	Nicole NIELSEN	SR	34:05.82		4/4/14	0.5	0.00	0.50
-------	----	----------------	----	----------	--	--------	-----	------	------

▶ 400H	42	Brenna PORTER	FR	58.64		3/22/14	0.2	0.00	0.20
--------	----	---------------	----	-------	--	---------	-----	------	------

▶ HJ	25	Lexi EATON	SO	1.80m	5-10½	4/23/14	0.95	0.00	0.95
------	----	------------	----	-------	-------	---------	------	------	------

Team Total 6.51

110



Rutgers

American Athletic Conference

▲ 2

Event	Scrd As	Athlete	Yr	Scored Mark	Date	Pl. Pts.	Bonus	TOTAL
-------	---------	---------	----	-------------	------	----------	-------	-------

Scored bests come from CURRENT season

▶ 4x100	35	Gillon, Ruth, Ugboaja, Farquharson		44.97		5/2/14	0.45	0.11	0.56
---------	----	------------------------------------	--	-------	--	--------	------	------	------

▶ 4x400	18	Ugboaja, Gillon, Farquharson, Ruth		3:34.61		4/24/14	4	0.45	4.45
---------	----	------------------------------------	--	---------	--	---------	---	------	------

▶ LJ	31	Gabrielle FARQUHARSON	JR	6.23mw	20-5¼ (2.8)	3/20/14	0.65	0.00	0.65
------	----	-----------------------	----	--------	-------------	---------	------	------	------

▶ LJ	38	Asha RUTH	SR	6.21m	20-4½ (1.0)	3/20/14	0.3	0.00	0.30
------	----	-----------	----	-------	-------------	---------	-----	------	------

▶ JAV	45	Elaina MEZZASALMA	SR	48.26m	158-4	5/2/14	0.125	0.00	0.13
-------	----	-------------------	----	--------	-------	--------	-------	------	------

Team Total 6.09

111



Duquesne

Atlantic 10 Conference

▼ 6

Event	Scrd As	Athlete	Yr	Scored Mark	Date	Pl. Pts.	Bonus	TOTAL
-------	---------	---------	----	-------------	------	----------	-------	-------

Scored bests come from CURRENT season

▶ 800	48	Elise FARRIS	SR	2:06.89		5/16/14	0.05	0.00	0.05
-------	----	--------------	----	---------	--	---------	------	------	------

▶ 400H	15	Anna SIMONE	JR	57.42		5/16/14	6	0.00	6.00
--------	----	-------------	----	-------	--	---------	---	------	------

Team Total 6.05

"Scrd As", short for "Scored As", Standing used for place points portion of performance's score combining preseason data (when applied) to current season data

Numbers in BLACK are both the performance's actual NCAA rank AND "scored as" rank Numbers in RED indicate actual NCAA rank does not exist or is worse than "scored as" rank Numbers in BLUE indicate actual NCAA rank is better than "scored as" rank

USTFCCCA Non-Member

Non-Member Schools Will NOT be ranked, beginning Week 2



## 2014 Outdoor Track &amp; Field, Week #8

Only those who score >0.01 pts are shown  
D denotes multiple-event rule in affect

## WOMEN

112



Alabama State

▲ 2

Southwestern Athletic Conference

Event	Scrd As	Athlete	Yr	Scored Mark	Date	Pl. Pts.	Bonus	TOTAL
Scored bests come from CURRENT season								
100	48	Alexis FEREBEE	SO	11.52w (3.0)	4/25/14	0.05	0.00	0.05
4x400	16	Ferebee, Etienne, Williams, Wedderburn		3:34.12	5/16/14	5	0.52	5.52
Team Total								5.57

113



Toledo

unch

Mid-American Conference

Event	Scrd As	Athlete	Yr	Scored Mark	Date	Pl. Pts.	Bonus	TOTAL
Scored bests come from CURRENT season								
Steeple	17	Mackenzie CHOJNACKY	JR	10:09.28	5/15/14	4.5	0.10	4.60
Steeple	25	Liz WEILER	SO	10:13.54	5/15/14	0.95	0.00	0.95
Team Total								5.55

114



Georgia Southern

▲ 1

Southern Conference

Event	Scrd As	Athlete	Yr	Scored Mark	Date	Pl. Pts.	Bonus	TOTAL
Scored bests come from CURRENT season								
4x100	16	Felton, Walker, Tipton, Fordham		44.50	4/26/14	5	0.52	5.52
Team Total								5.52

115



Buffalo

▼ 9

Mid-American Conference

Event	Scrd As	Athlete	Yr	Scored Mark	Date	Pl. Pts.	Bonus	TOTAL
Scored bests come from CURRENT season								
400H	27	Donna JEANTY	SR	58.07	5/2/14	0.85	0.00	0.85
HJ	18	Emma SIUCIAK	JR	1.81m 5-11½	5/15/14	4	0.00	4.00
PV	49	Kelly TRUPPO	JR	4.05m 13-3½	4/3/14	0.025	0.00	0.03
SP	32	Rachel ROBERTS	SR	16.05m 52-8	5/15/14	0.6	0.00	0.60
Team Total								5.48

116



Louisville

▲ 1

American Athletic Conference

Event	Scrd As	Athlete	Yr	Scored Mark	Date	Pl. Pts.	Bonus	TOTAL
Scored bests come from CURRENT season								
Steeple	45	Benadate CHERUIYOT	SO	10:19.64	5/2/14	0.125	0.00	0.13
PV	27	Chanel KRAUSE	FR	4.15m 13-7¼	4/26/14	0.85	0.00	0.85
LJ	18	Brittany OWENS	SO	6.29mw 20-7¼ (2.5)	4/12/14	4	0.00	4.00
SP	37	Liberty SLINDEN	SR	16.00m 52-6	5/2/14	0.35	0.00	0.35
Team Total								5.33

117



Jacksonville

▼ 9

Atlantic Sun Conference

Event	Scrd As	Athlete	Yr	Scored Mark	Date	Pl. Pts.	Bonus	TOTAL
Scored bests come from CURRENT season								
100H	16	Shanique WALKER	JR	13.11w (2.7)	5/9/14	5	0.00	5.00
DISC	49	Kree CLARK	SO	52.26m 171-5	5/9/14	0.025	0.00	0.03
Team Total								5.03

118



Florida A&amp;M

▲ 10

Mid-Eastern Athletic Conference

Event	Scrd As	Athlete	Yr	Scored Mark	Date	Pl. Pts.	Bonus	TOTAL
Scored bests come from CURRENT season								
100	28	Nakia LINSON	SR	11.40 (0.9)	5/1/14	0.8	0.00	0.80
200	18	Nakia LINSON	SR	23.17w (2.3)	5/1/14	4	0.00	4.00
Team Total								4.80

119



South Dakota

unch

The Summit League

Event	Scrd As	Athlete	Yr	Scored Mark	Date	Pl. Pts.	Bonus	TOTAL
Scored bests come from CURRENT season								
PV	19	Madison MILLS	SO	4.20m 13-9¼	4/23/14	3.5	0.00	3.50
PV	27	Hunter WILKES	SO	4.15m 13-7¼	4/17/14	0.85	0.00	0.85
PV	42	Bethany FIRSICK	SR	4.11m 13-5¼	4/19/14	0.2	0.00	0.20
PV	49	Emily BRIGHAM	FR	4.05m 13-3¼	4/23/14	0.025	0.00	0.03
Team Total								4.58

"Scrd As", short for "Scored As", Standing used for place points portion of performance's score combining preseason data (when applied) to current season data

Numbers in BLACK are both the performance's actual NCAA rank AND "scored as" rank Numbers in RED indicate actual NCAA rank does not exist or is worse than "scored as" rank Numbers in BLUE indicate actual NCAA rank is better than "scored as" rank

USTFCCCA Non-Member

Non-Member Schools Will NOT be ranked, beginning Week 2



## 2014 Outdoor Track &amp; Field, Week #8

Only those who score >0.01 pts are shown  
D denotes multiple-event rule in affect

## WOMEN

120



UC Irvine

Big West Conference

▼ 2

Event	Scrd As	Athlete	Yr	Scored Mark	Date	Pl. Pts.	Bonus	TOTAL
-------	---------	---------	----	-------------	------	----------	-------	-------

Scored bests come from CURRENT season

▶ SP	21	Itohan AIKHONBARE	JR	16.38m	53-9	5/2/14	2.5	0.00	2.50
▶ JAV	22	Lacey SURAK	SR	50.61m	166-0	4/19/14	2	0.00	2.00

Team Total 4.50

121



Hampton

Mid-Eastern Athletic Conference

▲ 3

Event	Scrd As	Athlete	Yr	Scored Mark	Date	Pl. Pts.	Bonus	TOTAL
-------	---------	---------	----	-------------	------	----------	-------	-------

Scored bests come from CURRENT season

▶ 200	24	Le'Quisha PARKER	JR	23.28w	(2.3)	5/1/14	1	0.00	1.00
▶ 400	36	Malekah HOLLAND	JR	53.23		5/1/14	0.4	0.00	0.40
▶ 100H	45	Breana NORMAN	SR	13.44	(0.0)	5/16/14	0.125	0.00	0.13
▶ 4x100	34	Denmark, Greene, Parker, Norman		44.96		4/3/14	0.5	0.12	0.62
▶ 4x400	25	Holland, Fraenk, Brown, Parker		3:35.56		4/24/14	0.95	0.31	1.26
▶ LJ	28	Teiara DENMARK	SR	6.25m	20-6½ (1.9)	4/11/14	0.8	0.00	0.80

Team Total 4.20

122



Sam Houston State

Southland Conference

unch

Event	Scrd As	Athlete	Yr	Scored Mark	Date	Pl. Pts.	Bonus	TOTAL
-------	---------	---------	----	-------------	------	----------	-------	-------

Scored bests come from CURRENT season

▶ 100H	21	Sabrina STARR	SR	13.19w	(2.6)	5/9/14	2.5	0.00	2.50
▶ 100H	32	Danielle DEMAS	SO	13.36w	(2.6)	5/9/14	0.6	0.00	0.60
▶ HT	27	Ashley JENKINS	SO	60.89m	199-9	5/3/14	0.85	0.00	0.85
▶ HT	43	Adrienne QUILLIN	JR	59.22m	194-3	5/3/14	0.175	0.00	0.17

Team Total 4.13

123



Texas State

Sun Belt Conference

▲ 7

Event	Scrd As	Athlete	Yr	Scored Mark	Date	Pl. Pts.	Bonus	TOTAL
-------	---------	---------	----	-------------	------	----------	-------	-------

Scored bests come from CURRENT season

▶ 100	22	Marika BROWN	FR	11.37w	(3.5)	5/9/14	2	0.00	2.00
▶ 200	22	Marika BROWN	FR	23.24	(0.4)	4/4/14	2	0.00	2.00
▶ TJ	49	Allie SAUNDERS	JR	12.77m	41-10½ (0.8)	4/4/14	0.025	0.00	0.03
▶ SP	46	Talore KELLY	SO	15.87m	52-1	3/20/14	0.1	0.00	0.10

Team Total 4.13

124



West Virginia

Big 12 Conference

▼ 3

Event	Scrd As	Athlete	Yr	Scored Mark	Date	Pl. Pts.	Bonus	TOTAL
-------	---------	---------	----	-------------	------	----------	-------	-------

Scored bests come from CURRENT season

▶ Steeple	35	Sarah MARTINELLI	SR	10:17.38		4/4/14	0.45	0.00	0.45
▶ 10k	37	Allison LASNICKI	JR	34:11.20		4/24/14	0.35	0.00	0.35
▶ 100H	41	Chene TOWNSEND	SR	13.41cA	13.37 (0.5)	5/16/14	0.225	0.00	0.22
▶ TJ	20	Stormy NESBIT	SR	13.07mw	42-10½ (2.4)	5/16/14	3	0.00	3.00

Team Total 4.02

125



Central Michigan

Mid-American Conference

▼ 5

Event	Scrd As	Athlete	Yr	Scored Mark	Date	Pl. Pts.	Bonus	TOTAL
-------	---------	---------	----	-------------	------	----------	-------	-------

Scored bests come from CURRENT season

▶ DISC	18	Devene BROWN	SO	54.64m	179-3	4/4/14	4	0.00	4.00
--------	----	--------------	----	--------	-------	--------	---	------	------

Team Total 4.00

126



Vanderbilt

Southeastern Conference

▲ 7

Event	Scrd As	Athlete	Yr	Scored Mark	Date	Pl. Pts.	Bonus	TOTAL
-------	---------	---------	----	-------------	------	----------	-------	-------

Scored bests come from CURRENT season

▶ 1500	32	Sara BARRON	SO	4:20.69		5/15/14	0.6	0.00	0.60
▶ 10k	22	Elizabeth ANDERSON	JR	33:44.76		4/4/14	2	0.00	2.00
▶ TJ	25	Simone CHARLEY	FR	13.00m	42-8 (1.7)	5/15/14	0.95	0.00	0.95

Team Total 3.55

"Scrd As", short for "Scored As", Standing used for place points portion of performance's score combining preseason data (when applied) to current season data

Numbers in BLACK are both the performance's actual NCAA rank AND "scored as" rank Numbers in RED indicate actual NCAA rank does not exist or is worse than "scored as" rank Numbers in BLUE indicate actual NCAA rank is better than "scored as" rank

USTFCCCA Non-Member

Non-Member Schools Will NOT be ranked, beginning Week 2



## 2014 Outdoor Track &amp; Field, Week #8

Only those who score >0.01 pts are shown  
D denotes multiple-event rule in affect

## WOMEN

# 127



## Pittsburgh

Atlantic Coast Conference

▼ 4

Event	Scrd As	Athlete	Yr	Scored Mark	Date	Pl. Pts.	Bonus	TOTAL
Scored bests come from CURRENT season								
400H	22	Evann THOMPSON	SO	57.88	5/16/14	2	0.00	2.00
TJ	36	Ashley CORUM	SR	12.86m 42-2½ (0.8)	5/16/14	0.4	0.00	0.40
JAV	25	Taylor SLANEY	JR	50.31m 165-0	5/9/14	0.95	0.00	0.95
Team Total								3.35

# 128



## Southern Illinois

Missouri Valley Conference

▼ 3

Event	Scrd As	Athlete	Yr	Scored Mark	Date	Pl. Pts.	Bonus	TOTAL
Scored bests come from CURRENT season								
Steeple	23	Krista MENGHINI	JR	10:12.54	5/16/14	1.5	0.00	1.50
SP	25	Ashley GASTON	JR	16.22m 53-2½	4/26/14	0.95	0.00	0.95
DISC	26	Ashley GASTON	JR	53.95m 177-0	5/16/14	0.9	0.00	0.90
Team Total								3.35

# 129



## New Mexico

Mountain West Conference

▲ 12

Event	Scrd As	Athlete	Yr	Scored Mark	Date	Pl. Pts.	Bonus	TOTAL
Scored bests come from CURRENT season								
1500	22	Charlotte ARTER	SR	4:18.56	5/4/14	2	0.00	2.00
1500	36	Sammy SILVA	JR	4:21.41	5/4/14	0.4	0.00	0.40
TJ	39	Jannell HADNOT	FR	12.82mw 42-¾ (2.8)	5/2/14	0.275	0.00	0.28
Team Total								2.68

# 130



## Memphis

American Athletic Conference

▼ 4

Event	Scrd As	Athlete	Yr	Scored Mark	Date	Pl. Pts.	Bonus	TOTAL
Scored bests come from CURRENT season								
400H	38	Maya WILLIAMSON	JR	58.46	5/2/14	0.3	0.00	0.30
PV	23	Carolina CARMICHAEL	SO	4.18m 13-8½	5/16/14	1.5	0.00	1.50
PV	27	Sabrina HOCHREUTHER	JR	4.15m 13-7½	4/18/14	0.85	0.00	0.85
Team Total								2.65

# 131



## Illinois State

Missouri Valley Conference

▲ 1

Event	Scrd As	Athlete	Yr	Scored Mark	Date	Pl. Pts.	Bonus	TOTAL
Scored bests come from CURRENT season								
Steeple	21	Kristen ZILLMER	SR	10:10.72	5/16/14	2.5	0.00	2.50
SP	49	Jianna WILLIAMS	JR	15.75m 51-8½	5/3/14	0.025	0.00	0.03
Team Total								2.53

# 132



## Fresno State

Mountain West Conference

▲ 2

Event	Scrd As	Athlete	Yr	Scored Mark	Date	Pl. Pts.	Bonus	TOTAL
Scored bests come from CURRENT season								
400H	48	Kyra JOHNSON	SO	58.82cA 58.61	5/14/14	0.05	0.00	0.05
4x400	45	Johnson, Sears, Omawahleh, Johnson		3:39.29cA 3:38.45	5/14/14	0.125	0.00	0.13
LJ	22	Je'Nia SEARS	JR	6.27m 20-7 (1.9)	3/26/14	2	0.00	2.00
HT	37	Meagan MCKEE	SR	59.71m 195-10	4/4/14	0.35	0.00	0.35
Team Total								2.52

# 133



## Middle Tennessee

Conference USA

▼ 6

Event	Scrd As	Athlete	Yr	Scored Mark	Date	Pl. Pts.	Bonus	TOTAL
Scored bests come from CURRENT season								
TJ	21	India HAMMOND	SO	13.05m 42-9½ (0.5)	5/15/14	2.5	0.00	2.50
Team Total								2.50

# 134



## Tennessee State

Ohio Valley Conference

▲ 5

Event	Scrd As	Athlete	Yr	Scored Mark	Date	Pl. Pts.	Bonus	TOTAL
Scored bests come from CURRENT season								
100H	49	Amber HUGHES	FR	13.46w (3.1)	5/2/14	0.025	0.00	0.03
4x100	38	Dameus, Jackson, Hughes, Sales		45.05	5/2/14	0.3	0.06	0.36
LJ	35	Clairwin DAMEUS	SO	6.22m 20-5 (0.3)	5/2/14	0.45	0.00	0.45
HEPT	23	Clairwin DAMEUS	SO	5,399	5/2/14	1.5	0.00	1.50
Team Total								2.33

"Scrd As", short for "Scored As", Standing used for place points portion of performance's score combining preseason data (when applied) to current season data

Numbers in BLACK are both the performance's actual NCAA rank AND "scored as" rank Numbers in RED indicate actual NCAA rank does not exist or is worse than "scored as" rank Numbers in BLUE indicate actual NCAA rank is better than "scored as" rank

USTFCCCA Non-Member

Non-Member Schools Will NOT be ranked, beginning Week 2



## 2014 Outdoor Track &amp; Field, Week #8

Only those who score >0.01 pts are shown  
D denotes multiple-event rule in affect

## WOMEN

135



Louisiana-Lafayette

Sun Belt Conference

unch

Event	Scrd As	Athlete	Yr	Scored Mark	Date	Pl. Pts.	Bonus	TOTAL
-------	---------	---------	----	-------------	------	----------	-------	-------

Scored bests come from CURRENT season

▶ LJ	22	Tia MITCHELL	JR	6.27m	20-7 (1.2)	5/9/14	2	0.00	2.00
▶ TJ	39	Tarvia CONWAY	SR	12.82mw	42-¾ (2.7)	5/9/14	0.275	0.00	0.28

Team Total 2.28

136



North Texas

Conference USA

▼ 7

Event	Scrd As	Athlete	Yr	Scored Mark	Date	Pl. Pts.	Bonus	TOTAL
-------	---------	---------	----	-------------	------	----------	-------	-------

Scored bests come from CURRENT season

▶ Steeple	24	Charlotte WILSON	SR	10:13.10		5/15/14	1	0.00	1.00
▶ 400H	29	Chastity STEWART	JR	58.08		5/15/14	0.75	0.00	0.75
▶ HJ	37	ELIsha PETERS	FR	1.78m	5-10	4/18/14	0.35	0.00	0.35

Team Total 2.10

137



Montana State

Big Sky Conference

▼ 1

Event	Scrd As	Athlete	Yr	Scored Mark	Date	Pl. Pts.	Bonus	TOTAL
-------	---------	---------	----	-------------	------	----------	-------	-------

Scored bests come from CURRENT season

▶ Steeple	28	Heather DEMOREST	JR	10:15.75	5/4/14	0.8	0.00	0.80
▶ HEPT	24	Carley MCCUTCHEN	SR	5,391	5/14/14	1	0.00	1.00

Team Total 1.80

138



Ohio

Mid-American Conference

▲ 25

Event	Scrd As	Athlete	Yr	Scored Mark	Date	Pl. Pts.	Bonus	TOTAL
-------	---------	---------	----	-------------	------	----------	-------	-------

Scored bests come from CURRENT season

▶ 5000	23	Juli ACCURSO	JR	15:59.12	5/4/14	1.5	0.00	1.50
▶ 10k	47	Juli ACCURSO	JR	34:18.42	4/24/14	0.075	0.00	0.08

Team Total 1.58

139



Northwestern State

Southland Conference

▼ 1

Event	Scrd As	Athlete	Yr	Scored Mark	Date	Pl. Pts.	Bonus	TOTAL
-------	---------	---------	----	-------------	------	----------	-------	-------

Scored bests come from CURRENT season

▶ 400H	26	Consuela LINDSAY	SR	58.05		5/9/14	0.9	0.00	0.90
▶ LJ	31	Kenyah MCDANIEL	SR	6.23mw	20-5¼ (2.3)	4/26/14	0.65	0.00	0.65

Team Total 1.55

140



Portland State

Big Sky Conference

▲ 11

Event	Scrd As	Athlete	Yr	Scored Mark	Date	Pl. Pts.	Bonus	TOTAL
-------	---------	---------	----	-------------	------	----------	-------	-------

Scored bests come from CURRENT season

▶ 10k	31	Sarah DEAN	SR	34:00.32		5/4/14	0.65	0.00	0.65
▶ 100H	28	Jazmin RATCLIFF	JR	13.34wcA	13.26 (3.7)	5/14/14	0.8	0.00	0.80
▶ 4x100	47	Woods, Settle, Simms, Ratcliff		45.39cA	45.11	5/14/14	0.075	0.00	0.08

Team Total 1.52

141



Bradley

Missouri Valley Conference

▲ 14

Event	Scrd As	Athlete	Yr	Scored Mark	Date	Pl. Pts.	Bonus	TOTAL
-------	---------	---------	----	-------------	------	----------	-------	-------

Scored bests come from CURRENT season

▶ 10k	23	Kristen BUSCH	SO	33:48.36	4/4/14	1.5	0.00	1.50
-------	----	---------------	----	----------	--------	-----	------	------

Team Total 1.50

141



Nicholls

Southland Conference

▼ 1

Event	Scrd As	Athlete	Yr	Scored Mark	Date	Pl. Pts.	Bonus	TOTAL
-------	---------	---------	----	-------------	------	----------	-------	-------

Scored bests come from CURRENT season

▶ JAV	23	Jaimee SPRINGER	SR	50.54m	165-9	4/26/14	1.5	0.00	1.50
-------	----	-----------------	----	--------	-------	---------	-----	------	------

Team Total 1.50

"Scrd As", short for "Scored As", Standing used for place points portion of performance's score combining preseason data (when applied) to current season data

Numbers in BLACK are both the performance's actual NCAA rank AND "scored as" rank Numbers in RED indicate actual NCAA rank does not exist or is worse than "scored as" rank Numbers in BLUE indicate actual NCAA rank is better than "scored as" rank

USTFCCCA Non-Member

Non-Member Schools Will NOT be ranked, beginning Week 2





## 2014 Outdoor Track &amp; Field, Week #8

Only those who score >0.01 pts are shown  
D denotes multiple-event rule in affect

## WOMEN

143



VCU

Atlantic 10 Conference

▼ 12

Event	Scrd As	Athlete	Yr	Scored Mark	Date	Pl. Pts.	Bonus	TOTAL
-------	---------	---------	----	-------------	------	----------	-------	-------

Scored bests come from CURRENT season

▶ 400	30	Kiara PORTER	JR	52.92		4/19/14	0.7	0.00	0.70
▶ DISC	34	Jaleesa WILLIAMS	SR	53.42m	175-3	5/3/14	0.5	0.00	0.50

Team Total 1.20

144



Eastern Washington

Big Sky Conference

▲ 2

Event	Scrd As	Athlete	Yr	Scored Mark	Date	Pl. Pts.	Bonus	TOTAL
-------	---------	---------	----	-------------	------	----------	-------	-------

Scored bests come from CURRENT season

▶ Steeple	34	Katie MAHONEY	SO	10:17.34		4/17/14	0.5	0.00	0.50
▶ PV	38	Courtney BRAY	FR	4.12m	13-6½	5/9/14	0.3	0.00	0.30
▶ HT	38	Olivia MIDLES	JR	59.70m	195-10	4/12/14	0.3	0.00	0.30
▶ JAV	47	Emma MURILLO	JR	48.20m	158-1	5/14/14	0.075	0.00	0.08

Team Total 1.18

145



Missouri State

Missouri Valley Conference

▲ 17

Event	Scrd As	Athlete	Yr	Scored Mark	Date	Pl. Pts.	Bonus	TOTAL
-------	---------	---------	----	-------------	------	----------	-------	-------

Scored bests come from CURRENT season

▶ 200	41	Shavonne HUSBANDS	SO	23.48	(1.2)	5/16/14	0.225	0.00	0.22
▶ 400	49	Althia MAXIMILIEN	JR	53.48		5/2/14	0.025	0.00	0.03
▶ 4x100	42	Borders, Joseph, Maximilien, Husbands		45.21		5/16/14	0.2	0.00	0.20
▶ 4x400	48	Babolayi, Husbands, Maximilien, Horton		3:39.47		5/2/14	0.05	0.00	0.05
▶ TJ	31	Robiann BROOMFIELD	SO	12.95mw	42-6 (2.4)	5/16/14	0.65	0.00	0.65

Team Total 1.15

146



Western Carolina

Southern Conference

▼ 2

Event	Scrd As	Athlete	Yr	Scored Mark	Date	Pl. Pts.	Bonus	TOTAL
-------	---------	---------	----	-------------	------	----------	-------	-------

Scored bests come from CURRENT season

▶ 100	32	Tayla CARTER	SO	11.42w	(2.5)	4/3/14	0.6	0.00	0.60
▶ 200	43	Tayla CARTER	SO	23.50	(0.4)	4/26/14	0.175	0.00	0.17
▶ HJ	37	Xaveria BASS	JR	1.78m	5-10	5/11/14	0.35	0.00	0.35

Team Total 1.13

147



UTSA

Conference USA

▲ 2

Event	Scrd As	Athlete	Yr	Scored Mark	Date	Pl. Pts.	Bonus	TOTAL
-------	---------	---------	----	-------------	------	----------	-------	-------

Scored bests come from CURRENT season

▶ HJ	30	Whitney FLANNEL	JR	1.79m	5-10½	5/2/14	0.7	0.00	0.70
▶ PV	38	Lindsey PEW	JR	4.12m	13-6½	4/12/14	0.3	0.00	0.30
▶ TJ	47	Ernestine CRAY	SR	12.78m	41-11½ (1.3)	5/15/14	0.075	0.00	0.08

Team Total 1.08

148



Illinois

Big Ten Conference

▲ 4

Event	Scrd As	Athlete	Yr	Scored Mark	Date	Pl. Pts.	Bonus	TOTAL
-------	---------	---------	----	-------------	------	----------	-------	-------

Scored bests come from CURRENT season

▶ 100H	33	Jesica EJESIEME	SR	13.37	(1.4)	5/16/14	0.55	0.00	0.55
▶ 400H	34	Jesica EJESIEME	SR	58.38		4/23/14	0.5	0.00	0.50

Team Total 1.05

149



Portland

West Coast Conference

▲ 12

Event	Scrd As	Athlete	Yr	Scored Mark	Date	Pl. Pts.	Bonus	TOTAL
-------	---------	---------	----	-------------	------	----------	-------	-------

Scored bests come from CURRENT season

▶ Steeple	29	Tansey LYSTAD	SO	10:15.83		4/4/14	0.75	0.00	0.75
▶ 10k	44	Merel VAN STEENBERGEN	JR	34:16.07		4/17/14	0.15	0.00	0.15
▶ 10k	46	Sanna MUSTONEN	JR	34:18.12		4/4/14	0.1	0.00	0.10
▶ JAV	48	Kaylie VAN LOO	FR	48.15m	157-11	5/9/14	0.05	0.00	0.05

Team Total 1.05

150



Florida International

Conference USA

▲ 9

Event	Scrd As	Athlete	Yr	Scored Mark	Date	Pl. Pts.	Bonus	TOTAL
-------	---------	---------	----	-------------	------	----------	-------	-------

Scored bests come from CURRENT season

▶ 4x100	41	Fluellen, Jackson, Anu, Dumoy		45.20		5/15/14	0.225	0.00	0.23
▶ LJ	30	Phillicia FLUELLEN	SO	6.24m	20-5½ (0.3)	5/15/14	0.7	0.00	0.70
▶ SP	45	Raqrura ISHMAR	SO	15.90m	52-2	5/15/14	0.125	0.00	0.13

Team Total 1.05

"Scrd As", short for "Scored As", Standing used for place points portion of performance's score combining preseason data (when applied) to current season data

Numbers in BLACK are both the performance's actual NCAA rank AND "scored as" rank Numbers in RED indicate actual NCAA rank does not exist or is worse than "scored as" rank Numbers in BLUE indicate actual NCAA rank is better than "scored as" rank

USTFCCCA Non-Member

Non-Member Schools Will NOT be ranked, beginning Week 2





## 2014 Outdoor Track &amp; Field, Week #8

Only those who score >0.01 pts are shown  
D denotes multiple-event rule in affect

## WOMEN

151



Stephen F. Austin

▲ 6

Southland Conference

Event	Scrd As	Athlete	Yr	Scored Mark	Date	Pl. Pts.	Bonus	TOTAL
Scored bests come from CURRENT season								
100H	45	Stephanie WHITE	JR	13.44w (2.6)	5/9/14	0.125	0.00	0.13
4x400	42	Hatchett, Jefferson, Redic, Simpson		3:38.12	3/20/14	0.2	0.00	0.20
JAV	30	Madison JOHNSTON	JR	50.06m 164-3	4/18/14	0.7	0.00	0.70
Team Total								1.02

152



Georgia Tech

▼ 5

Atlantic Coast Conference

Event	Scrd As	Athlete	Yr	Scored Mark	Date	Pl. Pts.	Bonus	TOTAL
Scored bests come from CURRENT season								
LJ	38	Julienne MCKEE	SR	6.21mw 20-4% (2.3)	3/20/14	0.3	0.00	0.30
TJ	30	Julienne MCKEE	SR	12.96m 42-6% (0.5)	5/16/14	0.7	0.00	0.70
Team Total								1.00

153



Kennesaw State

▲ 11

Atlantic Sun Conference

Event	Scrd As	Athlete	Yr	Scored Mark	Date	Pl. Pts.	Bonus	TOTAL
Scored bests come from CURRENT season								
4x100	28	Cernochova, Whittle, Wood, Slayton		44.90	3/26/14	0.8	0.16	0.96
Team Total								0.96

154




UNLV

▲ 16

Mountain West Conference

Event	Scrd As	Athlete	Yr	Scored Mark	Date	Pl. Pts.	Bonus	TOTAL
Scored bests come from CURRENT season								
800	32	Auzsane CROWE-CARTER	SO	2:06.03	4/10/14	0.6	0.00	0.60
4x400	47	Castillo, Meggs, Anuakpado, Crowe-Carter		3:39.43	4/10/14	0.075	0.00	0.08
HT	39	Cortney MILLER	SO	59.54m 195-4	5/14/14	0.275	0.00	0.28
Team Total								0.95

155



Samford

▼ 12

Southern Conference

Event	Scrd As	Athlete	Yr	Scored Mark	Date	Pl. Pts.	Bonus	TOTAL
Scored bests come from CURRENT season								
HT	25	Emily ALLEN	SR	60.98m 200-0	4/26/14	0.95	0.00	0.95
Team Total								0.95

155



South Dakota State

▼ 10

The Summit League

Event	Scrd As	Athlete	Yr	Scored Mark	Date	Pl. Pts.	Bonus	TOTAL
Scored bests come from CURRENT season								
HJ	25	Mary WIRTH	JR	1.80m 5-10%	3/28/14	0.95	0.00	0.95
Team Total								0.95

155



Vermont

▼ 13

America East Conference

Event	Scrd As	Athlete	Yr	Scored Mark	Date	Pl. Pts.	Bonus	TOTAL
Scored bests come from CURRENT season								
HJ	25	Brittany ST. CLAIR	SR	1.80m 5-10%	5/8/14	0.95	0.00	0.95
Team Total								0.95

158



Saint Francis (Pa.)

▲ 14

Northeast Conference

Event	Scrd As	Athlete	Yr	Scored Mark	Date	Pl. Pts.	Bonus	TOTAL
Scored bests come from CURRENT season								
200	26	Brittany JOHNSON	SR	23.32 (0.7)	5/16/14	0.9	0.00	0.90
HT	48	Emma O'HARA	FR	58.98m 193-6	4/24/14	0.05	0.00	0.05
Team Total								0.95

159



Stony Brook

▲ 16

America East Conference

Event	Scrd As	Athlete	Yr	Scored Mark	Date	Pl. Pts.	Bonus	TOTAL
Scored bests come from CURRENT season								
1500	27	Olivia BURNE	SR	4:19.58	5/12/14	0.85	0.00	0.85
5000	47	Christina MELIAN	SO	16:11.88	4/24/14	0.075	0.00	0.08
Team Total								0.93

"Scrd As", short for "Scored As", Standing used for place points portion of performance's score combining preseason data (when applied) to current season data

Numbers in BLACK are both the performance's actual NCAA rank AND "scored as" rank Numbers in RED indicate actual NCAA rank does not exist or is worse than "scored as" rank Numbers in BLUE indicate actual NCAA rank is better than "scored as" rank

USTFCCCA Non-Member

Non-Member Schools Will NOT be ranked, beginning Week 2



## 2014 Outdoor Track &amp; Field, Week #8

Only those who score >0.01 pts are shown  
D denotes multiple-event rule in affect

## WOMEN

160



SIUE

Ohio Valley Conference

▼12

Event	Scrd As	Athlete	Yr	Scored Mark	Date	Pl. Pts.	Bonus	TOTAL
-------	---------	---------	----	-------------	------	----------	-------	-------

Scored bests come from CURRENT season

▶ TJ	49	Jatavia WRIGHT	JR	12.77m	41-10% (1.9)	5/2/14	0.025	0.00	0.03
▶ HT	26	Elizabeth HAMPL	JR	60.97m	200-0	5/2/14	0.9	0.00	0.90

Team Total 0.92

161



Ark.-Little Rock

Sun Belt Conference

▼ 8

Event	Scrd As	Athlete	Yr	Scored Mark	Date	Pl. Pts.	Bonus	TOTAL
-------	---------	---------	----	-------------	------	----------	-------	-------

Scored bests come from CURRENT season

▶ Steeple	27	Emma DAHL	JR	10:15.20	4/4/14	0.85	0.00	0.85
-----------	----	-----------	----	----------	--------	------	------	------

Team Total 0.85

161



Southeastern Louisiana

Southland Conference

▼11

Event	Scrd As	Athlete	Yr	Scored Mark	Date	Pl. Pts.	Bonus	TOTAL
-------	---------	---------	----	-------------	------	----------	-------	-------

Scored bests come from CURRENT season

▶ 400H	27	Alicia NOEL	SR	58.07	5/9/14	0.85	0.00	0.85
--------	----	-------------	----	-------	--------	------	------	------

Team Total 0.85

161



Southern Miss

Conference USA

▼ 7

Event	Scrd As	Athlete	Yr	Scored Mark	Date	Pl. Pts.	Bonus	TOTAL
-------	---------	---------	----	-------------	------	----------	-------	-------

Scored bests come from CURRENT season

▶ DISC	27	Rachel POLK	JR	53.91m	176-10	3/15/14	0.85	0.00	0.85
--------	----	-------------	----	--------	--------	---------	------	------	------

Team Total 0.85

164



Eastern Kentucky

Ohio Valley Conference

▲13

Event	Scrd As	Athlete	Yr	Scored Mark	Date	Pl. Pts.	Bonus	TOTAL
-------	---------	---------	----	-------------	------	----------	-------	-------

Scored bests come from CURRENT season

▶ 5000	28	Ann EASON	JR	16:03.87	4/4/14	0.8	0.00	0.80
--------	----	-----------	----	----------	--------	-----	------	------

Team Total 0.80

164



Mississippi

Southeastern Conference

▼27

Event	Scrd As	Athlete	Yr	Scored Mark	Date	Pl. Pts.	Bonus	TOTAL
-------	---------	---------	----	-------------	------	----------	-------	-------

Scored bests come from CURRENT season

▶ LJ	28	Kierra WHITE	JR	6.25mw	20-6% (2.1)	4/11/14	0.8	0.00	0.80
------	----	--------------	----	--------	-------------	---------	-----	------	------

Team Total 0.80

166



Wyoming

Mountain West Conference

▼ 8

Event	Scrd As	Athlete	Yr	Scored Mark	Date	Pl. Pts.	Bonus	TOTAL
-------	---------	---------	----	-------------	------	----------	-------	-------

Scored bests come from CURRENT season

▶ 400H	30	Taylor GARDNER	SR	58.14cA	57.93	5/3/14	0.7	0.00	0.70
--------	----	----------------	----	---------	-------	--------	-----	------	------

▶ 4x100	46	Mann, Thomas, Gardner, West		45.32cA	45.04	5/14/14	0.1	0.00	0.10
---------	----	-----------------------------	--	---------	-------	---------	-----	------	------

Team Total 0.80

167



Brown

Ivy League

▲16

Event	Scrd As	Athlete	Yr	Scored Mark	Date	Pl. Pts.	Bonus	TOTAL
-------	---------	---------	----	-------------	------	----------	-------	-------

Scored bests come from CURRENT season

▶ 5000	30	Heidi CALDWELL	SR	16:05.84	4/4/14	0.7	0.00	0.70
--------	----	----------------	----	----------	--------	-----	------	------

Team Total 0.70

168



Elon

Southern Conference

▼ 2

Event	Scrd As	Athlete	Yr	Scored Mark	Date	Pl. Pts.	Bonus	TOTAL
-------	---------	---------	----	-------------	------	----------	-------	-------

Scored bests come from CURRENT season

▶ HJ	30	Megan KIRSCHLING	SO	1.79m	5-10%	4/26/14	0.7	0.00	0.70
------	----	------------------	----	-------	-------	---------	-----	------	------

Team Total 0.70

168



LIU Brooklyn

Northeast Conference

▼ 2

Event	Scrd As	Athlete	Yr	Scored Mark	Date	Pl. Pts.	Bonus	TOTAL
-------	---------	---------	----	-------------	------	----------	-------	-------

Scored bests come from CURRENT season

▶ HJ	30	Kyaira WRIGHT-HARMON	SO	1.79m	5-10%	5/16/14	0.7	0.00	0.70
------	----	----------------------	----	-------	-------	---------	-----	------	------

Team Total 0.70

"Scrd As", short for "Scored As", Standing used for place points portion of performance's score combining preseason data (when applied) to current season data

Numbers in BLACK are both the performance's actual NCAA rank AND "scored as" rank Numbers in RED indicate actual NCAA rank does not exist or is worse than "scored as" rank Numbers in BLUE indicate actual NCAA rank is better than "scored as" rank

USTFCCCA Non-Member

Non-Member Schools Will NOT be ranked, beginning Week 2



## 2014 Outdoor Track &amp; Field, Week #8

Only those who score >0.01 pts are shown  
D denotes multiple-event rule in affect

## WOMEN

168



San Francisco

West Coast Conference

▼12

Event	Scrd As	Athlete	Yr	Scored Mark	Date	Pl. Pts.	Bonus	TOTAL
-------	---------	---------	----	-------------	------	----------	-------	-------

Scored bests come from CURRENT season

5000	30	Elena BURKARD	SO	16:05.84	4/4/14	0.7	0.00	0.70
------	----	---------------	----	----------	--------	-----	------	------

Team Total 0.70

168



Wichita State

Missouri Valley Conference

▼ 8

Event	Scrd As	Athlete	Yr	Scored Mark	Date	Pl. Pts.	Bonus	TOTAL
-------	---------	---------	----	-------------	------	----------	-------	-------

Scored bests come from CURRENT season

HJ	30	Ashley PETERSEN	SO	1.79m	5-10½	5/10/14	0.7	0.00	0.70
----	----	-----------------	----	-------	-------	---------	-----	------	------

Team Total 0.70

172



Penn

Ivy League

▼ 4

Event	Scrd As	Athlete	Yr	Scored Mark	Date	Pl. Pts.	Bonus	TOTAL
-------	---------	---------	----	-------------	------	----------	-------	-------

Scored bests come from CURRENT season

JAV	31	Kelsey HAY	SO	50.02m	164-1	5/10/14	0.65	0.00	0.65
-----	----	------------	----	--------	-------	---------	------	------	------

Team Total 0.65

173



ETSU

Atlantic Sun Conference

▲ 1

Event	Scrd As	Athlete	Yr	Scored Mark	Date	Pl. Pts.	Bonus	TOTAL
-------	---------	---------	----	-------------	------	----------	-------	-------

Scored bests come from CURRENT season

100H	33	Demeteria EDGECOMBE	JR	13.37w	(3.1)	4/18/14	0.55	0.00	0.55
------	----	---------------------	----	--------	-------	---------	------	------	------

Team Total 0.55

173



McNeese State

Southland Conference

unch

Event	Scrd As	Athlete	Yr	Scored Mark	Date	Pl. Pts.	Bonus	TOTAL
-------	---------	---------	----	-------------	------	----------	-------	-------

Scored bests come from CURRENT season

100	33	Jasmine WEBB	SR	11.44w	(2.2)	5/9/14	0.55	0.00	0.55
-----	----	--------------	----	--------	-------	--------	------	------	------

Team Total 0.55

173



Northeastern

Colonial Athletic Association

▲19

Event	Scrd As	Athlete	Yr	Scored Mark	Date	Pl. Pts.	Bonus	TOTAL
-------	---------	---------	----	-------------	------	----------	-------	-------

Scored bests come from CURRENT season

Steeple	33	Lucy YOUNG	FR	10:17.05	5/16/14	0.55	0.00	0.55
---------	----	------------	----	----------	---------	------	------	------

Team Total 0.55

173



Tulane

Conference USA

▼ 2

Event	Scrd As	Athlete	Yr	Scored Mark	Date	Pl. Pts.	Bonus	TOTAL
-------	---------	---------	----	-------------	------	----------	-------	-------

Scored bests come from CURRENT season

JAV	33	Daliadiz ORTIZ	FR	49.94m	163-10	5/9/14	0.55	0.00	0.55
-----	----	----------------	----	--------	--------	--------	------	------	------

Team Total 0.55

177



Weber State

Big Sky Conference

▲ 4

Event	Scrd As	Athlete	Yr	Scored Mark	Date	Pl. Pts.	Bonus	TOTAL
-------	---------	---------	----	-------------	------	----------	-------	-------

Scored bests come from CURRENT season

▶ 10k	35	Taylor WARD	SR	34:07.86	4/4/14	0.45	0.00	0.45
-------	----	-------------	----	----------	--------	------	------	------

Team Total 0.55

178



Northern Illinois

Mid-American Conference

▼ 2

Event	Scrd As	Athlete	Yr	Scored Mark	Date	Pl. Pts.	Bonus	TOTAL
-------	---------	---------	----	-------------	------	----------	-------	-------

Scored bests come from CURRENT season

HJ	37	Claudette DAY	FR	1.78m	5-10	4/19/14	0.35	0.00	0.35
----	----	---------------	----	-------	------	---------	------	------	------

Team Total 0.35

179



Delaware

Colonial Athletic Association

▲13

Event	Scrd As	Athlete	Yr	Scored Mark	Date	Pl. Pts.	Bonus	TOTAL
-------	---------	---------	----	-------------	------	----------	-------	-------

Scored bests come from CURRENT season

1500	38	Lindsay PRETTYMAN	SR	4:21.65	3/28/14	0.3	0.00	0.30
------	----	-------------------	----	---------	---------	-----	------	------

Team Total 0.30

"Scrd As", short for "Scored As", Standing used for place points portion of performance's score combining preseason data (when applied) to current season data

Numbers in BLACK are both the performance's actual NCAA rank AND "scored as" rank Numbers in RED indicate actual NCAA rank does not exist or is worse than "scored as" rank Numbers in BLUE indicate actual NCAA rank is better than "scored as" rank

USTFCCCA Non-Member

Non-Member Schools Will NOT be ranked, beginning Week 2



## 2014 Outdoor Track &amp; Field, Week #8

Only those who score >0.01 pts are shown  
D denotes multiple-event rule in affect

## WOMEN

180



Boston College

Atlantic Coast Conference

unch

Event	Scrd As	Athlete	Yr	Scored Mark	Date	Pl. Pts.	Bonus	TOTAL
-------	---------	---------	----	-------------	------	----------	-------	-------

Scored bests come from CURRENT season

► Steeple	39	Danielle WINSLOW	SO	10:18.51	5/16/14	0.275	0.00	0.28
-----------	----	------------------	----	----------	---------	-------	------	------

Team Total 0.28

180



Florida Atlantic

Conference USA

▼ 2

Event	Scrd As	Athlete	Yr	Scored Mark	Date	Pl. Pts.	Bonus	TOTAL
-------	---------	---------	----	-------------	------	----------	-------	-------

Scored bests come from CURRENT season

► 400H	39	Danielle AROMASHODU	SR	58.49	5/15/14	0.275	0.00	0.28
--------	----	---------------------	----	-------	---------	-------	------	------

Team Total 0.28

182



Loyola-Chicago

Missouri Valley Conference

▼ 3

Event	Scrd As	Athlete	Yr	Scored Mark	Date	Pl. Pts.	Bonus	TOTAL
-------	---------	---------	----	-------------	------	----------	-------	-------

Scored bests come from CURRENT season

► DISC	40	Alison SZYKOWNY	JR	52.76m	173-1	5/16/14	0.25	0.00	0.25
--------	----	-----------------	----	--------	-------	---------	------	------	------

Team Total 0.25

183



Albany

America East Conference

▲ 9

Event	Scrd As	Athlete	Yr	Scored Mark	Date	Pl. Pts.	Bonus	TOTAL
-------	---------	---------	----	-------------	------	----------	-------	-------

Scored bests come from CURRENT season

► 10k	41	Silvia DEL FAVA	SR	34:13.82	4/24/14	0.225	0.00	0.22
-------	----	-----------------	----	----------	---------	-------	------	------

Team Total 0.22

184



Oral Roberts

Southland Conference

▲ 2

Event	Scrd As	Athlete	Yr	Scored Mark	Date	Pl. Pts.	Bonus	TOTAL
-------	---------	---------	----	-------------	------	----------	-------	-------

Scored bests come from CURRENT season

► 400	42	Madison REYNOLDS	SO	53.32	5/9/14	0.2	0.00	0.20
-------	----	------------------	----	-------	--------	-----	------	------

Team Total 0.20

185



Cal State Fullerton

Big West Conference

▲ 4

Event	Scrd As	Athlete	Yr	Scored Mark	Date	Pl. Pts.	Bonus	TOTAL
-------	---------	---------	----	-------------	------	----------	-------	-------

Scored bests come from CURRENT season

► 4x100	43	Brown, Sims, Stewart, Thompson		45.22	3/27/14	0.175	0.00	0.18
---------	----	--------------------------------	--	-------	---------	-------	------	------

Team Total 0.18

185



St. John's (N.Y.)

BIG EAST Conference

unch

Event	Scrd As	Athlete	Yr	Scored Mark	Date	Pl. Pts.	Bonus	TOTAL
-------	---------	---------	----	-------------	------	----------	-------	-------

Scored bests come from CURRENT season

► 4x400	43	Garcia, Mooney, Presley, Allen		3:38.18	4/24/14	0.175	0.00	0.18
---------	----	--------------------------------	--	---------	---------	-------	------	------

Team Total 0.18

187



Rhode Island

Atlantic 10 Conference

▼ 3

Event	Scrd As	Athlete	Yr	Scored Mark	Date	Pl. Pts.	Bonus	TOTAL
-------	---------	---------	----	-------------	------	----------	-------	-------

Scored bests come from CURRENT season

► JAV	43	Kelly MCCABE	SR	48.31m	158-6	5/3/14	0.175	0.00	0.17
-------	----	--------------	----	--------	-------	--------	-------	------	------

Team Total 0.17

188



Charlotte

Conference USA

▲ 4

Event	Scrd As	Athlete	Yr	Scored Mark	Date	Pl. Pts.	Bonus	TOTAL
-------	---------	---------	----	-------------	------	----------	-------	-------

Scored bests come from CURRENT season

► 100	48	Joann BLAKNEY	JR	11.52	(2.0)	5/15/14	0.05	0.00	0.05
-------	----	---------------	----	-------	-------	---------	------	------	------

► 400	47	T'Sheila MUNGO	JR	53.41		4/11/14	0.075	0.00	0.08
-------	----	----------------	----	-------	--	---------	-------	------	------

Team Total 0.13

189



Eastern Illinois

Ohio Valley Conference

▼ 3

Event	Scrd As	Athlete	Yr	Scored Mark	Date	Pl. Pts.	Bonus	TOTAL
-------	---------	---------	----	-------------	------	----------	-------	-------

Scored bests come from CURRENT season

► LJ	45	Jalisa PARAMORE	SR	6.19mw	20-3¼ (3.6)	4/11/14	0.125	0.00	0.13
------	----	-----------------	----	--------	-------------	---------	-------	------	------

Team Total 0.13

"Scrd As", short for "Scored As", Standing used for place points portion of performance's score combining preseason data (when applied) to current season data

Numbers in BLACK are both the performance's actual NCAA rank AND "scored as" rank Numbers in RED indicate actual NCAA rank does not exist or is worse than "scored as" rank Numbers in BLUE indicate actual NCAA rank is better than "scored as" rank

USTFCCCA Non-Member

Non-Member Schools Will NOT be ranked, beginning Week 2



# USTFCCCA NCAA Division I National Team Computer Rankings

as of 5/23/2014 10:43:31 AM

## 2014 Outdoor Track & Field, Week #8

Only those who score >0.01 pts are shown  
D denotes multiple-event rule in affect

### WOMEN

**190**



**Lamar**

Southland Conference

unch

Event	Scrd As	Athlete	Yr	Scored Mark	Date	Pl. Pts.	Bonus	TOTAL
-------	---------	---------	----	-------------	------	----------	-------	-------

Scored bests come from CURRENT season

▶ Steeple	47	Louise WEBB	JR	10:19.83	4/17/14	0.075	0.00	0.08
▶ 10k	49	Leigh LATTIMORE	JR	34:19.82	4/4/14	0.025	0.00	0.03

**Team Total 0.10**

**191**



**New Orleans**

Southland Conference

▲ 1

Event	Scrd As	Athlete	Yr	Scored Mark	Date	Pl. Pts.	Bonus	TOTAL
-------	---------	---------	----	-------------	------	----------	-------	-------

Scored bests come from CURRENT season

▶ 100H	47	Alexia FORTENBERRY	FR	13.45w (2.6)	5/9/14	0.075	0.00	0.08
--------	----	--------------------	----	--------------	--------	-------	------	------

**Team Total 0.08**

**191**



**UC Riverside**

Big West Conference

unch

Event	Scrd As	Athlete	Yr	Scored Mark	Date	Pl. Pts.	Bonus	TOTAL
-------	---------	---------	----	-------------	------	----------	-------	-------

Scored bests come from CURRENT season

▶ LJ	47	Danielle LITTLETON	JR	6.18m 20-3½ (1.0)	5/16/14	0.075	0.00	0.08
------	----	--------------------	----	-------------------	---------	-------	------	------

**Team Total 0.08**

**193**



**Chattanooga**

Southern Conference

▼ 1

Event	Scrd As	Athlete	Yr	Scored Mark	Date	Pl. Pts.	Bonus	TOTAL
-------	---------	---------	----	-------------	------	----------	-------	-------

Scored bests come from CURRENT season

▶ 5000	48	Teghan HENDERSON	FR	16:13.03	4/4/14	0.05	0.00	0.05
--------	----	------------------	----	----------	--------	------	------	------

**Team Total 0.05**

**193**



**Southeast Missouri**

Ohio Valley Conference

▼ 7

Event	Scrd As	Athlete	Yr	Scored Mark	Date	Pl. Pts.	Bonus	TOTAL
-------	---------	---------	----	-------------	------	----------	-------	-------

Scored bests come from CURRENT season

▶ DISC	48	Kayla GUTIERREZ	SO	52.32m 171-8	4/26/14	0.05	0.00	0.05
--------	----	-----------------	----	--------------	---------	------	------	------

**Team Total 0.05**

"Scrd As", short for "Scored As", Standing used for place points portion of performance's score combining preseason data (when applied) to current season data

Numbers in BLACK are both the performance's actual NCAA rank AND "scored as" rank Numbers in RED indicate actual NCAA rank does not exist or is worse than "scored as" rank Numbers in BLUE indicate actual NCAA rank is better than "scored as" rank

USTFCCCA Non-Member

Non-Member Schools Will NOT be ranked, beginning Week 2