



2015 Outdoor Track & Field, Preseason

Only those who score >0.01 pts are shown
D denotes multiple-event rule in affect

MEN

1



Texas A&M

Southeastern Conference

▲ 2

Event	Scrd As	Athlete	Yr	Scored Mark	Date	Pl. Pts.	Bonus	TOTAL
-------	---------	---------	----	-------------	------	----------	-------	-------

Scored bests come from CURRENT season

▶ 400m	31	Shavez HART	SR	46.43		3/20/15	0.65	0.22	0.87
▶ PV	42	Carl JOHANSSON	FR	5.20m	17-¾	3/20/15	0.2	0.00	0.20
▶ PV	42	Audie WYATT	FR	5.20m	17-¾	3/20/15	0.2	0.00	0.20
▶ JAV	5	Ioannis KYRIAZIS	FR	74.94m	245-10	3/20/15	22	1.79	23.79
▶ DEC	24	Daniel MARTIN	JR	7,101		3/17/15	1	0.14	1.14

Scored bests come from PRE-SEASON DATA

▶ 100m	10	Shavez HART	SR	10.15	(1.8)	6/14/14	12	1.09	13.09
▶ 100m	14	Devin JENKINS	JR	10.16	(1.0)	5/16/14	7	0.98	7.98
▶ 200m	4	Devin JENKINS	JR	20.32w	(3.2)	4/19/14	24	1.64	25.64
▶ 200m	5	Shavez HART	SR	20.35	(-0.5)	5/15/14	22	1.48	23.48
▶ 400m	1	Deon LENDORE	SR	44.36		5/15/14	30	3.91	33.91
▶ 400m	3	Bralon TAPLIN	SR	45.18		5/31/14	26	2.05	28.05
▶ 800m	14	Hector HERNANDEZ	JR	1:47.73		5/15/14	7	0.69	7.69
▶ Steeple	39	Isaac SPENCER	SR	8:53.70		4/4/14	0.275	0.10	0.37
▶ 400H	4	Gregory COLEMAN	SR	49.60		5/31/14	24	2.39	26.39
▶ 400H	42	Kenneth MINKAH	SR	51.32		5/15/14	0.2	0.04	0.24
▶ 4x100	2			38.30		3/26/14	28	3.50	31.50
▶ 4x400	1			2:59.60		6/14/14	30	3.40	33.40
▶ PV	4	Chase WOLFLE	JR	5.56m	18-2¾	5/15/14	24	2.28	26.28
▶ LJ	12	Olabanji ASEKUN	SR	7.80mw	25-7¾	4/4/14	9	0.85	9.85
▶ LJ	22	Latario COLLIE	JR	7.69m	25-2¾	3/28/14	2	0.36	2.36
▶ LJ	37	Lathone COLLIE	JR	7.58m	24-10½	5/2/14	0.35	0.00	0.35
▶ TJ	1	Latario COLLIE	JR	17.12mw	56-2	4/9/14	30	5.05	35.05
▶ TJ	3	Lathone COLLIE	JR	16.75mw	54-11¾	4/9/14	26	3.34	29.34
▶ TJ	16	Olabanji ASEKUN	SR	15.84m	51-11¾	5/31/14	5	0.42	5.42
▶ TJ	44	Jeffrey PROTHRO	SO	15.45mw	50-8¾	4/25/14	0.15	0.00	0.15
▶ DISC	29	Dalton ROWAN	SR	57.62m	189-0	3/21/14	0.75	0.08	0.83
▶ JAV	11	Devin BOGERT	SR	73.01m	239-6	4/11/14	10	0.96	10.96
▶ JAV	19	Lindon VICTOR	SO	71.23m	233-8	3/29/14	3.5	0.50	4.00
▶ JAV	44	Sam HARDIN	SO	67.65m	221-11	3/21/14	0.15	0.00	0.15
▶ DEC	14	Lindon VICTOR	SO	7,429		7/29/14	7	0.80	7.80

Team Total 390.50

2



Florida

Southeastern Conference

unch

Event	Scrd As	Athlete	Yr	Scored Mark	Date	Pl. Pts.	Bonus	TOTAL
-------	---------	---------	----	-------------	------	----------	-------	-------

Scored bests come from PRE-SEASON DATA

▶ 100m	6	Antwan WRIGHT	JR	10.13w	(2.3)	6/14/14	20	1.30	21.30
▶ 100m	22	Dedric DUKES	SR	10.24w	(2.1)	5/15/14	2	0.36	2.36
▶ 200m	1	Dedric DUKES	SR	19.91w	(2.1)	6/14/14	30	3.88	33.88
▶ 200m	7	Arman HALL	JR	20.40	(1.7)	5/3/14	18	1.22	3.22
▶ 200m	41	Antwan WRIGHT	JR	20.81	(-1.2)	5/3/14	0.225	0.07	0.29
▶ 400m	4	Arman HALL	JR	45.19		4/3/14	24	2.03	26.03
▶ 400m	5	Hugh GRAHAM, JR.	SR	45.29		5/31/14	22	1.81	23.81
▶ 400m	7	Najee GLASS	JR	45.40		5/15/14	18	1.57	19.57
▶ 400m	10	Dedric DUKES	SR	45.66		4/19/14	12	1.02	3.02
▶ 400m	36	Nick URUBURU	SO	46.57		5/15/14	0.4	0.12	0.52
▶ 800m	4	Ryan SCHNULLE	JR	1:46.29		6/14/14	24	1.89	25.89
▶ 800m	11	Andres ARROYO	SO	1:47.57		4/3/14	10	0.79	10.79
▶ Steeple	8	Mark PARRISH	RS14	8:42.38		4/4/13	16	1.24	17.24
▶ 110H	45	Yanick HART	SO	13.98	(0.6)	3/26/14	0.125	0.00	0.13
▶ 400H	5	TJ HOLMES	SO	49.90		5/31/14	22	1.72	23.72
▶ 400H	17	Eric FUTCH	RS14	50.66		5/25/13	4.5	0.51	5.01
▶ 4x100	1			38.29		3/26/14	30	3.53	33.53
▶ 4x400	2			2:59.73		4/3/14	28	3.33	31.33
▶ LJ	2	Marquis DENDY	SR	8.00m	26-3	6/14/14	28	2.82	30.82
▶ TJ	2	Marquis DENDY	SR	17.05mw	55-11¾	6/14/14	28	4.73	32.73
▶ SP	2	Stipe ZUNIC	SR	20.60m	67-7	5/31/14	28	2.96	30.96
▶ HT	14	Kyle STRAWN	SR	68.18m	223-8	4/19/14	7	0.92	7.92
▶ HT	48	David LEVIN	SR	61.45m	201-7	4/3/14	0.05	0.00	0.05
▶ JAV	32	Stipe ZUNIC	SR	68.79m	225-8	5/15/14	0.6	0.00	0.60

Team Total 384.71

"Scrd As", short for "Scored As", Standing used for place points portion of performance's score combining preseason data (when applied) to current season data

Numbers in BLACK are both the performance's actual NCAA rank AND "scored as" rank Numbers in RED indicate actual NCAA rank does not exist or is worse than "scored as" rank Numbers in BLUE indicate actual NCAA rank is better than "scored as" rank

USTFCCCA Non-Member

Non-Member Schools Will NOT be ranked, beginning Week 2



USTFCCCA NCAA Division I National Team Computer Rankings

as of 3/23/2015 5:06:44 PM

2015 Outdoor Track & Field, Preseason

Only those who score >0.01 pts are shown
D denotes multiple-event rule in affect

MEN

3



Oregon

Pac-12 Conference

▼ 2

Event	Scrd As	Athlete	Yr	Scored Mark	Date	Pl. Pts.	Bonus	TOTAL
Scored bests come from CURRENT season								
TJ	39	Nate MOORE	FR	15.54m	51-0 (-1.0)	3/20/15	0.275	0.00 0.28
SP	38	Ryan HUNTER-SIMMS	JR	18.23m	59-9½	3/20/15	0.3	0.00 0.30
JAV	1	Sam CROUSER	SR	78.94m	259-0	3/20/15	30	4.44 34.44
Scored bests come from PRE-SEASON DATA								
200m	15	Arthur DELANEY	SR	20.52	(0.5)	5/31/14	6	0.74 6.74
800m	37	John GREGOREK	SR	1:48.70		5/2/14	0.35	0.21 0.56
800m	45	Grant GROSVENOR	SR	1:49.02		5/31/14	0.125	0.11 0.23
1500m	1	Edward CHESEREK	SO	3:36.50		5/17/14	D 30	3.12 5.12
1500m	12	Sam PRAKEL	SO	3:41.04		6/14/14	9	0.91 9.91
1500m	29	Colby ALEXANDER	SR	3:42.80		5/9/14	0.75	0.29 1.04
1500m	32	Daniel WINN	SR	3:42.95		5/31/14	0.6	0.25 0.85
1500m	33	John GREGOREK	SR	3:43.05		4/12/14	0.55	0.24 0.79
1500m	53	Jeremy ELKAIM	JR	3:44.21		5/31/14	0.06	0.06 0.06
Steeple	9	Tanguy PEPIOT	SR	8:42.67		5/31/14	14	1.19 15.19
5000m	1	Edward CHESEREK	SO	13:18.71		6/14/14	30	3.61 33.61
5000m	2	Eric JENKINS	SR	13:27.41		6/14/14	28	2.49 30.49
5000m	36	Will GEOGHEGAN	RS14	13:55.92		4/18/13	0.4	0.20 0.60
5000m	48	Jeremy ELKAIM	JR	13:59.25		4/5/14	0.05	0.06 0.11
10k	1	Edward CHESEREK	SO	28:30.18		6/14/14	30	2.79 32.79
110H	1	Devon ALLEN	SO	13.16	(1.3)	6/14/14	30	4.43 34.43
110H	2	Johnathan CABRAL	SR	13.33w	(2.6)	3/27/13	28	3.16 31.16
400H	14	Johnathan CABRAL	SR	50.50		5/4/13	7	0.71 7.71
400H	34	Devon ALLEN	SO	51.19		5/17/14	0.5	0.13 0.63
4x100	22			39.60		5/17/14	2	0.44 2.44
4x400	8			3:04.10		5/31/14	16	1.14 17.14
PV	42	Matt HIDALGO	JR	5.20m	17-¾	4/17/14	0.2	0.00 0.20
LJ	33	Trevor FERGUSON	SR	7.60m	24-11½	5/31/14	0.55	0.00 0.55
HT	6	Greg SKIPPER	JR	70.57m	231-6	4/5/14	20	1.79 21.79
DEC	4	Dakotah KEYS	SR	8,027		4/17/14	24	2.94 26.94
DEC	13	Mitch MODIN	SO	7,457		4/17/14	8	0.86 8.86
DEC	25	Alec FELLOWS	JR	7,081		5/10/14	0.95	0.10 1.05
Team Total							325.99	

4



LSU

Southeastern Conference

unch

Event	Scrd As	Athlete	Yr	Scored Mark	Date	Pl. Pts.	Bonus	TOTAL
Scored bests come from CURRENT season								
HT	42	David COLLINS	JR	62.17m	203-11	3/20/15	0.2	0.00 0.20
Scored bests come from PRE-SEASON DATA								
100m	6	Aaron ERNEST	SR	10.13w	(2.3)	6/14/14	20	1.30 21.30
100m	20	Tremayne ACY	SO	10.20w	(3.0)	4/5/14	3	0.62 3.62
100m	47	Nethaneel MITCHELL-BLAKE	JR	10.42	(1.7)	5/3/14	0.075	0.00 0.08
200m	2	Aaron ERNEST	SR	20.14	(1.7)	5/3/14	28	2.61 30.61
200m	28	Nethaneel MITCHELL-BLAKE	JR	20.69	(1.2)	5/31/14	0.8	0.27 1.07
200m	45	Vernon NORWOOD	SR	20.82	(1.3)	4/12/14	0.125	0.05 0.17
400m	2	Vernon NORWOOD	SR	45.17		5/31/14	28	2.08 30.08
400m	28	Darrell BUSH	JR	46.40		4/5/14	0.8	0.25 1.05
400m	32	Quincy DOWNING	SR	46.45		5/15/14	0.6	0.21 0.81
400m	32	Cyril GRAYSON	JR	46.45		5/15/14	0.6	0.21 0.81
800m	51	Blair HENDERSON	SO	1:49.18		4/19/14	0.06	0.06 0.06
110H	10	Jordan MOORE	SO	13.68w	(3.9)	5/16/14	12	0.88 12.88
110H	19	Joshua THOMPSON	SR	13.77	(0.2)	5/31/14	3.5	0.46 3.96
400H	6	Quincy DOWNING	SR	49.97		6/14/14	20	1.57 21.57
4x100	3			38.68		5/15/14	26	2.41 28.41
4x400	3			3:01.60		6/14/14	26	2.33 28.33
PV	42	Andreas DUPLANTIS	SR	5.20m	17-¾	3/26/14	0.2	0.00 0.20
TJ	27	Fitzroy DUNKLEY	JR	15.71m	51-6½	5/3/14	0.85	0.22 1.07
DISC	2	Rodney BROWN	SR	64.26m	210-10	4/24/14	28	3.35 31.35
HT	20	Jeremy TUTTLE	SR	66.05m	216-8	5/3/14	3	0.47 3.47
Team Total							221.08	

"Scrd As", short for "Scored As", Standing used for place points portion of performance's score combining preseason data (when applied) to current season data

Numbers in BLACK are both the performance's actual NCAA rank AND "scored as" rank Numbers in RED indicate actual NCAA rank does not exist or is worse than "scored as" rank Numbers in BLUE indicate actual NCAA rank is better than "scored as" rank

USTFCCCA Non-Member

Non-Member Schools Will NOT be ranked, beginning Week 2



USTFCCCA NCAA Division I National Team Computer Rankings

as of 3/23/2015 5:06:44 PM

2015 Outdoor Track & Field, Preseason

Only those who score >0.01 pts are shown
D denotes multiple-event rule in affect

MEN

5



Texas

Big 12 Conference

6

6



Arkansas

Southeastern Conference

3

Event	Scrd As	Athlete	Yr	Scored Mark	Date	Pl. Pts.	Bonus	TOTAL
Scored bests come from PRE-SEASON DATA								
100m	6	Senoj-Jay GIVANS	SO	10.13 (0.1)	5/16/14	20	1.30	21.30
200m	23	Senoj-Jay GIVANS	SO	20.63w (3.0)	5/3/14	1.5	0.38	1.88
200m	36	Zack BILDERBACK	JR	20.76 (0.6)	4/19/14	0.4	0.15	0.55
400m	12	Zack BILDERBACK	JR	45.70	5/31/14	9	0.96	9.96
400m	19	Byron ROBINSON	SO	46.12	4/11/14	3.5	0.45	3.95
400m	44	Christopher IRVIN	SO	46.74	5/16/14	0.15	0.01	0.16
Steeple	49	Nate MOORE	SO	8:57.20	4/4/14	0.025	0.00	0.03
5000m	11	Ryan DOHNER	RS14	13:45.25	4/18/13	10	0.66	10.66
5000m	55	Craig LUTZ	RS14	14:00.53	4/18/13		0.01	0.01
10k	37	Ryan DOHNER	RS14	29:20.19	5/3/13	0.35	0.23	0.58
10k	39	Craig LUTZ	RS14	29:22.75	5/3/13	0.275	0.18	0.45
10k	40	Mark PINALES	SR	29:23.26	4/4/14	0.25	0.17	0.42
110H	29	Spencer DUNKERLEY-OFFOR	SO	13.83 (0.7)	5/31/14	0.75	0.27	1.02
400H	21	Byron ROBINSON	SO	50.75	4/5/14	D 2.5	0.44	2.44
4x100	25			39.69	5/31/14	0.95	0.35	1.30
4x400	16			3:05.13	4/24/14	5	0.79	5.79
PV	6	Reese WATSON	JR	5.51m 18-1	4/12/14	20	1.69	21.69
PV	42	Casey WICKER	SR	5.20m 17-¾	3/26/14	0.2	0.00	0.20
SP	1	Ryan CROUSER	SR	21.39m 70-2¼	5/16/14	30	5.21	35.21
SP	18	Will SPENCE	SR	19.25m 63-2	4/19/14	4	0.52	4.52
DISC	3	Ryan CROUSER	SR	63.90m 209-7	5/16/14	26	3.02	29.02
DISC	19	Will SPENCE	SR	58.61m 192-3	5/3/14	3.5	0.40	3.90
DISC	38	Blake JAKOBSSON	SR	55.80m 183-1	4/12/14	0.3	0.00	0.30
DISC	46	Johannes HOCK	JR	55.20m 181-1	5/16/14	0.1	0.00	0.10
JAV	8	Fabian DOHMANN	SO	74.25m 243-7	5/16/14	16	1.45	17.45
DEC	8	Wolf MAHLER	SO	7,602	5/16/14	16	1.29	17.29
DEC	9	Johannes HOCK	JR	7,573	3/26/14	14	1.18	15.18
Team Total								205.35

Event	Scrd As	Athlete	Yr	Scored Mark	Date	Pl. Pts.	Bonus	TOTAL
Scored bests come from PRE-SEASON DATA								
400m	46	Eric JANISE	SO	46.75	5/2/14	0.1	0.00	0.10
800m	6	Patrick RONO	SR	1:46.46	6/14/14	20	1.72	21.72
800m	28	Tomas SQUELLA	SR	1:48.53	5/15/14	0.8	0.26	1.06
800m	59	Andrew PISECHKO	JR	1:49.29	5/2/14		0.03	0.03
1500m	10	Kemoy CAMPBELL	RS14	3:41.00	4/19/13	D 12	0.92	2.92
Steeple	2	Stanley KEBENEI	SR	8:35.27	6/14/14	28	2.61	30.61
5000m	6	Kemoy CAMPBELL	RS14	13:32.82	3/29/13	20	1.81	21.81
5000m	23	Stanley KEBENEI	SR	13:51.85	5/31/14	1.5	0.36	1.86
10k	12	Gabe GONZALES	JR	29:04.95	4/4/14	9	0.58	9.58
10k	48	Stanley KEBENEI	SR	29:33.58	4/4/14	0.05	0.00	0.05
110H	3	Omar MCLEOD	SO	13.44 (1.9)	5/31/14	26	2.35	28.35
4x100	16			39.37	5/31/14	5	0.75	5.75
4x400	7			3:03.89	4/23/14	18	1.21	19.21
HJ	23	Ken LEGASSEY	SO	2.16m 7-1	5/31/14	1.5	0.26	1.76
PV	7	Andrew IRWIN	SR	5.50m 18-½	4/23/14	18	1.59	19.59
LJ	5	Jarrion LAWSON	JR	7.92m 26-0	5/15/14	22	1.84	23.84
TJ	20	Clive PULLEN	SO	15.80mw 51-10	4/23/14	3	0.36	3.36
DISC	44	Devin RANDALL	JR	55.33m 181-6	4/11/14	0.15	0.00	0.15
DEC	21	Nathanael FRANKS	SR	7,188	5/15/14	2.5	0.32	2.82
Team Total								194.57

"Scrd As", short for "Scored As", Standing used for place points portion of performance's score combining preseason data (when applied) to current season data

Numbers in BLACK are both the performance's actual NCAA rank AND "scored as" rank Numbers in RED indicate actual NCAA rank does not exist or is worse than "scored as" rank Numbers in BLUE indicate actual NCAA rank is better than "scored as" rank

USTFCCCA Non-Member

Non-Member Schools Will NOT be ranked, beginning Week 2



USTFCCCA NCAA Division I National Team Computer Rankings

as of 3/23/2015 5:06:44 PM

2015 Outdoor Track & Field, Preseason

Only those who score >0.01 pts are shown
D denotes multiple-event rule in affect

MEN

7



Southern California

Pac-12 Conference

▼ 3

Event	Scrd As	Athlete	Yr	Scored Mark	Date	Pl. Pts.	Bonus	TOTAL
Scored bests come from CURRENT season								
200m	14	Beejay LEE	SR	20.51 (1.3)	3/20/15	7	0.77	7.77
800m	55	Robert FORD	FR	1:49.21	3/20/15		0.05	0.05
4x400	38	Morgan, Thymes, De Grasse, Jackson		3:09.56	3/20/15	0.3	0.00	0.30
HJ	23	Randall CUNNINGHAM	FR	2.16m 7-1	3/20/15	1.5	0.26	1.76
SP	37	Nicholas PONZIO	FR	18.29m 60-¾	3/20/15	0.35	0.00	0.35
Scored bests come from PRE-SEASON DATA								
100m	2	Andre DE GRASSE	JR	10.03w (4.0)	4/16/14	28	2.39	30.39
100m	14	BeeJay LEE	SR	10.16w (2.7)	5/31/14	7	0.98	7.98
100m	18	Just'N THYMES	JR	10.18	3/8/14	4	0.77	4.77
200m	6	Andre DE GRASSE	JR	20.38w (4.1)	5/1/14	20	1.33	21.33
200m	9	Just'N THYMES	JR	20.42w	5/10/14	14	1.11	15.11
200m	27	Davonte STEWART	SR	20.68 (0.1)	4/3/14	0.85	0.29	1.14
400m	41	Alexander ROHANI	SO	46.68	5/17/14	0.225	0.05	0.27
4x100	6			39.08	6/14/14	20	1.29	21.29
HJ	5	Michael KRONE	SR	2.23m 7-3¾	4/21/12	22	1.58	23.58
HT	1	Conor MCCULLOUGH	SR	74.62m 244-9	6/7/14	30	3.79	33.79
DEC	29	Jemal WILLIAMS	SR	7,034	5/10/14	0.75	0.01	0.76
Team Total							170.63	

8



Georgia

Southeastern Conference

▼ 2

Event	Scrd As	Athlete	Yr	Scored Mark	Date	Pl. Pts.	Bonus	TOTAL
Scored bests come from CURRENT season								
400m	49	Drew BRANCH	SR	46.78	3/20/15	0.025	0.00	0.03
HT	21	Alex LARSSON	SO	65.64m 215-4	3/20/15	2.5	0.38	2.88
Scored bests come from PRE-SEASON DATA								
800m	8	Charles GRETHEN	SR	1:47.22	4/3/14	16	1.01	17.01
5000m	45	Brandon LORD	SR	13:58.46	4/17/14	0.125	0.09	0.22
10k	20	Brandon LORD	SR	29:10.87	3/28/14	3	0.45	3.45
400H	12	Drew BRANCH	SR	50.41	5/15/14	9	0.84	9.84
4x100	20			39.58	4/11/14	3	0.45	3.45
4x400	12			3:04.45	5/31/14	9	1.02	10.02
HJ	23	Maicel UIBO	JR	2.16m 7-1	4/10/14	1.5	0.26	1.76
PV	42	Maicel UIBO	JR	5.20m 17-¾	5/15/14	0.2	0.00	0.20
SP	5	Nick VENA	SR	20.39m 66-10¾	5/31/14	22	2.37	24.37
SP	12	Ashinia MILLER	JR	19.54m 64-1¼	5/15/14	9	0.81	9.81
HT	9	Alex POURSANIDIS	SO	69.28m 227-3	5/31/14	14	1.26	15.26
JAV	35	Braydon ANDERSON	JR	68.44m 224-6	5/10/14	0.45	0.00	0.45
DEC	1	Maicel UIBO	JR	8,182	6/13/14	30	3.82	33.82
DEC	2	Garrett SCANTLING	SR	8,169	4/10/14	28	3.74	31.74
Team Total							164.29	

"Scrd As", short for "Scored As", Standing used for place points portion of performance's score combining preseason data (when applied) to current season data

Numbers in BLACK are both the performance's actual NCAA rank AND "scored as" rank Numbers in RED indicate actual NCAA rank does not exist or is worse than "scored as" rank Numbers in BLUE indicate actual NCAA rank is better than "scored as" rank

USTFCCCA Non-Member

Non-Member Schools Will NOT be ranked, beginning Week 2



2015 Outdoor Track & Field, Preseason

Only those who score >0.01 pts are shown
D denotes multiple-event rule in affect

MEN

9



Florida State

Atlantic Coast Conference

▲11

Event	Scrd As	Athlete	Yr	Scored Mark	Date	Pl. Pts.	Bonus	TOTAL
Scored bests come from PRE-SEASON DATA								
▶ 100m	32	Cejhae GREENE	SO	10.30w (2.2)	6/14/14	0.6	0.15	0.75
▶ 200m	41	James HARRIS	SR	20.81 (1.1)	4/11/14	0.225	0.07	0.29
▶ 400m	6	Michael CHERRY	SO	45.37	5/31/14	20	1.63	21.63
▶ 400m	9	James HARRIS	SR	45.56	5/16/14	14	1.22	15.22
▶ 800m	38	Otniel TEIXEIRA	JR	1:48.74	5/2/14	0.3	0.19	0.49
▶ 10k	27	Glen YARHAM	SR	29:15.53	4/17/14	0.85	0.34	1.19
▶ 4x100	12			39.20	5/31/14	9	1.07	10.07
▶ 4x400	15			3:04.95	5/31/14	6	0.85	6.85
▶ HJ	7	James HARRIS	SR	2.21m 7-3	4/5/14	18	1.11	19.11
▶ LJ	1	Stefan BRITS	RS14	8.05m 26-5	4/18/13	30	3.43	33.43
▶ LJ	8	Paul MADZIVIRE	SR	7.87m 25-10	5/9/14	16	1.43	17.43
▶ LJ	31	Jalen RAMSEY	SO	7.62m 25-0	4/17/14	0.65	0.07	0.72
▶ TJ	33	Jonathan REID	RS14	15.63m 51-3½	4/12/13	0.55	0.09	0.64
▶ SP	47	Stargell WILLIAMS	RS14	17.90m 58-8¾	4/18/13	0.075	0.00	0.08
▶ DISC	49	Chadrick DACOSTA	SO	54.99m 180-5	4/24/14	0.025	0.00	0.03
▶ HT	36	Markindey SINEUS	SR	62.55m 205-2	4/11/14	0.4	0.00	0.40
▶ JAV	4	Morne MOOLMAN	RS14	75.17m 246-7	5/25/13	24	1.90	25.90
Team Total								154.23

10



Texas Tech

Big 12 Conference

▲28

Event	Scrd As	Athlete	Yr	Scored Mark	Date	Pl. Pts.	Bonus	TOTAL
Scored bests come from CURRENT season								
▶ 110H	5	Chris CALDWELL	JR	13.60 (1.4)	3/20/15	22	1.26	23.26
▶ 4x100	40	Wilson, Mackey, Tennon, Caldwell		40.69	3/20/15	0.25	0.00	0.25
▶ 4x400	40	McBride, Briggs, Jones, Collins		3:10.97	3/20/15	0.25	0.00	0.25
Scored bests come from PRE-SEASON DATA								
▶ 100m	22	Trevor MACKEY	SR	10.24 (1.0)	5/3/14	2	0.36	2.36
▶ 200m	10	Trevor MACKEY	SR	20.47w (3.6)	4/12/14	12	0.91	12.91
▶ 400m	14	Joseph RICHARDS III	JR	45.91	5/16/14	7	0.65	7.65
▶ Steeple	31	Evans TUITOEK	JR	8:51.62	5/4/14	0.65	0.23	0.88
▶ 110H	38	Tramaine MALONEY	JR	13.91w (3.9)	5/16/14	0.3	0.09	0.39
▶ 400H	34	JW SMITH	SO	51.19	5/16/14	0.5	0.13	0.63
▶ HJ	2	Jacorian DUFFIELD	SR	2.27m 7-5¾	5/3/14	28	2.89	30.89
▶ HJ	7	Bradley ADKINS	JR	2.21m 7-3	4/5/14	18	1.11	19.11
▶ PV	34	Kyle THOMPSON	JR	5.25m 17-2¾	5/3/14	0.5	0.02	0.52
▶ LJ	10	Jerome WILSON	SR	7.82m 25-8	5/16/14	12	1.02	13.02
▶ TJ	23	Jerome WILSON	SR	15.76mw 51-8½	5/16/14	1.5	0.30	1.80
▶ SP	9	Kole WELDON	SR	19.67m 64-6½	3/26/14	14	0.96	14.96
▶ DISC	8	Kole WELDON	SR	62.05m 203-7	5/3/14	16	1.69	17.69
Team Total								146.56

"Scrd As", short for "Scored As", Standing used for place points portion of performance's score combining preseason data (when applied) to current season data

Numbers in BLACK are both the performance's actual NCAA rank AND "scored as" rank Numbers in RED indicate actual NCAA rank does not exist or is worse than "scored as" rank Numbers in BLUE indicate actual NCAA rank is better than "scored as" rank

USTFCCCA Non-Member

Non-Member Schools Will NOT be ranked, beginning Week 2



2015 Outdoor Track & Field, Preseason

Only those who score >0.01 pts are shown
D denotes multiple-event rule in affect

MEN

11



Alabama

Southeastern Conference

▲ 4

Event	Scrd As	Athlete	Yr	Scored Mark	Date	Pl. Pts.	Bonus	TOTAL
Scored bests come from PRE-SEASON DATA								
100m	14	Ahmed ALI	TR	10.16w (4.1)	4/5/14	7	0.98	7.98
100m	37	Tadashi PINDER	JR	10.36 (1.0)	4/17/14	0.35	0.00	0.35
400m	24	Steven GAYLE	TR	46.28	4/12/14	1	0.33	1.33
800m	16	Alex AMANKWAH	SR	1:47.89	5/2/14	5	0.59	5.59
800m	35	Jacopo LAHBI	SO	1:48.69	4/11/14	0.45	0.21	0.66
4x100	4			38.91	4/5/14	24	1.76	25.76
4x400	23			3:07.09	5/15/14	1.5	0.32	1.82
HJ	7	Justin FONDREN	JR	2.21m 7-3	4/5/14	18	1.11	19.11
LJ	10	Cameron HUDSON	JR	7.82m 25-8	5/15/14	12	1.02	13.02
LJ	42	Josh MCCULLAN	JR	7.56m 24-9½	5/15/14	0.2	0.00	0.20
SP	20	Kyle FELPEL	SO	19.18m 62-11¼	6/14/14	3	0.45	3.45
SP	29	Hayden REED	SO	18.68m 61-3½	4/11/14	0.75	0.00	0.75
DISC	4	Hayden REED	SO	63.74m 209-1	5/15/14	24	2.88	26.88
DISC	26	Joe WILLIAMS	SO	57.78m 189-7	4/11/14	0.9	0.13	1.03
HT	4	Elias HAKANSSON	JR	71.38m 234-2	3/20/14	24	2.12	26.12
HT	22	Charodd RICHARDSON	SR	65.07m 213-6	5/2/14	2	0.26	2.26
JAV	13	McLean LIPSCHUTZ	JR	72.55m 238-0	4/18/14	8	0.84	8.84
Team Total								145.14

12



Oklahoma State

Big 12 Conference

▲ 1

Event	Scrd As	Athlete	Yr	Scored Mark	Date	Pl. Pts.	Bonus	TOTAL
Scored bests come from PRE-SEASON DATA								
100m	4	John TEETERS	JR	10.11w (2.7)	5/31/14	24	1.52	25.52
800m	31	Chad NOELLE	JR	1:48.62	5/2/14	0.65	0.23	0.88
1500m	6	Chad NOELLE	JR	3:40.06	4/17/14	20	1.38	21.38
1500m	28	Kirubel ERASSA	SR	3:42.76	4/18/13	0.8	0.31	1.11
1500m	34	Vegard OLSTAD	TR	3:43.08	4/18/14	0.5	0.23	0.73
1500m	46	Matthew FAYERS	SO	3:43.96	5/31/14	0.1	0.10	0.20
Steeple	11	Fabian CLARKSON	RS14	8:43.73	5/25/13	10	0.98	10.98
5000m	3	Kirubel ERASSA	SR	13:27.55	5/4/14	26	2.48	28.48
10k	11	Kirubel ERASSA	SR	29:02.77	4/4/14	10	0.63	10.63
10k	31	Brian GOHLKE	SR	29:17.41	4/4/14	0.65	0.30	0.95
SP	39	Itamar LEVI	SO	18.21m 59-9	5/2/14	0.275	0.00	0.28
HT	2	Nick MILLER	SR	74.38m 244-0	5/16/14	28	3.64	31.64
Team Total								132.77

13



Baylor

Big 12 Conference

▼ 5

Event	Scrd As	Athlete	Yr	Scored Mark	Date	Pl. Pts.	Bonus	TOTAL
Scored bests come from CURRENT season								
400m	23	George CADDICK	SO	46.26	3/19/15	1.5	0.34	1.84
Scored bests come from PRE-SEASON DATA								
100m	1	Trayvon BROMELL	SO	9.92w (2.2)	6/14/14	30	3.61	33.61
200m	3	Trayvon BROMELL	SO	20.23w (3.3)	3/20/14	26	2.13	28.13
110H	7	Bryce GRACE	JR	13.64w (2.2)	5/3/14	18	1.07	19.07
4x100	8			39.09	3/26/14	16	1.27	17.27
4x400	14			3:04.89	6/14/14	7	0.87	7.87
TJ	9	Felix OBI	RS14	16.08mw 52-9¼	3/27/13	14	1.00	15.00
Team Total								122.80

14



Stanford

Pac-12 Conference

▲ 18

Event	Scrd As	Athlete	Yr	Scored Mark	Date	Pl. Pts.	Bonus	TOTAL
Scored bests come from PRE-SEASON DATA								
400m	13	Steven SOLOMON	JR	45.76	5/3/14	8	0.87	8.87
800m	12	Luke LEFEBURE	SR	1:47.64	6/14/14	9	0.74	9.74
1500m	20	Sean MCGORTY	RSFR	3:42.15	4/26/14	3	0.50	3.50
5000m	5	Joe ROSA	SR	13:31.69	6/14/14	22	1.95	23.95
5000m	7	Erik OLSON	SR	13:36.91	5/4/14	18	1.35	19.35
5000m	8	Sean MCGORTY	RSFR	13:37.64	5/4/14	16	1.29	17.29
5000m	21	Jim ROSA	SR	13:50.55	5/17/14	2.5	0.41	2.91
5000m	33	Jack KEELAN	RSFR	13:55.59	5/4/14	0.55	0.21	0.76
10k	10	Jim ROSA	SR	28:57.51	6/14/14	12	0.88	12.88
10k	25	Maksim KOROLEV	SR	29:13.80	3/29/13	0.95	0.38	1.33
10k	29	Joe ROSA	SR	29:16.71	5/17/14	0.75	0.31	1.06
PV	15	Dylan DUVIO	SO	5.35m 17-6¾	5/3/14	6	0.53	6.53
TJ	11	Darian BROOKS	JR	16.02m 52-6¾	5/17/14	10	0.82	10.82
Team Total								119.00

"Scrd As", short for "Scored As", Standing used for place points portion of performance's score combining preseason data (when applied) to current season data

Numbers in BLACK are both the performance's actual NCAA rank AND "scored as" rank Numbers in RED indicate actual NCAA rank does not exist or is worse than "scored as" rank Numbers in BLUE indicate actual NCAA rank is better than "scored as" rank

USTFCCCA Non-Member

Non-Member Schools Will NOT be ranked, beginning Week 2



USTFCCCA NCAA Division I National Team Computer Rankings

as of 3/23/2015 5:06:45 PM

2015 Outdoor Track & Field, Preseason

Only those who score >0.01 pts are shown
D denotes multiple-event rule in affect

MEN

15



Penn State

Big Ten Conference

▲ 29

Event	Scrd As	Athlete	Yr	Scored Mark	Date	Pl. Pts.	Bonus	TOTAL	
Scored bests come from PRE-SEASON DATA									
▶ 800m	25	Za'Von WATKINS	JR	1:48.33	5/31/14	0.95	0.32	1.27	
▶ 800m	28	Brannon KIDDER	JR	1:48.53	4/5/14	0.8	0.26	1.06	
▶ 800m	44	Robby CREESE	RS14	1:48.98	4/6/13	0.15	0.12	0.27	
▶ 1500m	2	Brannon KIDDER	JR	3:38.82	5/4/14	28	1.98	29.98	
▶ 1500m	11	Robby CREESE	RS14	3:41.03	5/25/13	10	0.91	10.91	
▶ 4x400	33			3:07.94	4/24/14	0.55	0.17	0.72	
▶ HJ	38	Robert CARDINA	SO	2.14m	7-¼	3/26/14	0.3	0.02	0.32
▶ TJ	7	Steve WAITHE	SR	16.14m	52-11½	6/14/14	18	1.19	19.19
▶ TJ	27	Brian LEAP	SR	15.71m	51-6½	6/14/14	0.85	0.22	1.07
▶ SP	3	Darrell HILL	SR	20.57m	67-6	5/16/14	26	2.88	28.88
▶ JAV	12	Michael SHUEY	JR	72.69m	238-6	4/5/14	9	0.87	9.87
▶ JAV	36	Cole PROFFITT	SO	68.38m	224-4	4/24/14	0.4	0.00	0.40
▶ DEC	10	Robert CARDINA	SO	7,508	3/26/14	12	0.96	12.96	

Team Total 116.90

16



Tennessee

Southeastern Conference

▲ 2

Event	Scrd As	Athlete	Yr	Scored Mark	Date	Pl. Pts.	Bonus	TOTAL	
Scored bests come from PRE-SEASON DATA									
► HJ	31	Wesley EDWARDS		2.15m	7-½	3/20/14	0.65	0.14	0.79
► PV	2	Jake BLANKENSHIP	JR	5.64m	18-6	5/15/14	28	3.48	31.48
► PV	11	Tyler PORTER	RS14	5.40m	17-8½	6/8/13	10	0.79	10.79
► SP	16	Tavis BAILEY	SR	19.29m	63-3½	4/10/14	5	0.56	5.56
► SP	25	Matthew HOTY	SR	18.86m	61-10½	5/15/14	0.95	0.14	1.09
► DISC	1	Tavis BAILEY	SR	64.51m	211-7	5/3/14	30	3.58	33.58
► JAV	2	Kyle QUINN	JR	78.28m	256-10	4/10/14	28	3.96	31.96

Team Total 115.25

17



Nebraska

Big Ten Conference

▼ 5

Event	Scrd As	Athlete	Yr	Scored Mark		Date	Pl. Pts.	Bonus	TOTAL
Scored bests come from PRE-SEASON DATA									
▶ 200m	29	Ricco HALL	JR	20.70	(0.2)	4/12/14	0.75	0.26	1.01
▶ 400m	19	Cody RUSH	JR	46.12		5/31/14	3.5	0.45	3.95
▶ 400m	30	Levi GIPSON	JR	46.41		5/31/14	0.7	0.24	0.94
▶ 400m	38	Ricco HALL	JR	46.61		4/12/14	0.3	0.10	0.40
▶ 110H	12	Sean PILLE	JR	13.69	(1.8)	5/31/14	9	0.83	9.83
▶ 110H	30	Oladapo AKINMOLADUN	SO	13.84	(-0.7)	4/4/14	0.7	0.25	0.95
▶ 400H	11	Mate KOROKNAI	SO	50.35		5/31/14	10	0.93	10.93
▶ 400H	33	Sean PILLE	JR	51.15		5/10/14	0.55	0.16	0.71
▶ 4x100	13			39.24		5/31/14	8	0.99	8.99
▶ 4x400	6			3:03.61		6/14/14	20	1.31	21.31
▶ HJ	3	James WHITE	RS14	2.26m	7-5	3/30/12	26	2.54	28.54
▶ HJ	48	Gus GEHLEN	SR	2.13m	6-11½	5/10/14	0.05	0.00	0.05
▶ PV	11	Steven CAHOY	SO	5.40m	17-8½	4/23/14	10	0.79	10.79
▶ PV	22	Christian SANDERFER	JR	5.30m	17-4½	5/16/14	2	0.27	2.27
▶ LJ	24	Jerry WESTERFIELD	JR	7.68mw	25-2½	4/9/14	1	0.32	1.32
▶ SP	22	Will LOHMAN	SR	19.11m	62-8½	4/25/14	2	0.38	2.38
▶ HT	31	Will LOHMAN	SR	63.35m	207-10	5/10/14	0.65	0.00	0.65
▶ JAV	47	Cody WALTON	RSFR	67.26m	220-8	5/10/14	0.075	0.00	0.08

Team Total 105.09

"Scrd As", short for "Scored As", Standing used for place points portion of performance's score combining preseason data (when applied) to current season data

Numbers in BLACK are both the performance's actual NCAA rank AND "scored as" rank Numbers in RED indicate actual NCAA rank does not exist or is worse than "scored as" rank Numbers in BLUE indicate actual NCAA rank is better than "scored as" rank

USTFCCCA Non-Member

Non-Member Schools Will NOT be ranked, beginning Week 2



USTFCCCA NCAA Division I National Team Computer Rankings

as of 3/23/2015 5:06:45 PM

2015 Outdoor Track & Field, Preseason

Only those who score >0.01 pts are shown
D denotes multiple-event rule in affect

MEN

18



Arizona State

Pac-12 Conference

▼ 5

Event	Scrd As	Athlete	Yr	Scored Mark		Date	Pl. Pts.	Bonus	TOTAL
Scored bests come from CURRENT season									
▶ HJ	38	Edmond BAKER	SR	2.14m	7-¼	3/20/15	0.3	0.02	0.32
▶ SP	46	Kyle LILLIE	SR	17.91m	58-9½	3/20/15	0.1	0.00	0.10
▶ SP	48	Ahmed HASSAN	JR	17.81m	58-5½	3/20/15	0.05	0.00	0.05
Scored bests come from PRE-SEASON DATA									
▶ 100m	39	Devan SPANN	SR	10.37	(1.5)	3/21/14	0.275	0.00	0.28
▶ 200m	36	Devan SPANN	SR	20.76	(1.0)	5/31/14	0.4	0.15	0.55
▶ 1500m	51	Ryan HERSON	JR	3:44.16		4/11/14		0.06	0.06
▶ Steeple	48	Daniel WONG	JR	8:56.59		4/4/14	0.05	0.00	0.05
▶ 5000m	10	Ryan HERSON	JR	13:44.81		4/17/14	12	0.69	12.69
▶ 110H	40	William TAYLOR	SR	13.92	(1.9)	5/31/14	0.25	0.07	0.32
▶ 4x100	6			39.08		5/31/14	20	1.29	21.29
▶ 4x400	9			3:04.11		6/14/14	14	1.14	15.14
▶ HJ	1	Bryan MCBRIDE	SR	2.28m	7-5½	6/14/14	30	3.24	33.24
▶ TJ	10	Josh DIXON	JR	16.03m	52-7½	5/31/14	12	0.85	12.85
Team Total								96.93	

19



UCLA

Pac-12 Conference

▲ 14

Event	Scrd As	Athlete	Yr	Scored Mark	Date	Pl. Pts.	Bonus	TOTAL	
Scored bests come from CURRENT season									
► 4x400	46	Godin, Moniz, Roberson, Herrera		3:13.22	3/14/15	0.1	0.00	0.10	
Scored bests come from PRE-SEASON DATA									
► 800m	9	Nick HARTLE	JR	1:47.51	3/9/14	14	0.82	14.82	
► 5000m	38	Ferdinand EDMAN	JR	13:56.87	4/17/14	0.3	0.16	0.46	
► HJ	13	Cody CRAMPTON	SO	2.20m	7-2½	3/9/14	8	0.87	8.87
► SP	10	Nicholas SCARVELIS	JR	19.62m	64-4½	5/4/14	12	0.89	12.89
► HT	7	Alec FALDERMEYER	RS14	69.75m	228-10	3/27/13	18	1.45	19.45
► DEC	3	Marcus NILSSON	RS14	8,104	6/8/13	26	3.38	29.38	
Team Total								85.97	

20



Virginia

Atlantic Coast Conference

▲ 24

Event	Scrd As	Athlete	Yr	Scored Mark		Date	Pl. Pts.	Bonus	TOTAL
Scored bests come from CURRENT season									
▶ SP	31	Jordan YOUNG	SO	18.64m	61-2	3/21/15	0.65	0.00	0.65
▶ DISC	31	Jordan YOUNG	SO	57.43m	188-5	3/21/15	0.65	0.02	0.67
Scored bests come from PRE-SEASON DATA									
▶ 400m	19	Payton HAZZARD	SR	46.12		5/9/14	3.5	0.45	3.95
▶ Steeple	5	Kyle KING	JR	8:41.53		5/31/14	22	1.40	23.40
▶ 10k	26	Adam VISOKAY	SO	29:14.50		3/28/14	0.9	0.36	1.26
▶ TJ	12	Ryan SATCHELL	SR	15.98m	52-5½	6/14/14	9	0.69	9.69
▶ SP	11	Filip MIHALJEVIC	SO	19.56m	64-2¼	6/14/14	10	0.83	10.83
▶ DISC	9	Filip MIHALJEVIC	SO	60.41m	198-2	3/26/14	14	0.98	14.98
▶ HT	13	Jordan YOUNG	SO	68.28m	224-0	4/19/14	8	0.94	8.94
Team Total									74.37

21



Washington

Pac-12 Conference

▲ 23

Event	Scrd As	Athlete	Yr	Scored Mark	Date	Pl. Pts.	Bonus	TOTAL	
Scored bests come from CURRENT season									
▶ PV	22	Chris WILLIAMS	JR	5.30m	17-4½	3/20/15	2	0.27	2.27
Scored bests come from PRE-SEASON DATA									
▶ 800m	21	Derrick DAIGRE	SR	1:48.03	5/31/14	2.5	0.50	3.00	
▶ 800m	23	Izaic YORKS	JR	1:48.15	5/3/14	1.5	0.42	1.92	
▶ 1500m	23	Izaic YORKS	JR	3:42.29	5/31/14	1.5	0.46	1.96	
▶ 1500m	30	Nick HARRIS	SO	3:42.84	5/31/14	0.7	0.28	0.98	
▶ 1500m	39	Blake NELSON	SO	3:43.39	4/18/14	0.275	0.19	0.46	
▶ Steeple	23	Aaron NELSON	JR	8:49.09	5/17/14	1.5	0.38	1.88	
▶ 10k	7	Aaron NELSON	JR	28:44.65	4/4/14	18	1.78	19.78	
▶ 110H	25	Chris WILLIAMS	RS14	13.82	(0.8)	5/25/13	0.95	0.30	1.25
▶ PV	3	Jax THOIRS	JR	5.60m	18-4½	5/9/14	26	2.88	28.88
▶ PV	22	JJ JUILFS	SR	5.30m	17-4½	5/17/14	2	0.27	2.27
▶ JAV	15	Quinn HALE	SR	71.82m	235-7	3/22/14	6	0.65	6.65
▶ JAV	31	Carson FULLER	JR	68.83m	225-10	3/22/14	0.65	0.00	0.65
▶ DEC	48	Nick PFEIFFER	SR	6,840	4/16/14	0.05	0.00	0.05	
Team Total								72.01	

"Scrd As", short for "Scored As", Standing used for place points portion of performance's score combining preseason data (when applied) to current season data

Numbers in BLACK are both the performance's actual NCAA rank AND "scored as" rank Numbers in RED indicate actual NCAA rank does not exist or is worse than "scored as" rank Numbers in BLUE indicate actual NCAA rank is better than "scored as" rank

USTFCCCA Non-Member

Non-Member Schools Will NOT be ranked, beginning Week 2



2015 Outdoor Track & Field, Preseason

Only those who score >0.01 pts are shown
D denotes multiple-event rule in affect

MEN

22



Kentucky

Southeastern Conference

▼ 7

Event	Scrd As	Athlete	Yr	Scored Mark	Date	Pl. Pts.	Bonus	TOTAL
-------	---------	---------	----	-------------	------	----------	-------	-------

Scored bests come from CURRENT season

JAV	3	Raymond DYKSTRA	SR	76.83m	252-1	3/20/15	26	2.90	28.90
-----	---	-----------------	----	--------	-------	---------	----	------	-------

Scored bests come from PRE-SEASON DATA

800m	5	Keffri NEAL	SR	1:46.39		6/14/14	22	1.79	23.79
110H	25	Nick ANDERSON	SO	13.82w	(2.2)	5/3/14	0.95	0.30	1.25
PV	42	Charles MOUSHEY	SO	5.20m	17-¾	4/19/14	0.2	0.00	0.20
SP	8	Brad SZYPKA	SR	19.85m	65-1½	5/3/14	16	1.30	17.30
DEC	36	Ibn SHORT	SO	6,942		5/15/14	0.4	0.00	0.40

Team Total 71.84

23



Houston

American Athletic Conference

▲ 50

Event	Scrd As	Athlete	Yr	Scored Mark	Date	Pl. Pts.	Bonus	TOTAL
-------	---------	---------	----	-------------	------	----------	-------	-------

Scored bests come from PRE-SEASON DATA

100m	25	Cameron BURRELL	SO	10.25w	(2.5)	4/17/14	0.95	0.33	1.28
100m	39	Leshon COLLINS	JR	10.37w	(2.3)	3/26/14	0.275	0.00	0.28
200m	40	Cameron BURRELL	SO	20.78	(1.0)	5/31/14	0.25	0.12	0.37
800m	27	Yonas TESFAI	SR	1:48.40		4/26/14	0.85	0.30	1.15
800m	61	Anthony COLEMAN	SR	1:49.33		4/26/14		0.01	0.01
110H	3	Isaac WILLIAMS	JR	13.44w	(2.9)	4/17/14	26	2.35	28.35
110H	49	William GIBBS	SO	14.01	(1.9)	3/26/14	0.025	0.00	0.03
4x100	21			39.59		5/31/14	2.5	0.44	2.94
4x400	23			3:07.09		5/31/14	1.5	0.32	1.82
LJ	17	Cameron BURRELL	SO	7.73m	25-4½	4/17/14	4.5	0.53	5.03
TJ	6	Dave BROWN	RS14	16.15m	53-0	5/25/13	20	1.22	21.22
TJ	13	John HORTON	SR	15.97m	52-4¾	6/14/14	8	0.66	8.66
SP	36	Cameron CORNELIUS	SO	18.36m	60-3	5/2/14	0.4	0.00	0.40

Team Total 71.53

24



Michigan

Big Ten Conference

▲ 20

Event	Scrd As	Athlete	Yr	Scored Mark	Date	Pl. Pts.	Bonus	TOTAL
-------	---------	---------	----	-------------	------	----------	-------	-------

Scored bests come from PRE-SEASON DATA

100m	39	John SPOONEY	RS14	10.37w	(3.9)	5/4/13	0.275	0.00	0.28
Steeple	3	Mason FERLIC	JR	8:38.74		5/31/14	26	1.94	27.94
Steeple	44	James YAU	SR	8:55.73		5/31/14	0.15	0.00	0.15
5000m	28	Mason FERLIC	JR	13:55.12		4/17/14	0.8	0.23	1.03
10k	24	Morsi RAYYAN	SR	29:12.94		5/16/14	1	0.40	1.40
10k	28	Mark BEAMS	SR	29:15.70		5/16/14	0.8	0.34	1.14
10k	44	August PAPPAS	JR	29:29.16		5/16/14	0.15	0.03	0.18
400H	2	Ali ARASTU	RS14	49.37		6/8/13	28	2.91	30.91
LJ	45	Patrick COCHRAN	SR	7.54mw	24-9	3/28/14	0.125	0.00	0.13
SP	26	Derek SIEVERS	JR	18.77m	61-7	6/14/14	0.9	0.05	0.95
SP	40	Cody RIFFLE	SR	18.14m	59-6¾	5/31/14	0.25	0.00	0.25
JAV	39	Stephen BURK	JR	68.10m	223-5	3/28/14	0.275	0.00	0.28

Team Total 64.61

25



Western Kentucky

Conference USA

▼ 7

Event	Scrd As	Athlete	Yr	Scored Mark	Date	Pl. Pts.	Bonus	TOTAL
-------	---------	---------	----	-------------	------	----------	-------	-------

Scored bests come from PRE-SEASON DATA

100m	25	Emmanuel DASOR	SO	10.25w	(3.6)	5/9/14	0.95	0.33	1.28
200m	19	Ventavius SEARS	SO	20.58w	(3.4)	5/9/14	3.5	0.53	4.03
200m	20	Emmanuel DASOR	SO	20.60w	(3.4)	5/9/14	3	0.46	3.46
4x100	10			39.18		6/14/14	12	1.10	13.10
4x400	4			3:03.02		5/31/14	24	1.59	25.59
LJ	29	Ventavius SEARS	SO	7.63mw	25-½	5/9/14	0.75	0.11	0.86
TJ	42	Ventavius SEARS	SO	15.46m	50-8¾	5/9/14	0.2	0.00	0.20
JAV	9	Tomas GUERRA	JR	73.37m	240-8	5/9/14	14	1.05	15.05

Team Total 63.56

"Scrd As", short for "Scored As", Standing used for place points portion of performance's score combining preseason data (when applied) to current season data

Numbers in BLACK are both the performance's actual NCAA rank AND "scored as" rank Numbers in RED indicate actual NCAA rank does not exist or is worse than "scored as" rank Numbers in BLUE indicate actual NCAA rank is better than "scored as" rank

USTFCCCA Non-Member

Non-Member Schools Will NOT be ranked, beginning Week 2



USTFCCCA NCAA Division I National Team Computer Rankings

as of 3/23/2015 5:06:46 PM

2015 Outdoor Track & Field, Preseason

Only those who score >0.01 pts are shown
D denotes multiple-event rule in affect

MEN

26



Purdue

Big Ten Conference

Event	Scrd As	Athlete	Yr	Scored Mark	Date	Pl. Pts.	Bonus	TOTAL
Scored bests come from PRE-SEASON DATA								
100m	10	Raheem MOSTERT	SR	10.15w (2.6)	5/31/14	12	1.09	13.09
200m	25	Raheem MOSTERT	SR	20.65 (0.7)	5/31/14	0.95	0.34	1.29
800m	33	Kevin GRIFFITH	SR	1:48.64	4/19/14	0.55	0.22	0.77
10k	16	Matt MCCLINTOCK	JR	29:09.57	4/4/14	5	0.48	5.48
4x100	14			39.34	5/31/14	7	0.81	7.81
4x400	31			3:07.78	4/23/14	0.65	0.20	0.85
SP	13	Chukwuebuka ENEKWECHI	JR	19.38m 63-7	5/16/14	8	0.65	8.65
SP	15	Coy BLAIR	JR	19.32m 63-4½	5/2/14	6	0.59	6.59
DISC	14	Caleb FRICKE	JR	59.35m 194-8	5/2/14	7	0.64	7.64
HT	11	Chukwuebuka ENEKWECHI	JR	68.53m 224-10	4/23/14	10	1.00	11.00
Team Total								63.17

28



Mississippi State

Southeastern Conference

4

Event	Scrd As	Athlete	Yr	Scored Mark	Date	Pl. Pts.	Bonus	TOTAL
Scored bests come from CURRENT season								
HJ	7	Marcus JACKSON	SR	2.21m 7-3	3/19/15	18	1.11	19.11
JAV	28	Piotr ANTOSIK	JR	69.14m 226-10	3/19/15	0.8	0.00	0.80
Scored bests come from PRE-SEASON DATA								
400m	26	Alfred LARRY	JR	46.37	4/25/14	0.9	0.27	1.17
800m	1	Brandon MCBRIDE	JR	1:45.35	4/17/14	30	2.79	32.79
400H	17	Scottie HEARN	JR	50.66	5/15/14	4.5	0.51	5.01
400H	25	Javon DAVIS	SR	50.90	5/15/14	0.95	0.34	1.29
4x400	30			3:07.66	3/26/14	0.7	0.22	0.92
DISC	34	Tautvydas KIERAS	SR	56.82m 186-5	4/26/14	0.5	0.00	0.50
Team Total								61.58

27



BYU

Independent (DI)

Event	Scrd As	Athlete	Yr	Scored Mark	Date	Pl. Pts.	Bonus	TOTAL
Scored bests come from CURRENT season								
Steeple	37	James TRACY	SR	8:53.16	3/20/15	0.35	0.13	0.48
PV	22	Kyle BROWN	JR	5.30m 17-4½	3/21/15	2	0.27	2.27
PV	22	Braydon BRINGHURST	SR	5.30m 17-4½	3/21/15	2	0.27	2.27
Scored bests come from PRE-SEASON DATA								
800m	50	Tanner SORK	SO	1:49.17	4/23/14	0.01	0.06	0.07
Steeple	40	Aaron FLETCHER	JR	8:53.75	4/17/14	0.25	0.10	0.35
Steeple	45	Travis FULLER	SR	8:55.91	5/16/14	0.125	0.00	0.13
10k	2	Jason WITT	SR	28:36.64	4/4/14	28	2.34	30.34
10k	8	Jonathan NELSON	JR	28:44.72	4/4/14	16	1.77	17.77
10k	49	Conner PELOQUIN	SR	29:33.69	4/4/14	0.025	0.00	0.03
400H	26	Korey SMITH	JR	50.96	5/1/14	0.9	0.29	1.19
400H	28	Mark CARLSON	JR	50.98	5/31/14	0.8	0.28	1.08
4x400	26			3:07.29	5/31/14	0.9	0.28	1.18
HJ	18	Zachary BLACKHAM	SO	2.18m 7-1¾	4/18/14	4	0.49	4.49
SP	45	Zachary STETLER	JR	17.96m 58-11¼	3/27/14	0.125	0.00	0.13
Team Total								61.78

29



Illinois

Big Ten Conference

Event	Scrd As	Athlete	Yr	Scored Mark	Date	Pl. Pts.	Bonus	TOTAL
Scored bests come from CURRENT season								
HT	32	Davis FRAKER	SR	63.15m 207-2	3/21/15	0.6	0.00	0.60
Scored bests come from PRE-SEASON DATA								
100m	30	Brandon STRYGANEK	SR	10.29w (2.8)	4/12/14	0.7	0.19	0.89
200m	26	Brandon STRYGANEK	SR	20.66 (0.7)	5/31/14	0.9	0.32	1.22
400m	11	DJ ZAHN	SR	45.69	5/31/14	10	0.97	10.97
800m	14	Joe MCASEY	JR	1:47.73	5/16/14	7	0.69	7.69
1500m	24	Liam MARKHAM	JR	3:42.33	4/18/14	1	0.44	1.44
5000m	52	Ian BARNETT	JR	13:59.65	4/17/14		0.05	0.05
110H	41	David KENDZIERA	SO	13.93 (-1.4)	5/16/14	0.225	0.04	0.27
400H	7	Cam VINEY	JR	50.09	4/23/14	18	1.31	19.31
400H	29	David KENDZIERA	SO	51.10	5/31/14	0.75	0.19	0.94
4x100	17			39.51	4/23/14	4.5	0.52	5.02
4x400	11			3:04.24	4/23/14	10	1.09	11.09
TJ	40	Branden TANTHAVONG	SR	15.52mw 50-11	5/31/14	0.25	0.00	0.25
DISC	36	Brandon NOE	SR	56.45m 185-2	4/12/14	0.4	0.00	0.40
Team Total								60.14

"Scrd As", short for "Scored As", Standing used for place points portion of performance's score combining preseason data (when applied) to current season data

Numbers in BLACK are both the performance's actual NCAA rank AND "scored as" rank Numbers in RED indicate actual NCAA rank does not exist or is worse than "scored as" rank Numbers in BLUE indicate actual NCAA rank is better than "scored as" rank

USTFCCCA Non-Member

Non-Member Schools Will NOT be ranked, beginning Week 2



2015 Outdoor Track & Field, Preseason

Only those who score >0.01 pts are shown
D denotes multiple-event rule in affect

MEN

30



South Carolina

Southeastern Conference

Event	Scrd As	Athlete	Yr	Scored Mark	Date	Pl. Pts.	Bonus	TOTAL
-------	---------	---------	----	-------------	------	----------	-------	-------

Scored bests come from CURRENT season

▶ 4x400	37	Bermudez, Kanervo, Winfrey, Gravesande		3:09.36	3/19/15	0.35	0.00	0.35
---------	----	--	--	---------	---------	------	------	------

Scored bests come from PRE-SEASON DATA

▶ 100m	43	Kendall KEE	JR	10.40	(0.6)	4/3/14	0.175	0.00	0.17
▶ 400m	15	Clayton GRAVESANDE	SR	45.93		5/12/12	6	0.63	6.63
▶ 110H	8	Jermaine COLLIER	JR	13.65	(1.8)	5/15/14	16	1.02	17.02
▶ 110H	19	Jussi KANERVO	SO	13.77w	(2.3)	3/28/14	3.5	0.46	3.96
▶ 110H	25	Dondre ECHOLS	JR	13.82	(0.9)	5/15/14	0.95	0.30	1.25
▶ 400H	19	Jussi KANERVO	SO	50.67		5/31/14	3.5	0.50	4.00
▶ 400H	26	Jermaine COLLIER	JR	50.96		4/3/14	0.9	0.29	1.19
▶ 4x100	5			38.98		5/31/14	22	1.56	23.56
▶ JAV	25	Kaleb ZUIDEMA	SO	69.87m	229-2	5/15/14	0.95	0.16	1.11
▶ DEC	33	Alexandre ASSELIN	JR	6,995		5/15/14	0.55	0.00	0.55

Team Total 59.78

31



Oklahoma

Big 12 Conference

▲ 24

Event	Scrd As	Athlete	Yr	Scored Mark	Date	Pl. Pts.	Bonus	TOTAL
-------	---------	---------	----	-------------	------	----------	-------	-------

Scored bests come from CURRENT season

▶ 1500m	49	Jacob BURCHAM	SO	3:44.13		3/20/15	0.025	0.07	0.09
▶ HJ	38	Carl WILLIAMS	FR	2.14m	7-¼	3/20/15	0.3	0.02	0.32

Scored bests come from PRE-SEASON DATA

▶ 1500m	27	Brandon DOUGHTY	JR	3:42.71		5/2/14	0.85	0.32	1.17
▶ 1500m	48	Alex DEIR	SR	3:44.11		4/4/14	0.05	0.07	0.12
▶ Steeple	6	Brandon DOUGHTY	JR	8:41.65		6/14/14	20	1.38	21.38
▶ Steeple	17	Alex DEIR	SR	8:46.69		5/31/14	4.5	0.60	5.10
▶ 5000m	27	Brandon DOUGHTY	JR	13:53.48		4/4/14	0.85	0.29	1.14
▶ 10k	5	Abbabiya SIMBASSA	SR	28:42.56		4/4/14	22	1.92	23.92
▶ PV	42	Everette FAVOR	JR	5.20m	17-¾	4/18/14	0.2	0.00	0.20
▶ LJ	35	Nolan HAY	SO	7.59m	24-11	3/21/14	0.45	0.00	0.45
▶ TJ	24	Hayden MCCLAIN	SO	15.73mw	51-7½	5/16/14	1	0.25	1.25
▶ JAV	22	Garrett SNOW	JR	70.92m	232-8	5/16/14	2	0.42	2.42
▶ JAV	24	Tyler RENTON	JR	69.96m	229-6	4/18/14	1	0.18	1.18

Team Total 58.75

32



Akron

Mid-American Conference

▼ 12

Event	Scrd As	Athlete	Yr	Scored Mark	Date	Pl. Pts.	Bonus	TOTAL
-------	---------	---------	----	-------------	------	----------	-------	-------

Scored bests come from PRE-SEASON DATA

▶ 400m	44	Brent GRAY	SO	46.74		5/31/14	0.15	0.01	0.16
▶ PV	1	Shawn BARBER	JR	5.65m	18-6½	6/14/14	30	3.63	33.63
▶ PV	35	Alex MCCUNE	SR	5.24m	17-2¼	4/12/14	0.45	0.00	0.45
▶ LJ	45	De'Vion TATE	JR	7.54mw	24-9	5/3/14	0.125	0.00	0.13
▶ DEC	5	Alex MCCUNE	SR	7,768		4/16/14	22	1.93	23.93

Team Total 58.30

33



Iowa

Big Ten Conference

▲ 27

Event	Scrd As	Athlete	Yr	Scored Mark	Date	Pl. Pts.	Bonus	TOTAL
-------	---------	---------	----	-------------	------	----------	-------	-------

Scored bests come from CURRENT season

▶ 110H	32	Aaron MALLETT	SO	13.85	(-0.7)	3/20/15	0.6	0.23	0.83
▶ 4x400	41	Wolff, Thompson, Harrington, Lilly		3:11.57		3/20/15	0.225	0.00	0.23

Scored bests come from PRE-SEASON DATA

▶ 200m	45	O'Shea WILSON	SO	20.82	(1.0)	5/31/14	0.125	0.05	0.17
▶ 10k	21	Kevin LEWIS	SR	29:11.04		5/16/14	2.5	0.44	2.94
▶ 4x100	11			39.19		6/14/14	10	1.09	11.09
▶ HJ	13	Kevin SPEJCHER	JR	2.20m	7-2½	5/3/14	8	0.87	8.87
▶ LJ	48	O'Shea WILSON	SO	7.53m	24-8½	4/23/14	0.05	0.00	0.05
▶ TJ	13	Babatunde AMOSU	SR	15.97m	52-4¼	4/17/14	8	0.66	8.66
▶ TJ	30	Klyvens DELAUNAY	JR	15.65m	51-4¼	5/3/14	0.7	0.12	0.82
▶ SP	42	Gabe HULL	SR	18.09m	59-4¼	5/3/14	0.2	0.00	0.20
▶ DISC	5	Gabe HULL	SR	63.11m	207-0	5/3/14	22	2.35	24.35

Team Total 58.21

"Scrd As", short for "Scored As", Standing used for place points portion of performance's score combining preseason data (when applied) to current season data

Numbers in BLACK are both the performance's actual NCAA rank AND "scored as" rank Numbers in RED indicate actual NCAA rank does not exist or is worse than "scored as" rank Numbers in BLUE indicate actual NCAA rank is better than "scored as" rank

USTFCCCA Non-Member

Non-Member Schools Will NOT be ranked, beginning Week 2



USTFCCCA NCAA Division I National Team Computer Rankings

as of 3/23/2015 5:06:46 PM

2015 Outdoor Track & Field, Preseason

Only those who score >0.01 pts are shown
D denotes multiple-event rule in affect

MEN

34



Northern Arizona

Big Sky Conference

▲ 30

Event	Scrd As	Athlete	Yr	Scored Mark	Date	Pl. Pts.	Bonus	TOTAL
Scored bests come from PRE-SEASON DATA								
▶ Steeple	12	Caleb HOOVER	SR	8:43.99	6/14/14	9	0.94	9.94
▶ 5000m	17	Brian SHRADER	SR	13:49.26	5/4/14	4.5	0.47	4.97
▶ 5000m	25	Futsum ZIENASELLASSIE	JR	13:52.43	4/4/14	0.95	0.34	1.29
▶ 5000m	31	Matt MCELROY	SR	13:55.56	4/17/14	0.65	0.21	0.86
▶ 5000m	39	Andy TROUARD	SO	13:56.95	4/4/14	0.275	0.15	0.43
▶ 10k	9	Matt MCELROY	SR	28:51.55	4/4/14	14	1.30	15.30
▶ 10k	45	Tyler BYRNE	SR	29:30.62	4/17/14	0.125	0.00	0.13
▶ 110H	36	Vernon JAMISON	SR	13.90 (0.0)	5/3/14	0.4	0.11	0.51
▶ HJ	5	Deante KEMPER	SR	2.23m 7-3¼	4/17/14	22	1.58	23.58
Team Total								56.99

35



Ohio State

Big Ten Conference

Event	Scrd As	Athlete	Yr	Scored Mark	Date	Pl. Pts.	Bonus	TOTAL
Scored bests come from PRE-SEASON DATA								
▶ 200m	24	Timothy FAUST	SR	20.64 (0.6)	5/31/14	1	0.36	1.36
▶ 400m	17	Lamar BRUTON	SO	46.02	5/31/14	4.5	0.52	5.02
▶ Steeple	21	Jackson NEFF	SR	8:47.86	5/16/14	2.5	0.46	2.96
▶ 10k	23	Blake TANEFF	JR	29:12.59	5/16/14	1.5	0.41	1.91
▶ 110H	13	Donovan ROBERTSON	JR	13.70 (0.5)	5/31/14	8	0.78	8.78
▶ 400H	41	Antonio BLANKS	RS14	51.31	5/25/13	0.225	0.04	0.27
▶ 4x100	28			39.83	5/31/14	0.8	0.23	1.03
▶ 4x400	10			3:04.15	5/31/14	12	1.12	13.12
▶ SP	21	JC MURASKY	JR	19.13m 62-9¼	5/16/14	2.5	0.40	2.90
▶ JAV	7	Bill STANLEY	JR	74.38m 244-0	3/28/14	18	1.51	19.51
Team Total								56.87

36



Auburn

Southeastern Conference

▼ 12

Event	Scrd As	Athlete	Yr	Scored Mark	Date	Pl. Pts.	Bonus	TOTAL
Scored bests come from PRE-SEASON DATA								
▶ 100m	44	Teray SMITH	SO	10.41w (2.1)	5/15/14	0.15	0.00	0.15
▶ 200m	17	Teray SMITH	SO	20.57 (1.0)	5/3/14	4.5	0.56	5.06
▶ 200m	21	Khalil HENDERSON	SO	20.61w (2.1)	6/14/14	2.5	0.42	2.92
▶ 110H	9	Torrey CAMPBELL	JR	13.67 (1.8)	5/15/14	14	0.92	14.92
▶ 110H	45	Gary FORD	SR	13.98 (1.9)	3/26/14	0.125	0.00	0.13
▶ 4x100	9			39.17	3/26/14	14	1.12	15.12
▶ HJ	18	Shawn JOHNSON	JR	2.18m 7-1¾	3/22/14	4	0.49	4.49
▶ TJ	49	Shawn JOHNSON	JR	15.37m 50-5¼	3/6/14	0.025	0.00	0.03
▶ JAV	10	Justin CARTER	SO	73.04m 239-7	5/15/14	12	0.96	12.96
▶ DEC	46	Parker SHEARER	JR	6,843	5/15/14	0.1	0.00	0.10
Team Total								55.89

37



Middle Tennessee

Conference USA

▼ 13

Event	Scrd As	Athlete	Yr	Scored Mark	Date	Pl. Pts.	Bonus	TOTAL
Scored bests come from PRE-SEASON DATA								
▶ 800m	2	Eliud RUTTO	JR	1:45.37	5/4/14	28	2.77	30.77
▶ JAV	6	John AMPOMAH	JR	74.42m 244-2	5/22/14	20	1.53	21.53
▶ DEC	20	Atsu NYAMADI	JR	7,201	5/23/14	3	0.34	3.34
Team Total								55.65

38



Cornell

Ivy League

▼ 7

Event	Scrd As	Athlete	Yr	Scored Mark	Date	Pl. Pts.	Bonus	TOTAL
Scored bests come from PRE-SEASON DATA								
▶ 110H	17	Max HAIRSTON	JR	13.74 (0.5)	5/31/14	4.5	0.60	5.10
▶ 400H	46	Max HAIRSTON	JR	51.42	5/31/14	0.1	0.00	0.10
▶ 4x100	33			39.98	5/31/14	0.55	0.09	0.64
▶ PV	39	Grant SISSERSON	SO	5.21m 17-1	4/24/14	0.275	0.00	0.28
▶ SP	4	Stephen MOZIA	SR	20.46m 67-1½	6/14/14	24	2.57	26.57
▶ DISC	6	Stephen MOZIA	SR	62.80m 206-0	5/31/14	20	2.16	22.16
Team Total								54.83

"Scrd As", short for "Scored As", Standing used for place points portion of performance's score combining preseason data (when applied) to current season data

Numbers in BLACK are both the performance's actual NCAA rank AND "scored as" rank Numbers in RED indicate actual NCAA rank does not exist or is worse than "scored as" rank Numbers in BLUE indicate actual NCAA rank is better than "scored as" rank

USTFCCCA Non-Member

Non-Member Schools Will NOT be ranked, beginning Week 2



2015 Outdoor Track & Field, Preseason

Only those who score >0.01 pts are shown
D denotes multiple-event rule in affect

MEN

39



UT Arlington

Sun Belt Conference

▲16

Event	Scrd As	Athlete	Yr	Scored Mark	Date	Pl. Pts.	Bonus	TOTAL
Scored bests come from PRE-SEASON DATA								
100m	3	Clayton VAUGHN	SR	10.08w (3.1)	5/9/14	26	1.84	27.84
100m	25	Quentin BUTLER	SR	10.25w (3.9)	5/9/14	0.95	0.33	1.28
200m	10	Clayton VAUGHN	SR	20.47w (3.4)	5/9/14	12	0.91	12.91
Steeple	14	Emil BLOMBERG	SR	8:44.78	5/31/14	7	0.84	7.84
4x100	19			39.55	5/31/14	3.5	0.48	3.98
HJ	31	Roland SALES	JR	2.15m 7-½	5/9/14	0.65	0.14	0.79
Team Total								54.64

40



Mississippi

Southeastern Conference

▼16

Event	Scrd As	Athlete	Yr	Scored Mark	Date	Pl. Pts.	Bonus	TOTAL
Scored bests come from PRE-SEASON DATA								
100m	22	Jalen MILLER	SO	10.24 (1.6)	4/26/14	2	0.36	2.36
200m	36	Jalen MILLER	SO	20.76 (1.9)	5/15/14	0.4	0.15	0.55
800m	17	Sean TOBIN	SO	1:47.99	4/11/14	4.5	0.52	5.02
800m	41	Dameon MORGAN	JR	1:48.90	5/31/14	0.225	0.14	0.37
800m	42	Holland SHERRER	JR	1:48.95	5/31/14	0.2	0.13	0.33
1500m	18	Sean TOBIN	SO	3:42.07	4/17/14	D 4	0.53	2.53
Steeple	25	MJ ERB	JR	8:50.01	4/4/14	0.95	0.33	1.28
110H	21	Robert SEMIEN	SR	13.80 (0.5)	5/31/14	2.5	0.34	2.84
4x100	14			39.34	5/31/14	7	0.81	7.81
HJ	16	Adam AGUIRRE	TR	2.19m 7-2¼	5/3/14	5	0.64	5.64
HJ	31	Branden GREENE	TR	2.15m 7-½	3/27/14	0.65	0.14	0.79
LJ	35	Phillip YOUNG	SR	7.59m 24-11	5/15/14	0.45	0.00	0.45
LJ	48	Malcolm DAVIS	SR	7.53m 24-8½	5/15/14	0.05	0.00	0.05
TJ	8	Phillip YOUNG	SR	16.11m 52-10¼	5/3/14	16	1.10	17.10
HT	17	Dempsey MCGUIGAN	RSFR	66.38m 217-9	3/22/14	4.5	0.54	5.04
HT	27	Nathan LOE	SO	64.08m 210-3	4/4/14	0.85	0.05	0.90
Team Total								53.05

41



Kent State

Mid-American Conference

▼17

Event	Scrd As	Athlete	Yr	Scored Mark	Date	Pl. Pts.	Bonus	TOTAL
Scored bests come from PRE-SEASON DATA								
100m	21	Wayne GORDON	JR	10.22w (3.3)	4/4/14	2.5	0.48	2.98
100m	34	Riak REESE	SO	10.34w (3.3)	4/4/14	0.5	0.01	0.51
200m	17	Wayne GORDON	JR	20.57 (2.0)	4/10/14	4.5	0.56	5.06
200m	33	Riak REESE	SO	20.73 (1.5)	4/18/14	0.55	0.20	0.75
400m	37	Miles DUNLAP	SR	46.59	5/15/14	0.35	0.11	0.46
110H	33	William BARNES	SR	13.86 (0.9)	5/15/14	0.55	0.21	0.76
400H	30	Miles DUNLAP	SR	51.11	5/9/14	0.7	0.19	0.89
PV	31	Jesse OXLEY	JR	5.28m 17-3¼	5/2/14	0.65	0.17	0.82
SP	32	Michael KING	JR	18.56m 60-10¼	4/10/14	0.6	0.00	0.60
DISC	16	Reginald JAGERS	JR	59.19m 194-2	5/9/14	5	0.59	5.59
DISC	22	Matthias TAYALA	SR	58.15m 190-9	5/15/14	2	0.25	2.25
HT	3	Matthias TAYALA	SR	73.57m 241-4	6/14/14	26	3.16	29.16
Team Total								49.83

42



Portland

West Coast Conference

Event	Scrd As	Athlete	Yr	Scored Mark	Date	Pl. Pts.	Bonus	TOTAL
Scored bests come from PRE-SEASON DATA								
5000m	47	David PERRY	SR	13:59.10	4/17/14	0.075	0.07	0.14
5000m	51	Reid BUCHANAN	SR	13:59.44	4/4/14		0.05	0.05
10k	4	David PERRY	SR	28:42.35	4/4/14	24	1.94	25.94
10k	6	Scott FAUBLE	SR	28:43.70	4/4/14	20	1.84	21.84
10k	36	Timo GOEHLER	SR	29:19.38	4/4/14	0.4	0.25	0.65
10k	42	Danny MARTINEZ	SO	29:28.21	4/17/14	0.2	0.05	0.25
Team Total								48.88

"Scrd As", short for "Scored As", Standing used for place points portion of performance's score combining preseason data (when applied) to current season data

Numbers in BLACK are both the performance's actual NCAA rank AND "scored as" rank Numbers in RED indicate actual NCAA rank does not exist or is worse than "scored as" rank Numbers in BLUE indicate actual NCAA rank is better than "scored as" rank

USTFCCCA Non-Member

Non-Member Schools Will NOT be ranked, beginning Week 2



USTFCCCA NCAA Division I National Team Computer Rankings

as of 3/23/2015 5:06:47 PM

2015 Outdoor Track & Field, Preseason

Only those who score >0.01 pts are shown
D denotes multiple-event rule in affect

MEN

43



UTEP

Conference USA

▼19

Event	Scrd As	Athlete	Yr	Scored Mark	Date	Pl. Pts.	Bonus	TOTAL
Scored bests come from CURRENT season								
4x100	37	Hinson, Washington, Bias, Mitchell		40.35cA 40.23	3/21/15	0.35	0.00	0.35
JAV	42	Rasmus MAUKONEN	SO	67.91m 222-9	3/21/15	0.2	0.00	0.20
Scored bests come from PRE-SEASON DATA								
1500m	3	Anthony ROTICH	SR	3:39.16	4/12/14	D 26	1.81	3.81
1500m	42	Cosmas BOIT	SO	3:43.55	5/4/14	0.2	0.16	0.36
Steeple	1	Anthony ROTICH	SR	8:30.54	5/4/14	30	3.55	33.55
400H	49	Roberto CAMACHO	SR	51.48	5/2/14	0.025	0.00	0.03
4x400	29			3:07.48	4/23/14	0.75	0.25	1.00
LJ	14	Brandon MOSS	JR	7.77m 25-6	5/15/14	7	0.69	7.69
Team Total								46.99

44



Kansas

Big 12 Conference

▼11

Event	Scrd As	Athlete	Yr	Scored Mark	Date	Pl. Pts.	Bonus	TOTAL
Scored bests come from PRE-SEASON DATA								
110H	24	Michael STIGLER	SR	13.81 (0.3)	5/16/14	1	0.32	1.32
400H	1	Michael STIGLER	SR	49.34	6/14/14	30	2.97	32.97
4x400	25			3:07.16	5/31/14	0.95	0.30	1.25
HJ	21	Nick GIANCANA	RS14	2.17m 7-1½	5/11/13	2.5	0.38	2.88
HJ	38	Austin HOAG	JR	2.14m 7-¼	4/16/14	0.3	0.02	0.32
PV	15	Greg LUPTON	SR	5.35m 17-6½	3/26/14	6	0.53	6.53
PV	31	Nick MEYER	SO	5.28m 17-3¾	4/5/14	0.65	0.17	0.82
DISC	33	Mitchell COOPER	SO	56.99m 186-11	4/25/14	0.55	0.00	0.55
Team Total								46.65

45



Villanova

BIG EAST Conference

▼9

Event	Scrd As	Athlete	Yr	Scored Mark	Date	Pl. Pts.	Bonus	TOTAL
Scored bests come from PRE-SEASON DATA								
800m	58	Dusty SOLIS	SR	1:49.24	4/16/14		0.04	0.04
1500m	7	Jordan WILLIAMSZ	JR	3:40.25	6/14/14	18	1.28	19.28
1500m	38	Sam MCENTEE	SR	3:43.33	4/16/14	0.3	0.19	0.49
1500m	55	Robert DENAULT	JR	3:44.28	4/16/14		0.05	0.05
5000m	4	Patrick TIERNAN	SO	13:31.25	6/14/14	24	2.01	26.01
Team Total								45.87

46




Buffalo

Mid-American Conference

Event	Scrd As	Athlete	Yr	Scored Mark	Date	Pl. Pts.	Bonus	TOTAL
Scored bests come from PRE-SEASON DATA								
4x100	29			39.88	5/31/14	0.75	0.18	0.93
LJ	45	Ryan BILLIAN	JR	7.54mw 24-9	4/24/14	0.125	0.00	0.13
SP	6	Jonathan JONES	SR	20.22mw 66-4¾	5/31/14	20	2.02	22.02
JAV	37	Jacob SUNDAY	SR	68.37m 224-3	5/15/14	0.35	0.00	0.35
DEC	6	Mike MORGAN	JR	7,699	5/15/14	20	1.66	21.66
Team Total								45.09

47



Loyola-Chicago

Missouri Valley Conference

▼9

Event	Scrd As	Athlete	Yr	Scored Mark	Date	Pl. Pts.	Bonus	TOTAL
Scored bests come from PRE-SEASON DATA								
400m	40	Kevin GLASTETTER	SR	46.62	4/17/14	0.25	0.09	0.34
1500m	4	Sam PENZENSTADLER	SR	3:39.77	6/14/14	24	1.52	25.52
LJ	9	James MCLACHLAN	RS14	7.86m 25-9½	4/18/13	14	1.35	15.35
LJ	31	Antwon JAMES	JR	7.62m 25-0	4/4/14	0.65	0.07	0.72
TJ	21	James MCLACHLAN	RS14	15.78m 51-9¾	5/3/13	2.5	0.33	2.83
Team Total								44.75

"Scrd As", short for "Scored As", Standing used for place points portion of performance's score combining preseason data (when applied) to current season data

Numbers in BLACK are both the performance's actual NCAA rank AND "scored as" rank Numbers in RED indicate actual NCAA rank does not exist or is worse than "scored as" rank Numbers in BLUE indicate actual NCAA rank is better than "scored as" rank

USTFCCCA Non-Member

Non-Member Schools Will NOT be ranked, beginning Week 2



USTFCCCA NCAA Division I National Team Computer Rankings

as of 3/23/2015 5:06:47 PM

2015 Outdoor Track & Field, Preseason

Only those who score >0.01 pts are shown
D denotes multiple-event rule in affect

MEN

48



Colorado

Pac-12 Conference

▲ 16

Event	Scrd As	Athlete	Yr	Scored Mark	Date	Pl. Pts.	Bonus	TOTAL
Scored bests come from CURRENT season								
4x100	48	Mars, Mitsch, Gaytan, Gifford		41.00cA 40.88	3/20/15	0.05	0.00	0.05
HT	47	Alex KIZIRIAN	SR	61.63m 202-2	3/20/15	0.075	0.00	0.08
Scored bests come from PRE-SEASON DATA								
1500m	15	Ben SAAREL	SO	3:41.54	4/18/14	6	0.69	6.69
1500m	16	Jake HURYSZ	SR	3:41.75	5/31/14	5	0.63	5.63
1500m	47	Ammar MOUSSA	JR	3:43.97	4/18/14	0.075	0.09	0.17
Steeple	24	Blake THEROUX	SR	8:49.95	5/31/14	1	0.33	1.33
5000m	9	Morgan PEARSON	JR	13:38.92	5/4/14	14	1.18	15.18
5000m	14	Pierce MURPHY	JR	13:48.74	5/4/14	7	0.49	7.49
5000m	16	Ben SAAREL	SO	13:48.97	5/4/14	D 5	0.48	2.48
5000m	32	Jake HURYSZ	SR	13:55.57	5/17/14	6	0.21	0.81
5000m	35	Connor WINTER	JR	13:55.91	5/4/14	0.45	0.20	0.65
5000m	37	Ammar MOUSSA	JR	13:56.00	5/4/14	0.35	0.19	0.54
5000m	43	Blake THEROUX	SR	13:57.62	5/4/14	0.175	0.13	0.30
10k	32	Morgan PEARSON	JR	29:18.04	3/21/14	0.6	0.28	0.88
10k	32	Pierce MURPHY	JR	29:18.04	3/21/14	0.6	0.28	0.88
110H	34	Jaron THOMAS	SO	13.87w (2.2)	5/3/14	0.5	0.18	0.68
400H	38	Jaron THOMAS	SO	51.24	5/17/14	0.3	0.09	0.39
Team Total								44.23

49



North Carolina

Atlantic Coast Conference

▲ 6

Event	Scrd As	Athlete	Yr	Scored Mark	Date	Pl. Pts.	Bonus	TOTAL
Scored bests come from PRE-SEASON DATA								
200m	16	Ceo WAYS	SO	20.53 (0.5)	4/17/14	D 5	0.70	2.70
400m	15	Ceo WAYS	SO	45.93	4/3/14	6	0.63	6.63
800m	24	O'Neal WANLISS	SR	1:48.28	5/10/13	1	0.34	1.34
800m	49	Cory NICHOLLS	SO	1:49.15	5/31/14	0.025	0.07	0.09
5000m	34	Pat SCHELLBERG	SR	13:55.77	4/4/14	0.5	0.20	0.70
110H	38	Devon CARTER	SR	13.91 (0.4)	5/31/14	0.3	0.09	0.39
110H	42	Roy SMITH	SR	13.94 (0.8)	5/9/14	0.2	0.02	0.22
400H	8	Rilwan ALOWONLE	JR	50.11	5/31/14	16	1.28	17.28
400H	16	Javonte LIPSEY	JR	50.65	4/17/14	5	0.52	5.52
4x400	13			3:04.80	5/31/14	8	0.90	8.90
DEC	44	Joe HUTCHINSON	SR	6,862	4/17/14	0.15	0.00	0.15
Team Total								43.92

50



Penn

Ivy League

▼ 8

Event	Scrd As	Athlete	Yr	Scored Mark	Date	Pl. Pts.	Bonus	TOTAL
Scored bests come from PRE-SEASON DATA								
1500m	8	Thomas AWAD	JR	3:40.68	4/24/14	16	1.08	17.08
Steeple	35	Nick TUCK	SO	8:52.72	5/31/14	0.45	0.16	0.61
Steeple	38	Brendan SMITH	JR	8:53.42	4/16/14	0.3	0.12	0.42
5000m	15	Thomas AWAD	JR	13:48.90	3/28/14	D 6	0.48	2.48
10k	41	Thomas AWAD	JR	29:26.13	5/10/14	0.225	0.10	0.33
HJ	48	Thomas PITT	JR	2.13m 6-11½	5/10/14	0.05	0.00	0.05
DISC	7	Sam MATTIS	JR	62.13mw 203-10	5/31/14	18	1.74	19.74
Team Total								40.70

51



Eastern Michigan

Mid-American Conference

▲ 9

Event	Scrd As	Athlete	Yr	Scored Mark	Date	Pl. Pts.	Bonus	TOTAL
Scored bests come from PRE-SEASON DATA								
200m	45	Cameron BOLTON	SR	20.82 (0.4)	5/15/14	0.125	0.05	0.17
400m	17	Tyler BROWN	SO	46.02	4/17/14	4.5	0.52	5.02
4x100	33			39.98	4/23/14	0.55	0.09	0.64
4x400	21			3:05.93	5/31/14	2.5	0.52	3.02
LJ	40	Donald SCOTT	SR	7.57m 24-10	5/15/14	0.25	0.00	0.25
TJ	4	Donald SCOTT	SR	16.34mw 53-7½	5/3/14	24	1.82	25.82
DEC	16	Solomon IJAH	JR	7,312	3/26/14	5	0.57	5.57
Team Total								40.48

"Scrd As", short for "Scored As", Standing used for place points portion of performance's score combining preseason data (when applied) to current season data

Numbers in BLACK are both the performance's actual NCAA rank AND "scored as" rank Numbers in RED indicate actual NCAA rank does not exist or is worse than "scored as" rank Numbers in BLUE indicate actual NCAA rank is better than "scored as" rank

USTFCCCA Non-Member

Non-Member Schools Will NOT be ranked, beginning Week 2



USTFCCCA NCAA Division I National Team Computer Rankings

as of 3/23/2015 5:06:47 PM

2015 Outdoor Track & Field, Preseason

Only those who score >0.01 pts are shown
D denotes multiple-event rule in affect

MEN

52



New Mexico

Mountain West Conference

▼ 8

Event	Scrd As	Athlete	Yr	Scored Mark	Date	Pl. Pts.	Bonus	TOTAL
-------	---------	---------	----	-------------	------	----------	-------	-------

Scored bests come from CURRENT season

▶ 4x100	36	Hamilton, Jones, Wiggins, Bajere		40.34	3/20/15	0.4	0.00	0.40
---------	----	----------------------------------	--	-------	---------	-----	------	------

Scored bests come from PRE-SEASON DATA

▶ 800m	48	Edwin HERRING	RS14	1:49.06	5/8/13	0.05	0.10	0.15	
▶ 1500m	5	Peter CALLAHAN	SR	3:39.90	6/14/14	22	1.45	23.45	
▶ 1500m	17	Todd WAKEFIELD	RS14	3:41.83	5/4/13	4.5	0.60	5.10	
▶ 1500m	37	Ross MATHESON	SR	3:43.27	4/18/14	0.35	0.20	0.55	
▶ 1500m	52	Alex CORNWELL	SR	3:44.19	4/18/14		0.06	0.06	
▶ Steeple	26	Elmar ENGHOLM	JR	8:50.26	5/31/14	0.9	0.31	1.21	
▶ 400H	15	Charles LEWIS	SR	50.55	5/31/14	6	0.64	6.64	
▶ HJ	23	Django LOVETT	RS14	2.16m	7-1	5/25/13	1.5	0.26	1.76
▶ TJ	36	Warrick CAMPBELL	SR	15.59m	51-1½	5/31/14	0.4	0.03	0.43

Team Total 39.74

53



Wisconsin

Big Ten Conference

▼ 44

Event	Scrd As	Athlete	Yr	Scored Mark	Date	Pl. Pts.	Bonus	TOTAL
-------	---------	---------	----	-------------	------	----------	-------	-------

Scored bests come from PRE-SEASON DATA

▶ 800m	60	Alex HATZ	SR	1:49.32	4/3/14		0.02	0.02	
▶ 1500m	19	Alex HATZ	SR	3:42.10	5/4/14	3.5	0.52	4.02	
▶ 5000m	40	Michael VANVOORHIS	SR	13:57.07	4/17/14	0.25	0.15	0.40	
▶ 10k	13	Michael VANVOORHIS	SR	29:06.65	5/16/14	8	0.54	8.54	
▶ PV	36	Jesse JOHNSON	SO	5.22m	17-1½	5/3/14	0.4	0.00	0.40
▶ DISC	24	Alex THOMPSON	SR	57.94m	190-1	5/10/14	1	0.19	1.19
▶ HT	5	Michael LIHRMAN	SR	71.24m	233-8	6/14/14	22	2.06	24.06
▶ JAV	48	Ben SCHREIB	JR	67.02m	219-10	5/10/14	0.05	0.00	0.05
▶ DEC	34	Charlie FOSS	JR	6,963	5/16/14	0.5	0.00	0.50	

Team Total 39.17

54



TCU

Big 12 Conference

Event	Scrd As	Athlete	Yr	Scored Mark	Date	Pl. Pts.	Bonus	TOTAL
-------	---------	---------	----	-------------	------	----------	-------	-------

Scored bests come from PRE-SEASON DATA

▶ 100m	9	Ronnie BAKER	JR	10.14w	(2.7)	5/31/14	14	1.20	15.20
▶ 100m	28	Kolby LISTENBEE	SO	10.26	(1.0)	5/16/14	0.8	0.29	1.09
▶ 200m	13	Sam WATTS	JR	20.50w	(3.3)	3/20/14	8	0.81	8.81
▶ 200m	21	Cameron ECHOLS- LUPER	SO	20.61w	(3.5)	3/20/14	2.5	0.42	2.92
▶ 200m	31	Ronnie BAKER	JR	20.72w	(3.3)	3/20/14	0.65	0.22	0.87
▶ 400m	28	Ronnie BAKER	JR	46.40		5/16/14	0.8	0.25	1.05
▶ 4x100	18			39.52		6/14/14	4	0.51	4.51
▶ 4x400	20			3:05.81		4/23/14	3	0.56	3.56
▶ DISC	37	Adam DAMADZIC	JR	56.23m	184-5	5/16/14	0.35	0.00	0.35

Team Total 38.35

55



Virginia Tech

Atlantic Coast Conference

▼ 19

Event	Scrd As	Athlete	Yr	Scored Mark	Date	Pl. Pts.	Bonus	TOTAL
-------	---------	---------	----	-------------	------	----------	-------	-------

Scored bests come from PRE-SEASON DATA

▶ 200m	35	Dante PRICE	SO	20.74w	(3.9)	3/21/14	0.45	0.19	0.64
▶ Steeple	22	Stuart ROBERTSON	JR	8:48.89		5/31/14	2	0.40	2.40
▶ PV	9	Torben LAIDIG	SO	5.42m	17-9½	5/18/14	14	0.90	14.90
▶ PV	33	Chris UHLE	SR	5.27m	17-3½	5/31/14	0.55	0.12	0.67
▶ HT	8	Tomas KRZULIAK	JR	69.47m	227-11	6/14/14	16	1.33	17.33

Team Total 35.93

56



Eastern Kentucky

Ohio Valley Conference

▼ 18

Event	Scrd As	Athlete	Yr	Scored Mark	Date	Pl. Pts.	Bonus	TOTAL
-------	---------	---------	----	-------------	------	----------	-------	-------

Scored bests come from PRE-SEASON DATA

▶ Steeple	4	Ole HESSELBJERG	SR	8:38.75		6/14/14	24	1.94	25.94
▶ 5000m	12	Wade MEDDLES	SR	13:46.27		4/4/14	9	0.59	9.59

Team Total 35.52

"Scrd As", short for "Scored As", Standing used for place points portion of performance's score combining preseason data (when applied) to current season data

Numbers in BLACK are both the performance's actual NCAA rank AND "scored as" rank Numbers in RED indicate actual NCAA rank does not exist or is worse than "scored as" rank Numbers in BLUE indicate actual NCAA rank is better than "scored as" rank

USTFCCCA Non-Member

Non-Member Schools Will NOT be ranked, beginning Week 2



USTFCCCA NCAA Division I National Team Computer Rankings

as of 3/23/2015 5:06:47 PM

2015 Outdoor Track & Field, Preseason

Only those who score >0.01 pts are shown
D denotes multiple-event rule in affect

MEN

57



Iowa State

Big 12 Conference

Event	Scrd As	Athlete	Yr	Scored Mark	Date	Pl. Pts.	Bonus	TOTAL	
Scored bests come from PRE-SEASON DATA									
▶ 800m	3	Edward KEMBOI	SR	1:46.14	4/17/14	26	2.03	28.03	
▶ 800m	22	Patrick PETERSON	RS14	1:48.10	5/9/13	2	0.45	2.45	
▶ 1500m	57	Patrick PETERSON	RS14	3:44.39	3/29/13		0.03	0.03	
▶ Steeple	29	Brian BIEKERT	SR	8:50.84	4/16/14	0.75	0.28	1.03	
▶ 400H	31	Derek JONES	SO	51.13	5/16/14	0.65	0.17	0.82	
▶ HJ	23	Cameron OSTROWSKI	SR	2.16m	7-1	4/23/14	1.5	0.26	1.76
▶ SP	28	Jan JEUSCHEDE	JR	18.75m	61-6½	6/14/14	0.8	0.03	0.83
▶ DEC	39	Taylor SANDERSON	JR	6,925	5/16/14	0.275	0.00	0.28	
Team Total								35.22	

58



Memphis

American Athletic Conference

Event	Scrd As	Athlete	Yr	Scored Mark		Date	Pl. Pts.	Bonus	TOTAL
Scored bests come from PRE-SEASON DATA									
▶ PV	5	Pauls PUJATS	SR	5.54m	18-2	3/29/14	22	1.99	23.99
▶ SP	33	Yannik SCHALY	JR	18.50m	60-8½	4/26/14	0.55	0.00	0.55
▶ DISC	32	Luke VAUGHN	SO	57.22m	187-8	6/14/14	0.6	0.00	0.60
▶ DEC	12	Luis HANSSLER	JR	7,471		5/2/14	9	0.88	9.88
▶ DEC	43	Tuure HOLLO	JR	6,866		5/2/14	0.175	0.00	0.17
Team Total									35.20

59



Georgia Tech

Atlantic Coast Conference

Event	Scrd As	Athlete	Yr	Scored Mark		Date	Pl. Pts.	Bonus	TOTAL
Scored bests come from PRE-SEASON DATA									
▶ 100m	29	Broderick SNODDY	JR	10.28	(2.0)	3/28/14	0.75	0.22	0.97
▶ 200m	29	Broderick SNODDY	JR	20.70w	(2.5)	3/28/14	0.75	0.26	1.01
▶ 800m	7	Brandon LASATER	SR	1:47.19		4/3/14	18	1.03	19.03
▶ 1500m	31	Brandon LASATER	SR	3:42.91		5/9/14	0.65	0.26	0.91
▶ PV	10	Nikita KIRILLOV	SR	5.41m	17-9	4/11/14	12	0.84	12.84
Team Total									34.76

60



SIUE

Ohio Valley Conference

16

Event	Scrd As	Athlete	Yr	Scored Mark		Date	Pl. Pts.	Bonus	TOTAL
Scored bests come from PRE-SEASON DATA									
▶ 200m	41	Braxton KLAVINS	SR	20.81	(0.5)	5/31/14	0.225	0.07	0.29
▶ 400m	22	Braxton KLAVINS	SR	46.13		5/31/14	2	0.44	2.44
▶ LJ	2	Laderrick WARD	SR	8.00m	26-3	4/19/14	28	2.82	30.82
▶ LJ	37	Julian HARVEY	SO	7.58mw	24-10½	4/11/14	0.35	0.00	0.35
Team Total									33.90

61



Indiana

Big Ten Conference

Event	Scrd As	Athlete	Yr	Scored Mark	Date	Pl. Pts.	Bonus	TOTAL	
Scored bests come from PRE-SEASON DATA									
▶ 800m	17	Tretez KINNAIRD	SO	1:47.99	4/19/14	4.5	0.52	5.02	
▶ 1500m	9	Rorey HUNTER	SR	3:40.75	6/14/14	14	1.04	15.04	
▶ Steeple	30	Jason CRIST	SO	8:51.30	5/31/14	0.7	0.25	0.95	
▶ Steeple	34	Nolan FIFE	SR	8:52.31	5/31/14	0.5	0.18	0.68	
▶ Steeple	42	Joshua ROCHE	JR	8:54.17	4/24/14	0.2	0.07	0.27	
▶ 5000m	30	Rorey HUNTER	SR	13:55.20	4/4/14	0.7	0.22	0.92	
▶ 10k	14	Evan ESSELINK	SR	29:08.52	5/16/14	7	0.50	7.50	
▶ PV	22	Drew VOLZ	SR	5.30m	17-4½	5/3/14	2	0.27	2.27
▶ DEC	35	Stephen KELLER	JR	6,954	3/26/14	0.45	0.00	0.45	
▶ DEC	41	Dylan ANDERSON	JR	6,881	3/26/14	0.225	0.00	0.225	
Team Total								33.34	

62



Illinois State

Missouri Valley Conference

11

Event	Scrd As	Athlete	Yr	Scored Mark	Date	Pl. Pts.	Bonus	TOTAL
Scored bests come from PRE-SEASON DATA								
5000m	20	Ryan RUTHERFORD	SR	13:49.99	4/18/14	3	0.44	3.44
10k	3	Ryan RUTHERFORD	SR	28:41.23	4/4/14	26	2.01	28.01
Team Total								31.45

"Scrd As", short for "Scored As", Standing used for place points portion of performance's score combining preseason data (when applied) to current season data

Numbers in BLACK are both the performance's actual NCAA rank AND "scored as" rank Numbers in RED indicate actual NCAA rank does not exist or is worse than "scored as" rank Numbers in BLUE indicate actual NCAA rank is better than "scored as" rank

USTFCCCA Non-Member

Non-Member Schools Will NOT be ranked, beginning Week 2



USTFCCCA NCAA Division I National Team Computer Rankings

as of 3/23/2015 5:06:48 PM

2015 Outdoor Track & Field, Preseason

Only those who score >0.01 pts are shown
D denotes multiple-event rule in affect

MEN

63



Clemson

Atlantic Coast Conference

Event	Scrd As	Athlete	Yr	Scored Mark	Date	Pl. Pts.	Bonus	TOTAL
-------	---------	---------	----	-------------	------	----------	-------	-------

Scored bests come from CURRENT season

▶ 4x100	50	Britton, Cheeks, Johnson, Lamb		41.02		3/19/15	0.01	0.00	0.01
▶ HJ	18	Torian WARE	SR	2.18m	7-1½	3/19/15	4	0.49	4.49
▶ DISC	17	James PLUMMER	SO	58.78m	192-10	3/19/15	4.5	0.46	4.96

Scored bests come from PRE-SEASON DATA

▶ 100m	10	Reggie LEWIS	SR	10.15	(1.5)	3/26/14	12	1.09	13.09
▶ 100m	14	Tevin HESTER	JR	10.16	(1.5)	3/26/14	7	0.98	7.98
▶ 200m	45	Michael CHEEKS	SO	20.82	(1.0)	5/3/14	0.125	0.05	0.17
▶ TJ	37	Shai CARPENTER	SR	15.57m	51-1	5/16/14	0.35	0.00	0.35

Team Total 31.05

64



UTSA

Conference USA

▼31

Event	Scrd As	Athlete	Yr	Scored Mark	Date	Pl. Pts.	Bonus	TOTAL
-------	---------	---------	----	-------------	------	----------	-------	-------

Scored bests come from PRE-SEASON DATA

▶ 110H	36	Keyunta HAYES	SR	13.90	(0.2)	5/15/14	0.4	0.11	0.51
▶ 400H	3	Keyunta HAYES	SR	49.59		4/3/14	26	2.41	28.41
▶ 400H	37	Jurmarcus SHELVIN	JR	51.22		5/31/14	0.35	0.11	0.46
▶ 4x400	32			3:07.79		5/31/14	0.6	0.20	0.80
▶ SP	29	Andrew AKENS	SR	18.68m	61-3½	5/15/14	0.75	0.00	0.75

Team Total 30.93

65



Tulsa

American Athletic Conference

Event	Scrd As	Athlete	Yr	Scored Mark	Date	Pl. Pts.	Bonus	TOTAL
-------	---------	---------	----	-------------	------	----------	-------	-------

Scored bests come from PRE-SEASON DATA

▶ 100m	10	Bryce ROBINSON	JR	10.15w	(3.9)	4/11/14	12	1.09	13.09
▶ 200m	12	Bryce ROBINSON	JR	20.48	(-0.3)	5/31/14	9	0.88	9.88
▶ 800m	55	Elijah SILVA	SO	1:49.21		5/2/14		0.05	0.05
▶ 1500m	14	Adam PALAMAR	RS14	3:41.34		6/11/13	7	0.76	7.76

Team Total 30.78

66



Boise State

Mountain West Conference

Event	Scrd As	Athlete	Yr	Scored Mark	Date	Pl. Pts.	Bonus	TOTAL
-------	---------	---------	----	-------------	------	----------	-------	-------

Scored bests come from PRE-SEASON DATA

▶ Steeple	20	Allan SCHROEDER	SR	8:47.56		4/4/14	3	0.49	3.49
▶ 5000m	41	David ELLIOTT	JR	13:57.21		4/4/14	0.225	0.14	0.37
▶ 10k	47	David ELLIOTT	JR	29:33.51		4/17/14	0.075	0.00	0.08
▶ 400H	8	Jordin ANDRADE	RS14	50.11		5/8/13	16	1.28	17.28
▶ 400H	13	Fernando MARTINEZ	JR	50.44		5/2/14	8	0.79	8.79

Team Total 30.00

67



Southern Illinois

Missouri Valley Conference

▼25

Event	Scrd As	Athlete	Yr	Scored Mark	Date	Pl. Pts.	Bonus	TOTAL
-------	---------	---------	----	-------------	------	----------	-------	-------

Scored bests come from PRE-SEASON DATA

▶ HJ	13	Kyle LANDON	SO	2.20m	7-2½	6/13/14	8	0.87	8.87
▶ SP	7	Josh FREEMAN	JR	19.86m	65-2	5/16/14	18	1.32	19.32
▶ HT	26	Curtis WIDEMAN	SR	64.32m	211-0	5/30/14	0.9	0.10	1.00
▶ HT	38	Bradley SAUER	RS14	62.45m	204-10	5/10/13	0.3	0.00	0.30

Team Total 29.49

"Scrd As", short for "Scored As", Standing used for place points portion of performance's score combining preseason data (when applied) to current season data

Numbers in BLACK are both the performance's actual NCAA rank AND "scored as" rank Numbers in RED indicate actual NCAA rank does not exist or is worse than "scored as" rank Numbers in BLUE indicate actual NCAA rank is better than "scored as" rank

USTFCCCA Non-Member

Non-Member Schools Will NOT be ranked, beginning Week 2



USTFCCCA NCAA Division I National Team Computer Rankings

as of 3/23/2015 5:06:48 PM

2015 Outdoor Track & Field, Preseason

Only those who score >0.01 pts are shown
D denotes multiple-event rule in affect

MEN

68



Long Beach State

Big West Conference

▼44

Event	Scrd As	Athlete	Yr	Scored Mark	Date	Pl. Pts.	Bonus	TOTAL	
Scored bests come from CURRENT season									
▶ 4x100	44	McCloskey, Glasgow, Perez-Rogers, Elam		40.89	3/7/15	0.15	0.00	0.15	
▶ 4x400	36	Perez-Rogers, Glasgow, Lockett, McCloskey		3:08.98	3/20/15	0.4	0.00	0.40	
▶ PV	36	Conner ROUSE	SO	5.22m	17-1½	3/20/15	0.4	0.00	0.40
▶ PV	36	Michael MONTGOMERY	SO	5.22m	17-1½	3/20/15	0.4	0.00	0.40
▶ TJ	21	Ryan SANDERS	SR	15.78mw	51-9¼ (3.1)	3/20/15	2.5	0.33	2.83
▶ SP	43	Jacob FRASER	JR	18.06m	59-3	3/14/15	0.175	0.00	0.17
▶ HT	34	Kody ROBISON	SO	62.82m	206-1	3/13/15	0.5	0.00	0.50
Scored bests come from PRE-SEASON DATA									
▶ 400m	47	Michael PEREZ-ROGERS	JR	46.77	4/11/14	0.075	0.00	0.08	
▶ 800m	10	Chris LOW	SR	1:47.52	5/31/14	12	0.82	12.82	
▶ 10k	22	Chris ENRIQUEZ	JR	29:12.46	5/16/14	2	0.41	2.41	
▶ LJ	15	Willie ALEXANDER	JR	7.75m	25-5¼	4/17/14	6	0.61	6.61
▶ TJ	29	Willie ALEXANDER	JR	15.69m	51-5¼	5/16/14	0.75	0.19	0.94
▶ DISC	28	Jacob FRASER	SR	57.73m	189-5	4/4/14	0.8	0.12	0.92
Team Total								28.62	

69



Rutgers

Big Ten Conference

▼5

Event	Scrd As	Athlete	Yr	Scored Mark		Date	Pl. Pts.	Bonus	TOTAL
Scored bests come from CURRENT season									
▶ HT	29	Joseph VELEZ	JR	63.65m	208-10	3/19/15	0.75	0.00	0.75
Scored bests come from PRE-SEASON DATA									
▶ LJ	6	Corey CRAWFORD	SR	7.91mw	25-11½	5/16/14	20	1.76	21.76
▶ LJ	28	Emeka EZE	JR	7.65m	25-1¼	5/16/14	0.8	0.19	0.99
▶ JAV	17	Thomas CARR	JR	71.51m	234-7	4/24/14	4.5	0.57	5.07
Team Total									28.58

70



Pittsburgh

Atlantic Coast Conference

▼26

Event	Scrd As	Athlete	Yr	Scored Mark		Date	Pl. Pts.	Bonus	TOTAL
Scored bests come from CURRENT season									
▶ JAV	34	Ethan SHALAWAY	SO	68.59m	225-0	3/20/15	0.5	0.00	0.50
Scored bests come from PRE-SEASON DATA									
▶ 400H	20	Desmond PALMER	SO	50.73		5/31/14	3	0.46	3.46
▶ 4x400	5			3:03.44		4/24/14	22	1.37	23.37
TJ	34	Imani BROWN	JR	15.61m	51-2½	5/31/14	0.5	0.06	0.56
▶ DISC	47	Andrew WELLS	SR	55.16m	180-11	4/10/14	0.075	0.00	0.08
Team Total									27.96

71



Syracuse

Atlantic Coast Conference

Event	Scrd As	Athlete	Yr	Scored Mark	Date	Pl. Pts.	Bonus	TOTAL
Scored bests come from PRE-SEASON DATA								
▶ 1500m	35	Joel HUBBARD	JR	3:43.12	5/9/14	0.45	0.23	0.68
▶ 5000m	22	Martin HEHIR	SR	13:50.88	4/4/14	2	0.40	2.40
▶ 5000m	54	Max STRANEVA	SR	14:00.48	4/4/14		0.01	0.01
▶ 10k	15	Reed KAMYSZEK	SR	29:08.84	4/4/14	6	0.49	6.49
▶ 10k	17	Martin HEHIR	SR	29:10.12	4/17/14	4.5	0.46	4.96
▶ 110H	15	Donald POLLITT	SR	13.73 (0.8)	4/24/14	6	0.64	6.64
▶ 110H	15	Freddie CRITTENDEN	SO	13.73 (0.2)	5/31/14	6	0.64	6.64
Team Total								27.83

72



Arkansas State

Sun Belt Conference

Event	Scrd As	Athlete	Yr	Scored Mark		Date	Pl. Pts.	Bonus	TOTAL
Scored bests come from PRE-SEASON DATA									
▶ LJ	4	Roelf PIENAAR	SO	7.97mw	26-1%	5/9/14	24	2.45	26.45
▶ TJ	35	Roelf PIENAAR	SO	15.60mw	51-2%	5/9/14	0.45	0.04	0.49
▶ DEC	37	William OLIVER	RS14	6,939		5/10/13	0.35	0.00	0.35
Team Total									27.30

"Scrd As", short for "Scored As", Standing used for place points portion of performance's score combining preseason data (when applied) to current season data

Numbers in BLACK are both the performance's actual NCAA rank AND "scored as" rank Numbers in RED indicate actual NCAA rank does not exist or is worse than "scored as" rank Numbers in BLUE indicate actual NCAA rank is better than "scored as" rank

USTFCCCA Non-Member

Non-Member Schools Will NOT be ranked, beginning Week 2



USTFCCCA NCAA Division I National Team Computer Rankings

as of 3/23/2015 5:06:48 PM

2015 Outdoor Track & Field, Preseason

Only those who score >0.01 pts are shown
D denotes multiple-event rule in affect

MEN

73



Troy

Sun Belt Conference

Event	Scrd As	Athlete	Yr	Scored Mark	Date	Pl. Pts.	Bonus	TOTAL
Scored bests come from PRE-SEASON DATA								
100m	4	Benjamin MARTIN	SR	10.11w (3.9)	5/9/14	24	1.52	25.52
200m	31	Benjamin MARTIN	SR	20.72w (3.4)	5/9/14	0.65	0.22	0.87
SP	48	Zach DOUGLAS	JR	17.81m 58-5½	4/18/14	0.05	0.00	0.05
Team Total								26.44

74



Georgetown

BIG EAST Conference

Event	Scrd As	Athlete	Yr	Scored Mark	Date	Pl. Pts.	Bonus	TOTAL
Scored bests come from PRE-SEASON DATA								
800m	20	Billy LEDDER	SR	1:48.01	4/12/14	3	0.51	3.51
800m	42	Ryan MANAHAN	SO	1:48.95	5/31/14	0.2	0.13	0.33
800m	46	Ahmed BILE	SO	1:49.04	5/9/14	0.1	0.10	0.20
1500m	40	Ahmed BILE	SO	3:43.43	5/4/14	0.25	0.18	0.43
Steeple	10	Darren FAHY	SO	8:43.12	4/16/14	12	1.10	13.10
Steeple	18	Max DARRAH	SR	8:46.88	5/31/14	4	0.57	4.57
Steeple	19	Matthew HOWARD	SR	8:47.02	4/16/14	3.5	0.55	4.05
Team Total								26.20

75



Marquette

BIG EAST Conference

Event	Scrd As	Athlete	Yr	Scored Mark	Date	Pl. Pts.	Bonus	TOTAL
Scored bests come from PRE-SEASON DATA								
HJ	4	Wally ELLENSEN	JR	2.25m 7-4½	6/14/14	24	2.19	26.19
Team Total								26.19

76



Michigan State

Big Ten Conference

Event	Scrd As	Athlete	Yr	Scored Mark	Date	Pl. Pts.	Bonus	TOTAL
Scored bests come from PRE-SEASON DATA								
5000m	19	Caleb RHYNARD	JR	13:49.60	3/28/14	3.5	0.45	3.95
10k	46	Ben CARRUTHERS	SR	29:30.99	3/28/14	0.1	0.00	0.10
PV	42	Tim CANFIELD	SR	5.20m 17-¾	5/16/14	0.2	0.00	0.20
SP	14	Antonio JAMES	SR	19.35m 63-6	5/2/14	7	0.62	7.62
DISC	10	Antonio JAMES	SR	60.15m 197-4	4/25/14	12	0.90	12.90
HT	24	Antonio JAMES	SR	64.51m 211-7	3/28/14	1	0.14	1.14
Team Total								25.91

77



California

Pac-12 Conference

Event	Scrd As	Athlete	Yr	Scored Mark	Date	Pl. Pts.	Bonus	TOTAL
Scored bests come from CURRENT season								
LJ	17	Walter JONES	FR	7.73m 25-4½ (0.6)	3/7/15	4.5	0.53	5.03
DISC	23	Ethan COCHRAN	SO	57.99m 190-3	3/7/15	1.5	0.20	1.70
JAV	33	Scott CHIESA	JR	68.71m 225-5	3/7/15	0.55	0.00	0.55
Scored bests come from PRE-SEASON DATA								
1500m	13	Thomas JOYCE	JR	3:41.08	6/14/14	8	0.89	8.89
5000m	42	Thomas JOYCE	JR	13:57.31	5/4/14	0.2	0.14	0.34
400H	24	Randy BERMEA	JR	50.86	4/26/14	1	0.36	1.36
4x100	31			39.91	5/31/14	0.65	0.15	0.80
HJ	31	Noel FRAZIER	JR	2.15m 7-½	3/22/14	0.65	0.14	0.79
TJ	16	Jonte GRANT	JR	15.84m 51-11½	6/14/14	5	0.42	5.42
Team Total								24.88

"Scrd As", short for "Scored As", Standing used for place points portion of performance's score combining preseason data (when applied) to current season data

Numbers in BLACK are both the performance's actual NCAA rank AND "scored as" rank Numbers in RED indicate actual NCAA rank does not exist or is worse than "scored as" rank Numbers in BLUE indicate actual NCAA rank is better than "scored as" rank

USTFCCCA Non-Member

Non-Member Schools Will NOT be ranked, beginning Week 2



2015 Outdoor Track & Field, Preseason

Only those who score >0.01 pts are shown
D denotes multiple-event rule in affect

MEN

78



Minnesota

Big Ten Conference

▼ 61

Event	Scrd As	Athlete	Yr	Scored Mark	Date	Pl. Pts.	Bonus	TOTAL
-------	---------	---------	----	-------------	------	----------	-------	-------

Scored bests come from CURRENT season

▶ 4x100	42	Charles, Neumann, Godi, Yedoni		40.83		3/20/15	0.2	0.00	0.20
▶ HT	10	Gian FERRETTI	SO	68.94m	226-2	3/20/15	12	1.12	13.12

Scored bests come from PRE-SEASON DATA

▶ 4x400	34			3:07.95	5/31/14	0.5	0.17	0.67	
▶ LJ	40	Trevor YEDONI	SO	7.57m	24-10	5/16/14	0.25	0.00	0.25
▶ DISC	12	Dominique HOWARD	SR	59.81m	196-2	5/16/14	9	0.79	9.79
▶ DISC	39	Luke JOHNSON	JR	55.73m	182-10	5/9/14	0.275	0.00	0.28

Team Total 24.30

79



Hampton

Mid-Eastern Athletic Conference

▼ 6

Event	Scrd As	Athlete	Yr	Scored Mark	Date	Pl. Pts.	Bonus	TOTAL
-------	---------	---------	----	-------------	------	----------	-------	-------

Scored bests come from PRE-SEASON DATA

▶ 200m	33	Chidi OKEZIE	SR	20.73w	(3.0)	5/1/14	0.55	0.20	0.75
▶ 400m	38	Chidi OKEZIE	SR	46.61		5/1/14	0.3	0.10	0.40
▶ 800m	26	Edose IBADIN	SR	1:48.37		5/31/14	0.9	0.31	1.21
▶ 110H	13	Trey HOLLOWAY	JR	13.70	(0.0)	6/14/14	8	0.78	8.78
▶ 4x400	17			3:05.21		5/31/14	4.5	0.76	5.26
▶ JAV	14	Stefano NARDINI	SR	72.01m	236-3	3/28/14	7	0.70	7.70

Team Total 24.10

80



USF

American Athletic Conference

▼ 36

Event	Scrd As	Athlete	Yr	Scored Mark	Date	Pl. Pts.	Bonus	TOTAL
-------	---------	---------	----	-------------	------	----------	-------	-------

Scored bests come from CURRENT season

▶ 4x100	46	Bell, Lewis, Yoon, Davis		40.94	3/19/15	0.1	0.00	0.10
---------	----	--------------------------	--	-------	---------	-----	------	------

Scored bests come from PRE-SEASON DATA

▶ TJ	5	Matthew ONEAL	JR	16.22mw	53-2%	6/14/14	22	1.44	23.44
------	---	---------------	----	---------	-------	---------	----	------	-------

Team Total 23.54

81



Radford

Big South Conference

▼ 21

Event	Scrd As	Athlete	Yr	Scored Mark	Date	Pl. Pts.	Bonus	TOTAL
-------	---------	---------	----	-------------	------	----------	-------	-------

Scored bests come from PRE-SEASON DATA

▶ 110H	5	Vincent WYATT	SR	13.60	(0.5)	5/31/14	22	1.26	23.26
--------	---	---------------	----	-------	-------	---------	----	------	-------

Team Total 23.26

82



Notre Dame

Atlantic Coast Conference

▼ 18

Event	Scrd As	Athlete	Yr	Scored Mark	Date	Pl. Pts.	Bonus	TOTAL
-------	---------	---------	----	-------------	------	----------	-------	-------

Scored bests come from PRE-SEASON DATA

▶ 400m	8	Christopher GIESTING	SR	45.53		5/9/14	16	1.28	17.28
▶ 5000m	26	Michael CLEVENGER	JR	13:53.37		4/4/14	0.9	0.30	1.20
▶ 4x400	19			3:05.77		6/14/14	3.5	0.57	4.07
▶ DISC	40	Dominick PADOVANO	SR	55.58m	182-4	5/31/14	0.25	0.00	0.25

Team Total 22.80

83



Rice

Conference USA

▼ 24

Event	Scrd As	Athlete	Yr	Scored Mark	Date	Pl. Pts.	Bonus	TOTAL
-------	---------	---------	----	-------------	------	----------	-------	-------

Scored bests come from PRE-SEASON DATA

▶ PV	7	Chris PILLOW	SR	5.50m	18-½	3/26/14	18	1.59	19.59
▶ JAV	23	Evan KARAKOLIS	JR	70.80m	232-3	5/9/14	1.5	0.39	1.89
▶ DEC	28	Scott FILIP	SO	7,045		3/26/14	0.8	0.03	0.83

Team Total 22.31

84



LIU Brooklyn

Northeast Conference

Event	Scrd As	Athlete	Yr	Scored Mark	Date	Pl. Pts.	Bonus	TOTAL
-------	---------	---------	----	-------------	------	----------	-------	-------

Scored bests come from PRE-SEASON DATA

▶ 100m	30	Brendon RODNEY	SR	10.29	(0.4)	5/3/14	0.7	0.19	0.89
▶ 200m	8	Brendon RODNEY	SR	20.41	(1.3)	5/3/14	16	1.17	17.17
▶ 400H	23	Mica-Jonathan PETIT-HOMME	JR	50.78		5/31/14	1.5	0.42	1.92
▶ 4x100	31			39.91		5/31/14	0.65	0.15	0.80
▶ 4x400	26			3:07.29		5/31/14	0.9	0.28	1.18
▶ HJ	38	Kemar LEWIS	SR	2.14m	7-½	5/31/14	0.3	0.02	0.32

Team Total 22.28

"Scrd As", short for "Scored As", Standing used for place points portion of performance's score combining preseason data (when applied) to current season data

Numbers in BLACK are both the performance's actual NCAA rank AND "scored as" rank Numbers in RED indicate actual NCAA rank does not exist or is worse than "scored as" rank Numbers in BLUE indicate actual NCAA rank is better than "scored as" rank

USTFCCCA Non-Member

Non-Member Schools Will NOT be ranked, beginning Week 2



2015 Outdoor Track & Field, Preseason

Only those who score >0.01 pts are shown
D denotes multiple-event rule in affect

MEN

85



Kansas State

Big 12 Conference

▼65

Event	Scrd As	Athlete	Yr	Scored Mark	Date	Pl. Pts.	Bonus	TOTAL
Scored bests come from PRE-SEASON DATA								
4x400	28			3:07.46	5/16/14	0.8	0.25	1.05
HJ	23	Zack RILEY	SR	2.16m	5/31/14	1.5	0.26	1.76
DEC	7	Reinis KREGERS	JR	7,618	5/16/14	18	1.35	19.35
Team Total								22.16

86



Bethune-Cookman

Mid-Eastern Athletic Conference

Event	Scrd As	Athlete	Yr	Scored Mark	Date	Pl. Pts.	Bonus	TOTAL
Scored bests come from PRE-SEASON DATA								
110H	10	Tremayne BANKS	SR	13.68 (0.5)	5/31/14	12	0.88	12.88
HJ	38	Ed'Ricus WILLIAMS	SO	2.14m	4/26/14	0.3	0.02	0.32
LJ	13	Kenneth FISHER	SO	7.78m	5/1/14	8	0.74	8.74
LJ	48	Demetrius ROOKS	SO	7.53mw	5/1/14	0.05	0.00	0.05
Team Total								21.98

87



Stephen F. Austin

Southland Conference

▼23

Event	Scrd As	Athlete	Yr	Scored Mark	Date	Pl. Pts.	Bonus	TOTAL
Scored bests come from CURRENT season								
4x100	47	Burns, Caudle, Hawkins, Piper		40.95	3/19/15	0.075	0.00	0.08
Scored bests come from PRE-SEASON DATA								
400H	10	Josh TAYLOR	SR	50.17	5/31/14	12	1.19	13.19
4x400	18			3:05.65	5/31/14	4	0.61	4.61
PV	20	Cameron MEYER	SR	5.31m	4/12/14	3	0.33	3.33
PV	39	Daven MURPHREE	SO	5.21m	4/12/14	0.275	0.00	0.28
DEC	42	Cody RHODES	SR	6,878	5/9/14	0.2	0.00	0.20
Team Total								21.68

88



East Carolina

American Athletic Conference

Event	Scrd As	Athlete	Yr	Scored Mark	Date	Pl. Pts.	Bonus	TOTAL
Scored bests come from PRE-SEASON DATA								
4x100	23			39.62	5/31/14	1.5	0.42	1.92
HJ	7	Avion JONES	JR	2.21m	5/11/14	18	1.11	19.11
Team Total								21.03

89



ULM

Sun Belt Conference

Event	Scrd As	Athlete	Yr	Scored Mark	Date	Pl. Pts.	Bonus	TOTAL
Scored bests come from PRE-SEASON DATA								
400H	39	Jamel SAMS	SR	51.29	5/31/14	0.275	0.06	0.33
LJ	7	Corey WESLEY	JR	7.88mw	5/9/14	18	1.51	19.51
Team Total								19.85

90



New Hampshire

America East Conference

▼17

Event	Scrd As	Athlete	Yr	Scored Mark	Date	Pl. Pts.	Bonus	TOTAL
Scored bests come from PRE-SEASON DATA								
Steeple	7	John PRIZZI	SR	8:42.20	5/31/14	18	1.27	19.27
Team Total								19.27

91



Lipscomb

Atlantic Sun Conference

Event	Scrd As	Athlete	Yr	Scored Mark	Date	Pl. Pts.	Bonus	TOTAL
Scored bests come from PRE-SEASON DATA								
HJ	7	Gemikal PRUDE	JR	2.21m	4/11/14	18	1.11	19.11
Team Total								19.11

"Scrd As", short for "Scored As", Standing used for place points portion of performance's score combining preseason data (when applied) to current season data

Numbers in BLACK are both the performance's actual NCAA rank AND "scored as" rank Numbers in RED indicate actual NCAA rank does not exist or is worse than "scored as" rank Numbers in BLUE indicate actual NCAA rank is better than "scored as" rank

USTFCCCA Non-Member

Non-Member Schools Will NOT be ranked, beginning Week 2



2015 Outdoor Track & Field, Preseason

Only those who score >0.01 pts are shown
D denotes multiple-event rule in affect

MEN

92

Princeton
Ivy League

Event	Scrd As	Athlete	Yr	Scored Mark	Date	Pl. Pts.	Bonus	TOTAL
Scored bests come from PRE-SEASON DATA								
1500m	50	William PAULSON	SO	3:44.15	4/16/14	0.01	0.07	0.08
PV	11	Adam BRAGG	JR	5.40m	6/14/14	10	0.79	10.79
TJ	46	Nana OWUSU-NYANTEKYI	SR	15.42m	5/31/14	0.1	0.00	0.10
DEC	17	Stephen SOERENS	SR	7,291	5/10/14	4.5	0.52	5.02
Team Total								15.99

93

Southeast Missouri
Ohio Valley Conference

Event	Scrd As	Athlete	Yr	Scored Mark		Date	Pl. Pts.	Bonus	TOTAL
Scored bests come from PRE-SEASON DATA									
▶ HJ	38	Reginald MILLER JR.	SR	2.14m	7-¾	3/20/14	0.3	0.02	0.32
▶ LJ	22	Blake SMITH	SR	7.69mw	25-2½	4/10/14	2	0.36	2.36
▶ LJ	37	Blake CARTER	SR	7.58m	24-10½	5/10/14	0.35	0.00	0.35
▶ TJ	16	Reginald MILLER JR.	SR	15.84mw	51-11½	4/18/14	5	0.42	5.42
▶ TJ	16	Chris MARTIN	SO	15.84mw	51-11½	4/26/14	5	0.42	5.42
▶ HT	33	Kevin FARLEY	SR	63.03m	206-9	5/2/14	0.55	0.00	0.55
Team Total									14.43

94

Air Force
Mountain West Conference

Event	Scrd As	Athlete	Yr	Scored Mark	Date	Pl. Pts.	Bonus	TOTAL	
Scored bests come from PRE-SEASON DATA									
▶ 1500m	58	Zach PERKINS	SR	3:44.43	4/4/14		0.02	0.02	
▶ PV	15	Dylan BELL	JR	5.35m	17-6½	4/3/14	6	0.53	6.53
▶ PV	15	Joey UHLE	SR	5.35m	17-6½	3/26/14	6	0.53	6.53
▶ SP	34	Grant HAMILTON	JR	18.49m	60-8	5/14/14	0.5	0.00	0.50
Team Total								13.59	

95

South Alabama
Sun Belt Conference

▼ 31

Event	Scrd As	Athlete	Yr	Scored Mark		Date	Pl. Pts.	Bonus	TOTAL
Scored bests come from CURRENT season									
▶ HT	12	Renaldo FRECHOU	JR	68.31m	224-1	3/20/15	9	0.95	9.95
Scored bests come from PRE-SEASON DATA									
▶ DISC	20	Jan-Louw KOTZE	JR	58.41m	191-7	3/7/14	3	0.34	3.34
Team Total								13.29	

96

Cincinnati
American Athletic Conference

Event	Scrd As	Athlete	Yr	Scored Mark		Date	Pl. Pts.	Bonus	TOTAL
Scored bests come from PRE-SEASON DATA									
▶ PV	20	Adrian VALLES	TR	5.31m	17-5	7/5/14	3	0.33	3.33
▶ LJ	29	Sergio ACERA VILLANUEVA	TR	7.63m	25-½	7/6/13	0.75	0.11	0.86
▶ DISC	13	Macklin TUDOR	JR	59.37m	194-9	5/16/14	8	0.64	8.64
Team Total									12.83

97

UMES
Mid-Eastern Athletic Conference

Event	Scrd As	Athlete	Yr	Scored Mark		Date	Pl. Pts.	Bonus	TOTAL
Scored bests come from CURRENT season									
▶ SP	23	Dillon SIMON	JR	18.92m	62-1	3/20/15	1.5	0.20	1.70
▶ DISC	11	Dillon SIMON	JR	60.13m	197-3	3/20/15	10	0.89	10.89
Team Total								12.59	

98

NC State
Atlantic Coast Conference

Event	Scrd As	Athlete	Yr	Scored Mark	Date	Pl. Pts.	Bonus	TOTAL
Scored bests come from PRE-SEASON DATA								
▶ 1500m	22	Graham CRAWFORD	JR	3:42.23	4/12/14	D	2	0.47
▶ 5000m	18	Graham CRAWFORD	JR	13:49.27	3/28/14		4	0.47
▶ LJ	16	Jonathan ADDISON	JR	7.74m	25-4¾	5/31/14	5	0.57
Team Total								12.51

"Scrd As", short for "Scored As", Standing used for place points portion of performance's score combining preseason data (when applied) to current season data

Numbers in BLACK are both the performance's actual NCAA rank AND "scored as" rank Numbers in RED indicate actual NCAA rank does not exist or is worse than "scored as" rank Numbers in BLUE indicate actual NCAA rank is better than "scored as" rank

USTFCCCA Non-Member

Non-Member Schools Will NOT be ranked, beginning Week 2



2015 Outdoor Track & Field, Preseason

Only those who score >0.01 pts are shown
D denotes multiple-event rule in affect

MEN

99



New Orleans

Southland Conference

Event	Scrd As	Athlete	Yr	Scored Mark	Date	Pl. Pts.	Bonus	TOTAL
Scored bests come from PRE-SEASON DATA								
100m	34	Darius ROY	SO	10.34w (2.5)	5/9/14	0.5	0.01	0.51
400H	40	Constant PRETORIUS	SO	51.30	5/9/14	0.25	0.05	0.30
DEC	11	Karl SALURI	SO	7,497	3/26/14	10	0.94	10.94
Team Total								11.75

100



Missouri

Southeastern Conference

▼27

Event	Scrd As	Athlete	Yr	Scored Mark	Date	Pl. Pts.	Bonus	TOTAL
Scored bests come from PRE-SEASON DATA								
100m	36	Markesh WOODSON	JR	10.35 (0.5)	5/31/14	0.4	0.00	0.40
Steeple	32	Sam DICKERSON	JR	8:51.74	4/5/14	0.6	0.22	0.82
TJ	15	Jonathon ILORI	SR	15.89m 52-1½	5/31/14	6	0.50	6.50
TJ	32	Tony CARODINE	JR	15.64m 51-3¾	4/24/14	0.6	0.11	0.71
HT	49	Brian DUNCAN	SR	61.42m 201-6	4/11/14	0.025	0.00	0.03
JAV	21	MaCauley GARTON	SR	71.02m 233-0	4/23/14	2.5	0.45	2.95
Team Total								11.40

101



Louisville

Atlantic Coast Conference

Event	Scrd As	Athlete	Yr	Scored Mark	Date	Pl. Pts.	Bonus	TOTAL
Scored bests come from CURRENT season								
4x400	45	Nsuk, Brown, Peck, Hall		3:12.93	3/19/15	0.125	0.00	0.13
Scored bests come from PRE-SEASON DATA								
Steeple	15	Edwin KIBICHIY	SO	8:44.97	6/14/14	6	0.81	6.81
10k	43	Ernest KIBET	SO	29:29.05	4/17/14	0.175	0.04	0.21
110H	45	Calvin ARSENAULT	SR	13.98w (2.7)	4/12/14	0.125	0.00	0.13
400H	21	Calvin ARSENAULT	SR	50.75	5/31/14	2.5	0.44	2.94
HT	41	Brad VIVACE	SR	62.21m 204-1	5/31/14	0.225	0.00	0.22
HT	44	Nils WESTRICH	JR	61.93m 203-2	5/16/14	0.15	0.00	0.15
Team Total								10.59

102



Louisiana-Lafayette

Sun Belt Conference

Event	Scrd As	Athlete	Yr	Scored Mark	Date	Pl. Pts.	Bonus	TOTAL
Scored bests come from CURRENT season								
4x100	35	Hughes, Carter, Ebiweh, Brazil		40.26	3/20/15	0.45	0.00	0.45
HT	15	Justin VICTOR	SR	66.95m 219-8	3/14/15	6	0.66	6.66
Scored bests come from PRE-SEASON DATA								
LJ	21	Devin DAVIS	SR	7.71mw 25-3¾	5/9/14	2.5	0.44	2.94
DEC	38	Harald BUST	SR	6,930	5/9/14	0.3	0.00	0.30
Team Total								10.35

103



Loyola Marymount

West Coast Conference

Event	Scrd As	Athlete	Yr	Scored Mark	Date	Pl. Pts.	Bonus	TOTAL
Scored bests come from PRE-SEASON DATA								
1500m	26	Weston STRUM	SR	3:42.67	3/15/14	0.9	0.34	1.24
5000m	13	Weston STRUM	SR	13:47.19	6/14/14	8	0.55	8.55
Team Total								9.79

104



Indiana State

Missouri Valley Conference

▼60

Event	Scrd As	Athlete	Yr	Scored Mark	Date	Pl. Pts.	Bonus	TOTAL
Scored bests come from PRE-SEASON DATA								
10k	19	John MASCARI	JR	29:10.32	4/17/14	3.5	0.46	3.96
110H	17	Adarius WASHINGTON	JR	13.74 (0.4)	5/31/14	4.5	0.60	5.10
400H	36	Jonathan JACKSON	SR	51.20	5/16/14	0.4	0.12	0.52
Team Total								9.58

105



Brown

Ivy League

Event	Scrd As	Athlete	Yr	Scored Mark	Date	Pl. Pts.	Bonus	TOTAL
Scored bests come from PRE-SEASON DATA								
800m	17	Henry TUFNELL	SR	1:47.99	5/31/14	4.5	0.52	5.02
DISC	18	Courtland CLAVETTE	SR	58.68m 192-6	5/10/14	4	0.42	4.42
Team Total								9.45

"Scrd As", short for "Scored As", Standing used for place points portion of performance's score combining preseason data (when applied) to current season data

Numbers in BLACK are both the performance's actual NCAA rank AND "scored as" rank Numbers in RED indicate actual NCAA rank does not exist or is worse than "scored as" rank Numbers in BLUE indicate actual NCAA rank is better than "scored as" rank

USTFCCCA Non-Member

Non-Member Schools Will NOT be ranked, beginning Week 2



USTFCCCA NCAA Division I National Team Computer Rankings

as of 3/23/2015 5:06:49 PM

2015 Outdoor Track & Field, Preseason

Only those who score >0.01 pts are shown
D denotes multiple-event rule in affect

MEN

106



Harvard
Ivy League

Event	Scrd As	Athlete	Yr	Scored Mark	Date	Pl. Pts.	Bonus	TOTAL
Scored bests come from PRE-SEASON DATA								
5000m	50	Tom PURNELL	JR	13:59.42	4/17/14	0.01	0.06	0.07
110H	21	Jarvis HARRIS	SR	13.80w (2.4)	4/19/14	2.5	0.34	2.84
LJ	17	Elliot SAFO	SO	7.73m 25-4½	5/10/14	4.5	0.53	5.03
TJ	37	Efe UWAIFO	SO	15.57m 51-1	5/31/14	0.35	0.00	0.35
HT	28	Ben GLAUSER	SR	63.71m 209-0	5/10/14	0.8	0.00	0.80
Team Total								9.09

107



Monmouth
Metro Atlantic Athletic Conference

Event	Scrd As	Athlete	Yr	Scored Mark	Date	Pl. Pts.	Bonus	TOTAL
Scored bests come from PRE-SEASON DATA								
800m	13	Dylan CAPWELL	SO	1:47.68	5/31/14	8	0.72	8.72
JAV	41	Zach TORRELL	SR	68.00m 223-1	4/24/14	0.225	0.00	0.22
Team Total								8.94

108



Furman
Southern Conference

Event	Scrd As	Athlete	Yr	Scored Mark	Date	Pl. Pts.	Bonus	TOTAL
Scored bests come from PRE-SEASON DATA								
Steeple	13	Tripp HURT	SR	8:44.28	5/31/14	8	0.90	8.90
Team Total								8.90

109



Central Michigan
Mid-American Conference

Event	Scrd As	Athlete	Yr	Scored Mark	Date	Pl. Pts.	Bonus	TOTAL
Scored bests come from PRE-SEASON DATA								
DISC	15	Dylan BANAGIS	SO	59.23m 194-4	5/10/14	6	0.60	6.60
DISC	25	Cole WALDERZAK	JR	57.87m 189-10	5/10/14	0.95	0.16	1.11
HT	30	Cole WALDERZAK	JR	63.39m 207-11	5/15/14	0.7	0.00	0.70
Team Total								8.41

110



Idaho
Big Sky Conference

Event	Scrd As	Athlete	Yr	Scored Mark	Date	Pl. Pts.	Bonus	TOTAL
Scored bests come from PRE-SEASON DATA								
400m	43	Ben AYESU-ATTAH	SR	46.73	5/14/14	0.175	0.01	0.19
PV	14	Matt SULLIVAN	SR	5.37m 17-7½	5/14/14	7	0.64	7.64
Team Total								7.82

111



Utah Valley
Western Athletic Conference

Event	Scrd As	Athlete	Yr	Scored Mark	Date	Pl. Pts.	Bonus	TOTAL
Scored bests come from PRE-SEASON DATA								
HJ	31	Ryle WILLIAMS	SO	2.15m 7-½	3/7/14	0.65	0.14	0.79
DEC	15	Michael MCPHERSON	SR	7,401	5/14/14	6	0.74	6.74
Team Total								7.53

112



Texas State
Sun Belt Conference

Event	Scrd As	Athlete	Yr	Scored Mark	Date	Pl. Pts.	Bonus	TOTAL
Scored bests come from PRE-SEASON DATA								
400m	47	Anthony JOHNSON	JR	46.77	5/9/14	0.075	0.00	0.08
400H	48	James HILLIARD	JR	51.46	5/9/14	0.05	0.00	0.05
PV	19	Seth ARNOLD	SR	5.32m 17-5½	5/2/14	3.5	0.38	3.88
LJ	24	Aaron GEORGE	SO	7.68mw 25-2½	5/9/14	1	0.32	1.32
SP	26	Darian BROWN	SR	18.77m 61-7	5/2/14	0.9	0.05	0.95
DISC	27	Darian BROWN	SR	57.74m 189-5	4/12/14	0.85	0.12	0.97
Team Total								7.24

"Scrd As", short for "Scored As", Standing used for place points portion of performance's score combining preseason data (when applied) to current season data

Numbers in BLACK are both the performance's actual NCAA rank AND "scored as" rank Numbers in RED indicate actual NCAA rank does not exist or is worse than "scored as" rank Numbers in BLUE indicate actual NCAA rank is better than "scored as" rank

USTFCCCA Non-Member

Non-Member Schools Will NOT be ranked, beginning Week 2



2015 Outdoor Track & Field, Preseason

Only those who score >0.01 pts are shown
D denotes multiple-event rule in affect

MEN

113



Washington State

Pac-12 Conference

Event	Scrd As	Athlete	Yr	Scored Mark	Date	Pl. Pts.	Bonus	TOTAL
-------	---------	---------	----	-------------	------	----------	-------	-------

Scored bests come from CURRENT season

JAV	49	Brad STEVENS	FR	67.01m	219-10	3/20/15	0.025	0.00	0.03
-----	----	--------------	----	--------	--------	---------	-------	------	------

Scored bests come from PRE-SEASON DATA

▶ 400m	42	Jacob SEALBY	SR	46.72	5/17/14	0.2	0.02	0.22	
▶ 800m	31	Jesse JORGENSEN	SR	1:48.62	5/3/14	0.65	0.23	0.88	
▶ 5000m	24	Drew JORDAN	SR	13:52.40	4/4/14	1	0.34	1.34	
▶ 400H	32	CJ ALLEN	SO	51.14	5/17/14	0.6	0.17	0.77	
▶ JAV	20	Kyle STEVENS	SR	71.18m	233-6	6/18/14	3	0.49	3.49
▶ JAV	43	Sam FERENCHAK	SR	67.70m	222-1	4/12/14	0.175	0.00	0.17

Team Total 6.89

114



Navy

Patriot League

▼ 76

Event	Scrd As	Athlete	Yr	Scored Mark	Date	Pl. Pts.	Bonus	TOTAL
-------	---------	---------	----	-------------	------	----------	-------	-------

Scored bests come from CURRENT season

PV	22	Jiles MANESS	JR	5.30m	17-4%	3/14/15	2	0.27	2.27
----	----	--------------	----	-------	-------	---------	---	------	------

Scored bests come from PRE-SEASON DATA

200m	50	Jordan SARTOR-FRANCIS	JR	20.83w	(3.2)	5/2/14	0.01	0.03	0.04
JAV	18	Jay STELL	JR	71.35mw	234-1	5/31/14	4	0.53	4.53

Team Total 6.85

115



Duke

Atlantic Coast Conference

Event	Scrd As	Athlete	Yr	Scored Mark	Date	Pl. Pts.	Bonus	TOTAL
-------	---------	---------	----	-------------	------	----------	-------	-------

Scored bests come from PRE-SEASON DATA

▶ 1500m	60	Nate MCCLAFFERTY	SR	3:44.48	5/9/14	0.01	0.01
▶ 5000m	46	Shaun THOMPSON	SR	13:58.82	3/28/14	0.1	0.18
▶ JAV	26	Thomas LANG	JR	69.83m	229-1	4/17/14	1.05
▶ DEC	19	Robert ROHNER	JR	7,233	4/17/14	3.5	3.91
▶ DEC	23	Ian ROCK	SR	7,122	4/17/14	1.5	1.68

Team Total 6.83

116



Utah State

Mountain West Conference

Event	Scrd As	Athlete	Yr	Scored Mark	Date	Pl. Pts.	Bonus	TOTAL
-------	---------	---------	----	-------------	------	----------	-------	-------

Scored bests come from PRE-SEASON DATA

Recorded Bests come from THE SENIOR BIRTH									
▶ 100m	19	Nic BOWENS	SR	10.19w	(2.8)	5/14/14	3.5	0.69	4.19
▶ 200m	39	Nic BOWENS	SR	20.77w	(3.2)	5/2/14	0.275	0.13	0.41
▶ Steeple	41	Colby WILSON	JR	8:54.12		4/4/14	0.225	0.07	0.30
▶ 4x100	24			39.68		5/14/14	1	0.36	1.36

Team Total 6.26

117



South Dakota

The Summit League

Event	Scrd As	Athlete	Yr	Scored Mark	Date	Pl. Pts.	Bonus	TOTAL
-------	---------	---------	----	-------------	------	----------	-------	-------

Scored bests come from CURRENT season

DISC	30	Cody SNYDER	SR	57.49m	188-7	3/20/15	0.7	0.04	0.74
------	----	-------------	----	--------	-------	---------	-----	------	------

Scored bests come from PRE-SEASON DATA

110H	30	Teivaskie LEWIN	SR	13.84	(1.8)	5/31/14	0.7	0.25	0.95
SP	19	Kyle MCKELVEY	SR	19.24m	63-1½	5/15/14	3.5	0.51	4.01

Team Total 5.71

118



Albany

America East Conference

Event	Scrd As	Athlete	Yr	Scored Mark	Date	Pl. Pts.	Bonus	TOTAL
-------	---------	---------	----	-------------	------	----------	-------	-------

Scored bests come from CURRENT season

HJ	48	Matthew CAMPBELL	SO	2.13m	6-11½	3/19/15	0.05	0.00	0.05
----	----	------------------	----	-------	-------	---------	------	------	------

Scored bests come from PRE-SEASON DATA

HJ	16	Alexander BOWEN JR.	SR	2.19m	7-2½	4/24/14	5	0.64	5.64
----	----	---------------------	----	-------	------	---------	---	------	------

Team Total 5.69

119



North Dakota State

The Summit League

Event	Scrd As	Athlete	Yr	Scored Mark	Date	Pl. Pts.	Bonus	TOTAL
-------	---------	---------	----	-------------	------	----------	-------	-------

Scored bests come from CURRENT season

JAV	16	Tyler PARKER	JR	71.62m	234-11	3/20/15	5	0.60	5.60
-----	----	--------------	----	--------	--------	---------	---	------	------

Scored bests come from PRE-SEASON DATA

Steeple	47	Brett KELLY	SR	8:56.05	5/31/14	0.075	0.00	0.08
---------	----	-------------	----	---------	---------	-------	------	------

Team Total 5.68

"Scrd As", short for "Scored As", Standing used for place points portion of performance's score combining preseason data (when applied) to current season data

Numbers in BLACK are both the performance's actual NCAA rank AND "scored as" rank Numbers in RED indicate actual NCAA rank does not exist or is worse than "scored as" rank Numbers in BLUE indicate actual NCAA rank is better than "scored as" rank

USTFCCCA Non-Member

Non-Member Schools Will NOT be ranked, beginning Week 2



2015 Outdoor Track & Field, Preseason

Only those who score >0.01 pts are shown
D denotes multiple-event rule in affect

MEN

120



Eastern Washington

Big Sky Conference

Event	Scrd As	Athlete	Yr	Scored Mark	Date	Pl. Pts.	Bonus	TOTAL
-------	---------	---------	----	-------------	------	----------	-------	-------

Scored bests come from PRE-SEASON DATA

▶ HT	16	Jordan ARAKAWA	SR	66.82m	219-2	3/28/14	5	0.63	5.63
------	----	----------------	----	--------	-------	---------	---	------	------

Team Total 5.63

121



Drake

Missouri Valley Conference

Event	Scrd As	Athlete	Yr	Scored Mark	Date	Pl. Pts.	Bonus	TOTAL
-------	---------	---------	----	-------------	------	----------	-------	-------

Scored bests come from PRE-SEASON DATA

▶ Steeple	16	Robert MCCANN	JR	8:46.44		5/31/14	5	0.63	5.63
-----------	----	---------------	----	---------	--	---------	---	------	------

Team Total 5.63

122



Kennesaw State

Atlantic Sun Conference

Event	Scrd As	Athlete	Yr	Scored Mark	Date	Pl. Pts.	Bonus	TOTAL
-------	---------	---------	----	-------------	------	----------	-------	-------

Scored bests come from PRE-SEASON DATA

▶ HJ	23	Andre DORSEY	SR	2.16m	7-1	5/16/14	1.5	0.26	1.76
------	----	--------------	----	-------	-----	---------	-----	------	------

▶ LJ	24	Andre DORSEY	SR	7.68m	25-2½	4/3/14	1	0.32	1.32
------	----	--------------	----	-------	-------	--------	---	------	------

▶ TJ	24	Andre DORSEY	SR	15.73m	51-7½	3/26/14	1	0.25	1.25
------	----	--------------	----	--------	-------	---------	---	------	------

▶ HT	25	Martynas SEDYS	JR	64.33m	211-0	5/16/14	0.95	0.10	1.05
------	----	----------------	----	--------	-------	---------	------	------	------

Team Total 5.37

123



Fresno State

Mountain West Conference

Event	Scrd As	Athlete	Yr	Scored Mark	Date	Pl. Pts.	Bonus	TOTAL
-------	---------	---------	----	-------------	------	----------	-------	-------

Scored bests come from PRE-SEASON DATA

▶ LJ	17	Devin HARRISON	SR	7.73m	25-4½	5/14/14	4.5	0.53	5.03
------	----	----------------	----	-------	-------	---------	-----	------	------

▶ DISC	45	Brice SANDRI	SR	55.29m	181-4	3/21/14	0.125	0.00	0.13
--------	----	--------------	----	--------	-------	---------	-------	------	------

Team Total 5.15

124



DePaul

BIG EAST Conference

Event	Scrd As	Athlete	Yr	Scored Mark	Date	Pl. Pts.	Bonus	TOTAL
-------	---------	---------	----	-------------	------	----------	-------	-------

Scored bests come from PRE-SEASON DATA

▶ SP	17	Matt BABICZ	SR	19.27m	63-2¾	5/9/14	4.5	0.54	5.04
------	----	-------------	----	--------	-------	--------	-----	------	------

Team Total 5.04

125



Charlotte

Conference USA

Event	Scrd As	Athlete	Yr	Scored Mark	Date	Pl. Pts.	Bonus	TOTAL
-------	---------	---------	----	-------------	------	----------	-------	-------

Scored bests come from PRE-SEASON DATA

▶ 400m	49	Anthony BYNUM	JR	46.78		3/20/14	0.025	0.00	0.03
--------	----	---------------	----	-------	--	---------	-------	------	------

▶ 4x100	26			39.70		5/31/14	0.9	0.34	1.24
---------	----	--	--	-------	--	---------	-----	------	------

▶ HJ	21	Trey MCRAE	SR	2.17m	7-1½	4/11/14	2.5	0.38	2.88
------	----	------------	----	-------	------	---------	-----	------	------

▶ DEC	32	K'vonte SCOTT	JR	7,022		3/20/14	0.6	0.00	0.60
-------	----	---------------	----	-------	--	---------	-----	------	------

Team Total 4.74

126



Yale

Ivy League

Event	Scrd As	Athlete	Yr	Scored Mark	Date	Pl. Pts.	Bonus	TOTAL
-------	---------	---------	----	-------------	------	----------	-------	-------

Scored bests come from PRE-SEASON DATA

▶ 5000m	49	Kevin DOONEY	JR	13:59.38		4/24/14	0.025	0.06	0.08
---------	----	--------------	----	----------	--	---------	-------	------	------

▶ 10k	18	Kevin DOONEY	JR	29:10.13		4/4/14	4	0.46	4.46
-------	----	--------------	----	----------	--	--------	---	------	------

Team Total 4.55

127



Manhattan

Metro Atlantic Athletic Conference

Event	Scrd As	Athlete	Yr	Scored Mark	Date	Pl. Pts.	Bonus	TOTAL
-------	---------	---------	----	-------------	------	----------	-------	-------

Scored bests come from CURRENT season

▶ HT	18	Love LITZELL	SO	66.33m	217-7	3/20/15	4	0.53	4.53
------	----	--------------	----	--------	-------	---------	---	------	------

Team Total 4.53

"Scrd As", short for "Scored As", Standing used for place points portion of performance's score combining preseason data (when applied) to current season data

Numbers in BLACK are both the performance's actual NCAA rank AND "scored as" rank Numbers in RED indicate actual NCAA rank does not exist or is worse than "scored as" rank Numbers in BLUE indicate actual NCAA rank is better than "scored as" rank

USTFCCCA Non-Member

Non-Member Schools Will NOT be ranked, beginning Week 2



2015 Outdoor Track & Field, Preseason

Only those who score >0.01 pts are shown
D denotes multiple-event rule in affect

MEN

128



Wyoming

Mountain West Conference

▼ 68

Event	Scrd As	Athlete	Yr	Scored Mark	Date	Pl. Pts.	Bonus	TOTAL
Scored bests come from PRE-SEASON DATA								
800m	39	Harry FISHER	SR	1:48.76	5/31/14	0.275	0.19	0.46
Steeple	28	Garrett ZANS	SR	8:50.45	4/17/14	0.8	0.30	1.10
TJ	47	Scott CARTER	SO	15.41m 50-6½	4/25/14	0.075	0.00	0.08
DISC	21	Paul THOMAS	SR	58.19m 190-11	5/3/14	2.5	0.27	2.77
DEC	47	Kyle SULLIVAN	JR	6,841	4/16/14	0.075	0.00	0.08
Team Total								4.48

129



Sacred Heart

Northeast Conference

Event	Scrd As	Athlete	Yr	Scored Mark	Date	Pl. Pts.	Bonus	TOTAL
Scored bests come from PRE-SEASON DATA								
DEC	18	Mike RABBITT	SR	7,264	5/10/14	4	0.47	4.47
Team Total								4.47

130



Lamar

Southland Conference

Event	Scrd As	Athlete	Yr	Scored Mark	Date	Pl. Pts.	Bonus	TOTAL
Scored bests come from CURRENT season								
4x100	48	Lightfoot, Langley, Benford, Davis		41.00	3/20/15	0.05	0.00	0.05
Scored bests come from PRE-SEASON DATA								
800m	51	Aaron BENNETT	SR	1:49.18	5/31/14		0.06	0.06
1500m	21	Sam STABLER	SR	3:42.18	4/26/14	2.5	0.49	2.99
5000m	29	Sam STABLER	SR	13:55.16	4/17/14	0.75	0.23	0.98
Team Total								4.08

131



Samford

Southern Conference

Event	Scrd As	Athlete	Yr	Scored Mark	Date	Pl. Pts.	Bonus	TOTAL
Scored bests come from CURRENT season								
HJ	31	Keyth FIGHTMASTER	FR	2.15m 7-½	3/14/15	0.65	0.14	0.79
PV	22	Tray OATES	FR	5.30m 17-4½	3/19/15	2	0.27	2.27
Scored bests come from PRE-SEASON DATA								
800m	30	Brandon HAZOURI	JR	1:48.54	4/11/14	0.7	0.26	0.96
Team Total								4.02

132



Youngstown State

Horizon League

Event	Scrd As	Athlete	Yr	Scored Mark	Date	Pl. Pts.	Bonus	TOTAL
Scored bests come from PRE-SEASON DATA								
HT	19	Connor NEU	JR	66.19mw 217-2	5/31/14	3.5	0.50	4.00
Team Total								4.00

133



Idaho State

Big Sky Conference

Event	Scrd As	Athlete	Yr	Scored Mark	Date	Pl. Pts.	Bonus	TOTAL
Scored bests come from CURRENT season								
DEC	30	William PHILLIPS	SR	7,030	3/20/15	0.7	0.00	0.70
Scored bests come from PRE-SEASON DATA								
DEC	22	Logan HENDERSON	SR	7,165	5/14/14	2	0.27	2.27
DEC	26	Christoph LANGE	SR	7,078	5/14/14	0.9	0.10	1.00
Team Total								3.97

"Scrd As", short for "Scored As", Standing used for place points portion of performance's score combining preseason data (when applied) to current season data

Numbers in BLACK are both the performance's actual NCAA rank AND "scored as" rank Numbers in RED indicate actual NCAA rank does not exist or is worse than "scored as" rank Numbers in BLUE indicate actual NCAA rank is better than "scored as" rank

USTFCCCA Non-Member

Non-Member Schools Will NOT be ranked, beginning Week 2



2015 Outdoor Track & Field, Preseason

Only those who score >0.01 pts are shown
D denotes multiple-event rule in affect

MEN

134



Miami (Fla.)

Atlantic Coast Conference

Event	Scrd As	Athlete	Yr	Scored Mark		Date	Pl. Pts.	Bonus	TOTAL
Scored bests come from CURRENT season									
▶ 4x100	42	Cook, Wolliston, Grant, Jones		40.83		3/20/15	0.2	0.00	0.20
▶ 4x400	42	Wolliston, Grant, Cook, Delauze		3:11.64		3/20/15	0.2	0.00	0.20
▶ LJ	27	John-Patrick FRIDAY	JR	7.67mw	25-2 (2.8)	3/20/15	0.85	0.28	1.13
▶ HT	46	Carlos MANGUM	SO	61.74m	202-6	3/20/15	0.1	0.00	0.10
Scored bests come from PRE-SEASON DATA									
▶ SP	24	Isaiah SIMMONS	JR	18.91m	62-½	4/17/14	1	0.19	1.19
▶ DISC	35	Isaiah SIMMONS	JR	56.68m	185-11	4/12/14	0.45	0.00	0.45
▶ DISC	43	Gian RAGONESI	SO	55.47m	182-0	5/31/14	0.175	0.00	0.17
Team Total									3.44

135



Arizona

Pac-12 Conference

128

Event	Scrd As	Athlete	Yr	Scored Mark		Date	Pl. Pts.	Bonus	TOTAL
Scored bests come from CURRENT season									
▶ 100m	44	Mohammad ALHASAN	SR	10.41	(0.4)	3/20/15	0.15	0.00	0.15
▶ 400m	35	Pete LAUDERDALE	SR	46.47		3/20/15	0.45	0.20	0.65
▶ 4x400	39	Eichler, Lauderdale, Houston, Kibet		3:10.37		3/20/15	0.275	0.00	0.28
Scored bests come from PRE-SEASON DATA									
▶ 400m	32	Miles PARISH	SO	46.45		5/17/14	0.6	0.21	0.81
▶ 800m	54	Collins KIBET	SO	1:49.19		5/31/14		0.06	0.06
▶ LJ	33	Avery MICKENS	SO	7.60mw	24-11½	4/5/14	0.55	0.00	0.55
▶ SP	35	Aaron CASTLE	SO	18.43m	60-5½	4/19/14	0.45	0.00	0.45
▶ DISC	41	Gerhard DE BEER	SO	55.57m	182-3	5/31/14	0.225	0.00	0.22
▶ DEC	40	Harrison IVIE	JR	6,921		5/10/14	0.25	0.00	0.25
Team Total									3.41

136



Southeastern Louisiana

Southland Conference

Event	Scrd As	Athlete	Yr	Scored Mark		Date	Pl. Pts.	Bonus	TOTAL
Scored bests come from CURRENT season									
▶ PV	42	Devin KING	FR	5.20m	17-¾	3/19/15	0.2	0.00	0.20
▶ HT	23	Jonathan KINCHEN	SR	64.58m	211-10	3/14/15	1.5	0.15	1.65
Scored bests come from PRE-SEASON DATA									
▶ DISC	41	Brett OLSEN	SR	55.57m	182-3	3/26/14	0.225	0.00	0.22
▶ HT	37	Brett OLSEN	SR	62.49m	205-0	5/31/14	0.35	0.00	0.35
▶ JAV	29	Derek HAMPTON	SR	69.07m	226-7	4/26/14	0.75	0.00	0.75
Team Total									3.18

137



Bucknell

Patriot League

Event	Scrd As	Athlete	Yr	Scored Mark	Date	Pl. Pts.	Bonus	TOTAL	
Scored bests come from PRE-SEASON DATA									
▶ 110H	21	Christian LUPICA	SR	13.80	(0.5)	5/31/14	2.5	0.34	2.84
▶ JAV	40	George TREES	SR	68.07m	223-4	5/2/14	0.25	0.00	0.25
Team Total								3.09	

138



Coastal Carolina

Big South Conference

Event	Scrd As	Athlete	Yr	Scored Mark	Date	Pl. Pts.	Bonus	TOTAL
Scored bests come from CURRENT season								
▶ 4x100	38	Denmark, Hass, Lipscomb, Styles		40.54	3/7/15	0.3	0.00	0.30
Scored bests come from PRE-SEASON DATA								
▶ 4x400	35			3:08.12	5/31/14	0.45	0.14	0.59
▶ HJ	23	Reggie NELSON	SR	2.16m	7-1 4/24/14	1.5	0.26	1.76
Team Total								2.65

139



North Carolina A&T

Mid-Eastern Athletic Conference

75

Event	Scrd As	Athlete	Yr	Scored Mark		Date	Pl. Pts.	Bonus	TOTAL
Scored bests come from PRE-SEASON DATA									
▶ 200m	45	Joshua PEOPLES	SO	20.82w	(3.0)	5/1/14	0.125	0.05	0.17
▶ 4x100	27			39.78		5/31/14	0.85	0.27	1.12
▶ TJ	24	Keenan SMITH	SR	15.73m	51-7½	5/16/14	1	0.25	1.25
Team Total									2.54

"Scrd As", short for "Scored As", Standing used for place points portion of performance's score combining preseason data (when applied) to current season data

Numbers in BLACK are both the performance's actual NCAA rank AND "scored as" rank Numbers in RED indicate actual NCAA rank does not exist or is worse than "scored as" rank Numbers in BLUE indicate actual NCAA rank is better than "scored as" rank

USTFCCCA Non-Member

Non-Member Schools Will NOT be ranked, beginning Week 2



2015 Outdoor Track & Field, Preseason

Only those who score >0.01 pts are shown
D denotes multiple-event rule in affect


MEN

140

George Mason
Atlantic 10 Conference

Event	Scrd As	Athlete	Yr	Scored Mark	Date	Pl. Pts.	Bonus	TOTAL
Scored bests come from PRE-SEASON DATA								
▶ 110H	45	Anthony WILLIAMS	SR	13.98w (2.4)	5/3/14	0.125	0.00	0.13
▶ 4x400	22			3:06.55	5/31/14	2	0.41	2.41
Team Total								2.53

141

Connecticut
American Athletic Conference

▼ 77

Event	Scrd As	Athlete	Yr	Scored Mark	Date	Pl. Pts.	Bonus	TOTAL
Scored bests come from PRE-SEASON DATA								
▶ PV	22	Craig HUNTER	SO	5.30m 17-4½	5/8/14	2	0.27	2.27
▶ DEC	45	Kris HORN	SO	6,859	4/10/14	0.125	0.00	0.13
Team Total								2.40

142

Northwestern State
Southland Conference

122

Event	Scrd As	Athlete	Yr	Scored Mark	Date	Pl. Pts.	Bonus	TOTAL
Scored bests come from PRE-SEASON DATA								
▶ 4x100	30			39.89	5/9/14	0.7	0.17	0.87
▶ LJ	44	Aaron WILLIAMS	SR	7.55mw 24-9½	3/22/14	0.15	0.00	0.15
▶ TJ	30	Aaron WILLIAMS	SR	15.65mw 51-4½	5/9/14	0.7	0.12	0.82
Team Total								1.84

143

Bradley
Missouri Valley Conference

Event	Scrd As	Athlete	Yr	Scored Mark	Date	Pl. Pts.	Bonus	TOTAL
Scored bests come from PRE-SEASON DATA								
▶ Steeple	27	Eric DELVO	SR	8:50.43	5/31/14	0.85	0.30	1.15
▶ Steeple	36	Chase COFFEY	SR	8:53.13	4/17/14	0.4	0.13	0.53
Team Total								1.68

144

Sam Houston State
Southland Conference

Event	Scrd As	Athlete	Yr	Scored Mark	Date	Pl. Pts.	Bonus	TOTAL
Scored bests come from PRE-SEASON DATA								
▶ 100m	44	Justin JENKINS	JR	10.41w (2.5)	5/9/14	0.15	0.00	0.15
▶ 400m	25	Rodney JONES	SR	46.31	5/9/14	0.95	0.31	1.26
▶ PV	42	Jay ROBERSON	SO	5.20m 17-¾	5/9/14	0.2	0.00	0.20
Team Total								1.61

145

UC Santa Barbara
Big West Conference

Event	Scrd As	Athlete	Yr	Scored Mark	Date	Pl. Pts.	Bonus	TOTAL
Scored bests come from CURRENT season								
▶ 4x400	48	Garcia, McDonald, Johnson, Scott		3:13.46	3/7/15	0.05	0.00	0.05
Scored bests come from PRE-SEASON DATA								
▶ 800m	47	Shyan VAZIRI	SR	1:49.05	5/10/14	0.075	0.10	0.17
▶ 1500m	25	Shyan VAZIRI	SR	3:42.44	4/18/14	0.95	0.41	1.36
Team Total								1.58

146

Northern Iowa
Missouri Valley Conference

Event	Scrd As	Athlete	Yr	Scored Mark	Date	Pl. Pts.	Bonus	TOTAL
Scored bests come from PRE-SEASON DATA								
▶ 100m	47	Brandon CARNES	SO	10.42 (1.1)	5/3/14	0.075	0.00	0.08
▶ 110H	25	Sebastian BARTH	SR	13.82 (1.8)	5/31/14	0.95	0.30	1.25
Team Total								1.32

147

Coppin State
Mid-Eastern Athletic Conference

Event	Scrd As	Athlete	Yr	Scored Mark	Date	Pl. Pts.	Bonus	TOTAL
Scored bests come from PRE-SEASON DATA								
▶ 400m	27	Rosen DANIEL	JR	46.38	5/16/14	0.85	0.26	1.11
▶ TJ	44	Shane GREEN	JR	15.45mw 50-8½	4/3/14	0.15	0.00	0.15
Team Total								1.26

"Scrd As", short for "Scored As", Standing used for place points portion of performance's score combining preseason data (when applied) to current season data

Numbers in BLACK are both the performance's actual NCAA rank AND "scored as" rank Numbers in RED indicate actual NCAA rank does not exist or is worse than "scored as" rank Numbers in BLUE indicate actual NCAA rank is better than "scored as" rank

USTFCCCA Non-Member

Non-Member Schools Will NOT be ranked, beginning Week 2



2015 Outdoor Track & Field, Preseason

Only those who score >0.01 pts are shown
D denotes multiple-event rule in affect

MEN

148



Wichita State

Missouri Valley Conference

Event	Scrd As	Athlete	Yr	Scored Mark	Date	Pl. Pts.	Bonus	TOTAL
Scored bests come from PRE-SEASON DATA								
HJ	48	Garret LYNCH	JR	2.13m	6-11½	4/9/14	0.05	0.00 0.05
HT	35	Weston COTTRELL	JR	62.65m	205-6	5/16/14	0.45	0.00 0.45
DEC	31	Hunter VEITH	SO	7,027		3/19/14	0.65	0.00 0.65
DEC	49	John NICHOLAS	SO	6,827		4/9/14	0.025	0.00 0.03
Team Total								1.17

149



Columbia

Ivy League

Event	Scrd As	Athlete	Yr	Scored Mark	Date	Pl. Pts.	Bonus	TOTAL
Scored bests come from PRE-SEASON DATA								
800m	34	Connor CLAFLIN	RS14	1:48.68		5/4/13	0.5	0.21 0.71
800m	40	Brendon FISH	SR	1:48.79		5/2/14	0.25	0.18 0.43
Team Total								1.14

150



McNeese State

Southland Conference

Event	Scrd As	Athlete	Yr	Scored Mark	Date	Pl. Pts.	Bonus	TOTAL
Scored bests come from CURRENT season								
LJ	42	Kartavius HAMILTON	JR	7.56m	24-9½ (0.4)	3/14/15	0.2	0.00 0.20
Scored bests come from PRE-SEASON DATA								
JAV	27	Stephen ECCLES	SR	69.41m	227-8	3/21/14	0.85	0.04 0.89
Team Total								1.09

151



Cal Poly

Big West Conference

Event	Scrd As	Athlete	Yr	Scored Mark	Date	Pl. Pts.	Bonus	TOTAL
Scored bests come from PRE-SEASON DATA								
Steeple	46	Nick WOOLF	JR	8:55.97		5/16/14	0.1	0.00 0.10
DEC	27	Devin BENNETT	SR	7,069		4/10/14	0.85	0.08 0.93
Team Total								1.03

152



Southern Miss

Conference USA

Event	Scrd As	Athlete	Yr	Scored Mark	Date	Pl. Pts.	Bonus	TOTAL
Scored bests come from PRE-SEASON DATA								
HJ	38	Courtland WELLS	SR	2.14m	7-¼	5/3/14	0.3	0.02 0.32
JAV	30	Ethan RICH	SR	68.88m	226-0	3/15/14	0.7	0.00 0.70
Team Total								1.02

153



Iona

Metro Atlantic Athletic Conference

Event	Scrd As	Athlete	Yr	Scored Mark	Date	Pl. Pts.	Bonus	TOTAL
Scored bests come from PRE-SEASON DATA								
10k	30	Kieran CLEMENTS	JR	29:17.22		4/17/14	0.7	0.30 1.00
Team Total								1.00

154



Grambling State

Southwestern Athletic Conference

Event	Scrd As	Athlete	Yr	Scored Mark	Date	Pl. Pts.	Bonus	TOTAL
Scored bests come from CURRENT season								
4x100	39	Cowan, Davis, Grimes, McTear		40.63		3/7/15	0.275	0.00 0.28
Scored bests come from PRE-SEASON DATA								
100m	33	Kameron COWAN	SR	10.33	(0.1)	4/4/14	0.55	0.05 0.60
Team Total								0.87

155



UC Davis

Big West Conference

Event	Scrd As	Athlete	Yr	Scored Mark	Date	Pl. Pts.	Bonus	TOTAL
Scored bests come from PRE-SEASON DATA								
100m	37	Marcus JOHNSON	SR	10.36w	(2.4)	5/16/14	0.35	0.00 0.35
800m	51	Nathan STRUM	SR	1:49.18		5/31/14	0.06	0.06
1500m	41	Nathan STRUM	SR	3:43.51		4/11/14	0.225	0.17 0.39
Team Total								0.80

"Scrd As", short for "Scored As", Standing used for place points portion of performance's score combining preseason data (when applied) to current season data

Numbers in BLACK are both the performance's actual NCAA rank AND "scored as" rank Numbers in RED indicate actual NCAA rank does not exist or is worse than "scored as" rank Numbers in BLUE indicate actual NCAA rank is better than "scored as" rank

USTFCCCA Non-Member

Non-Member Schools Will NOT be ranked, beginning Week 2



USTFCCCA NCAA Division I National Team Computer Rankings

2015 Outdoor Track & Field, Preseason

as of 3/23/2015 5:06:50 PM

Only those who score >0.01 pts are shown
D denotes multiple-event rule in affect

MEN

156



Central Arkansas

Southland Conference

Event	Scrd As	Athlete	Yr	Scored Mark	Date	Pl. Pts.	Bonus	TOTAL
-------	---------	---------	----	-------------	------	----------	-------	-------

Scored bests come from CURRENT season

HJ	31	Eric MOORE	FR	2.15m	7-½	3/20/15	0.65	0.14	0.79
----	----	------------	----	-------	-----	---------	------	------	------

Team Total 0.79

157



Providence

BIG EAST Conference


Event	Scrd As	Athlete	Yr	Scored Mark	Date	Pl. Pts.	Bonus	TOTAL
-------	---------	---------	----	-------------	------	----------	-------	-------

Scored bests come from PRE-SEASON DATA

10k	34	Benjamin CONNOR	SR	29:18.62	4/4/14	0.5	0.27	0.77
-----	----	-----------------	----	----------	--------	-----	------	------

Team Total 0.77

158



Temple

American Athletic Conference

Event	Scrd As	Athlete	Yr	Scored Mark	Date	Pl. Pts.	Bonus	TOTAL
-------	---------	---------	----	-------------	------	----------	-------	-------

Scored bests come from PRE-SEASON DATA

Steeple	33	Matthew KACYON	SR	8:51.83	5/16/14	0.55	0.21	0.76
---------	----	----------------	----	---------	---------	------	------	------

Team Total 0.76

159



La Salle

Atlantic 10 Conference

Event	Scrd As	Athlete	Yr	Scored Mark	Date	Pl. Pts.	Bonus	TOTAL
-------	---------	---------	----	-------------	------	----------	-------	-------

Scored bests come from PRE-SEASON DATA

800m	35	Chris SANDERS	SO	1:48.69	5/12/14	0.45	0.21	0.66
------	----	---------------	----	---------	---------	------	------	------

1500m	54	Nick ROSS	SR	3:44.24	5/12/14	0.05		0.05
-------	----	-----------	----	---------	---------	------	--	------

Team Total 0.71

160



San Francisco

West Coast Conference

Event	Scrd As	Athlete	Yr	Scored Mark	Date	Pl. Pts.	Bonus	TOTAL
-------	---------	---------	----	-------------	------	----------	-------	-------

Scored bests come from PRE-SEASON DATA

10k	35	Jose MADERA	SR	29:19.23	4/4/14	0.45	0.26	0.71
-----	----	-------------	----	----------	--------	------	------	------

Team Total 0.71

161



Colorado State

Mountain West Conference

88

Event	Scrd As	Athlete	Yr	Scored Mark	Date	Pl. Pts.	Bonus	TOTAL
-------	---------	---------	----	-------------	------	----------	-------	-------

Scored bests come from CURRENT season

HT	43	Tyler SCHULTZ	JR	61.95m	203-3	3/20/15	0.175	0.00	0.17
----	----	---------------	----	--------	-------	---------	-------	------	------

Scored bests come from PRE-SEASON DATA

400H	47	Sam LITTLE	JR	51.43	5/14/14	0.075	0.00	0.08
------	----	------------	----	-------	---------	-------	------	------

TJ	42	Jonathan EDMUNDS	SR	15.46mw	50-8½	5/31/14	0.2	0.00	0.20
----	----	------------------	----	---------	-------	---------	-----	------	------

HT	40	Jake SCHNEEBERGER	SR	62.26m	204-3	5/14/14	0.25	0.00	0.25
----	----	-------------------	----	--------	-------	---------	------	------	------

Team Total 0.70

162



Prairie View A&M

Southwestern Athletic Conference

Event	Scrd As	Athlete	Yr	Scored Mark	Date	Pl. Pts.	Bonus	TOTAL
-------	---------	---------	----	-------------	------	----------	-------	-------

Scored bests come from PRE-SEASON DATA

110H	34	Michael PREJEAN	JR	13.87	(1.9)	5/31/14	0.5	0.18	0.68
------	----	-----------------	----	-------	-------	---------	-----	------	------

Team Total 0.68

163



Sacramento State

Big Sky Conference

Event	Scrd As	Athlete	Yr	Scored Mark	Date	Pl. Pts.	Bonus	TOTAL
-------	---------	---------	----	-------------	------	----------	-------	-------

Scored bests come from PRE-SEASON DATA

5000m	44	Reese BYERS	RS14	13:58.14	3/29/13	0.15	0.11	0.26
-------	----	-------------	------	----------	---------	------	------	------

400H	44	Paul LYONS	RS14	51.36	5/8/13	0.15	0.01	0.16
------	----	------------	------	-------	--------	------	------	------

SP	41	Zach CONIGLIO	RS14	18.13m	59-5½	4/26/13	0.225	0.00	0.22
----	----	---------------	------	--------	-------	---------	-------	------	------

Team Total 0.64

164



Belmont

Ohio Valley Conference

Event	Scrd As	Athlete	Yr	Scored Mark	Date	Pl. Pts.	Bonus	TOTAL
-------	---------	---------	----	-------------	------	----------	-------	-------

Scored bests come from PRE-SEASON DATA

1500m	36	Marcus BRIDGER-WILKINSON	SR	3:43.13	5/16/14	0.4	0.23	0.63
-------	----	--------------------------	----	---------	---------	-----	------	------

Team Total 0.63

"Scrd As", short for "Scored As", Standing used for place points portion of performance's score combining preseason data (when applied) to current season data

Numbers in BLACK are both the performance's actual NCAA rank AND "scored as" rank Numbers in RED indicate actual NCAA rank does not exist or is worse than "scored as" rank Numbers in BLUE indicate actual NCAA rank is better than "scored as" rank

USTFCCCA Non-Member

Non-Member Schools Will NOT be ranked, beginning Week 2



2015 Outdoor Track & Field, Preseason

Only those who score >0.01 pts are shown
D denotes multiple-event rule in affect

MEN

165



Liberty

Big South Conference

Event	Scrd As	Athlete	Yr	Scored Mark	Date	Pl. Pts.	Bonus	TOTAL
-------	---------	---------	----	-------------	------	----------	-------	-------

Scored bests come from CURRENT season

JAV	44	Steve FEISTER	JR	67.65m	221-11	3/21/15	0.15	0.00	0.15
-----	----	---------------	----	--------	--------	---------	------	------	------

Scored bests come from PRE-SEASON DATA

HJ	38	Zach DAVIS	SO	2.14m	7-¼	5/1/14	0.3	0.02	0.32
SP	44	Fred FULTON	RS14	17.99m	59-¾	4/19/13	0.15	0.00	0.15

Team Total 0.62

166



Butler

BIG EAST Conference

Event	Scrd As	Athlete	Yr	Scored Mark	Date	Pl. Pts.	Bonus	TOTAL
-------	---------	---------	----	-------------	------	----------	-------	-------

Scored bests come from PRE-SEASON DATA

10k	38	Erik PETERSON	JR	29:20.48	4/4/14	0.3	0.23	0.53
-----	----	---------------	----	----------	--------	-----	------	------

Team Total 0.53

167



Western Carolina

Southern Conference

Event	Scrd As	Athlete	Yr	Scored Mark	Date	Pl. Pts.	Bonus	TOTAL
-------	---------	---------	----	-------------	------	----------	-------	-------

Scored bests come from CURRENT season

4x400	44	Tribble, Lamont, Boswell, Kiedy		3:12.59	3/20/15	0.15	0.00	0.15
-------	----	---------------------------------	--	---------	---------	------	------	------

Scored bests come from PRE-SEASON DATA

TJ	41	David JOHNSON	JR	15.48m	50-9½	5/16/14	0.225	0.00	0.22
----	----	---------------	----	--------	-------	---------	-------	------	------

Team Total 0.37

168



Montana

Big Sky Conference

Event	Scrd As	Athlete	Yr	Scored Mark	Date	Pl. Pts.	Bonus	TOTAL
-------	---------	---------	----	-------------	------	----------	-------	-------

Scored bests come from PRE-SEASON DATA

HJ	38	Lee HARDT	SR	2.14m	7-¼	5/2/14	0.3	0.02	0.32
----	----	-----------	----	-------	-----	--------	-----	------	------

Team Total 0.32

169



Montana State

Big Sky Conference

Event	Scrd As	Athlete	Yr	Scored Mark	Date	Pl. Pts.	Bonus	TOTAL
-------	---------	---------	----	-------------	------	----------	-------	-------

Scored bests come from PRE-SEASON DATA

1500m	43	Cristian SORATOS	SR	3:43.73	5/31/14	0.175	0.13	0.31
-------	----	------------------	----	---------	---------	-------	------	------

Team Total 0.31

170



High Point

Big South Conference

Event	Scrd As	Athlete	Yr	Scored Mark	Date	Pl. Pts.	Bonus	TOTAL
-------	---------	---------	----	-------------	------	----------	-------	-------

Scored bests come from PRE-SEASON DATA

JAV	38	Christian SPAULDING	SR	68.19m	223-8	3/14/14	0.3	0.00	0.30
-----	----	---------------------	----	--------	-------	---------	-----	------	------

Team Total 0.30

171



Rhode Island

Atlantic 10 Conference

Event	Scrd As	Athlete	Yr	Scored Mark	Date	Pl. Pts.	Bonus	TOTAL
-------	---------	---------	----	-------------	------	----------	-------	-------

Scored bests come from PRE-SEASON DATA

PV	42	James STRAWDERMAN	SR	5.20m	17-¾	4/27/14	0.2	0.00	0.20
----	----	-------------------	----	-------	------	---------	-----	------	------

JAV	46	Nick DANNER	SO	67.52m	221-6	5/3/14	0.1	0.00	0.10
-----	----	-------------	----	--------	-------	--------	-----	------	------

Team Total 0.30

172



Wake Forest

Atlantic Coast Conference

Event	Scrd As	Athlete	Yr	Scored Mark	Date	Pl. Pts.	Bonus	TOTAL
-------	---------	---------	----	-------------	------	----------	-------	-------

Scored bests come from PRE-SEASON DATA

800m	55	Simon HOLDEN	SO	1:49.21	5/9/14	0.05		0.05
------	----	--------------	----	---------	--------	------	--	------

1500m	45	Kyle GRAVES	SR	3:43.92	5/9/14	0.125	0.10	0.23
-------	----	-------------	----	---------	--------	-------	------	------

1500m	59	Simon HOLDEN	SO	3:44.45	5/16/14	0.02		0.02
-------	----	--------------	----	---------	---------	------	--	------

Team Total 0.30

173



Campbell

Big South Conference

Event	Scrd As	Athlete	Yr	Scored Mark	Date	Pl. Pts.	Bonus	TOTAL
-------	---------	---------	----	-------------	------	----------	-------	-------

Scored bests come from PRE-SEASON DATA

200m	41	Stanley HICKS	SR	20.81w (3.1)	5/1/14	0.225	0.07	0.29
------	----	---------------	----	--------------	--------	-------	------	------

Team Total 0.29

"Scrd As", short for "Scored As", Standing used for place points portion of performance's score combining preseason data (when applied) to current season data

Numbers in BLACK are both the performance's actual NCAA rank AND "scored as" rank Numbers in RED indicate actual NCAA rank does not exist or is worse than "scored as" rank Numbers in BLUE indicate actual NCAA rank is better than "scored as" rank

USTFCCCA Non-Member

Non-Member Schools Will NOT be ranked, beginning Week 2



2015 Outdoor Track & Field, Preseason

Only those who score >0.01 pts are shown
D denotes multiple-event rule in affect

MEN

174

Detroit
Horizon League

Event	Scrd As	Athlete	Yr	Scored Mark	Date	Pl. Pts.	Bonus	TOTAL
Scored bests come from PRE-SEASON DATA								
HT	39	Eric LEWIS	SR	62.38m	204-8	4/12/14	0.275	0.00 0.28
Team Total								0.28

174

Oral Roberts
The Summit League

Event	Scrd As	Athlete	Yr	Scored Mark	Date	Pl. Pts.	Bonus	TOTAL
Scored bests come from PRE-SEASON DATA								
PV	39	Justin ESTALA	SO	5.21m	17-1	4/16/14	0.275	0.00 0.28
Team Total								0.28

176

Saint Joseph's
Atlantic 10 Conference

Event	Scrd As	Athlete	Yr	Scored Mark	Date	Pl. Pts.	Bonus	TOTAL
Scored bests come from PRE-SEASON DATA								
1500m	44	Aaron LESKOW	SR	3:43.89	5/12/14	0.15	0.11	0.26
Team Total								0.26

177

Milwaukee
Horizon League

Event	Scrd As	Athlete	Yr	Scored Mark	Date	Pl. Pts.	Bonus	TOTAL
Scored bests come from PRE-SEASON DATA								
400H	42	Jordan SCHMIDT	SR	51.32	5/31/14	0.2	0.04	0.24
Team Total								0.24

178

Northeastern
Colonial Athletic Association

Event	Scrd As	Athlete	Yr	Scored Mark	Date	Pl. Pts.	Bonus	TOTAL
Scored bests come from CURRENT season								
4x100	41	Wilson, Henry, Darrow, Lane		40.73	3/21/15	0.225	0.00	0.23
Team Total								0.23

179

Boston University
Patriot League

Event	Scrd As	Athlete	Yr	Scored Mark	Date	Pl. Pts.	Bonus	TOTAL
Scored bests come from PRE-SEASON DATA								
Steeple	43	Alec OLSON	JR	8:54.70	5/16/14	0.175	0.04	0.21
Team Total								0.21

180

Florida International
Conference USA

Event	Scrd As	Athlete	Yr	Scored Mark	Date	Pl. Pts.	Bonus	TOTAL
Scored bests come from PRE-SEASON DATA								
100m	42	Khristian CAMPBELL	SR	10.38w (3.6)	4/28/14	0.2	0.00	0.20
Team Total								0.20

181

UC Irvine
Big West Conference

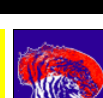
Event	Scrd As	Athlete	Yr	Scored Mark	Date	Pl. Pts.	Bonus	TOTAL
Scored bests come from CURRENT season								
110H	43	Lloyd SICARD	SO	13.95 (0.2)	3/20/15	0.175	0.00	0.17
Team Total								0.17

182

Morgan State
Mid-Eastern Athletic Conference

Event	Scrd As	Athlete	Yr	Scored Mark	Date	Pl. Pts.	Bonus	TOTAL
Scored bests come from CURRENT season								
4x400	43	Johnson, Johnson, Hardy, Roberson		3:12.05	3/20/15	0.175	0.00	0.18
Team Total								0.18

183

Savannah State
Mid-Eastern Athletic Conference

Event	Scrd As	Athlete	Yr	Scored Mark	Date	Pl. Pts.	Bonus	TOTAL
Scored bests come from PRE-SEASON DATA								
110H	44	Cameron HALL	SR	13.96 (-3.3)	5/1/14	0.15	0.00	0.15
Team Total								0.15

"Scrd As", short for "Scored As", Standing used for place points portion of performance's score combining preseason data (when applied) to current season data

Numbers in BLACK are both the performance's actual NCAA rank AND "scored as" rank Numbers in RED indicate actual NCAA rank does not exist or is worse than "scored as" rank Numbers in BLUE indicate actual NCAA rank is better than "scored as" rank

USTFCCCA Non-Member

Non-Member Schools Will NOT be ranked, beginning Week 2



2015 Outdoor Track & Field, Preseason

Only those who score >0.01 pts are shown
D denotes multiple-event rule in affect

MEN

184



UC Riverside

Big West Conference

Event	Scrd As	Athlete	Yr	Scored Mark	Date	Pl. Pts.	Bonus	TOTAL
-------	---------	---------	----	-------------	------	----------	-------	-------

Scored bests come from CURRENT season

4x400	49	Gates, Pare, Parker, Koger		3:13.67	3/20/15	0.025	0.00	0.03
-------	----	----------------------------	--	---------	---------	-------	------	------

Scored bests come from PRE-SEASON DATA

400H	45	Michael KOGER	SR	51.37	5/2/14	0.125	0.00	0.13
------	----	---------------	----	-------	--------	-------	------	------

Team Total 0.15

185



Gardner-Webb

Big South Conference

Event	Scrd As	Athlete	Yr	Scored Mark	Date	Pl. Pts.	Bonus	TOTAL
-------	---------	---------	----	-------------	------	----------	-------	-------

Scored bests come from PRE-SEASON DATA

HT	45	Alex YOUNG	JR	61.90m	203-1	6/14/14	0.125	0.00	0.13
----	----	------------	----	--------	-------	---------	-------	------	------

Team Total 0.13

185



Grand Canyon

Western Athletic Conference

Event	Scrd As	Athlete	Yr	Scored Mark	Date	Pl. Pts.	Bonus	TOTAL
-------	---------	---------	----	-------------	------	----------	-------	-------

Scored bests come from CURRENT season

4x100	45	Theijs, Bidlow, Flannigan, Thurber		40.93	3/20/15	0.125	0.00	0.13
-------	----	------------------------------------	--	-------	---------	-------	------	------

Team Total 0.13

187



Tennessee State

Ohio Valley Conference

Event	Scrd As	Athlete	Yr	Scored Mark	Date	Pl. Pts.	Bonus	TOTAL
-------	---------	---------	----	-------------	------	----------	-------	-------

Scored bests come from PRE-SEASON DATA

100m	47	Jerome HENDERSON	JR	10.42	(1.2)	5/2/14	0.075	0.00	0.08
------	----	------------------	----	-------	-------	--------	-------	------	------

Team Total 0.08

188



Cal State Northridge

Big West Conference

Event	Scrd As	Athlete	Yr	Scored Mark	Date	Pl. Pts.	Bonus	TOTAL
-------	---------	---------	----	-------------	------	----------	-------	-------

Scored bests come from CURRENT season

4x400	47	Hutchings, Teart, Cantu, Knowles		3:13.28	3/20/15	0.075	0.00	0.08
-------	----	----------------------------------	--	---------	---------	-------	------	------

Team Total 0.08

189



Lehigh

Patriot League

Event	Scrd As	Athlete	Yr	Scored Mark	Date	Pl. Pts.	Bonus	TOTAL
-------	---------	---------	----	-------------	------	----------	-------	-------

Scored bests come from PRE-SEASON DATA

HJ	48	Adeolu ADESIDA	SR	2.13m	6-11 1/4	4/11/14	0.05	0.00	0.05
----	----	----------------	----	-------	----------	---------	------	------	------

Team Total 0.05

189



Robert Morris

Northeast Conference

145

Event	Scrd As	Athlete	Yr	Scored Mark	Date	Pl. Pts.	Bonus	TOTAL
-------	---------	---------	----	-------------	------	----------	-------	-------

Scored bests come from PRE-SEASON DATA

TJ	48	Richard NJENGA	SR	15.38m	50-5 1/2	5/3/14	0.05	0.00	0.05
----	----	----------------	----	--------	----------	--------	------	------	------

Team Total 0.05

189



Southern Utah

Big Sky Conference

Event	Scrd As	Athlete	Yr	Scored Mark	Date	Pl. Pts.	Bonus	TOTAL
-------	---------	---------	----	-------------	------	----------	-------	-------

Scored bests come from PRE-SEASON DATA

DISC	48	Jayson KOVAR	JR	55.10m	180-9	3/27/14	0.05	0.00	0.05
------	----	--------------	----	--------	-------	---------	------	------	------

Team Total 0.05

192



Maryland

Big Ten Conference

Event	Scrd As	Athlete	Yr	Scored Mark	Date	Pl. Pts.	Bonus	TOTAL
-------	---------	---------	----	-------------	------	----------	-------	-------

Scored bests come from PRE-SEASON DATA

1500m	56	Jakub ZIVEC	SR	3:44.32		5/9/14	0.04		0.04
-------	----	-------------	----	---------	--	--------	------	--	------

Team Total 0.04

"Scrd As", short for "Scored As", Standing used for place points portion of performance's score combining preseason data (when applied) to current season data

Numbers in BLACK are both the performance's actual NCAA rank AND "scored as" rank Numbers in RED indicate actual NCAA rank does not exist or is worse than "scored as" rank Numbers in BLUE indicate actual NCAA rank is better than "scored as" rank

USTFCCCA Non-Member

Non-Member Schools Will NOT be ranked, beginning Week 2



2015 Outdoor Track & Field, Preseason

Only those who score >0.01 pts are shown
 D denotes multiple-event rule in affect

MEN

193



Cal State Fullerton

Big West Conference

Event	Scrd As	Athlete	Yr	Scored Mark	Date	Pl. Pts.	Bonus	TOTAL
-------	---------	---------	----	-------------	------	----------	-------	-------

Scored bests come from CURRENT season

4x400	49	Reynolds, Harmon, Gordon, Ros		3:13.67	3/13/15	0.025	0.00	0.03
-------	----	----------------------------------	--	---------	---------	-------	------	------

Team Total 0.03

194



Gonzaga

West Coast Conference

Event	Scrd As	Athlete	Yr	Scored Mark	Date	Pl. Pts.	Bonus	TOTAL
-------	---------	---------	----	-------------	------	----------	-------	-------

Scored bests come from PRE-SEASON DATA

5000m	53	Willie MILAM	SR	14:00.19	4/17/14	0.02		0.02
-------	----	--------------	----	----------	---------	------	--	------

Team Total 0.02

"Scrd As", short for "Scored As", Standing used for place points portion of performance's score combining preseason data (when applied) to current season data

Numbers in BLACK are both the performance's actual NCAA rank AND "scored as" rank Numbers in RED indicate actual NCAA rank does not exist or is worse than "scored as" rank Numbers in BLUE indicate actual NCAA rank is better than "scored as" rank

USTFCCCA Non-Member

Non-Member Schools Will NOT be ranked, beginning Week 2



2015 Outdoor Track & Field, Preseason

Only those who score >0.01 pts are shown
D denotes multiple-event rule in affect

WOMEN

1



Texas A&M

Southeastern Conference

unch

Event	Scrd As	Athlete	Yr	Scored Mark		Date	Pl. Pts.	Bonus	TOTAL
Scored bests come from CURRENT season									
▶ HT	44	Alison ONDRUSEK	SO	58.86m	193-1	3/20/15	0.15	0.00	0.15
▶ JAV	32	Ashtin ZAMZOW	FR	49.37m	161-11	3/20/15	0.6	0.00	0.60
▶ JAV	39	Kendall MUNOZ	JR	48.50m	159-1	3/20/15	0.275	0.00	0.28
▶ HEPT	43	Ashtin ZAMZOW	FR	5,231		3/17/15	0.175	0.00	0.17
Scored bests come from PRE-SEASON DATA									
▶ 100m	4	Olivia EKPONE	SR	11.11	(1.3)	5/15/14	24	1.64	25.64
▶ 100m	10	Aaliyah BROWN	SO	11.20w	(2.7)	3/26/14	12	1.07	13.07
▶ 100m	12	Jennifer MADU	JR	11.23	(0.6)	6/14/14	9	0.88	9.88
▶ 100m	19	Ashton PURVIS	SR	11.30w	(2.3)	6/14/14	3.5	0.56	4.06
▶ 200m	1	Olivia EKPONE	SR	22.23	(-0.8)	5/15/14	30	3.96	33.96
▶ 200m	3	Kamaria BROWN	SR	22.63w	(2.2)	6/14/14	26	2.15	28.15
▶ 200m	9	Ashton PURVIS	SR	22.95	(0.1)	4/11/14	14	0.88	14.88
▶ 200m	18	Aaliyah BROWN	SO	23.12	(1.4)	5/31/14	4	0.52	4.52
▶ 200m	39	Shamier LITTLE	SO	23.41	(-0.3)	5/3/14	0.275	0.10	0.38
▶ 400m	3	Shamier LITTLE	SO	51.06		5/15/14	D 26	2.57	4.57
▶ 400m	29	Kamaria BROWN	SR	52.97		4/11/14	0.75	0.23	0.98
▶ 10k	28	Hillary MONTGOMERY	SR	34:01.54		4/4/14	0.8	0.22	1.02
▶ 100H	33	Shamier LITTLE	SO	13.41w	(2.5)	3/26/14	0.55	0.13	0.68
▶ 400H	2	Shamier LITTLE	SO	55.07		6/14/14	28	3.54	31.54
▶ 4x100	1			42.80		6/14/14	30	3.42	33.42
▶ 4x400	2			3:25.63		6/14/14	28	3.51	31.51
▶ PV	26	Brittany WOOTEN	JR	4.15m	13-7½	3/26/14	0.9	0.08	0.98
▶ SP	40	Brea GARRETT	SR	15.78m	51-9½	5/31/14	0.25	0.00	0.25
▶ DISC	1	Shelbi VAUGHAN	JR	63.60m	208-8	5/15/14	30	6.54	36.54
▶ HT	16	Brea GARRETT	SR	61.38mw	201-4	5/31/14	5	0.39	5.39
▶ JAV	6	Maggie MALONE	JR	55.37m	181-8	5/16/14	20	1.83	21.83
▶ HEPT	19	Jena HEMANN	SR	5,471		5/15/14	3.5	0.50	4.00
▶ HEPT	20	Annie KUNZ	RS14	5,442		3/27/13	3	0.39	3.39
Team Total									311.82

2



Florida

Southeastern Conference

▲ 2

Event	Scrd As	Athlete	Yr	Scored Mark		Date	Pl. Pts.	Bonus	TOTAL	
Scored bests come from PRE-SEASON DATA										
▶ 100m	6	Shayla SANDERS	JR	11.12w	(2.3)	6/14/14	20	1.57	21.57	
▶ 200m	7	Kyra JEFFERSON	JR	22.78	(-0.6)	4/3/14	18	1.49	19.49	
▶ 200m	24	Shayla SANDERS	JR	23.25	(0.2)	4/3/14	1	0.33	1.33	
▶ 200m	26	Destinee GAUSE	JR	23.29	(-1.6)	4/3/14	0.9	0.27	1.17	
▶ 400m	4	Robin REYNOLDS	JR	51.36		6/14/14	24	1.98	25.98	
▶ 400m	13	Destinee GAUSE	JR	52.36		5/31/14	8	0.62	8.62	
▶ 800m	20	Rebekah GREENE	SO	2:05.58		4/19/14	D	3	0.38	2.38
▶ 1500m	18	Rebekah GREENE	SO	4:17.36		5/4/14	4	0.54	4.54	
▶ 100H	1	Bridgette OWENS	SR	12.62w	(2.8)	6/14/14	30	3.32	33.32	
▶ 4x100	5			43.26		6/14/14	22	2.34	24.34	
▶ 4x400	4			3:27.38		4/3/14	24	2.68	26.68	
▶ HJ	15	Taylor BURKE	SR	1.82m	5-11½	4/3/14	6	0.61	6.61	
▶ LJ	11	Robin REYNOLDS	JR	6.36m	20-10½	4/19/14	10	0.97	10.97	
▶ TJ	1	Ciarra BREWER	SR	13.91m	45-7½	5/15/14	30	5.19	35.19	
▶ HT	40	Jayla BOSTIC	JR	59.03m	193-8	5/31/14	0.25	0.00	0.25	
▶ JAV	1	Fawn MILLER	SR	58.13m	190-8	6/14/14	30	3.54	33.54	
▶ JAV	5	Marija VUCENOVIC	JR	56.73m	186-1	3/26/14	22	2.54	24.54	
▶ HEPT	10	Brittany HARRELL	SR	5,620		3/26/14	12	1.24	13.24	
Team Total								293.77		

"Scrd As", short for "Scored As", Standing used for place points portion of performance's score combining preseason data (when applied) to current season data

Numbers in BLACK are both the performance's actual NCAA rank AND "scored as" rank Numbers in RED indicate actual NCAA rank does not exist or is worse than "scored as" rank Numbers in BLUE indicate actual NCAA rank is better than "scored as" rank

USTFCCCA Non-Member

Non-Member Schools Will NOT be ranked, beginning Week 2



USTFCCCA NCAA Division I National Team Computer Rankings

as of 3/23/2015 5:06:52 PM

2015 Outdoor Track & Field, Preseason

Only those who score >0.01 pts are shown
D denotes multiple-event rule in affect

WOMEN

3



Texas

Big 12 Conference

▼ 1

Event	Scrd As	Athlete	Yr	Scored Mark	Date	Pl. Pts.	Bonus	TOTAL
Scored bests come from CURRENT season								
200m	42	Caitland SMITH	FR	23.43w	(2.8)	3/20/15	0.2	0.08 0.28
Scored bests come from PRE-SEASON DATA								
100m	3	Morolake AKINOSUN	JR	10.99w	(3.8)	5/16/14	26	2.76 28.76
100m	16	Ashley SPENCER	SR	11.27w	(2.6)	4/12/14	5	0.66 5.66
100m	20	Kendall BAISDEN	SO	11.33w	(2.8)	5/3/14	3	0.47 3.47
200m	4	Morolake AKINOSUN	JR	22.68	(1.4)	5/31/14	24	1.93 25.93
200m	6	Ashley SPENCER	SR	22.69w	(3.1)	5/3/14	D 20	1.88 3.88
200m	13	Kendall BAISDEN	SO	22.99w	(4.0)	5/3/14	D 8	0.76 2.76
200m	15	Courtney OKOLO	JR	23.04w	(3.1)	5/3/14	D 6	0.63 2.63
400m	1	Courtney OKOLO	JR	50.14		5/16/14	30	4.43 34.43
400m	2	Kendall BAISDEN	SO	50.57		5/16/14	28	3.55 31.55
400m	5	Ashley SPENCER	SR	51.38		5/31/14	22	1.94 23.94
100H	4	Morgan SNOW	SR	12.81w	(2.8)	6/14/14	24	2.08 26.08
400H	26	Melissa GONZALEZ	JR	57.94		5/31/14	0.9	0.26 1.16
4x100	3			43.19		6/14/14	26	2.51 28.51
4x400	1			3:24.21		6/14/14	30	4.20 34.20
PV	1	Kaitlin PETRILLOSE	SR	4.50m	14-9	3/26/14	30	4.39 34.39
Team Total							287.62	

4



Oregon

Pac-12 Conference

▼ 1

Event	Scrd As	Athlete	Yr	Scored Mark	Date	Pl. Pts.	Bonus	TOTAL
Scored bests come from PRE-SEASON DATA								
100m	4	Jenna PRANDINI	JR	11.11	(0.6)	6/14/14	24	1.64 25.64
100m	15	Jasmine TODD	SO	11.25	(0.0)	4/17/14	6	0.76 6.76
100m	34	Marybeth SANT	SO	11.46	(0.6)	5/17/14	0.5	0.07 0.57
200m	2	Jenna PRANDINI	JR	22.60	(-1.6)	5/17/14	28	2.28 30.28
400m	24	Christian BRENNAN	SO	52.81		4/17/14	1	0.33 1.33
800m	9	Annie LEBLANC	JR	2:04.28		4/17/14	14	1.03 15.03
1500m	24	Annie LEBLANC	JR	4:18.05		5/9/14	1	0.38 1.38
1500m	37	Katie PORADA	RS14	4:20.44		4/24/13	0.35	0.03 0.38
1500m	48	Alli CASH	SO	4:21.48		5/31/14	0.05	0.00 0.05
5000m	7	Waverly NEER	SR	15:37.85		4/4/14	18	1.42 19.42
100H	10	Sasha WALLACE	SO	13.06w	(2.7)	4/17/14	12	1.02 13.02
4x100	6			43.31		4/17/14	20	2.23 22.23
4x400	3			3:27.34		5/31/14	26	2.70 28.70
HJ	5	Lauren CROCKETT	SR	1.84m	6-½	3/22/14	22	1.28 23.28
HJ	31	Chancey SUMMERS	SR	1.79m	5-10½	3/27/14	0.65	0.00 0.65
LJ	1	Jenna PRANDINI	JR	6.55m	21-6	6/14/14	30	3.25 33.25
LJ	30	Jasmine TODD	SO	6.23mw	20-5¼	4/5/14	0.7	0.16 0.86
TJ	40	Sasha WALLACE	SO	12.67m	41-7	4/5/14	0.25	0.00 0.25
SP	9	Brittany MANN	SO	17.07m	56-0	6/14/14	14	1.53 15.53
HT	5	Jillian WEIR	SR	67.43m	221-2	5/17/14	22	2.75 24.75
JAV	14	Liz BRENNER	JR	51.54mw	169-1	5/31/14	7	0.54 7.54
JAV	23	Haley CROUSER	SO	50.12m	164-5	4/5/14	1.5	0.15 1.65
Team Total							272.55	

"Scrd As", short for "Scored As", Standing used for place points portion of performance's score combining preseason data (when applied) to current season data

Numbers in BLACK are both the performance's actual NCAA rank AND "scored as" rank Numbers in RED indicate actual NCAA rank does not exist or is worse than "scored as" rank Numbers in BLUE indicate actual NCAA rank is better than "scored as" rank

USTFCCCA Non-Member

Non-Member Schools Will NOT be ranked, beginning Week 2



2015 Outdoor Track & Field, Preseason

Only those who score >0.01 pts are shown
D denotes multiple-event rule in affect

WOMEN

5



Kentucky

Southeastern Conference

▲ 2

Event	Scrd As	Athlete	Yr	Scored Mark	Date	Pl. Pts.	Bonus	TOTAL
Scored bests come from CURRENT season								
200m	42	Dominique BOOKER	SR	23.43w (2.8)	3/20/15	0.2	0.08	0.28
LJ	9	Kenyattia HACKWORTH	SR	6.37m 20-10½ (0.4)	3/20/15	14	1.07	15.07
DISC	11	Madison JACOBS	SO	55.43m 181-10	3/20/15	10	0.66	10.66
HT	30	Beckie FAMUREWA	JR	59.91m 196-6	3/20/15	0.7	0.01	0.71

Scored bests come from PRE-SEASON DATA

100m	2	Dezerea BRYANT	SR	10.96w (4.0)	5/3/14	28	3.05	31.05
100m	7	Keilah TYSON	SR	11.14w (4.0)	5/3/14	18	1.45	19.45
100m	32	Dominique BOOKER	SR	11.45w (3.1)	5/3/14	0.6	0.10	0.70
200m	4	Dezerea BRYANT	SR	22.68 (-0.8)	5/15/14	24	1.93	25.93
200m	32	Keilah TYSON	SR	23.37 (-2.8)	4/3/14	0.6	0.16	0.76
400m	31	Angelica WHALEY	SR	53.05	5/31/14	0.65	0.18	0.83
100H	3	Kendra HARRISON	SR	12.68w (2.1)	3/26/14	26	2.92	28.92
100H	20	Leah NUGENT	SR	13.27w (3.5)	4/3/14	3	0.41	3.41
400H	1	Kendra HARRISON	SR	54.76	5/15/14	30	4.05	34.05
400H	14	Leah NUGENT	SR	56.97	5/15/14	7	0.87	7.87
4x100	4			43.25	5/15/14	24	2.37	26.37
4x400	8			3:31.19	4/3/14	16	1.17	17.17
PV	44	Michelle CANTERNA	SR	4.05m 13-3½	4/26/14	0.15	0.00	0.15
LJ	6	Sha'Keela SAUNDERS	SO	6.43m 21-1½	5/31/14	20	1.66	21.66
TJ	39	Sha'Keela SAUNDERS	SO	12.68m 41-7½	5/15/14	0.275	0.00	0.28
DISC	9	Beckie FAMUREWA	JR	56.24mw 184-6	5/31/14	14	0.93	14.93

Team Total 260.25

6



Georgia

Southeastern Conference

▼ 1

Event	Scrd As	Athlete	Yr	Scored Mark	Date	Pl. Pts.	Bonus	TOTAL
Scored bests come from CURRENT season								
JAV	41	Jenna WARGO	SR	48.31m 158-6	3/20/15	0.225	0.00	0.22

Scored bests come from PRE-SEASON DATA

1500m	6	Carly HAMILTON	SR	4:15.02	5/31/14	20	1.42	21.42
100H	10	Kendell WILLIAMS	SO	13.06w (2.2)	5/10/14	12	1.02	13.02
HJ	1	Leontia KALLENNOU	JR	1.92m 6-3½	5/15/14	30	4.90	34.90
HJ	8	Kendell WILLIAMS	SO	1.83m 6-0	4/10/14	16	0.94	16.94
HJ	19	Tatiana GUSIN	SO	1.81m 5-11½	5/31/14	3.5	0.30	3.80
PV	5	Morgann LELEUX	RS14	4.32m 14-2	4/12/13	22	1.55	23.55
LJ	3	Chanice PORTER	JR	6.53m 21-5½	3/20/14	26	2.96	28.96
LJ	27	Kendell WILLIAMS	SO	6.24mw 20-5½	5/15/14	0.85	0.21	1.06
HT	11	Shelby ASHE	JR	62.82m 206-1	5/17/14	10	0.77	10.77
HT	43	Asianna COVINGTON	SO	58.90m 193-3	4/17/14	0.175	0.00	0.17
JAV	7	Freya JONES	JR	55.36m 181-7	4/11/14	18	1.82	19.82
HEPT	1	Kendell WILLIAMS	SO	6,018	4/10/14	30	5.42	35.42
HEPT	7	Quintunya CHAPMAN	SR	5,659	4/10/14	18	1.55	19.55

Team Total 229.61

"Scrd As", short for "Scored As", Standing used for place points portion of performance's score combining preseason data (when applied) to current season data

Numbers in BLACK are both the performance's actual NCAA rank AND "scored as" rank Numbers in RED indicate actual NCAA rank does not exist or is worse than "scored as" rank Numbers in BLUE indicate actual NCAA rank is better than "scored as" rank

USTFCCCA Non-Member

Non-Member Schools Will NOT be ranked, beginning Week 2




USTFCCCA NCAA Division I National Team Computer Rankings



as of 3/23/2015 5:06:52 PM

2015 Outdoor Track & Field, Preseason

Only those who score >0.01 pts are shown
D denotes multiple-event rule in affect

WOMEN

7			Arkansas		2					
		Southeastern Conference								
Event	Scrd As	Athlete	Yr	Scored Mark		Date	Pl. Pts.	Bonus	TOTAL	
Scored bests come from PRE-SEASON DATA										
▶ 100m	17	Regine WILLIAMS	SO	11.29w	(2.2)	4/11/14	4.5	0.60	5.10	
▶ 200m	30	Regine WILLIAMS	SO	23.36	(0.9)	5/31/14	0.7	0.18	0.88	
▶ 400m	11	Sparkle MCKNIGHT	RS14	52.17		4/5/13	D	10	0.79	2.79
▶ 400m	14	Chrishuna WILLIAMS	SR	52.43		5/15/14		7	0.57	7.57
▶ 400m	15	Taylor ELLIS-WATSON	SO	52.48		6/14/14		6	0.54	6.54
▶ 800m	38	Chrishuna WILLIAMS	SR	2:06.48		5/2/14		0.3	0.15	0.45
▶ 1500m	4	Dominique SCOTT	JR	4:14.33		5/4/14		24	1.74	25.74
▶ Steeple	5	Jessica KAMILOS	JR	9:49.25		6/14/14		22	2.07	24.07
▶ Steeple	20	Shannon KLENKE	RS14	10:10.11		5/25/13		3	0.44	3.44
▶ 5000m	10	Dominique SCOTT	JR	15:42.42		4/17/14	D	12	1.11	3.11
▶ 5000m	13	Diane ROBISON	SR	15:47.62		5/4/14		8	0.76	8.76
▶ 10k	21	Diane ROBISON	SR	33:47.79		4/17/14		2.5	0.42	2.92
▶ 10k	23	Dominique SCOTT	JR	33:51.84		5/15/14		1.5	0.36	1.86
▶ 400H	3	Sparkle MCKNIGHT	RS14	55.71		5/9/13		26	2.50	28.50
▶ 4x100	28			44.68		4/4/14		0.8	0.28	1.08
▶ 4x400	6			3:29.58		5/15/14		20	1.67	21.67
▶ PV	1	Sandi MORRIS	SR	4.50m	14-9	5/15/14		30	4.39	34.39
▶ PV	12	Ariel VOSKAMP	JR	4.25m	13-11½	5/15/14		9	0.71	9.71
▶ PV	34	Megan ZIMLICH	JR	4.14m	13-7	5/31/14		0.5	0.01	0.51
▶ LJ	15	Tamara MYERS	SR	6.31m	20-8½	5/31/14		6	0.56	6.56
▶ TJ	17	Tamara MYERS	SR	13.02m	42-8½	5/2/14		4.5	0.65	5.15
▶ JAV	31	Amethyst BOYD	SR	49.76m	163-3	5/31/14		0.65	0.05	0.70
▶ HEPT	16	Alex GOCHENOUR	JR	5,522		3/26/14		5	0.70	5.70
▶ HEPT	41	Leigha BROWN	SO	5,239		5/15/14		0.225	0.00	0.22
Team Total									207.42	

8			Southern California					8	
		Pac-12 Conference							
Event	Scrd As	Athlete	Yr	Scored Mark		Date	Pl. Pts.	Bonus	TOTAL
Scored bests come from CURRENT season									
▶ 200m	32	Deanna HILL	FR	23.37	(0.9)	3/20/15	0.6	0.16	0.76
▶ 200m	45	Jaide STEPTER	JR	23.46	(0.1)	3/20/15	0.125	0.03	0.16
▶ 400m	47	Kendall ELLIS	FR	53.49		3/20/15	0.075	0.00	0.08
▶ 400H	6	Amalie IUEL	SO	56.32		3/20/15	20	1.55	21.55
▶ DISC	8	Tera NOVY	JR	56.69m	186-0	3/20/15	16	1.19	17.19
Scored bests come from PRE-SEASON DATA									
▶ 100m	12	Tynia GAITHER	SR	11.23w	(2.3)	6/14/14	9	0.88	9.88
▶ 100m	26	Alexis FAULKNOR	JR	11.38w	(2.8)	4/3/14	0.9	0.32	1.22
▶ 200m	8	Tynia GAITHER	SR	22.80w	(3.0)	4/17/14	16	1.40	17.40
▶ 200m	37	CoCo NDIPAGBOR	SR	23.40w	(2.8)	4/17/14	0.35	0.12	0.47
▶ 200m	42	Vanessa JONES	SR	23.43	(0.0)	4/17/14	0.2	0.08	0.28
▶ 200m	46	Alexis FAULKNOR	JR	23.48	(2.0)	5/4/14	0.1	0.01	0.11
▶ 400m	10	Vanessa JONES	SR	52.15		5/31/14	12	0.81	12.81
▶ 400m	42	CoCo NDIPAGBOR	SR	53.36		4/17/14	0.2	0.00	0.20
▶ 100H	39	Melia COX	SR	13.44	(1.8)	5/31/14	0.275	0.07	0.34
▶ 400H	15	Jaide STEPTER	JR	56.99		5/17/14	6	0.85	6.85
▶ 4x100	2			43.00		6/14/14	28	2.95	30.95
▶ 4x400	5			3:29.42		4/3/14	22	1.72	23.72
▶ LJ	34	Alexis FAULKNOR	JR	6.21m	20-4½	5/17/14	0.5	0.06	0.56
▶ TJ	18	Melia COX	SR	13.00m	42-8	5/17/14	4	0.61	4.61
▶ DISC	7	Alexandra COLLATZ	SR	57.15m	187-6	3/8/14	18	1.46	19.46
▶ HT	2	Jenny OZORAI	RS14	68.08m	223-4	3/10/12	28	3.23	31.23
▶ HEPT	25	Amalie IUEL	SO	5,378		5/10/14	0.95	0.13	1.08
Team Total								200.91	

"Scrd As", short for "Scored As", Standing used for place points portion of performance's score combining preseason data (when applied) to current season data

Numbers in BLACK are both the performance's actual NCAA rank AND "scored as" rank Numbers in RED indicate actual NCAA rank does not exist or is worse than "scored as" rank Numbers in BLUE indicate actual NCAA rank is better than "scored as" rank

USTFCCCA Non-Member

Non-Member Schools Will NOT be ranked, beginning Week 2



USTFCCCA NCAA Division I National Team Computer Rankings

as of 3/23/2015 5:06:52 PM

2015 Outdoor Track & Field, Preseason

Only those who score >0.01 pts are shown
D denotes multiple-event rule in affect

WOMEN

9



Florida State

Atlantic Coast Conference

7

Event	Scrd As	Athlete	Yr	Scored Mark	Date	Pl. Pts.	Bonus	TOTAL
Scored bests come from PRE-SEASON DATA								
400m	32	Elizabeth ICHITE	RS14	53.07	4/18/13	0.6	0.17	0.77
800m	39	Linden HALL	SR	2:06.49	5/16/14	0.275	0.15	0.42
1500m	13	Georgia PEEL	JR	4:15.88	5/31/14	8	1.03	9.03
1500m	14	Colleen QUIGLEY	SR	4:16.04	5/4/14	D 7	0.96	2.96
1500m	16	Linden HALL	SR	4:16.42	5/4/14	5	0.82	5.82
Steeple	2	Colleen QUIGLEY	SR	9:38.23	6/8/13	28	3.71	31.71
Steeple	6	Pippa WOOLVEN	JR	9:54.24	5/31/14	20	1.56	21.56
100H	38	Nicole SETTERINGTON	SO	13.43 (1.2)	4/11/14	0.3	0.09	0.39
400H	27	Sage WATSON	RS14	58.20	4/4/13	0.85	0.13	0.98
4x100	10			44.17	6/14/14	12	0.68	12.68
LJ	12	Der'Renae FREEMAN	JR	6.34m 20-9"	4/17/14	9	0.78	9.78
SP	26	Lakitta JOHNSON	SR	16.04m 52-7"	3/26/14	0.9	0.15	1.05
DISC	2	Kellion KNIBB	JR	61.34m 201-3	5/31/14	28	4.60	32.60
HT	20	Katja VANGSNES	JR	60.99m 200-1	5/16/14	3	0.29	3.29
HEPT	5	Grete SADEIKO	SO	5,706	4/17/14	22	1.91	23.91
Team Total								156.96

10



Baylor

Big 12 Conference

4

Event	Scrd As	Athlete	Yr	Scored Mark	Date	Pl. Pts.	Bonus	TOTAL
Scored bests come from CURRENT season								
SP	47	Cion HICKS	SO	15.64m 51-3"	3/19/15	0.075	0.00	0.08
Scored bests come from PRE-SEASON DATA								
100m	14	Tiffani MCREYNOLDS	SR	11.24w (3.8)	5/16/14	7	0.82	7.82
100m	29	Ashley FIELDS	JR	11.41w (3.8)	5/16/14	0.75	0.23	0.98
100m	44	Kehri JONES	SR	11.53w (2.8)	5/3/14	0.15	0.00	0.15
200m	12	Ashley FIELDS	JR	22.97 (1.5)	5/31/14	9	0.82	9.82
400m	17	Raena RHONE	SR	52.57	5/31/14	4.5	0.48	4.98
800m	31	Olicia WILLIAMS	JR	2:06.03	5/3/14	0.65	0.26	0.91
Steeple	4	Rachel JOHNSON	SR	9:44.47	6/14/14	24	2.77	26.77
5000m	8	Rachel JOHNSON	SR	15:39.42	5/4/14	D 16	1.31	3.31
100H	2	Tiffani MCREYNOLDS	SR	12.63w (2.6)	5/16/14	28	3.25	31.25
100H	17	Taije JORDAN	JR	13.22w (4.0)	5/3/14	4.5	0.52	5.02
4x100	16			44.32	6/14/14	5	0.54	5.54
4x400	8			3:31.19	5/16/14	16	1.17	17.17
PV	11	Annie RHODES	SO	4.27m 14-0	4/12/14	10	0.92	10.92
TJ	6	Brianna RICHARDSON	JR	13.20m 43-3"	6/14/14	20	1.28	21.28
TJ	25	Kaitlin WEST	SR	12.80m 42-0	5/16/14	0.95	0.21	1.16
HEPT	48	Jenna PFEIFFER	JR	5,131	5/16/14	0.05	0.00	0.05
Team Total								147.22

"Scrd As", short for "Scored As", Standing used for place points portion of performance's score combining preseason data (when applied) to current season data

Numbers in BLACK are both the performance's actual NCAA rank AND "scored as" rank Numbers in RED indicate actual NCAA rank does not exist or is worse than "scored as" rank Numbers in BLUE indicate actual NCAA rank is better than "scored as" rank

USTFCCCA Non-Member

Non-Member Schools Will NOT be ranked, beginning Week 2



2015 Outdoor Track & Field, Preseason

Only those who score >0.01 pts are shown
D denotes multiple-event rule in affect

WOMEN

11



Kansas State

Big 12 Conference

▲ 8

Event	Scrd As	Athlete	Yr	Scored Mark	Date	Pl. Pts.	Bonus	TOTAL
Scored bests come from PRE-SEASON DATA								
400m	24	Sonia GASKIN	JR	52.81	5/3/14	1	0.33	1.33
800m	11	Sonia GASKIN	JR	2:04.37	6/14/14	10	0.98	10.98
800m	29	Paige STRATIOTI	SR	2:05.94	4/4/14	0.75	0.29	1.04
100H	25	Akela JONES	JR	13.35 (0.9)	5/24/14	0.95	0.25	1.20
400H	34	Tia GAMBLE	JR	58.61	5/31/14	0.5	0.00	0.50
4x400	17			3:33.12	6/14/14	4.5	0.58	5.08
HJ	3	Kim WILLIAMSON	SO	1.88m 6-2	4/11/14	26	2.92	28.92
HJ	4	Alyx TREASURE	SR	1.86m 6-1½	6/14/14	24	1.94	25.94
HJ	19	Rachel PROTEAU	SO	1.81m 5-11½	5/16/14	3.5	0.30	3.80
HJ	19	Joslyn BARNES	SR	1.81m 5-11½	4/5/14	3.5	0.30	3.80
LJ	1	Akela JONES	JR	6.55m 21-6	5/24/14	30	3.25	33.25
SP	33	Dani WINTERS	JR	15.93m 52-3½	5/16/14	0.55	0.02	0.57
HT	6	Sara SAVATOVIC	JR	65.19m 213-10	3/26/14	20	1.61	21.61
JAV	16	Danielle PLANK	SO	51.00m 167-4	4/12/14	5	0.39	5.39
HEPT	34	Sarah KOLMER	SR	5,289	5/16/14	0.5	0.00	0.50
HEPT	42	Joslyn BARNES	SR	5,232	5/16/14	0.2	0.00	0.20
Team Total								144.12

12



Stanford

Pac-12 Conference

▼ 1

Event	Scrd As	Athlete	Yr	Scored Mark	Date	Pl. Pts.	Bonus	TOTAL
Scored bests come from PRE-SEASON DATA								
400m	20	Kristyn WILLIAMS	JR	52.70	4/4/14	3	0.40	3.40
800m	2	Claudia SAUNDERS	JR	2:02.68	6/14/14	28	2.24	30.24
1500m	22	Rebecca MEHRA	SO	4:17.82	5/4/14	2	0.42	2.42
1500m	25	Aisling CUFFE	SR	4:18.29	5/17/14	0.95	0.35	1.30
1500m	30	Jessica TONN	SR	4:19.51	4/4/14	0.7	0.17	0.87
5000m	1	Aisling CUFFE	SR	15:11.13	5/4/14	30	4.18	34.18
5000m	5	Jessica TONN	SR	15:32.26	5/4/14	22	1.97	23.97
10k	29	Jessica TONN	SR	34:09.13	5/17/14	0.75	0.11	0.86
DISC	6	Valarie ALLMAN	SO	57.17m 187-6	3/8/14	20	1.47	21.47
DISC	21	Rebecca HAMMAR	SR	54.10m 177-6	5/17/14	2.5	0.26	2.76
JAV	8	Brianna BAIN	SR	55.00m 180-5	4/4/14	16	1.63	17.63
Team Total								139.09

13



Texas Tech

Big 12 Conference

▲ 38

Event	Scrd As	Athlete	Yr	Scored Mark	Date	Pl. Pts.	Bonus	TOTAL
Scored bests come from CURRENT season								
JAV	9	Hannah CARSON	JR	54.84m 179-11	3/20/15	14	1.55	15.55
Scored bests come from PRE-SEASON DATA								
100m	8	Cierra WHITE	SR	11.15w (3.8)	5/16/14	16	1.38	17.38
200m	14	Cierra WHITE	SR	23.00w (3.5)	4/17/14	7	0.73	7.73
400m	23	Montenae ROYE-SPEIGHT	SR	52.78	5/16/14	1.5	0.35	1.85
100H	5	Le'Tristan PLEDGER	JR	12.89w (2.6)	5/16/14	22	1.74	23.74
4x100	23			44.57	5/3/14	1.5	0.36	1.86
4x400	12			3:32.72	5/31/14	9	0.70	9.70
HJ	49	Michaela PALU	SR	1.77m 5-9½	3/21/14	0.025	0.00	0.03
LJ	13	Le'Tristan PLEDGER	JR	6.32m 20-9	5/3/14	8	0.61	8.61
LJ	24	Shanice STEWART	SR	6.26m 20-6½	5/3/14	1	0.31	1.31
TJ	15	Gionna JACKSON	JR	13.03mw 42-9	5/16/14	6	0.67	6.67
TJ	44	Paetyn REVELL	SO	12.63mw 41-5½	5/16/14	0.15	0.00	0.15
DISC	15	Hannah CARSON	JR	54.90m 180-1	4/12/14	6	0.50	6.50
HEPT	6	Shanice STEWART	SR	5,674	5/16/14	20	1.66	21.66
Team Total								122.74

14



Oklahoma State

Big 12 Conference

Event	Scrd As	Athlete	Yr	Scored Mark		Date	Pl. Pts.	Bonus	TOTAL	
Scored bests come from CURRENT season										
▶ SP	11	Chase EALEY	SO	16.73m	54-10½	3/20/15	10	0.96	10.96	
Scored bests come from PRE-SEASON DATA										
▶ 800m	3	Savannah CAMACHO	SO	2:02.84		4/17/14		26	2.11	28.11
▶ 800m	6	Natalja PILIUSINA	RS14	2:03.80		4/18/13	D	20	1.35	3.35
▶ 800m	43	Clara NICHOLS	JR	2:06.83		4/4/14		0.175	0.06	0.24
▶ 1500m	1	Natalja PILIUSINA	RS14	4:09.57		4/28/13		30	3.95	33.95
▶ 1500m	19	Ingeborg LOEVENES	JR	4:17.40		7/27/13	D	3.5	0.53	2.53
▶ 1500m	31	Monika JUODESKAITE	SR	4:19.58		5/2/14		0.65	0.16	0.81
▶ Steeple	10	Ingeborg LOEVENES	JR	10:00.73		8/2/14		12	0.93	12.93
▶ 5000m	25	Monika JUODESKAITE	SR	16:00.32		4/17/14		0.95	0.30	1.25
▶ TJ	5	Viktorii SADOXHINA	SO	13.35mw	43-9½	5/16/14		22	1.95	23.95
▶ DISC	19	Ieva ZARANKAITE	SO	54.44m	178-7	5/16/14		3.5	0.36	3.86
Team Total									121.93	

"Scrd As", short for "Scored As", Standing used for place points portion of performance's score combining preseason data (when applied) to current season data

Numbers in BLACK are both the performance's actual NCAA rank AND "scored as" rank Numbers in RED indicate actual NCAA rank does not exist or is worse than "scored as" rank Numbers in BLUE indicate actual NCAA rank is better than "scored as" rank

USTFCCCA Non-Member

Non-Member Schools Will NOT be ranked, beginning Week 2



2015 Outdoor Track & Field, Preseason

Only those who score >0.01 pts are shown
D denotes multiple-event rule in affect

WOMEN

15



Missouri

Southeastern Conference

▲15

Event	Scrd As	Athlete	Yr	Scored Mark	Date	Pl. Pts.	Bonus	TOTAL
Scored bests come from PRE-SEASON DATA								
Steeple	40	Courtney WOOD	SR	10:21.32	5/15/14	0.25	0.00	0.25
10k	8	Kaitlyn FISCHER	SO	33:12.37	6/14/14	16	1.27	17.27
HJ	37	Morgan WHITSON	SR	1.78m 5-10	3/26/14	0.35	0.00	0.35
PV	14	Katrine HAARKLAU	SR	4.20m 13-9	6/14/14	7	0.39	7.39
SP	1	Kearsten PEOPLES	SR	17.90m 58-8	4/25/14	30	3.90	33.90
SP	3	Jill RUSHIN	SR	17.62m 57-9	5/3/14	26	2.97	28.97
DISC	5	Kearsten PEOPLES	SR	57.31m 188-0	4/23/14	22	1.56	23.56
DISC	27	Jill RUSHIN	SR	53.39m 175-2	4/23/14	0.85	0.04	0.89
HT	27	Kearsten PEOPLES	SR	60.37m 198-0	4/11/14	0.85	0.13	0.98
HEPT	36	Morgan WHITSON	SR	5,273	4/16/14	0.4	0.00	0.40
Team Total								113.96

16



Clemson

Atlantic Coast Conference

Event	Scrd As	Athlete	Yr	Scored Mark	Date	Pl. Pts.	Bonus	TOTAL
Scored bests come from CURRENT season								
4x100	38	Robinson, Parrish, Hadley, Elliott		45.31	3/19/15	0.3	0.00	0.30
Scored bests come from PRE-SEASON DATA								
400m	30	Olivia JAMES	SO	53.02	5/9/14	0.7	0.20	0.90
400m	35	Natoya GOULE	RS14	53.16	4/13/13	0.45	0.11	0.56
800m	1	Natoya GOULE	RS14	2:00.06	6/8/13	30	4.39	34.39
1500m	35	Natoya GOULE	RS14	4:20.35	5/9/13	0.45	0.04	0.49
100H	9	Samantha ELLIOTT	SR	13.05 (0.4)	5/24/14	14	1.06	15.06
400H	8	Samantha ELLIOTT	SR	56.63	4/24/14	16	1.23	17.23
4x400	15			3:32.87	5/16/14	6	0.65	6.65
HJ	19	Mimi LAND	JR	1.81m 5-11	4/17/14	3.5	0.30	3.80
PV	35	Lauren TERSTAPPEN	RS14	4.12m 13-6	5/3/13	0.45	0.00	0.45
LJ	15	Whitney FOUNTAIN	SR	6.31m 20-8	5/31/14	6	0.56	6.56
TJ	15	Whitney FOUNTAIN	SR	13.03m 42-9	5/9/14	6	0.67	6.67
TJ	18	Mimi LAND	JR	13.00mw 42-8	5/9/14	4	0.61	4.61
TJ	40	Iana AMSTERDAM	SO	12.67m 41-7	3/26/14	0.25	0.00	0.25
TJ	47	Anasterasia TERRELL	SO	12.59m 41-3	5/9/14	0.075	0.00	0.08
Team Total								98.01

17



Michigan

Big Ten Conference

▲20

Event	Scrd As	Athlete	Yr	Scored Mark	Date	Pl. Pts.	Bonus	TOTAL
Scored bests come from PRE-SEASON DATA								
800m	40	Danielle PFEIFER	JR	2:06.59	5/31/14	0.25	0.12	0.37
800m	44	Devon HOPPE	JR	2:06.84	5/16/14	0.15	0.06	0.21
1500m	11	Brook HANDLER	SR	4:15.48	5/31/14	10	1.21	11.21
1500m	17	Shannon OSIKA	JR	4:17.27	5/16/14	4.5	0.57	5.07
5000m	2	Erin FINN	SO	15:26.08	5/4/14	28	2.60	30.60
5000m	31	Brook HANDLER	SR	16:04.99	4/17/14	0.65	0.15	0.80
5000m	40	Shannon OSIKA	JR	16:09.05	5/4/14	0.25	0.02	0.27
10k	4	Erin FINN	SO	32:41.65	5/16/14	24	2.54	26.54
100H	6	Cindy OFILI	JR	12.93 (1.4)	5/16/14	20	1.57	21.57
Team Total								96.64

18



LSU

Southeastern Conference

▼12

Event	Scrd As	Athlete	Yr	Scored Mark	Date	Pl. Pts.	Bonus	TOTAL
Scored bests come from CURRENT season								
JAV	34	Mayme COOK	JR	49.07m 161-0	3/20/15	0.5	0.00	0.50
Scored bests come from PRE-SEASON DATA								
100m	22	Jada MARTIN	SO	11.35 (1.5)	4/5/14	2	0.41	2.41
100m	34	Rushell HARVEY	SO	11.46w (2.5)	5/31/14	0.5	0.07	0.57
200m	11	Jada MARTIN	SO	22.96w (2.4)	4/12/14	10	0.85	10.85
200m	37	Kiersten DUNCAN	JR	23.40w (2.4)	4/12/14	0.35	0.12	0.47
800m	49	Morgan SCHUETZ	JR	2:07.02	5/15/14	0.025	0.01	0.04
100H	16	Chanice CHASE	JR	13.20 (1.6)	5/31/14	5	0.56	5.56
100H	29	Mariah GEORGETOWN	SR	13.39 (1.1)	3/26/14	0.75	0.17	0.92
400H	5	Chanice CHASE	JR	56.27	5/15/14	22	1.61	23.61
400H	35	Bryiana RICHARDSON	SO	58.63	5/31/14	0.45	0.00	0.45
4x100	7			43.72	4/19/14	18	1.36	19.36
4x400	29			3:35.59	4/24/14	0.75	0.18	0.93
LJ	27	Nataliyah FRIAR	SO	6.24m 20-5	5/31/14	0.85	0.21	1.06
SP	5	Tori BLISS	SR	17.48m 57-4	6/14/14	22	2.50	24.50
DISC	40	Tori BLISS	SR	52.14m 171-0	5/31/14	0.25	0.00	0.25
JAV	18	Rebekah WALES	SO	50.87m 166-10	3/22/14	4	0.36	4.36
Team Total								95.83

"Scrd As", short for "Scored As", Standing used for place points portion of performance's score combining preseason data (when applied) to current season data

Numbers in BLACK are both the performance's actual NCAA rank AND "scored as" rank Numbers in RED indicate actual NCAA rank does not exist or is worse than "scored as" rank Numbers in BLUE indicate actual NCAA rank is better than "scored as" rank

USTFCCCA Non-Member

Non-Member Schools Will NOT be ranked, beginning Week 2



2015 Outdoor Track & Field, Preseason

Only those who score >0.01 pts are shown
D denotes multiple-event rule in affect

WOMEN

19



Miami (Fla.)

Atlantic Coast Conference

▲ 35

Event	Scrd As	Athlete	Yr	Scored Mark	Date	Pl. Pts.	Bonus	TOTAL
-------	---------	---------	----	-------------	------	----------	-------	-------

Scored bests come from CURRENT season

4x100	44	Kerrison, Philson, Leacock, Balkwill		45.93	3/20/15	0.15	0.00	0.15
-------	----	--------------------------------------	--	-------	---------	------	------	------

Scored bests come from PRE-SEASON DATA

▶ 100m	31	Alyssa MCCLURE	SR	11.44	(1.7)	5/31/14	0.65	0.14	0.79	
▶ 200m	18	Shakima WIMBLEY	SO	23.12	(0.4)	4/17/14	D	4	0.52	2.52
▶ 400m	6	Shakima WIMBLEY	SO	51.68		5/16/14	20	1.42	21.42	
▶ 800m	7	Thandi STEWART	SR	2:04.06		5/31/14	18	1.15	19.15	
▶ 800m	22	Taneisha CORDELL	SR	2:05.72		5/16/14	2	0.34	2.34	
▶ 100H	33	Jamika GLADES	SO	13.41w	(3.0)	3/29/14	0.55	0.13	0.68	
▶ 400H	19	Jamika GLADES	SO	57.50		5/3/14	3.5	0.48	3.98	
▶ 4x400	20			3:34.24		5/31/14	3	0.38	3.38	
▶ HJ	27	Dakota DAILEY-HARRIS	JR	1.80m	5-10%	5/3/14	0.85	0.14	0.99	
▶ PV	4	Alysha NEWMAN	JR	4.41m	14-5%	5/16/14	24	2.71	26.71	
▶ HT	17	Lea JOHNSON	JR	61.37m	201-4	4/17/14	4.5	0.39	4.89	

Team Total 86.99

20



Michigan State

Big Ten Conference

▲ 2

Event	Scrd As	Athlete	Yr	Scored Mark	Date	Pl. Pts.	Bonus	TOTAL
-------	---------	---------	----	-------------	------	----------	-------	-------

Scored bests come from PRE-SEASON DATA

200m	28	Alicia EVANS	SR	23.32w	(2.8)	4/24/14	0.8	0.23	1.03	
400m	45	Tori FRANKLIN	SR	53.47		5/16/14	0.125	0.00	0.13	
1500m	7	Leah O'CONNOR	SR	4:15.13		5/16/14	D	18	1.37	3.37
Steeple	1	Leah O'CONNOR	SR	9:36.43		6/14/14	30	3.98	33.98	
Steeple	19	Katie LANDWEHR	JR	10:09.87		4/16/14	3.5	0.45	3.95	
5000m	28	Rachele SCHULIST	SO	16:01.23		5/16/14	0.8	0.27	1.07	
5000m	45	Lindsay CLARK	JR	16:09.93		3/28/14	0.125	0.00	0.13	
5000m	47	Julia OTWELL	SR	16:10.95		3/28/14	0.075	0.00	0.08	
10k	27	Julia OTWELL	SR	34:00.20		5/16/14	0.85	0.24	1.09	
10k	47	Melanie BRENDER	SR	34:32.10		3/28/14	0.075	0.00	0.08	
PV	24	Lauren CHORNY	JR	4.18m	13-8%	5/16/14	1	0.27	1.27	
PV	26	Sarah BIRKMEIER	SR	4.15m	13-7%	4/4/14	0.9	0.08	0.98	
TJ	2	Tori FRANKLIN	SR	13.49m	44-3%	5/31/14	28	2.76	30.76	
DISC	43	Katelyn DANIELS	RSFR	51.82m	170-0	5/3/14	0.175	0.00	0.17	
HT	13	Cynthia WATT	JR	62.16m	203-11	4/18/14	8	0.59	8.59	

Team Total 86.67

21



Auburn

Southeastern Conference

Event	Scrd As	Athlete	Yr	Scored Mark	Date	Pl. Pts.	Bonus	TOTAL
-------	---------	---------	----	-------------	------	----------	-------	-------

Scored bests come from PRE-SEASON DATA

100m	34	Shekara MARTIN	SO	11.46w	(3.3)	5/15/14	0.5	0.07	0.57	
100H	8	Samantha SCARLETT	JR	13.01	(0.6)	5/31/14	16	1.23	17.23	
100H	10	Ebony MORRISON	SO	13.06	(1.4)	5/31/14	12	1.02	13.02	
400H	45	Sashel BROWN	SO	58.98		4/18/14	0.125	0.00	0.13	
4x100	15			44.29		5/15/14	6	0.57	6.57	
TJ	6	Marshay RYAN	SO	13.20m	43-3%	5/15/14	20	1.28	21.28	
SP	8	Valentina MUZARIC	SR	17.08m	56-½	4/25/14	16	1.55	17.55	
SP	12	Rachel DINCOFF	JR	16.51m	54-2	5/15/14	9	0.70	9.70	

Team Total 86.05

22



Boise State

Mountain West Conference

▼ 14


Event	Scrd As	Athlete	Yr	Scored Mark	Date	Pl. Pts.	Bonus	TOTAL
-------	---------	---------	----	-------------	------	----------	-------	-------

Scored bests come from PRE-SEASON DATA

Steeple	3	Marisa HOWARD	SR	9:43.82		6/14/14	26	2.87	28.87	
5000m	6	Emma BATES	SR	15:33.42		4/17/14	20	1.85	21.85	
10k	1	Emma BATES	SR	32:20.83		5/4/14	30	3.54	33.54	

Team Total 84.26

23



UCLA

Pac-12 Conference

▲ 14

Event	Scrd As	Athlete	Yr	Scored Mark	Date	Pl. Pts.	Bonus	TOTAL
-------	---------	---------	----	-------------	------	----------	-------	-------

Scored bests come from PRE-SEASON DATA

100m	48	Kylie PRICE	SR	11.56	(0.6)	4/12/14	0.05	0.00	0.05	
5000m	29	Kelsey SMITH	SR	16:01.30		4/4/14	0.75	0.27	1.02	
100H	17	Trinity WILSON	JR	13.22w	(2.3)	5/31/14	4.5	0.52	5.02	
100H	23	Brea BUCHANAN	SR	13.32	(0.9)	5/31/14	1.5	0.31	1.81	
HJ	15	Alexis WALKER	SR	1.82m	5-11½	5/10/14	6	0.61	6.61	
HJ	49	Caroline GYLLENBERN	JR	1.77m	5-9%	4/12/14	0.025	0.00	0.03	
HJ	49	Zibby BOYER	SR	1.77m	5-9%	4/12/14	0.025	0.00	0.03	
LJ	6	Kylie PRICE	SR	6.43m	21-1¼	4/12/14	20	1.66	21.66	
HT	3	Ida STORM	RS14	68.05m	223-3	4/18/13	26	3.20	29.20	
JAV	39	Zaybree HAURY	SO	48.50m	159-1	5/4/14	0.275	0.00	0.28	
HEPT	9	Tatum SOUZA	RS14	5,624		5/4/13	14	1.27	15.27	
HEPT	22	Alexis WALKER	SR	5,409		4/16/14	2	0.25	2.25	

Team Total 83.22

"Scrd As", short for "Scored As", Standing used for place points portion of performance's score combining preseason data (when applied) to current season data

Numbers in BLACK are both the performance's actual NCAA rank AND "scored as" rank Numbers in RED indicate actual NCAA rank does not exist or is worse than "scored as" rank Numbers in BLUE indicate actual NCAA rank is better than "scored as" rank

USTFCCCA Non-Member

Non-Member Schools Will NOT be ranked, beginning Week 2



2015 Outdoor Track & Field, Preseason

Only those who score >0.01 pts are shown
D denotes multiple-event rule in affect

WOMEN

24



NC State

Atlantic Coast Conference

Event	Scrd As	Athlete	Yr	Scored Mark	Date	Pl. Pts.	Bonus	TOTAL
Scored bests come from PRE-SEASON DATA								
800m	18	Kenyetta IYEVBELE	SR	2:05.28	4/17/14	4	0.51	4.51
5000m	43	Joanna THOMPSON	SR	16:09.74	5/4/14	0.175	0.00	0.17
10k	11	Joanna THOMPSON	SR	33:24.61	4/17/14	10	0.90	10.90
100H	19	Alexis PERRY	JR	13.24 (0.9)	4/17/14	3.5	0.47	3.97
LJ	5	Alexis PERRY	JR	6.45m 21-2	3/28/14	22	1.86	23.86
SP	4	Tremanisha TAYLOR	SR	17.60m 57-9	4/24/14	24	2.90	26.90
DISC	14	Sequoia WATKINS	SR	54.94m 180-3	5/9/14	7	0.51	7.51
DISC	18	Tremanisha TAYLOR	SR	54.56m 179-0	3/28/14	4	0.39	4.39

Team Total 82.22

25



Kansas

Big 12 Conference

▲ 17

Event	Scrd As	Athlete	Yr	Scored Mark	Date	Pl. Pts.	Bonus	TOTAL
Scored bests come from PRE-SEASON DATA								
100m	21	Tianna VALENTINE	JR	11.34w (3.8)	5/16/14	2.5	0.44	2.94
4x100	25			44.63	4/23/14	0.95	0.31	1.26
HJ	19	Colleen O'BRIEN	SR	1.81m 5-11½	3/26/14	3.5	0.30	3.80
LJ	4	Sydney CONLEY	JR	6.50mw 21-4	4/16/14	24	2.52	26.52
SP	21	Anastasiya MUCHKAYEV	JR	16.10m 52-10	5/16/14	2.5	0.22	2.72
DISC	26	Anastasiya MUCHKAYEV	JR	53.54m 175-8	5/3/14	0.9	0.09	0.99
DISC	28	Dasha TSEMA	JR	53.25m 174-8	3/26/14	0.8	0.00	0.80
DISC	48	Daina LEVY	JR	51.54m 169-1	4/11/14	0.05	0.00	0.05
HT	12	Daina LEVY	JR	62.78m 205-11	4/5/14	9	0.76	9.76
HEPT	2	Lindsay VOLLMER	SR	5,786	5/16/14	28	2.75	30.75

Team Total 79.60

26



Kent State

Mid-American Conference

▲ 6

Event	Scrd As	Athlete	Yr	Scored Mark	Date	Pl. Pts.	Bonus	TOTAL
Scored bests come from PRE-SEASON DATA								
HJ	5	Dior DELOPHONT	JR	1.84m 6-½	4/23/14	22	1.28	23.28
LJ	18	Roseanne ERICKSON	SR	6.30m 20-8	4/10/14	4	0.51	4.51
TJ	12	Dior DELOPHONT	JR	13.08m 42-11	5/15/14	9	0.81	9.81
SP	10	Danniel THOMAS	JR	16.82m 55-2½	5/15/14	12	1.06	13.06
DISC	3	Danniel THOMAS	JR	59.38m 194-9	5/9/14	26	2.93	28.93

Team Total 79.59

27



Mississippi State

Southeastern Conference

Event	Scrd As	Athlete	Yr	Scored Mark	Date	Pl. Pts.	Bonus	TOTAL
Scored bests come from PRE-SEASON DATA								
800m	23	Rhianwedd PRICE	SO	2:05.73	5/2/14	1.5	0.34	1.84
1500m	15	Rhianwedd PRICE	SO	4:16.11	4/17/14	6	0.93	6.93
Steeple	9	Cornelia GRIESCHE	JR	10:00.58	5/15/14	14	0.95	14.95
Steeple	32	Lisa ZIEGLER	SO	10:18.51	4/17/14	0.6	0.06	0.66
Steeple	37	Emma NEIGEL	SR	10:19.70	4/5/14	0.35	0.00	0.35
100H	29	Erica BOUGARD	RS14	13.39 (1.3)	3/27/13	0.75	0.17	0.92
100H	49	Ste'yce MCNEIL	JR	13.53 (1.6)	4/11/14	0.025	0.00	0.03
HJ	19	Erica BOUGARD	RS14	1.81m 5-11½	3/27/13	3.5	0.30	3.80
LJ	8	Erica BOUGARD	RS14	6.39m 20-11½	5/9/13	16	1.27	17.27
TJ	40	Ebony BRINKER	SR	12.67m 41-7	5/31/14	0.25	0.00	0.25
TJ	46	Erica BOUGARD	RS14	12.62m 41-5	5/9/13	0.1	0.00	0.10
HEPT	2	Erica BOUGARD	RS14	5,786	5/9/13	28	2.75	30.75

Team Total 77.85

28



Iowa State

Big 12 Conference

▼ 13

Event	Scrd As	Athlete	Yr	Scored Mark	Date	Pl. Pts.	Bonus	TOTAL
Scored bests come from PRE-SEASON DATA								
5000m	14	Crystal NELSON	JR	15:49.90	4/17/14	7	0.64	7.64
5000m	18	Katy MOEN	SR	15:56.53	4/4/14	4	0.42	4.42
5000m	41	Bethanie BROWN	SO	16:09.17	4/4/14	0.225	0.01	0.24
10k	16	Katy MOEN	SR	33:32.18	6/14/14	5	0.67	5.67
HJ	8	Marine VALLET	SO	1.83m 6-0	6/29/14	16	0.94	16.94
LJ	44	Jhoanmy LUQUE	FR	6.13m 20-1½	5/15/14	0.15	0.00	0.15
TJ	12	Jhoanmy LUQUE	FR	13.08m 42-11	6/28/14	9	0.81	9.81
SP	2	Christina HILLMAN	JR	17.73m 58-2	6/14/14	28	3.33	31.33
HT	35	Kayla SANBORN	SR	59.49m 195-2	5/16/14	0.45	0.00	0.45

Team Total 76.65

"Scrd As", short for "Scored As", Standing used for place points portion of performance's score combining preseason data (when applied) to current season data

Numbers in BLACK are both the performance's actual NCAA rank AND "scored as" rank Numbers in RED indicate actual NCAA rank does not exist or is worse than "scored as" rank Numbers in BLUE indicate actual NCAA rank is better than "scored as" rank

USTFCCCA Non-Member

Non-Member Schools Will NOT be ranked, beginning Week 2



USTFCCCA NCAA Division I National Team Computer Rankings

as of 3/23/2015 5:06:53 PM

2015 Outdoor Track & Field, Preseason

Only those who score >0.01 pts are shown
D denotes multiple-event rule in affect

WOMEN

29



Alabama

Southeastern Conference

▼ 11

Event	Scrd As	Athlete	Yr	Scored Mark	Date	Pl. Pts.	Bonus	TOTAL
Scored bests come from PRE-SEASON DATA								
100m	1	Remona BURCHELL	SR	10.95w (2.3)	6/14/14	30	3.15	33.15
100m	41	Quanesha BURKS	SO	11.52 (1.7)	3/20/14	0.225	0.00	0.22
800m	33	Kimberley FICENEC	JR	2:06.19	5/2/14	0.55	0.22	0.77
1500m	47	Kimberley FICENEC	JR	4:21.44	4/11/14	0.075	0.00	0.08
Steeple	43	Katelyn GREENLEAF	JR	10:22.02	5/15/14	0.175	0.00	0.17
100H	33	Vanessa CLERVEAUX	RS14	13.41w (3.2)	5/25/13	0.55	0.13	0.68
4x100	8			43.76	6/14/14	16	1.30	17.30
4x400	33			3:35.90	5/15/14	0.55	0.13	0.68
PV	14	Lakan TAYLOR	SO	4.20m 13-9%	4/11/14	7	0.39	7.39
LJ	18	Quanesha BURKS	SO	6.30m 20-8	5/31/14	4	0.51	4.51
LJ	44	Lacey DENT	JR	6.13m 20-1%	4/17/14	0.15	0.00	0.15
TJ	34	Marilyn UUDMAE	SR	12.71mw 41-8%	4/17/14	0.5	0.04	0.54
SP	20	Candicea BERNARD	SR	16.11m 52-10%	5/31/14	3	0.23	3.23
HT	14	Nia BARNES	SR	62.11mw 203-9	5/31/14	7	0.58	7.58
Team Total								76.46

30



Arizona State

Pac-12 Conference

▼ 8

Event	Scrd As	Athlete	Yr	Scored Mark	Date	Pl. Pts.	Bonus	TOTAL
Scored bests come from CURRENT season								
DISC	41	Maggie EWEN	FR	51.86m 170-1	3/20/15	0.225	0.00	0.22
Scored bests come from PRE-SEASON DATA								
200m	49	LaTroya FRANKLIN	SO	23.53 (1.0)	4/17/14	0.025	0.00	0.03
400m	12	Brianna TATE	SR	52.32	5/3/14	9	0.64	9.64
800m	4	Shelby HOULIHAN	SR	2:02.96	4/17/14	D 24	2.02	4.02
1500m	2	Shelby HOULIHAN	SR	4:13.56	4/11/14	28	2.09	30.09
1500m	49	Payton SCHUTTE	SR	4:21.64	4/11/14	0.025	0.00	0.03
5000m	48	Shelby HOULIHAN	SR	16:11.63	5/17/14	0.05	0.00	0.05
10k	24	Adriana OLIVAS	JR	33:55.75	4/4/14	1	0.30	1.30
4x100	10			44.17	5/3/14	12	0.68	12.68
4x400	18			3:33.13	4/17/14	4	0.58	4.58
LJ	44	Jasmine GIBBS	JR	6.13m 20-1%	5/3/14	0.15	0.00	0.15
SP	33	Alex HARTIG	SR	15.93m 52-3%	4/25/14	0.55	0.02	0.57
DISC	16	Alex HARTIG	SR	54.84m 179-11	5/17/14	5	0.48	5.48
HT	18	Jessika BYRD	SR	61.10m 200-5	3/21/14	4	0.32	4.32
JAV	48	Alex HARTIG	SR	47.89m 157-1	5/17/14	0.05	0.00	0.05
Team Total								73.21

31



Virginia Tech

Atlantic Coast Conference

▲ 1

Event	Scrd As	Athlete	Yr	Scored Mark	Date	Pl. Pts.	Bonus	TOTAL
Scored bests come from PRE-SEASON DATA								
800m	12	Amanda SMITH	SR	2:04.45	4/17/14	9	0.94	9.94
800m	19	Hanna GREEN	SO	2:05.36	5/31/14	3.5	0.46	3.96
1500m	10	Shannon MORTON	JR	4:15.44	5/31/14	12	1.23	13.23
5000m	37	Sarah RAPP	SR	16:07.28	5/4/14	0.35	0.07	0.42
10k	15	Sarah RAPP	SR	33:32.16	4/17/14	6	0.67	6.67
JAV	4	Eva VIVOD	SO	56.80m 186-4	4/3/14	24	2.58	26.58
JAV	12	Sabine KOPPLIN	JR	53.09m 174-2	5/31/14	9	0.97	9.97
Team Total								70.77

32



Iona

Metro Atlantic Athletic Conference

▲ 27

Event	Scrd As	Athlete	Yr	Scored Mark	Date	Pl. Pts.	Bonus	TOTAL
Scored bests come from PRE-SEASON DATA								
Steeple	8	Maya REHBERG	SO	9:55.73	6/14/14	16	1.41	17.41
5000m	3	Kate AVERY	JR	15:27.90	4/4/14	26	2.41	28.41
10k	5	Kate AVERY	JR	32:42.11	5/4/14	22	2.52	24.52
Team Total								70.35

33



Providence

BIG EAST Conference

Event	Scrd As	Athlete	Yr	Scored Mark	Date	Pl. Pts.	Bonus	TOTAL
Scored bests come from PRE-SEASON DATA								
1500m	40	Laura NAGEL	SR	4:20.86	4/12/14	0.25	0.00	0.25
5000m	4	Sarah COLLINS	JR	15:31.03	4/4/14	24	2.09	26.09
5000m	9	Emily SISSON	RS14	15:39.80	4/18/13	14	1.29	15.29
5000m	20	Laura NAGEL	SR	15:58.33	5/4/14	3	0.36	3.36
10k	7	Emily SISSON	RS14	33:02.88	5/3/13	18	1.57	19.57
10k	17	Sarah COLLINS	JR	33:36.36	5/9/14	4.5	0.60	5.10
Team Total								69.66

"Scrd As", short for "Scored As", Standing used for place points portion of performance's score combining preseason data (when applied) to current season data

Numbers in BLACK are both the performance's actual NCAA rank AND "scored as" rank Numbers in RED indicate actual NCAA rank does not exist or is worse than "scored as" rank Numbers in BLUE indicate actual NCAA rank is better than "scored as" rank

USTFCCCA Non-Member

Non-Member Schools Will NOT be ranked, beginning Week 2



USTFCCCA NCAA Division I National Team Computer Rankings

as of 3/23/2015 5:06:53 PM

2015 Outdoor Track & Field, Preseason

Only those who score >0.01 pts are shown
D denotes multiple-event rule in affect

WOMEN

34



Oklahoma

Big 12 Conference

2

Event	Scrd As	Athlete	Yr	Scored Mark		Date	Pl. Pts.	Bonus	TOTAL
Scored bests come from CURRENT season									
▶ 4x400	37	Pipi, Roberson, Demerson, Baker		3:42.16		3/20/15	0.35	0.00	0.35
▶ HT	19	Julia REEDY	JR	61.02m	200-2	3/20/15	3.5	0.30	3.80
▶ HT	48	Sarah TOLSON	JR	58.70m	192-7	3/20/15	0.05	0.00	0.05
Scored bests come from PRE-SEASON DATA									
▶ SP	47	Avione ALLGOOD	JR	15.64m	51-3½	4/18/14	0.075	0.00	0.08
▶ DISC	31	Alexandra MORGAN	SR	52.88m	173-6	4/26/14	0.65	0.00	0.65
▶ HT	29	Rylee RACKLEY	SR	60.21m	197-6	4/18/14	0.75	0.09	0.84
▶ JAV	2	Elizabeth HERRS	JR	57.73m	189-5	5/16/14	28	3.23	31.23
▶ JAV	3	Avione ALLGOOD	JR	57.63m	189-1	5/16/14	26	3.16	29.16
Team Total									66.15

35



Penn State

Big Ten Conference

23

Event	Scrd As	Athlete	Yr	Scored Mark		Date	Pl. Pts.	Bonus	TOTAL
Scored bests come from PRE-SEASON DATA									
▶ 400m	34	Dynasty MCGEE	SR	53.14		5/31/14	0.5	0.13	0.63
▶ Steeple	12	Tori GERLACH	JR	10:03.55		5/31/14	9	0.75	9.75
▶ Steeple	39	Abbie BENSON	SR	10:20.76		4/4/14	0.275	0.00	0.28
▶ 400H	4	Kiah SEYMOUR	JR	55.88		5/2/14	24	2.22	26.22
▶ 4x100	26			44.64		5/16/14	0.9	0.31	1.21
▶ 4x400	7			3:31.17		6/14/14	18	1.17	19.17
▶ HJ	37	India MCCOY	SO	1.78m	5-10	5/9/14	0.35	0.00	0.35
▶ PV	44	Lexi MASTERSON	SO	4.05m	13-3½	5/31/14	0.15	0.00	0.15
▶ SP	21	Rachel FATHERLY	JR	16.10m	52-10	5/31/14	2.5	0.22	2.72
▶ HT	37	Annjolie VESTER	SR	59.36m	194-9	4/3/14	0.35	0.00	0.35
▶ JAV	17	Lauren KENNEY	SR	50.89m	166-11	5/16/14	4.5	0.36	4.86
Team Total									65.69

36



Georgetown

BIG EAST Conference

Event	Scrd As	Athlete	Yr	Scored Mark	Date	Pl. Pts.	Bonus	TOTAL
Scored bests come from PRE-SEASON DATA								
▶ 800m	8	Sabrina SOUTHERLAND	SO	2:04.21	5/9/14	16	1.06	17.06
▶ 800m	10	Andrea KEKLAK	SR	2:04.36	5/4/14	12	0.98	12.98
▶ 800m	35	Becca DELOACHE	SR	2:06.32	5/4/14	0.45	0.19	0.64
▶ 1500m	3	Katrina COOGAN	RS14	4:13.63	5/10/13	26	2.06	28.06
▶ 1500m	20	Andrea KEKLAK	SR	4:17.63	5/9/14	D	3	2.46
▶ 5000m	15	Katrina COOGAN	RS14	15:50.08	3/29/13	D	6	2.64
▶ 5000m	44	Samantha NADEL	JR	16:09.76	5/16/14	0.15	0.00	0.15
▶ 5000m	49	Haley PIERCE	SO	16:11.66	4/17/14	0.025	0.00	0.03
▶ 400H	37	Deseree KING	SR	58.79	5/9/14	0.35	0.00	0.35
Team Total								64.37

37



South Carolina

Southeastern Conference

Event	Scrd As	Athlete	Yr	Scored Mark		Date	Pl. Pts.	Bonus	TOTAL
Scored bests come from CURRENT season									
▶ HJ	2	Jeannelle SCHEPER	SR	1.91m	6-3¼	3/19/15	28	4.40	32.40
▶ HJ	27	Nakita GRAY	JR	1.80m	5-10¾	3/19/15	0.85	0.14	0.99
Scored bests come from PRE-SEASON DATA									
▶ 100m	39	Ahty JOHNSON	SR	11.50	(1.0)	5/10/14	0.275	0.00	0.28
▶ 200m	32	Ahty JOHNSON	SR	23.37	(0.9)	5/31/14	0.6	0.16	0.76
▶ 400m	27	Precious HOLMES	SO	52.89		3/20/14	0.85	0.28	1.13
▶ 400m	37	Briana HAITH	SO	53.21		5/31/14	0.35	0.08	0.43
▶ 100H	36	Chalese DAVIS	JR	13.42w	(2.4)	3/28/14	0.4	0.11	0.51
▶ 400H	9	Tyler BROCKINGTON	JR	56.65		5/31/14	14	1.21	15.21
▶ 400H	33	Tamera HARRIS	SR	58.58		4/3/14	0.55	0.00	0.55
▶ 4x100	12			44.20		5/31/14	9	0.64	9.64
▶ 4x400	28			3:35.38		5/31/14	0.8	0.21	1.01
▶ HJ	37	Sarah GRAHAM	JR	1.78m	5-10	5/15/14	0.35	0.00	0.35
▶ LJ	49	Alexis MURPHY	JR	6.10m	20-¼	5/15/14	0.025	0.00	0.03
▶ TJ	30	Natasha DICKS	SO	12.74mw	41-9¾	3/28/14	0.7	0.10	0.80
▶ HEPT	38	Sarah GRAHAM	JR	5,254		5/15/14	0.3	0.00	0.30
Team Total							64.37		

"Scrd As", short for "Scored As", Standing used for place points portion of performance's score combining preseason data (when applied) to current season data

Numbers in BLACK are both the performance's actual NCAA rank AND "scored as" rank Numbers in RED indicate actual NCAA rank does not exist or is worse than "scored as" rank Numbers in BLUE indicate actual NCAA rank is better than "scored as" rank

USTFCCCA Non-Member

Non-Member Schools Will NOT be ranked, beginning Week 2



USTFCCCA NCAA Division I National Team Computer Rankings

as of 3/23/2015 5:06:54 PM

2015 Outdoor Track & Field, Preseason

Only those who score >0.01 pts are shown
D denotes multiple-event rule in affect

WOMEN

38



Notre Dame

Atlantic Coast Conference

6

Event	Scrd As	Athlete	Yr	Scored Mark	Date	Pl. Pts.	Bonus	TOTAL
Scored bests come from PRE-SEASON DATA								
100m	40	Jade BARBER	SR	11.51w (3.1)	4/12/14	0.25	0.00	0.25
400m	7	Margaret BAMGBOSE	JR	51.72	6/14/14	18	1.37	19.37
1500m	26	Danielle ARAGON	JR	4:18.53	5/31/14	0.9	0.31	1.21
100H	7	Jade BARBER	SR	12.97 (-0.3)	4/23/14	18	1.40	19.40
100H	44	Kaila BARBER	SR	13.47w (3.0)	4/12/14	0.15	0.01	0.16
400H	13	Kaila BARBER	SR	56.96	5/31/14	8	0.88	8.88
400H	39	Michelle ROTONDO	SR	58.83	4/17/14	0.275	0.00	0.28
4x400	11			3:32.65	5/16/14	10	0.72	10.72
TJ	36	Mary Esther GOURDIN	SR	12.70m 41-8	4/12/14	0.4	0.02	0.42
SP	30	Emily MORRIS	SR	15.96m 52-4½	4/17/14	0.7	0.06	0.76
HEPT	21	Carly LOEFFEL	RS14	5,411	5/3/13	2.5	0.26	2.76
Team Total								64.20

39



Nebraska

Big Ten Conference

20

Event	Scrd As	Athlete	Yr	Scored Mark	Date	Pl. Pts.	Bonus	TOTAL
Scored bests come from PRE-SEASON DATA								
200m	20	Kadecia BAIRD	SO	23.13w 4/21/15		3	0.50	3.50
800m	17	Shawnice WILLIAMS	RS14	2:05.26	5/25/13	4.5	0.52	5.02
4x400	35			3:36.35	5/16/14	0.45	0.06	0.51
PV	14	Paula ANDRIE	JR	4.20m 13-9½	4/23/14	7	0.39	7.39
LJ	15	Jazmin MCCOY	SO	6.31mw 20-8½	6/14/14	6	0.56	6.56
LJ	21	Tierra WILLIAMS	SO	6.27m 20-7	4/12/14	2.5	0.36	2.86
LJ	35	Mollie GRIBBIN	JR	6.19mw 20-3½	5/31/14	0.45	0.00	0.45
TJ	3	Ellie EWERE	SR	13.44m 44-1½	4/23/14	26	2.47	28.47
TJ	32	Mollie GRIBBIN	JR	12.72m 41-8½	5/16/14	0.6	0.06	0.66
SP	16	Carlie PINKELMAN	SR	16.22m 53-2½	5/29/14	5	0.36	5.36
JAV	20	Sarah FIRESTONE	SO	50.49m 165-7	5/16/14	3	0.25	3.25
HEPT	44	Melissa-Maree FARRINGTON	SO	5,215	4/16/14	0.15	0.00	0.15
Team Total								64.19

40



Washington

Pac-12 Conference

Event	Scrd As	Athlete	Yr	Scored Mark		Date	Pl. Pts.	Bonus	TOTAL	
Scored bests come from CURRENT season										
▶ 4x100	37	Jacobson, Bouyer, Woodruff, Peterson		45.22		3/20/15	0.35	0.00	0.35	
▶ 4x400	38	Armstead, Ford, Christen, Birkenfeld		3:42.37		3/20/15	0.3	0.00	0.30	
▶ PV	7	Kristina OWSINSKI	JR	4.30m	14-1½	3/20/15	18	1.30	19.30	
▶ PV	39	Elizabeth QUICK	SO	4.10m	13-5½	3/20/15	0.275	0.00	0.28	
Scored bests come from PRE-SEASON DATA										
▶ 1500m	21	Katie FLOOD	SR	4:17.76		5/31/14	D	2.5	0.43	2.43
▶ Steeple	11	Liberty MILLER	SR	10:03.34		6/14/14		10	0.76	10.76
▶ 5000m	11	Katie FLOOD	SR	15:45.60		4/4/14		10	0.90	10.90
▶ 5000m	21	Katie KNIGHT	SO	15:58.42		4/4/14		2.5	0.36	2.86
▶ 400H	20	Gianna WOODRUFF	SR	57.72		5/31/14		3	0.37	3.37
▶ PV	10	Diamara PLANELL CRUZ	SR	4.28m	14-½	5/17/14		12	1.05	13.05
Team Total									63.59	

41



North Carolina

Atlantic Coast Conference

18

Event	Scrd As	Athlete	Yr	Scored Mark	Date	Pl. Pts.	Bonus	TOTAL	
Scored bests come from PRE-SEASON DATA									
▶ 800m	21	Lianne FARBER	RS14	2:05.64	4/5/13	D	2.5	0.37	2.37
▶ 800m	41	Elizabeth WHELAN	JR	2:06.76	3/28/14		0.225	0.08	0.30
▶ 1500m	5	Lianne FARBER	RS14	4:14.56	5/10/13		22	1.63	23.63
▶ 1500m	9	Elizabeth WHELAN	JR	4:15.20	5/31/14		14	1.34	15.34
▶ 1500m	43	Annie LEHARDY	SR	4:21.03	5/9/14		0.175	0.00	0.17
▶ 5000m	35	Annie LEHARDY	SR	16:06.83	5/4/14		0.45	0.09	0.54
▶ 5000m	36	Lianne FARBER	RS14	16:07.04	3/29/13		0.4	0.08	0.48
▶ HJ	37	Emily GODWIN	SO	1.78m	5-10	4/17/14	0.35	0.00	0.35
▶ PV	24	Cameron OVERSTREET	SR	4.18m	13-8½	4/17/14	1	0.27	1.27
▶ PV	41	Caroline BRAILSFORD	SO	4.08m	13-4½	5/16/14	0.225	0.00	0.22
▶ LJ	37	Xenia RAHN	SR	6.18m	20-3½	5/16/14	0.35	0.00	0.35
▶ SP	15	Sarah HOWARD	JR	16.29m	53-5½	5/9/14	6	0.44	6.44
▶ HT	46	Avana STORY	JR	58.76m	192-9	3/26/14	0.1	0.00	0.10
▶ HEPT	15	Xenia RAHN	SR	5,523		3/26/14	6	0.71	6.71
▶ HEPT	26	Tory KEMP	JR	5,366		5/9/14	0.9	0.08	0.98
▶ HEPT	46	Emily GODWIN	SO	5,190		4/17/14	0.1	0.00	0.10
Team Total								59.36	

"Scrd As", short for "Scored As", Standing used for place points portion of performance's score combining preseason data (when applied) to current season data

Numbers in BLACK are both the performance's actual NCAA rank AND "scored as" rank Numbers in RED indicate actual NCAA rank does not exist or is worse than "scored as" rank Numbers in BLUE indicate actual NCAA rank is better than "scored as" rank

USTFCCCA Non-Member

Non-Member Schools Will NOT be ranked, beginning Week 2



2015 Outdoor Track & Field, Preseason

Only those who score >0.01 pts are shown
D denotes multiple-event rule in affect

WOMEN

42



UTEP

Conference USA

Event	Scrd As	Athlete	Yr	Scored Mark	Date	Pl. Pts.	Bonus	TOTAL
Scored bests come from CURRENT season								
400m	28	Aiyanna STIVERNE	SO	52.92cA 52.81	3/21/15	0.8	0.26	1.06
DISC	32	Samantha HALL	JR	52.81m 173-3	3/21/15	0.6	0.00	0.60
Scored bests come from PRE-SEASON DATA								
400m	9	Florence UWAKWE	SO	52.05	5/2/14	14	0.94	14.94
100H	31	Anna-Kay JAMES	SR	13.40 (0.9)	5/31/14	0.65	0.15	0.80
4x100	22			44.53	5/31/14	2	0.39	2.39
4x400	33			3:35.90	3/26/14	0.55	0.13	0.68
TJ	4	Nickevea WILSON	SR	13.38mw 43-10%	5/15/14	24	2.12	26.12
HEPT	11	Jalylcia PEARSON	SR	5,576	5/15/14	10	0.92	10.92
Team Total								57.51

43



Maryland

Big Ten Conference

6

Event	Scrd As	Athlete	Yr	Scored Mark	Date	Pl. Pts.	Bonus	TOTAL
Scored bests come from PRE-SEASON DATA								
800m	45	Myah HICKS	SR	2:06.85	5/31/14	0.125	0.06	0.18
400H	27	Lisa MENEAU	SO	58.20	5/31/14	0.85	0.13	0.98
HJ	8	Thea LAFOND	SR	1.83m 6-0	5/2/14	16	0.94	16.94
HJ	8	Amber MELVILLE	SR	1.83m 6-0	6/14/14	16	0.94	16.94
LJ	42	Thea LAFOND	SR	6.14m 20-1½	4/17/14	0.2	0.00	0.20
TJ	9	Thea LAFOND	SR	13.15m 43-1½	4/3/14	14	1.08	15.08
SP	18	Chioma ONYEKWERE	JR	16.13m 52-11	5/31/14	4	0.26	4.26
Team Total								54.58

44



Ohio State

Big Ten Conference

3

Event	Scrd As	Athlete	Yr	Scored Mark	Date	Pl. Pts.	Bonus	TOTAL
Scored bests come from PRE-SEASON DATA								
100m	23	Chesna SYKES	SR	11.37 (0.6)	6/14/14	1.5	0.35	1.85
400m	20	Aaliyah BARNES	SO	52.70	5/31/14	3	0.40	3.40
400m	33	Sonikqua WALKER	JR	53.10	5/16/14	0.55	0.15	0.70
800m	16	Katie BORCHERS	SR	2:05.17	5/16/14	5	0.56	5.56
100H	21	Alexis FRANKLIN	JR	13.28 (0.6)	5/31/14	2.5	0.39	2.89
100H	27	Alexandria JOHNSON	SR	13.37 (1.4)	5/16/14	0.85	0.21	1.06
400H	7	Alexis FRANKLIN	JR	56.55	5/31/14	18	1.31	19.31
4x100	9			43.92	5/31/14	14	1.06	15.06
Team Total								49.83

45



Princeton

Ivy League

23

Event	Scrd As	Athlete	Yr	Scored Mark	Date	Pl. Pts.	Bonus	TOTAL
Scored bests come from PRE-SEASON DATA								
Steeple	23	Elizabeth BIRD	SO	10:13.15	5/31/14	1.5	0.30	1.80
5000m	27	Megan CURHAM	SO	16:00.71	4/16/14	0.85	0.29	1.14
10k	12	Megan CURHAM	SO	33:24.79	5/10/14	9	0.89	9.89
HT	1	Julia RATCLIFFE	JR	70.28m 230-7	4/16/14	30	4.84	34.84
Team Total								47.67

46



Akron

Mid-American Conference

36

Event	Scrd As	Athlete	Yr	Scored Mark	Date	Pl. Pts.	Bonus	TOTAL
Scored bests come from PRE-SEASON DATA								
400H	44	Skyler WILLIS	SR	58.96	5/3/14	0.15	0.00	0.15
HJ	8	Claudia GARCIA JOU		1.83m 6-0	6/28/14	16	0.94	16.94
PV	26	Claire LUCAS	SR	4.15m 13-7½	5/31/14	0.9	0.08	0.98
PV	26	Caroline HASSE	JR	4.15m 13-7½	5/3/14	0.9	0.08	0.98
LJ	47	Daniella JOHNSON	SO	6.11m 20-½	5/15/14	0.075	0.00	0.08
SP	30	Alexis COOKS	SR	15.96m 52-4½	5/9/14	0.7	0.06	0.76
DISC	4	Alexis COOKS	SR	58.74m 192-8	5/31/14	24	2.39	26.39
HT	24	Alexis COOKS	SR	60.48m 198-5	5/15/14	1	0.16	1.16
JAV	42	Jessica DELIC	SR	48.30m 158-5	5/15/14	0.2	0.00	0.20
Team Total								47.63

"Scrd As", short for "Scored As", Standing used for place points portion of performance's score combining preseason data (when applied) to current season data

Numbers in BLACK are both the performance's actual NCAA rank AND "scored as" rank Numbers in RED indicate actual NCAA rank does not exist or is worse than "scored as" rank Numbers in BLUE indicate actual NCAA rank is better than "scored as" rank

USTFCCCA Non-Member

Non-Member Schools Will NOT be ranked, beginning Week 2



2015 Outdoor Track & Field, Preseason

Only those who score >0.01 pts are shown
D denotes multiple-event rule in affect

WOMEN

47



Arizona

Pac-12 Conference

▼25

Event	Scrd As	Athlete	Yr	Scored Mark	Date	Pl. Pts.	Bonus	TOTAL
Scored bests come from CURRENT season								
4x400	36	Gray, Smith, Warren, Brown		3:41.54	3/20/15	0.4	0.00	0.40
Scored bests come from PRE-SEASON DATA								
1500m	34	Kate PENNEY	JR	4:20.32	4/5/14	0.5	0.05	0.55
5000m	34	Elvin KIBET	SR	16:06.51	5/31/14	0.5	0.10	0.60
10k	2	Elvin KIBET	SR	32:40.22	4/17/14	28	2.61	30.61
100H	42	Nnnya HAILEY	SO	13.46w (2.4)	4/5/14	0.2	0.03	0.23
400H	15	Nnnya HAILEY	SO	56.99	5/31/14	6	0.85	6.85
400H	30	Morgan STRUBLE	JR	58.39	5/3/14	0.7	0.03	0.73
4x100	14			44.27	5/3/14	7	0.58	7.58
Team Total								47.55

50



Duke

Atlantic Coast Conference

▼28

Event	Scrd As	Athlete	Yr	Scored Mark	Date	Pl. Pts.	Bonus	TOTAL
Scored bests come from PRE-SEASON DATA								
800m	24	Anima BANKS	JR	2:05.80	5/16/14	1	0.32	1.32
800m	30	Abby FARLEY	SR	2:06.02	4/17/14	0.7	0.27	0.97
1500m	35	Haley MEIER	SO	4:20.35	5/31/14	0.45	0.04	0.49
400H	29	Teddi MASLOWSKI	JR	58.35	5/31/14	0.75	0.05	0.80
4x400	16			3:33.09	5/31/14	5	0.59	5.59
HJ	37	Karli JOHONNOT	JR	1.78m	5-10	0.35	0.00	0.35
PV	3	Megan CLARK	JR	4.45m	14-7½	26	3.46	29.46
JAV	22	Christine STREISEL	SO	50.15m	164-6	2	0.16	2.16
HEPT	30	Karli JOHONNOT	JR	5,342		0.7	0.00	0.70
HEPT	31	Teddi MASLOWSKI	JR	5,335		0.65	0.00	0.65
Team Total								42.49

48



Tennessee

Southeastern Conference

▲11

Event	Scrd As	Athlete	Yr	Scored Mark	Date	Pl. Pts.	Bonus	TOTAL
Scored bests come from PRE-SEASON DATA								
200m	17	Felicia BROWN	JR	23.10w (2.8)	4/10/14	4.5	0.55	5.05
200m	30	Felecia MAJORS	SO	23.36w (2.7)	4/10/14	0.7	0.18	0.88
400m	19	Felecia MAJORS	SO	52.67	5/31/14	3.5	0.42	3.92
10k	9	Chelsea BLAASE	SO	33:13.94	4/4/14	14	1.22	15.22
PV	44	Erin CHAMPION	SR	4.05m	13-3½	0.15	0.00	0.15
SP	6	Cassie WERTMAN	JR	17.26m	56-7½	20	1.96	21.96
Team Total								47.18

51



San Diego State

Mountain West Conference

▼39

Event	Scrd As	Athlete	Yr	Scored Mark	Date	Pl. Pts.	Bonus	TOTAL
Scored bests come from CURRENT season								
PV	23	Kristen BROWN	SR	4.19m	13-9	1.5	0.33	1.83
PV	44	Kortney ROSS	SR	4.05m	13-3½	0.15	0.00	0.15
DISC	29	Alexa EVANS	JR	53.20m	174-6	0.75	0.00	0.75
Scored bests come from PRE-SEASON DATA								
SP	29	Jasmine BURRELL	SR	16.01m	52-6½	0.75	0.12	0.87
DISC	13	Jasmine BURRELL	SR	55.31m	181-5	8	0.62	8.62
HEPT	4	Nicole OUDENAARDEN	JR	5,721		24	2.03	26.03
Team Total								38.25

49



South Dakota

The Summit League

Event	Scrd As	Athlete	Yr	Scored Mark	Date	Pl. Pts.	Bonus	TOTAL
Scored bests come from PRE-SEASON DATA								
HJ	8	Megan GLISAR	RS14	1.83m	6-0	16	0.94	16.94
PV	7	Emily GROVE	RS14	4.30m	14-1½	18	1.30	19.30
PV	14	Madison MILLS	JR	4.20m	13-9½	7	0.39	7.39
PV	26	Hunter WILKES	JR	4.15m	13-7½	0.9	0.08	0.98
PV	44	Emily BRIGHAM	SO	4.05m	13-3½	0.15	0.00	0.15
TJ	48	Ashley THOMPSON	SO	12.55m	41-2½	0.05	0.00	0.05
JAV	49	Meghan DENNIS	JR	47.76m	156-8	0.025	0.00	0.03
Team Total								44.84

52



Eastern Michigan

Mid-American Conference

▼5

Event	Scrd As	Athlete	Yr	Scored Mark	Date	Pl. Pts.	Bonus	TOTAL
Scored bests come from PRE-SEASON DATA								
1500m	41	Victoria VORONKO	SR	4:20.87	5/3/14	0.225	0.00	0.22
Steeple	13	Victoria VORONKO	SR	10:04.89	5/31/14	8	0.69	8.69
HJ	15	Kate WOLANIN	SR	1.82m	5-11½	6	0.61	6.61
HEPT	8	Sarah CHAUCHARD	SR	5,638		16	1.38	17.38
Team Total								32.90

"Scrd As", short for "Scored As", Standing used for place points portion of performance's score combining preseason data (when applied) to current season data

Numbers in BLACK are both the performance's actual NCAA rank AND "scored as" rank Numbers in RED indicate actual NCAA rank does not exist or is worse than "scored as" rank Numbers in BLUE indicate actual NCAA rank is better than "scored as" rank

USTFCCCA Non-Member

Non-Member Schools Will NOT be ranked, beginning Week 2



2015 Outdoor Track & Field, Preseason

Only those who score >0.01 pts are shown
D denotes multiple-event rule in affect

WOMEN

53



Cincinnati

American Athletic Conference

Event	Scrd As	Athlete	Yr	Scored Mark	Date	Pl. Pts.	Bonus	TOTAL
Scored bests come from PRE-SEASON DATA								
400m	40	Kenya WOODALL	JR	53.26	5/16/14	0.25	0.05	0.30
HJ	5	Erika HURD	JR	1.84m	6-½ 4/23/14	22	1.28	23.28
PV	39	Alyssa MCBRIDE	JR	4.10m	13-5¼ 3/22/14	0.275	0.00	0.28
JAV	13	Emelie LARSSON	RS14	52.79m	173-2 5/3/13	8	0.89	8.89
Team Total								32.74

54



William and Mary

Colonial Athletic Association

▼ 7

Event	Scrd As	Athlete	Yr	Scored Mark	Date	Pl. Pts.	Bonus	TOTAL
Scored bests come from PRE-SEASON DATA								
5000m	19	Emily STITES	JR	15:57.04	4/3/14	3.5	0.41	3.91
10k	3	Emily STITES	JR	32:41.55	4/17/14	26	2.55	28.55
Team Total								32.45

55



Wisconsin

Big Ten Conference

Event	Scrd As	Athlete	Yr	Scored Mark	Date	Pl. Pts.	Bonus	TOTAL
Scored bests come from PRE-SEASON DATA								
1500m	12	Molly HANSON	JR	4:15.55	5/16/14	9	1.18	10.18
1500m	39	Sarah DISANZA	SO	4:20.72	5/16/14	0.275	0.00	0.28
10k	26	Emma-Lisa MURPHY	SO	34:00.02	5/16/14	0.9	0.24	1.14
10k	43	Gabi ANZALONE	SR	34:26.48	5/16/14	0.175	0.00	0.17
100H	14	Deanna LATHAM	RS14	13.15w (3.1)	5/10/13	7	0.66	7.66
TJ	49	Laura MCGINNIS	SR	12.54m 41-1¾	5/10/14	0.025	0.00	0.03
SP	28	Kelsey CARD	RS14	16.02m 52-6¾	5/10/13	0.8	0.13	0.93
DISC	20	Kelsey CARD	RS14	54.43m 178-7	4/25/13	3	0.36	3.36
JAV	27	Brianna BOWER	JR	49.95m 163-10	5/16/14	0.85	0.10	0.95
HEPT	17	Deanna LATHAM	RS14	5,493	4/17/13	4.5	0.59	5.09
HEPT	23	Georgia ELLENWOOD	SO	5,400	4/10/14	1.5	0.22	1.72
Team Total								31.51

56



Harvard

Ivy League

Event	Scrd As	Athlete	Yr	Scored Mark	Date	Pl. Pts.	Bonus	TOTAL
Scored bests come from PRE-SEASON DATA								
800m	14	Erika VEIDIS	SR	2:04.72	5/31/14	7	0.80	7.80
1500m	27	Molly RENFER	SR	4:18.78	5/31/14	0.85	0.28	1.13
1500m	44	Erika VEIDIS	SR	4:21.05	5/17/14	0.15	0.00	0.15
400H	9	Autumne FRANKLIN	JR	56.65	5/31/14	14	1.21	15.21
400H	17	Jade MILLER	SO	57.22	5/31/14	4.5	0.63	5.13
SP	25	Nikki OKWELOGU	SO	16.05m 52-8	5/31/14	0.95	0.16	1.11
JAV	44	Hannah MAYER	SR	48.15m 157-11	5/16/14	0.15	0.00	0.15
HEPT	47	Madison HANSEN	JR	5,152	4/19/14	0.075	0.00	0.08
Team Total								30.74

57




Indiana State

Missouri Valley Conference

▼ 6

Event	Scrd As	Athlete	Yr	Scored Mark	Date	Pl. Pts.	Bonus	TOTAL
Scored bests come from PRE-SEASON DATA								
100m	9	Katie WISE	JR	11.18w (2.5)	5/31/14	14	1.20	15.20
200m	16	Katie WISE	JR	23.06 (1.2)	5/16/14	5	0.60	5.60
100H	45	Carmelia STEWART	SR	13.48 (1.8)	5/16/14	0.125	0.00	0.13
4x100	26			44.64	5/31/14	0.9	0.31	1.21
PV	14	Kimyanna RUDOLPH	JR	4.20m 13-9¾	4/3/14	7	0.39	7.39
TJ	26	Carmelia STEWART	SR	12.79m 41-11½	4/3/14	0.9	0.19	1.09
Team Total								30.62

58



Southern Illinois

Missouri Valley Conference

Event	Scrd As	Athlete	Yr	Scored Mark	Date	Pl. Pts.	Bonus	TOTAL
Scored bests come from PRE-SEASON DATA								
Steeple	22	Krista MENGHINI	SR	10:12.54	5/16/14	2	0.33	2.33
Steeple	45	Sadie DARNELL	SR	10:23.11	5/16/14	0.125	0.00	0.13
SP	16	Ashley GASTON	SR	16.22m 53-2¾	4/26/14	5	0.36	5.36
SP	35	Alexus SCOTT	JR	15.91m 52-2¾	5/29/14	0.45	0.00	0.45
DISC	22	Ashley GASTON	SR	53.95m 177-0	5/16/14	2	0.21	2.21
HT	7	DeAnna PRICE	RS14	65.18m 213-10	5/10/13	18	1.60	19.60
Team Total								30.08

"Scrd As", short for "Scored As", Standing used for place points portion of performance's score combining preseason data (when applied) to current season data

Numbers in BLACK are both the performance's actual NCAA rank AND "scored as" rank Numbers in RED indicate actual NCAA rank does not exist or is worse than "scored as" rank Numbers in BLUE indicate actual NCAA rank is better than "scored as" rank

USTFCCCA Non-Member

Non-Member Schools Will NOT be ranked, beginning Week 2



2015 Outdoor Track & Field, Preseason

Only those who score >0.01 pts are shown
D denotes multiple-event rule in affect

WOMEN

59



Rice

Conference USA

Event	Scrd As	Athlete	Yr	Scored Mark	Date	Pl. Pts.	Bonus	TOTAL
Scored bests come from PRE-SEASON DATA								
10k	37	Cali ROPER	SO	34:18.42	4/17/14	0.35	0.00	0.35
HJ	49	Belle MACFARLANE	JR	1.77m	5-9½	0.025	0.00	0.03
PV	13	Mckenzie JOHNSON	JR	4.21m	13-9½	8	0.46	8.46
TJ	31	Daisy DING	SO	12.73mw	41-9½	0.65	0.08	0.73
SP	7	Claire UKE	SR	17.18m	56-4½	18	1.78	19.78
DISC	35	Claire UKE	SR	52.62m	172-7	0.45	0.00	0.45
Team Total								29.79

60



Colorado

Pac-12 Conference

▼41

Event	Scrd As	Athlete	Yr	Scored Mark		Date	Pl. Pts.	Bonus	TOTAL
Scored bests come from CURRENT season									
▶ 4x100	43	Holland, Brown, Holland, Gehring		45.92cA	45.80	3/20/15	0.175	0.00	0.18
▶ 4x400	50	Mattson, Holland, Brown, Gehring		3:48.01cA	3:47.57	3/20/15	0.01	0.00	0.01
Scored bests come from PRE-SEASON DATA									
▶ Steeple	35	Melanie NUN	SO	10:18.86		5/31/14	0.45	0.04	0.49
▶ 5000m	24	Carrie VERDON	JR	15:59.83		5/4/14	1	0.31	1.31
▶ 10k	18	Carrie VERDON	JR	33:42.02		4/4/14	4	0.51	4.51
▶ HJ	19	Kelsey ENGLISH	SR	1.81m	5-11½	4/19/14	3.5	0.30	3.80
▶ HT	8	Emily HUNSUCKER		64.91m	212-11	3/21/14	16	1.47	17.47
▶ HEPT	40	Abrianna TORRES	JR	5,241		4/16/14	0.25	0.00	0.25
Team Total									28.02

61



Hampton

Mid-Eastern Athletic Conference

Event	Scrd As	Athlete	Yr	Scored Mark		Date	Pl. Pts.	Bonus	TOTAL
Scored bests come from PRE-SEASON DATA									
▶ 200m	25	Le'Quisha PARKER	SR	23.28w	(2.3)	5/1/14	0.95	0.29	1.24
▶ 400m	38	Malekah HOLLAND	SR	53.23		5/1/14	0.3	0.07	0.37
▶ 800m	5	Ce'aira BROWN	JR	2:03.76		5/31/14	22	1.38	23.38
▶ 4x100	35			44.85		5/31/14	0.45	0.15	0.60
▶ 4x400	22			3:34.48		5/31/14	2	0.34	2.34
Team Total									27.94

62



Indiana

Big Ten Conference

▼31

Event	Scrd As	Athlete	Yr	Scored Mark	Date	Pl. Pts.	Bonus	TOTAL
Scored bests come from PRE-SEASON DATA								
10k	49	Amanda BEHNKE	SO	34:33.69	4/24/14	0.025	0.00	0.03
PV	7	Sophie GUTERMUTH	JR	4.30m	14-1½	18	1.30	19.30
PV	14	Sydney CLUTE	JR	4.20m	13-9½	7	0.39	7.39
LJ	35	Ariane NELSON	SO	6.19m	20-3½	0.45	0.00	0.45
HEPT	39	Daphne CHAMBERS	JR	5,251	4/17/14	0.275	0.00	0.28
Team Total								27.45

63



Bowling Green

Mid-American Conference

▼26

Event	Scrd As	Athlete	Yr	Scored Mark		Date	Pl. Pts.	Bonus	TOTAL
Scored bests come from PRE-SEASON DATA									
► HT	4	Brooke PLEGER	SR	67.97m	223-0	5/9/14	24	3.15	27.15
Team Total									27.15

64



Iowa

Big Ten Conference

▼5

Event	Scrd As	Athlete	Yr	Scored Mark		Date	Pl. Pts.	Bonus	TOTAL
Scored bests come from PRE-SEASON DATA									
▶ 200m	9	Brittany BROWN	SO	22.95	(0.9)	5/31/14	14	0.88	14.88
▶ 400m	22	Elaxis GUSTER	SO	52.77		5/16/14	2	0.36	2.36
▶ 400H	22	Montayla HOLDER	JR	57.81		5/16/14	2	0.32	2.32
▶ 4x100	21			44.51		4/23/14	2.5	0.40	2.90
▶ 4x400	26			3:34.83		4/4/14	0.9	0.29	1.19
▶ DISC	46	Dakotah GOODELL	JR	51.62m	169-4	5/9/14	0.1	0.00	0.10
▶ HT	26	Annemie SMITH	SR	60.38m	198-1	3/28/14	0.9	0.13	1.03
Team Total									24.78

"Scrd As", short for "Scored As", Standing used for place points portion of performance's score combining preseason data (when applied) to current season data

Numbers in BLACK are both the performance's actual NCAA rank AND "scored as" rank Numbers in RED indicate actual NCAA rank does not exist or is worse than "scored as" rank Numbers in BLUE indicate actual NCAA rank is better than "scored as" rank

USTFCCCA Non-Member

Non-Member Schools Will NOT be ranked, beginning Week 2



2015 Outdoor Track & Field, Preseason

Only those who score >0.01 pts are shown
D denotes multiple-event rule in affect

WOMEN

65

San Francisco
West Coast Conference

▼ 6

Event	Scrd As	Athlete	Yr	Scored Mark	Date	Pl. Pts.	Bonus	TOTAL
Scored bests come from PRE-SEASON DATA								
1500m	33	Elena BURKARD	JR	4:20.25	5/10/14	0.55	0.06	0.61
5000m	26	Jana SOETHOUT	SR	16:00.51	5/4/14	0.9	0.29	1.19
5000m	32	Elena BURKARD	JR	16:05.84	4/4/14	0.6	0.12	0.72
10k	6	Jana SOETHOUT	SR	33:02.02	6/14/14	20	1.59	21.59
Team Total								24.12

66

East Carolina
American Athletic Conference

▼ 30

Event	Scrd As	Athlete	Yr	Scored Mark	Date	Pl. Pts.	Bonus	TOTAL
Scored bests come from PRE-SEASON DATA								
100m	37	Tyshonda HAWKINS	SR	11.47 (2.0)	5/15/14	0.35	0.04	0.39
200m	26	Tyshonda HAWKINS	SR	23.29 (-1.6)	5/15/14	0.9	0.27	1.17
400m	48	Aiesha GOGGINS	SR	53.50	5/15/14	0.05	0.00	0.05
400H	41	Janieyah COLLINS	JR	58.84	5/15/14	0.225	0.00	0.22
4x100	17			44.38	5/15/14	4.5	0.50	5.00
DISC	30	Kayla PADGETT	SR	53.19m 174-6	4/24/14	0.7	0.00	0.70
HT	9	Kayla PADGETT	SR	63.50m 208-4	4/11/14	14	0.94	14.94
Team Total								22.49

67

Illinois
Big Ten Conference

Event	Scrd As	Athlete	Yr	Scored Mark	Date	Pl. Pts.	Bonus	TOTAL
Scored bests come from PRE-SEASON DATA								
10k	42	Alyssa SCHNEIDER	SR	34:23.64	5/16/14	0.2	0.00	0.20
100H	36	Breeana COLEMAN	RS14	13.42 (1.6)	4/5/13	0.4	0.11	0.51
HJ	49	Kandie BLOCH-JONES	SO	1.77m 5-9½	4/12/14	0.025	0.00	0.03
PV	6	Stephanie RICHARTZ	RS14	4.31m 14-1¾	3/27/13	20	1.43	21.43
Team Total								22.16

68

Villanova
BIG EAST Conference

▼ 26

Event	Scrd As	Athlete	Yr	Scored Mark	Date	Pl. Pts.	Bonus	TOTAL
Scored bests come from PRE-SEASON DATA								
800m	34	Stephanie SCHAPPERT	SR	2:06.26	5/16/14	0.5	0.21	0.71
800m	45	Kelsey MARGEY	JR	2:06.85	5/16/14	0.125	0.06	0.18
1500m	8	Angel PICCIRILLO	JR	4:15.16	5/31/14	16	1.36	17.36
1500m	23	Kelsey MARGEY	JR	4:17.91	5/31/14	1.5	0.41	1.91
1500m	29	Stephanie SCHAPPERT	SR	4:19.50	5/9/14	0.75	0.17	0.92
PV	26	Alexandra WASIK	SR	4.15m 13-7½	5/31/14	0.9	0.08	0.98
Team Total								22.05

69

Wake Forest
Atlantic Coast Conference

Event	Scrd As	Athlete	Yr	Scored Mark	Date	Pl. Pts.	Bonus	TOTAL
Scored bests come from PRE-SEASON DATA								
HJ	37	Nyki CALDWELL	SR	1.78m 5-10	3/21/14	0.35	0.00	0.35
PV	14	Sydney WHITE	JR	4.20m 13-9½	5/31/14	7	0.39	7.39
JAV	10	Jessie MERCKLE	JR	53.94m 176-11	4/17/14	12	1.20	13.20
HEPT	29	Alyssa THOMPSON	SO	5,343	4/17/14	0.75	0.00	0.75
Team Total								21.70

70

Utah
Pac-12 Conference

Event	Scrd As	Athlete	Yr	Scored Mark	Date	Pl. Pts.	Bonus	TOTAL
Scored bests come from CURRENT season								
HT	28	Ilse KAAJA	SO	60.33m 197-11	3/21/15	0.8	0.12	0.92
JAV	15	Megan GLASMANN	SO	51.31m 168-4	3/21/15	6	0.48	6.48
Scored bests come from PRE-SEASON DATA								
800m	27	Ali EISENBEISS	SR	2:05.84	4/23/14	0.85	0.31	1.16
5000m	33	Susannah HURST	SR	16:06.31	4/17/14	0.55	0.10	0.65
5000m	39	Rebekah WINTERTON	SR	16:08.24	4/4/14	0.275	0.04	0.32
10k	13	Rebekah WINTERTON	SR	33:28.43	4/17/14	8	0.78	8.78
10k	25	Susannah HURST	SR	33:55.98	4/4/14	0.95	0.30	1.25
HT	23	Aoife HICKEY	SR	60.88m 199-9	4/23/14	1.5	0.26	1.76
Team Total								21.32

"Scrd As", short for "Scored As", Standing used for place points portion of performance's score combining preseason data (when applied) to current season data

Numbers in BLACK are both the performance's actual NCAA rank AND "scored as" rank Numbers in RED indicate actual NCAA rank does not exist or is worse than "scored as" rank Numbers in BLUE indicate actual NCAA rank is better than "scored as" rank

USTFCCCA Non-Member

Non-Member Schools Will NOT be ranked, beginning Week 2



2015 Outdoor Track & Field, Preseason

Only those who score >0.01 pts are shown
D denotes multiple-event rule in affect

WOMEN

71



Connecticut

American Athletic Conference

Event	Scrd As	Athlete	Yr	Scored Mark	Date	Pl. Pts.	Bonus	TOTAL
-------	---------	---------	----	-------------	------	----------	-------	-------

Scored bests come from CURRENT season

4x100	50	Moore, Anderson, Smith-Jenkins, Bowens		46.12	3/19/15	0.01	0.00	0.01
-------	----	--	--	-------	---------	------	------	------

Scored bests come from PRE-SEASON DATA

► 800m	47	Faith DISMUKE	SR	2:06.87	5/31/14	0.075	0.05	0.13	
► 10k	41	Emily DURGIN	JR	34:22.20	4/17/14	0.225	0.00	0.22	
► 4x400	13			3:32.83	5/2/14	8	0.67	8.67	
► HJ	49	Saija BIKANOVA	JR	1.77m	5-9 1/4	5/31/14	0.025	0.00	0.03
► TJ	11	Odrine BELOT	JR	13.11m	43- 3/4	5/16/14	10	0.93	10.93
► HEPT	27	Saija BIKANOVA	JR	5,352		5/16/14	0.85	0.03	0.88

Team Total 20.86

72



TCU

Big 12 Conference

▼30

Event	Scrd As	Athlete	Yr	Scored Mark	Date	Pl. Pts.	Bonus	TOTAL
-------	---------	---------	----	-------------	------	----------	-------	-------

Scored bests come from CURRENT season

HT	36	Paola MIRANDA	SO	59.39m	194-10	3/19/15	0.4	0.00	0.40
----	----	---------------	----	--------	--------	---------	-----	------	------

Scored bests come from PRE-SEASON DATA

▶ 4x100	24			44.61		5/31/14	1	0.33	1.33
▶ 4x400	32			3:35.82		5/31/14	0.6	0.14	0.74
▶ SP	13	Megan SMITH	SR	16.44m	53-11¼	5/16/14	8	0.62	8.62
▶ DISC	12	Megan SMITH	SR	55.42mw	181-10	5/31/14	9	0.65	9.65

Team Total 20.74

73



VCU

Atlantic 10 Conference

▼14

Event	Scrd As	Athlete	Yr	Scored Mark	Date	Pl. Pts.	Bonus	TOTAL
-------	---------	---------	----	-------------	------	----------	-------	-------

Scored bests come from PRE-SEASON DATA

100m	26	Kiara PORTER	SR	11.38	(1.7)	4/12/14	0.9	0.32	1.22
400m	7	Kiara PORTER	SR	51.72		5/31/14	18	1.37	19.37

Team Total 20.58

74



UCF

American Athletic Conference

Event	Scrd As	Athlete	Yr	Scored Mark	Date	Pl. Pts.	Bonus	TOTAL
-------	---------	---------	----	-------------	------	----------	-------	-------

Scored bests come from PRE-SEASON DATA

100m	26	Briana VAUGHN	JR	11.38	(1.6)	4/17/14	0.9	0.32	1.22
100m	46	J'Nea BELLAMY	SO	11.54w	(2.5)	5/31/14	0.1	0.00	0.10
200m	36	J'Nea BELLAMY	SO	23.38	(0.4)	5/2/14	0.4	0.15	0.55
10k	35	Anne-Marie BLANEY	JR	34:17.96		5/31/14	0.45	0.00	0.45
400H	24	Sandy JEAN-CLAUDE	SR	57.87		5/2/14	1	0.29	1.29
4x100	19			44.42		5/16/14	3.5	0.47	3.97
4x400	10			3:32.59		5/2/14	12	0.74	12.74

Team Total 20.32

75



Northern Arizona

Big Sky Conference

Event	Scrd As	Athlete	Yr	Scored Mark	Date	Pl. Pts.	Bonus	TOTAL
-------	---------	---------	----	-------------	------	----------	-------	-------

Scored bests come from CURRENT season

HT	15	Brooke ANDERSEN	SO	61.63m	202-2	3/20/15	6	0.46	6.46
----	----	-----------------	----	--------	-------	---------	---	------	------

Scored bests come from PRE-SEASON DATA

5000m	46	Melanie TOWNSEND	JR	16:10.30		4/4/14	0.1	0.00	0.10
400H	39	Ashley TAYLOR	SO	58.83		4/11/14	0.275	0.00	0.28
DISC	10	Julia VIBERG	JR	56.13m	184-2	5/3/14	12	0.87	12.87
JAV	35	Kylene KNUITSEN	JR	48.90m	160-5	3/26/14	0.45	0.00	0.45

Team Total 20.15

76



SMU

American Athletic Conference

Event	Scrd As	Athlete	Yr	Scored Mark	Date	Pl. Pts.	Bonus	TOTAL
-------	---------	---------	----	-------------	------	----------	-------	-------

Scored bests come from PRE-SEASON DATA

100m	32	Stephanie KALU	SR	11.45w	(2.6)	4/5/14	0.6	0.10	0.70
Steeple	15	Tova MAGNUSSON	SO	10:07.98		6/14/14	6	0.54	6.54
Steeple	34	Shanoah SOUZA	JR	10:18.74		5/2/14	0.5	0.05	0.55
5000m	42	Agnes SJOSTROM	SO	16:09.28		5/2/14	0.2	0.01	0.21
SP	49	Tochi NLEMCHI	SO	15.63m	51-3 1/2	5/31/14	0.025	0.00	0.03
DISC	36	Rayann CHIN	SR	52.48m	172-2	4/18/14	0.4	0.00	0.40
JAV	19	Lucija CVITANOVIC	JR	50.63m	166-1	5/2/14	3.5	0.29	3.79
HEPT	14	Lucija CVITANOVIC	JR	5,534		5/2/14	7	0.75	7.75

Team Total 19.97

"Scrd As", short for "Scored As", Standing used for place points portion of performance's score combining preseason data (when applied) to current season data

Numbers in BLACK are both the performance's actual NCAA rank AND "scored as" rank Numbers in RED indicate actual NCAA rank does not exist or is worse than "scored as" rank Numbers in BLUE indicate actual NCAA rank is better than "scored as" rank

USTFCCCA Non-Member

Non-Member Schools Will NOT be ranked, beginning Week 2



2015 Outdoor Track & Field, Preseason

Only those who score >0.01 pts are shown
D denotes multiple-event rule in affect

WOMEN

77



UMKC

Western Athletic Conference

Event	Scrd As	Athlete	Yr	Scored Mark	Date	Pl. Pts.	Bonus	TOTAL
-------	---------	---------	----	-------------	------	----------	-------	-------

Scored bests come from PRE-SEASON DATA

▶ Steeple	7	Courtney FRERICHs	RS14	9:55.02	6/8/13	18	1.48	19.48
-----------	---	-------------------	------	---------	--------	----	------	-------

Team Total 19.48

78



Minnesota

Big Ten Conference

Event	Scrd As	Athlete	Yr	Scored Mark	Date	Pl. Pts.	Bonus	TOTAL
-------	---------	---------	----	-------------	------	----------	-------	-------

Scored bests come from PRE-SEASON DATA

▶ 10k	31	Liz BERKHOLTZ	JR	34:12.67		4/4/14	0.65	0.05	0.70
▶ 4x400	25			3:34.71		5/31/14	0.95	0.31	1.26
▶ DISC	47	Devin STANFORD	SR	51.56m	169-2	5/3/14	0.075	0.00	0.08
▶ HT	25	Devin STANFORD	SR	60.44m	198-3	6/14/14	0.95	0.15	1.10
▶ JAV	11	Nicolle MURPHY	SO	53.58m	175-9	5/16/14	10	1.10	11.10
▶ JAV	36	Jess HERAUF	JR	48.65m	159-7	5/16/14	0.4	0.00	0.40
▶ HEPT	18	Jess HERAUF	JR	5,490		5/16/14	4	0.58	4.58

Team Total 19.21

79



Vanderbilt

Southeastern Conference

Event	Scrd As	Athlete	Yr	Scored Mark	Date	Pl. Pts.	Bonus	TOTAL
-------	---------	---------	----	-------------	------	----------	-------	-------

Scored bests come from PRE-SEASON DATA

▶ 1500m	38	Sara BARRON	JR	4:20.69	5/15/14	0.3	0.00	0.30	
▶ Steeple	46	Rebecca CHANDLER	SR	10:23.17	5/15/14	0.1	0.00	0.10	
▶ 5000m	38	Elizabeth ANDERSON	SR	16:07.34	4/17/14	0.3	0.07	0.37	
▶ 10k	19	Elizabeth ANDERSON	SR	33:44.76	4/4/14	3.5	0.47	3.97	
▶ 400H	31	Faith WASHINGTON	RS14	58.44	4/19/13	0.65	0.01	0.66	
▶ 400H	45	Skyler CARPENTER	SO	58.98	4/17/14	0.125	0.00	0.13	
▶ PV	44	Sarah BELL	SO	4.05m	13-3½	5/31/14	0.15	0.00	0.15
▶ TJ	10	Simone CHARLEY	SO	13.13m	43-1	5/31/14	12	1.00	13.00

Team Total 18.68

80



Houston

American Athletic Conference

Event	Scrd As	Athlete	Yr	Scored Mark	Date	Pl. Pts.	Bonus	TOTAL
-------	---------	---------	----	-------------	------	----------	-------	-------

Scored bests come from PRE-SEASON DATA

▶ 100H	15	Sade Mariah GREENIDGE	SR	13.17w	(3.9)	4/12/14	6	0.62	6.62
▶ 400H	25	Sade Mariah GREENIDGE	SR	57.90		5/2/14	0.95	0.28	1.23
▶ 4x100	13			44.22		3/26/14	8	0.62	8.62
▶ 4x400	27			3:34.95		4/24/14	0.85	0.27	1.12
▶ DISC	45	Justine PRICE	SR	51.76m	169-9	4/19/14	0.125	0.00	0.13

Team Total 17.71

81



California

Pac-12 Conference

Event	Scrd As	Athlete	Yr	Scored Mark	Date	Pl. Pts.	Bonus	TOTAL
-------	---------	---------	----	-------------	------	----------	-------	-------

Scored bests come from CURRENT season

▶ 1500m	45	Bethan KNIGHTS	FR	4:21.18	3/7/15	0.125	0.00	0.13
---------	----	----------------	----	---------	--------	-------	------	------

Scored bests come from PRE-SEASON DATA

▶ 5000m	16	Kelsey SANTISTEBAN	SR	15:52.94	5/4/14	5	0.54	5.54	
▶ 10k	14	Kelsey SANTISTEBAN	SR	33:31.85	4/4/14	7	0.68	7.68	
▶ SP	18	Chioma AMAECHI	SR	16.13m	52-11	4/12/14	4	0.26	4.26

Team Total 17.60

82



South Alabama

Sun Belt Conference

Event	Scrd As	Athlete	Yr	Scored Mark	Date	Pl. Pts.	Bonus	TOTAL
-------	---------	---------	----	-------------	------	----------	-------	-------

Scored bests come from PRE-SEASON DATA

▶ LJ	47	Kaitlyn BEANS	SO	6.11mw	20-½	5/9/14	0.075	0.00	0.08
▶ TJ	8	Kaitlyn BEANS	SO	13.19mw	43-3½	5/9/14	16	1.24	17.24

Team Total 17.31

"Scrd As", short for "Scored As", Standing used for place points portion of performance's score combining preseason data (when applied) to current season data

Numbers in BLACK are both the performance's actual NCAA rank AND "scored as" rank Numbers in RED indicate actual NCAA rank does not exist or is worse than "scored as" rank Numbers in BLUE indicate actual NCAA rank is better than "scored as" rank

USTFCCCA Non-Member

Non-Member Schools Will NOT be ranked, beginning Week 2



2015 Outdoor Track & Field, Preseason

Only those who score >0.01 pts are shown
D denotes multiple-event rule in affect

WOMEN

83

Colorado State
Mountain West Conference

▼29

Event	Scrd As	Athlete	Yr	Scored Mark	Date	Pl. Pts.	Bonus	TOTAL
Scored bests come from CURRENT season								
HJ	37	Jazmyn WEBSTER	SR	1.78m	5-10	3/20/15	0.35	0.00 0.35
Scored bests come from PRE-SEASON DATA								
SP	23	Aaliyah PETE	SO	16.07m	52-8½	5/14/14	1.5	0.19 1.69
DISC	24	Aaliyah PETE	SO	53.78m	176-5	5/14/14	1	0.16 1.16
DISC	25	Kiah HICKS	SR	53.74m	176-3	5/3/14	0.95	0.15 1.10
HT	10	Kiah HICKS	SR	62.85m	206-2	5/14/14	12	0.77 12.77
HT	45	Monet JACKSON	SR	58.78m	192-10	5/14/14	0.125	0.00 0.13
Team Total								17.20

84

Virginia
Atlantic Coast Conference

▼30

Event	Scrd As	Athlete	Yr	Scored Mark	Date	Pl. Pts.	Bonus	TOTAL
Scored bests come from CURRENT season								
SP	30	Christine BOHAN	SO	15.96m	52-4½	3/21/15	0.7	0.06 0.76
Scored bests come from PRE-SEASON DATA								
200m	40	Jordan LAVENDER	SR	23.42	(0.4)	4/17/14	0.25	0.09 0.34
400m	15	Jordan LAVENDER	SR	52.48		4/17/14	6	0.54 6.54
800m	15	Vanessa FABRIZIO	SR	2:04.77		4/17/14	6	0.77 6.77
10k	30	Jennifer FLACK	SO	34:12.45		5/31/14	0.7	0.06 0.76
10k	33	Sarah FAKLER	SO	34:15.20		4/17/14	0.55	0.02 0.57
10k	34	Maria HAUGER	SO	34:16.28		5/9/14	0.5	0.00 0.50
4x400	31			3:35.74		4/17/14	0.65	0.15 0.80
Team Total								17.04

85

Coppin State
Mid-Eastern Athletic Conference

Event	Scrd As	Athlete	Yr	Scored Mark	Date	Pl. Pts.	Bonus	TOTAL
Scored bests come from PRE-SEASON DATA								
HJ	8	Deandra DANIEL	JR	1.83m	6-0	4/18/14	16	0.94 16.94
Team Total								16.94

86

Louisiana Tech
Conference USA

Event	Scrd As	Athlete	Yr	Scored Mark	Date	Pl. Pts.	Bonus	TOTAL
Scored bests come from PRE-SEASON DATA								
4x100	28			44.68		5/15/14	0.8	0.28 1.08
HJ	37	Chloe LAUTRIC		1.78m	5-10	3/26/14	0.35	0.00 0.35
LJ	9	Charla CRADDOCK		6.37m	20-10½	5/15/14	14	1.07 15.07
Team Total								16.50

87

Syracuse
Atlantic Coast Conference

▼33

Event	Scrd As	Athlete	Yr	Scored Mark	Date	Pl. Pts.	Bonus	TOTAL
Scored bests come from PRE-SEASON DATA								
100m	37	Shaina HARRISON	JR	11.47w	(2.5)	5/31/14	0.35	0.04 0.39
400m	43	Rebecca ROBINSON	JR	53.40		5/2/14	0.175	0.00 0.17
5000m	23	Margo MALONE	JR	15:59.13		5/4/14	1.5	0.34 1.84
10k	10	Margo MALONE	JR	33:15.02		4/17/14	12	1.19 13.19
TJ	34	Regine HUNTER	SO	12.71mw	41-8½	3/28/14	0.5	0.04 0.54
Team Total								16.13

88

Purdue
Big Ten Conference

▼41

Event	Scrd As	Athlete	Yr	Scored Mark	Date	Pl. Pts.	Bonus	TOTAL
Scored bests come from CURRENT season								
400H	47	Symone BLACK	FR	59.00		3/19/15	0.075	0.00 0.08
4x100	40	Charlton, Cox, Carson, Heath		45.55		3/19/15	0.25	0.00 0.25
Scored bests come from PRE-SEASON DATA								
800m	13	Kari SHOOLBRAID	SR	2:04.66		4/19/14	8	0.83 8.83
Steeple	47	Hope SCHMELZLE	SO	10:23.38		5/16/14	0.075	0.00 0.08
4x400	23			3:34.61		5/31/14	1.5	0.32 1.82
PV	41	Jessica HARTER	SR	4.08m	13-4½	5/16/14	0.225	0.00 0.22
TJ	21	Cierra BROWN	JR	12.92m	42-4½	5/31/14	2.5	0.45 2.95
Team Total								14.23

"Scrd As", short for "Scored As", Standing used for place points portion of performance's score combining preseason data (when applied) to current season data

Numbers in BLACK are both the performance's actual NCAA rank AND "scored as" rank Numbers in RED indicate actual NCAA rank does not exist or is worse than "scored as" rank Numbers in BLUE indicate actual NCAA rank is better than "scored as" rank

USTFCCCA Non-Member

Non-Member Schools Will NOT be ranked, beginning Week 2



2015 Outdoor Track & Field, Preseason

Only those who score >0.01 pts are shown
D denotes multiple-event rule in affect

WOMEN

89



Pittsburgh

Atlantic Coast Conference

Event	Scrd As	Athlete	Yr	Scored Mark	Date	Pl. Pts.	Bonus	TOTAL
Scored bests come from PRE-SEASON DATA								
400H	11	Evann THOMPSON	JR	56.87	5/31/14	10	0.98	10.98
JAV	21	Taylor SLANEY	SR	50.31m 165-0	5/9/14	2.5	0.20	2.70
Team Total								13.68

90



UC Davis

Big West Conference

Event	Scrd As	Athlete	Yr	Scored Mark	Date	Pl. Pts.	Bonus	TOTAL
Scored bests come from CURRENT season								
4x400	42	Nixon, Redick, Marshall, Nadreau		3:45.13	3/7/15	0.2	0.00	0.20
Scored bests come from PRE-SEASON DATA								
100m	11	Ashley MARSHALL	SR	11.22w (3.4)	5/2/14	10	0.95	10.95
200m	29	Ashley MARSHALL	SR	23.33w (3.8)	5/2/14	0.75	0.22	0.97
400m	40	Cekarri NIXON	SR	53.26	5/31/14	0.25	0.05	0.30
800m	37	Raquel LAMBDIN	SR	2:06.47	4/17/14	0.35	0.15	0.50
1500m	42	Raquel LAMBDIN	SR	4:20.89	5/31/14	0.2	0.00	0.20
Team Total								13.12

91



Washington State

Pac-12 Conference

Event	Scrd As	Athlete	Yr	Scored Mark	Date	Pl. Pts.	Bonus	TOTAL
Scored bests come from CURRENT season								
4x100	42	McFarland, Darden, Keel, Watley		45.77	3/20/15	0.2	0.00	0.20
Scored bests come from PRE-SEASON DATA								
800m	25	Abby REGAN	SR	2:05.82	5/3/14	0.95	0.32	1.27
1500m	28	Abby REGAN	SR	4:19.49	4/17/14	0.8	0.17	0.97
400H	48	Erin ALLEN	SR	59.19	5/31/14	0.05	0.00	0.05
HJ	15	Charlotte MUSCHAMP	SR	1.82m 5-11½	5/17/14	6	0.61	6.61
PV	35	Kristine FELIX	JR	4.12m 13-6½	5/9/14	0.45	0.00	0.45
TJ	23	Charlotte MUSCHAMP	SR	12.83mw 42-1½	5/17/14	1.5	0.27	1.77
JAV	33	Anna ADAMKO	RS14	49.21m 161-5	3/22/13	0.55	0.00	0.55
JAV	36	Celena WARD	SR	48.65m 159-7	4/26/14	0.4	0.00	0.40
HEPT	32	Alissa BROOKS-JOHNSON	SO	5,325	5/10/14	0.6	0.00	0.60
Team Total								12.87

92



Coastal Carolina

Big South Conference

Event	Scrd As	Athlete	Yr	Scored Mark	Date	Pl. Pts.	Bonus	TOTAL
Scored bests come from PRE-SEASON DATA								
400H	11	Jessica GELIBERT	JR	56.87	5/31/14	10	0.98	10.98
4x400	30			3:35.73	4/24/14	0.7	0.16	0.86
Team Total								11.83

93



Memphis

American Athletic Conference

Event	Scrd As	Athlete	Yr	Scored Mark	Date	Pl. Pts.	Bonus	TOTAL
Scored bests come from PRE-SEASON DATA								
400H	22	Maya WILLIAMSON	SR	57.81	5/31/14	2	0.32	2.32
PV	14	Carolina CARMICHAEL	JR	4.20m 13-9½	5/31/14	7	0.39	7.39
PV	26	Sabrina HOCHREUTHER	SR	4.15m 13-7½	4/18/14	0.9	0.08	0.98
Team Total								10.69

94



Butler

BIG EAST Conference

Event	Scrd As	Athlete	Yr	Scored Mark	Date	Pl. Pts.	Bonus	TOTAL
Scored bests come from PRE-SEASON DATA								
5000m	12	Mara OLSON	SR	15:47.14	4/17/14	9	0.79	9.79
10k	32	Katie GOOD	SR	34:13.26	4/4/14	0.6	0.04	0.64
Team Total								10.44

95



Jacksonville

Atlantic Sun Conference

Event	Scrd As	Athlete	Yr	Scored Mark	Date	Pl. Pts.	Bonus	TOTAL
Scored bests come from PRE-SEASON DATA								
100H	13	Shanique WALKER	SR	13.11w (2.7)	5/9/14	8	0.81	8.81
400H	32	Shanique WALKER	SR	58.51	4/26/14	0.6	0.00	0.60
4x100	34			44.84	3/22/14	0.5	0.16	0.66
DISC	39	Kree CLARK	JR	52.26m 171-5	5/9/14	0.275	0.00	0.28
Team Total								10.34

"Scrd As", short for "Scored As", Standing used for place points portion of performance's score combining preseason data (when applied) to current season data

Numbers in BLACK are both the performance's actual NCAA rank AND "scored as" rank Numbers in RED indicate actual NCAA rank does not exist or is worse than "scored as" rank Numbers in BLUE indicate actual NCAA rank is better than "scored as" rank

USTFCCCA Non-Member

Non-Member Schools Will NOT be ranked, beginning Week 2



USTFCCCA NCAA Division I National Team Computer Rankings

as of 3/23/2015 5:06:56 PM

2015 Outdoor Track & Field, Preseason

Only those who score >0.01 pts are shown
D denotes multiple-event rule in affect

WOMEN

96



North Dakota State

The Summit League

Event	Scrd As	Athlete	Yr	Scored Mark	Date	Pl. Pts.	Bonus	TOTAL
-------	---------	---------	----	-------------	------	----------	-------	-------

Scored bests come from CURRENT season

▶ SP	39	Emily LESSER	SR	15.79m	51-9%	3/20/15	0.275	0.00	0.28
------	----	--------------	----	--------	-------	---------	-------	------	------

Scored bests come from PRE-SEASON DATA

▶ Steeple	48	Erin TESCHUK	JR	10:23.75		4/18/14	0.05	0.00	0.05
▶ 400H	43	Ashley HEINZE	SR	58.90		4/19/14	0.175	0.00	0.17
▶ 4x100	33			44.81		4/4/14	0.55	0.18	0.73
▶ 4x400	14			3:32.85		5/31/14	7	0.66	7.66
▶ DISC	34	Katelyn WEIMERSKIRCH	SO	52.68m	172-10	5/9/14	0.5	0.00	0.50
▶ JAV	29	Sierra ROSENAU	JR	49.84m	163-6	5/15/14	0.75	0.07	0.82

Team Total 10.21

97



Northern Iowa

Missouri Valley Conference

▼55

Event	Scrd As	Athlete	Yr	Scored Mark	Date	Pl. Pts.	Bonus	TOTAL
-------	---------	---------	----	-------------	------	----------	-------	-------

Scored bests come from PRE-SEASON DATA

▶ PV	44	Libby TORRESANI	SR	4.05m	13-3½	4/23/14	0.15	0.00	0.15
▶ HEPT	12	Paige KNODLE	SR	5,564		5/16/14	9	0.87	9.87

Team Total 10.02

98



Utah State

Mountain West Conference

Event	Scrd As	Athlete	Yr	Scored Mark	Date	Pl. Pts.	Bonus	TOTAL
-------	---------	---------	----	-------------	------	----------	-------	-------

Scored bests come from PRE-SEASON DATA

▶ HT	46	Melanie HESLOP	SR	58.76m	192-9	3/28/14	0.1	0.00	0.10
▶ HEPT	13	Chari HAWKINS	SR	5,550		4/16/14	8	0.82	8.82

Team Total 8.92

99



Toledo

Mid-American Conference

Event	Scrd As	Athlete	Yr	Scored Mark	Date	Pl. Pts.	Bonus	TOTAL
-------	---------	---------	----	-------------	------	----------	-------	-------

Scored bests come from PRE-SEASON DATA

▶ Steeple	14	Mackenzie CHOJNACKY	SR	10:07.87		5/31/14	7	0.55	7.55
▶ Steeple	24	Liz WEILER	JR	10:13.54		5/15/14	1	0.28	1.28

Team Total 8.83

100



Stephen F. Austin

Southland Conference

Event	Scrd As	Athlete	Yr	Scored Mark	Date	Pl. Pts.	Bonus	TOTAL
-------	---------	---------	----	-------------	------	----------	-------	-------

Scored bests come from PRE-SEASON DATA

▶ 100H	39	Stephanie WHITE	SR	13.44w	(2.6)	5/9/14	0.275	0.07	0.34
▶ PV	14	Demi PAYNE	SR	4.20m	13-9½	4/27/12	7	0.39	7.39
▶ JAV	25	Madison JOHNSTON	SR	50.06m	164-3	4/18/14	0.95	0.13	1.08

Team Total 8.82

101



USF

American Athletic Conference

▼42

Event	Scrd As	Athlete	Yr	Scored Mark	Date	Pl. Pts.	Bonus	TOTAL
-------	---------	---------	----	-------------	------	----------	-------	-------

Scored bests come from PRE-SEASON DATA

▶ LJ	13	Natasha STEWART	SR	6.32mw	20-9	3/20/14	8	0.61	8.61
------	----	-----------------	----	--------	------	---------	---	------	------

Team Total 8.61

102



Middle Tennessee

Conference USA

Event	Scrd As	Athlete	Yr	Scored Mark	Date	Pl. Pts.	Bonus	TOTAL
-------	---------	---------	----	-------------	------	----------	-------	-------

Scored bests come from CURRENT season

▶ 4x400	46	Day, Vilson, Dupeh, Johnson		3:46.80		3/19/15	0.1	0.00	0.10
---------	----	-----------------------------	--	---------	--	---------	-----	------	------

Scored bests come from PRE-SEASON DATA

▶ LJ	40	India HAMMOND	JR	6.15mw	20-2½	4/18/14	0.25	0.00	0.25
▶ TJ	14	India HAMMOND	JR	13.05m	42-9½	5/15/14	7	0.71	7.71

Team Total 8.06

103



Bethune-Cookman

Mid-Eastern Athletic Conference

Event	Scrd As	Athlete	Yr	Scored Mark	Date	Pl. Pts.	Bonus	TOTAL
-------	---------	---------	----	-------------	------	----------	-------	-------

Scored bests come from PRE-SEASON DATA

▶ 100m	17	Tristie JOHNSON	JR	11.29	(0.9)	5/1/14	4.5	0.60	5.10
▶ 200m	21	Tristie JOHNSON	JR	23.18w	(2.1)	4/26/14	2.5	0.43	2.93

Team Total 8.03

"Scrd As", short for "Scored As", Standing used for place points portion of performance's score combining preseason data (when applied) to current season data

Numbers in BLACK are both the performance's actual NCAA rank AND "scored as" rank Numbers in RED indicate actual NCAA rank does not exist or is worse than "scored as" rank Numbers in BLUE indicate actual NCAA rank is better than "scored as" rank

USTFCCCA Non-Member

Non-Member Schools Will NOT be ranked, beginning Week 2



2015 Outdoor Track & Field, Preseason

Only those who score >0.01 pts are shown
D denotes multiple-event rule in affect

WOMEN

104



UC Irvine

Big West Conference

Event	Scrd As	Athlete	Yr	Scored Mark	Date	Pl. Pts.	Bonus	TOTAL
-------	---------	---------	----	-------------	------	----------	-------	-------

Scored bests come from CURRENT season

4x400	49	Lee-McNeill, George, McNulty, Buchanan		3:47.96	3/20/15	0.025	0.00	0.03
-------	----	--	--	---------	---------	-------	------	------

Scored bests come from PRE-SEASON DATA

SP	14	Itohan AIKHONBARE	SR	16.38m	53-9	5/2/14	7	0.55	7.55
DISC	41	Itohan AIKHONBARE	SR	51.86m	170-1	5/10/14	0.225	0.00	0.22

Team Total 7.80

105



Western Kentucky

Conference USA

▼46

Event	Scrd As	Athlete	Yr	Scored Mark	Date	Pl. Pts.	Bonus	TOTAL
-------	---------	---------	----	-------------	------	----------	-------	-------

Scored bests come from PRE-SEASON DATA

100m	23	Carrol HARDY	SO	11.37w	(3.5)	5/9/14	1.5	0.35	1.85
100m	48	Sandra AKACHUKWU	SO	11.56w	(3.6)	5/9/14	0.05	0.00	0.05
200m	22	Carrol HARDY	SO	23.20w	(3.3)	5/9/14	2	0.40	2.40
10k	46	Katie LEVER	JR	34:30.45		4/4/14	0.1	0.00	0.10
4x100	35			44.85		5/31/14	0.45	0.15	0.60
LJ	30	Chioma AGWUNOBI	SR	6.23mw	20-5%	5/9/14	0.7	0.16	0.86
LJ	37	Sandra AKACHUKWU	SO	6.18mw	20-3%	4/11/14	0.35	0.00	0.35
TJ	27	Jatavia WRIGHT	SR	12.77m	41-10%	5/2/14	0.85	0.15	1.00

Team Total 7.22

106



BYU

Independent (DI)

Event	Scrd As	Athlete	Yr	Scored Mark	Date	Pl. Pts.	Bonus	TOTAL
-------	---------	---------	----	-------------	------	----------	-------	-------

Scored bests come from PRE-SEASON DATA

800m	26	Shea MARTINEZ	SO	2:05.83		4/23/14	0.9	0.32	1.22
Steeple	18	Andrea HARRISON	SR	10:09.86		4/4/14	4	0.45	4.45
Steeple	44	Jennica REDD	SR	10:22.69		5/9/14	0.15	0.00	0.15
400H	36	Brenna PORTER	SO	58.64		3/22/14	0.4	0.00	0.40
HJ	27	Lexi EATON	JR	1.80m	5-10%	4/23/14	0.85	0.14	0.99

Team Total 7.21

107



Dartmouth

Ivy League

▼85

Event	Scrd As	Athlete	Yr	Scored Mark	Date	Pl. Pts.	Bonus	TOTAL
-------	---------	---------	----	-------------	------	----------	-------	-------

Scored bests come from PRE-SEASON DATA

800m	48	Margaret DONOVAN	SR	2:06.99		5/10/14	0.05	0.02	0.07
1500m	32	Dana GIORDANO	JR	4:20.07		5/10/14	0.6	0.09	0.69
Steeple	28	Sarah DELOZIER	SR	10:16.38		4/16/14	0.8	0.15	0.95
5000m	17	Dana GIORDANO	JR	15:53.96		4/17/14	4.5	0.51	5.01
HJ	37	Kaitlin WHITEHORN	JR	1.78m	5-10	5/10/14	0.35	0.00	0.35

Team Total 7.07

108



Cal State Northridge

Big West Conference

Event	Scrd As	Athlete	Yr	Scored Mark	Date	Pl. Pts.	Bonus	TOTAL
-------	---------	---------	----	-------------	------	----------	-------	-------

Scored bests come from CURRENT season

▶ 4x400	39	Powell, Vincej, Millard, Dirks		3:42.58		3/20/15	0.275	0.00	0.28
▶ HJ	49	Lydia FRENCH	SR	1.77m	5-9%	3/14/15	0.025	0.00	0.03

Scored bests come from PRE-SEASON DATA

200m	32	Marie VEALE	JR	23.37	(1.5)	4/26/14	0.6	0.16	0.76
4x100	17			44.38		6/14/14	4.5	0.50	5.00

Team Total 6.06

109



Idaho

Big Sky Conference

Event	Scrd As	Athlete	Yr	Scored Mark	Date	Pl. Pts.	Bonus	TOTAL
-------	---------	---------	----	-------------	------	----------	-------	-------

Scored bests come from PRE-SEASON DATA

Steeple	17	Alycia BUTTERWORTH	SR	10:08.64		5/4/14	4.5	0.51	5.01
HJ	31	Katelyn PETERSON	SO	1.79m	5-10%	5/14/14	0.65	0.00	0.65

Team Total 5.66

110



Lipscomb

Atlantic Sun Conference

Event	Scrd As	Athlete	Yr	Scored Mark	Date	Pl. Pts.	Bonus	TOTAL
-------	---------	---------	----	-------------	------	----------	-------	-------

Scored bests come from PRE-SEASON DATA

Steeple	16	Madelin TALBERT	JR	10:08.21		5/31/14	5	0.53	5.53
---------	----	-----------------	----	----------	--	---------	---	------	------

Team Total 5.53

"Scrd As", short for "Scored As", Standing used for place points portion of performance's score combining preseason data (when applied) to current season data

Numbers in BLACK are both the performance's actual NCAA rank AND "scored as" rank Numbers in RED indicate actual NCAA rank does not exist or is worse than "scored as" rank Numbers in BLUE indicate actual NCAA rank is better than "scored as" rank

USTFCCCA Non-Member

Non-Member Schools Will NOT be ranked, beginning Week 2



2015 Outdoor Track & Field, Preseason

Only those who score >0.01 pts are shown
D denotes multiple-event rule in affect

WOMEN

111



Texas State

Sun Belt Conference

Event	Scrd As	Athlete	Yr	Scored Mark	Date	Pl. Pts.	Bonus	TOTAL
-------	---------	---------	----	-------------	------	----------	-------	-------

Scored bests come from CURRENT season

▶ 4x100	41	Hebert, Brown, Wesley, Nwegbo		45.69	3/19/15	0.225	0.00	0.23
▶ DISC	48	Julie LANGE	SO	51.54m 169-1	3/19/15	0.05	0.00	0.05

Scored bests come from PRE-SEASON DATA

▶ 100m	23	Marika BROWN	SO	11.37w (3.5)	5/9/14	1.5	0.35	1.85
▶ 200m	23	Marika BROWN	SO	23.24 (0.4)	4/4/14	1.5	0.35	1.85
▶ TJ	27	Allie SAUNDERS	SR	12.77m 41-10½	4/4/14	0.85	0.15	1.00
▶ SP	37	Talore KELLY	JR	15.87m 52-1	3/20/14	0.35	0.00	0.35

Team Total 5.32

112



Central Michigan

Mid-American Conference

Event	Scrd As	Athlete	Yr	Scored Mark	Date	Pl. Pts.	Bonus	TOTAL
-------	---------	---------	----	-------------	------	----------	-------	-------

Scored bests come from PRE-SEASON DATA

▶ 400H	42	Bridget DOUGHTY	SR	58.89	5/15/14	0.2	0.00	0.20
▶ DISC	17	Devene BROWN	JR	54.64m 179-3	4/4/14	4.5	0.42	4.92

Team Total 5.12

113



Louisville

Atlantic Coast Conference


Event	Scrd As	Athlete	Yr	Scored Mark	Date	Pl. Pts.	Bonus	TOTAL
-------	---------	---------	----	-------------	------	----------	-------	-------

Scored bests come from PRE-SEASON DATA

▶ Steeple	36	Benadate CHERUIYOT	JR	10:19.64	5/2/14	0.4	0.00	0.40
▶ PV	26	Chanel KRAUSE	SO	4.15m 13-7½	4/26/14	0.9	0.08	0.98
▶ LJ	20	Brittany OWENS	JR	6.29mw 20-7½	4/12/14	3	0.46	3.46
▶ SP	43	Emmonnie HENDERSON	SO	15.71m 51-6½	4/19/14	0.175	0.00	0.17

Team Total 5.02

114



Buffalo

Mid-American Conference

Event	Scrd As	Athlete	Yr	Scored Mark	Date	Pl. Pts.	Bonus	TOTAL
-------	---------	---------	----	-------------	------	----------	-------	-------

Scored bests come from PRE-SEASON DATA

▶ HJ	19	Emma SIUCIAK	SR	1.81m 5-11¼	5/15/14	3.5	0.30	3.80
▶ PV	44	Kelly TRUPPO	SR	4.05m 13-3½	4/3/14	0.15	0.00	0.15
▶ HEPT	28	Emma SIUCIAK	SR	5,347	5/15/14	0.8	0.01	0.81

Team Total 4.76

115



Austin Peay

Ohio Valley Conference

Event	Scrd As	Athlete	Yr	Scored Mark	Date	Pl. Pts.	Bonus	TOTAL
-------	---------	---------	----	-------------	------	----------	-------	-------

Scored bests come from PRE-SEASON DATA

▶ 400m	18	Breigh JONES	JR	52.65	5/31/14	4	0.43	4.43
▶ TJ	44	KaylInn PITTS	SO	12.63m 41-5½	5/2/14	0.15	0.00	0.15

Team Total 4.58

116



Duquesne

Atlantic 10 Conference

Event	Scrd As	Athlete	Yr	Scored Mark	Date	Pl. Pts.	Bonus	TOTAL
-------	---------	---------	----	-------------	------	----------	-------	-------

Scored bests come from CURRENT season

▶ 4x400	48	Simone, Prevotau, Watterson, O'Connell		3:47.94	3/20/15	0.05	0.00	0.05
---------	----	--	--	---------	---------	------	------	------

Scored bests come from PRE-SEASON DATA

▶ 400H	18	Anna SIMONE	SR	57.42	5/16/14	4	0.52	4.52
--------	----	-------------	----	-------	---------	---	------	------

Team Total 4.57

117



Missouri State

Missouri Valley Conference

Event	Scrd As	Athlete	Yr	Scored Mark	Date	Pl. Pts.	Bonus	TOTAL
-------	---------	---------	----	-------------	------	----------	-------	-------

Scored bests come from PRE-SEASON DATA

▶ 200m	46	Shavonne HUSBANDS	JR	23.48 (1.2)	5/16/14	0.1	0.01	0.11
▶ 400m	46	Althia MAXIMILIEN	SR	53.48	5/2/14	0.1	0.00	0.10
▶ 4x100	32			44.79	5/31/14	0.6	0.20	0.80
▶ TJ	20	Robiann BROOMFIELD	JR	12.95mw 42-6	5/16/14	3	0.51	3.51

Team Total 4.51

"Scrd As", short for "Scored As", Standing used for place points portion of performance's score combining preseason data (when applied) to current season data

Numbers in BLACK are both the performance's actual NCAA rank AND "scored as" rank Numbers in RED indicate actual NCAA rank does not exist or is worse than "scored as" rank Numbers in BLUE indicate actual NCAA rank is better than "scored as" rank

USTFCCCA Non-Member

Non-Member Schools Will NOT be ranked, beginning Week 2



2015 Outdoor Track & Field, Preseason

Only those who score >0.01 pts are shown
D denotes multiple-event rule in affect

WOMEN

118



Louisiana-Lafayette

Sun Belt Conference

Event	Scrd As	Athlete	Yr	Scored Mark	Date	Pl. Pts.	Bonus	TOTAL
-------	---------	---------	----	-------------	------	----------	-------	-------

Scored bests come from CURRENT season

▶ LJ	24	Stacy IMAGBE	SR	6.26m	20-6½ (1.7)	3/14/15	1	0.31	1.31
------	----	--------------	----	-------	-------------	---------	---	------	------

Scored bests come from PRE-SEASON DATA

▶ LJ	21	Tia MITCHELL	SR	6.27m	20-7	5/9/14	2.5	0.36	2.86
------	----	--------------	----	-------	------	--------	-----	------	------

Team Total 4.17

119



Alabama State

Southwestern Athletic Conference

Event	Scrd As	Athlete	Yr	Scored Mark	Date	Pl. Pts.	Bonus	TOTAL
-------	---------	---------	----	-------------	------	----------	-------	-------

Scored bests come from PRE-SEASON DATA

▶ 100m	41	Alexis FEREBEE	JR	11.52w	(3.0)	4/25/14	0.225	0.00	0.22
--------	----	----------------	----	--------	-------	---------	-------	------	------

▶ 4x400	19			3:34.12		5/16/14	3.5	0.40	3.90
---------	----	--	--	---------	--	---------	-----	------	------

Team Total 4.12

120



Cornell

Ivy League

▼ 78

Event	Scrd As	Athlete	Yr	Scored Mark	Date	Pl. Pts.	Bonus	TOTAL
-------	---------	---------	----	-------------	------	----------	-------	-------

Scored bests come from PRE-SEASON DATA

▶ 400m	39	Udeme AKPAETE	JR	53.24		5/10/14	0.275	0.06	0.34
--------	----	---------------	----	-------	--	---------	-------	------	------

▶ 800m	36	Elyse WILKINSON	SR	2:06.39		5/31/14	0.4	0.17	0.57
--------	----	-----------------	----	---------	--	---------	-----	------	------

▶ 10k	40	Caroline KELLNER	JR	34:21.94		4/4/14	0.25	0.00	0.25
-------	----	------------------	----	----------	--	--------	------	------	------

▶ 4x400	21			3:34.40		5/31/14	2.5	0.35	2.85
---------	----	--	--	---------	--	---------	-----	------	------

Team Total 4.02

121



Sam Houston State

Southland Conference

Event	Scrd As	Athlete	Yr	Scored Mark	Date	Pl. Pts.	Bonus	TOTAL
-------	---------	---------	----	-------------	------	----------	-------	-------

Scored bests come from PRE-SEASON DATA

▶ 100H	26	Danielle DEMAS	JR	13.36w	(2.6)	5/9/14	0.9	0.23	1.13
--------	----	----------------	----	--------	-------	--------	-----	------	------

▶ HT	22	Ashley JENKINS	JR	60.89m	199-9	5/3/14	2	0.26	2.26
------	----	----------------	----	--------	-------	--------	---	------	------

▶ HT	38	Adrienne QUILLIN	SR	59.22m	194-3	5/3/14	0.3	0.00	0.30
------	----	------------------	----	--------	-------	--------	-----	------	------

Team Total 3.69

122



Georgia Southern

Sun Belt Conference

Event	Scrd As	Athlete	Yr	Scored Mark	Date	Pl. Pts.	Bonus	TOTAL
-------	---------	---------	----	-------------	------	----------	-------	-------

Scored bests come from PRE-SEASON DATA

▶ 4x100	20			44.50		4/26/14	3	0.41	3.41
---------	----	--	--	-------	--	---------	---	------	------

▶ LJ	42	Jasmin WALKER	SR	6.14m	20-1½	5/16/14	0.2	0.00	0.20
------	----	---------------	----	-------	-------	---------	-----	------	------

Team Total 3.61

123



Portland

West Coast Conference

Event	Scrd As	Athlete	Yr	Scored Mark	Date	Pl. Pts.	Bonus	TOTAL
-------	---------	---------	----	-------------	------	----------	-------	-------

Scored bests come from PRE-SEASON DATA

▶ 1500m	46	Tansey LYSTAD	JR	4:21.38		5/9/14	0.1	0.00	0.10
---------	----	---------------	----	---------	--	--------	-----	------	------

▶ Steeple	21	Tansey LYSTAD	JR	10:11.57		5/31/14	2.5	0.37	2.87
-----------	----	---------------	----	----------	--	---------	-----	------	------

▶ 10k	36	Sanna MUSTONEN	SR	34:18.12		4/4/14	0.4	0.00	0.40
-------	----	----------------	----	----------	--	--------	-----	------	------

▶ JAV	44	Kaylie VAN LOO	SO	48.15m	157-11	5/9/14	0.15	0.00	0.15
-------	----	----------------	----	--------	--------	--------	------	------	------

Team Total 3.52

124



North Texas

Conference USA

Event	Scrd As	Athlete	Yr	Scored Mark	Date	Pl. Pts.	Bonus	TOTAL
-------	---------	---------	----	-------------	------	----------	-------	-------

Scored bests come from PRE-SEASON DATA

▶ 400H	21	Chastity STEWART	SR	57.74		5/31/14	2.5	0.36	2.86
--------	----	------------------	----	-------	--	---------	-----	------	------

▶ HJ	37	ELisha PETERS	SO	1.78m	5-10	4/18/14	0.35	0.00	0.35
------	----	---------------	----	-------	------	---------	------	------	------

▶ LJ	40	Mona LANDRY	JR	6.15m	20-2½	5/15/14	0.25	0.00	0.25
------	----	-------------	----	-------	-------	---------	------	------	------

Team Total 3.46

125



West Virginia

Big 12 Conference

▼ 66

Event	Scrd As	Athlete	Yr	Scored Mark	Date	Pl. Pts.	Bonus	TOTAL
-------	---------	---------	----	-------------	------	----------	-------	-------

Scored bests come from PRE-SEASON DATA

▶ 10k	20	Allison LASNICKI	SR	33:46.22		6/14/14	3	0.45	3.45
-------	----	------------------	----	----------	--	---------	---	------	------

Team Total 3.45

"Scrd As", short for "Scored As", Standing used for place points portion of performance's score combining preseason data (when applied) to current season data

Numbers in BLACK are both the performance's actual NCAA rank AND "scored as" rank Numbers in RED indicate actual NCAA rank does not exist or is worse than "scored as" rank Numbers in BLUE indicate actual NCAA rank is better than "scored as" rank

USTFCCCA Non-Member

Non-Member Schools Will NOT be ranked, beginning Week 2



2015 Outdoor Track & Field, Preseason

Only those who score >0.01 pts are shown
D denotes multiple-event rule in affect

WOMEN

126



Fresno State

Mountain West Conference

Event	Scrd As	Athlete	Yr	Scored Mark	Date	Pl. Pts.	Bonus	TOTAL
-------	---------	---------	----	-------------	------	----------	-------	-------

Scored bests come from PRE-SEASON DATA

400H	38	Kyra JOHNSON	JR	58.82	5/14/14	0.3	0.00	0.30
LJ	21	Je'Nia SEARS	SR	6.27m 20-7	3/26/14	2.5	0.36	2.86

Team Total

3.16

127



Eastern Washington

Big Sky Conference

Event	Scrd As	Athlete	Yr	Scored Mark	Date	Pl. Pts.	Bonus	TOTAL
-------	---------	---------	----	-------------	------	----------	-------	-------

Scored bests come from PRE-SEASON DATA

Steeple	25	Catie ARRIGONI	JR	10:14.99	5/31/14	0.95	0.22	1.17
Steeple	30	Katie MAHONEY	JR	10:17.34	4/17/14	0.7	0.11	0.81
PV	35	Courtney BRAY	SO	4.12m 13-6 1/2	5/9/14	0.45	0.00	0.45
HT	33	Olivia MIDLES	SR	59.70m 195-10	4/12/14	0.55	0.00	0.55
JAV	43	Emma MURILLO	SR	48.20m 158-1	5/14/14	0.175	0.00	0.17

Team Total

3.15

128



Columbia

Ivy League

Event	Scrd As	Athlete	Yr	Scored Mark	Date	Pl. Pts.	Bonus	TOTAL
-------	---------	---------	----	-------------	------	----------	-------	-------

Scored bests come from PRE-SEASON DATA

TJ	21	Nadia EKE	SR	12.92m 42-4 3/4	5/10/14	2.5	0.45	2.95
----	----	-----------	----	-----------------	---------	-----	------	------

Team Total

2.95

129



SIUE

Ohio Valley Conference

Event	Scrd As	Athlete	Yr	Scored Mark	Date	Pl. Pts.	Bonus	TOTAL
-------	---------	---------	----	-------------	------	----------	-------	-------

Scored bests come from PRE-SEASON DATA

400m	49	Jessica ORANIKA	JR	53.51	5/31/14	0.025	0.00	0.03
100H	46	LaDonna CASTON	JR	13.49 (-0.8)	4/19/14	0.1	0.00	0.10
HT	21	Elizabeth HAMPL	SR	60.97m 200-0	5/2/14	2.5	0.28	2.78

Team Total

2.91

130



Ohio

Mid-American Conference

Event	Scrd As	Athlete	Yr	Scored Mark	Date	Pl. Pts.	Bonus	TOTAL
-------	---------	---------	----	-------------	------	----------	-------	-------

Scored bests come from PRE-SEASON DATA

5000m	22	Juli ACCURSO	SR	15:59.12	5/4/14	2	0.34	2.34
10k	37	Juli ACCURSO	SR	34:18.42	4/24/14	0.35	0.00	0.35

Team Total

2.69

131



Rutgers

Big Ten Conference

Event	Scrd As	Athlete	Yr	Scored Mark	Date	Pl. Pts.	Bonus	TOTAL
-------	---------	---------	----	-------------	------	----------	-------	-------

Scored bests come from PRE-SEASON DATA

4x400	23			3:34.61	4/24/14	1.5	0.32	1.82
LJ	30	Gabrielle FARQUHARSON	SR	6.23mw 20-5 1/2	3/20/14	0.7	0.16	0.86

Team Total

2.68

132



Mississippi

Southeastern Conference

Event	Scrd As	Athlete	Yr	Scored Mark	Date	Pl. Pts.	Bonus	TOTAL
-------	---------	---------	----	-------------	------	----------	-------	-------

Scored bests come from CURRENT season

4x100	30	Hunter, Henderson, Ray, Suleman		44.73	3/19/15	0.7	0.24	0.94
-------	----	---------------------------------	--	-------	---------	-----	------	------

Scored bests come from PRE-SEASON DATA

LJ	26	Kierra WHITE	SR	6.25mw 20-6 1/2	4/11/14	0.9	0.26	1.16
HEPT	33	Fabia MCDONALD	RS14	5,300	4/24/13	0.55	0.00	0.55

Team Total

2.65

133



Bradley

Missouri Valley Conference

Event	Scrd As	Athlete	Yr	Scored Mark	Date	Pl. Pts.	Bonus	TOTAL
-------	---------	---------	----	-------------	------	----------	-------	-------

Scored bests come from PRE-SEASON DATA

10k	22	Kristen BUSCH	JR	33:48.36	4/4/14	2	0.42	2.42
-----	----	---------------	----	----------	--------	---	------	------

Team Total

2.42

"Scrd As", short for "Scored As", Standing used for place points portion of performance's score combining preseason data (when applied) to current season data

Numbers in BLACK are both the performance's actual NCAA rank AND "scored as" rank Numbers in RED indicate actual NCAA rank does not exist or is worse than "scored as" rank Numbers in BLUE indicate actual NCAA rank is better than "scored as" rank

USTFCCCA Non-Member

Non-Member Schools Will NOT be ranked, beginning Week 2



2015 Outdoor Track & Field, Preseason

Only those who score >0.01 pts are shown
D denotes multiple-event rule in affect

WOMEN

134



Charleston Southern

Big South Conference

Event	Scrd As	Athlete	Yr	Scored Mark	Date	Pl. Pts.	Bonus	TOTAL
-------	---------	---------	----	-------------	------	----------	-------	-------

Scored bests come from PRE-SEASON DATA

▶ 100H	22	Mulern JEAN	*TEAM	13.30	(0.2)	5/31/14	2	0.35	2.35
--------	----	-------------	-------	-------	-------	---------	---	------	------

Team Total 2.35

135



Tennessee State

Ohio Valley Conference

Event	Scrd As	Athlete	Yr	Scored Mark	Date	Pl. Pts.	Bonus	TOTAL
-------	---------	---------	----	-------------	------	----------	-------	-------

Scored bests come from PRE-SEASON DATA

▶ 100H	42	Amber HUGHES	SO	13.46w	(3.1)	5/2/14	0.2	0.03	0.23
--------	----	--------------	----	--------	-------	--------	-----	------	------

▶ LJ	33	Clairwin DAMEUS	JR	6.22m	20-5	5/2/14	0.55	0.11	0.66
------	----	-----------------	----	-------	------	--------	------	------	------

▶ HEPT	24	Clairwin DAMEUS	JR	5,399		5/2/14	1	0.22	1.22
--------	----	-----------------	----	-------	--	--------	---	------	------

Team Total 2.11

136



Wichita State

Missouri Valley Conference

Event	Scrd As	Athlete	Yr	Scored Mark	Date	Pl. Pts.	Bonus	TOTAL
-------	---------	---------	----	-------------	------	----------	-------	-------

Scored bests come from PRE-SEASON DATA

▶ 100H	47	Nikki LARCH-MILLER	JR	13.50	(1.8)	5/16/14	0.075	0.00	0.08
--------	----	--------------------	----	-------	-------	---------	-------	------	------

▶ HJ	31	Ashley PETERSEN	JR	1.79m	5-10%	5/10/14	0.65	0.00	0.65
------	----	-----------------	----	-------	-------	---------	------	------	------

▶ TJ	36	Shanice ANDREWS	SR	12.70mw	41-8	4/9/14	0.4	0.02	0.42
------	----	-----------------	----	---------	------	--------	-----	------	------

▶ HEPT	35	Nikki LARCH-MILLER	JR	5,281		4/9/14	0.45	0.00	0.45
--------	----	--------------------	----	-------	--	--------	------	------	------

▶ HEPT	37	Breanne BORMAN	SO	5,269		4/17/14	0.35	0.00	0.35
--------	----	----------------	----	-------	--	---------	------	------	------

▶ HEPT	45	Gavyn YETTER	JR	5,198		3/19/14	0.125	0.00	0.13
--------	----	--------------	----	-------	--	---------	-------	------	------

Team Total 2.07

137



UNLV

Mountain West Conference

Event	Scrd As	Athlete	Yr	Scored Mark	Date	Pl. Pts.	Bonus	TOTAL
-------	---------	---------	----	-------------	------	----------	-------	-------

Scored bests come from CURRENT season

▶ 4x100	39	Meggs, Anuakpado, Smith, Bonilla		45.48	3/6/15	0.275	0.00	0.28
---------	----	----------------------------------	--	-------	--------	-------	------	------

▶ 4x400	43	Anuakpado, Meggs, Bonilla, Chitwood		3:45.20	3/21/15	0.175	0.00	0.18
---------	----	-------------------------------------	--	---------	---------	-------	------	------

▶ SP	46	Mackenna HOWARD	FR	15.67m	51-5	3/21/15	0.1	0.00	0.10
------	----	-----------------	----	--------	------	---------	-----	------	------

▶ HT	34	Cortney MILLER	JR	59.58m	195-5	3/21/15	0.5	0.00	0.50
------	----	----------------	----	--------	-------	---------	-----	------	------

▶ SP	46	Mackenna HOWARD	FR	15.67m	51-5	3/21/15	0.1	0.00	0.10
------	----	-----------------	----	--------	------	---------	-----	------	------

▶ HT	34	Cortney MILLER	JR	59.58m	195-5	3/21/15	0.5	0.00	0.50
------	----	----------------	----	--------	-------	---------	-----	------	------

Scored bests come from PRE-SEASON DATA

▶ 800m	31	Auzsane CROWE-CARTER	JR	2:06.03	4/10/14	0.65	0.26	0.91
--------	----	----------------------	----	---------	---------	------	------	------

Team Total 1.96

138



Tulane

American Athletic Conference

Event	Scrd As	Athlete	Yr	Scored Mark	Date	Pl. Pts.	Bonus	TOTAL
-------	---------	---------	----	-------------	------	----------	-------	-------

Scored bests come from PRE-SEASON DATA

▶ TJ	32	Tamika BRAZZEL	JR	12.72m	41-8%	5/15/14	0.6	0.06	0.66
------	----	----------------	----	--------	-------	---------	-----	------	------

▶ TJ	38	Estefany CRUZ	SR	12.69mw	41-7%	3/29/14	0.3	0.00	0.30
------	----	---------------	----	---------	-------	---------	-----	------	------

▶ JAV	28	Daliadiz ORTIZ	SO	49.94m	163-10	5/9/14	0.8	0.10	0.90
-------	----	----------------	----	--------	--------	--------	-----	------	------

Team Total 1.86

139



Southern Miss

Conference USA

Event	Scrd As	Athlete	Yr	Scored Mark	Date	Pl. Pts.	Bonus	TOTAL
-------	---------	---------	----	-------------	------	----------	-------	-------

Scored bests come from PRE-SEASON DATA

▶ DISC	23	Rachel POLK	SR	53.91m	176-10	3/15/14	1.5	0.20	1.70
--------	----	-------------	----	--------	--------	---------	-----	------	------

Team Total 1.70

140



Temple

American Athletic Conference

Event	Scrd As	Athlete	Yr	Scored Mark	Date	Pl. Pts.	Bonus	TOTAL
-------	---------	---------	----	-------------	------	----------	-------	-------

Scored bests come from PRE-SEASON DATA

▶ SP	23	Margo BRITTON	SR	16.07m	52-8%	5/2/14	1.5	0.19	1.69
------	----	---------------	----	--------	-------	--------	-----	------	------

Team Total 1.69

"Scrd As", short for "Scored As", Standing used for place points portion of performance's score combining preseason data (when applied) to current season data

Numbers in BLACK are both the performance's actual NCAA rank AND "scored as" rank Numbers in RED indicate actual NCAA rank does not exist or is worse than "scored as" rank Numbers in BLUE indicate actual NCAA rank is better than "scored as" rank

USTFCCCA Non-Member

Non-Member Schools Will NOT be ranked, beginning Week 2



2015 Outdoor Track & Field, Preseason

Only those who score >0.01 pts are shown
D denotes multiple-event rule in affect

WOMEN

141



Florida International

Conference USA

Event	Scrd As	Athlete	Yr	Scored Mark	Date	Pl. Pts.	Bonus	TOTAL
Scored bests come from PRE-SEASON DATA								
100m	46	Cam'ree JACKSON	JR	11.54w (2.4)	5/15/14	0.1	0.00	0.10
LJ	27	Phillicia FLUELLEN	JR	6.24m 20-5½	5/15/14	0.85	0.21	1.06
SP	36	Raqrura ISHMAR	JR	15.90m 52-2	5/15/14	0.4	0.00	0.40
Team Total								1.56

142



Western Carolina

Southern Conference

Event	Scrd As	Athlete	Yr	Scored Mark	Date	Pl. Pts.	Bonus	TOTAL
Scored bests come from CURRENT season								
4x400	40	Archie-McMillan, Emrick, Birek, Carter		3:44.65	3/20/15	0.25	0.00	0.25
Scored bests come from PRE-SEASON DATA								
100m	30	Tayla CARTER	JR	11.42w (2.5)	4/3/14	0.7	0.20	0.90
200m	48	Tayla CARTER	JR	23.50 (0.4)	4/26/14	0.05	0.00	0.05
HJ	37	Xaveria BASS	SR	1.78m 5-10	5/11/14	0.35	0.00	0.35
Team Total								1.55

143



Portland State

Big Sky Conference

Event	Scrd As	Athlete	Yr	Scored Mark	Date	Pl. Pts.	Bonus	TOTAL
Scored bests come from PRE-SEASON DATA								
100H	24	Jazmin RATCLIFF	SR	13.34w (3.7)	5/14/14	1	0.27	1.27
Team Total								1.27

144



New Mexico

Mountain West Conference

Event	Scrd As	Athlete	Yr	Scored Mark	Date	Pl. Pts.	Bonus	TOTAL
Scored bests come from PRE-SEASON DATA								
TJ	24	Jannell HADNOT	SO	12.82mw 42-¾	5/2/14	1	0.25	1.25
Team Total								1.25

145



UTSA

Conference USA

Event	Scrd As	Athlete	Yr	Scored Mark	Date	Pl. Pts.	Bonus	TOTAL
Scored bests come from CURRENT season								
4x400	45	Clark, Swift, Patterson, Arinze		3:45.89	3/20/15	0.125	0.00	0.13
Scored bests come from PRE-SEASON DATA								
HJ	31	Whitney FLANNEL	SR	1.79m 5-10½	5/2/14	0.65	0.00	0.65
PV	35	Lindsey PEW	SR	4.12m 13-6½	4/12/14	0.45	0.00	0.45
Team Total								1.22

146



Oral Roberts

The Summit League

Event	Scrd As	Athlete	Yr	Scored Mark	Date	Pl. Pts.	Bonus	TOTAL
Scored bests come from PRE-SEASON DATA								
400m	26	Madison REYNOLDS	JR	52.87	6/14/14	0.9	0.29	1.19
Team Total								1.19

147



Miami (Ohio)

Mid-American Conference

Event	Scrd As	Athlete	Yr	Scored Mark	Date	Pl. Pts.	Bonus	TOTAL
Scored bests come from PRE-SEASON DATA								
800m	27	Charlotte MYERS	SR	2:05.84	5/31/14	0.85	0.31	1.16
Team Total								1.16

148



Monmouth

Metro Atlantic Athletic Conference

Event	Scrd As	Athlete	Yr	Scored Mark	Date	Pl. Pts.	Bonus	TOTAL
Scored bests come from PRE-SEASON DATA								
JAV	24	Kelsey REESE	SR	50.08m 164-3	5/3/14	1	0.14	1.14
Team Total								1.14

149



Ark.-Little Rock

Sun Belt Conference

Event	Scrd As	Athlete	Yr	Scored Mark	Date	Pl. Pts.	Bonus	TOTAL
Scored bests come from PRE-SEASON DATA								
Steeple	26	Emma DAHL	SR	10:15.20	4/4/14	0.9	0.21	1.11
Team Total								1.11

"Scrd As", short for "Scored As", Standing used for place points portion of performance's score combining preseason data (when applied) to current season data

Numbers in BLACK are both the performance's actual NCAA rank AND "scored as" rank Numbers in RED indicate actual NCAA rank does not exist or is worse than "scored as" rank Numbers in BLUE indicate actual NCAA rank is better than "scored as" rank

USTFCCCA Non-Member

Non-Member Schools Will NOT be ranked, beginning Week 2



2015 Outdoor Track & Field, Preseason

Only those who score >0.01 pts are shown
D denotes multiple-event rule in affect

WOMEN

150



ETSU

Southern Conference

Event	Scrd As	Athlete	Yr	Scored Mark	Date	Pl. Pts.	Bonus	TOTAL
Scored bests come from PRE-SEASON DATA								
100H	27	Demetria EDGECOMBE	SR	13.37w (3.1)	4/18/14	0.85	0.21	1.06
Team Total								1.06

151



Hawai'i

Big West Conference

Event	Scrd As	Athlete	Yr	Scored Mark	Date	Pl. Pts.	Bonus	TOTAL
Scored bests come from CURRENT season								
SP	26	Alex PORLIER-LANGLAIS	JR	16.04m 52-7½	3/20/15	0.9	0.15	1.05
Team Total								1.05

152



Montana State

Big Sky Conference

Event	Scrd As	Athlete	Yr	Scored Mark	Date	Pl. Pts.	Bonus	TOTAL
Scored bests come from PRE-SEASON DATA								
Steeple	27	Heather DEMOREST	SR	10:15.75	5/4/14	0.85	0.18	1.03
Team Total								1.03

153



Penn

Ivy League

Event	Scrd As	Athlete	Yr	Scored Mark	Date	Pl. Pts.	Bonus	TOTAL
Scored bests come from PRE-SEASON DATA								
JAV	26	Kelsey HAY	JR	50.02m 164-1	5/10/14	0.9	0.12	1.02
Team Total								1.02

154



South Dakota State

The Summit League

Event	Scrd As	Athlete	Yr	Scored Mark	Date	Pl. Pts.	Bonus	TOTAL
Scored bests come from PRE-SEASON DATA								
HJ	27	Mary WIRTH	SR	1.80m 5-10½	3/28/14	0.85	0.14	0.99
Team Total								0.99

155



George Mason

Atlantic 10 Conference

Event	Scrd As	Athlete	Yr	Scored Mark	Date	Pl. Pts.	Bonus	TOTAL
Scored bests come from PRE-SEASON DATA								
10k	44	Bethany SACHTELEBEN	SR	34:27.31	5/3/14	0.15	0.00	0.15
100H	31	Shavon BRISCOE	SR	13.40 (0.8)	5/3/14	0.65	0.15	0.80
Team Total								0.95

156



Boston University

Patriot League

105

Event	Scrd As	Athlete	Yr	Scored Mark	Date	Pl. Pts.	Bonus	TOTAL
Scored bests come from PRE-SEASON DATA								
5000m	30	Rosa MORIELLO	SR	16:03.57	5/31/14	0.7	0.19	0.89
Team Total								0.89

157



UMass

Atlantic 10 Conference

Event	Scrd As	Athlete	Yr	Scored Mark	Date	Pl. Pts.	Bonus	TOTAL
Scored bests come from PRE-SEASON DATA								
TJ	29	Rebecca STOYLE	SR	12.76m 41-10½	5/16/14	0.75	0.13	0.88
Team Total								0.88

158



Kennesaw State

Atlantic Sun Conference

Event	Scrd As	Athlete	Yr	Scored Mark	Date	Pl. Pts.	Bonus	TOTAL
Scored bests come from PRE-SEASON DATA								
4x100	31			44.74	5/31/14	0.65	0.23	0.88
Team Total								0.88

159



Northeastern

Colonial Athletic Association

Event	Scrd As	Athlete	Yr	Scored Mark	Date	Pl. Pts.	Bonus	TOTAL
Scored bests come from PRE-SEASON DATA								
Steeple	29	Lucy YOUNG	SO	10:17.05	5/16/14	0.75	0.12	0.87
Team Total								0.87

"Scrd As", short for "Scored As", Standing used for place points portion of performance's score combining preseason data (when applied) to current season data

Numbers in BLACK are both the performance's actual NCAA rank AND "scored as" rank Numbers in RED indicate actual NCAA rank does not exist or is worse than "scored as" rank Numbers in BLUE indicate actual NCAA rank is better than "scored as" rank

USTFCCCA Non-Member

Non-Member Schools Will NOT be ranked, beginning Week 2



2015 Outdoor Track & Field, Preseason

Only those who score >0.01 pts are shown
D denotes multiple-event rule in affect

WOMEN

160

Mount St. Mary's
Northeast Conference

Event	Scrd As	Athlete	Yr	Scored Mark	Date	Pl. Pts.	Bonus	TOTAL
Scored bests come from CURRENT season								
JAV	30	Heather JUHRING	SR	49.82m	163-5	3/20/15	0.7	0.07 0.77
Team Total								0.77

161

Yale
Ivy League

Event	Scrd As	Athlete	Yr	Scored Mark	Date	Pl. Pts.	Bonus	TOTAL
Scored bests come from PRE-SEASON DATA								
Steeple	31	Kira GARRY	SR	10:17.52	5/31/14	0.65	0.10	0.75
Team Total								0.75

162

Cal State Fullerton
Big West Conference

Event	Scrd As	Athlete	Yr	Scored Mark	Date	Pl. Pts.	Bonus	TOTAL
Scored bests come from CURRENT season								
4x100	49	Stewart, Harge, Stewart, Shorty		46.10	3/21/15	0.025	0.00	0.03
HT	31	Jessica FLORES	JR	59.88m	196-5	3/21/15	0.65	0.00 0.65
Team Total								0.68

163

UC Riverside
Big West Conference

Event	Scrd As	Athlete	Yr	Scored Mark	Date	Pl. Pts.	Bonus	TOTAL
Scored bests come from CURRENT season								
4x400	47	Wright, Giles, Harper, Abboud		3:46.90	3/7/15	0.075	0.00	0.08
SP	42	Breana JEMISON	SO	15.73m	51-7½	3/7/15	0.2	0.00 0.20
Scored bests come from PRE-SEASON DATA								
100H	48	Danielle LITTLETON	SR	13.51	(0.9)	5/16/14	0.05	0.00 0.05
LJ	37	Danielle LITTLETON	SR	6.18m	20-3½	5/16/14	0.35	0.00 0.35
Team Total								0.67

164

Boston College
Atlantic Coast Conference

Event	Scrd As	Athlete	Yr	Scored Mark	Date	Pl. Pts.	Bonus	TOTAL
Scored bests come from PRE-SEASON DATA								
Steeple	32	Danielle WINSLOW	JR	10:18.51	5/16/14	0.6	0.06	0.66
Team Total								0.66

165

Northern Illinois
Mid-American Conference

Event	Scrd As	Athlete	Yr	Scored Mark	Date	Pl. Pts.	Bonus	TOTAL
Scored bests come from CURRENT season								
4x100	45	Bigby, Irvin-Muhammad, Harold, Peer		45.95	3/20/15	0.125	0.00	0.13
Scored bests come from PRE-SEASON DATA								
HJ	37	Claudette DAY	SO	1.78m	5-10	4/19/14	0.35	0.00 0.35
DISC	43	Sidra SHERRILL	SR	51.82m	170-0	5/10/14	0.175	0.00 0.17
Team Total								0.65

166

Elon
Colonial Athletic Association

Event	Scrd As	Athlete	Yr	Scored Mark	Date	Pl. Pts.	Bonus	TOTAL
Scored bests come from PRE-SEASON DATA								
HJ	31	Megan KIRSCHLING	JR	1.79m	5-10½	4/26/14	0.65	0.00 0.65
Team Total								0.65

166

LIU Brooklyn
Northeast Conference

Event	Scrd As	Athlete	Yr	Scored Mark	Date	Pl. Pts.	Bonus	TOTAL
Scored bests come from PRE-SEASON DATA								
HJ	31	Kyaira WRIGHT-HARMON	JR	1.79m	5-10½	5/16/14	0.65	0.00 0.65
Team Total								0.65

168

Southeastern Louisiana
Southland Conference

Event	Scrd As	Athlete	Yr	Scored Mark	Date	Pl. Pts.	Bonus	TOTAL
Scored bests come from CURRENT season								
HT	32	Jermisha FRAZIER	JR	59.77m	196-1	3/14/15	0.6	0.00 0.60
Team Total								0.60

"Scrd As", short for "Scored As", Standing used for place points portion of performance's score combining preseason data (when applied) to current season data

Numbers in BLACK are both the performance's actual NCAA rank AND "scored as" rank Numbers in RED indicate actual NCAA rank does not exist or is worse than "scored as" rank Numbers in BLUE indicate actual NCAA rank is better than "scored as" rank

USTFCCCA Non-Member

Non-Member Schools Will NOT be ranked, beginning Week 2



2015 Outdoor Track & Field, Preseason

Only those who score >0.01 pts are shown
D denotes multiple-event rule in affect

WOMEN

169



Lamar

Southland Conference

Event	Scrd As	Athlete	Yr	Scored Mark	Date	Pl. Pts.	Bonus	TOTAL
-------	---------	---------	----	-------------	------	----------	-------	-------

Scored bests come from PRE-SEASON DATA

▶ Steeple	38	Louise WEBB	SR	10:19.83	4/17/14	0.3	0.00	0.30
▶ 10k	39	Leigh LATTIMORE	SR	34:19.82	4/4/14	0.275	0.00	0.28

Team Total 0.58

170



Northwestern State

Southland Conference

Event	Scrd As	Athlete	Yr	Scored Mark	Date	Pl. Pts.	Bonus	TOTAL
-------	---------	---------	----	-------------	------	----------	-------	-------

Scored bests come from CURRENT season

▶ JAV	38	Jessica TALLEY	SR	48.54m	159-3	3/14/15	0.3	0.00	0.30
-------	----	----------------	----	--------	-------	---------	-----	------	------

Scored bests come from PRE-SEASON DATA

▶ TJ	40	Porsha THOMAS	JR	12.67mw	41-7	5/9/14	0.25	0.00	0.25
------	----	---------------	----	---------	------	--------	------	------	------

Team Total 0.55

171



Loyola-Chicago

Missouri Valley Conference

Event	Scrd As	Athlete	Yr	Scored Mark	Date	Pl. Pts.	Bonus	TOTAL
-------	---------	---------	----	-------------	------	----------	-------	-------

Scored bests come from PRE-SEASON DATA

▶ DISC	33	Alison SZYKOWNY	SR	52.76m	173-1	5/16/14	0.55	0.00	0.55
--------	----	-----------------	----	--------	-------	---------	------	------	------

Team Total 0.55

172



Campbell

Big South Conference

Event	Scrd As	Athlete	Yr	Scored Mark	Date	Pl. Pts.	Bonus	TOTAL
-------	---------	---------	----	-------------	------	----------	-------	-------

Scored bests come from PRE-SEASON DATA

▶ 100m	44	Anna SCOTT	SO	11.53	(2.0)	5/9/14	0.15	0.00	0.15
▶ 200m	40	Anna SCOTT	SO	23.42	(2.0)	5/1/14	0.25	0.09	0.34

Team Total 0.49

173



Tulsa

American Athletic Conference

Event	Scrd As	Athlete	Yr	Scored Mark	Date	Pl. Pts.	Bonus	TOTAL
-------	---------	---------	----	-------------	------	----------	-------	-------

Scored bests come from PRE-SEASON DATA

▶ 400m	36	Audrey JEAN-BAPTISTE	SR	53.20	5/31/14	0.4	0.09	0.49
--------	----	----------------------	----	-------	---------	-----	------	------

Team Total 0.49

174



Illinois State

Missouri Valley Conference

Event	Scrd As	Athlete	Yr	Scored Mark	Date	Pl. Pts.	Bonus	TOTAL
-------	---------	---------	----	-------------	------	----------	-------	-------

Scored bests come from PRE-SEASON DATA

▶ Steeple	42	Kelly MCSHEA	SR	10:21.93		5/16/14	0.2	0.00	0.20
▶ SP	41	Jianna WILLIAMS	SR	15.75m	51-8 1/2	5/3/14	0.225	0.00	0.22

Team Total 0.42

175



Troy

Sun Belt Conference

Event	Scrd As	Athlete	Yr	Scored Mark	Date	Pl. Pts.	Bonus	TOTAL
-------	---------	---------	----	-------------	------	----------	-------	-------

Scored bests come from CURRENT season

▶ DISC	36	Corina COX	SO	52.48m	172-2	3/19/15	0.4	0.00	0.40
--------	----	------------	----	--------	-------	---------	-----	------	------

Team Total 0.40

176



Long Beach State

Big West Conference

Event	Scrd As	Athlete	Yr	Scored Mark	Date	Pl. Pts.	Bonus	TOTAL
-------	---------	---------	----	-------------	------	----------	-------	-------

Scored bests come from CURRENT season

▶ 4x100	47	Carney, Chambers, Goosby, Harris		46.07		3/20/15	0.075	0.00	0.08
▶ HT	41	Marina SHELTON	SO	58.98m	193-6	3/13/15	0.225	0.00	0.22

Scored bests come from PRE-SEASON DATA

▶ HT	49	Fatima VERGARA	SR	58.57m	192-2	3/15/14	0.025	0.00	0.03
▶ JAV	47	Tiffany FORBITO	SR	47.95m	157-3	4/4/14	0.075	0.00	0.08

Team Total 0.40

"Scrd As", short for "Scored As", Standing used for place points portion of performance's score combining preseason data (when applied) to current season data

Numbers in BLACK are both the performance's actual NCAA rank AND "scored as" rank Numbers in RED indicate actual NCAA rank does not exist or is worse than "scored as" rank Numbers in BLUE indicate actual NCAA rank is better than "scored as" rank

USTFCCCA Non-Member

Non-Member Schools Will NOT be ranked, beginning Week 2



2015 Outdoor Track & Field, Preseason

Only those who score >0.01 pts are shown
D denotes multiple-event rule in affect

WOMEN

177



Sacramento State

Big Sky Conference

Event	Scrd As	Athlete	Yr	Scored Mark	Date	Pl. Pts.	Bonus	TOTAL
-------	---------	---------	----	-------------	------	----------	-------	-------

Scored bests come from CURRENT season

4x100	46	Middleton, Powell, Cole, Whittington		46.06	3/21/15	0.1	0.00	0.10
-------	----	--------------------------------------	--	-------	---------	-----	------	------

Scored bests come from PRE-SEASON DATA

10k	45	Lauren MUGNAINI	RS14	34:30.22	3/29/13	0.125	0.00	0.13
SP	43	Erinn JONES	RS14	15.71m	51-6%	0.175	0.00	0.17

Team Total 0.40

178



Charlotte

Conference USA

Event	Scrd As	Athlete	Yr	Scored Mark	Date	Pl. Pts.	Bonus	TOTAL
-------	---------	---------	----	-------------	------	----------	-------	-------

Scored bests come from PRE-SEASON DATA

100m	41	Joann BLAKNEY	SR	11.52	(2.0)	5/15/14	0.225	0.00	0.22
400m	44	T'Sheila MUNGO	SR	53.41		4/11/14	0.15	0.00	0.15

Team Total 0.38

179



Air Force

Mountain West Conference

Event	Scrd As	Athlete	Yr	Scored Mark	Date	Pl. Pts.	Bonus	TOTAL
-------	---------	---------	----	-------------	------	----------	-------	-------

Scored bests come from PRE-SEASON DATA

SP	38	Danielle TABB	SR	15.82m	51-11	5/9/14	0.3	0.00	0.30
----	----	---------------	----	--------	-------	--------	-----	------	------

Team Total 0.30

179



Southeast Missouri

Ohio Valley Conference

Event	Scrd As	Athlete	Yr	Scored Mark	Date	Pl. Pts.	Bonus	TOTAL
-------	---------	---------	----	-------------	------	----------	-------	-------

Scored bests come from PRE-SEASON DATA

DISC	38	Kayla GUTIERREZ	JR	52.32m	171-8	4/26/14	0.3	0.00	0.30
------	----	-----------------	----	--------	-------	---------	-----	------	------

Team Total 0.30

181



Montana

Big Sky Conference

127

Event	Scrd As	Athlete	Yr	Scored Mark	Date	Pl. Pts.	Bonus	TOTAL
-------	---------	---------	----	-------------	------	----------	-------	-------

Scored bests come from PRE-SEASON DATA

HT	39	Caitlin CARAWAY	SR	59.19m	194-2	5/9/14	0.275	0.00	0.28
----	----	-----------------	----	--------	-------	--------	-------	------	------

Team Total 0.28

182



New Orleans

Southland Conference

Event	Scrd As	Athlete	Yr	Scored Mark	Date	Pl. Pts.	Bonus	TOTAL
-------	---------	---------	----	-------------	------	----------	-------	-------

Scored bests come from PRE-SEASON DATA

100H	41	Alexia FORTENBERRY	SO	13.45w	(2.6)	5/9/14	0.225	0.05	0.27
------	----	--------------------	----	--------	-------	--------	-------	------	------

Team Total 0.27

183



UT Arlington

Sun Belt Conference

Event	Scrd As	Athlete	Yr	Scored Mark	Date	Pl. Pts.	Bonus	TOTAL
-------	---------	---------	----	-------------	------	----------	-------	-------

Scored bests come from PRE-SEASON DATA

800m	42	Ashly WRIGHT	SR	2:06.78		5/31/14	0.2	0.07	0.27
------	----	--------------	----	---------	--	---------	-----	------	------

Team Total 0.27

184



Georgia Tech

Atlantic Coast Conference

Event	Scrd As	Athlete	Yr	Scored Mark	Date	Pl. Pts.	Bonus	TOTAL
-------	---------	---------	----	-------------	------	----------	-------	-------

Scored bests come from CURRENT season

4x400	41	Hall, Taylor, Larbi, Pensock		3:44.67	3/19/15	0.225	0.00	0.23
-------	----	------------------------------	--	---------	---------	-------	------	------

Team Total 0.23

185



McNeese State

Southland Conference

Event	Scrd As	Athlete	Yr	Scored Mark	Date	Pl. Pts.	Bonus	TOTAL
-------	---------	---------	----	-------------	------	----------	-------	-------

Scored bests come from CURRENT season

4x100	48	Weeks, Epps, Moore, Johnson		46.09	3/20/15	0.05	0.00	0.05
-------	----	-----------------------------	--	-------	---------	------	------	------

PV	43	Nicole CASPER	JR	4.07m	13-4%	3/20/15	0.175	0.00	0.17
----	----	---------------	----	-------	-------	---------	-------	------	------

Team Total 0.22

"Scrd As", short for "Scored As", Standing used for place points portion of performance's score combining preseason data (when applied) to current season data

Numbers in BLACK are both the performance's actual NCAA rank AND "scored as" rank Numbers in RED indicate actual NCAA rank does not exist or is worse than "scored as" rank Numbers in BLUE indicate actual NCAA rank is better than "scored as" rank

USTFCCCA Non-Member

Non-Member Schools Will NOT be ranked, beginning Week 2



2015 Outdoor Track & Field, Preseason

Only those who score >0.01 pts are shown
D denotes multiple-event rule in affect

WOMEN

186



Rider

Metro Atlantic Athletic Conference

Event	Scrd As	Athlete	Yr	Scored Mark	Date	Pl. Pts.	Bonus	TOTAL
-------	---------	---------	----	-------------	------	----------	-------	-------

Scored bests come from PRE-SEASON DATA

► Steeple	41	Emily RITTER	SR	10:21.82	5/16/14	0.225	0.00	0.22
-----------	----	--------------	----	----------	---------	-------	------	------

Team Total 0.22

186



Saint Francis (Pa.)

Northeast Conference

Event	Scrd As	Athlete	Yr	Scored Mark	Date	Pl. Pts.	Bonus	TOTAL
-------	---------	---------	----	-------------	------	----------	-------	-------

Scored bests come from PRE-SEASON DATA

► HT	41	Emma O'HARA	SO	58.98m	193-6	4/24/14	0.225	0.00	0.22
------	----	-------------	----	--------	-------	---------	-------	------	------

Team Total 0.22

188



UC Santa Barbara

Big West Conference

Event	Scrd As	Athlete	Yr	Scored Mark	Date	Pl. Pts.	Bonus	TOTAL
-------	---------	---------	----	-------------	------	----------	-------	-------

Scored bests come from CURRENT season

► 4x400	44	Carney, Brauner, Armitage, Johnson		3:45.39	3/7/15	0.15	0.00	0.15
---------	----	---------------------------------------	--	---------	--------	------	------	------

Team Total 0.15

189



Georgia State

Sun Belt Conference

Event	Scrd As	Athlete	Yr	Scored Mark	Date	Pl. Pts.	Bonus	TOTAL
-------	---------	---------	----	-------------	------	----------	-------	-------

Scored bests come from PRE-SEASON DATA

► SP	45	Alysiah WHITTAKER	SO	15.70m	51-6½	4/26/14	0.125	0.00	0.13
------	----	-------------------	----	--------	-------	---------	-------	------	------

Team Total 0.13

190



High Point

Big South Conference

Event	Scrd As	Athlete	Yr	Scored Mark	Date	Pl. Pts.	Bonus	TOTAL
-------	---------	---------	----	-------------	------	----------	-------	-------

Scored bests come from CURRENT season

► JAV	46	Christine RICKERT	JR	48.13m	157-11	3/20/15	0.1	0.00	0.10
-------	----	-------------------	----	--------	--------	---------	-----	------	------

Team Total 0.10

191



Furman

Southern Conference


Event	Scrd As	Athlete	Yr	Scored Mark	Date	Pl. Pts.	Bonus	TOTAL
-------	---------	---------	----	-------------	------	----------	-------	-------

Scored bests come from PRE-SEASON DATA

► 10k	48	Sinead HAUGHEY	SR	34:32.57	5/9/14	0.05	0.00	0.05
-------	----	----------------	----	----------	--------	------	------	------

Team Total 0.05

191



Northern Colorado

Big Sky Conference

Event	Scrd As	Athlete	Yr	Scored Mark	Date	Pl. Pts.	Bonus	TOTAL
-------	---------	---------	----	-------------	------	----------	-------	-------

Scored bests come from PRE-SEASON DATA

► 400H	48	Amoni ASHBY	SR	59.19	5/3/14	0.05	0.00	0.05
--------	----	-------------	----	-------	--------	------	------	------

Team Total 0.05

193



Wyoming

Mountain West Conference

Event	Scrd As	Athlete	Yr	Scored Mark	Date	Pl. Pts.	Bonus	TOTAL
-------	---------	---------	----	-------------	------	----------	-------	-------

Scored bests come from PRE-SEASON DATA

► Steeple	49	Audra DESTEFANO	SO	10:24.03	5/3/14	0.025	0.00	0.03
-----------	----	-----------------	----	----------	--------	-------	------	------

Team Total 0.03

194



Central Connecticut State

Northeast Conference

Event	Scrd As	Athlete	Yr	Scored Mark	Date	Pl. Pts.	Bonus	TOTAL
-------	---------	---------	----	-------------	------	----------	-------	-------

Scored bests come from PRE-SEASON DATA

► HJ	49	Ronea SAUNDERS	SR	1.77m	5-9½	5/31/14	0.025	0.00	0.03
------	----	----------------	----	-------	------	---------	-------	------	------

Team Total 0.03

194



Grand Canyon

Western Athletic Conference

Event	Scrd As	Athlete	Yr	Scored Mark	Date	Pl. Pts.	Bonus	TOTAL
-------	---------	---------	----	-------------	------	----------	-------	-------

Scored bests come from CURRENT season

► LJ	49	Brianne KEE	SR	6.10m	20-¼ (0.2)	3/20/15	0.025	0.00	0.03
------	----	-------------	----	-------	------------	---------	-------	------	------

Team Total 0.03

"Scrd As", short for "Scored As", Standing used for place points portion of performance's score combining preseason data (when applied) to current season data

Numbers in BLACK are both the performance's actual NCAA rank AND "scored as" rank Numbers in RED indicate actual NCAA rank does not exist or is worse than "scored as" rank Numbers in BLUE indicate actual NCAA rank is better than "scored as" rank

USTFCCCA Non-Member

Non-Member Schools Will NOT be ranked, beginning Week 2



2015 Outdoor Track & Field, Preseason

Only those who score >0.01 pts are shown
 D denotes multiple-event rule in affect

WOMEN

194



San Jose State

Mountain West Conference

Event	Scrd As	Athlete	Yr	Scored Mark	Date	Pl. Pts.	Bonus	TOTAL
-------	---------	---------	----	-------------	------	----------	-------	-------

Scored bests come from CURRENT season

▶ HJ	49	Emma SUTHERLAND	SR	1.77m	5-9½	3/20/15	0.025	0.00	0.03
------	----	-----------------	----	-------	------	---------	-------	------	------

Team Total 0.03

194



Western Michigan

Mid-American Conference

Event	Scrd As	Athlete	Yr	Scored Mark	Date	Pl. Pts.	Bonus	TOTAL
-------	---------	---------	----	-------------	------	----------	-------	-------

Scored bests come from PRE-SEASON DATA

▶ HEPT	49	Kathryn PICKETT	SR	5,109	5/15/14	0.025	0.00	0.03
--------	----	-----------------	----	-------	---------	-------	------	------

Team Total 0.03

"Scrd As", short for "Scored As", Standing used for place points portion of performance's score combining preseason data (when applied) to current season data

Numbers in BLACK are both the performance's actual NCAA rank AND "scored as" rank Numbers in RED indicate actual NCAA rank does not exist or is worse than "scored as" rank Numbers in BLUE indicate actual NCAA rank is better than "scored as" rank

USTFCCCA Non-Member

Non-Member Schools Will NOT be ranked, beginning Week 2