



2016 Indoor Track & Field, Week #5

Only those who score >0.01 pts are shown
D denotes multiple-event rule in affect

MEN

1



Arkansas

Southeastern Conference

unch

Event	Scrd As	Athlete	Yr	Scored Mark	Date	Pl. Pts.	Bonus	TOTAL
Scored bests come from CURRENT season								
▶ 60m	6	Jarrion LAWSON	SR	6.62	1/29/16	10	0.80	10.80
▶ 60m	10	Kenzo COTTON	SO	6.64	1/15/16	6	0.63	6.63
▶ 200m	10	Kenzo COTTON	SO	20.78	1/29/16	6	0.75	6.75
▶ 200m	31	Roy EJAKUEKWU	FR	21.17	2/19/16	0.04	0.08	0.12
▶ 200m	37	Obi IGBOKWE	FR	21.20	1/15/16		0.04	0.04
▶ 400m	1	Marqueze WASHINGTON	SR	45.72	2/19/16	20	2.06	22.06
▶ 400m	15	Obi IGBOKWE	FR	46.64	2/19/16	1.5	0.47	1.97
▶ 400m	23	Jamarco STEPHEN	SO	46.75	2/12/16	0.4	0.34	0.74
▶ 800m	9	Carlton ORANGE	FR	1:47.38	1/29/16	7	0.96	7.96
▶ 800m	20	Ryan THOMAS	SR	1:48.10	2/19/16	0.7	0.36	1.06
▶ 3000m	23	Alex GEORGE	SO	7:55.51 OT	2/12/16	0.4	0.20	0.60
▶ 5000m	10	Gabe GONZALES	SR	13:45.98 OT	2/12/16	6	0.68	6.68
▶ H60m	23	Davon ANDERSON	SO	7.81	2/19/16	0.4	0.16	0.56
▶ 4x400	4	Igbokwe, Washington, Stephen, Lawson		3:05.35	2/12/16	14	1.98	15.98
▶ HJ	8	Ken LEGASSEY	JR	2.19m 7-2¼	2/12/16	8	0.65	8.65
▶ LJ	1	Jarrion LAWSON	SR	8.17m 26-9¾	1/29/16	20	3.58	23.58
▶ LJ	30	Kurt JENNER	JR	7.57m 24-10	1/15/16	0.05	0.00	0.05
▶ TJ	4	Clive PULLEN	JR	16.54m 54-3¾	2/12/16	14	1.85	15.85
Team Total								130.10

2



Oregon

Mountain Pacific Sports Federation

▲ 4

Event	Scrd As	Athlete	Yr	Scored Mark	Date	Pl. Pts.	Bonus	TOTAL
Scored bests come from CURRENT season								
▶ 400m	15	Marcus CHAMBERS	JR	46.64cA 46.53	2/12/16	1.5	0.47	1.97
▶ Mile	1	Blake HANEY	SO	3:56.36	2/20/16	20	1.37	21.37
▶ Mile	6	Edward CHESEREK	JR	3:57.38	1/29/16	D 10	0.98	2.98
▶ Mile	12	Sam PRAKEL	JR	3:57.95 OT	2/12/16	4	0.77	4.77
▶ 3000m	1	Edward CHESEREK	JR	7:40.51	2/20/16	20	2.83	22.83
▶ 5000m	1	Edward CHESEREK	JR	13:35.86 OT	2/12/16	20	1.84	21.84
▶ 5000m	12	Jake LEINGANG	SO	13:46.41 OT	2/12/16	4	0.65	4.65
▶ H60m	11	Devon ALLEN	SO	7.74	1/29/16	5	0.79	5.79
▶ DMR	13	Haney, Thiel, Franzmair, Cheserek		9:30.95	1/29/16	0.9	0.78	1.68
▶ LJ	13	Travonn WHITE	SO	7.73m 25-4½	2/12/16	3	0.37	3.37
▶ LJ	19	Nate MOORE	SO	7.67m 25-2	2/12/16	0.8	0.20	1.00
▶ TJ	10	Nate MOORE	SO	16.14m 52-11½	2/12/16	6	0.65	6.65
▶ WT	5	Greg SKIPPER	SR	22.09m 72-5¾	2/12/16	12	1.20	13.20
Scored bests come from PRE-SEASON DATA								
▶ HEPT	24	Mitch MODIN	JR	5,543	2/27/15	0.3	0.00	0.30
Team Total								112.39

"Scrd As", short for "Scored As", Standing used for place points portion of performance's score combining preseason data (when applied) to current season data

Numbers in BLACK are both the performance's actual NCAA rank AND "scored as" rank Numbers in RED indicate actual NCAA rank does not exist or is worse than "scored as" rank Numbers in BLUE indicate actual NCAA rank is better than "scored as" rank

USTFCCCA Non-Member

Non-Member Schools Will NOT be ranked, beginning Week 2



USTFCCCA NCAA Division I National Team Computer Rankings

2016 Indoor Track & Field, Week #5

as of 2/22/2016 8:08:55 AM

Only those who score >0.01 pts are shown
D denotes multiple-event rule in affect

MEN

3



LSU

Southeastern Conference

▲ 1

Event	Scrd As	Athlete	Yr	Scored Mark	Date	Pl. Pts.	Bonus	TOTAL
Scored bests come from CURRENT season								
60m	14	Nethaneel MITCHELL-BLAKE	JR	6.65	2/19/16	2	0.54	2.54
60m	17	Donte JACKSON	FR	6.66	2/19/16	1	0.45	1.45
60m	24	Tremayne ACY	JR	6.69	1/16/16	0.3	0.19	0.49
200m	2	Nethaneel MITCHELL-BLAKE	JR	20.57	1/22/16	18	1.60	19.60
200m	20	Jaron FLOURNOY	FR	21.09	2/12/16	0.7	0.19	0.89
200m	23	Michael CHERRY	JR	21.13	1/22/16	0.4	0.13	0.53
200m	41	Tinashe MUTANGA	JR	21.21	2/12/16		0.03	0.03
400m	2	Michael CHERRY	JR	45.78	1/29/16	18	1.96	19.96
400m	10	Cyril GRAYSON	SR	46.51 OT	2/20/16	6	0.67	6.67
400m	23	Fitzroy DUNKLEY	SR	46.75	1/29/16	0.4	0.34	0.74
400m	30	Lamar BRUTON	JR	46.87	1/29/16	0.05	0.21	0.26
800m	16	Blair HENDERSON	JR	1:47.85 OT	2/12/16	1.25	0.54	1.79
H60m	2	Jordan MOORE	JR	7.69	1/22/16	18	1.44	19.44
4x400	2	Grayson, Bruton, Cherry, Dunkley		3:04.46	1/29/16	18	2.57	20.57
DMR	23	Henderson, Grayson, Wilkes, Braxton		9:35.90 OT	2/20/16	0	0.03	0.03
TJ	30	Jonathan PITT	JR	15.73m 51-7½	1/29/16	0.05	0.00	0.05
WT	13	Johnnie JACKSON	JR	21.48m 70-5½	2/19/16	3	0.42	3.42
WT	29	David COLLINS	SR	20.63m 67-8½	1/29/16	0.075	0.00	0.08
Team Total								98.54

4



Tennessee

Southeastern Conference

▼ 2

Event	Scrd As	Athlete	Yr	Scored Mark	Date	Pl. Pts.	Bonus	TOTAL
Scored bests come from CURRENT season								
60m	1	Christian COLEMAN	SO	6.54	2/5/16	20	1.86	21.86
200m	5	Christian COLEMAN	SO	20.59	2/12/16	12	1.52	13.52
400m	4	Nathan STROTHER	SO	46.25	2/12/16	14	1.12	15.12
4x400	12	Cogdell, Coleman, Carter, Strother		3:07.83	2/5/16	1	0.57	1.57
PV	1	Jake BLANKENSHIP	SR	5.72m 18-9½	2/5/16	20	4.50	24.50
WT	2	Cameron BROWN	SR	22.86m 75-0	2/12/16	18	2.49	20.49
Team Total								97.07

5



Texas A&M

Southeastern Conference

▼ 2

Event	Scrd As	Athlete	Yr	Scored Mark	Date	Pl. Pts.	Bonus	TOTAL
Scored bests come from CURRENT season								
60m	24	Devin JENKINS	SR	6.69	2/5/16	0.3	0.19	0.49
200m	3	Devin JENKINS	SR	20.58	2/5/16	16	1.56	17.56
400m	8	Fred KERLEY	JR	46.48	1/29/16	8	0.72	8.72
800m	1	Donavan BRAZIER	FR	1:45.93	1/15/16	20	2.28	22.28
800m	18	Hector HERNANDEZ	SR	1:48.02	2/5/16	0.9	0.41	1.31
4x400	8	Grant, Hickey, Kerley, Age		3:06.73	2/12/16	6	1.07	7.07
DMR	22	Brazier, Grant, Hernandez, Villarreal		9:35.62	1/29/16	0	0.05	0.05
PV	6	Jacob WOOTEN	FR	5.46m 17-11	2/5/16	10	1.07	11.07
PV	13	Audie WYATT	SO	5.41m 17-9	1/23/16	3	0.60	3.60
PV	19	Chase WOLFLE	SR	5.31m 17-5	2/12/16	0.8	0.00	0.80
LJ	7	Will WILLIAMS	SO	7.85m 25-9½	1/23/16	9	0.95	9.95
TJ	23	Latario COLLIE	SR	15.93m 52-3½	1/29/16	0.4	0.16	0.56
TJ	32	Lathone COLLIE	SR	15.70m 51-6½	1/29/16	0.03	0.00	0.03
HEPT	19	Lindon VICTOR	JR	5,646	2/5/16	0.8	0.14	0.94
Team Total								84.44

6



Texas

Big 12 Conference

▼ 1

Event	Scrd As	Athlete	Yr	Scored Mark	Date	Pl. Pts.	Bonus	TOTAL
Scored bests come from CURRENT season								
60m	14	Senoj-Jay GIVANS	JR	6.65	1/15/16	2	0.54	2.54
200m	21	Aldrich BAILEY JR.	JR	21.11	1/15/16	0.6	0.16	0.76
200m	31	Zack BILDERBACK	SR	21.17	1/15/16	0.04	0.08	0.12
400m	5	Byron ROBINSON	JR	46.27	2/12/16	12	1.09	13.09
400m	20	Zack BILDERBACK	SR	46.73	1/22/16	0.7	0.37	1.07
400m	27	Aldrich BAILEY JR.	JR	46.78	2/12/16	0.125	0.31	0.43
4x400	1	Bilderback, Irvin, Robinson, Bailey Jr.		3:04.41	2/12/16	20	2.60	22.60
PV	8	Reese WATSON	SR	5.43m 17-9½	2/12/16	8	0.79	8.79
LJ	16	Steffin MCCARTER	FR	7.69m 25-2½	2/12/16	1.25	0.26	1.51
SP	1	Ryan CROUSER	SR	21.28m 69-9½	2/12/16	20	4.80	24.80
Scored bests come from PRE-SEASON DATA								
HEPT	9	Wolf MAHLER	JR	5,747	3/14/15	7	0.57	7.57
Team Total								83.27

"Scrd As", short for "Scored As", Standing used for place points portion of performance's score combining preseason data (when applied) to current season data

Numbers in BLACK are both the performance's actual NCAA rank AND "scored as" rank Numbers in RED indicate actual NCAA rank does not exist or is worse than "scored as" rank Numbers in BLUE indicate actual NCAA rank is better than "scored as" rank

USTFCCCA Non-Member

Non-Member Schools Will NOT be ranked, beginning Week 2



2016 Indoor Track & Field, Week #5

Only those who score >0.01 pts are shown
D denotes multiple-event rule in affect

MEN

7



Texas Tech

Big 12 Conference

unch

Event	Scrd As	Athlete	Yr	Scored Mark	Date	Pl. Pts.	Bonus	TOTAL
Scored bests come from CURRENT season								
400m	9	Joseph RICHARDS III	SR	46.49	2/12/16	7	0.70	7.70
400m	12	Kyle COLLINS	JR	46.54cA 46.43	2/5/16	4	0.62	4.62
400m	31	Steven CHAMPLIN	SO	46.88	2/12/16	0.04	0.19	0.23
800m	27	Charles JONES	SO	1:48.79	2/12/16	0.125	0.06	0.18
H60m	14	Chris CALDWELL	SR	7.75	1/15/16	2	0.66	2.66
4x400	3	Champlin, Richards III, Jones, Collins		3:04.98	2/12/16	16	2.22	18.22
HJ	1	Bradley ADKINS	SR	2.29m 7-6	2/12/16	20	3.30	23.30
HJ	8	Trey CULVER	SO	2.19m 7-2½	2/12/16	8	0.65	8.65
PV	10	Kyle THOMPSON	SR	5.42m 17-9¼	2/19/16	6	0.70	6.70
PV	19	Brandon BRAY	FR	5.31m 17-5	1/23/16	0.8	0.00	0.80
Team Total								73.06

8



Georgia

Southeastern Conference

unch

Event	Scrd As	Athlete	Yr	Scored Mark	Date	Pl. Pts.	Bonus	TOTAL
Scored bests come from CURRENT season								
800m	21	Kisean SMITH	SR	1:48.35 OT	1/22/16	0.6	0.22	0.82
H60m	30	Devon WILLIAMS	JR	7.85	1/29/16	0.05	0.00	0.05
4x400	15	Evans, White, Freeman, Jenkins		3:08.44 OT	2/12/16	0.7	0.31	1.01
LJ	30	Devon WILLIAMS	JR	7.57m 24-10	1/29/16	0.05	0.00	0.05
SP	5	Ashinia MILLER	SR	19.85m 65-1½	1/29/16	12	1.44	13.44
SP	11	Denzel COMENENTIA	FR	19.20m 63-0	1/22/16	5	0.39	5.39
WT	33	Alex POURSANIDIS	JR	20.44m 67-¾	2/12/16	0.02	0.00	0.02
HEPT	14	Karl SALURI	SO	5,686	1/29/16	2	0.28	2.28
Scored bests come from PRE-SEASON DATA								
HEPT	2	Garrett SCANTLING	SR	6,068	3/14/15	18	3.36	21.36
HEPT	6	Maicel UIBO	SR	5,909	2/27/15	10	1.71	11.71
HEPT	7	Devon WILLIAMS	JR	5,835	3/14/15	9	1.19	10.19
Team Total								66.31

9



Southern California

Mountain Pacific Sports Federation

unch

Event	Scrd As	Athlete	Yr	Scored Mark	Date	Pl. Pts.	Bonus	TOTAL
Scored bests come from CURRENT season								
200m	42	Zyair CLEMES	FR	21.22	1/22/16		0.02	0.02
400m	17	Ricky MORGAN	SO	46.68	1/22/16	1	0.42	1.42
HJ	2	Randall CUNNINGHAM	SO	2.26m 7-5	1/22/16	18	2.39	20.39
LJ	7	Eric SLOAN	JR	7.85m 25-9¼	1/22/16	9	0.95	9.95
LJ	28	Adoree JACKSON	SO	7.58m 24-10½	2/12/16	0.1	0.00	0.10
TJ	1	Eric SLOAN	JR	17.03m 55-10½	2/12/16	20	3.90	23.90
SP	9	Nicholas PONZIO	SO	19.43m 63-9	1/16/16	7	0.71	7.71
Team Total								63.50

10



Florida

Southeastern Conference

unch

Event	Scrd As	Athlete	Yr	Scored Mark	Date	Pl. Pts.	Bonus	TOTAL
Scored bests come from CURRENT season								
60m	8	Arman HALL	SR	6.63	1/22/16	8	0.72	8.72
60m	10	Ryan CLARK	FR	6.64	2/12/16	6	0.63	6.63
200m	14	Ryan CLARK	FR	20.93	2/12/16	2	0.40	2.40
400m	17	Kunle FASASI	FR	46.68	1/29/16	1	0.42	1.42
400m	19	Eric FUTCH	JR	46.69	2/12/16	0.8	0.41	1.21
800m	10	Andres ARROYO	JR	1:47.43 OT	1/22/16	6	0.91	6.91
800m	26	Ryan SCHNULLE	SR	1:48.72 OT	1/22/16	0.15	0.08	0.23
5000m	27	Jimmy CLARK	SR	13:53.34 OT	2/12/16	0.125	0.13	0.25
H60m	16	Yanick HART	JR	7.77	2/12/16	1.25	0.41	1.66
4x400	5	Glass, Clark, Fasasi, Hall		3:05.57 OT	1/22/16	12	1.83	13.83
LJ	4	KeAndre BATES	SO	7.93m 26-¾	1/29/16	14	1.50	15.50
TJ	28	KeAndre BATES	SO	15.79m 51-9¼	2/12/16	0.1	0.00	0.10
Team Total								58.87

"Scrd As", short for "Scored As", Standing used for place points portion of performance's score combining preseason data (when applied) to current season data

Numbers in BLACK are both the performance's actual NCAA rank AND "scored as" rank Numbers in RED indicate actual NCAA rank does not exist or is worse than "scored as" rank Numbers in BLUE indicate actual NCAA rank is better than "scored as" rank

USTFCCCA Non-Member

Non-Member Schools Will NOT be ranked, beginning Week 2



USTFCCCA NCAA Division I National Team Computer Rankings

as of 2/22/2016 8:08:55 AM

2016 Indoor Track & Field, Week #5

Only those who score >0.01 pts are shown
D denotes multiple-event rule in affect

MEN

11



Virginia Tech

Atlantic Coast Conference

▲ 1

Event	Scrd As	Athlete	Yr	Scored Mark	Date	Pl. Pts.	Bonus	TOTAL
Scored bests come from CURRENT season								
Mile	26	Neil GOURLEY	SO	3:59.58	2/5/16	0.15	0.18	0.33
3000m	24	Thomas CURTIN	SR	7:55.73	2/5/16	0.3	0.19	0.49
5000m	2	Thomas CURTIN	SR	13:37.10 OT	2/12/16	18	1.70	19.70
DMR	11			9:30.65cf 9:38.40	2/20/16	2	0.84	2.84
PV	2	Torben LAIDIG	SO	5.62m	18-5½	18	3.10	21.10
PV	6	Deakin VOLZ	FR	5.46m	17-11	10	1.07	11.07
WT	16	Tomas KRULIAK	SR	21.18m	69-6	1.25	0.20	1.45
Team Total								56.98

12



Washington

Mountain Pacific Sports Federation

▲ 7

Event	Scrd As	Athlete	Yr	Scored Mark	Date	Pl. Pts.	Bonus	TOTAL
Scored bests come from CURRENT season								
800m	17	Izaic YORKS	SR	1:47.89 OT	1/29/16	1	0.50	1.50
Mile	29	Colby GILBERT	SO	3:59.84 OT	1/29/16	0.075	0.11	0.19
3000m	7	Izaic YORKS	SR	7:50.20 OT	2/12/16	9	1.03	10.03
3000m	10	Colby GILBERT	SO	7:50.96 OT	2/12/16	6	0.89	6.89
5000m	17	Aaron NELSON	SR	13:48.41 OT	2/12/16	1	0.50	1.50
H60m	26	Chris WILLIAMS	SR	7.82	2/12/16	0.15	0.12	0.27
DMR	2	Nelson, Spano, Yorks, Gilbert		9:27.19 OT	2/20/16	18	1.53	19.53
PV	4	Jax THOIRS	SR	5.48m	17-11½	14	1.26	15.26
Team Total								55.17

13



Southeastern Louisiana

Southland Conference

unch

Event	Scrd As	Athlete	Yr	Scored Mark	Date	Pl. Pts.	Bonus	TOTAL
Scored bests come from CURRENT season								
400m	6	Dontrell LYONS	JR	46.43ca 46.32	1/22/16	10	0.81	10.81
4x400	16	Lyons, Bowleg, Colebrook, Riley		3:08.97	2/15/16	0.6	0.16	0.76
PV	5	Devin KING	SO	5.47m	17-11½	12	1.17	13.17
LJ	5	Steven BARZE	JR	7.92m	26-0	12	1.42	13.42
WT	4	Alexander YOUNG	SR	22.58m	74-1	14	1.90	15.90
WT	21	Jonathan KINCHEN	SR	20.95m	68-9	0.6	0.03	0.63
Team Total								54.69

14



Syracuse

Atlantic Coast Conference

▼ 3

Event	Scrd As	Athlete	Yr	Scored Mark	Date	Pl. Pts.	Bonus	TOTAL	
Scored bests come from CURRENT season									
► Mile	2	Justyn KNIGHT	FR	3:56.87	1/29/16	18	1.18	19.18	
► Mile	19	Joel HUBBARD	JR	3:58.43	2/12/16	0.8	0.58	1.38	
► Mile	21	Adam PALAMAR	JR	3:58.55	1/29/16	0.6	0.54	1.14	
► 3000m	3	Justyn KNIGHT	FR	7:48.71 OT	2/12/16	D	16	1.30	3.30
► 3000m	20	Colin BENNIE	SO	7:54.39	1/29/16	0.7	0.33	1.03	0.33
► 5000m	4	Colin BENNIE	SO	13:38.81 OT	2/12/16	14	1.50	15.50	1.50
► H60m	7	Freddie III CRITTENDEN	JR	7.71	1/15/16	9	1.18	10.18	1.18
► HJ	26	Jabari BUTLER	SR	2.15m 7-½	1/29/16	0.15	0.02	0.17	0.17
Team Total								51.87	

15



Purdue

Big Ten Conference

▲ 7

Event	Scrd As	Athlete	Yr	Scored Mark	Date	Pl. Pts.	Bonus	TOTAL
Scored bests come from CURRENT season								
200m	37	Kyle WEBB	JR	21.20cf 21.58	1/8/16	0.04		0.04
4x400	10	Parks, Webb, Rolle, McLaren		3:07.04 OT	2/20/16	4	0.91	4.91
LJ	28	Anaquan PETERSON	JR	7.58m 24-10½	1/8/16	0.1	0.00	0.10
TJ	8	Anaquan PETERSON	JR	16.16m 53-¼	2/20/16	8	0.71	8.71
SP	6	Chuk ENEKWECHI	SR	19.79m 64-11½	2/5/16	10	1.33	11.33
WT	1	Chuk ENEKWECHI	SR	23.89m 78-4½	2/13/16	20	4.68	24.68
Team Total								49.78

16



Oklahoma State

Big 12 Conference

▲ 8

Event	Scrd As	Athlete	Yr	Scored Mark	Date	Pl. Pts.	Bonus	TOTAL
Scored bests come from CURRENT season								
60m	1	John TEETERS	JR	6.54	1/29/16	20	1.86	21.86
Mile	16	Joshua THOMPSON	SO	3:58.33 OT	2/12/16	1.25	0.62	1.87
Mile	25	Matthew FAYERS	JR	3:59.25 OT	2/12/16	0.2	0.28	0.48
3000m	17	Vegard OELSTAD	SR	7:54.14 OT	2/12/16	1	0.36	1.36
3000m	25	Chad NOELLE	SR	7:56.06 OT	2/12/16	0.2	0.17	0.37
DMR	1	Noelle, Singleton, Kinnaird, Thompson		9:26.60 OT	2/20/16	20	1.65	21.65
Team Total								47.58

"Scrd As", short for "Scored As", Standing used for place points portion of performance's score combining preseason data (when applied) to current season data

Numbers in BLACK are both the performance's actual NCAA rank AND "scored as" rank Numbers in RED indicate actual NCAA rank does not exist or is worse than "scored as" rank Numbers in BLUE indicate actual NCAA rank is better than "scored as" rank

USTFCCCA Non-Member

Non-Member Schools Will NOT be ranked, beginning Week 2



USTFCCCA NCAA Division I National Team Computer Rankings

as of 2/22/2016 8:08:55 AM

2016 Indoor Track & Field, Week #5

Only those who score >0.01 pts are shown
D denotes multiple-event rule in affect

MEN

17



Penn State

Big Ten Conference

▼ 3

Event	Scrd As	Athlete	Yr	Scored Mark	Date	Pl. Pts.	Bonus	TOTAL
Scored bests come from CURRENT season								
▶ 60m	22	Xavier SMITH	SO	6.68	1/29/16	0.5	0.28	0.78
▶ 200m	17	Malik MOFFETT	SO	21.02	1/29/16	1	0.28	1.28
▶ 800m	5	Brannon KIDDER	SR	1:47.01	1/29/16	12	1.29	13.29
▶ 800m	7	Isaiah HARRIS	FR	1:47.31	2/5/16	9	1.02	10.02
▶ 4x400	18	Shisler, Reiser, Smith, Harris		3:09.01	1/16/16	0.4	0.15	0.55
▶ DMR	3	Makins, Shisler, Harris, Kidder		9:27.20	1/29/16	16	1.53	17.53
▶ HJ	16	Chisom IFEDI	FR	2.17m	7-1½	1.25	0.24	1.49
Scored bests come from PRE-SEASON DATA								
▶ HEPT	28	Robert CARDINA	RS15	5,511	2/28/14	0.1	0.00	0.10
Team Total								45.05

18



NC State

Atlantic Coast Conference

unch

Event	Scrd As	Athlete	Yr	Scored Mark		Date	Pl. Pts.	Bonus	TOTAL
Scored bests come from CURRENT season									
▶ Mile	24	Graham CRAWFORD	SR	3:59.20cf	4:02.25	2/20/16	0.3	0.30	0.60
▶ 3000m	5	Luis VARGAS	SR	7:48.81cf	7:54.26	1/29/16	12	1.28	13.28
▶ 5000m	14	Luis VARGAS	SR	13:47.00 OT		2/12/16	2	0.61	2.61
▶ DMR	15	Simon, Patterson, Hall, Vargas		9:31.26cf	9:39.01	2/20/16	0.7	0.72	1.42
▶ LJ	1	Jonathan ADDISON	SR	8.17m	26-9½	2/5/16	20	3.58	23.58
▶ WT	24	Josh DAVIS	SO	20.88m	68-6	2/5/16	0.3	0.00	0.30
Team Total									41.78

19



Stanford

Mountain Pacific Sports Federation

▼ 3

Event	Scrd As	Athlete	Yr	Scored Mark		Date	Pl. Pts.	Bonus	TOTAL
Scored bests come from CURRENT season									
▶ 3000m	4	Sean MCGORTY	SO	7:48.79	OT	2/12/16	14	1.28	15.28
▶ 5000m	21	Collin LEIBOLD	SR	13:50.04	OT	2/12/16	0.6	0.37	0.97
▶ DMR	4	Coyle, Shumway, Brinkley, McGorty		9:27.27		1/29/16	14	1.52	15.52
▶ HJ	26	Dartis WILLIS	SR	2.15m	7-½	1/16/16	0.15	0.02	0.17
▶ PV	29	Harrison WILLIAMS	SO	5.27m	17-3½	2/12/16	0.075	0.00	0.08
▶ PV	29	Dylan DUVIO	JR	5.27m	17-3½	2/12/16	0.075	0.00	0.08
▶ PV	29	Garrett STARKEY	JR	5.27m	17-3½	2/12/16	0.075	0.00	0.08
▶ TJ	11	Darian BROOKS	SR	16.08m	52-9½	1/16/16	5	0.48	5.48
▶ TJ	33	Jaak UUDMAE	SO	15.69m	51-5½	1/16/16	0.02	0.00	0.02
▶ HEPT	13	Harrison WILLIAMS	SO	5,690		1/29/16	3	0.29	3.29
Team Total									40.96

20



Tulsa

American Athletic Conference

▲ 1

Event	Scrd As	Athlete	Yr	Scored Mark	Date	Pl. Pts.	Bonus	TOTAL
Scored bests come from CURRENT season								
▶ 60m	6	Bryce ROBINSON	SR	6.62	1/22/16	10	0.80	10.80
▶ 200m	7	Bryce ROBINSON	SR	20.63	2/5/16	9	1.36	10.36
▶ 5000m	3	Marc SCOTT	JR	13:37.34 OT	2/12/16	16	1.67	17.67
Team Total								38.83

21



Air Force

Mountain West Conference

▲ 2

Event	Scrd As	Athlete	Yr	Scored Mark		Date	Pl. Pts.	Bonus	TOTAL
Scored bests come from CURRENT season									
▶ 200m	28	Jamie TRIMBLE	SO	21.15cA OT	21.03	1/21/16	0.1	0.11	0.21
▶ Mile	28	Patrick CORONA	SR	3:59.77cA OT	4:09.19	1/21/16	0.1	0.13	0.23
▶ Mile	34	Matt DORSEY	JR	4:00.30 OT		2/12/16	0.015	0.06	0.07
▶ 3000m	9	Patrick CORONA	SR	7:50.60 OT		2/12/16	7	0.95	7.95
▶ DMR	17	Dorsey, Koss, Caswell, Corona		9:32.19 OT		2/20/16	0.5	0.53	1.03
▶ HJ	8	Taylor SMITH	JR	2.19m	7-2½	2/12/16	8	0.65	8.65
▶ PV	3	Dylan BELL	SR	5.56m	18-2½	2/5/16	16	2.27	18.27
Team Total									36.41

"Scrd As", short for "Scored As", Standing used for place points portion of performance's score combining preseason data (when applied) to current season data

Numbers in BLACK are both the performance's actual NCAA rank AND "scored as" rank Numbers in RED indicate actual NCAA rank does not exist or is worse than "scored as" rank Numbers in BLUE indicate actual NCAA rank is better than "scored as" rank

USTFCCCA Non-Member

Non-Member Schools Will NOT be ranked, beginning Week 2



USTFCCCA NCAA Division I National Team Computer Rankings

as of 2/22/2016 8:08:56 AM

2016 Indoor Track & Field, Week #5

Only those who score >0.01 pts are shown
D denotes multiple-event rule in affect

MEN

22



TCU

Big 12 Conference

▼ 2

Event	Scrd As	Athlete	Yr	Scored Mark		Date	Pl. Pts.	Bonus	TOTAL
Scored bests come from CURRENT season									
▶ 60m	4	Ronnie BAKER	SR	6.58		2/12/16	14	1.32	15.32
▶ 200m	6	Sam WATTS	SR	20.60		2/12/16	10	1.48	11.48
▶ 200m	8	Ronnie BAKER	SR	20.67ca	20.60	1/30/16	8	1.19	9.19
▶ 4x400	21	McClanahan, Watts, Baker, Washington		3:09.43		2/5/16	0.1	0.06	0.16
▶ TJ	26	Scotty NEWTON	SO	15.81m	51-10½	2/12/16	0.15	0.00	0.15
Team Total									36.31

23



Virginia

Atlantic Coast Conference

▲ 13

Event	Scrd As	Athlete	Yr	Scored Mark		Date	Pl. Pts.	Bonus	TOTAL
Scored bests come from CURRENT season									
▶ Mile	22	Henry WYNNE	JR	3:58.74		1/29/16	0.5	0.47	0.97
▶ 3000m	16	Henry WYNNE	JR	7:53.89		2/12/16	1.25	0.39	1.64
▶ 3000m	19	Adam VISOKAY	JR	7:54.24		2/12/16	0.8	0.34	1.14
▶ 5000m	33	Zach HERRIOTT	JR	13:57.60		1/29/16	0.02	0.00	0.02
▶ DMR	7	Novak, Kiley, Hagen, Wynne		9:27.89cf	9:35.60	2/20/16	8	1.39	9.39
▶ SP	2	Filip MIHALJEVIC	SO	20.69m	67-10½	1/22/16	18	3.31	21.31
▶ SP	19	Oghenakpobo EFEKORO	FR	18.82m	61-9	2/5/16	0.8	0.06	0.86
Team Total									35.33

24



Southern Illinois

Missouri Valley Conference

▲ 5

Event	Scrd As	Athlete	Yr	Scored Mark		Date	Pl. Pts.	Bonus	TOTAL
Scored bests come from CURRENT season									
▶ HJ	5	Kyle LANDON	JR	2.24m	7-4½	1/15/16	12	1.79	13.79
▶ SP	7	Josh FREEMAN	SR	19.67m	64-6½	1/15/16	9	1.13	10.13
▶ WT	6	Bradley SAUER	SR	22.06m	72-4½	1/29/16	10	1.15	11.15
Team Total									35.07

25



Minnesota

Big Ten Conference

▲ 3

Event	Scrd As	Athlete	Yr	Scored Mark		Date	Pl. Pts.	Bonus	TOTAL
Scored bests come from CURRENT season									
▶ 800m	18	Goaner DENG	SR	1:48.02	OT	2/12/16	0.9	0.41	1.31
▶ HJ	26	Ryan LOCKARD	SO	2.15m	7-½	2/12/16	0.15	0.02	0.17
▶ HJ	26	Nick BACHINSKI	SO	2.15m	7-½	1/22/16	0.15	0.02	0.17
▶ SP	8	Luke JOHNSON	SR	19.48m	63-11	2/12/16	8	0.80	8.80
▶ WT	18	Gian FERRETTI	JR	21.10m	69-2½	2/12/16	0.9	0.14	1.04
Scored bests come from PRE-SEASON DATA									
▶ HEPT	1	Luca WIELAND	JR	6,070		3/14/15	20	3.38	23.38
Team Total									34.86

26



Kennesaw State

Atlantic Sun Conference

▲ 5

Event	Scrd As	Athlete	Yr	Scored Mark		Date	Pl. Pts.	Bonus	TOTAL
Scored bests come from CURRENT season									
▶ LJ	3	Bilal ABDULLAH	SR	7.98m	26-2½	1/16/16	16	1.94	17.94
Scored bests come from PRE-SEASON DATA									
▶ HEPT	4	Bilal ABDULLAH	SR	5,941		3/14/15	14	2.03	16.03
Team Total									33.97

27



Houston

American Athletic Conference

▼ 2

Event	Scrd As	Athlete	Yr	Scored Mark	Date	Pl. Pts.	Bonus	TOTAL
Scored bests come from CURRENT season								
▶ 60m	3	Cameron BURRELL	JR	6.55	1/15/16	16	1.72	17.72
▶ 60m	10	Leshon COLLINS	SR	6.64	1/15/16	6	0.63	6.63
▶ 60m	24	Mario BURKE	FR	6.69	2/12/16	0.3	0.19	0.49
▶ H60m	9	Marcus MCWILLIAMS	FR	7.72	2/12/16	7	1.05	8.05
▶ H60m	21	Isaac WILLIAMS	SR	7.79	2/19/16	0.6	0.25	0.85
▶ LJ	33	Cameron BURRELL	JR	7.56m	24-9% 1/29/16	0.02	0.00	0.02
Team Total								33.76

"Scrd As", short for "Scored As", Standing used for place points portion of performance's score combining preseason data (when applied) to current season data

Numbers in BLACK are both the performance's actual NCAA rank AND "scored as" rank Numbers in RED indicate actual NCAA rank does not exist or is worse than "scored as" rank Numbers in BLUE indicate actual NCAA rank is better than "scored as" rank

USTFCCCA Non-Member

Non-Member Schools Will NOT be ranked, beginning Week 2



USTFCCCA NCAA Division I National Team Computer Rankings

2016 Indoor Track & Field, Week #5

as of 2/22/2016 8:08:56 AM

Only those who score >0.01 pts are shown
D denotes multiple-event rule in affect

MEN

28



South Carolina

Southeastern Conference

▲ 2

Event	Scrd As	Athlete	Yr	Scored Mark	Date	Pl. Pts.	Bonus	TOTAL
Scored bests come from CURRENT season								
60m	29	Jr, David WINTERS	JR	6.70	1/15/16	0.075	0.12	0.19
200m	10	Jr, David WINTERS	JR	20.78	2/12/16	6	0.75	6.75
200m	13	Ncincillili TITI	SO	20.89	2/12/16	3	0.45	3.45
H60m	2	Dondre ECHOLS	SR	7.69	2/12/16	18	1.44	19.44
H60m	18	Isaiah MOORE	SO	7.78	2/19/16	0.9	0.33	1.23
SP	16	Josh AWOTUNDE	SO	18.97m 62-3	2/12/16	1.25	0.19	1.44

Scored bests come from PRE-SEASON DATA

HEPT	34	Markus LEEMET	SR	5,459	2/27/15	0.015	0.00	0.01
------	----	---------------	----	-------	---------	-------	------	------

Team Total 32.51

29



Kent State

Mid-American Conference

▲ 32

Event	Scrd As	Athlete	Yr	Scored Mark	Date	Pl. Pts.	Bonus	TOTAL
Scored bests come from CURRENT season								
200m	23	William BARNES	SR	21.13 OT	2/5/16	0.4	0.13	0.53
H60m	1	William BARNES	SR	7.67	2/20/16	20	1.70	21.70
PV	32	Jesse OXLEY	SR	5.25m 17-2½	2/5/16	0.03	0.00	0.03
TJ	7	Donovan TOLBERT	SR	16.18m 53-1	1/22/16	9	0.77	9.77
SP	34	Michael KING	SR	18.40m 60-4½	2/20/16	0.015	0.00	0.01

Team Total 32.05

30



Georgetown

BIG EAST Conference

▼ 15

Event	Scrd As	Athlete	Yr	Scored Mark	Date	Pl. Pts.	Bonus	TOTAL
Scored bests come from CURRENT season								
800m	11	Joseph WHITE	SO	1:47.44	1/29/16	5	0.91	5.91
Mile	10	Ahmed BILE	SR	3:57.84	2/6/16	6	0.81	6.81
Mile	11	Cole WILLIAMS	SR	3:57.88	2/6/16	5	0.79	5.79
Mile	14	Amos BARTELSMEYER	JR	3:58.22	2/6/16	2	0.66	2.66
Mile	18	Michael LEDERHOUSE	JR	3:58.42	2/6/16	0.9	0.59	1.49
3000m	12	Ahmed BILE	SR	7:51.77	2/12/16	D	4	0.74
3000m	30	Amos BARTELSMEYER	JR	7:57.28	2/12/16	0.05	0.10	0.15
3000m	34	Michael LEDERHOUSE	JR	7:58.46	2/12/16	0.015	0.03	0.04
5000m	25	Jonathan GREEN	SO	13:52.36 OT	2/12/16	0.2	0.20	0.40
DMR	9	Bartelsmeyer, White, Williams, Bile		9:29.78	1/29/16	5	1.01	6.01

Team Total 32.00

31



UCLA

Mountain Pacific Sports Federation

▲ 6

Event	Scrd As	Athlete	Yr	Scored Mark	Date	Pl. Pts.	Bonus	TOTAL
Scored bests come from CURRENT season								
60m	29	Leon POWELL	SO	6.70	2/5/16	0.075	0.12	0.19
200m	31	Rai BENJAMIN	FR	21.17	1/29/16	0.04	0.08	0.12
Mile	31	Austin O'NEIL	SR	4:00.19 OT	2/12/16	0.04	0.07	0.11
DMR	8	Edman, Herrera, Hartle, O'Neil		9:29.61 OT	2/20/16	6	1.05	7.05
SP	3	Nicholas SCARVELIS	SR	20.36m 66-9½	1/16/16	16	2.48	18.48
SP	13	Brahme DAYS	SO	19.05m 62-6	2/12/16	3	0.26	3.26
SP	14	Dotun OGUNDEJI	FR	19.04m 62-5½	2/12/16	2	0.25	2.25
HEPT	22	Steele WASIK	SO	5,599	2/5/16	0.5	0.00	0.50

Team Total 31.96

"Scrd As", short for "Scored As", Standing used for place points portion of performance's score combining preseason data (when applied) to current season data

Numbers in BLACK are both the performance's actual NCAA rank AND "scored as" rank Numbers in RED indicate actual NCAA rank does not exist or is worse than "scored as" rank Numbers in BLUE indicate actual NCAA rank is better than "scored as" rank

USTFCCCA Non-Member

Non-Member Schools Will NOT be ranked, beginning Week 2



2016 Indoor Track & Field, Week #5

Only those who score >0.01 pts are shown
D denotes multiple-event rule in affect

MEN

32



Mississippi

Southeastern Conference

▼15

Event	Scrd As	Athlete	Yr	Scored Mark	Date	Pl. Pts.	Bonus	TOTAL
Scored bests come from CURRENT season								
800m	8	Ryan MANAHAN	JR	1:47.37	1/29/16	8	0.97	8.97
800m	14	Craig ENGELS	JR	1:47.75	1/29/16	2	0.63	2.63
Mile	31	Robert DOMANIC	JR	4:00.19	1/29/16	0.04	0.07	0.11
Mile	35	Ryan MANAHAN	JR	4:00.38 OT	2/12/16	0.01	0.05	0.06
3000m	21	Robert DOMANIC	JR	7:54.58 OT	2/12/16	0.6	0.30	0.90
3000m	37	Sean TOBIN	SO	7:58.75 OT	2/12/16		0.01	0.01
5000m	5	Ryan WALLING	SR	13:39.44 OT	2/12/16	12	1.42	13.42
5000m	23	Wes GALLAGHER	SR	13:51.06 OT	2/12/16	0.4	0.30	0.70
DMR	10	Domanic, Manahan, Engels, Tobin		9:30.48	1/29/16	4	0.87	4.87
HJ	26	Branden GREENE	JR	2.15m 7-½	1/22/16	0.15	0.02	0.17
WT	32	Dempsey MCGUIGAN	SO	20.46m 67-1½	2/5/16	0.03	0.00	0.03
WT	34	Kevin CONWAY	JR	20.43m 67-½	2/5/16	0.015	0.00	0.01
Team Total								31.88

33



Baylor

Big 12 Conference

▼7

Event	Scrd As	Athlete	Yr	Scored Mark	Date	Pl. Pts.	Bonus	TOTAL
Scored bests come from CURRENT season								
400m	11	George CADDICK	JR	46.52	2/5/16	5	0.65	5.65
400m	20	Wil LONDON	FR	46.73	2/12/16	0.7	0.37	1.07
H60m	21	Bryce GRACE	SR	7.79	1/22/16	0.6	0.25	0.85
H60m	30	Rhys PHILLIPS	JR	7.85	2/12/16	0.05	0.00	0.05
4x400	6	London, Gary, Moore, Caddick		3:05.90 OT	1/22/16	10	1.62	11.62
LJ	21	Felix OBI	SR	7.65m 25-1¼	2/5/16	0.6	0.14	0.74
TJ	6	Felix OBI	SR	16.36m 53-8¼	1/22/16	10	1.27	11.27
Team Total								31.24

34



Kansas State

Big 12 Conference

▼1

Event	Scrd As	Athlete	Yr	Scored Mark	Date	Pl. Pts.	Bonus	TOTAL
Scored bests come from CURRENT season								
200m	14	Terrell SMITH	SO	20.93	2/12/16	2	0.40	2.40
HJ	3	Christoff BRYAN	SO	2.25m 7-4½	2/12/16	16	2.09	18.09
HJ	14	Miles BEARDEN	JR	2.18m 7-1¼	12/12/15	2	0.44	2.44
HJ	16	NaTron GIPSON	SO	2.17m 7-1¼	1/15/16	1.25	0.24	1.49
LJ	12	Ifeanyichukwu OTUONYE	SR	7.75m 25-5¼	2/12/16	4	0.43	4.43
Team Total								28.86

35



Akron

Mid-American Conference

▼1

Event	Scrd As	Athlete	Yr	Scored Mark	Date	Pl. Pts.	Bonus	TOTAL
Scored bests come from CURRENT season								
800m	2	Clayton MURPHY	JR	1:46.13 OT	2/12/16	18	2.09	20.09
Mile	5	Clayton MURPHY	JR	3:57.11 OT	2/5/16	D 12	1.08	3.08
HJ	26	Cody STINE	FR	2.15m 7-½	1/29/16	0.15	0.02	0.17
HJ	26	Curtis RICHARDSON	FR	2.15m 7-½	1/29/16	0.15	0.02	0.17
PV	24	Matthew ROWLAND	JR	5.30m 17-4½	1/22/16	0.3	0.00	0.30
LJ	23	Terrell MCCLAIN	SO	7.62m 25-0	2/19/16	0.4	0.05	0.45
TJ	17	Michael OHIEMBOR	JR	15.98m 52-5¼	1/22/16	1	0.23	1.23
HEPT	15	Alex MCCUNE	SR	5,681 OT	2/5/16	1.5	0.26	1.76
HEPT	25	Quentin CIESLINSKI	SR	5,536 OT	2/5/16	0.2	0.00	0.20
Team Total								27.45

36



Eastern Michigan

Mid-American Conference

▼4

Event	Scrd As	Athlete	Yr	Scored Mark	Date	Pl. Pts.	Bonus	TOTAL
Scored bests come from CURRENT season								
400m	7	Tyler BROWN	JR	46.45 OT	2/12/16	9	0.77	9.77
3000m	8	Willy FINK	JR	7:50.57cf 7:56.04	1/29/16	8	0.96	8.96
5000m	32	Willy FINK	JR	13:56.66 OT	12/4/15	0.03	0.00	0.03
WT	9	Anthony JONES	SR	21.84m 71-8	2/12/16	7	0.83	7.83
Scored bests come from PRE-SEASON DATA								
HEPT	33	Solomon IJAH	SR	5,469	2/27/15	0.02	0.00	0.02
Team Total								26.62

"Scrd As", short for "Scored As", Standing used for place points portion of performance's score combining preseason data (when applied) to current season data

Numbers in BLACK are both the performance's actual NCAA rank AND "scored as" rank Numbers in RED indicate actual NCAA rank does not exist or is worse than "scored as" rank Numbers in BLUE indicate actual NCAA rank is better than "scored as" rank

USTFCCCA Non-Member

Non-Member Schools Will NOT be ranked, beginning Week 2



2016 Indoor Track & Field, Week #5

Only those who score >0.01 pts are shown
D denotes multiple-event rule in affect

MEN

37



Mississippi State

Independent (DI)

▲ 59

Event	Scrd As	Athlete	Yr	Scored Mark	Date	Pl. Pts.	Bonus	TOTAL
Scored bests come from CURRENT season								
400m	3	Alfred LARRY	SR	46.13 OT	2/20/16	16	1.33	17.33
4x400	7	Waters, Larry, McBride, Taylor		3:06.69 OT	2/20/16	8	1.10	9.10
HJ	26	Seth PEACE	SR	2.15m 7-½	2/5/16	0.15	0.02	0.17
Team Total								26.60

38



Youngstown State

Horizon League

▲ 37

Event	Scrd As	Athlete	Yr	Scored Mark	Date	Pl. Pts.	Bonus	TOTAL
Scored bests come from CURRENT season								
H60m	2	Chad ZALLOW	FR	7.69	2/19/16	18	1.44	19.44
WT	10	Conner NEU	SR	21.78m 71-5½	2/19/16	6	0.75	6.75
Team Total								26.19

39



Oral Roberts

The Summit League

▲ 6

Event	Scrd As	Athlete	Yr	Scored Mark	Date	Pl. Pts.	Bonus	TOTAL
Scored bests come from CURRENT season								
H60m	2	Israel NELSON	FR	7.69	1/29/16	18	1.44	19.44
PV	10	Justin ESTALA	JR	5.42m 17-9½	2/19/16	6	0.70	6.70
Team Total								26.14

40



Oklahoma

Big 12 Conference

▲ 7

Event	Scrd As	Athlete	Yr	Scored Mark	Date	Pl. Pts.	Bonus	TOTAL
Scored bests come from CURRENT season								
60m	29	Traveyon ARMSTRONG	JR	6.70	1/16/16	0.075	0.12	0.19
Mile	8	Jacob BURCHAM	JR	3:57.46 OT	2/12/16	8	0.95	8.95
DMR	6	Eke, Armstrong, Goldberg, Burcham		9:27.70 OT	2/20/16	10	1.43	11.43
TJ	13	Hayden MCCLAIN	SO	16.07m 52-8½	2/12/16	3	0.46	3.46
SP	21	Chase SAMMONS	SR	18.77m 61-7	1/29/16	0.6	0.02	0.62
HEPT	16	Thomas CHEVAL	SO	5,671	1/29/16	1.25	0.23	1.48
Team Total								26.12

41



Wisconsin

Big Ten Conference

▼ 6

Event	Scrd As	Athlete	Yr	Scored Mark	Date	Pl. Pts.	Bonus	TOTAL
Scored bests come from CURRENT season								
60m	24	Lorenzo LARRY	JR	6.69	2/12/16	0.3	0.19	0.49
Mile	9	Morgan MCDONALD	SO	3:57.83	2/5/16	7	0.81	7.81
3000m	13	Morgan MCDONALD	SO	7:52.09 OT	2/12/16	D 3	0.68	2.68
PV	24	Zach ZIEMEK	SR	5.30m 17-4½	1/29/16	0.3	0.00	0.30
SP	26	Riley BUDDE	SO	18.57m 60-11½	2/19/16	0.15	0.00	0.15
Scored bests come from PRE-SEASON DATA								
HEPT	5	Zach ZIEMEK	RS15	5,913	3/15/14	12	1.74	13.74
Team Total								25.18

42



BYU

Mountain Pacific Sports Federation

▼ 3

Event	Scrd As	Athlete	Yr	Scored Mark	Date	Pl. Pts.	Bonus	TOTAL
Scored bests come from CURRENT season								
800m	4	Shaquille WALKER	JR	1:46.97 OT	1/29/16	14	1.33	15.33
HJ	8	Zachary BLACKHAM	SR	2.19m 7-2½	1/21/16	8	0.65	8.65
LJ	27	John GLAZIER	SO	7.59m 24-11	1/7/16	0.125	0.00	0.13
SP	23	Zachary STETLER	JR	18.66m 61-2½	2/12/16	0.4	0.00	0.40
HEPT	23	Kevin NIELSEN	SO	5,549 OT	1/7/16	0.4	0.00	0.40
Team Total								24.90

43



Alabama

Southeastern Conference

▼ 5

Event	Scrd As	Athlete	Yr	Scored Mark	Date	Pl. Pts.	Bonus	TOTAL
Scored bests come from CURRENT season								
200m	23	Matthew LIKELY	FR	21.13	2/12/16	0.4	0.13	0.53
H60m	23	Angelo GOSS	JR	7.81	1/29/16	0.4	0.16	0.56
HJ	14	Justin FONDREN	SR	2.18m 7-1½	1/29/16	2	0.44	2.44
TJ	2	Jeremiah GREEN	JR	16.68m 54-8½	2/12/16	18	2.43	20.43
SP	23	Kyle FELPEL	JR	18.66m 61-2½	2/13/16	0.4	0.00	0.40
WT	25	Daniel HAUGH	SO	20.86m 68-5½	1/22/16	0.2	0.00	0.20
Team Total								24.57

"Scrd As", short for "Scored As", Standing used for place points portion of performance's score combining preseason data (when applied) to current season data

Numbers in BLACK are both the performance's actual NCAA rank AND "scored as" rank Numbers in RED indicate actual NCAA rank does not exist or is worse than "scored as" rank Numbers in BLUE indicate actual NCAA rank is better than "scored as" rank

USTFCCCA Non-Member

Non-Member Schools Will NOT be ranked, beginning Week 2



2016 Indoor Track & Field, Week #5

Only those who score >0.01 pts are shown
D denotes multiple-event rule in affect

MEN

44



LIU Brooklyn

Northeast Conference

▼ 1

Event	Scrd As	Athlete	Yr	Scored Mark	Date	Pl. Pts.	Bonus	TOTAL	
Scored bests come from CURRENT season									
▶ 200m	1	Brendon RODNEY	SR	20.46	2/19/16	20	2.06	22.06	
▶ 400m	14	Brendon RODNEY	SR	46.62	1/16/16	D	2	0.49	2.49
Team Total								24.55	

45



Portland

West Coast Conference

▼ 5

Event	Scrd As	Athlete	Yr	Scored Mark	Date	Pl. Pts.	Bonus	TOTAL
Scored bests come from CURRENT season								
3000m	6	William KINCAID	SR	7:48.89	1/22/16	10	1.27	11.27
3000m	18	Reid BUCHANAN	SR	7:54.23 OT	2/12/16	0.9	0.34	1.24
5000m	7	William KINCAID	SR	13:44.34	12/11/15	9	0.86	9.86
5000m	18	Reid BUCHANAN	SR	13:49.62	12/11/15	0.9	0.41	1.31
Team Total								23.67

46



Middle Tennessee

Conference USA

▼ 2

Event	Scrd As	Athlete	Yr	Scored Mark	Date	Pl. Pts.	Bonus	TOTAL	
Scored bests come from CURRENT season									
▶ 800m	3	Eliud RUTTO	JR	1:46.87 OT	2/12/16	16	1.42	17.42	
▶ DMR	20	Rutto, Umoh, Laari, Rono		9:33.46 OT	2/20/16	0.2	0.32	0.52	
▶ LJ	30	Atsu NYAMADI	JR	7.57m	24-10	2/12/16	0.05	0.00	0.05
▶ TJ	11	Vincent OKOT	JR	16.08m	52-9½	12/5/15	5	0.48	5.48
Team Total								23.47	

47



Northern Arizona

Big Sky Conference

▼ 5

Event	Scrd As	Athlete	Yr	Scored Mark	Date	Pl. Pts.	Bonus	TOTAL	
Scored bests come from CURRENT season									
▶ Mile	3	Futsum ZIENASELLASSIE	JR	3:56.98cA OT 4:05.92	1/29/16	16	1.13	17.13	
▶ 3000m	15	Futsum ZIENASELLASSIE	JR	7:53.76 OT	2/12/16	1.5	0.40	1.90	
▶ 3000m	26	Nathan WEITZ	SR	7:56.09 OT	2/12/16	0.15	0.17	0.32	
▶ 5000m	8	Futsum ZIENASELLASSIE	JR	13:44.89	12/11/15	D	8	0.79	2.79
Team Total								22.15	

48



Cornell

Ivy League

▼ 2

Event	Scrd As	Athlete	Yr	Scored Mark	Date	Pl. Pts.	Bonus	TOTAL	
Scored bests come from CURRENT season									
▶ Mile	15	James GOWANS	JR	3:58.24	2/12/16	1.5	0.66	2.16	
▶ 3000m	36	Ben RAINERO	SR	7:58.63	2/12/16		0.02	0.02	
▶ WT	3	Rudy WINKLER	JR	22.82m	74-10½	2/5/16	16	2.41	18.41
▶ HEPT	18	Austin JAMERSON	JR	5,654	1/29/16		0.9	0.17	1.07
Team Total								21.65	

49



Villanova

BIG EAST Conference

▼ 22

Event	Scrd As	Athlete	Yr	Scored Mark	Date	Pl. Pts.	Bonus	TOTAL
Scored bests come from CURRENT season								
3000m	2	Patrick TIERNAN	SR	7:48.55	2/12/16	18	1.33	19.33
DMR	12	Williamsz, Purcell, Slade, Denault		9:30.66	2/12/16	1	0.84	1.84
Team Total								21.17

50



Clemson

Atlantic Coast Conference

▼ 9

Event	Scrd As	Athlete	Yr	Scored Mark		Date	Pl. Pts.	Bonus	TOTAL
Scored bests come from CURRENT season									
▶ 60m	8	Tevin HESTER	SR	6.63		1/9/16	8	0.72	8.72
▶ 200m	9	Tevin HESTER	SR	20.71		2/12/16	7	1.03	8.03
▶ 400m	22	Jeffrey GREEN	SO	46.74		2/12/16	0.5	0.35	0.85
▶ 4x400	13	Lamb, Cheeks, Lewis, Green		3:08.06		2/5/16	0.9	0.47	1.37
▶ LJ	33	Chris MCBRIDE	FR	7.56m	24-9½	1/29/16	0.02	0.00	0.02
▶ TJ	16	Shai CARPENTER	SR	16.00m	52-6	1/29/16	1.25	0.26	1.51
Team Total									20.50

"Scrd As", short for "Scored As", Standing used for place points portion of performance's score combining preseason data (when applied) to current season data

Numbers in BLACK are both the performance's actual NCAA rank AND "scored as" rank Numbers in RED indicate actual NCAA rank does not exist or is worse than "scored as" rank Numbers in BLUE indicate actual NCAA rank is better than "scored as" rank

USTFCCCA Non-Member

Non-Member Schools Will NOT be ranked, beginning Week 2



2016 Indoor Track & Field, Week #5

Only those who score >0.01 pts are shown
D denotes multiple-event rule in affect

MEN

51



Arizona

Mountain Pacific Sports Federation

▼ 3

Event	Scrd As	Athlete	Yr	Scored Mark	Date	Pl. Pts.	Bonus	TOTAL
Scored bests come from CURRENT season								
800m	28	Collins KIBET	JR	1:48.85	2/5/16	0.1	0.04	0.14
PV	15	Pau TONNESEN	SR	5.37m 17-7½	2/12/16	1.5	0.25	1.75
SP	27	Aaron CASTLE	JR	18.54m 60-10	1/22/16	0.125	0.00	0.13
HEPT	3	Pau TONNESEN	SR	5,972 OT	1/29/16	16	2.36	18.36

Scored bests come from PRE-SEASON DATA

HEPT	27	Harrison IVIE	SR	5,514	2/6/15	0.125	0.00	0.13
------	----	---------------	----	-------	--------	-------	------	------

Team Total 20.50

52



Boston University

Patriot League

▲ 28

Event	Scrd As	Athlete	Yr	Scored Mark	Date	Pl. Pts.	Bonus	TOTAL
Scored bests come from CURRENT season								
200m	3	Cameron WILLIAMS	JR	20.58	2/19/16	16	1.56	17.56
400m	31	David LAGERBERG	SR	46.88	2/12/16	0.04	0.19	0.23
800m	22	Ethan HOMAN	JR	1:48.36	1/29/16	0.5	0.21	0.71
TJ	15	David OLUWADARA	JR	16.06m 52-8½	2/12/16	1.5	0.43	1.93

Team Total 20.43

53



Ohio State

Big Ten Conference

▼ 3

Event	Scrd As	Athlete	Yr	Scored Mark	Date	Pl. Pts.	Bonus	TOTAL
Scored bests come from CURRENT season								
60m	35	Nick GRAY	FR	6.71	1/22/16	0.01	0.07	0.08
200m	22	Nick GRAY	FR	21.12 OT	1/15/16	0.5	0.15	0.65
400m	23	Champ PAGE	SR	46.75 OT	2/12/16	0.4	0.34	0.74
4x400	14	Blanks, Gray, Jackson, Page		3:08.26 OT	2/12/16	0.8	0.39	1.19
SP	4	JC MURASKY	SR	19.93m 65-4½	2/5/16	14	1.57	15.57
SP	31	Max SEIPEL	SO	18.43m 60-5½	2/19/16	0.04	0.00	0.04
WT	19	Aaron ZEDELLE	JR	21.01m 68-11½	1/29/16	0.8	0.07	0.87

Team Total 19.15

54



USF

American Athletic Conference

unch

Event	Scrd As	Athlete	Yr	Scored Mark	Date	Pl. Pts.	Bonus	TOTAL
Scored bests come from CURRENT season								
TJ	3	Matthew ONEAL	SR	16.66m 54-8	1/22/16	16	2.35	18.35

Team Total 18.35

55



East Carolina

American Athletic Conference

unch

Event	Scrd As	Athlete	Yr	Scored Mark	Date	Pl. Pts.	Bonus	TOTAL
Scored bests come from CURRENT season								
HJ	3	Avion JONES	SR	2.25m 7-4½	1/15/16	16	2.09	18.09

Team Total 18.09

56



Michigan

Big Ten Conference

▲ 31

Event	Scrd As	Athlete	Yr	Scored Mark	Date	Pl. Pts.	Bonus	TOTAL
Scored bests come from CURRENT season								
400m	23	Taylor MCLAUGHLIN	FR	46.75 OT	2/5/16	0.4	0.34	0.74
800m	30	Brennan MUNLEY	SO	1:48.94 OT	2/5/16	0.05	0.01	0.06
Mile	37	Mason FERLIC	SR	4:00.50 OT	2/5/16		0.03	0.03
3000m	22	Mason FERLIC	SR	7:55.03 OT	2/12/16	0.5	0.25	0.75
DMR	5	Barnett, Washington, Munley, Ferlic		9:27.67 OT	2/20/16	12	1.44	13.44
SP	17	Grant CARTWRIGHT	SO	18.94m 62-1½	2/12/16	1	0.16	1.16
SP	32	Derek SIEVERS	SR	18.42m 60-5½	1/9/16	0.03	0.00	0.03

Scored bests come from PRE-SEASON DATA

HEPT	17	Steven BASTIEN	JR	5,664	3/14/15	1	0.20	1.20
------	----	----------------	----	-------	---------	---	------	------

Team Total 17.42

"Scrd As", short for "Scored As", Standing used for place points portion of performance's score combining preseason data (when applied) to current season data

Numbers in BLACK are both the performance's actual NCAA rank AND "scored as" rank Numbers in RED indicate actual NCAA rank does not exist or is worse than "scored as" rank Numbers in BLUE indicate actual NCAA rank is better than "scored as" rank

USTFCCCA Non-Member

Non-Member Schools Will NOT be ranked, beginning Week 2



USTFCCCA NCAA Division I National Team Computer Rankings

as of 2/22/2016 8:08:57 AM

2016 Indoor Track & Field, Week #5

Only those who score >0.01 pts are shown
D denotes multiple-event rule in affect

MEN

57



Colorado State

Mountain West Conference

▼ 4

Event	Scrd As	Athlete	Yr	Scored Mark	Date	Pl. Pts.	Bonus	TOTAL
Scored bests come from CURRENT season								
60m	20	Josh DELOACH	SR	6.67cA 6.65	12/10/15	0.7	0.37	1.07
3000m	11	Jefferson ABBEY	JR	7:51.38 OT	2/12/16	5	0.81	5.81
3000m	32	Jerrell MOCK	JR	7:57.61cA 8:09.67	1/30/16	0.03	0.08	0.11
5000m	11	Jerrell MOCK	JR	13:46.22 OT	2/12/16	5	0.67	5.67
HJ	26	Collin SCHEER	JR	2.15m 7-½	12/10/15	0.15	0.02	0.17
SP	12	Mostafa HASSAN	SO	19.09m 62-7½	2/12/16	4	0.30	4.30
HEPT	32	Hunter PRICE	SO	5,484	2/5/16	0.03	0.00	0.03
Scored bests come from PRE-SEASON DATA								
HEPT	31	Josh COGDILL	SR	5,490	2/26/15	0.04	0.00	0.04
Team Total								17.18

58



Iowa

Big Ten Conference

▲ 6

Event	Scrd As	Athlete	Yr	Scored Mark	Date	Pl. Pts.	Bonus	TOTAL
Scored bests come from CURRENT season								
400m	36	Mar'yea HARRIS	FR	47.10	1/29/16		0.03	0.03
800m	13	Will TEUBEL	SR	1:47.74 OT	2/20/16	3	0.64	3.64
800m	32	Pavlo HUTSALYUK	FR	1:48.97 OT	2/20/16	0.03	0.00	0.03
800m	34	Carter LILLY	SO	1:49.09 OT	2/12/16	0.015	0.00	0.01
H60m	7	Aaron MALLETT	JR	7.71	1/29/16	9	1.18	10.18
4x400	11	Wolff, Thompson, Ganschow, Harris		3:07.58 OT	2/20/16	2	0.68	2.68
Team Total								16.57

59



Nebraska

Big Ten Conference

▼ 10

Event	Scrd As	Athlete	Yr	Scored Mark	Date	Pl. Pts.	Bonus	TOTAL
Scored bests come from CURRENT season								
200m	18	Malcolm WHITE	SO	21.07	1/23/16	0.9	0.21	1.11
H60m	11	Oladapo AKINMOLADUN	SR	7.74	2/12/16	5	0.79	5.79
H60m	18	Antoine LLOYD	SO	7.78	1/23/16	0.9	0.33	1.23
H60m	33	Sean PILLE	SR	7.87	1/23/16	0.02	0.00	0.02
4x400	9	Rush, Alexandre, Gipson, Wiseman		3:06.96	2/12/16	5	0.95	5.95
HJ	16	Landon BARTEL	SO	2.17m 7-1½	1/23/16	1.25	0.24	1.49
PV	19	Craig DRIVER	SR	5.31m 17-5	2/12/16	0.8	0.00	0.80
HEPT	26	Cody WALTON	SO	5,515	2/5/16	0.15	0.00	0.15
Team Total								16.54

60



Kansas

Big 12 Conference

▼ 4

Event	Scrd As	Athlete	Yr	Scored Mark	Date	Pl. Pts.	Bonus	TOTAL
Scored bests come from CURRENT season								
PV	8	Casey BOWEN	SR	5.43m 17-9½	2/5/16	8	0.79	8.79
PV	19	Paulo BENAVIDES	FR	5.31m 17-5	2/12/16	0.8	0.00	0.80
SP	10	Nicolai CEBAN	SO	19.25m 63-2	2/12/16	6	0.43	6.43
Team Total								16.03

61



Auburn

Southeastern Conference

▼ 3

Event	Scrd As	Athlete	Yr	Scored Mark	Date	Pl. Pts.	Bonus	TOTAL
Scored bests come from CURRENT season								
200m	16	Teray SMITH	JR	20.95	2/12/16	1.25	0.37	1.62
H60m	30	Wellington ZAZA	JR	7.85	1/22/16	0.05	0.00	0.05
HJ	26	Shawn JOHNSON	SR	2.15m 7-½	2/5/16	0.15	0.02	0.17
TJ	5	Shawn JOHNSON	SR	16.42m 53-10½	2/12/16	12	1.44	13.44
Team Total								15.28

"Scrd As", short for "Scored As", Standing used for place points portion of performance's score combining preseason data (when applied) to current season data

Numbers in BLACK are both the performance's actual NCAA rank AND "scored as" rank Numbers in RED indicate actual NCAA rank does not exist or is worse than "scored as" rank Numbers in BLUE indicate actual NCAA rank is better than "scored as" rank

USTFCCCA Non-Member

Non-Member Schools Will NOT be ranked, beginning Week 2



USTFCCCA NCAA Division I National Team Computer Rankings

2016 Indoor Track & Field, Week #5

as of 2/22/2016 8:08:57 AM

Only those who score >0.01 pts are shown
D denotes multiple-event rule in affect

MEN

62



Penn
Ivy League

▲ 37

Event	Scrd As	Athlete	Yr	Scored Mark	Date	Pl. Pts.	Bonus	TOTAL
Scored bests come from CURRENT season								
► Mile	4	Thomas AWAD	SR	3:57.03	2/20/16	14	1.11	15.11
Team Total								15.11

63



Michigan State
Big Ten Conference

▼ 12

Event	Scrd As	Athlete	Yr	Scored Mark	Date	Pl. Pts.	Bonus	TOTAL
Scored bests come from CURRENT season								
► 5000m	29	Caleb RHYNARD	SR	13:53.92 OT	2/12/16	0.075	0.11	0.18
► WT	12	Vinny GJOKAJ	SO	21.63m 70-11½	1/23/16	4	0.53	4.53
► WT	14	Connor KOSTRZEWA	JR	21.43m 70-3¾	2/12/16	2	0.38	2.38
► WT	17	Riley NORMAN		21.12m 69-3¾	1/23/16	1	0.16	1.16
Scored bests come from PRE-SEASON DATA								
► HEPT	10	Tim EHRHARDT	JR	5,741	2/27/15	6	0.52	6.52
Team Total								14.78

64



Boise State
Mountain West Conference

▼ 12

Event	Scrd As	Athlete	Yr	Scored Mark	Date	Pl. Pts.	Bonus	TOTAL
Scored bests come from CURRENT season								
► Mile	6	David ELLIOTT	SR	3:57.38 OT	2/12/16	10	0.98	10.98
► 3000m	14	David ELLIOTT	SR	7:53.15 OT	1/29/16	D	2	2.49
► 3000m	33	Andrew RAFLA	FR	7:57.98 OT	2/12/16	0.02	0.06	0.08
► 5000m	20	David ELLIOTT	SR	13:49.82	12/11/15	0.7	0.39	1.09
Team Total								14.64

65



Colorado
Mountain Pacific Sports Federation

▼ 2

Event	Scrd As	Athlete	Yr	Scored Mark	Date	Pl. Pts.	Bonus	TOTAL
Scored bests come from CURRENT season								
► Mile	27	Connor WINTER	SR	3:59.76 OT	2/12/16	0.125	0.13	0.26
► 5000m	6	Pierce MURPHY	SR	13:40.12 OT	2/12/16	10	1.35	11.35
► 5000m	16	Morgan PEARSON	SR	13:48.18 OT	2/12/16	1.25	0.52	1.77
► 5000m	24	Ammar MOUSSA	SR	13:51.85 OT	2/12/16	0.3	0.24	0.54
Team Total								13.91

66



Missouri
Southeastern Conference

▼ 6

Event	Scrd As	Athlete	Yr	Scored Mark	Date	Pl. Pts.	Bonus	TOTAL
Scored bests come from CURRENT season								
► 60m	5	Markesh WOODSON	SR	6.59	2/12/16	12	1.19	13.19
► 200m	28	Kahmari MONTGOMERY	FR	21.15	2/12/16	0.1	0.11	0.21
► PV	24	Matthew LUDWIG	FR	5.30m 17-4½	1/15/16	0.3	0.00	0.30
► TJ	30	John WARREN	SO	15.73m 51-7½	1/22/16	0.05	0.00	0.05
Team Total								13.74

67



Illinois
Big Ten Conference

▼ 5

Event	Scrd As	Athlete	Yr	Scored Mark	Date	Pl. Pts.	Bonus	TOTAL
Scored bests come from CURRENT season								
► 5000m	13	Dylan LAFOND	JR	13:46.72 OT	2/12/16	3	0.63	3.63
► H60m	18	Cam VINEY	SR	7.78	2/20/16	0.9	0.33	1.23
► HJ	8	Jonathan WELLS	SO	2.19m 7-2½	2/5/16	8	0.65	8.65
Team Total								13.50

68



New Hampshire
America East Conference

▼ 2

Event	Scrd As	Athlete	Yr	Scored Mark	Date	Pl. Pts.	Bonus	TOTAL
Scored bests come from CURRENT season								
► 800m	6	Drew PIAZZA	JR	1:47.28	1/29/16	10	1.05	11.05
► WT	20	Michael SHANAHAN	JR	20.96m 68-9¼	1/30/16	0.7	0.04	0.74
Team Total								11.79

69



Hampton
Mid-Eastern Athletic Conference

▼ 12

Event	Scrd As	Athlete	Yr	Scored Mark	Date	Pl. Pts.	Bonus	TOTAL
Scored bests come from CURRENT season								
► 60m	35	Jasper SAVOY	SR	6.71	1/13/16	0.01	0.07	0.08
► 200m	37	Jasper SAVOY	SR	21.20	1/29/16	0.04	0.04	0.04
► 400m	31	Rayon BLACK	JR	46.88	1/29/16	0.04	0.19	0.23
► H60m	6	Trey HOLLOWAY	SR	7.70	1/22/16	10	1.31	11.31
► H60m	34	Ramoye SIMON	SR	7.88	2/11/16	0.015	0.00	0.01
Team Total								11.68

"Scrd As", short for "Scored As", Standing used for place points portion of performance's score combining preseason data (when applied) to current season data

Numbers in BLACK are both the performance's actual NCAA rank AND "scored as" rank Numbers in RED indicate actual NCAA rank does not exist or is worse than "scored as" rank Numbers in BLUE indicate actual NCAA rank is better than "scored as" rank

USTFCCCA Non-Member

Non-Member Schools Will NOT be ranked, beginning Week 2



2016 Indoor Track & Field, Week #5

Only those who score >0.01 pts are shown
D denotes multiple-event rule in affect

MEN

70



Iowa State

Big 12 Conference

unch

Event	Scrd As	Athlete	Yr	Scored Mark	Date	Pl. Pts.	Bonus	TOTAL
Scored bests come from CURRENT season								
5000m	9	Daniel EVERETT	SR	13:44.90 OT	2/12/16	7	0.79	7.79
DMR	19	DeLago, Sanders, Wheat, Everett		9:32.99 OT	2/20/16	0.3	0.38	0.68
TJ	18	Alexandru MITIRICA	FR	15.97m 52-4"	1/29/16	0.9	0.21	1.11
SP	18	Jan JEUSCHEDE	SR	18.84m 61-9"	2/12/16	0.9	0.08	0.98
HEPT	20	Taylor SANDERSON	SR	5,619	1/29/16	0.7	0.04	0.74
Team Total								11.31

71



Louisiana Tech

Conference USA

▼ 4

Event	Scrd As	Athlete	Yr	Scored Mark	Date	Pl. Pts.	Bonus	TOTAL
Scored bests come from CURRENT season								
60m	29	Jarvis GOTCH	SR	6.70	1/29/16	0.075	0.12	0.19
60m	41	Jermey HICKS	SO	6.72	1/29/16		0.03	0.03
LJ	6	Jarvis GOTCH	SR	7.87m 25-10"	1/29/16	10	1.07	11.07
Team Total								11.29

72



Central Arkansas

Southland Conference

▲ 45

Event	Scrd As	Athlete	Yr	Scored Mark	Date	Pl. Pts.	Bonus	TOTAL
Scored bests come from CURRENT season								
HJ	6	Eric MOORE	SO	2.20m 7-2½"	2/15/16	10	0.85	10.85
Team Total								10.85

72



UT Arlington

Sun Belt Conference

▼ 4

Event	Scrd As	Athlete	Yr	Scored Mark	Date	Pl. Pts.	Bonus	TOTAL
Scored bests come from CURRENT season								
HJ	6	Roland SALES	SR	2.20m 7-2½"	2/5/16	10	0.85	10.85
Team Total								10.85

74



William and Mary

Colonial Athletic Association

▲ 8

Event	Scrd As	Athlete	Yr	Scored Mark	Date	Pl. Pts.	Bonus	TOTAL
Scored bests come from CURRENT season								
PV	15	Derek O'CONNELL	JR	5.37m 17-7½"	2/19/16	1.5	0.25	1.75
WT	8	Brian WATERFIELD	SR	21.85m 71-8½"	2/19/16	8	0.85	8.85
Team Total								10.60

75



Arkansas State

Sun Belt Conference

▼ 6

Event	Scrd As	Athlete	Yr	Scored Mark	Date	Pl. Pts.	Bonus	TOTAL
Scored bests come from CURRENT season								
60m	41	Jaylen BACON	SO	6.72	1/15/16		0.03	0.03
HJ	20	Tiaan STEENKAMP	FR	2.16m 7-1"	1/22/16	0.7	0.12	0.82
LJ	9	Roelf PIENAAR	JR	7.82m 25-8"	12/6/15	7	0.78	7.78
LJ	17	Cameron ECHOLS-LUPER	JR	7.68m 25-2½"	1/15/16	1	0.23	1.23
TJ	22	Roelf PIENAAR	JR	15.94m 52-3½"	12/6/15	0.5	0.17	0.67
Team Total								10.53

76



Western Kentucky

Conference USA

▼ 17

Event	Scrd As	Athlete	Yr	Scored Mark	Date	Pl. Pts.	Bonus	TOTAL
Scored bests come from CURRENT season								
60m	22	Emmanuel DASOR	JR	6.68	1/15/16	0.5	0.28	0.78
60m	35	Ja'karyus REDWINE	SR	6.71	1/15/16	0.01	0.07	0.08
200m	18	Emmanuel DASOR	JR	21.07 OT	1/29/16	0.9	0.21	1.11
400m	34	Emmanuel DASOR	JR	46.89 OT	2/5/16	0.015	0.18	0.20
H60m	15	Vincent WYATT	SR	7.76	2/12/16	1.5	0.53	2.03
4x400	19	Seged, Sears, Redwine, Dasor		3:09.22 OT	2/12/16	0.3	0.11	0.41
HJ	20	Keenon LAINE	FR	2.16m 7-1"	1/29/16	0.7	0.12	0.82
LJ	21	Ventavius SEARS	JR	7.65m 25-1½"	1/29/16	0.6	0.14	0.74
TJ	13	Ventavius SEARS	JR	16.07m 52-8½"	1/29/16	3	0.46	3.46
SP	20	Nick DEMALINE	SO	18.80m 61-8½"	2/5/16	0.7	0.04	0.74
Team Total								10.37

"Scrd As", short for "Scored As", Standing used for place points portion of performance's score combining preseason data (when applied) to current season data

Numbers in BLACK are both the performance's actual NCAA rank AND "scored as" rank Numbers in RED indicate actual NCAA rank does not exist or is worse than "scored as" rank Numbers in BLUE indicate actual NCAA rank is better than "scored as" rank

USTFCCCA Non-Member

Non-Member Schools Will NOT be ranked, beginning Week 2



2016 Indoor Track & Field, Week #5

Only those who score >0.01 pts are shown
D denotes multiple-event rule in affect

MEN

77



Pittsburgh

Atlantic Coast Conference

▼ 5

Event	Scrd As	Athlete	Yr	Scored Mark	Date	Pl. Pts.	Bonus	TOTAL
Scored bests come from CURRENT season								
WT	7	Andrew WELLS	SR	21.87m	2/12/16	9	0.88	9.88
Team Total								9.88

78



Indiana

Big Ten Conference

▼ 7

Event	Scrd As	Athlete	Yr	Scored Mark		Date	Pl. Pts.	Bonus	TOTAL
Scored bests come from CURRENT season									
▶ 800m	15	Daniel KUHN	SO	1:47.83		2/12/16	1.5	0.56	2.06
▶ 3000m	27	Jason CRIST	JR	7:56.98		2/12/16	0.125	0.12	0.24
▶ DMR	18	Schwartz, Roach, Kuhn, Hunter		9:32.55 OT		2/20/16	0.4	0.46	0.86
▶ SP	25	Willie MORRISON	FR	18.63m	61-1½	1/29/16	0.2	0.00	0.20
▶ HEPT	21	Dylan ANDERSON	SR	5,616		1/22/16	0.6	0.03	0.63
Scored bests come from PRE-SEASON DATA									
▶ HEPT	11	Stephen KELLER	SR	5,706		2/27/15	5	0.35	5.35
Team Total									9.34

79



Rutgers

Big Ten Conference

▼ 14

Event	Scrd As	Athlete	Yr	Scored Mark	Date	Pl. Pts.	Bonus	TOTAL	
Scored bests come from CURRENT season									
▶ 400m	13	Izaiah BROWN	FR	46.61 OT	1/8/16	3	0.50	3.50	
▶ LJ	11	Corey CRAWFORD	SR	7.79m	25-6½	1/22/16	5	0.60	5.60
Team Total								9.11	

80



Arizona State

Mountain Pacific Sports Federation

▼ 4

Event	Scrd As	Athlete	Yr	Scored Mark		Date	Pl. Pts.	Bonus	TOTAL
Scored bests come from CURRENT season									
▶ 60m	20	Jamol JAMES	SR	6.67cA	6.63	2/19/16	0.7	0.37	1.07
▶ 60m	29	Isiah UNDERWOOD	SR	6.70cA	6.68	2/12/16	0.075	0.12	0.19
▶ TJ	9	Tim WHITE	JR	16.15m	53-0	2/12/16	7	0.68	7.68
▶ TJ	27	Josh DIXON	SR	15.80m	51-10	2/12/16	0.125	0.00	0.13
Team Total									9.06

81



Rice

Conference USA

▼ 3

Event	Scrd As	Athlete	Yr	Scored Mark	Date	Pl. Pts.	Bonus	TOTAL
Scored bests come from PRE-SEASON DATA								
HEPT	8	Scott FILIP	JR	5,785	2/25/15	8	0.84	8.84
Team Total								8.84

82



Milwaukee

Horizon League

▼ 9

Event	Scrd As	Athlete	Yr	Scored Mark	Date	Pl. Pts.	Bonus	TOTAL
Scored bests come from CURRENT season								
► HJ	8	Brett POZOLINSKI	SR	2.19m	7-2¼	2/13/16	8 0.65	8.65
Team Total								8.65

83



Bethune-Cookman

Mid-Eastern Athletic Conference

▼ 4

Event	Scrd As	Athlete	Yr	Scored Mark		Date	Pl. Pts.	Bonus	TOTAL
Scored bests come from CURRENT season									
▶ HJ	20	Ed'Ricus WILLIAMS	JR	2.16m	7-1	2/11/16	0.7	0.12	0.82
▶ LJ	10	Kenneth FISHER	JR	7.80m	25-7¼	2/11/16	6	0.66	6.66
▶ TJ	18	Michael TILLER	JR	15.97m	52-4¼	1/15/16	0.9	0.21	1.11
Team Total									8.59

84




South Alabama

Sun Belt Conference

▼ 10

Event	Scrd As	Athlete	Yr	Scored Mark	Date	Pl. Pts.	Bonus	TOTAL
Scored bests come from CURRENT season								
▶ 60m	17	Rafael SCOTT	SO	6.66	1/31/16	1	0.45	1.45
▶ PV	10	Sean COLLINS	FR	5.42m	17-9¼ 2/7/16	6	0.70	6.70
Team Total								8.15

85



Wyoming

Mountain West Conference

▲ 55

Event	Scrd As	Athlete	Yr	Scored Mark	Date	Pl. Pts.	Bonus	TOTAL	
Scored bests come from CURRENT season									
► H60m	9	Jordan CHARLES	JR	7.72cA	7.13(55)	2/19/16	7	1.05	8.05
Team Total									8.05

"Scrd As", short for "Scored As", Standing used for place points portion of performance's score combining preseason data (when applied) to current season data

Numbers in BLACK are both the performance's actual NCAA rank AND "scored as" rank Numbers in RED indicate actual NCAA rank does not exist or is worse than "scored as" rank Numbers in BLUE indicate actual NCAA rank is better than "scored as" rank

USTFCCCA Non-Member

Non-Member Schools Will NOT be ranked, beginning Week 2



2016 Indoor Track & Field, Week #5

Only those who score >0.01 pts are shown
D denotes multiple-event rule in affect

MEN

86



North Carolina A&T

▼ 9

Mid-Eastern Athletic Conference

Event	Scrd As	Athlete	Yr	Scored Mark	Date	Pl. Pts.	Bonus	TOTAL
Scored bests come from CURRENT season								
60m	17	Maurice EADDY	JR	6.66	2/21/16	1	0.45	1.45
H60m	11	Michael DICKSON	FR	7.74	2/5/16	5	0.79	5.79
Team Total								7.24

87



Northern Iowa

▼ 3

Missouri Valley Conference

Event	Scrd As	Athlete	Yr	Scored Mark	Date	Pl. Pts.	Bonus	TOTAL	
Scored bests come from CURRENT season									
▶ 60m	10	Brandon CARNES	JR	6.64	2/5/16	6	0.63	6.63	
▶ 200m	30	Brandon CARNES	JR	21.16cf	21.54	1/30/16	0.05	0.09	0.14
Team Total								6.77	

88



Utah State

▼ 7

Mountain West Conference

Event	Scrd As	Athlete	Yr	Scored Mark		Date	Pl. Pts.	Bonus	TOTAL
Scored bests come from CURRENT season									
▶ 200m	12	Parker BLUTH	SR	20.80cA	20.73	1/30/16	4	0.68	4.68
▶ Mile	20	Dillon MAGGARD	SO	3:58.45cA	4:03.76	2/12/16	0.7	0.58	1.28
▶ 4x400	20	Bluth, Lambourne, Martin, Lambourne		3:09.33cA	3:08.89	1/30/16	0.2	0.08	0.28
Team Total									6.24

89



Kentucky

▼ 4

Southeastern Conference

Event	Scrd As	Athlete	Yr	Scored Mark	Date	Pl. Pts.	Bonus	TOTAL
Scored bests come from CURRENT season								
▶ 5000m	19	Jacob THOMSON	SO	13:49.72 OT	2/12/16	0.8	0.40	1.20
▶ H60m	29	Nick ANDERSON	JR	7.83	2/12/16	0.075	0.08	0.15
▶ SP	29	Nikolas HUFFMAN	SO	18.52m 60-9"	2/5/16	0.075	0.00	0.08
▶ HEPT	12	Tim DUCKWORTH	SO	5,695 OT	1/22/16	4	0.31	4.31
Team Total								5.74

90




North Carolina

▼ 7

Atlantic Coast Conference

Event	Scrd As	Athlete	Yr	Scored Mark		Date	Pl. Pts.	Bonus	TOTAL
Scored bests come from CURRENT season									
▶ WT	11	AJ HICKS	SR	21.72m	71-3¼	2/5/16	5	0.66	5.66
Scored bests come from PRE-SEASON DATA									
▶ HEPT	30	Paul HALEY	JR	5,500		2/26/15	0.05	0.00	0.05
Team Total									5.71

91



Monmouth

▼ 3

Metro Atlantic Athletic Conference

Event	Scrd As	Athlete	Yr	Scored Mark	Date	Pl. Pts.	Bonus	TOTAL
Scored bests come from CURRENT season								
▶ 60m	35	Bryan SOSOO	SO	6.71	2/21/16	0.01	0.07	0.08
▶ 800m	12	Dylan CAPWELL	JR	1:47.70	1/29/16	4	0.67	4.67
Team Total								4.76

92



Sam Houston State

▼ 3

Southland Conference

Event	Scrd As	Athlete	Yr	Scored Mark		Date	Pl. Pts.	Bonus	TOTAL
Scored bests come from CURRENT season									
▶ HJ	16	Tyler ADAMS	SO	2.17m	7-1½	2/15/16	1.25	0.24	1.49
▶ PV	14	Garrett LARSON	JR	5.40m	17-8½	1/29/16	2	0.51	2.51
Team Total									4.00

93



Louisville

▼ 3

Atlantic Coast Conference

Event	Scrd As	Athlete	Yr	Scored Mark		Date	Pl. Pts.	Bonus	TOTAL
Scored bests come from CURRENT season									
▶ 5000m	15	Edwin KIBICHIY	JR	13:47.39	OT	2/12/16	1.5	0.58	2.08
▶ HJ	20	Damar ROBINSON	JR	2.16m	7-1	1/23/16	0.7	0.12	0.82
▶ TJ	20	Ben WILLIAMS	JR	15.95m	52-4	2/12/16	0.7	0.18	0.88
▶ TJ	34	Damar ROBINSON	JR	15.65m	51-4½	2/12/16	0.015	0.00	0.01
▶ SP	32	Steve WADE	SR	18.42m	60-5½	1/23/16	0.03	0.00	0.03
Team Total									3.82

"Scrd As", short for "Scored As", Standing used for place points portion of performance's score combining preseason data (when applied) to current season data

Numbers in BLACK are both the performance's actual NCAA rank AND "scored as" rank Numbers in RED indicate actual NCAA rank does not exist or is worse than "scored as" rank Numbers in BLUE indicate actual NCAA rank is better than "scored as" rank

USTFCCCA Non-Member

Non-Member Schools Will NOT be ranked, beginning Week 2



USTFCCCA NCAA Division I National Team Computer Rankings

2016 Indoor Track & Field, Week #5

as of 2/22/2016 8:08:58 AM

Only those who score >0.01 pts are shown
D denotes multiple-event rule in affect

MEN

94



UTEP

Conference USA

▼ 8

Event	Scrd As	Athlete	Yr	Scored Mark	Date	Pl. Pts.	Bonus	TOTAL
Scored bests come from CURRENT season								
► Mile	13	Jonah KOECH	FR	3:58.13cA 4:03.43	2/12/16	3	0.70	3.70
Team Total								3.70

95



Florida State

Atlantic Coast Conference

▼ 3

Event	Scrd As	Athlete	Yr	Scored Mark	Date	Pl. Pts.	Bonus	TOTAL
Scored bests come from CURRENT season								
► 60m	35	Darryl HARAWAY	FR	6.71	1/29/16	0.01	0.07	0.08
► 800m	24	Jake BURTON	JR	1:48.54cf 1:50.09	2/20/16	0.3	0.13	0.43
► LJ	14	Stefan BRITS	SR	7.72m 25-4	1/29/16	2	0.34	2.34
Team Total								2.86

96



South Carolina State

Mid-Eastern Athletic Conference

▼ 3

Event	Scrd As	Athlete	Yr	Scored Mark	Date	Pl. Pts.	Bonus	TOTAL
Scored bests come from CURRENT season								
► 60m	14	Demek KEMP	SO	6.65	2/5/16	2	0.54	2.54
Team Total								2.54

97



Notre Dame

Atlantic Coast Conference

▲ 11

Event	Scrd As	Athlete	Yr	Scored Mark	Date	Pl. Pts.	Bonus	TOTAL
Scored bests come from CURRENT season								
► DMR	14	Dumford, Smith, O'Connell, Marco		9:31.20 OT	2/20/16	0.8	0.73	1.53
► PV	18	Nate RICHARTZ	JR	5.32m 17-5½	2/20/16	0.9	0.02	0.92
Team Total								2.45

98




Buffalo

Mid-American Conference

▼ 7

Event	Scrd As	Athlete	Yr	Scored Mark	Date	Pl. Pts.	Bonus	TOTAL
Scored bests come from CURRENT season								
► 60m	24	Darien JOHNSON	SR	6.69	1/29/16	0.3	0.19	0.49
► 800m	29	Tyler SCHEVING	SR	1:48.92 OT	2/12/16	0.075	0.02	0.09
► SP	15	Devon PATTERSON	SO	19.03m 62-5½	2/12/16	1.5	0.24	1.74
Team Total								2.33

99



Providence

BIG EAST Conference

▲ 15

Event	Scrd As	Athlete	Yr	Scored Mark	Date	Pl. Pts.	Bonus	TOTAL
Scored bests come from CURRENT season								
► Mile	17	Julian OAKLEY	SR	3:58.34	2/20/16	1	0.62	1.62
► 3000m	31	Jordan MANN	SR	7:57.30	2/12/16	0.04	0.10	0.14
► 5000m	26	Jordan MANN	SR	13:53.29	12/5/15	0.15	0.13	0.28
Team Total								2.04

100



Central Michigan

Mid-American Conference

▼ 6

Event	Scrd As	Athlete	Yr	Scored Mark	Date	Pl. Pts.	Bonus	TOTAL
Scored bests come from CURRENT season								
► WT	15	Cole WALDERZAK	SR	21.20m 69-6¾	2/5/16	1.5	0.21	1.71
► WT	28	Dylan BANAGIS	JR	20.67m 67-9¾	1/29/16	0.1	0.00	0.10
Team Total								1.81

101



Cincinnati

American Athletic Conference

▲ 29

Event	Scrd As	Athlete	Yr	Scored Mark	Date	Pl. Pts.	Bonus	TOTAL
Scored bests come from CURRENT season								
► PV	15	Adrian VALLES	SO	5.37m 17-7¾	2/19/16	1.5	0.25	1.75
Team Total								1.75

"Scrd As", short for "Scored As", Standing used for place points portion of performance's score combining preseason data (when applied) to current season data

Numbers in BLACK are both the performance's actual NCAA rank AND "scored as" rank Numbers in RED indicate actual NCAA rank does not exist or is worse than "scored as" rank Numbers in BLUE indicate actual NCAA rank is better than "scored as" rank

USTFCCCA Non-Member

Non-Member Schools Will NOT be ranked, beginning Week 2



2016 Indoor Track & Field, Week #5

Only those who score >0.01 pts are shown
D denotes multiple-event rule in affect

MEN

102



South Dakota

The Summit League

▼ 7

Event	Scrd As	Athlete	Yr	Scored Mark	Date	Pl. Pts.	Bonus	TOTAL
-------	---------	---------	----	-------------	------	----------	-------	-------

Scored bests come from CURRENT season

▶ H60m	16	Teivaskie LEWIN	SR	7.77	1/22/16	1.25	0.41	1.66
--------	----	-----------------	----	------	---------	------	------	------

Team Total 1.66

103



Northwestern State

Southland Conference

▼ 5

Event	Scrd As	Athlete	Yr	Scored Mark	Date	Pl. Pts.	Bonus	TOTAL
-------	---------	---------	----	-------------	------	----------	-------	-------

Scored bests come from CURRENT season

▶ 60m	35	Amir JAMES	SO	6.71	1/31/16	0.01	0.07	0.08
-------	----	------------	----	------	---------	------	------	------

▶ 200m	31	Amir JAMES	SO	21.17cf	21.55	1/22/16	0.04	0.08	0.12
--------	----	------------	----	---------	-------	---------	------	------	------

▶ LJ	17	Emmanuel WILLIAMS	SR	7.68m	25-2½	1/22/16	1	0.23	1.23
------	----	-------------------	----	-------	-------	---------	---	------	------

▶ TJ	28	Aaron WILLIAMS	SR	15.79m	51-9¾	2/19/16	0.1	0.00	0.10
------	----	----------------	----	--------	-------	---------	-----	------	------

Team Total 1.53

104



Wake Forest

Atlantic Coast Conference

▲ 20

Event	Scrd As	Athlete	Yr	Scored Mark	Date	Pl. Pts.	Bonus	TOTAL
-------	---------	---------	----	-------------	------	----------	-------	-------

Scored bests come from CURRENT season

▶ 800m	33	Robert HEPPENSTALL	FR	1:49.05cf	1:50.61	1/29/16	0.02	0.00	0.02
--------	----	--------------------	----	-----------	---------	---------	------	------	------

▶ DMR	16	Holden, Archie, Heppenstall, Fischbach		9:31.46cf	9:39.22	2/20/16	0.6	0.68	1.28
-------	----	--	--	-----------	---------	---------	-----	------	------

Team Total 1.30

105



Iona

Metro Atlantic Athletic Conference

▼ 1

Event	Scrd As	Athlete	Yr	Scored Mark	Date	Pl. Pts.	Bonus	TOTAL
-------	---------	---------	----	-------------	------	----------	-------	-------

Scored bests come from CURRENT season

▶ 5000m	22	Gilbert KIRUI	FR	13:50.48	12/5/15	0.5	0.34	0.84
---------	----	---------------	----	----------	---------	-----	------	------

▶ 5000m	27	Kieran CLEMENTS	JR	13:53.34	12/5/15	0.125	0.13	0.25
---------	----	-----------------	----	----------	---------	-------	------	------

Team Total 1.09

106



Western Carolina

Southern Conference

unch

Event	Scrd As	Athlete	Yr	Scored Mark	Date	Pl. Pts.	Bonus	TOTAL
-------	---------	---------	----	-------------	------	----------	-------	-------

Scored bests come from CURRENT season

▶ LJ	19	Jamie BROWN	FR	7.67m	25-2	1/8/16	0.8	0.20	1.00
------	----	-------------	----	-------	------	--------	-----	------	------

Team Total 1.00

107



Stephen F. Austin

Southland Conference

▲ 18

Event	Scrd As	Athlete	Yr	Scored Mark	Date	Pl. Pts.	Bonus	TOTAL
-------	---------	---------	----	-------------	------	----------	-------	-------

Scored bests come from CURRENT season

▶ 400m	29	My'Lik KERLEY	SO	46.84	2/15/16	0.075	0.24	0.31
--------	----	---------------	----	-------	---------	-------	------	------

▶ 4x400	17	Joe, Gleason, Sharp, Kerley		3:09.00	2/15/16	0.5	0.15	0.65
---------	----	-----------------------------	--	---------	---------	-----	------	------

Team Total 0.97

108



Washington State

Mountain Pacific Sports Federation

▼ 5

Event	Scrd As	Athlete	Yr	Scored Mark	Date	Pl. Pts.	Bonus	TOTAL
-------	---------	---------	----	-------------	------	----------	-------	-------

Scored bests come from CURRENT season

▶ HJ	20	Thane PIERSON	SR	2.16m	7-1	1/22/16	0.7	0.12	0.82
------	----	---------------	----	-------	-----	---------	-----	------	------

Scored bests come from PRE-SEASON DATA

▶ HEPT	29	Dino DODIG	JR	5,503	3/1/14	0.075	0.00	0.08
--------	----	------------	----	-------	--------	-------	------	------

Team Total 0.89

109



Memphis

American Athletic Conference

▼ 4

Event	Scrd As	Athlete	Yr	Scored Mark	Date	Pl. Pts.	Bonus	TOTAL
-------	---------	---------	----	-------------	------	----------	-------	-------

Scored bests come from CURRENT season

▶ HJ	20	Jordan WESNER	FR	2.16m	7-1	1/22/16	0.7	0.12	0.82
------	----	---------------	----	-------	-----	---------	-----	------	------

Team Total 0.82

"Scrd As", short for "Scored As", Standing used for place points portion of performance's score combining preseason data (when applied) to current season data

Numbers in BLACK are both the performance's actual NCAA rank AND "scored as" rank Numbers in RED indicate actual NCAA rank does not exist or is worse than "scored as" rank Numbers in BLUE indicate actual NCAA rank is better than "scored as" rank

USTFCCCA Non-Member

Non-Member Schools Will NOT be ranked, beginning Week 2



USTFCCCA NCAA Division I National Team Computer Rankings

as of 2/22/2016 8:08:58 AM

2016 Indoor Track & Field, Week #5

Only those who score >0.01 pts are shown
D denotes multiple-event rule in affect

MEN

110



Samford

Southern Conference

▲ 23

Event	Scrd As	Athlete	Yr	Scored Mark	Date	Pl. Pts.	Bonus	TOTAL
-------	---------	---------	----	-------------	------	----------	-------	-------

Scored bests come from CURRENT season

▶ Mile	39	Brandon HAZOURI	SR	4:00.65	2/12/16		0.01	0.01
▶ PV	19	Tray OATES	SO	5.31m	17-5	2/20/16	0.8	0.00

Team Total 0.81

111



Columbia

Ivy League

▼ 14

Event	Scrd As	Athlete	Yr	Scored Mark	Date	Pl. Pts.	Bonus	TOTAL
-------	---------	---------	----	-------------	------	----------	-------	-------

Scored bests come from CURRENT season

▶ Mile	23	Rob NAPOLITANO	JR	3:58.98	2/12/16	0.4	0.38	0.78
--------	----	----------------	----	---------	---------	-----	------	------

Team Total 0.78

112



California

Mountain Pacific Sports Federation

▼ 12

Event	Scrd As	Athlete	Yr	Scored Mark	Date	Pl. Pts.	Bonus	TOTAL
-------	---------	---------	----	-------------	------	----------	-------	-------

Scored bests come from CURRENT season

▶ 800m	30	Eugene HAMILTON III	SO	1:48.94 OT	2/12/16	0.05	0.01	0.06
▶ H60m	23	Ashtyn DAVIS	SO	7.81	2/12/16	0.4	0.16	0.56
▶ SP	30	Sullivan PARKER	SR	18.49m	60-8	1/30/16	0.05	0.00

Team Total 0.67

113



Indiana State

Missouri Valley Conference

▼ 11

Event	Scrd As	Athlete	Yr	Scored Mark	Date	Pl. Pts.	Bonus	TOTAL
-------	---------	---------	----	-------------	------	----------	-------	-------

Scored bests come from CURRENT season

▶ Mile	36	David TIMLIN	JR	4:00.42 OT	2/5/16		0.04	0.04
▶ 3000m	35	David TIMLIN	JR	7:58.59	2/12/16	0.01	0.02	0.03
▶ H60m	26	Adarius WASHINGTON	SR	7.82	2/19/16	0.15	0.12	0.27
▶ PV	24	Connor CURLEY	SR	5.30m	17-4½	1/30/16	0.3	0.00

Team Total 0.64

114



Northeastern

Colonial Athletic Association

▼ 13

Event	Scrd As	Athlete	Yr	Scored Mark	Date	Pl. Pts.	Bonus	TOTAL
-------	---------	---------	----	-------------	------	----------	-------	-------

Scored bests come from CURRENT season

▶ 800m	25	Paul DUFFEY	JR	1:48.62	1/29/16	0.2	0.11	0.31
▶ LJ	24	Kyle DARROW	JR	7.61m	24-11½	12/5/15	0.3	0.02

Team Total 0.63

115



Loyola-Chicago

Missouri Valley Conference

▲ 4

Event	Scrd As	Athlete	Yr	Scored Mark	Date	Pl. Pts.	Bonus	TOTAL
-------	---------	---------	----	-------------	------	----------	-------	-------

Scored bests come from CURRENT season

▶ 800m	23	Peter ARCHIBALD	SR	1:48.41 OT	2/20/16	0.4	0.18	0.58
--------	----	-----------------	----	------------	---------	-----	------	------

Team Total 0.58

116



Jackson State

Southwestern Athletic Conference

▼ 7

Event	Scrd As	Athlete	Yr	Scored Mark	Date	Pl. Pts.	Bonus	TOTAL
-------	---------	---------	----	-------------	------	----------	-------	-------

Scored bests come from CURRENT season

▶ 200m	26	Bentrell MCGEE	SR	21.14	2/20/16	0.15	0.12	0.27
▶ H60m	26	Bentrell MCGEE	SR	7.82	2/12/16	0.15	0.12	0.27

Team Total 0.54

117



Wichita State

Missouri Valley Conference

▼ 6

Event	Scrd As	Athlete	Yr	Scored Mark	Date	Pl. Pts.	Bonus	TOTAL
-------	---------	---------	----	-------------	------	----------	-------	-------

Scored bests come from CURRENT season

▶ TJ	24	Jared BELARDO	FR	15.84m	51-11½	1/15/16	0.3	0.03
▶ WT	27	Taylor GOLDSMITH	SR	20.77m	68-1½	1/15/16	0.125	0.00
▶ WT	30	Skylar ARNESON	SR	20.49m	67-2½	1/29/16	0.05	0.00

Team Total 0.50

"Scrd As", short for "Scored As", Standing used for place points portion of performance's score combining preseason data (when applied) to current season data

Numbers in BLACK are both the performance's actual NCAA rank AND "scored as" rank Numbers in RED indicate actual NCAA rank does not exist or is worse than "scored as" rank Numbers in BLUE indicate actual NCAA rank is better than "scored as" rank

USTFCCCA Non-Member

Non-Member Schools Will NOT be ranked, beginning Week 2



USTFCCCA NCAA Division I National Team Computer Rankings

as of 2/22/2016 8:08:59 AM

2016 Indoor Track & Field, Week #5

Only those who score >0.01 pts are shown
D denotes multiple-event rule in affect

MEN

118 North Dakota State ▼ 5 The Summit League

Event	Scrd As	Athlete	Yr	Scored Mark	Date	Pl. Pts.	Bonus	TOTAL
Scored bests come from CURRENT season								
SP	22	Alex RENNER	JR	18.67m	61-3	1/22/16	0.5	0.00 0.50
Team Total								0.50

119 New Mexico ▼ 9 Mountain West Conference

Event	Scrd As	Athlete	Yr	Scored Mark	Date	Pl. Pts.	Bonus	TOTAL
Scored bests come from CURRENT season								
Mile	30	Elmar ENGHOLM	SR	4:00.04cA	4:05.39	2/12/16	0.05	0.09 0.14
LJ	24	Yannick ROGGATZ	SR	7.61m	24-11½	2/5/16	0.3	0.02 0.32
Team Total								0.46

120 Princeton ▲ 9 Ivy League

Event	Scrd As	Athlete	Yr	Scored Mark	Date	Pl. Pts.	Bonus	TOTAL
Scored bests come from CURRENT season								
PV	32	August KILES	SO	5.25m	17-2½	1/24/16	0.03	0.00 0.03
WT	23	Adam KELLY	FR	20.89m	68-6½	2/21/16	0.4	0.00 0.40
Team Total								0.43

121 Illinois State ▼ 9 Missouri Valley Conference

Event	Scrd As	Athlete	Yr	Scored Mark	Date	Pl. Pts.	Bonus	TOTAL
Scored bests come from CURRENT season								
400m	28	Anderson DEVONISH	JR	46.83 OT		2/5/16	0.1	0.25 0.35
Team Total								0.35

122 Yale ▼ 15 Ivy League

Event	Scrd As	Athlete	Yr	Scored Mark	Date	Pl. Pts.	Bonus	TOTAL
Scored bests come from CURRENT season								
Mile	38	James RANDON	JR	4:00.53		2/12/16	0.03	0.03
PV	24	Brendan SULLIVAN	SR	5.30m	17-4½	2/12/16	0.3	0.00 0.30
Team Total								0.33

123 Georgia Tech ▲ 12 Atlantic Coast Conference

Event	Scrd As	Athlete	Yr	Scored Mark	Date	Pl. Pts.	Bonus	TOTAL
Scored bests come from CURRENT season								
DMR	21	Bartlett, Reese, Littig, Greenwald		9:34.38 OT	2/20/16	0.1	0.20	0.30
Team Total								0.30

124 Dartmouth ▼ 8 Ivy League

Event	Scrd As	Athlete	Yr	Scored Mark	Date	Pl. Pts.	Bonus	TOTAL
Scored bests come from CURRENT season								
Mile	33	Joey CHAPIN	SR	4:00.27		2/12/16	0.02	0.06 0.08
3000m	28	Joey CHAPIN	SR	7:57.12		1/29/16	0.1	0.11 0.21
Team Total								0.29

125 Utah Valley ▼ 7 Western Athletic Conference

Event	Scrd As	Athlete	Yr	Scored Mark	Date	Pl. Pts.	Bonus	TOTAL
Scored bests come from CURRENT season								
200m	26	Nicholas TAYLOR	SR	21.14		1/23/16	0.15	0.12 0.27
Team Total								0.27

126 Louisiana-Lafayette ▼ 11 Sun Belt Conference

Event	Scrd As	Athlete	Yr	Scored Mark	Date	Pl. Pts.	Bonus	TOTAL
Scored bests come from CURRENT season								
60m	29	Jeryl BRAZIL	JR	6.70c	6.23(55)	1/22/16	0.075	0.12 0.19
200m	37	Hanoj CARTER	JR	21.20		2/7/16	0.04	0.04
Team Total								0.23

127 Charlotte ▼ 5 Conference USA

Event	Scrd As	Athlete	Yr	Scored Mark	Date	Pl. Pts.	Bonus	TOTAL
Scored bests come from CURRENT season								
TJ	25	Anthony CAMPBELL	SR	15.83m	51-11½	12/5/15	0.2	0.01 0.21
Team Total								0.21

"Scrd As", short for "Scored As", Standing used for place points portion of performance's score combining preseason data (when applied) to current season data

Numbers in BLACK are both the performance's actual NCAA rank AND "scored as" rank Numbers in RED indicate actual NCAA rank does not exist or is worse than "scored as" rank Numbers in BLUE indicate actual NCAA rank is better than "scored as" rank

USTFCCCA Non-Member Non-Member Schools Will NOT be ranked, beginning Week 2



2016 Indoor Track & Field, Week #5

Only those who score >0.01 pts are shown
D denotes multiple-event rule in affect

MEN

128



Gonzaga

West Coast Conference

▼ 8

Event	Scrd As	Athlete	Yr	Scored Mark	Date	Pl. Pts.	Bonus	TOTAL
-------	---------	---------	----	-------------	------	----------	-------	-------

Scored bests come from CURRENT season

▶ 3000m	29	Troy FRALEY	JR	7:57.16 OT	2/12/16	0.075	0.10	0.18
---------	----	-------------	----	------------	---------	-------	------	------

Team Total 0.18

129



Miami (Fla.)

Atlantic Coast Conference

▼ 8

Event	Scrd As	Athlete	Yr	Scored Mark	Date	Pl. Pts.	Bonus	TOTAL
-------	---------	---------	----	-------------	------	----------	-------	-------

Scored bests come from CURRENT season

▶ 60m	41	Myles VALENTINE	FR	6.72	2/5/16		0.03	0.03
-------	----	-----------------	----	------	--------	--	------	------

▶ SP	27	Isaiah SIMMONS	JR	18.54m	60-10	2/13/16	0.125	0.00	0.13
------	----	----------------	----	--------	-------	---------	-------	------	------

Team Total 0.16

130



Southern Utah

Big Sky Conference

▼ 7

Event	Scrd As	Athlete	Yr	Scored Mark	Date	Pl. Pts.	Bonus	TOTAL
-------	---------	---------	----	-------------	------	----------	-------	-------

Scored bests come from CURRENT season

▶ 5000m	30	Hayden HAWKS	SR	13:53.96 OT	2/12/16	0.05	0.11	0.16
---------	----	--------------	----	-------------	---------	------	------	------

Team Total 0.16

131



Manhattan

Metro Atlantic Athletic Conference

▲ 6

Event	Scrd As	Athlete	Yr	Scored Mark	Date	Pl. Pts.	Bonus	TOTAL
-------	---------	---------	----	-------------	------	----------	-------	-------

Scored bests come from CURRENT season

▶ WT	26	Blerim POCESTA	SR	20.83m	68-4%	2/21/16	0.15	0.00	0.15
------	----	----------------	----	--------	-------	---------	------	------	------

Team Total 0.15

132



Abilene Christian

Southland Conference

▼ 4

Event	Scrd As	Athlete	Yr	Scored Mark	Date	Pl. Pts.	Bonus	TOTAL
-------	---------	---------	----	-------------	------	----------	-------	-------

Scored bests come from CURRENT season

▶ 60m	41	Corneil LIONEL	JR	6.72	2/15/16		0.03	0.03
-------	----	----------------	----	------	---------	--	------	------

▶ 200m	36	Corneil LIONEL	JR	21.19	2/5/16		0.06	0.06
--------	----	----------------	----	-------	--------	--	------	------

▶ 400m	35	Rosen DANIEL	JR	47.08	2/15/16	0.01	0.04	0.05
--------	----	--------------	----	-------	---------	------	------	------

Team Total 0.14

133



North Texas

Conference USA

▼ 6

Event	Scrd As	Athlete	Yr	Scored Mark	Date	Pl. Pts.	Bonus	TOTAL
-------	---------	---------	----	-------------	------	----------	-------	-------

Scored bests come from CURRENT season

▶ 200m	35	Collin HEARD	JR	21.18cf	21.56	2/12/16	0.01	0.07	0.08
--------	----	--------------	----	---------	-------	---------	------	------	------

Team Total 0.08

134



Valparaiso

Horizon League

▼ 8

Event	Scrd As	Athlete	Yr	Scored Mark	Date	Pl. Pts.	Bonus	TOTAL
-------	---------	---------	----	-------------	------	----------	-------	-------

Scored bests come from CURRENT season

▶ WT	30	Jacob SMUTZ	SR	20.49m	67-2%	2/6/16	0.05	0.00	0.05
------	----	-------------	----	--------	-------	--------	------	------	------

Team Total 0.05

135



Binghamton

America East Conference

▲ 5

Event	Scrd As	Athlete	Yr	Scored Mark	Date	Pl. Pts.	Bonus	TOTAL
-------	---------	---------	----	-------------	------	----------	-------	-------

Scored bests come from CURRENT season

▶ PV	32	Peter FAGAN	JR	5.25m	17-2%	2/19/16	0.03	0.00	0.03
------	----	-------------	----	-------	-------	---------	------	------	------

Team Total 0.03

136



Butler

BIG EAST Conference

▼ 1

Event	Scrd As	Athlete	Yr	Scored Mark	Date	Pl. Pts.	Bonus	TOTAL
-------	---------	---------	----	-------------	------	----------	-------	-------

Scored bests come from CURRENT season

▶ 5000m	34	Erik PETERSON	JR	13:58.68 OT	2/12/16	0.015	0.00	0.01
---------	----	---------------	----	-------------	---------	-------	------	------

Team Total 0.01

"Scrd As", short for "Scored As", Standing used for place points portion of performance's score combining preseason data (when applied) to current season data

Numbers in BLACK are both the performance's actual NCAA rank AND "scored as" rank Numbers in RED indicate actual NCAA rank does not exist or is worse than "scored as" rank Numbers in BLUE indicate actual NCAA rank is better than "scored as" rank

USTFCCCA Non-Member

Non-Member Schools Will NOT be ranked, beginning Week 2



USTFCCCA NCAA Division I National Team Computer Rankings

as of 2/22/2016 8:08:59 AM

2016 Indoor Track & Field, Week #5

Only those who score >0.01 pts are shown
D denotes multiple-event rule in affect

WOMEN

1



Oregon

Mountain Pacific Sports Federation

▲ 1

Event	Scrd As	Athlete	Yr	Scored Mark	Date	Pl. Pts.	Bonus	TOTAL
Scored bests come from CURRENT season								
▶ 60m	2	Jasmine TODD	JR	7.20	1/29/16	18	1.79	19.79
▶ 60m	3	Hannah CUNLIFFE	SO	7.22cA 7.20	2/12/16	16	1.55	17.55
▶ 60m	32	Ariana WASHINGTON	SO	7.38cA 7.36	2/12/16	0.03	0.09	0.12
▶ 200m	20	Deajah STEVENS	FR	23.46cA 23.39	2/12/16	0.7	0.21	0.91
▶ 200m	21	Ariana WASHINGTON	SO	23.47cA 23.40	2/12/16	0.6	0.20	0.80
▶ 200m	26	Hannah CUNLIFFE	SO	23.53cA 23.46	2/12/16	0.15	0.12	0.27
▶ 400m	21	Raevyn ROGERS	SO	53.30cA 53.19	2/12/16	0.6	0.18	0.78
▶ 800m	1	Raevyn ROGERS	SO	2:00.90	2/20/16	20	3.36	23.36
▶ 800m	9	Annie LEBLANC	SR	2:03.84 OT	2/12/16	7	0.98	7.98
▶ 800m	10	Brooke FELDMEIER	SO	2:03.99 OT	2/12/16	6	0.86	6.86
▶ Mile	10	Annie LEBLANC	SR	4:36.61	1/29/16	D 6	0.65	2.65
▶ Mile	12	Alli CASH	SO	4:37.26 OT	1/16/16	D 4	0.52	2.52
▶ Mile	19	Ashley MATON	SR	4:38.18 OT	2/12/16	0.8	0.34	1.14
▶ Mile	20	Lilli BURDON	FR	4:38.24 OT	2/12/16	0.7	0.33	1.03
▶ 3000m	10	Alli CASH	SO	9:12.95 OT	2/12/16	6	0.41	6.41
▶ 5000m	14	Waverly NEER	SR	15:48.93 OT	2/12/16	2	0.84	2.84
▶ 5000m	15	Molly GRABILL	SR	15:52.94 OT	2/12/16	1.5	0.45	1.95
▶ H60m	2	Sasha WALLACE	JR	7.98cA 7.96	2/12/16	18	2.45	20.45
▶ H60m	7	Alaysha JOHNSON	FR	8.14cA 8.12	2/12/16	9	0.84	9.84
▶ 4x400	5	Johnson, Stevens, Horsley, Rogers		3:32.40cA 3:31.96	2/12/16	12	1.34	13.34
▶ DMR	8	Leblanc, Horsley, Rogers, Cash		11:03.61	1/29/16	6	1.09	7.09
▶ LJ	19	Jasmine TODD	JR	6.30m 20-8	1/29/16	0.8	0.15	0.95
▶ TJ	20	Sasha WALLACE	JR	13.00m 42-8	2/12/16	0.7	0.13	0.83
▶ SP	12	Itohan AIKHIONBARE	SR	16.82m 55-2½	1/16/16	4	0.35	4.35
▶ SP	30	Brittany MANN	JR	16.11m 52-10½	2/12/16	0.05	0.00	0.05
▶ WT	14	Brittany MANN	JR	20.91m 68-7½	1/29/16	2	0.49	2.49
Team Total								156.38

2



Georgia

Southeastern Conference

▲ 1

Event	Scrd As	Athlete	Yr	Scored Mark	Date	Pl. Pts.	Bonus	TOTAL
Scored bests come from CURRENT season								
▶ H60m	16	Kendell WILLIAMS	JR	8.20	2/5/16	1.25	0.44	1.69
▶ HJ	2	Kendell WILLIAMS	JR	1.87m 6-1½	1/29/16	18	1.98	19.98
▶ HJ	2	Chanice PORTER	SR	1.87m 6-1½	2/5/16	18	1.98	19.98
▶ HJ	7	Tatiana GUSIN	JR	1.86m 6-1½	1/22/16	9	1.42	10.42
▶ HJ	12	Madeline FAGAN	SO	1.83m 6-0	1/15/16	4	0.35	4.35
▶ HJ	23	Leontia KALLENOU	JR	1.80m 5-10½	1/16/16	0.4	0.00	0.40
▶ PV	33	Georgia STEFANIDI	JR	4.15m 13-7½	2/12/16	0.02	0.00	0.02
▶ LJ	3	Chanice PORTER	SR	6.58m 21-7½	1/29/16	16	2.18	18.18
▶ LJ	6	Keturah ORJI	SO	6.51m 21-4½	1/29/16	10	1.47	11.47
▶ LJ	11	Kendell WILLIAMS	JR	6.38m 20-11½	1/29/16	D 5	0.55	2.55
▶ TJ	1	Keturah ORJI	SO	13.78m 45-2½	2/12/16	20	4.20	24.20
▶ WT	26	Shelby ASHE	JR	20.36m 66-9½	2/12/16	0.15	0.00	0.15
▶ WT	34	Asianna COVINGTON	JR	19.82m 65-½	2/12/16	0.015	0.00	0.01
Scored bests come from PRE-SEASON DATA								
▶ PENT	1	Kendell WILLIAMS	JR	4,678	3/14/15	20	3.92	23.92
▶ PENT	4	Xenia RAHN	SR	4,450	3/14/15	14	1.86	15.86
Team Total								153.19

"Scrd As", short for "Scored As", Standing used for place points portion of performance's score combining preseason data (when applied) to current season data

Numbers in BLACK are both the performance's actual NCAA rank AND "scored as" rank Numbers in RED indicate actual NCAA rank does not exist or is worse than "scored as" rank Numbers in BLUE indicate actual NCAA rank is better than "scored as" rank

USTFCCCA Non-Member

Non-Member Schools Will NOT be ranked, beginning Week 2



USTFCCCA NCAA Division I National Team Computer Rankings

as of 2/22/2016 8:08:59 AM

2016 Indoor Track & Field, Week #5

Only those who score >0.01 pts are shown
D denotes multiple-event rule in affect

WOMEN

3



Florida

Southeastern Conference

▼ 2

Event	Scrd As	Athlete	Yr	Scored Mark	Date	Pl. Pts.	Bonus	TOTAL	
Scored bests come from CURRENT season									
▶ 60m	1	Shayla SANDERS	SR	7.17	1/29/16	20	2.16	22.16	
▶ 60m	17	Kyra JEFFERSON	SR	7.33	1/29/16	1	0.38	1.38	
▶ 60m	32	Robin REYNOLDS	SR	7.38	1/29/16	0.03	0.09	0.12	
▶ 200m	1	Kyra JEFFERSON	SR	22.72	1/29/16	20	2.83	22.83	
▶ 200m	5	Robin REYNOLDS	SR	23.10	2/12/16	D 12	1.32	3.32	
▶ 200m	17	Shayla SANDERS	SR	23.39	2/12/16	1	0.36	1.36	
▶ 400m	3	Kyra JEFFERSON	SR	52.19	2/12/16	D 16	1.63	3.63	
▶ 400m	4	Robin REYNOLDS	SR	52.27	2/12/16	14	1.49	15.49	
▶ 400m	5	Claudia FRANCIS	SR	52.39	2/12/16	12	1.28	13.28	
▶ 800m	21	Claudia FRANCIS	SR	2:05.04 OT	1/22/16	0.6	0.19	0.79	
▶ H60m	12	Skylar ROSS-RANSOM	SO	8.18	1/22/16	4	0.58	4.58	
▶ 4x400	3	Reynolds, Jefferson, Sharpe, Francis		3:30.51 OT	1/22/16	16	2.39	18.39	
▶ LJ	10	Yanis DAVID	FR	6.39m	20-11%	1/29/16	6	0.63	6.63
▶ TJ	2	Yanis DAVID	FR	13.50m	44-3%	2/12/16	18	2.48	20.48
▶ TJ	3	Darrielle MCQUEEN	SO	13.36m	43-10	1/29/16	16	1.62	17.62
▶ SP	28	Lloydricia CAMERON	SO	16.30m	53-5%	2/5/16	0.1	0.00	0.10
Team Total								152.14	

4



Arkansas

Southeastern Conference

unch

Event	Scrd As	Athlete	Yr	Scored Mark	Date	Pl. Pts.	Bonus	TOTAL	
Scored bests come from CURRENT season									
▶ 200m	3	Taylor ELLIS-WATSON	SR	23.03	2/12/16	D 16	1.59	3.59	
▶ 200m	32	Payton STUMBAUGH	SO	23.67	2/12/16	0.03	0.00	0.03	
▶ 400m	2	Taylor ELLIS-WATSON	SR	52.18	2/12/16	18	1.65	19.65	
▶ 400m	15	Daina HARPER	JR	52.95	2/12/16	1.5	0.44	1.94	
▶ 400m	24	Payton STUMBAUGH	SO	53.42	2/19/16	0.3	0.12	0.42	
▶ Mile	22	Nikki HILTZ	SO	4:38.27 OT	2/12/16	0.5	0.32	0.82	
▶ Mile	31	Jessica KAMILOS	SR	4:39.70	1/29/16	0.04	0.09	0.13	
▶ 3000m	14	Jessica KAMILOS	SR	9:13.92 OT	2/12/16	2	0.35	2.35	
▶ H60m	11	Payton STUMBAUGH	SO	8.16	1/29/16	5	0.71	5.71	
▶ H60m	12	Taliyah BROOKS	SO	8.18	1/29/16	4	0.58	4.58	
▶ 4x400	4	Brooks, Harper, Swinton, Ellis-Watson		3:32.27	2/12/16	14	1.41	15.41	
▶ DMR	11	Hiltz, Harper, Haiss, Kamilos		11:05.19 OT	2/20/16	2	0.80	2.80	
▶ PV	1	Alexis WEEKS	FR	4.60m	15-1	2/12/16	20	3.80	23.80
▶ PV	5	Victoria WEEKS	FR	4.40m	14-5%	2/19/16	12	1.24	13.24
▶ PV	28	Megan ZIMLICH	SR	4.19m	13-9	2/5/16	0.1	0.00	0.10
▶ PV	33	Ariel VOSKAMP	SR	4.15m	13-7%	1/22/16	0.02	0.00	0.02
▶ LJ	13	Taliyah BROOKS	SO	6.35m	20-10	1/29/16	D 3	0.34	2.34
▶ PENT	3	Taliyah BROOKS	SO	4,457	1/29/16	16	1.92	17.92	
▶ PENT	11	Payton STUMBAUGH	SO	4,170	1/29/16	5	0.33	5.33	
Scored bests come from PRE-SEASON DATA									
▶ PENT	5	Alex GOCHENOUR	SR	4,430	3/14/15	12	1.67	13.67	
▶ PENT	12	Leigha BROWN	JR	4,155	1/30/15	4	0.29	4.29	
Team Total								138.15	

"Scrd As", short for "Scored As", Standing used for place points portion of performance's score combining preseason data (when applied) to current season data

Numbers in BLACK are both the performance's actual NCAA rank AND "scored as" rank Numbers in RED indicate actual NCAA rank does not exist or is worse than "scored as" rank Numbers in BLUE indicate actual NCAA rank is better than "scored as" rank

USTFCCCA Non-Member

Non-Member Schools Will NOT be ranked, beginning Week 2



2016 Indoor Track & Field, Week #5

Only those who score >0.01 pts are shown
D denotes multiple-event rule in affect

WOMEN

5



Texas

Big 12 Conference

unch

Event	Scrd As	Athlete	Yr	Scored Mark	Date	Pl. Pts.	Bonus	TOTAL
Scored bests come from CURRENT season								
▶ 60m	4	Teahna DANIELS	FR	7.23	2/12/16	14	1.43	15.43
▶ 60m	5	Morolake AKINOSUN	SR	7.24	2/12/16	12	1.31	13.31
▶ 200m	21	Morolake AKINOSUN	SR	23.47	1/15/16	0.6	0.20	0.80
▶ 400m	1	Courtney OKOLO	SR	51.16	2/5/16	20	3.48	23.48
▶ 400m	11	Chrisann GORDON	JR	52.64	2/5/16	5	0.84	5.84
▶ H60m	22	Mobolaji ADEOKUN	SR	8.27	2/5/16	0.5	0.14	0.64
▶ H60m	25	Ashley MILLER	FR	8.28	2/12/16	0.2	0.11	0.31
▶ H60m	25	Ariel JONES	SO	8.28	1/22/16	0.2	0.11	0.31
▶ 4x400	1	Gordon, Akinosun, Jones, Okolo		3:27.94	2/12/16	20	3.85	23.85
▶ PV	11	Kally LONG	SO	4.30m	14-1½	5	0.31	5.31
▶ PV	11	Kaitlin PETRILLOSE	SR	4.30m	14-1½	5	0.31	5.31
▶ PV	29	Shay PETTY	SO	4.18m	13-8½	0.075	0.00	0.08
▶ PV	33	Ali UHLE	FR	4.15m	13-7½	0.02	0.00	0.02
▶ TJ	23	Asa GARCIA	FR	12.91m	42-4½	0.4	0.00	0.40
Team Total								95.07

6



Michigan

Big Ten Conference

▲ 3

Event	Scrd As	Athlete	Yr	Scored Mark	Date	Pl. Pts.	Bonus	TOTAL
Scored bests come from CURRENT season								
▶ 800m	25	Jaimie PHELAN	JR	2:05.50 OT	2/12/16	0.2	0.07	0.27
▶ 800m	27	Danielle PFEIFER	SR	2:05.76 OT	2/12/16	0.125	0.00	0.13
▶ Mile	5	Shannon OSIKA	SR	4:34.34 OT	2/5/16	12	1.28	13.28
▶ Mile	39	Erin FINN	JR	4:40.38 OT	1/23/16		0.02	0.02
▶ 3000m	4	Erin FINN	JR	9:01.25 OT	2/5/16	14	1.77	15.77
▶ 3000m	22	Gina SERENO	JR	9:17.21 OT	2/5/16	0.5	0.17	0.67
▶ 5000m	2	Erin FINN	JR	15:38.98 OT	2/12/16	18	1.81	19.81
▶ H60m	1	Cindy OFILI	SR	7.97	2/5/16	20	2.56	22.56
▶ DMR	3	Phelan, Long, Pfeifer, Osika		10:58.25 OT	2/20/16	16	2.18	18.18
Scored bests come from PRE-SEASON DATA								
▶ PENT	16	Aaron HOWELL	JR	4,115	2/13/15	1.25	0.16	1.41
Team Total								92.10

7



Kansas State

Big 12 Conference

▼ 1

Event	Scrd As	Athlete	Yr	Scored Mark		Date	Pl. Pts.	Bonus	TOTAL	
Scored bests come from CURRENT season										
▶ 60m	31	A'Keyla MITCHELL	SO	7.37		1/15/16	0.04	0.13	0.17	
▶ 200m	15	A'Keyla MITCHELL	SO	23.37		2/12/16	1.5	0.41	1.91	
▶ 400m	31	A'Keyla MITCHELL	SO	53.73		2/5/16	0.04	0.00	0.04	
▶ H60m	3	Akela JONES	SR	8.05		2/5/16	D	16	1.73	3.73
▶ 4x400	17	Gaskin, Mitchell, Jones, Gamble		3:35.91		2/5/16		0.5	0.09	0.59
▶ HJ	2	Akela JONES	SR	1.87m	6-1½	1/9/16	18	1.98		19.98
▶ HJ	2	Kimberly WILLIAMSON	JR	1.87m	6-1½	1/15/16	18	1.98		19.98
▶ HJ	30	Rhizlane SIBA	SO	1.79m	5-10½	2/19/16	0.05	0.00		0.05
▶ LJ	2	Akela JONES	SR	6.64m	21-9½	1/22/16	18	2.81		20.81
▶ SP	5	Dani WINTERS	SR	17.29m	56-8½	12/12/15	12	1.09		13.09
▶ WT	21	Sara SAVATOVIC	SR	20.44m	67-¾	1/15/16	0.6	0.04		0.64
▶ PENT	2	Akela JONES	SR	4,664		1/22/16	D	18	3.79	5.79
Team Total									86.79	

8



Tennessee

Southeastern Conference

▼ 1

Event	Scrd As	Athlete	Yr	Scored Mark		Date	Pl. Pts.	Bonus	TOTAL
Scored bests come from CURRENT season									
▶ 60m	7	Kali DAVIS-WHITE	JR	7.28		1/15/16	9	0.83	9.83
▶ 60m	10	Felicia BROWN	SR	7.30		1/22/16	6	0.62	6.62
▶ 200m	2	Felicia BROWN	SR	22.81		2/12/16	18	2.47	20.47
▶ 200m	9	Kali DAVIS-WHITE	JR	23.23		1/22/16	7	0.81	7.81
▶ 200m	13	Felecia MAJORS	JR	23.34		2/12/16	3	0.49	3.49
▶ 400m	16	Felecia MAJORS	JR	53.07		2/12/16	1.25	0.32	1.57
▶ 5000m	3	Chelsea BLAASE	SR	15:43.81	OT	2/12/16	16	1.34	17.34
▶ 4x400	7	Dyer, Majors, White, Brown		3:32.70		2/5/16	8	1.19	9.19
▶ PV	33	Kristen DENK	FR	4.15m	13-7½	2/12/16	0.02	0.00	0.02
▶ LJ	31	Cidaea' WOODS	SO	6.15m	20-2¼	12/11/15	0.04	0.00	0.04
▶ SP	9	Cassie WERTMAN	SR	16.95m	55-7½	2/12/16	7	0.49	7.49
Team Total									83.85

"Scrd As", short for "Scored As", Standing used for place points portion of performance's score combining preseason data (when applied) to current season data

Numbers in BLACK are both the performance's actual NCAA rank AND "scored as" rank Numbers in RED indicate actual NCAA rank does not exist or is worse than "scored as" rank Numbers in BLUE indicate actual NCAA rank is better than "scored as" rank

USTFCCCA Non-Member

Non-Member Schools Will NOT be ranked, beginning Week 2



2016 Indoor Track & Field, Week #5

Only those who score >0.01 pts are shown
D denotes multiple-event rule in affect

WOMEN

9



NC State

Atlantic Coast Conference

▼ 1

Event	Scrd As	Athlete	Yr	Scored Mark	Date	Pl. Pts.	Bonus	TOTAL
Scored bests come from CURRENT season								
▶ Mile	11	Megan MOYE	JR	4:37.04 OT	2/12/16	5	0.57	5.57
▶ 3000m	2	Wesley FRAZIER	SO	8:56.66cf 9:01.26	1/29/16	18	2.57	20.57
▶ 3000m	6	Erika KEMP	SO	9:06.07 OT	2/12/16	10	1.13	11.13
▶ 5000m	4	Erika KEMP	SO	15:45.46	12/5/15	14	1.18	15.18
▶ H60m	18	Alexis PERRY	SR	8.24	2/5/16	0.9	0.24	1.14
▶ WT	2	Nicole CHAVIS	SR	21.91m 71-10%	1/29/16	18	2.56	20.56
Team Total								74.14

10



Southern California

Mountain Pacific Sports Federation

unch

Event	Scrd As	Athlete	Yr	Scored Mark	Date	Pl. Pts.	Bonus	TOTAL
Scored bests come from CURRENT season								
▶ 60m	22	Alexis FAULKNER	SR	7.35	1/22/16	0.5	0.22	0.72
▶ 60m	37	Deanna HILL	SO	7.40	2/12/16		0.02	0.02
▶ 200m	4	Deanna HILL	SO	23.09	2/12/16	14	1.36	15.36
▶ 400m	6	Jaide STEPTER	SR	52.41cA 52.30	2/5/16	10	1.24	11.24
▶ 400m	8	Amalie IUDEL	JR	52.52	2/12/16	8	1.05	9.05
▶ 400m	12	Kendall ELLIS	SO	52.77	2/12/16	4	0.65	4.65
▶ H60m	33	Jasmyne GRAHAM	FR	8.31	1/16/16	0.02	0.01	0.03
▶ 4x400	2	Ellis, Iuel, Hill, Stepter		3:28.82	2/12/16	18	3.35	21.35
▶ LJ	7	Margaux JONES	FR	6.41m 21-½	2/5/16	9	0.77	9.77
Team Total								72.18

11



Oklahoma State

Big 12 Conference

▲ 1

Event	Scrd As	Athlete	Yr	Scored Mark	Date	Pl. Pts.	Bonus	TOTAL
Scored bests come from CURRENT season								
▶ 800m	5	Savannah CAMACHO	JR	2:03.48 OT	2/20/16	12	1.27	13.27
▶ 800m	6	Kaela EDWARDS	SO	2:03.60	1/15/16	D	10	1.17 3.17
▶ 800m	29	Clara NICHOLS	JR	2:05.81 OT	2/12/16	0.075	0.00	0.08
▶ Mile	2	Kaela EDWARDS	SO	4:32.14	1/29/16	18	1.96	19.96
▶ 3000m	7	Kaela EDWARDS	JR	9:06.27 OT	2/12/16	D	9	1.11 3.11
▶ 3000m	27	Ingeborg LOEVNES	JR	9:18.11 OT	2/12/16	0.125	0.12	0.24
▶ 3000m	34	Aurora DYBEDOKKEN	SO	9:19.71 OT	2/12/16	0.015	0.03	0.04
▶ DMR	6	Sughrue, Nichols, Camacho, Edwards		11:01.15	1/29/16	10	1.59	11.59
▶ SP	3	Chase EALEY	SR	17.63m 57-10%	2/12/16	16	1.95	17.95
Team Total								69.41

12



LSU

Southeastern Conference

▲ 10

Event	Scrd As	Athlete	Yr	Scored Mark	Date	Pl. Pts.	Bonus	TOTAL
Scored bests come from CURRENT season								
▶ 60m	6	Mikiah BRISCO	SO	7.25cA 7.23	2/5/16	10	1.19	11.19
▶ 60m	21	Rushell HARVEY	JR	7.34	2/19/16	0.6	0.30	0.90
▶ 60m	25	Kortnei JOHNSON	FR	7.36	2/19/16	0.2	0.17	0.37
▶ 60m	36	Jada MARTIN	JR	7.39cA 7.37	2/5/16		0.05	0.05
▶ 60m	37	Aleia HOBBS	SO	7.40	2/12/16		0.02	0.02
▶ 200m	5	Jada MARTIN	JR	23.10cA 23.03	2/5/16	12	1.32	13.32
▶ 200m	18	Kortnei JOHNSON	FR	23.43	2/12/16	0.9	0.25	1.15
▶ 400m	27	Travia JONES	JR	53.59	2/12/16	0.125	0.02	0.15
▶ 800m	11	Morgan SCHUETZ	JR	2:04.05 OT	2/20/16	5	0.82	5.82
▶ Mile	38	Morgan SCHUETZ	JR	4:40.07	1/29/16		0.05	0.05
▶ H60m	4	Mikiah BRISCO	SO	8.06	2/19/16	14	1.63	15.63
▶ H60m	6	Daeshon GORDON	SO	8.10	2/19/16	10	1.22	11.22
▶ H60m	17	Chanice CHASE	SR	8.23	2/19/16	1	0.27	1.27
▶ 4x400	13	Payne, Jones, Misher, Martin		3:34.42	2/12/16	0.9	0.56	1.46
▶ DMR	12	Parker, Jones, Deworth, Schuetz		11:05.34 OT	2/20/16	1	0.78	1.78
▶ LJ	15	Nataliyah FRIAR	JR	6.32m 20-9	1/29/16	1.5	0.22	1.72
▶ TJ	18	Nataliyah FRIAR	JR	13.03m 42-9	1/29/16	0.9	0.19	1.09
Team Total								67.18

"Scrd As", short for "Scored As", Standing used for place points portion of performance's score combining preseason data (when applied) to current season data

Numbers in BLACK are both the performance's actual NCAA rank AND "scored as" rank Numbers in RED indicate actual NCAA rank does not exist or is worse than "scored as" rank Numbers in BLUE indicate actual NCAA rank is better than "scored as" rank

USTFCCCA Non-Member

Non-Member Schools Will NOT be ranked, beginning Week 2



USTFCCCA NCAA Division I National Team Computer Rankings

as of 2/22/2016 8:09:00 AM

2016 Indoor Track & Field, Week #5

Only those who score >0.01 pts are shown
D denotes multiple-event rule in affect

WOMEN

13



Notre Dame

Atlantic Coast Conference

2

Event	Scrd As	Athlete	Yr	Scored Mark	Date	Pl. Pts.	Bonus	TOTAL
Scored bests come from CURRENT season								
400m	8	Margaret BAMGBOSE	SR	52.52 OT	2/5/16	8	1.05	9.05
3000m	3	Molly SEIDEL	JR	8:57.13 OT	2/5/16	16	2.49	18.49
3000m	25	Anna ROHRER	FR	9:17.87 OT	1/23/16	0.2	0.13	0.33
5000m	9	Molly SEIDEL	JR	15:47.07 OT	2/12/16	7	1.02	8.02
5000m	11	Anna ROHRER	FR	15:47.78 OT	2/12/16	5	0.95	5.95
H60m	7	Kaila BARBER	SR	8.14	2/5/16	9	0.84	9.84
DMR	5	Aragon, Bamgbose, Harris, Seidel		11:00.73 OT	2/20/16	12	1.68	13.68
PENT	24	Carly LOEFFEL	SR	4,019 OT	2/12/16	0.3	0.00	0.30
Team Total								65.66

14



Georgetown

BIG EAST Conference

3

Event	Scrd As	Athlete	Yr	Scored Mark	Date	Pl. Pts.	Bonus	TOTAL	
Scored bests come from CURRENT season									
▶ 800m	2	Sabrina SOUTHERLAND	JR	2:03.10	2/6/16	18	1.57	19.57	
▶ 800m	14	Andrea KEKLAK	SR	2:04.38	1/29/16	D	2	0.56	2.56
▶ 800m	19	Heather MARTIN	SR	2:04.93	2/20/16	0.8	0.24	1.04	
▶ 800m	20	Emma KEENAN	SO	2:04.97	2/20/16	0.7	0.22	0.92	
▶ Mile	3	Andrea KEKLAK	SR	4:33.24	2/12/16	16	1.62	17.62	
▶ Mile	14	Katrina COOGAN	SR	4:37.29	2/20/16	2	0.52	2.52	
▶ DMR	2	Keklak, Martin, Southernland, Coogan		10:54.77	1/29/16	18	2.90	20.90	
Team Total								65.13	

15



Kentucky

Southeastern Conference

2

Event	Scrd As	Athlete	Yr	Scored Mark		Date	Pl. Pts.	Bonus	TOTAL
Scored bests come from CURRENT season									
▶ 60m	7	Javianne OLIVER	JR	7.28		12/11/15	9	0.83	9.83
▶ 60m	17	Destiny CARTER	JR	7.33		2/12/16	1	0.38	1.38
▶ 200m	18	Destiny CARTER	JR	23.43		2/12/16	0.9	0.25	1.15
▶ 200m	21	Kianna GRAY	FR	23.47 OT		1/22/16	0.6	0.20	0.80
▶ 400m	19	Kiah SEYMOUR	SR	53.17		2/12/16	0.8	0.26	1.06
▶ 800m	18	Ariah GRAHAM	JR	2:04.64 OT		1/22/16	0.9	0.39	1.29
▶ H60m	25	Jacklyn HOWELL	SO	8.28		2/5/16	0.2	0.11	0.31
▶ H60m	29	Jasmine QUINN	FR	8.29		1/22/16	0.075	0.08	0.15
▶ 4x400	6	Mitchell, Graham, Carter, Seymour		3:32.51		2/12/16	10	1.28	11.28
▶ PV	30	Olivia GRUVER	FR	4.17m	13-8%	1/22/16	0.05	0.00	0.05
▶ LJ	3	Sha'Keela SAUNDERS	JR	6.58m	21-7%	2/12/16	16	2.18	18.18
▶ LJ	25	Destiny CARTER	JR	6.21m	20-4%	2/12/16	0.2	0.00	0.20
▶ TJ	11	Sha'Keela SAUNDERS	JR	13.20m	43-3%	1/15/16	5	0.69	5.69
▶ TJ	31	Marie-Josée EBWEA-BILE	FR	12.82m	42-¾	2/12/16	0.04	0.00	0.04
▶ SP	25	Adriana BROWN	SO	16.44m	53-11%	12/11/15	0.2	0.00	0.20
▶ WT	10	Beckie FAMUREWA	SR	21.19m	69-6%	12/11/15	6	0.88	6.88
Team Total									58.49

16



Duke

Atlantic Coast Conference

1

Event	Scrd As	Athlete	Yr	Scored Mark		Date	Pl. Pts.	Bonus	TOTAL
Scored bests come from CURRENT season									
▶ 800m	4	Anima BANKS	SR	2:03.41		2/12/16	14	1.32	15.32
▶ DMR	10	Hallowes, Price, Kopp, Banks		11:04.27cf	11:11.38	2/20/16	4	0.96	4.96
▶ HJ	23	Karli JOHONNOT	SR	1.80m	5-10%	1/21/16	0.4	0.00	0.40
▶ PV	1	Megan CLARK	SR	4.60m	15-1	2/5/16	20	3.80	23.80
▶ PV	20	Madison HEATH	SO	4.21m	13-9%	2/11/16	0.7	0.00	0.70
▶ LJ	30	Teddi MASLOWSKI	SR	6.16m	20-2½	2/19/16	0.05	0.00	0.05
▶ PENT	9	Karli JOHONNOT	SR	4,304		1/21/16	7	0.85	7.85
Scored bests come from PRE-SEASON DATA									
▶ PENT	18	Teddi MASLOWSKI	SR	4,097		2/26/15	0.9	0.10	1.00
Team Total									54.09

"Scrd As", short for "Scored As", Standing used for place points portion of performance's score combining preseason data (when applied) to current season data

Numbers in BLACK are both the performance's actual NCAA rank AND "scored as" rank Numbers in RED indicate actual NCAA rank does not exist or is worse than "scored as" rank Numbers in BLUE indicate actual NCAA rank is better than "scored as" rank

USTFCCCA Non-Member

Non-Member Schools Will NOT be ranked, beginning Week 2



2016 Indoor Track & Field, Week #5

Only those who score >0.01 pts are shown
D denotes multiple-event rule in affect

WOMEN

17



Washington

Mountain Pacific Sports Federation

▼ 3

Event	Scrd As	Athlete	Yr	Scored Mark	Date	Pl. Pts.	Bonus	TOTAL
Scored bests come from CURRENT season								
▶ 60m	22	Kennadi BOUYER	JR	7.35	1/16/16	0.5	0.22	0.72
▶ 800m	23	Baylee MIRES	SR	2:05.19 OT	2/12/16	0.4	0.15	0.55
▶ 800m	33	Eleanor FULTON	SR	2:06.53 OT	2/14/16	0.02	0.00	0.02
▶ Mile	12	Eleanor FULTON	SR	4:37.26 OT	2/20/16	4	0.52	4.52
▶ Mile	25	Maddie MEYERS	SR	4:38.59 OT	1/29/16	0.2	0.26	0.46
▶ Mile	40	Anna MAXWELL	SO	4:40.41 OT	1/29/16		0.02	0.02
▶ 3000m	9	Anna MAXWELL	SO	9:12.38 OT	2/12/16	7	0.44	7.44
▶ 3000m	18	Maddie MEYERS	SR	9:16.00 OT	2/12/16	0.9	0.23	1.13
▶ 3000m	19	Katie KNIGHT	SO	9:16.31 OT	2/12/16	0.8	0.22	1.02
▶ DMR	9	Fulton, Armstead, Mires, Meyers		11:04.14 OT	1/29/16	5	0.99	5.99
▶ PV	5	Diamara PLANELL CRUZ	SR	4.40m 14-5½	2/12/16	12	1.24	13.24
▶ PV	8	Elizabeth QUICK	JR	4.35m 14-3½	2/12/16	8	0.76	8.76
▶ PV	9	Kristina OWSINSKI	SR	4.32m 14-2	1/16/16	7	0.47	7.47
Team Total								51.34

18



Miami (Fla.)

Atlantic Coast Conference

▼ 2

Event	Scrd As	Athlete	Yr	Scored Mark	Date	Pl. Pts.	Bonus	TOTAL
Scored bests come from CURRENT season								
▶ 200m	8	Shakima WIMBLEY	JR	23.20	2/12/16	8	0.93	8.93
▶ 400m	13	Shakima WIMBLEY	JR	52.90	2/5/16	D 3	0.50	2.50
▶ 400m	29	Aiyanna STIVERNE	JR	53.71 OT	1/22/16	0.075	0.00	0.08
▶ H60m	12	Ebony MORRISON	JR	8.18	2/12/16	4	0.58	4.58
▶ 4x400	10	Stiverne, Ellis, Wimbley, Moore		3:34.04	2/12/16	4	0.70	4.70
▶ HJ	23	Dakota DAILEY-HARRIS	SR	1.80m 5-10½	1/22/16	0.4	0.00	0.40
▶ PV	4	Alysha NEWMAN	JR	4.50m 14-9	2/5/16	14	2.37	16.37
▶ SP	34	Tiffany OKIEME	SR	16.02m 52-6½	1/16/16	0.015	0.00	0.01
▶ WT	8	Precious OGUNLEYE	SR	21.27m 69-9½	2/5/16	8	1.03	9.03
▶ WT	17	Tiffany OKIEME	SR	20.60m 67-7	1/22/16	1	0.20	1.20
Team Total								47.79

19



Boise State

Mountain West Conference

▼ 1

Event	Scrd As	Athlete	Yr	Scored Mark	Date	Pl. Pts.	Bonus	TOTAL
Scored bests come from CURRENT season								
▶ 3000m	1	Allie OSTRANDER	FR	8:54.27 OT	2/12/16	20	3.00	23.00
▶ 5000m	1	Allie OSTRANDER	FR	15:21.85 OT	1/29/16	20	3.54	23.54
▶ 5000m	28	Minttu HUKKA	SO	16:09.36 OT	1/29/16	0.1	0.00	0.10
▶ 5000m	32	Brenna PELOQUIN	FR	16:11.90 OT	1/29/16	0.03	0.00	0.03
Team Total								46.67

20



Texas A&M

Southeastern Conference

▼ 1

Event	Scrd As	Athlete	Yr	Scored Mark	Date	Pl. Pts.	Bonus	TOTAL
Scored bests come from CURRENT season								
▶ 60m	10	Jennifer MADU	SR	7.30	1/29/16	6	0.62	6.62
▶ 60m	17	Aaliyah BROWN	JR	7.33	2/5/16	1	0.38	1.38
▶ 200m	9	Diamond SPAULDING	FR	23.23	2/12/16	7	0.81	7.81
▶ 200m	12	Aaliyah BROWN	JR	23.30	2/5/16	4	0.59	4.59
▶ 400m	7	Shamier LITTLE	JR	52.43	2/12/16	9	1.21	10.21
▶ 400m	25	Briyahna DESROSIERS	SO	53.53	1/15/16	0.2	0.05	0.25
▶ 800m	28	Katie WILLARD	JR	2:05.79	2/5/16	0.1	0.00	0.10
▶ 4x400	14	Sparling, Desrosiers, Owens, Little		3:34.50	2/5/16	0.8	0.53	1.33
▶ HJ	19	Annie KUNZ	SR	1.81m 5-11½	2/5/16	0.8	0.00	0.80
▶ LJ	20	Jennifer MADU	SR	6.29m 20-7½	2/12/16	0.7	0.12	0.82
▶ PENT	7	Annie KUNZ	SR	4,363	2/5/16	9	1.21	10.21
Team Total								44.12

21



Akron

Mid-American Conference

▲ 2

Event	Scrd As	Athlete	Yr	Scored Mark	Date	Pl. Pts.	Bonus	TOTAL
Scored bests come from CURRENT season								
▶ HJ	1	Claudia GARCIA JOU	SR	1.88m 6-2	1/29/16	20	2.54	22.54
▶ LJ	15	Daniella JOHNSON	JR	6.32m 20-9	2/5/16	1.5	0.22	1.72
▶ SP	5	Alexis COOKS	SR	17.29m 56-8½	2/19/16	12	1.09	13.09
▶ WT	12	Alexis COOKS	SR	21.03m 69-0	1/22/16	4	0.60	4.60
▶ PENT	20	Jaclyn SIEFRING	SO	4,089 OT	2/5/16	0.7	0.08	0.78
Team Total								42.74

"Scrd As", short for "Scored As", Standing used for place points portion of performance's score combining preseason data (when applied) to current season data

Numbers in BLACK are both the performance's actual NCAA rank AND "scored as" rank Numbers in RED indicate actual NCAA rank does not exist or is worse than "scored as" rank Numbers in BLUE indicate actual NCAA rank is better than "scored as" rank

USTFCCCA Non-Member

Non-Member Schools Will NOT be ranked, beginning Week 2



2016 Indoor Track & Field, Week #5

Only those who score >0.01 pts are shown
D denotes multiple-event rule in affect

WOMEN

22



Wisconsin

Big Ten Conference

▲ 2

Event	Scrd As	Athlete	Yr	Scored Mark		Date	Pl. Pts.	Bonus	TOTAL
Scored bests come from CURRENT season									
▶ HJ	30	Georgia ELLENWOOD	JR	1.79m	5-10½	1/29/16	0.05	0.00	0.05
▶ SP	2	Kelsey CARD	SR	17.85m	58-6¼	1/22/16	18	2.60	20.60
▶ WT	9	Kelsey CARD	SR	21.21m	69-7	2/12/16	7	0.92	7.92
▶ PENT	8	Georgia ELLENWOOD	JR	4,317		1/29/16	8	0.93	8.93
Team Total								37.50	

23



New Mexico

Mountain West Conference

▲ 10

Event	Scrd As	Athlete	Yr	Scored Mark		Date	Pl. Pts.	Bonus	TOTAL
Scored bests come from CURRENT season									
► Mile	8	Sophie CONNOR	SR	4:36.37cA	4:42.53	2/12/16	8	0.70	8.70
► Mile	28	Calli THACKERY	JR	4:39.32cA	4:45.54	1/30/16	0.1	0.13	0.23
► 3000m	5	Calli THACKERY	JR	9:03.59 OT		2/12/16	12	1.42	13.42
► DMR	7	Connor, VanGrinsven, Hosker-Thornhil, Thackery		11:01.86cf	11:08.95	2/20/16	8	1.45	9.45
► TJ	12	Jannell HADNOT	JR	13.17m	43-2½	2/12/16	4	0.57	4.57
Team Total									36.36

24



Baylor

Big 12 Conference

▲ 6

Event	Scrd As	Athlete	Yr	Scored Mark		Date	Pl. Pts.	Bonus	TOTAL
Scored bests come from CURRENT season									
▶ 200m	11	Taylor BENNETT	FR	23.24		2/19/16	5	0.77	5.77
▶ 800m	22	Olicia WILLIAMS	SR	2:05.13 OT		2/12/16	0.5	0.17	0.67
▶ 4x400	20	Bennett, Hawn, Horton, Dayries		3:37.57		2/12/16	0.2	0.00	0.20
▶ DMR	15	Myers, Hawn, Williams, Montoya		11:13.21 OT		2/20/16	0.7	0.00	0.70
▶ PV	5	Annie RHODES	JR	4.40m	14-5¾	2/12/16	12	1.24	13.24
▶ TJ	26	Rachel TOLIVER	JR	12.89m	42-3¾	2/12/16	0.15	0.00	0.15
▶ SP	4	Cion HICKS	JR	17.39m	57-¾	2/12/16	14	1.30	15.30
Scored bests come from PRE-SEASON DATA									
▶ PENT	34	Jenna PFEIFFER	SR	3,891		2/27/15	0.015	0.00	0.01
Team Total									36.04

25



Purdue

Big Ten Conference

▼ 4

Event	Scrd As	Athlete	Yr	Scored Mark		Date	Pl. Pts.	Bonus	TOTAL
Scored bests come from CURRENT season									
▶ 60m	15	Savannah CARSON	JR	7.32		2/5/16	1.5	0.46	1.96
▶ 60m	37	Devynne CHARLTON	JR	7.40		2/5/16		0.02	0.02
▶ 400m	18	Symone BLACK	SO	53.13 OT		2/5/16	0.9	0.28	1.18
▶ Mile	9	Katie HOEVET	SR	4:36.53 OT		2/5/16	7	0.67	7.67
▶ H60m	5	Devynne CHARLTON	JR	8.08		2/5/16	12	1.42	13.42
▶ 4x400	19	Black, Cox, Jones, Thomas		3:37.43cf	3:40.31	2/13/16	0.3	0.00	0.30
▶ DMR	13	McIntosh, Black, McLeod, Hoevet		11:06.40 OT		2/20/16	0.9	0.63	1.53
▶ LJ	7	Savannah CARSON	JR	6.41m	21-¾	2/5/16	9	0.77	9.77
Team Total									35.85

26



Stanford

Mountain Pacific Sports Federation

▼ 6

Event	Scrd As	Athlete	Yr	Scored Mark		Date	Pl. Pts.	Bonus	TOTAL
Scored bests come from CURRENT season									
▶ 800m	12	Olivia BAKER	SO	2:04.10		1/29/16	4	0.78	4.78
▶ 800m	15	Claudia SAUNDERS	SR	2:04.43		1/29/16	1.5	0.52	2.02
▶ 800m	24	Malika WASCHMANN	JR	2:05.47		1/29/16	0.3	0.08	0.38
▶ Mile	23	Elise CRANNY	SO	4:38.44 OT		2/12/16	0.4	0.29	0.69
▶ 3000m	15	Vanessa FRASER	JR	9:14.06		1/29/16	1.5	0.34	1.84
▶ 5000m	27	Vanessa FRASER	JR	16:06.25 OT		2/12/16	0.125	0.00	0.13
▶ 4x400	11	Gayles, Baker, Crunkleton-Wils, Williams		3:34.22cA	3:33.78	2/12/16	2	0.63	2.63
▶ DMR	1	Saunders, Williams, Baker, Mehra		10:54.58		1/29/16	20	2.94	22.94
Team Total									35.40

"Scrd As", short for "Scored As", Standing used for place points portion of performance's score combining preseason data (when applied) to current season data

Numbers in BLACK are both the performance's actual NCAA rank AND "scored as" rank Numbers in RED indicate actual NCAA rank does not exist or is worse than "scored as" rank Numbers in BLUE indicate actual NCAA rank is better than "scored as" rank

USTFCCCA Non-Member

Non-Member Schools Will NOT be ranked, beginning Week 2



USTFCCCA NCAA Division I National Team Computer Rankings

as of 2/22/2016 8:09:00 AM

2016 Indoor Track & Field, Week #5

Only those who score >0.01 pts are shown
D denotes multiple-event rule in affect

WOMEN

27



Penn State

Big Ten Conference

▼ 1

Event	Scrd As	Athlete	Yr	Scored Mark	Date	Pl. Pts.	Bonus	TOTAL
Scored bests come from CURRENT season								
► Mile	18	Tori GERLACH	SR	4:37.83	1/29/16	0.9	0.41	1.31
► 3000m	12	Tori GERLACH	SR	9:13.65 OT	2/12/16	4	0.37	4.37
► 3000m	23	Elizabeth CHIKOTAS	SO	9:17.58	1/29/16	0.4	0.15	0.55
► 5000m	7	Tessa BARRETT	FR	15:46.08 OT	2/12/16	9	1.12	10.12
► 5000m	26	Elizabeth CHIKOTAS	SO	16:04.66 OT	2/12/16	0.15	0.00	0.15
► H60m	20	Quenee DALE	SO	8.26	1/16/16	0.7	0.17	0.87
► PV	21	Lexi MASTERSON	JR	4.20m 13-9"	2/5/16	0.6	0.00	0.60
► TJ	14	Dannielle GIBSON	JR	13.14m 43-1"	1/16/16	2	0.44	2.44
► SP	7	Rachel FATHERLY	SR	17.27m 56-8"	2/5/16	9	1.05	10.05
► WT	20	Rachel FATHERLY	SR	20.50m 67-3"	2/20/16	0.7	0.10	0.80
Team Total								31.26

28



Auburn

Southeastern Conference

▼ 3

Event	Scrd As	Athlete	Yr	Scored Mark	Date	Pl. Pts.	Bonus	TOTAL
Scored bests come from CURRENT season								
► 60m	14	Jonielle SMITH	SO	7.31	1/22/16	2	0.54	2.54
► 200m	24	Jonielle SMITH	SO	23.48	2/12/16	0.3	0.19	0.49
► H60m	7	Samantha SCARLETT	SR	8.14	2/12/16	9	0.84	9.84
► PV	9	Jessie JOHNSON	SR	4.32m 14-2"	2/12/16	7	0.47	7.47
► LJ	15	Dominique BULLOCK	SO	6.32m 20-9"	1/15/16	1.5	0.22	1.72
► TJ	9	Marshay RYAN	JR	13.22m 43-4"	2/12/16	7	0.77	7.77
► SP	17	Valentina MUZARIC	SR	16.64m 54-7"	2/12/16	1	0.17	1.17
► SP	27	Rachel DINCOFF	SR	16.39m 53-9"	2/5/16	0.125	0.00	0.13
Team Total								31.13

29



Clemson

Atlantic Coast Conference

▲ 16

Event	Scrd As	Athlete	Yr	Scored Mark	Date	Pl. Pts.	Bonus	TOTAL
Scored bests come from CURRENT season								
► 60m	15	Myasia JACOBS	SR	7.32	2/12/16	1.5	0.46	1.96
► 60m	25	Sabria HADLEY	SO	7.36	1/15/16	0.2	0.17	0.37
► 200m	14	Sabria HADLEY	JR	23.35	2/12/16	2	0.46	2.46
► Mile	15	Grace BARNETT	SO	4:37.32	2/5/16	1.5	0.51	2.01
► 4x400	15	Parrish, James, Coppin, George		3:35.51	2/12/16	0.7	0.16	0.86
► DMR	4	Ciluffo, James, Farrow, Barnett		11:00.44cf 11:07.51	2/20/16	14	1.74	15.74
► HJ	12	Mimi LAND	SR	1.83m 6-0"	1/29/16	4	0.35	4.35
► TJ	15	Anasterasia TERRELL	JR	13.11m 43-1"	2/12/16	1.5	0.35	1.85
► TJ	19	Iana AMSTERDAM	JR	13.02m 42-8"	1/29/16	0.8	0.17	0.97
Team Total								30.57

30



Mississippi

Southeastern Conference

▼ 2

Event	Scrd As	Athlete	Yr	Scored Mark	Date	Pl. Pts.	Bonus	TOTAL
Scored bests come from CURRENT season								
► PV	15	Lindsey MURRAY	SO	4.29m 14-3"	1/29/16	1.5	0.26	1.76
► SP	1	Raven SAUNDERS	SO	19.23m 63-1"	2/12/16	20	6.71	26.71
► WT	15	Raven SAUNDERS	SO	20.78m 68-2"	2/5/16	1.5	0.37	1.87
Team Total								30.34

"Scrd As", short for "Scored As", Standing used for place points portion of performance's score combining preseason data (when applied) to current season data

Numbers in BLACK are both the performance's actual NCAA rank AND "scored as" rank Numbers in RED indicate actual NCAA rank does not exist or is worse than "scored as" rank Numbers in BLUE indicate actual NCAA rank is better than "scored as" rank

USTFCCCA Non-Member

Non-Member Schools Will NOT be ranked, beginning Week 2



2016 Indoor Track & Field, Week #5

Only those who score >0.01 pts are shown
D denotes multiple-event rule in affect

WOMEN

31



Iowa State

Big 12 Conference

▼ 4

Event	Scrd As	Athlete	Yr	Scored Mark	Date	Pl. Pts.	Bonus	TOTAL
Scored bests come from CURRENT season								
60m	10	Kate HALL	FR	7.30	1/23/16	6	0.62	6.62
800m	31	Jasmine STAEBLER	FR	2:06.14 OT	2/12/16	0.04	0.00	0.04
5000m	31	Perez ROTICH	SR	16:11.37	12/5/15	0.04	0.00	0.04
5000m	34	Erin HOOKER	SO	16:12.96 OT	2/12/16	0.015	0.00	0.01
DMR	21	Rotich, Staebler, Stenman-Fahey, Guay		11:20.88	1/29/16	0.1	0.00	0.10
LI	5	Kate HALL	FR	6.54m	21-5%	12	1.77	13.77
LI	23	Jhoanny LUQUE	SO	6.28m	20-7%	0.4	0.08	0.48
TJ	29	Jhoanny LUQUE	SO	12.87m	42-2%	0.075	0.00	0.08
SP	8	Christina HILLMAN	SR	17.20m	56-5%	8	0.91	8.91

Team Total 30.05

32



Cincinnati

American Athletic Conference

▼ 3

Event	Scrd As	Athlete	Yr	Scored Mark	Date	Pl. Pts.	Bonus	TOTAL
Scored bests come from CURRENT season								
HJ	7	Loretta BLAUT	SO	1.86m	6-1½	9	1.42	10.42
HJ	10	Erika HURD	SR	1.84m	6-½	6	0.53	6.53
TJ	17	Rebecca ABRAHAMSSON	SO	13.07m	42-10%	1	0.27	1.27
WT	6	Annette ECHIKUNWOKE	SO	21.57m	70-9%	10	1.62	11.62

Team Total 29.84

33



Alabama

Southeastern Conference

▲ 2

Event	Scrd As	Athlete	Yr	Scored Mark	Date	Pl. Pts.	Bonus	TOTAL
Scored bests come from CURRENT season								
60m	17	Quanesha BURKS	JR	7.33	1/15/16	1	0.38	1.38
400m	34	Domonique WILLIAMS	JR	53.80	2/12/16	0.015	0.00	0.01
H60m	29	Vanessa CLERVEAUX	JR	8.29cA	8.27	0.075	0.08	0.15
HJ	19	Stacey DESTIN	FR	1.81m	5-11½	0.8	0.00	0.80
PV	21	Lakan TAYLOR	JR	4.20m	13-9%	0.6	0.00	0.60
LI	1	Quanesha BURKS	JR	6.71m	22-¾	20	3.54	23.54
LI	31	Filippa FOTOPOULOU	SO	6.15m	20-2½	0.04	0.00	0.04

Team Total 26.53

34



UC Riverside

Big West Conference

▲ 2

Event	Scrd As	Athlete	Yr	Scored Mark	Date	Pl. Pts.	Bonus	TOTAL
Scored bests come from CURRENT season								
SP	11	Breana JEMISON	JR	16.85m	55-3½	5	0.39	5.39
WT	3	Vesta BELL	SR	21.76m	71-4½	16	2.14	18.14

Team Total 23.53

35



Villanova

BIG EAST Conference

▼ 4

Event	Scrd As	Athlete	Yr	Scored Mark	Date	Pl. Pts.	Bonus	TOTAL
Scored bests come from CURRENT season								
800m	7	Siofra CLEIRIGH BUTTNER	SO	2:03.74	2/6/16	9	1.06	10.06
Mile	7	Angel PICCIRILLO	SR	4:36.00	2/6/16	9	0.78	9.78
3000m	8	Angel PICCIRILLO	SR	9:06.39	1/29/16	D 8	1.09	3.09

Team Total 22.93

36



New Hampshire

America East Conference

▲ 4

Event	Scrd As	Athlete	Yr	Scored Mark	Date	Pl. Pts.	Bonus	TOTAL
Scored bests come from CURRENT season								
Mile	1	Elinor PURRIER	SO	4:29.71	2/12/16	20	2.73	22.73

Team Total 22.73

37



Winthrop

Big South Conference

▲ 42

Event	Scrd As	Athlete	Yr	Scored Mark		Date	Pl. Pts.	Bonus	TOTAL
Scored bests come from CURRENT season									
▶ WT	1	Marthaline COOPER	JR	21.93m	71-11½	2/19/16	20	2.61	22.61

Team Total 22.61

"Scrd As", short for "Scored As", Standing used for place points portion of performance's score combining preseason data (when applied) to current season data

Numbers in BLACK are both the performance's actual NCAA rank AND "scored as" rank Numbers in RED indicate actual NCAA rank does not exist or is worse than "scored as" rank Numbers in BLUE indicate actual NCAA rank is better than "scored as" rank

USTFCCCA Non-Member

Non-Member Schools Will NOT be ranked, beginning Week 2



2016 Indoor Track & Field, Week #5

Only those who score >0.01 pts are shown
D denotes multiple-event rule in affect

WOMEN

38



Boston College

Atlantic Coast Conference

▲ 1

Event	Scrd As	Athlete	Yr	Scored Mark	Date	Pl. Pts.	Bonus	TOTAL
Scored bests come from CURRENT season								
3000m	16	Liv WESTPHAL	SR	9:14.32	2/5/16	1.25	0.33	1.58
3000m	21	Laura HOTTENROTT	SR	9:17.08	2/12/16	0.6	0.17	0.77
5000m	5	Liv WESTPHAL	SR	15:45.48	12/5/15	12	1.17	13.17
5000m	10	Laura HOTTENROTT	SR	15:47.28	12/5/15	6	1.00	7.00
Team Total								22.53

39



Nebraska

Big Ten Conference

▲ 2

Event	Scrd As	Athlete	Yr	Scored Mark		Date	Pl. Pts.	Bonus	TOTAL
Scored bests come from CURRENT season									
▶ HJ	2	Reka CZUTH	SO	1.87m	6-1½	2/5/16	18	1.98	19.98
▶ PV	18	Paula ANDRIE	SR	4.25m	13-11¼	1/30/16	0.9	0.06	0.96
▶ PV	33	Tess MERRILL	SR	4.15m	13-7¾	2/12/16	0.02	0.00	0.02
▶ LJ	20	Tierra WILLIAMS	JR	6.29m	20-7¾	1/30/16	0.7	0.12	0.82
▶ TJ	21	Tierra WILLIAMS	JR	12.95m	42-6	1/30/16	0.6	0.02	0.62
Team Total								22.40	

40



Louisville

Atlantic Coast Conference

▼ 3

Event	Scrd As	Athlete	Yr	Scored Mark		Date	Pl. Pts.	Bonus	TOTAL
Scored bests come from CURRENT season									
▶ PV	11	Chanel KRAUSE	JR	4.30m	14-1½	2/12/16	5	0.31	5.31
▶ LJ	25	Bre'Yana WASH	JR	6.21m	20-4½	1/29/16	0.2	0.00	0.20
▶ SP	14	Emmonnie HENDERSON	SO	16.78m	55-¾	1/23/16	2	0.31	2.31
▶ WT	5	Dolly NYEMAH	JR	21.60m	70-10½	2/5/16	12	1.70	13.70
▶ PENT	31	Holly HANKENSON	SO	3,903 OT		2/5/16	0.04	0.00	0.04
Team Total									21.56

41



Georgia Tech

Atlantic Coast Conference

▲ 1

Event	Scrd As	Athlete	Yr	Scored Mark		Date	Pl. Pts.	Bonus	TOTAL
Scored bests come from CURRENT season									
▶ H60m	34	Kenya COLLINS	JR	8.32		1/29/16	0.015	0.00	0.01
▶ LJ	9	Bria MATTHEWS	FR	6.40m	21-0	1/29/16	7	0.70	7.70
▶ TJ	5	Bria MATTHEWS	FR	13.33m	43-9	1/22/16	12	1.43	13.43
Team Total									21.14

42



Sam Houston State

Southland Conference

▼ 4

Event	Scrd As	Athlete	Yr	Scored Mark		Date	Pl. Pts.	Bonus	TOTAL
Scored bests come from CURRENT season									
▶ H60m	12	Danielle DEMAS	SR	8.18cA	8.16	1/22/16	4	0.58	4.58
▶ WT	4	Ashley JENKINS	SR	21.65m	71-½	1/22/16	14	1.84	15.84
Team Total									20.41

43



South Dakota

The Summit League

unch

Event	Scrd As	Athlete	Yr	Scored Mark		Date	Pl. Pts.	Bonus	TOTAL
Scored bests come from CURRENT season									
▶ PV	3	Emily GROVE	SR	4.51m	14-9½	2/12/16	16	2.52	18.52
▶ PV	18	Madison MILLS	JR	4.25m	13-11½	2/5/16	0.9	0.06	0.96
▶ PV	32	Hunter WILKES	SR	4.16m	13-7½	2/19/16	0.03	0.00	0.03
Team Total									19.51

44



Princeton

Ivy League

▲ 40

Event	Scrd As	Athlete	Yr	Scored Mark		Date	Pl. Pts.	Bonus	TOTAL
Scored bests come from CURRENT season									
▶ 800m	3	Cecilia BAROWSKI	SR	2:03.24cf	2:04.66	2/21/16	16	1.46	17.46
▶ Mile	28	Elizabeth BIRD	JR	4:39.32		1/29/16	0.1	0.13	0.23
▶ 3000m	29	Elizabeth BIRD	JR	9:18.42		2/12/16	0.075	0.10	0.17
▶ PV	21	Allison HARRIS	JR	4.20m	13-9½	2/5/16	0.6	0.00	0.60
▶ PENT	22	Taylor MORGAN	SR	4,050		2/5/16	0.5	0.00	0.50
Team Total									18.96

"Scrd As", short for "Scored As", Standing used for place points portion of performance's score combining preseason data (when applied) to current season data

Numbers in BLACK are both the performance's actual NCAA rank AND "scored as" rank Numbers in RED indicate actual NCAA rank does not exist or is worse than "scored as" rank Numbers in BLUE indicate actual NCAA rank is better than "scored as" rank

USTFCCCA Non-Member

Non-Member Schools Will NOT be ranked, beginning Week 2



2016 Indoor Track & Field, Week #5

Only those who score >0.01 pts are shown
D denotes multiple-event rule in affect

WOMEN

45



Florida State

Atlantic Coast Conference

▼13

Event	Scrd As	Athlete	Yr	Scored Mark	Date	Pl. Pts.	Bonus	TOTAL
-------	---------	---------	----	-------------	------	----------	-------	-------

Scored bests come from CURRENT season

▶ 800m	16	Chelsea JARVIS	SO	2:04.45		2/12/16	1.25	0.50	1.75
▶ Mile	36	Bridget BLAKE	SO	4:39.93		2/12/16		0.07	0.07
▶ H60m	10	Mulern JEAN	SR	8.15		1/29/16	6	0.78	6.78
▶ DMR	17	Jarvis, Dorsett, Peel, Blake		11:19.11		1/22/16	0.5	0.00	0.50
▶ LJ	11	Der'Renae FREEMAN	SR	6.38m	20-11½	1/29/16	5	0.55	5.55
▶ LJ	14	Jogaile PETROKAITE	SO	6.34m	20-9%	2/12/16	2	0.29	2.29
▶ WT	33	Sasha LEBERT	JR	19.83m	65-¾	2/19/16	0.02	0.00	0.02

Scored bests come from PRE-SEASON DATA

▶ PENT	17	Grete SADEIKO	JR	4,105	2/26/15	1	0.13	1.13
▶ PENT	21	Melissa-Maree FARRINGTON	JR	4,081	2/6/15	0.6	0.05	0.65

Team Total 18.75

46



Harvard

Ivy League

▼2

Event	Scrd As	Athlete	Yr	Scored Mark	Date	Pl. Pts.	Bonus	TOTAL
-------	---------	---------	----	-------------	------	----------	-------	-------

Scored bests come from CURRENT season

▶ 60m	32	Gabrielle THOMAS	FR	7.38		2/5/16	0.03	0.09	0.12
▶ 200m	15	Gabrielle THOMAS	FR	23.37		2/6/16	1.5	0.41	1.91
▶ 5000m	8	Courtney SMITH	SO	15:46.44 OT		2/12/16	8	1.08	9.08
▶ 4x400	16	Thomas, Franklin, Scott, Miller		3:35.58cA	3:35.14	2/12/16	0.6	0.15	0.75
▶ SP	10	Nikki OKWELOGU	JR	16.94m	55-7	2/5/16	6	0.48	6.48

Team Total 18.34

47



North Dakota State

The Summit League

▼13

Event	Scrd As	Athlete	Yr	Scored Mark	Date	Pl. Pts.	Bonus	TOTAL
-------	---------	---------	----	-------------	------	----------	-------	-------

Scored bests come from CURRENT season

▶ Mile	4	Erin TESCHUK	SR	4:34.00cf	4:36.71	1/22/16	14	1.39	15.39
▶ 5000m	23	Erin TESCHUK	SR	16:01.69		12/11/15	0.4	0.06	0.46
▶ DMR	16	Janssen, Milbrath, Andrushko, Teschuk		11:15.89		2/5/16	0.6	0.00	0.60
▶ PV	33	Anna BENKE	JR	4.15m	13-7½	2/5/16	0.02	0.00	0.02
▶ SP	20	Courtney PASIOWITZ		16.50m	54-1½	1/22/16	0.7	0.03	0.73
▶ WT	18	Katelyn WEIMERSKIRCH	SO	20.51m	67-3½	2/13/16	0.9	0.11	1.01

Team Total 18.21

48



Oklahoma

Big 12 Conference

▼2

Event	Scrd As	Athlete	Yr	Scored Mark	Date	Pl. Pts.	Bonus	TOTAL
-------	---------	---------	----	-------------	------	----------	-------	-------

Scored bests come from CURRENT season

▶ 60m	25	Daye Shon ROBERSON	JR	7.36		1/16/16	0.2	0.17	0.37	
▶ 200m	7	Daye Shon ROBERSON	JR	23.14		1/29/16	9	1.16	10.16	
▶ 400m	10	Daye Shon ROBERSON	JR	52.62		1/23/16	D	6	0.88	2.88
▶ PV	17	Mackenzie SHELL	FR	4.28m	14-½	1/16/16	1	0.21	1.21	
▶ LJ	24	Baileh SIMMS	JR	6.22m	20-5	1/29/16	0.3	0.00	0.30	
▶ SP	18	Jessica WOODARD	SO	16.61m	54-6	1/16/16	0.9	0.14	1.04	
▶ SP	23	Avione ALLGOOD	JR	16.49m	54-1½	1/29/16	0.4	0.02	0.42	

Team Total 16.37

49



Vanderbilt

Southeastern Conference

▼2

Event	Scrd As	Athlete	Yr	Scored Mark	Date	Pl. Pts.	Bonus	TOTAL
-------	---------	---------	----	-------------	------	----------	-------	-------

Scored bests come from CURRENT season

▶ Mile	37	Sara BARRON	SR	4:39.96 OT		2/12/16		0.06	0.06
▶ PV	21	Sarah BELL	SO	4.20m	13-9½	2/12/16	0.6	0.00	0.60
▶ TJ	4	Simone CHARLEY	JR	13.35m	43-9½	2/12/16	14	1.56	15.56

Team Total 16.22

"Scrd As", short for "Scored As", Standing used for place points portion of performance's score combining preseason data (when applied) to current season data

Numbers in BLACK are both the performance's actual NCAA rank AND "scored as" rank Numbers in RED indicate actual NCAA rank does not exist or is worse than "scored as" rank Numbers in BLUE indicate actual NCAA rank is better than "scored as" rank

USTFCCCA Non-Member

Non-Member Schools Will NOT be ranked, beginning Week 2



2016 Indoor Track & Field, Week #5

Only those who score >0.01 pts are shown
D denotes multiple-event rule in affect

WOMEN

50



Texas Tech

Big 12 Conference

▼ 2

Event	Scrd As	Athlete	Yr	Scored Mark	Date	Pl. Pts.	Bonus	TOTAL
Scored bests come from CURRENT season								
PV	21	Haley COOK	SR	4.20m	13-9%	2/5/16	0.6	0.00 0.60
LJ	20	Shanice STEWART	SR	6.29m	20-7%	1/15/16	0.7	0.12 0.82
TJ	6	Viershanie LATHAM	JR	13.31m	43-8	2/12/16	10	1.31 11.31
Scored bests come from PRE-SEASON DATA								
PENT	13	Shanice STEWART	SR	4,152	1/29/15	3	0.28	3.28
Team Total								16.01

51



UTEP

Conference USA

▼ 2

Event	Scrd As	Athlete	Yr	Scored Mark	Date	Pl. Pts.	Bonus	TOTAL
Scored bests come from CURRENT season								
TJ	9	Nickevea WILSON	SR	13.22m	43-4%	2/12/16	7	0.77 7.77
Scored bests come from PRE-SEASON DATA								
PENT	10	Lucia MOKRASOVA	SO	4,266	2/7/15	6	0.64	6.64
Team Total								14.41

52



Providence

BIG EAST Conference

▲ 1

Event	Scrd As	Athlete	Yr	Scored Mark	Date	Pl. Pts.	Bonus	TOTAL
Scored bests come from CURRENT season								
5000m	6	Sarah COLLINS	JR	15:45.58	12/5/15	10	1.16	11.16
5000m	24	Catarina ROCHA	SO	16:03.44	2/12/16	0.3	0.01	0.31
Team Total								11.47

53



Minnesota

Big Ten Conference

▼ 1

Event	Scrd As	Athlete	Yr	Scored Mark	Date	Pl. Pts.	Bonus	TOTAL
Scored bests come from CURRENT season								
3000m	35	Liz BERKHOLTZ	SR	9:19.79 OT	2/12/16	0.01	0.02	0.03
H60m	34	Kimberly GOLDING	JR	8.32	1/22/16	0.015	0.00	0.01
HJ	30	Heta TUURI	SO	1.79m	5-10%	1/16/16	0.05	0.00 0.05
Scored bests come from PRE-SEASON DATA								
PENT	6	Jess LEHMAN	SR	4,372	3/14/15	10	1.27	11.27
Team Total								11.37

54



North Carolina

Atlantic Coast Conference

▲ 5

Event	Scrd As	Athlete	Yr	Scored Mark	Date	Pl. Pts.	Bonus	TOTAL
Scored bests come from CURRENT season								
HJ	10	Nicole GREENE	FR	1.84m	6-½	2/5/16	6	0.53 6.53
HJ	23	Emily GODWIN	JR	1.80m	5-10%	1/21/16	0.4	0.00 0.40
SP	13	Sarah HOWARD	JR	16.80m	55-1½	2/21/16	3	0.33 3.33
PENT	19	Emily GODWIN	JR	4,091	1/21/16	0.8	0.09	0.89
Scored bests come from PRE-SEASON DATA								
PENT	26	Tory KEMP	JR	3,945	2/26/15	0.15	0.00	0.15
Team Total								11.30

55



Kansas

Big 12 Conference

▼ 4

Event	Scrd As	Athlete	Yr	Scored Mark	Date	Pl. Pts.	Bonus	TOTAL
Scored bests come from CURRENT season								
60m	37	Zainab SANNI	JR	7.40	1/28/16	0.02		0.02
200m	33	Zainab SANNI	JR	23.68	2/5/16	0.02	0.00	0.02
5000m	18	Sharon LOKEDI	SO	15:57.95 OT	2/12/16	0.9	0.18	1.08
WT	7	Daina LEVY	SR	21.35m	70-½	1/15/16	9	1.18 10.18
Team Total								11.29

56



South Carolina

Southeastern Conference

▼ 1

Event	Scrd As	Athlete	Yr	Scored Mark	Date	Pl. Pts.	Bonus	TOTAL
Scored bests come from CURRENT season								
200m	31	Briana HAITH	JR	23.65	2/12/16	0.04	0.00	0.04
400m	14	Briana HAITH	JR	52.92	2/12/16	2	0.48	2.48
400m	17	Erika RUCKER	SR	53.09	2/5/16	1	0.30	1.30
400m	20	Aliyah ABRAMS	FR	53.21	1/15/16	0.7	0.24	0.94
4x400	12	Abrams, Bellamy, Dendy, Evans		3:34.24	2/5/16	1	0.62	1.62
HJ	18	Nakita GRAY	SR	1.82m	5-11%	2/19/16	0.9	0.16 1.06
TJ	13	Natasha DICKS	JR	13.16m	43-2%	2/12/16	3	0.52 3.52
Team Total								10.96

"Scrd As", short for "Scored As", Standing used for place points portion of performance's score combining preseason data (when applied) to current season data

Numbers in BLACK are both the performance's actual NCAA rank AND "scored as" rank Numbers in RED indicate actual NCAA rank does not exist or is worse than "scored as" rank Numbers in BLUE indicate actual NCAA rank is better than "scored as" rank

USTFCCCA Non-Member

Non-Member Schools Will NOT be ranked, beginning Week 2



2016 Indoor Track & Field, Week #5

Only those who score >0.01 pts are shown
D denotes multiple-event rule in affect

WOMEN

57



Weber State

Big Sky Conference

▼ 3

Event	Scrd As	Athlete	Yr	Scored Mark	Date	Pl. Pts.	Bonus	TOTAL
Scored bests come from CURRENT season								
► Mile	6	Jamie STOKES	SR	4:35.83 OT	2/12/16	10	0.83	10.83
Team Total								10.83

58



Morgan State

Mid-Eastern Athletic Conference

▼ 2

Event	Scrd As	Athlete	Yr	Scored Mark		Date	Pl. Pts.	Bonus	TOTAL
Scored bests come from CURRENT season									
► HJ	7	Jailah MASON	SO	1.86m	6-1¼	2/11/16	9	1.42	10.42
Team Total									10.42

59



Indiana

Big Ten Conference

▲ 3

Event	Scrd As	Athlete	Yr	Scored Mark		Date	Pl. Pts.	Bonus	TOTAL
Scored bests come from CURRENT season									
► DMR	14	Calder, Egbula, Wiley, Johnson		11:09.04	OT	2/20/16	0.8	0.28	1.08
► PV	11	Sydney CLUTE	SR	4.30m	14-1¼	2/20/16	5	0.31	5.31
► WT	13	Nakel MCCLINTON	JR	20.96m	68-9¼	2/12/16	3	0.54	3.54
Team Total									9.93

60



Arkansas State

Sun Belt Conference

▼ 3

Event	Scrd As	Athlete	Yr	Scored Mark	Date	Pl. Pts.	Bonus	TOTAL
Scored bests come from CURRENT season								
► 60m	7	Kristina KNOTT	SO	7.28	2/7/16	9	0.83	9.83
Team Total								9.83

61



Hampton

Mid-Eastern Athletic Conference

▼ 11

Event	Scrd As	Athlete	Yr	Scored Mark	Date	Pl. Pts.	Bonus	TOTAL
Scored bests come from CURRENT season								
► 400m	23	Tanisha GREENE	SR	53.36	1/29/16	0.4	0.15	0.55
► 800m	8	Ce'aira BROWN	SR	2:03.77cf	2:05.19 2/11/16	8	1.04	9.04
Team Total								9.59

62



California

Mountain Pacific Sports Federation

▼ 4

Event	Scrd As	Athlete	Yr	Scored Mark	Date	Pl. Pts.	Bonus	TOTAL
Scored bests come from CURRENT season								
► Mile	31	Bethan KNIGHTS	SO	4:39.70 OT	2/12/16	0.04	0.09	0.13
► 3000m	32	Sydney GRAY	SR	9:19.15 OT	2/12/16	0.03	0.06	0.09
► TJ	8	Isabella MARTEN	SO	13.26m 43-6	2/12/16	8	1.00	9.00
Team Total								9.22

63



Ohio State

Big Ten Conference

▼ 2

Event	Scrd As	Athlete	Yr	Scored Mark		Date	Pl. Pts.	Bonus	TOTAL
Scored bests come from CURRENT season									
► 400m	28	Sonikqua WALKER	SR	53.67cf	54.38	2/19/16	0.1	0.00	0.10
► H60m	25	Chantel RAY	SO	8.28		1/15/16	0.2	0.11	0.31
► 4x400	8	Walker, Hannan, Franklin, Winters		3:33.38 OT		2/12/16	6	0.94	6.94
► SP	32	Sade OLATOYE	FR	16.04m	52-7½	1/15/16	0.03	0.00	0.03
► WT	24	Sade OLATOYE	FR	20.38m	66-10½	2/12/16	0.3	0.00	0.30
Scored bests come from PRE-SEASON DATA									
► PENT	33	Jasmine GLOVER	SR	3,896		2/27/15	0.02	0.00	0.02
Team Total									7.69

64



Western Kentucky

Conference USA

▼ 1

Event	Scrd As	Athlete	Yr	Scored Mark	Date	Pl. Pts.	Bonus	TOTAL
Scored bests come from CURRENT season								
► 60m	10	Carrol HARDY	JR	7.30	1/29/16	6	0.62	6.62
► 200m	33	Carrol HARDY	JR	23.68 OT	2/5/16	0.02	0.00	0.02
Team Total								6.64

65



East Carolina

American Athletic Conference

▲ 46

Event	Scrd As	Athlete	Yr	Scored Mark		Date	Pl. Pts.	Bonus	TOTAL
Scored bests come from CURRENT season									
► WT	11	Raqrura ISHMAR	SR	21.09m	69-2½	2/19/16	5	0.69	5.69
► WT	22	Kayla PADGETT	SR	20.40m	66-11¼	2/19/16	0.5	0.01	0.51
Team Total									6.20

"Scrd As", short for "Scored As", Standing used for place points portion of performance's score combining preseason data (when applied) to current season data

Numbers in BLACK are both the performance's actual NCAA rank AND "scored as" rank Numbers in RED indicate actual NCAA rank does not exist or is worse than "scored as" rank Numbers in BLUE indicate actual NCAA rank is better than "scored as" rank

USTFCCCA Non-Member

Non-Member Schools Will NOT be ranked, beginning Week 2



USTFCCCA NCAA Division I National Team Computer Rankings

as of 2/22/2016 8:09:02 AM

2016 Indoor Track & Field, Week #5

Only those who score >0.01 pts are shown
D denotes multiple-event rule in affect

WOMEN

66



Arizona

Mountain Pacific Sports Federation

▼ 2

Event	Scrd As	Athlete	Yr	Scored Mark	Date	Pl. Pts.	Bonus	TOTAL
Scored bests come from CURRENT season								
400m	32	Tatum WAGGONER	SO	53.74cA 53.63	2/12/16	0.03	0.00	0.03
400m	33	Sage WATSON	JR	53.75cA 53.64	2/12/16	0.02	0.00	0.02
H60m	29	Nnenya HAILEY	SR	8.29cA 8.27	2/12/16	0.075	0.08	0.15
4x400	9	Hailey, Waggoner, Trevisan, Watson		3:33.73cA 3:33.29	2/12/16	5	0.81	5.81
Scored bests come from PRE-SEASON DATA								
PENT	30	Alyssa THOMPSON	SO	3,904	2/27/15	0.05	0.00	0.05
Team Total								6.06

67



Michigan State

Big Ten Conference

▼ 2

Event	Scrd As	Athlete	Yr	Scored Mark	Date	Pl. Pts.	Bonus	TOTAL
Scored bests come from CURRENT season								
3000m	17	Alexis WIERSMA	SR	9:14.62 OT	1/23/16	1	0.31	1.31
5000m	25	Alexis WIERSMA	SR	16:04.31 OT	2/12/16	0.2	0.00	0.20
HJ	12	Ellen DIPIETRO	SO	1.83m 6-0	12/4/15	4	0.35	4.35
PV	33	Hannah SAILAR	SO	4.15m 13-7 1/2	2/5/16	0.02	0.00	0.02
Team Total								5.88

68



Brown

Ivy League

▼ 1

Event	Scrd As	Athlete	Yr	Scored Mark	Date	Pl. Pts.	Bonus	TOTAL
Scored bests come from CURRENT season								
3000m	11	Natalie SCHUDROWITZ	SO	9:13.53	2/12/16	5	0.37	5.37
Team Total								5.37

69



Illinois

Big Ten Conference

▼ 1

Event	Scrd As	Athlete	Yr	Scored Mark	Date	Pl. Pts.	Bonus	TOTAL
Scored bests come from CURRENT season								
H60m	22	Pedrya SEYMOUR	SO	8.27	2/12/16	0.5	0.14	0.64
HJ	12	Kandie BLOCH-JONES	JR	1.83m 6-0	1/22/16	4	0.35	4.35
Team Total								4.99

70



Liberty

Big South Conference

▼ 1

Event	Scrd As	Athlete	Yr	Scored Mark	Date	Pl. Pts.	Bonus	TOTAL
Scored bests come from CURRENT season								
5000m	12	Ednah KURGAT	SO	15:47.89 OT	2/12/16	4	0.94	4.94
Team Total								4.94

71



College Of Charleston

Colonial Athletic Association

unch

Event	Scrd As	Athlete	Yr	Scored Mark	Date	Pl. Pts.	Bonus	TOTAL
Scored bests come from CURRENT season								
HJ	12	Julisa TINDALL	JR	1.83m 6-0	1/29/16	4	0.35	4.35
Team Total								4.35

71



UNLV

Mountain West Conference

unch

Event	Scrd As	Athlete	Yr	Scored Mark	Date	Pl. Pts.	Bonus	TOTAL
Scored bests come from CURRENT season								
HJ	12	Kaysee PILGRIM	JR	1.83m 6-0	2/5/16	4	0.35	4.35
Team Total								4.35

73



Stony Brook

America East Conference

unch

Event	Scrd As	Athlete	Yr	Scored Mark	Date	Pl. Pts.	Bonus	TOTAL
Scored bests come from CURRENT season								
3000m	24	Christina MELIAN	JR	9:17.84	1/22/16	0.3	0.13	0.43
5000m	13	Christina MELIAN	JR	15:48.77	2/12/16	3	0.85	3.85
Team Total								4.29

74



Utah

Mountain Pacific Sports Federation

unch

Event	Scrd As	Athlete	Yr	Scored Mark	Date	Pl. Pts.	Bonus	TOTAL
Scored bests come from CURRENT season								
Mile	24	Sarah FEENY	SO	4:38.57 OT	1/29/16	0.3	0.26	0.56
3000m	13	Sarah FEENY	SO	9:13.87 OT	2/12/16	3	0.35	3.35
Team Total								3.91

"Scrd As", short for "Scored As", Standing used for place points portion of performance's score combining preseason data (when applied) to current season data

Numbers in BLACK are both the performance's actual NCAA rank AND "scored as" rank Numbers in RED indicate actual NCAA rank does not exist or is worse than "scored as" rank Numbers in BLUE indicate actual NCAA rank is better than "scored as" rank

USTFCCCA Non-Member

Non-Member Schools Will NOT be ranked, beginning Week 2



2016 Indoor Track & Field, Week #5

Only those who score >0.01 pts are shown
D denotes multiple-event rule in affect

WOMEN

75



Virginia Tech

Atlantic Coast Conference

▼15

Event	Scrd As	Athlete	Yr	Scored Mark	Date	Pl. Pts.	Bonus	TOTAL
-------	---------	---------	----	-------------	------	----------	-------	-------

Scored bests come from CURRENT season

▶ 800m	13	Hanna GREEN	JR	2:04.15	2/5/16	3	0.74	3.74
▶ Mile	30	Shannon MORTON	SR	4:39.38 OT	2/12/16	0.05	0.12	0.17

Team Total 3.91

76



Arizona State

Mountain Pacific Sports Federation

▲5

Event	Scrd As	Athlete	Yr	Scored Mark	Date	Pl. Pts.	Bonus	TOTAL
-------	---------	---------	----	-------------	------	----------	-------	-------

Scored bests come from CURRENT season

▶ TJ	23	Keyasia TIBBS	JR	12.91m	42-4%	2/12/16	0.4	0.00	0.40
▶ SP	16	Maggie EWEN	SO	16.70m	54-9%	2/12/16	1.25	0.23	1.48
▶ WT	16	Maggie EWEN	SO	20.68m	67-10%	2/19/16	1.25	0.27	1.52

Team Total 3.40

77



BYU

Mountain Pacific Sports Federation

▼11

Event	Scrd As	Athlete	Yr	Scored Mark	Date	Pl. Pts.	Bonus	TOTAL
-------	---------	---------	----	-------------	------	----------	-------	-------

Scored bests come from CURRENT season

▶ 400m	30	Shea COLLINSWORTH	JR	53.72 OT	2/12/16	0.05	0.00	0.05	
▶ 800m	17	Shea COLLINSWORTH	JR	2:04.52	1/15/16	1	0.46	1.46	
▶ H60m	19	Alyssa MONTEVERDE-DALTON	JR	8.25	2/12/16	0.8	0.21	1.01	
▶ PV	21	Anginae MONTEVERDE	SR	4.20m	13-9%	2/5/16	0.6	0.00	0.60

Team Total 3.11

78



Colorado

Mountain Pacific Sports Federation

▼2

Event	Scrd As	Athlete	Yr	Scored Mark	Date	Pl. Pts.	Bonus	TOTAL
-------	---------	---------	----	-------------	------	----------	-------	-------

Scored bests come from CURRENT season

▶ Mile	26	Dani JONES	FR	4:38.68 OT	2/12/16	0.15	0.24	0.39
▶ Mile	33	Tabor SCHOLL	FR	4:39.84 OT	2/12/16	0.02	0.08	0.10
▶ 5000m	17	Erin CLARK	SO	15:54.01 OT	2/12/16	1	0.37	1.37
▶ 5000m	22	Kaitlyn BENNER	SO	16:01.53 OT	2/12/16	0.5	0.07	0.57

Scored bests come from PRE-SEASON DATA

▶ PENT	23	Abrianna TORRES	SR	4,025	2/27/15	0.4	0.00	0.40
--------	----	-----------------	----	-------	---------	-----	------	------

Team Total 2.82

79



Wichita State

Missouri Valley Conference

▼2

Event	Scrd As	Athlete	Yr	Scored Mark	Date	Pl. Pts.	Bonus	TOTAL
-------	---------	---------	----	-------------	------	----------	-------	-------

Scored bests come from CURRENT season

▶ WT	25	Jamesia MILTON	JR	20.37m	66-10	1/23/16	0.2	0.00	0.20
▶ PENT	14	Breanne BORMAN	JR	4.142		1/29/16	2	0.25	2.25

Scored bests come from PRE-SEASON DATA

▶ PENT	25	Nikki LARCH-MILLER	SR	4,005	1/30/15	0.2	0.00	0.20
--------	----	--------------------	----	-------	---------	-----	------	------

Team Total 2.65

80



UCLA

Mountain Pacific Sports Federation

▼5

Event	Scrd As	Athlete	Yr	Scored Mark	Date	Pl. Pts.	Bonus	TOTAL
-------	---------	---------	----	-------------	------	----------	-------	-------

Scored bests come from CURRENT season

▶ PV	33	Greta WAGNER	FR	4.15m	13-7%	2/12/16	0.02	0.00	0.02
▶ LJ	31	Jessie MADUKA	SO	6.15m	20-2%	2/12/16	0.04	0.00	0.04
▶ SP	15	Torie OWERS	JR	16.71m	54-10	1/16/16	1.5	0.24	1.74
▶ SP	20	Ashlie BLAKE	FR	16.50m	54-1%	2/5/16	0.7	0.03	0.73

Team Total 2.53

81



Eastern Michigan

Mid-American Conference

▼11

Event	Scrd As	Athlete	Yr	Scored Mark	Date	Pl. Pts.	Bonus	TOTAL
-------	---------	---------	----	-------------	------	----------	-------	-------

Scored bests come from CURRENT season

▶ 3000m	20	Alsu BOGDANOVA	JR	9:16.91 OT	2/12/16	0.7	0.18	0.88
▶ 3000m	28	Sofie GALLEIN	SR	9:18.41 OT	2/12/16	0.1	0.10	0.20
▶ 3000m	31	Jordann MCDERMITT	SO	9:18.86 OT	2/5/16	0.04	0.08	0.12
▶ 5000m	20	Jordann MCDERMITT	SO	15:58.18 OT	2/12/16	0.7	0.17	0.87
▶ DMR	18	Gallein, Roberts, Wyns, Bogdanova		11:19.41	1/29/16	0.4	0.00	0.40

Team Total 2.47

82



Washington State

Mountain Pacific Sports Federation

▲3

Event	Scrd As	Athlete	Yr	Scored Mark	Date	Pl. Pts.	Bonus	TOTAL
-------	---------	---------	----	-------------	------	----------	-------	-------

Scored bests come from CURRENT season

▶ PENT	15	Alissa BROOKS-JOHNSON	JR	4,123	2/5/16	1.5	0.19	1.69
▶ PENT	27	Liz HARPER	JR	3,942	2/5/16	0.125	0.00	0.13

Team Total 1.81

"Scrd As", short for "Scored As", Standing used for place points portion of performance's score combining preseason data (when applied) to current season data

Numbers in BLACK are both the performance's actual NCAA rank AND "scored as" rank Numbers in RED indicate actual NCAA rank does not exist or is worse than "scored as" rank Numbers in BLUE indicate actual NCAA rank is better than "scored as" rank

USTFCCCA Non-Member

Non-Member Schools Will NOT be ranked, beginning Week 2



2016 Indoor Track & Field, Week #5

Only those who score >0.01 pts are shown
D denotes multiple-event rule in affect

WOMEN

83



Memphis

American Athletic Conference

▼ 3

Event	Scrd As	Athlete	Yr	Scored Mark	Date	Pl. Pts.	Bonus	TOTAL
Scored bests come from CURRENT season								
PV	15	Carolina CARMICHAEL	SR	4.29m	14-¾	1/29/16	1.5	0.26 1.76
Team Total								1.76

84



Air Force

Mountain West Conference

▲ 2

Event	Scrd As	Athlete	Yr	Scored Mark	Date	Pl. Pts.	Bonus	TOTAL
Scored bests come from CURRENT season								
5000m	16	Hannah EVERSON	SR	15:53.64 OT	2/12/16	1.25	0.39	1.64
HJ	30	Shelley SPIRES	SO	1.79m	5-10½	2/5/16	0.05	0.00 0.05
Team Total								1.69

85



Yale

Ivy League

▼ 7

Event	Scrd As	Athlete	Yr	Scored Mark	Date	Pl. Pts.	Bonus	TOTAL
Scored bests come from CURRENT season								
Mile	16	Frances SCHMIEDE	JR	4:37.77	2/12/16	1.25	0.42	1.67
Team Total								1.67

86



North Carolina A&T

Mid-Eastern Athletic Conference

▼ 3

Event	Scrd As	Athlete	Yr	Scored Mark	Date	Pl. Pts.	Bonus	TOTAL
Scored bests come from CURRENT season								
60m	22	India BROWN	SO	7.35	1/9/16	0.5	0.22	0.72
200m	27	India BROWN	SO	23.56cf	23.92	2/11/16	0.125	0.08 0.21
H60m	22	Morgan KNIGHT	SO	8.27	2/5/16	0.5	0.14	0.64
Team Total								1.57

87



South Dakota State

The Summit League

▲ 2

Event	Scrd As	Athlete	Yr	Scored Mark	Date	Pl. Pts.	Bonus	TOTAL
Scored bests come from CURRENT season								
TJ	16	Jazzelena BLACK	SR	13.09m	42-11½	2/12/16	1.25	0.31 1.56
Team Total								1.56

88



UMass

Atlantic 10 Conference

▼ 6

Event	Scrd As	Athlete	Yr	Scored Mark	Date	Pl. Pts.	Bonus	TOTAL
Scored bests come from CURRENT season								
800m	32	Heather MACLEAN	JR	2:06.45cf	2:07.90	2/6/16	0.03	0.00 0.03
Mile	17	Heather MACLEAN	JR	4:37.80	2/12/16	1	0.41	1.41
Team Total								1.44

89



Iowa

Big Ten Conference

▲ 3

Event	Scrd As	Athlete	Yr	Scored Mark	Date	Pl. Pts.	Bonus	TOTAL
Scored bests come from CURRENT season								
400m	22	Elexis GUSTER	JR	53.32	2/12/16	0.5	0.17	0.67
4x400	18	Holder, Guster, Hernandez, Guillory		3:36.47	2/12/16	0.4	0.00	0.40
LJ	25	Jahisha THOMAS	SO	6.21m	20-4½	2/5/16	0.2	0.00 0.20
Team Total								1.27

90



Mississippi State

Southeastern Conference

▲ 1

Event	Scrd As	Athlete	Yr	Scored Mark	Date	Pl. Pts.	Bonus	TOTAL
Scored bests come from CURRENT season								
Mile	20	Marta FREITAS	SR	4:38.24 OT	2/12/16	0.7	0.33	1.03
H60m	34	Tiffany FLYNN	SO	8.32	1/29/16	0.015	0.00	0.01
Team Total								1.04

91



William and Mary

Colonial Athletic Association

▲ 3

Event	Scrd As	Athlete	Yr	Scored Mark	Date	Pl. Pts.	Bonus	TOTAL
Scored bests come from CURRENT season								
3000m	33	Regan ROME	SO	9:19.67	1/29/16	0.02	0.03	0.05
5000m	19	Regan ROME	SO	15:58.07 OT	2/12/16	0.8	0.18	0.98
Team Total								1.03

"Scrd As", short for "Scored As", Standing used for place points portion of performance's score combining preseason data (when applied) to current season data

Numbers in BLACK are both the performance's actual NCAA rank AND "scored as" rank Numbers in RED indicate actual NCAA rank does not exist or is worse than "scored as" rank Numbers in BLUE indicate actual NCAA rank is better than "scored as" rank

USTFCCCA Non-Member

Non-Member Schools Will NOT be ranked, beginning Week 2



2016 Indoor Track & Field, Week #5

Only those who score >0.01 pts are shown
D denotes multiple-event rule in affect

WOMEN

92



Eastern Washington

▼ 2

Big Sky Conference

Event	Scrd As	Athlete	Yr	Scored Mark	Date	Pl. Pts.	Bonus	TOTAL
Scored bests come from CURRENT season								
▶ WT	18	Kaytlyn COLEMAN	SR	20.51m	67-3½	2/12/16	0.9	0.11 1.01
Team Total								1.01

93



Kent State

unch

Mid-American Conference

Event	Scrd As	Athlete	Yr	Scored Mark	Date	Pl. Pts.	Bonus	TOTAL
Scored bests come from CURRENT season								
▶ HJ	23	Dior DELOPHONT	SR	1.80m	5-10½	2/20/16	0.4	0.00 0.40
▶ TJ	26	Dior DELOPHONT	SR	12.89m	42-3½	2/12/16	0.15	0.00 0.15
▶ WT	23	Gabrielle FIGUEROA	SO	20.39m	66-10½	1/16/16	0.4	0.00 0.40
Team Total								0.95

94



Missouri

▲ 2

Southeastern Conference

Event	Scrd As	Athlete	Yr	Scored Mark	Date	Pl. Pts.	Bonus	TOTAL
Scored bests come from CURRENT season								
▶ 200m	28	LaQuisha JACKSON	JR	23.61		2/12/16	0.1	0.02 0.12
▶ Mile	35	Karissa SCHWEIZER	SO	4:39.87 OT		2/12/16	0.01	0.07 0.08
▶ 3000m	26	Karissa SCHWEIZER	SO	9:17.98		2/5/16	0.15	0.12 0.27
▶ 4x400	21	Cody, Thames, Jackson, Farquharson		3:37.67		2/12/16	0.1	0.00 0.10
▶ DMR	19	Reida, Thames, Halamicek, Schweizer		11:19.46 OT		2/20/16	0.3	0.00 0.30
Team Total								0.88

95



TCU

unch

Big 12 Conference

Event	Scrd As	Athlete	Yr	Scored Mark	Date	Pl. Pts.	Bonus	TOTAL
Scored bests come from CURRENT season								
▶ H60m	20	Brianna MCGHEE	SR	8.26		12/12/15	0.7	0.17 0.87
Team Total								0.87

96



Butler

▲ 3

BIG EAST Conference

Event	Scrd As	Athlete	Yr	Scored Mark	Date	Pl. Pts.	Bonus	TOTAL
Scored bests come from CURRENT season								
▶ 3000m	30	Olivia PRATT	JR	9:18.46 OT		2/5/16	0.05	0.10 0.15
▶ 5000m	21	Olivia PRATT	JR	15:59.89 OT		2/12/16	0.6	0.12 0.72
Team Total								0.87

97



Colorado State

▲ 1

Mountain West Conference

Event	Scrd As	Athlete	Yr	Scored Mark	Date	Pl. Pts.	Bonus	TOTAL
Scored bests come from CURRENT season								
▶ 60m	37	Leah FAIR	JR	7.40cA	7.38	12/10/15	0.02	0.02
▶ SP	19	Aaliyah PETE	JR	16.52m	54-2½	12/10/15	0.8	0.05 0.85
Team Total								0.86

98



Eastern Illinois

▼ 1

Ohio Valley Conference

Event	Scrd As	Athlete	Yr	Scored Mark	Date	Pl. Pts.	Bonus	TOTAL
Scored bests come from CURRENT season								
▶ HJ	19	Haleigh KNAPP	SO	1.81m	5-11½	1/29/16	0.8	0.00 0.80
Team Total								0.80

98



Lehigh

▲ 38

Patriot League

Event	Scrd As	Athlete	Yr	Scored Mark	Date	Pl. Pts.	Bonus	TOTAL
Scored bests come from CURRENT season								
▶ HJ	19	Courtney AVERY	JR	1.81m	5-11½	2/19/16	0.8	0.00 0.80
Team Total								0.80

100



Virginia

▼ 13

Atlantic Coast Conference

Event	Scrd As	Athlete	Yr	Scored Mark	Date	Pl. Pts.	Bonus	TOTAL
Scored bests come from CURRENT season								
▶ SP	20	Christine BOHAN	JR	16.50m	54-1¼	2/12/16	0.7	0.03 0.73
Team Total								0.73

"Scrd As", short for "Scored As", Standing used for place points portion of performance's score combining preseason data (when applied) to current season data

Numbers in BLACK are both the performance's actual NCAA rank AND "scored as" rank Numbers in RED indicate actual NCAA rank does not exist or is worse than "scored as" rank Numbers in BLUE indicate actual NCAA rank is better than "scored as" rank

USTFCCCA Non-Member

Non-Member Schools Will NOT be ranked, beginning Week 2



2016 Indoor Track & Field, Week #5

Only those who score >0.01 pts are shown
D denotes multiple-event rule in affect

WOMEN

101



Syracuse

Atlantic Coast Conference

unch

Event	Scrd As	Athlete	Yr	Scored Mark	Date	Pl. Pts.	Bonus	TOTAL
-------	---------	---------	----	-------------	------	----------	-------	-------

Scored bests come from CURRENT season

▶ 60m	25	Shaina HARRISON	SR	7.36	1/29/16	0.2	0.17	0.37
▶ Mile	27	Sydney LEIHER	JR	4:39.14	2/12/16	0.125	0.15	0.27

Team Total 0.64

102



Rutgers

Big Ten Conference

unch

Event	Scrd As	Athlete	Yr	Scored Mark	Date	Pl. Pts.	Bonus	TOTAL
-------	---------	---------	----	-------------	------	----------	-------	-------

Scored bests come from CURRENT season

▶ 200m	28	Gabrielle FARQUHARSON	SR	23.61		2/12/16	0.1	0.02	0.12
▶ HJ	23	Rhonda ROGOMBE	FR	1.80m	5-10%	1/8/16	0.4	0.00	0.40
▶ LJ	28	Gabrielle FARQUHARSON	SR	6.17m	20-3	1/8/16	0.1	0.00	0.10

Team Total 0.62

103



Wake Forest

Atlantic Coast Conference

unch


Event	Scrd As	Athlete	Yr	Scored Mark	Date	Pl. Pts.	Bonus	TOTAL
-------	---------	---------	----	-------------	------	----------	-------	-------

Scored bests come from CURRENT season

▶ PV	21	Sydney WHITE	SR	4.20m	13-9%	2/5/16	0.6	0.00	0.60
------	----	--------------	----	-------	-------	--------	-----	------	------

Team Total 0.60

104



Jacksonville

Atlantic Sun Conference

▲ 2

Event	Scrd As	Athlete	Yr	Scored Mark	Date	Pl. Pts.	Bonus	TOTAL
-------	---------	---------	----	-------------	------	----------	-------	-------

Scored bests come from CURRENT season

▶ TJ	22	Stormm PHILLIPS	JR	12.94m	42-5%	2/5/16	0.5	0.00	0.50
------	----	-----------------	----	--------	-------	--------	-----	------	------

Team Total 0.50

105



UC Santa Barbara

Big West Conference

▲ 3

Event	Scrd As	Athlete	Yr	Scored Mark	Date	Pl. Pts.	Bonus	TOTAL
-------	---------	---------	----	-------------	------	----------	-------	-------

Scored bests come from CURRENT season

▶ HJ	23	Jessica EMDE	SR	1.80m	5-10%	1/15/16	0.4	0.00	0.40
------	----	--------------	----	-------	-------	---------	-----	------	------

Team Total 0.40

106



Indiana State

Missouri Valley Conference

▲ 3

Event	Scrd As	Athlete	Yr	Scored Mark	Date	Pl. Pts.	Bonus	TOTAL
-------	---------	---------	----	-------------	------	----------	-------	-------

Scored bests come from CURRENT season

▶ 60m	25	Chidera OBASIH	SR	7.36	1/30/16	0.2	0.17	0.37
-------	----	----------------	----	------	---------	-----	------	------

Team Total 0.37

107



Maryland

Big Ten Conference

▼ 3

Event	Scrd As	Athlete	Yr	Scored Mark	Date	Pl. Pts.	Bonus	TOTAL
-------	---------	---------	----	-------------	------	----------	-------	-------

Scored bests come from CURRENT season

▶ 400m	25	Micha POWELL	JR	53.53 OT		2/12/16	0.2	0.05	0.25
▶ SP	31	Chioma ONYEKWERE	SR	16.05m	52-8	2/5/16	0.04	0.00	0.04
▶ WT	29	Chioma ONYEKWERE	SR	20.03m	65-8%	1/30/16	0.075	0.00	0.08

Team Total 0.37

108



Cal State Fullerton

Mountain Pacific Sports Federation

▼ 1

Event	Scrd As	Athlete	Yr	Scored Mark	Date	Pl. Pts.	Bonus	TOTAL
-------	---------	---------	----	-------------	------	----------	-------	-------

Scored bests come from CURRENT season

▶ 200m	25	Janaya SHORTY	JR	23.50cA	23.43	2/12/16	0.2	0.16	0.36
--------	----	---------------	----	---------	-------	---------	-----	------	------

Team Total 0.36

109



Middle Tennessee

Conference USA

▼ 9

Event	Scrd As	Athlete	Yr	Scored Mark	Date	Pl. Pts.	Bonus	TOTAL
-------	---------	---------	----	-------------	------	----------	-------	-------

Scored bests come from CURRENT season

▶ 800m	26	Agnes ABU	SO	2:05.71 OT		2/12/16	0.15	0.02	0.17
▶ HJ	30	Barbara VILSON	JR	1.79m	5-10%	1/10/16	0.05	0.00	0.05
▶ LJ	28	Elizabeth DADZIE	JR	6.17m	20-3	2/12/16	0.1	0.00	0.10
▶ LJ	34	India HAMMOND	SR	6.13m	20-1%	1/29/16	0.015	0.00	0.01
▶ TJ	33	India HAMMOND	SR	12.79m	41-11%	2/12/16	0.02	0.00	0.02

Team Total 0.35

"Scrd As", short for "Scored As", Standing used for place points portion of performance's score combining preseason data (when applied) to current season data

Numbers in BLACK are both the performance's actual NCAA rank AND "scored as" rank Numbers in RED indicate actual NCAA rank does not exist or is worse than "scored as" rank Numbers in BLUE indicate actual NCAA rank is better than "scored as" rank

USTFCCCA Non-Member

Non-Member Schools Will NOT be ranked, beginning Week 2



2016 Indoor Track & Field, Week #5

Only those who score >0.01 pts are shown
D denotes multiple-event rule in affect

WOMEN

110



Connecticut

American Athletic Conference

▼ 22

Event	Scrd As	Athlete	Yr	Scored Mark	Date	Pl. Pts.	Bonus	TOTAL
-------	---------	---------	----	-------------	------	----------	-------	-------

Scored bests come from CURRENT season

▶ DMR	20	Panisse, Smith-Jenkins, Vodopia, Williamson		11:19.99	1/29/16	0.2	0.00	0.20
▶ TJ	30	Odrine BELOT	SR	12.85m 42-2	2/12/16	0.05	0.00	0.05

Scored bests come from PRE-SEASON DATA

▶ PENT	29	Saija BIKANOVA	SR	3,906	2/27/15	0.075	0.00	0.08
--------	----	----------------	----	-------	---------	-------	------	------

Team Total 0.33

111



Southern Illinois

Missouri Valley Conference

▼ 6

Event	Scrd As	Athlete	Yr	Scored Mark	Date	Pl. Pts.	Bonus	TOTAL
-------	---------	---------	----	-------------	------	----------	-------	-------

Scored bests come from CURRENT season

▶ SP	26	Alexus SCOTT	SR	16.43m 53-11	2/12/16	0.15	0.00	0.15
▶ WT	27	Freya BLOCK	JR	20.22m 66-4½	2/12/16	0.125	0.00	0.13
▶ WT	32	Alexus SCOTT	SR	19.90m 65-3½	12/5/15	0.03	0.00	0.03

Team Total 0.31

112



James Madison

Colonial Athletic Association

▲ 4

Event	Scrd As	Athlete	Yr	Scored Mark	Date	Pl. Pts.	Bonus	TOTAL
-------	---------	---------	----	-------------	------	----------	-------	-------

Scored bests come from CURRENT season

▶ SP	24	Amber MONROE	SR	16.46m 54-0	2/19/16	0.3	0.00	0.30
------	----	--------------	----	-------------	---------	-----	------	------

Team Total 0.30

113



Northwestern State

Southland Conference

▲ 23

Event	Scrd As	Athlete	Yr	Scored Mark	Date	Pl. Pts.	Bonus	TOTAL
-------	---------	---------	----	-------------	------	----------	-------	-------

Scored bests come from CURRENT season

▶ TJ	25	Porsha THOMAS	SR	12.90m 42-4	2/15/16	0.2	0.00	0.20
------	----	---------------	----	-------------	---------	-----	------	------

Team Total 0.20

114



South Alabama

Sun Belt Conference

▼ 3

Event	Scrd As	Athlete	Yr	Scored Mark	Date	Pl. Pts.	Bonus	TOTAL
-------	---------	---------	----	-------------	------	----------	-------	-------

Scored bests come from CURRENT season

▶ TJ	26	Kaitlyn BEANS	JR	12.89m 42-3½	2/12/16	0.15	0.00	0.15
------	----	---------------	----	--------------	---------	------	------	------

Team Total 0.15

115



Southeastern Louisiana

Southland Conference

▲ 5

Event	Scrd As	Athlete	Yr	Scored Mark	Date	Pl. Pts.	Bonus	TOTAL
-------	---------	---------	----	-------------	------	----------	-------	-------

Scored bests come from CURRENT season

▶ WT	27	Jermisha FRAZIER	SR	20.22m 66-4½	2/19/16	0.125	0.00	0.13
------	----	------------------	----	--------------	---------	-------	------	------

Team Total 0.13

116



Wyoming

Mountain West Conference

▼ 2

Event	Scrd As	Athlete	Yr	Scored Mark	Date	Pl. Pts.	Bonus	TOTAL
-------	---------	---------	----	-------------	------	----------	-------	-------

Scored bests come from CURRENT season

▶ 60m	32	Jerayah DAVIS	FR	7.38cA 7.36	2/12/16	0.03	0.09	0.12
-------	----	---------------	----	-------------	---------	------	------	------

Team Total 0.12

117



Tulane

American Athletic Conference

▼ 4

Event	Scrd As	Athlete	Yr	Scored Mark	Date	Pl. Pts.	Bonus	TOTAL
-------	---------	---------	----	-------------	------	----------	-------	-------

Scored bests come from CURRENT season

▶ 200m	28	Lilla MCMILLAN	SR	23.61	2/12/16	0.1	0.02	0.12
--------	----	----------------	----	-------	---------	-----	------	------

Team Total 0.12

118



Dartmouth

Ivy League

▼ 2

Event	Scrd As	Athlete	Yr	Scored Mark	Date	Pl. Pts.	Bonus	TOTAL
-------	---------	---------	----	-------------	------	----------	-------	-------

Scored bests come from PRE-SEASON DATA

▶ PENT	28	Allison FRANTZ	SO	3,912	2/28/15	0.1	0.00	0.10
--------	----	----------------	----	-------	---------	-----	------	------

Team Total 0.10

"Scrd As", short for "Scored As", Standing used for place points portion of performance's score combining preseason data (when applied) to current season data

Numbers in BLACK are both the performance's actual NCAA rank AND "scored as" rank Numbers in RED indicate actual NCAA rank does not exist or is worse than "scored as" rank Numbers in BLUE indicate actual NCAA rank is better than "scored as" rank

USTFCCCA Non-Member

Non-Member Schools Will NOT be ranked, beginning Week 2



2016 Indoor Track & Field, Week #5

Only those who score >0.01 pts are shown
D denotes multiple-event rule in affect

WOMEN

119



West Virginia

Big 12 Conference

▲17

Event	Scrd As	Athlete	Yr	Scored Mark	Date	Pl. Pts.	Bonus	TOTAL
-------	---------	---------	----	-------------	------	----------	-------	-------

Scored bests come from CURRENT season

▶ Mile	34	Amy CASHIN	JR	4:39.85	2/20/16	0.015	0.07	0.09
--------	----	------------	----	---------	---------	-------	------	------

Team Total 0.09

120



Abilene Christian

Southland Conference

unch

Event	Scrd As	Athlete	Yr	Scored Mark	Date	Pl. Pts.	Bonus	TOTAL
-------	---------	---------	----	-------------	------	----------	-------	-------

Scored bests come from CURRENT season

▶ 5000m	29	Alexandria HACKETT	JR	16:10.65 OT	1/29/16	0.075	0.00	0.08
---------	----	--------------------	----	-------------	---------	-------	------	------

Team Total 0.08

120



Northern Iowa

Missouri Valley Conference

▲16

Event	Scrd As	Athlete	Yr	Scored Mark	Date	Pl. Pts.	Bonus	TOTAL
-------	---------	---------	----	-------------	------	----------	-------	-------

Scored bests come from CURRENT season

▶ SP	29	Jamie LINDSTROM	SR	16.12m 52-10%	2/19/16	0.075	0.00	0.08
------	----	-----------------	----	---------------	---------	-------	------	------

Team Total 0.08

122



Bradley

Missouri Valley Conference

unch

Event	Scrd As	Athlete	Yr	Scored Mark	Date	Pl. Pts.	Bonus	TOTAL
-------	---------	---------	----	-------------	------	----------	-------	-------

Scored bests come from CURRENT season

▶ 5000m	30	Kristen BUSCH	SR	16:11.29 OT	2/12/16	0.05	0.00	0.05
---------	----	---------------	----	-------------	---------	------	------	------

▶ 5000m	33	Caitlin BUSCH	SR	16:12.18 OT	2/12/16	0.02	0.00	0.02
---------	----	---------------	----	-------------	---------	------	------	------

Team Total 0.07

123



San Diego State

Mountain West Conference

▼4

Event	Scrd As	Athlete	Yr	Scored Mark	Date	Pl. Pts.	Bonus	TOTAL
-------	---------	---------	----	-------------	------	----------	-------	-------

Scored bests come from CURRENT season

▶ H60m	34	Micha AUZENNE	JR	8.32ca 8.28	1/16/16	0.015	0.00	0.01
--------	----	---------------	----	-------------	---------	-------	------	------

▶ PV	30	Bonnie DRAXLER	SO	4.17m 13-8%	2/12/16	0.05	0.00	0.05
------	----	----------------	----	-------------	---------	------	------	------

Team Total 0.07

124



Coppin State

Mid-Eastern Athletic Conference

▼8

Event	Scrd As	Athlete	Yr	Scored Mark	Date	Pl. Pts.	Bonus	TOTAL
-------	---------	---------	----	-------------	------	----------	-------	-------

Scored bests come from CURRENT season

▶ HJ	30	Deandra DANIEL	SR	1.79m 5-10%	1/29/16	0.05	0.00	0.05
------	----	----------------	----	-------------	---------	------	------	------

Team Total 0.05

124



Southeast Missouri

Ohio Valley Conference

▼9

Event	Scrd As	Athlete	Yr	Scored Mark	Date	Pl. Pts.	Bonus	TOTAL
-------	---------	---------	----	-------------	------	----------	-------	-------

Scored bests come from CURRENT season

▶ WT	30	Kayla GUTIERREZ		19.98m 65-6%	12/11/15	0.05	0.00	0.05
------	----	-----------------	--	--------------	----------	------	------	------

Team Total 0.05

126



Rice

Conference USA

▼3

Event	Scrd As	Athlete	Yr	Scored Mark	Date	Pl. Pts.	Bonus	TOTAL
-------	---------	---------	----	-------------	------	----------	-------	-------

Scored bests come from CURRENT season

▶ TJ	32	Cybil OBIOZOR	JR	12.80m 42-0	2/12/16	0.03	0.00	0.03
------	----	---------------	----	-------------	---------	------	------	------

Team Total 0.03

127



Central Michigan

Mid-American Conference

▼3

Event	Scrd As	Athlete	Yr	Scored Mark	Date	Pl. Pts.	Bonus	TOTAL
-------	---------	---------	----	-------------	------	----------	-------	-------

Scored bests come from CURRENT season

▶ SP	33	Devene BROWN	SR	16.03m 52-7%	2/5/16	0.02	0.00	0.02
------	----	--------------	----	--------------	--------	------	------	------

Team Total 0.02

128



SMU

American Athletic Conference

▼1

Event	Scrd As	Athlete	Yr	Scored Mark	Date	Pl. Pts.	Bonus	TOTAL
-------	---------	---------	----	-------------	------	----------	-------	-------

Scored bests come from CURRENT season

▶ 60m	37	Craishia WASHINGTON	SR	7.40	2/12/16	0.02		0.02
-------	----	---------------------	----	------	---------	------	--	------

Team Total 0.02

"Scrd As", short for "Scored As", Standing used for place points portion of performance's score combining preseason data (when applied) to current season data

Numbers in BLACK are both the performance's actual NCAA rank AND "scored as" rank Numbers in RED indicate actual NCAA rank does not exist or is worse than "scored as" rank Numbers in BLUE indicate actual NCAA rank is better than "scored as" rank

USTFCCCA Non-Member

Non-Member Schools Will NOT be ranked, beginning Week 2



2016 Indoor Track & Field, Week #5

Only those who score >0.01 pts are shown
D denotes multiple-event rule in affect

WOMEN

129



Alabama State

▼ 5

Southwestern Athletic Conference

Event	Scrd As	Athlete	Yr	Scored Mark	Date	Pl. Pts.	Bonus	TOTAL
-------	---------	---------	----	-------------	------	----------	-------	-------

Scored bests come from CURRENT season

► 800m	34	Tatiana ETIENNE	JR	2:06.56	2/7/16	0.015	0.00	0.01
--------	----	-----------------	----	---------	--------	-------	------	------

Team Total 0.01

129



Oral Roberts

▼ 5

The Summit League

Event	Scrd As	Athlete	Yr	Scored Mark	Date	Pl. Pts.	Bonus	TOTAL
-------	---------	---------	----	-------------	------	----------	-------	-------

Scored bests come from CURRENT season

► TJ	34	Kirsten BURNETT	JR	12.76m	41-10%	1/21/16	0.015	0.00	0.01
------	----	-----------------	----	--------	--------	---------	-------	------	------

Team Total 0.01

"Scrd As", short for "Scored As", Standing used for place points portion of performance's score combining preseason data (when applied) to current season data

Numbers in BLACK are both the performance's actual NCAA rank AND "scored as" rank Numbers in RED indicate actual NCAA rank does not exist or is worse than "scored as" rank Numbers in BLUE indicate actual NCAA rank is better than "scored as" rank

USTFCCCA Non-Member

Non-Member Schools Will NOT be ranked, beginning Week 2