



# USTFCCCA NCAA Division I National Team Computer Rankings

as of 3/2/2016 7:11:23 AM

## 2016 Indoor Track & Field, Week #7

Only those who score >0.01 pts are shown  
D denotes multiple-event rule in affect

### MEN

# 1



## Oregon

### Mountain Pacific Sports Federation

# ▲ 1

Event	Scrd As	Athlete	Yr	Scored Mark	Date	Pl. Pts.	Bonus	TOTAL
Scored bests come from CURRENT season								
▶ Mile	1	Blake HANEY	SO	3:56.36	2/20/16	20	2.26	22.26
▶ Mile	6	Sam PRAKEL	JR	3:57.95 OT	2/12/16	10	1.32	11.32
▶ 3000m	1	Edward CHESEREK	JR	7:40.51	2/20/16	20	4.14	24.14
▶ 5000m	1	Edward CHESEREK	JR	13:35.86 OT	2/12/16	20	2.68	22.68
▶ 5000m	11	Jake LEINGANG	SO	13:46.41 OT	2/12/16	5	0.67	5.67
▶ H60m	1	Devon ALLEN	SO	7.60	2/26/16	20	2.95	22.95
▶ DMR	11	Haney, Thiel, Grosvenor, Prakel		9:29.89 OT	2/26/16	2	1.24	3.24
▶ TJ	12	Nate MOORE	SO	16.14m 52-11½	2/12/16	4	0.28	4.28
▶ WT	5	Greg SKIPPER	SR	22.11m 72-6½	2/26/16	12	1.04	13.04
▶ HEPT	11	Mitch MODIN	JR	5,713 OT	2/26/16	5	0.00	5.00
Team Total								134.58

# 2



## Arkansas

### Southeastern Conference

# ▼ 1

Event	Scrd As	Athlete	Yr	Scored Mark	Date	Pl. Pts.	Bonus	TOTAL
Scored bests come from CURRENT season								
▶ 60m	7	Jarrion LAWSON	SR	6.62	1/29/16	9	0.82	9.82
▶ 60m	7	Kenzo COTTON	SO	6.62	2/26/16	9	0.82	9.82
▶ 200m	10	Kenzo COTTON	SO	20.66	2/26/16	6	1.08	7.08
▶ 400m	4	Marqueze WASHINGTON	SR	45.72	2/19/16	14	1.99	15.99
▶ 400m	16	Obi IGBOKWE	FR	46.29	2/26/16	1.25	0.46	1.71
▶ 800m	12	Carlton ORANGE	FR	1:47.38	1/29/16	4	0.57	4.57
▶ 5000m	9	Gabe GONZALEZ	SR	13:45.98 OT	2/12/16	7	0.71	7.71
▶ 4x400	6	Igbokwe, Washington, Stephen, Lawson		3:05.35	2/12/16	10	1.80	11.80
▶ HJ	10	Ken LEGASSEY	JR	2.19m 7-2¼	2/12/16	6	0.32	6.32
▶ LJ	1	Jarrion LAWSON	SR	8.17m 26-9¾	1/29/16	20	5.41	25.41
▶ LJ	7	Andreas TRAJKOVSKI	JR	7.87m 25-10	2/26/16	9	0.66	9.66
▶ TJ	4	Clive PULLEN	JR	16.55m 54-3¾	2/26/16	14	2.12	16.12
Team Total								126.03

# 3



## Florida

### Southeastern Conference

# ▲ 1

Event	Scrd As	Athlete	Yr	Scored Mark	Date	Pl. Pts.	Bonus	TOTAL
Scored bests come from CURRENT season								
▶ 60m	11	Ryan CLARK	FR	6.64	2/12/16	5	0.58	5.58
▶ 200m	4	Arman HALL	SR	20.55	2/26/16	14	2.06	16.06
▶ 400m	6	Arman HALL	SR	45.79	2/26/16	10	1.76	11.76
▶ 400m	8	Najee GLASS	SR	46.11	2/26/16	8	0.75	8.75
▶ 800m	3	Andres ARROYO	JR	1:46.20	2/26/16	16	2.41	18.41
▶ H60m	10	Yanick HART	JR	7.71	2/26/16	6	0.94	6.94
▶ 4x400	1	Futch, Fasasi, Glass, Hall		3:04.02	2/26/16	20	2.78	22.78
▶ LJ	4	KeAndre BATES	SO	7.93m 26-¼	1/29/16	14	1.41	15.41
Team Total								105.69

# 4



## Texas A&M

### Southeastern Conference

# ▼ 1

Event	Scrd As	Athlete	Yr	Scored Mark	Date	Pl. Pts.	Bonus	TOTAL
Scored bests come from CURRENT season								
▶ 200m	5	Devin JENKINS	SR	20.58	2/5/16	12	1.79	13.79
▶ 800m	1	Donavan BRAZIER	FR	1:45.93	1/15/16	20	2.85	22.85
▶ 800m	5	Hector HERNANDEZ	SR	1:46.32	2/26/16	12	2.21	14.21
▶ 4x400	11	Grant, Hickey, Kerley, Age		3:06.73	2/12/16	2	0.92	2.92
▶ PV	5	Audie WYATT	SO	5.51m 18-1	2/26/16	12	1.26	13.26
▶ PV	8	Jacob WOOTEN	FR	5.46m 17-11	2/5/16	8	0.62	8.62
▶ PV	11	Chase WOLFLE	SR	5.43m 17-9¾	2/26/16	5	0.28	5.28
▶ LJ	10	Will WILLIAMS	SO	7.85m 25-9¾	1/23/16	6	0.49	6.49
▶ TJ	8	Latario COLLIE	SR	16.23m 53-3	2/26/16	8	0.64	8.64
▶ HEPT	10	Lindon VICTOR	JR	5,776	2/26/16	6	0.53	6.53
Team Total								102.59

"Scrd As", short for "Scored As", Standing used for place points portion of performance's score combining preseason data (when applied) to current season data

Numbers in BLACK are both the performance's actual NCAA rank AND "scored as" rank Numbers in RED indicate actual NCAA rank does not exist or is worse than "scored as" rank Numbers in BLUE indicate actual NCAA rank is better than "scored as" rank

USTFCCCA Non-Member

Non-Member Schools Will NOT be ranked, beginning Week 2




# USTFCCCA NCAA Division I National Team Computer Rankings


as of 3/2/2016 7:11:23 AM


## 2016 Indoor Track & Field, Week #7


Only those who score >0.01 pts are shown  
D denotes multiple-event rule in affect


### MEN


5			LSU		unch				
Southeastern Conference									
Event	Scrd As	Athlete	Yr	Scored Mark	Date	Pl. Pts.	Bonus	TOTAL	
Scored bests come from CURRENT season									
▶ 60m	10	Donte JACKSON	FR	6.63	2/26/16	6	0.70	<div><div></div></div>	6.70
▶ 200m	2	Nethaneel MITCHELL-BLAKE	JR	20.51	2/26/16	18	2.42	<div><div></div></div>	20.42
▶ 400m	2	Michael CHERRY	JR	45.61	2/26/16	18	2.35	<div><div></div></div>	20.35
▶ 400m	7	Fitzroy DUNKLEY	SR	46.04	2/26/16	9	0.94	<div><div></div></div>	9.94
▶ H60m	1	Jordan MOORE	JR	7.60	2/26/16	20	2.95	<div><div></div></div>	22.95
▶ 4x400	4	Grayson, Bruton, Cherry, Dunkley		3:04.46	1/29/16	14	2.46	<div><div></div></div>	16.46
▶ WT	14	Johnnie JACKSON	JR	21.48m	70-5%	2/19/16	2	0.00	<div><div></div></div> 2.00
Team Total									98.82

6			Tennessee				unch		
Southeastern Conference									
Event	Scrd As	Athlete	Yr	Scored Mark		Date	Pl. Pts.	Bonus	TOTAL
Scored bests come from CURRENT season									
▶ 60m	2	Christian COLEMAN	SO	6.54		2/5/16	18	2.66	20.66
▶ 200m	3	Christian COLEMAN	SO	20.54		2/26/16	16	2.15	18.15
▶ 400m	13	Nathan STROTHER	SO	46.25		2/12/16	3	0.53	3.53
▶ 4x400	12	Cogdell, Coleman, Carter, Strother		3:07.07		2/26/16	1	0.75	1.75
▶ PV	1	Jake BLANKENSHIP	SR	5.72m	18-9%	2/5/16	20	6.00	26.00
▶ WT	2	Cameron BROWN	SR	22.86m	75-0	2/12/16	18	3.23	21.23
Team Total									91.32

7			Texas				unch		
Big 12 Conference									
Event	Scrd As	Athlete	Yr	Scored Mark		Date	Pl. Pts.	Bonus	TOTAL
Scored bests come from CURRENT season									
▶ 400m	1	Zack BILDERBACK	SR	45.27	OT	2/26/16	20	3.49	23.49
▶ 400m	8	Aldrich BAILEY JR.	JR	46.11	OT	2/26/16	8	0.75	8.75
▶ 400m	15	Byron ROBINSON	JR	46.27		2/12/16	1.5	0.49	1.99
▶ 4x400	3	Bilderback, Irvin, Robinson, Bailey Jr.		3:04.41		2/12/16	16	2.49	18.49
▶ PV	11	Reese WATSON	SR	5.43m	17-9%	2/12/16	5	0.28	5.28
▶ SP	1	Ryan CROUSER	SR	21.73m	71-3%	2/26/16	20	7.71	27.71
Team Total								85.73	

8		Georgia				▲ 1			
		Southeastern Conference							
Event	Scrd As	Athlete	Yr	Scored Mark		Date	Pl. Pts.	Bonus	TOTAL
Scored bests come from CURRENT season									
▶ SP	5	Ashinia MILLER	SR	20.06m	65-9%	2/26/16	12	1.51	13.51
▶ SP	13	Denzel COMENENTIA	FR	19.20m	63-0	1/22/16	3	0.00	3.00
▶ HEPT	1	Garrett SCANTLING	SR	6,020		1/29/16	20	5.92	25.92
▶ HEPT	4	Maicel UIBO	SR	5,854		1/29/16	14	1.78	15.78
▶ HEPT	8	Karl SALURI	SO	5,792		2/26/16	8	0.73	8.73
Team Total									66.95

9		Southern California		▲ 1					
		Mountain Pacific Sports Federation							
Event	Scrd As	Athlete	Yr	Scored Mark	Date	Pl. Pts.	Bonus	TOTAL	
Scored bests come from CURRENT season									
▶ HJ	2	Randall CUNNINGHAM	SO	2.26m	7-5	1/22/16	18	3.07	21.07
▶ LJ	10	Eric SLOAN	JR	7.85m	25-9%	1/22/16	6	0.49	6.49
▶ TJ	1	Eric SLOAN	JR	17.03m	55-10%	2/12/16	20	5.85	25.85
▶ SP	10	Nicholas PONZIO	SO	19.43m	63-9	1/16/16	6	0.28	6.28
Team Total								59.70	

10			Washington		▼ 2				
Mountain Pacific Sports Federation									
Event	Scrd As	Athlete	Yr	Scored Mark	Date	Pl. Pts.	Bonus	TOTAL	
Scored bests come from CURRENT season									
▶ 3000m	6	Izaic YORKS	SR	7:50.20 OT	2/12/16	10	1.22	11.22	
▶ 3000m	9	Colby GILBERT	SO	7:50.96 OT	2/12/16	7	1.00	8.00	
▶ 5000m	16	Aaron NELSON	SR	13:48.41 OT	2/12/16	1.25	0.47	1.72	
▶ H60m	12	Chris WILLIAMS	SR	7.72	2/26/16	4	0.76	4.76	
▶ DMR	2	Nelson, Spano, Yorks, Gilbert		9:27.19 OT	2/20/16	18	1.96	19.96	
▶ PV	6	Jax THOIRS	SR	5.48m	17-11%	2/12/16	10	0.85	10.85
Team Total								56.52	

"Scrd As", short for "Scored As", Standing used for place points portion of performance's score combining preseason data (when applied) to current season data

Numbers in BLACK are both the performance's actual NCAA rank AND "scored as" rank Numbers in RED indicate actual NCAA rank does not exist or is worse than "scored as" rank Numbers in BLUE indicate actual NCAA rank is better than "scored as" rank

USTFCCCA Non-Member

Non-Member Schools Will NOT be ranked, beginning Week 2



# USTFCCCA NCAA Division I National Team Computer Rankings

as of 3/2/2016 7:11:23 AM

## 2016 Indoor Track & Field, Week #7

Only those who score >0.01 pts are shown  
D denotes multiple-event rule in affect

### MEN

# 11



## Syracuse

### Atlantic Coast Conference

# 3

Event	Scrd As	Athlete	Yr	Scored Mark	Date	Pl. Pts.	Bonus	TOTAL
Scored bests come from CURRENT season								
▶ Mile	11	Joel HUBBARD	JR	3:58.43	2/12/16	5	1.03	6.03
▶ Mile	13	Adam PALAMAR	JR	3:58.55	1/29/16	3	0.96	3.96
▶ 3000m	3	Justyn KNIGHT	FR	7:48.71 OT	2/12/16	16	1.66	17.66
▶ 5000m	4	Colin BENNIE	SO	13:38.81 OT	2/12/16	14	2.09	16.09
▶ H60m	8	Freddie CRITTENDON III	JR	7.70	2/25/16	8	1.12	9.12
Team Total								52.87

# 12



## Texas Tech

### Big 12 Conference

# 1

Event	Scrd As	Athlete	Yr	Scored Mark	Date	Pl. Pts.	Bonus	TOTAL
Scored bests come from CURRENT season								
▶ 400m	12	Kyle COLLINS	JR	46.24 OT	2/26/16	4	0.54	4.54
▶ H60m	15	Chris CALDWELL	SR	7.74	2/26/16	1.5	0.40	1.90
▶ 4x400	5	Champlin, Richards III, Jones, Collins		3:04.98	2/12/16	12	2.07	14.07
▶ HJ	1	Bradley ADKINS	SR	2.29m 7-6	2/12/16	20	4.67	24.67
▶ HJ	10	Trey CULVER	SO	2.19m 7-2½	2/12/16	6	0.32	6.32
Team Total								51.52

# 13



## Purdue

### Big Ten Conference

# unch

Event	Scrd As	Athlete	Yr	Scored Mark	Date	Pl. Pts.	Bonus	TOTAL
Scored bests come from CURRENT season								
▶ 4x400	9	Parks, Webb, Rolle, McLaren		3:06.59 OT	2/26/16	5	0.98	5.98
▶ TJ	10	Anaquan PETERSON	JR	16.16m 53-¾	2/20/16	6	0.36	6.36
▶ SP	6	Chuk ENEKWECHI	SR	19.79m 64-11¼	2/5/16	10	0.99	10.99
▶ WT	1	Chuk ENEKWECHI	SR	23.89m 78-4¼	2/13/16	20	7.61	27.61
Team Total								50.94

# 14



## Virginia Tech

### Atlantic Coast Conference

# 2

Event	Scrd As	Athlete	Yr	Scored Mark	Date	Pl. Pts.	Bonus	TOTAL
Scored bests come from CURRENT season								
▶ 5000m	2	Thomas CURTIN	SR	13:37.10 OT	2/12/16	18	2.43	20.43
▶ PV	2	Torben LAIDIG	SO	5.62m 18-5¼	2/5/16	18	3.74	21.74
▶ PV	8	Deakin VOLZ	FR	5.46m 17-11	1/15/16	8	0.62	8.62
Team Total								50.80

# 15



## Penn State

### Big Ten Conference

# 2

Event	Scrd As	Athlete	Yr	Scored Mark	Date	Pl. Pts.	Bonus	TOTAL
Scored bests come from CURRENT season								
▶ 800m	4	Isaiah HARRIS	FR	1:46.24 OT	2/26/16	14	2.34	16.34
▶ 800m	8	Brannon KIDDER	SR	1:47.01	1/29/16	8	1.08	9.08
▶ DMR	3	Makins, Shisler, Harris, Kidder		9:27.20	1/29/16	16	1.96	17.96
Team Total								43.38

# 16



## Oklahoma State

### Big 12 Conference

# unch

Event	Scrd As	Athlete	Yr	Scored Mark	Date	Pl. Pts.	Bonus	TOTAL
Scored bests come from CURRENT season								
▶ 60m	2	John TEETERS	JR	6.54	1/29/16	18	2.66	20.66
▶ DMR	1	Noelle, Singleton, Kinnaird, Thompson		9:26.60 OT	2/20/16	20	2.12	22.12
Team Total								42.78

# 17



## NC State

### Atlantic Coast Conference

# 1

Event	Scrd As	Athlete	Yr	Scored Mark	Date	Pl. Pts.	Bonus	TOTAL
Scored bests come from CURRENT season								
▶ 3000m	5	Luis VARGAS	SR	7:48.81cf 7:54.26	1/29/16	12	1.64	13.64
▶ 5000m	13	Luis VARGAS	SR	13:47.00 OT	2/12/16	3	0.61	3.61
▶ LJ	1	Jonathan ADDISON	SR	8.17m 26-9¼	2/5/16	20	5.41	25.41
Team Total								42.66

"Scrd As", short for "Scored As", Standing used for place points portion of performance's score combining preseason data (when applied) to current season data

Numbers in BLACK are both the performance's actual NCAA rank AND "scored as" rank Numbers in RED indicate actual NCAA rank does not exist or is worse than "scored as" rank Numbers in BLUE indicate actual NCAA rank is better than "scored as" rank

USTFCCCA Non-Member

Non-Member Schools Will NOT be ranked, beginning Week 2



## 2016 Indoor Track &amp; Field, Week #7

Only those who score >0.01 pts are shown  
D denotes multiple-event rule in affect

## MEN

18



UCLA

Mountain Pacific Sports Federation

▲ 1

Event	Scrd As	Athlete	Yr	Scored Mark	Date	Pl. Pts.	Bonus	TOTAL
Scored bests come from CURRENT season								
DMR	10	Edman, Herrera, Hartle, O'Neil		9:29.61 OT	2/20/16	4	1.32	5.32
SP	3	Nicholas SCARVELIS	SR	20.36m	66-9%	1/16/16	16	2.48 18.48
SP	9	Brahame DAYS	SO	19.45m	63-9%	2/26/16	7	0.32 7.32
SP	16	Dotun OGUNDEJI	FR	19.04m	62-5%	2/12/16	1.25	0.00 1.25
HEPT	9	Steele WASIK	SO	5,783 OT	2/26/16	7	0.62	7.62
Team Total								39.98

19



Air Force

Mountain West Conference

▲ 1

Event	Scrd As	Athlete	Yr	Scored Mark	Date	Pl. Pts.	Bonus	TOTAL
Scored bests come from CURRENT season								
200m	16	Jamie TRIMBLE	SO	20.90ca	20.83	2/25/16	1.25	0.00 1.25
3000m	8	Patrick CORONA	SR	7:50.60 OT	2/12/16	8	1.11	9.11
HJ	6	Taylor SMITH	JR	2.20m	7-2½	2/25/16	10	0.59 10.59
PV	3	Dylan BELL	SR	5.56m	18-2%	2/5/16	16	2.39 18.39
Team Total								39.34

20



Southern Illinois

Missouri Valley Conference

▲ 2

Event	Scrd As	Athlete	Yr	Scored Mark	Date	Pl. Pts.	Bonus	TOTAL
Scored bests come from CURRENT season								
HJ	3	Kyle LANDON	JR	2.25m	7-4½	2/27/16	16	2.54 18.54
SP	7	Josh FREEMAN	SR	19.67m	64-6%	1/15/16	9	0.75 9.75
WT	6	Bradley SAUER	SR	22.06m	72-4%	1/29/16	10	0.93 10.93
Team Total								39.22

21



Southeastern Louisiana

Southland Conference

unch

Event	Scrd As	Athlete	Yr	Scored Mark	Date	Pl. Pts.	Bonus	TOTAL
Scored bests come from CURRENT season								
PV	7	Devin KING	SO	5.47m	17-11½	2/15/16	9	0.74 9.74
LJ	5	Steven BARZE	JR	7.92m	26-0	1/8/16	12	1.24 13.24
WT	4	Alexander YOUNG	SR	22.58m	74-1	1/31/16	14	2.06 16.06
Team Total								39.04

22



Arizona

Mountain Pacific Sports Federation

▲ 3

Event	Scrd As	Athlete	Yr	Scored Mark	Date	Pl. Pts.	Bonus	TOTAL
Scored bests come from CURRENT season								
PV	4	Pau TONNESEN	SR	5.53m	18-1½	2/26/16	14	1.71 15.71
HEPT	2	Pau TONNESEN	SR	5,972 OT	1/29/16	18	4.73	22.73
Team Total								38.43

23



Georgetown

BIG EAST Conference

▲ 16

Event	Scrd As	Athlete	Yr	Scored Mark	Date	Pl. Pts.	Bonus	TOTAL
Scored bests come from CURRENT season								
800m	13	Joseph WHITE	SO	1:47.44	1/29/16	3	0.52	3.52
Mile	5	Cole WILLIAMS	SR	3:57.88	2/6/16	12	1.36	13.36
Mile	8	Amos BARTELSMEYER	JR	3:58.22	2/6/16	8	1.16	9.16
3000m	12	Ahmed BILE	SR	7:51.77	2/12/16	4	0.76	4.76
DMR	8	Lederhouse, White, Bile, Bartelsmeyer		9:28.91	2/26/16	6	1.50	7.50
Team Total								38.30

24



Stanford

Mountain Pacific Sports Federation

▼ 9

Event	Scrd As	Athlete	Yr	Scored Mark	Date	Pl. Pts.	Bonus	TOTAL
Scored bests come from CURRENT season								
3000m	4	Sean MCGORTY	SO	7:48.79 OT	2/12/16	14	1.64	15.64
DMR	4	Coyle, Shumway, Brinkley, McGorty		9:27.27	1/29/16	14	1.94	15.94
TJ	13	Darian BROOKS	SR	16.08m	52-9¼	1/16/16	3	0.05 3.05
HEPT	13	Harrison WILLIAMS	SO	5,690	1/29/16	3	0.00	3.00
Team Total								37.63

25



Kennesaw State

Atlantic Sun Conference

▲ 1

Event	Scrd As	Athlete	Yr	Scored Mark	Date	Pl. Pts.	Bonus	TOTAL
Scored bests come from CURRENT season								
LJ	3	Bilal ABDULLAH	SR	7.98m	26-2¼	1/16/16	16	2.25 18.25
HEPT	3	Bilal ABDULLAH	SR	5,891	2/5/16	16	2.70	18.70
Team Total								36.95

"Scrd As", short for "Scored As", Standing used for place points portion of performance's score combining preseason data (when applied) to current season data

Numbers in BLACK are both the performance's actual NCAA rank AND "scored as" rank Numbers in RED indicate actual NCAA rank does not exist or is worse than "scored as" rank Numbers in BLUE indicate actual NCAA rank is better than "scored as" rank

USTFCCCA Non-Member

Non-Member Schools Will NOT be ranked, beginning Week 2



## 2016 Indoor Track &amp; Field, Week #7

Only those who score >0.01 pts are shown  
D denotes multiple-event rule in affect

## MEN

26



Minnesota

Big Ten Conference

▼ 2

Event	Scrd As	Athlete	Yr	Scored Mark	Date	Pl. Pts.	Bonus	TOTAL
Scored bests come from CURRENT season								
800m	9	Goaner DENG	SR	1:47.13 OT	2/26/16	7	0.89	7.89
HJ	10	Ryan LOCKARD	SO	2.19m 7-2¼	2/26/16	6	0.32	6.32
SP	8	Luke JOHNSON	SR	19.48m 63-11	2/12/16	8	0.38	8.38
WT	13	Gian FERRETTI	JR	21.62m 70-11¼	2/26/16	3	0.00	3.00
HEPT	6	Luca WIELAND	SO	5,814	12/4/15	10	1.01	11.01
Team Total								36.60

27



Tulsa

American Athletic Conference

unch

Event	Scrd As	Athlete	Yr	Scored Mark	Date	Pl. Pts.	Bonus	TOTAL
Scored bests come from CURRENT season								
60m	7	Bryce ROBINSON	SR	6.62	1/22/16	9	0.82	9.82
200m	9	Bryce ROBINSON	SR	20.63	2/5/16	7	1.35	8.35
5000m	3	Marc SCOTT	JR	13:37.34 OT	2/12/16	16	2.39	18.39
Team Total								36.56

28



Virginia

Atlantic Coast Conference

▲ 1

Event	Scrd As	Athlete	Yr	Scored Mark	Date	Pl. Pts.	Bonus	TOTAL
Scored bests come from CURRENT season								
Mile	14	Henry WYNNE	JR	3:58.74	1/29/16	2	0.85	2.85
DMR	7	Novak, Kiley, Hagen, Wynne		9:27.89cf 9:35.60	2/20/16	8	1.78	9.78
SP	2	Filip MIHALJEVIC	SO	20.69m 67-10¾	1/22/16	18	3.74	21.74
Team Total								34.37

29



TCU

Big 12 Conference

▼ 6

Event	Scrd As	Athlete	Yr	Scored Mark	Date	Pl. Pts.	Bonus	TOTAL
Scored bests come from CURRENT season								
60m	1	Ronnie BAKER	SR	6.51	2/26/16	20	3.42	23.42
200m	7	Sam WATTS	SR	20.60	2/12/16	9	1.61	10.61
Team Total								34.04

30



Baylor

Big 12 Conference

▼ 2

Event	Scrd As	Athlete	Yr	Scored Mark	Date	Pl. Pts.	Bonus	TOTAL
Scored bests come from CURRENT season								
400m	14	Wil LONDON	FR	46.26 OT	2/26/16	2	0.51	2.51
4x400	2	London, Gary, Dickson, Caddick		3:04.16 OT	2/26/16	18	2.68	20.68
TJ	7	Felix OBI	SR	16.36m 53-8¼	1/22/16	9	1.15	10.15
Team Total								33.34

31



Ohio State

Big Ten Conference

▼ 1

Event	Scrd As	Athlete	Yr	Scored Mark	Date	Pl. Pts.	Bonus	TOTAL
Scored bests come from CURRENT season								
200m	11	Nick GRAY	FR	20.71 OT	2/26/16	5	0.64	5.64
4x400	7	Blanks, Gray, Jackson, Page		3:06.38 OT	2/26/16	8	1.08	9.08
SP	4	JC MURASKY	SR	20.19m 66-3	2/26/16	14	1.83	15.83
Team Total								30.55

32



Oklahoma

Big 12 Conference

▲ 15

Event	Scrd As	Athlete	Yr	Scored Mark	Date	Pl. Pts.	Bonus	TOTAL
Scored bests come from CURRENT season								
Mile	4	Jacob BURCHAM	JR	3:57.46 OT	2/12/16	14	1.61	15.61
DMR	6	Eke, Armstrong, Goldberg, Burcham		9:27.70 OT	2/20/16	10	1.83	11.83
TJ	15	Hayden MCCLAIN	SO	16.07m 52-8¾	2/12/16	1.5	0.01	1.51
HEPT	15	Thomas CHEVAL	SO	5,671	1/29/16	1.5	0.00	1.50
Team Total								30.44

33



Cornell

Ivy League

▲ 17

Event	Scrd As	Athlete	Yr	Scored Mark	Date	Pl. Pts.	Bonus	TOTAL
Scored bests come from CURRENT season								
Mile	9	James GOWANS	JR	3:58.24	2/12/16	7	1.14	8.14
WT	3	Rudy WINKLER	JR	22.82m 74-10¾	2/5/16	16	3.06	19.06
Team Total								27.20

"Scrd As", short for "Scored As", Standing used for place points portion of performance's score combining preseason data (when applied) to current season data

Numbers in BLACK are both the performance's actual NCAA rank AND "scored as" rank Numbers in RED indicate actual NCAA rank does not exist or is worse than "scored as" rank Numbers in BLUE indicate actual NCAA rank is better than "scored as" rank

USTFCCCA Non-Member

Non-Member Schools Will NOT be ranked, beginning Week 2



# USTFCCCA NCAA Division I National Team Computer Rankings

## 2016 Indoor Track & Field, Week #7

as of 3/2/2016 7:11:24 AM

Only those who score >0.01 pts are shown  
D denotes multiple-event rule in affect

### MEN

# 34



## Missouri

### Southeastern Conference

# unch

Event	Scrd As	Athlete	Yr	Scored Mark	Date	Pl. Pts.	Bonus	TOTAL
Scored bests come from CURRENT season								
60m	5	Markesh WOODSON	SR	6.59	2/12/16	12	1.40	13.40
400m	5	Kahmari MONTGOMERY	FR	45.78	2/26/16	12	1.79	13.79
Team Total								27.19

# 35



## South Carolina

### Southeastern Conference

# ▼ 4

Event	Scrd As	Athlete	Yr	Scored Mark	Date	Pl. Pts.	Bonus	TOTAL
Scored bests come from CURRENT season								
200m	8	Jr, David WINTERS	JR	20.61	2/26/16	8	1.52	9.52
200m	14	Ncincilli TITI	SO	20.89	2/12/16	2	0.00	2.00
H60m	4	Dondre ECHOLS	SR	7.69	2/12/16	14	1.30	15.30
Team Total								26.83

# 36



## Houston

### American Athletic Conference

# unch

Event	Scrd As	Athlete	Yr	Scored Mark	Date	Pl. Pts.	Bonus	TOTAL
Scored bests come from CURRENT season								
60m	4	Cameron BURRELL	JR	6.55	1/15/16	14	2.40	16.40
60m	11	Leshon COLLINS	SR	6.64	1/15/16	5	0.58	5.58
H60m	12	Marcus MCWILLIAMS	FR	7.72	2/12/16	4	0.76	4.76
Team Total								26.74

# 37



## Villanova

### BIG EAST Conference

# ▼ 2

Event	Scrd As	Athlete	Yr	Scored Mark	Date	Pl. Pts.	Bonus	TOTAL
Scored bests come from CURRENT season								
3000m	2	Patrick TIERNAN	SR	7:48.55	2/12/16	18	1.71	19.71
DMR	9	Williamsz, Purcell, Malone, Denault		9:29.17	2/26/16	5	1.43	6.43
Team Total								26.15

# 38



## Kent State

### Mid-American Conference

# ▼ 1

Event	Scrd As	Athlete	Yr	Scored Mark		Date	Pl. Pts.	Bonus	TOTAL
Scored bests come from CURRENT season									
▶ H60m	3	William BARNES	SR	7.67		2/20/16	16	1.67	17.67
▶ TJ	9	Donovan TOLBERT	SR	16.18m	53-1	1/22/16	7	0.44	7.44
Team Total									25.11

# 39



## Michigan

### Big Ten Conference

# ▼ 7

Event	Scrd As	Athlete	Yr	Scored Mark	Date	Pl. Pts.	Bonus	TOTAL
Scored bests come from CURRENT season								
DMR	5	Barnett, Washington, Munley, Ferlic		9:27.67 OT	2/20/16	12	1.83	13.83
HEPT	7	Steven BASTIEN	JR	5,801 OT	2/26/16	9	0.84	9.84
Team Total								23.68

# 40



## Colorado

### Mountain Pacific Sports Federation

# ▲ 5

Event	Scrd As	Athlete	Yr	Scored Mark	Date	Pl. Pts.	Bonus	TOTAL
Scored bests come from CURRENT season								
3000m	11	Pierce MURPHY	SR	7:51.51 OT	2/26/16	5	0.84	5.84
3000m	13	Connor WINTER	SR	7:51.85 OT	2/26/16	3	0.74	3.74
5000m	6	Pierce MURPHY	SR	13:40.12 OT	2/12/16	10	1.83	11.83
5000m	15	Morgan PEARSON	SR	13:48.18 OT	2/12/16	1.5	0.49	1.99
Team Total								23.40

# 41



## LIU Brooklyn

### Northeast Conference

# ▲ 7

Event	Scrd As	Athlete	Yr	Scored Mark	Date	Pl. Pts.	Bonus	TOTAL
Scored bests come from CURRENT season								
200m	1	Brendon RODNEY	SR	20.46	2/19/16	20	2.87	22.87
Team Total								22.87

"Scrd As", short for "Scored As", Standing used for place points portion of performance's score combining preseason data (when applied) to current season data

Numbers in BLACK are both the performance's actual NCAA rank AND "scored as" rank Numbers in RED indicate actual NCAA rank does not exist or is worse than "scored as" rank Numbers in BLUE indicate actual NCAA rank is better than "scored as" rank

USTFCCCA Non-Member

Non-Member Schools Will NOT be ranked, beginning Week 2



## 2016 Indoor Track &amp; Field, Week #7

Only those who score >0.01 pts are shown  
D denotes multiple-event rule in affect

## MEN

42



Akron

▼ 9

Mid-American Conference

Event	Scrd As	Athlete	Yr	Scored Mark	Date	Pl. Pts.	Bonus	TOTAL
Scored bests come from CURRENT season								
800m	2	Clayton MURPHY	JR	1:46.13 OT	2/12/16	18	2.52	20.52
HEPT	14	Alex MCCUNE	SR	5,681 OT	2/5/16	2	0.00	2.00
Team Total								22.52

43



Youngstown State

▲ 6

Horizon League

Event	Scrd As	Athlete	Yr	Scored Mark	Date	Pl. Pts.	Bonus	TOTAL	
Scored bests come from CURRENT season									
▶ H60m	4	Chad ZALLOW	FR	7.69	2/19/16	14	1.30	15.30	
▶ WT	10	Conner NEU	SR	21.78m	71-5½	2/19/16	6	0.32	6.32
Team Total								21.63	

44



Alabama

unch

Southeastern Conference

Event	Scrd As	Athlete	Yr	Scored Mark		Date	Pl. Pts.	Bonus	TOTAL
Scored bests come from CURRENT season									
► TJ	2	Jeremiah GREEN	JR	16.68m	54-8%	2/12/16	18	3.13	21.13
Team Total									21.13

45



BYU

▼ 5

Mountain Pacific Sports Federation

Event	Scrd As	Athlete	Yr	Scored Mark	Date	Pl. Pts.	Bonus	TOTAL	
Scored bests come from CURRENT season									
▶ 800m	7	Shaquille WALKER	JR	1:46.97 OT	1/29/16	9	1.15	10.15	
▶ HJ	6	Zachary BLACKHAM	JR	2.20m	7-2½	2/26/16	10	0.59	10.59
Team Total								20.74	

46



Nebraska

▼ 5

Big Ten Conference

Event	Scrd As	Athlete	Yr	Scored Mark	Date	Pl. Pts.	Bonus	TOTAL	
Scored bests come from CURRENT season									
▶ H60m	10	Oladapo AKINMOLADUN	SR	7.71	2/26/16	6	0.94	6.94	
▶ 4x400	8	Neal, Alexandre, Koroknai, Rush		3:06.47 OT	2/26/16	6	1.04	7.04	
▶ HJ	10	Landon BARTEL	SO	2.19m	7-2½	2/26/16	6	0.32	6.32
Team Total								20.31	

47



Louisville

▲ 4

Atlantic Coast Conference

Event	Scrd As	Athlete	Yr	Scored Mark	Date	Pl. Pts.	Bonus	TOTAL
Scored bests come from CURRENT season								
▶ 5000m	14	Edwin KIBICHIY	JR	13:47.39 OT	2/12/16	2	0.57	2.57
▶ HJ	10	Damar ROBINSON	JR	2.19m 7-2½	2/25/16	6	0.32	6.32
▶ TJ	6	Ben WILLIAMS	JR	16.38m 53-9	2/25/16	10	1.23	11.23
Team Total								20.12

48



Penn

▲ 22

Ivy League

Event	Scrd As	Athlete	Yr	Scored Mark	Date	Pl. Pts.	Bonus	TOTAL
Scored bests come from CURRENT season								
Mile	2	Thomas AWAD	SR	3:57.03	2/20/16	18	1.86	19.86
Team Total								19.86

49



Rutgers

▲ 3

Big Ten Conference

Event	Scrd As	Athlete	Yr	Scored Mark		Date	Pl. Pts.	Bonus	TOTAL
Scored bests come from CURRENT season									
▶ 400m	3	Izaiah BROWN	FR	45.62	OT	2/26/16	16	2.32	18.32
▶ LJ	15	Corey CRAWFORD	SR	7.79m	25-6"	1/22/16	1.5	0.00	1.50
Team Total									19.82

"Scrd As", short for "Scored As", Standing used for place points portion of performance's score combining preseason data (when applied) to current season data

Numbers in BLACK are both the performance's actual NCAA rank AND "scored as" rank Numbers in RED indicate actual NCAA rank does not exist or is worse than "scored as" rank Numbers in BLUE indicate actual NCAA rank is better than "scored as" rank

USTFCCCA Non-Member

Non-Member Schools Will NOT be ranked, beginning Week 2



## 2016 Indoor Track &amp; Field, Week #7

Only those who score >0.01 pts are shown  
D denotes multiple-event rule in affect

## MEN

50



Kansas State

Big 12 Conference

▼ 8

Event	Scrd As	Athlete	Yr	Scored Mark	Date	Pl. Pts.	Bonus	TOTAL
Scored bests come from CURRENT season								
HJ	3	Christoff BRYAN	SO	2.25m	7-4½	2/12/16	16	2.54 18.54
LJ	16	Ifeanyichukwu OTUONYE	SR	7.75m	25-5½	2/12/16	1.25	0.00 1.25
Team Total								19.79

51



Boise State

Mountain West Conference

▲ 18

Event	Scrd As	Athlete	Yr	Scored Mark	Date	Pl. Pts.	Bonus	TOTAL
Scored bests come from CURRENT season								
Mile	3	David ELLIOTT	SR	3:57.38 OT	2/12/16	16	1.65	17.65
3000m	16	David ELLIOTT	SR	7:53.15 OT	1/29/16	1.25	0.36	1.61
Team Total								19.26

52



USF

American Athletic Conference

▲ 1

Event	Scrd As	Athlete	Yr	Scored Mark	Date	Pl. Pts.	Bonus	TOTAL
Scored bests come from CURRENT season								
TJ	3	Matthew ONEAL	SR	16.66m	54-8	1/22/16	16	2.97 18.97
Team Total								18.97

53



East Carolina

American Athletic Conference

▲ 1

Event	Scrd As	Athlete	Yr	Scored Mark	Date	Pl. Pts.	Bonus	TOTAL
Scored bests come from CURRENT season								
HJ	3	Avion JONES	SR	2.25m	7-4½	1/15/16	16	2.54 18.54
Team Total								18.54

54



Eastern Michigan

Mid-American Conference

▲ 2

Event	Scrd As	Athlete	Yr	Scored Mark	Date	Pl. Pts.	Bonus	TOTAL
Scored bests come from CURRENT season								
3000m	7	Willy FINK	JR	7:50.57cf	7:56.04	1/29/16	9	1.12 10.12
WT	9	Anthony JONES	SR	21.84m	71-8	2/12/16	7	0.45 7.45
Team Total								17.57

55



Iowa

Big Ten Conference

unch

Event	Scrd As	Athlete	Yr	Scored Mark	Date	Pl. Pts.	Bonus	TOTAL
Scored bests come from CURRENT season								
800m	16	Will TEUBEL	SR	1:47.74 OT	2/20/16	1.25	0.28	1.53
H60m	4	Aaron MALLETT	JR	7.69	2/26/16	14	1.30	15.30
Team Total								16.83

56



Clemson

Atlantic Coast Conference

▲ 1

Event	Scrd As	Athlete	Yr	Scored Mark	Date	Pl. Pts.	Bonus	TOTAL
Scored bests come from CURRENT season								
60m	6	Tevin HESTER	SR	6.61	2/25/16	10	0.95	10.95
200m	11	Tevin HESTER	SR	20.71	2/12/16	5	0.64	5.64
Team Total								16.59

57



Mississippi

Southeastern Conference

▼ 14

Event	Scrd As	Athlete	Yr	Scored Mark	Date	Pl. Pts.	Bonus	TOTAL
Scored bests come from CURRENT season								
5000m	5	Ryan WALLING	SR	13:39.44 OT	2/12/16	12	1.97	13.97
DMR	12	Domanic, Manahan, Engels, Tobin		9:30.48	1/29/16	1	1.09	2.09
Team Total								16.05

58



Wisconsin

Big Ten Conference

▼ 12

Event	Scrd As	Athlete	Yr	Scored Mark	Date	Pl. Pts.	Bonus	TOTAL
Scored bests come from CURRENT season								
3000m	14	Morgan MCDONALD	SO	7:52.09 OT	2/12/16	2	0.67	2.67
HEPT	5	Zach ZIEMEK	SR	5,825	1/29/16	12	1.14	13.14
Team Total								15.82

"Scrd As", short for "Scored As", Standing used for place points portion of performance's score combining preseason data (when applied) to current season data

Numbers in BLACK are both the performance's actual NCAA rank AND "scored as" rank Numbers in RED indicate actual NCAA rank does not exist or is worse than "scored as" rank Numbers in BLUE indicate actual NCAA rank is better than "scored as" rank

USTFCCCA Non-Member

Non-Member Schools Will NOT be ranked, beginning Week 2



## 2016 Indoor Track &amp; Field, Week #7

Only those who score >0.01 pts are shown  
D denotes multiple-event rule in affect

## MEN

59



Colorado State

Mountain West Conference

▲ 1

Event	Scrd As	Athlete	Yr	Scored Mark	Date	Pl. Pts.	Bonus	TOTAL
Scored bests come from CURRENT season								
3000m	10	Jefferson ABBEY	JR	7:51.38 OT	2/12/16	6	0.88	6.88
5000m	10	Jerrell MOCK	JR	13:46.22 OT	2/12/16	6	0.69	6.69
SP	14	Mostafa HASSAN	SO	19.15m 62-10	2/25/16	2	0.00	2.00
Team Total								15.56

60



Oral Roberts

The Summit League

▼ 2

Event	Scrd As	Athlete	Yr	Scored Mark	Date	Pl. Pts.	Bonus	TOTAL
Scored bests come from CURRENT season								
H60m	4	Israel NELSON	FR	7.69	1/29/16	14	1.30	15.30
Team Total								15.30

61



Louisiana Tech

Conference USA

▲ 3

Event	Scrd As	Athlete	Yr	Scored Mark	Date	Pl. Pts.	Bonus	TOTAL
Scored bests come from CURRENT season								
60m	11	Jerney HICKS	SO	6.64	2/24/16	5	0.58	5.58
LJ	7	Jarvis GOTCH	SR	7.87m 25-10	1/29/16	9	0.66	9.66
Team Total								15.24

62



Middle Tennessee

Conference USA

▲ 1

Event	Scrd As	Athlete	Yr	Scored Mark	Date	Pl. Pts.	Bonus	TOTAL
Scored bests come from CURRENT season								
800m	6	Eliud RUTTO	JR	1:46.87 OT	2/12/16	10	1.31	11.31
TJ	13	Vincent OKOT	JR	16.08m 52-9½	12/5/15	3	0.05	3.05
Team Total								14.36

63



Iowa State

Big 12 Conference

▼ 2

Event	Scrd As	Athlete	Yr	Scored Mark	Date	Pl. Pts.	Bonus	TOTAL
Scored bests come from CURRENT season								
5000m	8	Daniel EVERETT	SR	13:44.90 OT	2/12/16	8	0.88	8.88
SP	11	Jan JEUSCHEDE	SR	19.28m 63-3¼	2/26/16	5	0.00	5.00
Team Total								13.88

64



Boston University

Patriot League

▼ 2

Event	Scrd As	Athlete	Yr	Scored Mark	Date	Pl. Pts.	Bonus	TOTAL
Scored bests come from CURRENT season								
200m	5	Cameron WILLIAMS	JR	20.58	2/19/16	12	1.79	13.79
Team Total								13.79

65



Auburn

Southeastern Conference

unch

Event	Scrd As	Athlete	Yr	Scored Mark	Date	Pl. Pts.	Bonus	TOTAL
Scored bests come from CURRENT season								
TJ	5	Shawn JOHNSON	SR	16.42m 53-10½	2/12/16	12	1.39	13.39
Team Total								13.39

66



Mississippi State

Independent (DI)

▲ 1

Event	Scrd As	Athlete	Yr	Scored Mark	Date	Pl. Pts.	Bonus	TOTAL
Scored bests come from CURRENT season								
400m	10	Alfred LARRY	SR	46.13 OT	2/20/16	6	0.72	6.72
4x400	10	Waters, Larry, McBride, Taylor		3:06.69 OT	2/20/16	4	0.94	4.94
Team Total								11.66

67



Illinois

Big Ten Conference

▲ 1

Event	Scrd As	Athlete	Yr	Scored Mark	Date	Pl. Pts.	Bonus	TOTAL
Scored bests come from CURRENT season								
5000m	12	Dylan LAFOND	JR	13:46.72 OT	2/12/16	4	0.64	4.64
HJ	10	Jonathan WELLS	SO	2.19m 7-2¼	2/5/16	6	0.32	6.32
Team Total								10.96

"Scrd As", short for "Scored As", Standing used for place points portion of performance's score combining preseason data (when applied) to current season data

Numbers in BLACK are both the performance's actual NCAA rank AND "scored as" rank Numbers in RED indicate actual NCAA rank does not exist or is worse than "scored as" rank Numbers in BLUE indicate actual NCAA rank is better than "scored as" rank

USTFCCCA Non-Member

Non-Member Schools Will NOT be ranked, beginning Week 2



## 2016 Indoor Track &amp; Field, Week #7

Only those who score >0.01 pts are shown  
D denotes multiple-event rule in affect

## MEN

68



Central Arkansas

Southland Conference

▲ 3

Event	Scrd As	Athlete	Yr	Scored Mark	Date	Pl. Pts.	Bonus	TOTAL
-------	---------	---------	----	-------------	------	----------	-------	-------

Scored bests come from CURRENT season

HJ	6	Eric MOORE	SO	2.20m	7-2½	2/15/16	10	0.59	10.59
----	---	------------	----	-------	------	---------	----	------	-------

Team Total 10.59

68



UT Arlington

Sun Belt Conference

▲ 3

Event	Scrd As	Athlete	Yr	Scored Mark	Date	Pl. Pts.	Bonus	TOTAL
-------	---------	---------	----	-------------	------	----------	-------	-------

Scored bests come from CURRENT season

HJ	6	Roland SALES	SR	2.20m	7-2½	2/5/16	10	0.59	10.59
----	---	--------------	----	-------	------	--------	----	------	-------

Team Total 10.59

70



UTEP

Conference USA

▲ 28

Event	Scrd As	Athlete	Yr	Scored Mark	Date	Pl. Pts.	Bonus	TOTAL
-------	---------	---------	----	-------------	------	----------	-------	-------

Scored bests come from CURRENT season

Mile	7	Jonah KOECH	FR	3:58.13cA	4:03.43	2/12/16	9	1.21	10.21
------	---	-------------	----	-----------	---------	---------	---	------	-------

Team Total 10.21

71



William and Mary

Colonial Athletic Association

▲ 2

Event	Scrd As	Athlete	Yr	Scored Mark	Date	Pl. Pts.	Bonus	TOTAL
-------	---------	---------	----	-------------	------	----------	-------	-------

Scored bests come from CURRENT season

PV	15	Derek O'CONNELL	JR	5.42m	17-9½	2/28/16	1.5	0.17	1.67
----	----	-----------------	----	-------	-------	---------	-----	------	------

WT	8	Brian WATERFIELD	SR	21.85m	71-8½	2/19/16	8	0.47	8.47
----	---	------------------	----	--------	-------	---------	---	------	------

Team Total 10.14

72



Northern Arizona

Big Sky Conference

▼ 13

Event	Scrd As	Athlete	Yr	Scored Mark	Date	Pl. Pts.	Bonus	TOTAL
-------	---------	---------	----	-------------	------	----------	-------	-------

Scored bests come from CURRENT season

5000m	7	Futsum ZIENASELLASSIE	JR	13:44.89		12/11/15	9	0.89	9.89
-------	---	-----------------------	----	----------	--	----------	---	------	------

Team Total 9.89

73



Pittsburgh

Atlantic Coast Conference

▲ 3

Event	Scrd As	Athlete	Yr	Scored Mark	Date	Pl. Pts.	Bonus	TOTAL
-------	---------	---------	----	-------------	------	----------	-------	-------

Scored bests come from CURRENT season

WT	7	Andrew WELLS	SR	21.92m	71-11	2/25/16	9	0.63	9.63
----	---	--------------	----	--------	-------	---------	---	------	------

Team Total 9.63

74



Kansas

Big 12 Conference

▲ 1

Event	Scrd As	Athlete	Yr	Scored Mark	Date	Pl. Pts.	Bonus	TOTAL
-------	---------	---------	----	-------------	------	----------	-------	-------

Scored bests come from CURRENT season

PV	11	Casey BOWEN	SR	5.43m	17-9½	2/5/16	5	0.28	5.28
----	----	-------------	----	-------	-------	--------	---	------	------

SP	12	Nicolai CEBAN	SO	19.25m	63-2	2/12/16	4	0.00	4.00
----	----	---------------	----	--------	------	---------	---	------	------

Team Total 9.28

75



Hampton

Mid-Eastern Athletic Conference

▲ 2

Event	Scrd As	Athlete	Yr	Scored Mark	Date	Pl. Pts.	Bonus	TOTAL
-------	---------	---------	----	-------------	------	----------	-------	-------

Scored bests come from CURRENT season

H60m	8	Trey HOLLOWAY	SR	7.70		1/22/16	8	1.12	9.12
------	---	---------------	----	------	--	---------	---	------	------

Team Total 9.12

76



Western Kentucky

Conference USA

▼ 10

Event	Scrd As	Athlete	Yr	Scored Mark	Date	Pl. Pts.	Bonus	TOTAL
-------	---------	---------	----	-------------	------	----------	-------	-------

Scored bests come from CURRENT season

200m	14	Emmanuel DASOR	JR	20.89		2/24/16	2	0.00	2.00
------	----	----------------	----	-------	--	---------	---	------	------

400m	11	Emmanuel DASOR	JR	46.21		2/24/16	5	0.59	5.59
------	----	----------------	----	-------	--	---------	---	------	------

TJ	15	Ventavius SEARS	JR	16.07m	52-8½	1/29/16	1.5	0.01	1.51
----	----	-----------------	----	--------	-------	---------	-----	------	------

Team Total 9.10

77



Notre Dame

Atlantic Coast Conference

▼ 3

Event	Scrd As	Athlete	Yr	Scored Mark	Date	Pl. Pts.	Bonus	TOTAL
-------	---------	---------	----	-------------	------	----------	-------	-------

Scored bests come from CURRENT season

PV	8	Nate RICHARTZ	JR	5.46m	17-11	2/25/16	8	0.62	8.62
----	---	---------------	----	-------	-------	---------	---	------	------

Team Total 8.62

"Scrd As", short for "Scored As", Standing used for place points portion of performance's score combining preseason data (when applied) to current season data

Numbers in BLACK are both the performance's actual NCAA rank AND "scored as" rank Numbers in RED indicate actual NCAA rank does not exist or is worse than "scored as" rank Numbers in BLUE indicate actual NCAA rank is better than "scored as" rank

USTFCCCA Non-Member

Non-Member Schools Will NOT be ranked, beginning Week 2



## 2016 Indoor Track &amp; Field, Week #7

Only those who score >0.01 pts are shown  
D denotes multiple-event rule in affect

## MEN

78



Utah State

Mountain West Conference

▲ 14

Event	Scrd As	Athlete	Yr	Scored Mark	Date	Pl. Pts.	Bonus	TOTAL
-------	---------	---------	----	-------------	------	----------	-------	-------

Scored bests come from CURRENT season

▶ 200m	13	Parker BLUTH	SR	20.80ca	20.73	1/30/16	3	0.08	3.08
▶ Mile	12	Dillon MAGGARD	SO	3:58.45ca	4:03.76	2/12/16	4	1.02	5.02

Team Total 8.10

79



Wichita State

Missouri Valley Conference

▼ 1

Event	Scrd As	Athlete	Yr	Scored Mark	Date	Pl. Pts.	Bonus	TOTAL
-------	---------	---------	----	-------------	------	----------	-------	-------

Scored bests come from CURRENT season

▶ LJ	9	Jared BELARDO	FR	7.86m	25-9"	2/27/16	7	0.58	7.58
------	---	---------------	----	-------	-------	---------	---	------	------

Team Total 7.58

80



North Carolina A&amp;T

Mid-Eastern Athletic Conference

▲ 4

Event	Scrd As	Athlete	Yr	Scored Mark	Date	Pl. Pts.	Bonus	TOTAL
-------	---------	---------	----	-------------	------	----------	-------	-------

Scored bests come from CURRENT season

▶ 60m	11	Maurice EADDY	JR	6.64	2/28/16	5	0.58	5.58
▶ H60m	15	Michael DICKSON	FR	7.74	2/5/16	1.5	0.40	1.90

Team Total 7.48

81



Providence

BIG EAST Conference

▲ 20

Event	Scrd As	Athlete	Yr	Scored Mark	Date	Pl. Pts.	Bonus	TOTAL
-------	---------	---------	----	-------------	------	----------	-------	-------

Scored bests come from CURRENT season

▶ Mile	10	Julian OAKLEY	SR	3:58.34	2/20/16	6	1.09	7.09
--------	----	---------------	----	---------	---------	---	------	------

Team Total 7.09

82



New Hampshire

America East Conference

▼ 1

Event	Scrd As	Athlete	Yr	Scored Mark	Date	Pl. Pts.	Bonus	TOTAL
-------	---------	---------	----	-------------	------	----------	-------	-------

Scored bests come from CURRENT season

▶ 800m	10	Drew PIAZZA	JR	1:47.28	1/29/16	6	0.65	6.65
--------	----	-------------	----	---------	---------	---	------	------

Team Total 6.65

83



Milwaukee

Horizon League

▲ 2

Event	Scrd As	Athlete	Yr	Scored Mark	Date	Pl. Pts.	Bonus	TOTAL
-------	---------	---------	----	-------------	------	----------	-------	-------

Scored bests come from CURRENT season

▶ HJ	10	Brett POZOLINSKI	SR	2.19m	7-2 1/4	2/13/16	6	0.32	6.32
------	----	------------------	----	-------	---------	---------	---	------	------

Team Total 6.32

84



Florida State

Atlantic Coast Conference

▼ 4

Event	Scrd As	Athlete	Yr	Scored Mark	Date	Pl. Pts.	Bonus	TOTAL
-------	---------	---------	----	-------------	------	----------	-------	-------

Scored bests come from CURRENT season

▶ 800m	15	Jake BURTON	JR	1:47.72	2/25/16	1.5	0.30	1.80	
▶ LJ	12	Stefan BRITS	SR	7.82m	25-8	2/25/16	4	0.24	4.24

Team Total 6.04

85



Wake Forest

Atlantic Coast Conference

▼ 2

Event	Scrd As	Athlete	Yr	Scored Mark	Date	Pl. Pts.	Bonus	TOTAL
-------	---------	---------	----	-------------	------	----------	-------	-------

Scored bests come from CURRENT season

▶ 800m	11	Robert HEPPENSTALL	FR	1:47.35	2/25/16	5	0.60	5.60
--------	----	--------------------	----	---------	---------	---	------	------

Team Total 5.60

86



Northern Iowa

Missouri Valley Conference

▲ 4

Event	Scrd As	Athlete	Yr	Scored Mark	Date	Pl. Pts.	Bonus	TOTAL
-------	---------	---------	----	-------------	------	----------	-------	-------

Scored bests come from CURRENT season

▶ 60m	11	Brandon CARNES	JR	6.64	2/5/16	5	0.58	5.58
-------	----	----------------	----	------	--------	---	------	------

Team Total 5.58

87



Michigan State

Big Ten Conference

▼ 5

Event	Scrd As	Athlete	Yr	Scored Mark	Date	Pl. Pts.	Bonus	TOTAL
-------	---------	---------	----	-------------	------	----------	-------	-------

Scored bests come from CURRENT season

▶ WT	12	Vinny GJOKAJ	SO	21.63m	70-11 1/4	1/23/16	4	0.00	4.00
▶ WT	15	Connor KOSTRZEWA	SR	21.45m	70-4 1/2	2/26/16	1.5	0.00	1.50

Team Total 5.50

"Scrd As", short for "Scored As", Standing used for place points portion of performance's score combining preseason data (when applied) to current season data

Numbers in BLACK are both the performance's actual NCAA rank AND "scored as" rank Numbers in RED indicate actual NCAA rank does not exist or is worse than "scored as" rank Numbers in BLUE indicate actual NCAA rank is better than "scored as" rank

USTFCCCA Non-Member

Non-Member Schools Will NOT be ranked, beginning Week 2



# USTFCCCA NCAA Division I National Team Computer Rankings

## 2016 Indoor Track & Field, Week #7

as of 3/2/2016 7:11:25 AM

Only those who score >0.01 pts are shown  
D denotes multiple-event rule in affect

### MEN

88



Arizona State

Mountain Pacific Sports Federation

▼ 9

Event	Scrd As	Athlete	Yr	Scored Mark	Date	Pl. Pts.	Bonus	TOTAL
Scored bests come from CURRENT season								
TJ	11	Tim WHITE	JR	16.15m	53-0	2/12/16	5 0.32	5.32
Team Total								5.32

89



Cincinnati

American Athletic Conference

unch

Event	Scrd As	Athlete	Yr	Scored Mark	Date	Pl. Pts.	Bonus	TOTAL
Scored bests come from CURRENT season								
PV	11	Adrian VALLES	SO	5.43m	17-9%	2/28/16	5 0.28	5.28
Team Total								5.28

90



North Carolina

Atlantic Coast Conference

▼ 2

Event	Scrd As	Athlete	Yr	Scored Mark	Date	Pl. Pts.	Bonus	TOTAL
Scored bests come from CURRENT season								
WT	11	AJ HICKS	SR	21.72m	71-3%	2/5/16	5 0.19	5.19
Team Total								5.19

91



Wyoming

Mountain West Conference

unch

Event	Scrd As	Athlete	Yr	Scored Mark	Date	Pl. Pts.	Bonus	TOTAL
Scored bests come from CURRENT season								
H60m	12	Jordan CHARLES	JR	7.72cA	7.13(55)	2/19/16	4 0.76	4.76
Team Total								4.76

92



Arkansas State

Sun Belt Conference

▼ 6

Event	Scrd As	Athlete	Yr	Scored Mark	Date	Pl. Pts.	Bonus	TOTAL
Scored bests come from CURRENT season								
LJ	12	Roelf PIENAAR	JR	7.82m	25-8	12/6/15	4 0.24	4.24
Team Total								4.24

93



Kentucky

Southeastern Conference

▼ 6

Event	Scrd As	Athlete	Yr	Scored Mark	Date	Pl. Pts.	Bonus	TOTAL
Scored bests come from CURRENT season								
HEPT	12	Tim DUCKWORTH	SO	5,695 OT	1/22/16	4 0.00		4.00
Team Total								4.00

94



South Alabama

Sun Belt Conference

▲ 1

Event	Scrd As	Athlete	Yr	Scored Mark	Date	Pl. Pts.	Bonus	TOTAL
Scored bests come from CURRENT season								
60m	16	Rafael SCOTT	SO	6.65	2/22/16	1.25	0.45	1.70
PV	15	Sean COLLINS	FR	5.42m	17-9%	2/7/16	1.5 0.17	1.67
Team Total								3.37

95



Monmouth

Metro Atlantic Athletic Conference

▲ 4

Event	Scrd As	Athlete	Yr	Scored Mark	Date	Pl. Pts.	Bonus	TOTAL
Scored bests come from CURRENT season								
800m	14	Dylan CAPWELL	JR	1:47.70	1/29/16	2 0.31		2.31
Team Total								2.31

96



Bethune-Cookman

Mid-Eastern Athletic Conference

▼ 3

Event	Scrd As	Athlete	Yr	Scored Mark	Date	Pl. Pts.	Bonus	TOTAL
Scored bests come from CURRENT season								
LJ	14	Kenneth FISHER	JR	7.80m	25-7%	2/11/16	2 0.07	2.07
Team Total								2.07

97



Portland

West Coast Conference

▼ 59

Event	Scrd As	Athlete	Yr	Scored Mark	Date	Pl. Pts.	Bonus	TOTAL
Scored bests come from CURRENT season								
3000m	15	Reid BUCHANAN	SR	7:52.66 OT	2/26/16	1.5 0.50		2.00
Team Total								2.00

"Scrd As", short for "Scored As", Standing used for place points portion of performance's score combining preseason data (when applied) to current season data

Numbers in BLACK are both the performance's actual NCAA rank AND "scored as" rank Numbers in RED indicate actual NCAA rank does not exist or is worse than "scored as" rank Numbers in BLUE indicate actual NCAA rank is better than "scored as" rank

USTFCCCA Non-Member

Non-Member Schools Will NOT be ranked, beginning Week 2



## 2016 Indoor Track &amp; Field, Week #7

Only those who score >0.01 pts are shown  
 D denotes multiple-event rule in affect

## MEN

98



Columbia

Ivy League

▲ 19

Event	Scrd As	Athlete	Yr	Scored Mark	Date	Pl. Pts.	Bonus	TOTAL
-------	---------	---------	----	-------------	------	----------	-------	-------

Scored bests come from CURRENT season

► Mile	16	Rob NAPOLITANO	JR	3:58.98	2/12/16	1.25	0.71	1.96
--------	----	----------------	----	---------	---------	------	------	------

Team Total 1.96

99



California

Mountain Pacific Sports Federation

▼ 3

Event	Scrd As	Athlete	Yr	Scored Mark	Date	Pl. Pts.	Bonus	TOTAL
-------	---------	---------	----	-------------	------	----------	-------	-------

Scored bests come from CURRENT season

► SP	15	Peter SIMON	SO	19.09m 62-7½	2/26/16	1.5	0.00	1.50
------	----	-------------	----	--------------	---------	-----	------	------

Team Total 1.50

100



Indiana

Big Ten Conference

▼ 6

Event	Scrd As	Athlete	Yr	Scored Mark	Date	Pl. Pts.	Bonus	TOTAL
-------	---------	---------	----	-------------	------	----------	-------	-------

Scored bests come from CURRENT season

► HEPT	16	Dylan ANDERSON	SR	5,663 OT	2/26/16	1.25	0.00	1.25
--------	----	----------------	----	----------	---------	------	------	------

Team Total 1.25

100



Miami (Fla.)

Atlantic Coast Conference

▼ 3

Event	Scrd As	Athlete	Yr	Scored Mark	Date	Pl. Pts.	Bonus	TOTAL
-------	---------	---------	----	-------------	------	----------	-------	-------

Scored bests come from CURRENT season

► WT	16	Carlos MANGUM	JR	21.32m 69-11½	2/25/16	1.25	0.00	1.25
------	----	---------------	----	---------------	---------	------	------	------

Team Total 1.25

"Scrd As", short for "Scored As", Standing used for place points portion of performance's score combining preseason data (when applied) to current season data

Numbers in BLACK are both the performance's actual NCAA rank AND "scored as" rank Numbers in RED indicate actual NCAA rank does not exist or is worse than "scored as" rank Numbers in BLUE indicate actual NCAA rank is better than "scored as" rank

USTFCCCA Non-Member

Non-Member Schools Will NOT be ranked, beginning Week 2



# USTFCCCA NCAA Division I National Team Computer Rankings

as of 3/2/2016 7:11:26 AM

## 2016 Indoor Track & Field, Week #7

Only those who score >0.01 pts are shown  
D denotes multiple-event rule in affect

### WOMEN

# 1



## Florida

### Southeastern Conference

# ▲ 1

Event	Scrd As	Athlete	Yr	Scored Mark	Date	Pl. Pts.	Bonus	TOTAL
Scored bests come from CURRENT season								
▶ 60m	1	Shayla SANDERS	SR	7.17	1/29/16	20	3.22	23.22
▶ 200m	2	Kyra JEFFERSON	SR	22.72	1/29/16	18	3.73	21.73
▶ 400m	4	Kyra JEFFERSON	SR	52.19	2/12/16	14	1.41	15.41
▶ 400m	5	Robin REYNOLDS	SR	52.27	2/12/16	12	1.22	13.22
▶ 400m	10	Claudia FRANCIS	SR	52.39	2/12/16	6	0.93	6.93
▶ H60m	13	Skyler ROSS-RANSOM	SO	8.18	1/22/16	3	0.40	3.40
▶ 4x400	3	Reynolds, Jefferson, Sharpe, Francis		3:30.51 OT	1/22/16	16	2.12	18.12
▶ LJ	5	Darrielle MCQUEEN	SO	6.51m 21-4½	2/26/16	12	1.46	13.46
▶ TJ	2	Darrielle MCQUEEN	SO	13.61m 44-8	2/26/16	18	3.61	21.61
▶ TJ	3	Yanis DAVID	FR	13.50m 44-3½	2/12/16	16	2.44	18.44

**Team Total 155.54**

# 2



## Oregon

### Mountain Pacific Sports Federation

# ▼ 1

Event	Scrd As	Athlete	Yr	Scored Mark	Date	Pl. Pts.	Bonus	TOTAL
Scored bests come from CURRENT season								
▶ 60m	3	Jasmine TODD	JR	7.20	1/29/16	16	2.42	18.42
▶ 60m	4	Hannah CUNLIFFE	SO	7.21	2/26/16	14	2.16	16.16
▶ 200m	6	Deajah STEVENS	FR	23.14 OT	2/26/16	10	0.88	10.88
▶ 200m	12	Hannah CUNLIFFE	SO	23.24 OT	2/26/16	4	0.51	4.51
▶ 800m	1	Raevyn ROGERS	SO	2:00.90	2/20/16	20	4.67	24.67
▶ 800m	8	Annie LEBLANC	SR	2:03.84 OT	2/12/16	8	1.11	9.11
▶ 800m	9	Brooke FELDMEIER	SO	2:03.99 OT	2/12/16	7	0.93	7.93
▶ 3000m	14	Alli CASH	SO	9:10.55 OT	2/26/16	2	0.33	2.33
▶ 5000m	13	Waverly NEER	SR	15:48.93 OT	2/12/16	3	0.49	3.49
▶ 5000m	15	Molly GRABILL	SR	15:52.94 OT	2/12/16	1.5	0.17	1.67
▶ H60m	3	Sasha WALLACE	JR	7.98cA 7.96	2/12/16	16	3.12	19.12
▶ H60m	7	Alaysha JOHNSON	FR	8.14cA 8.12	2/12/16	9	0.78	9.78
▶ 4x400	8	Johnson, Stevens, Horsley, Rogers		3:32.40cA 3:31.96	2/12/16	6	1.05	7.05
▶ DMR	8	Leblanc, Horsley, Rogers, Cash		11:03.61	1/29/16	6	1.15	7.15
▶ SP	10	Brittany MANN	JR	17.08m 56-½	2/26/16	6	0.00	6.00
▶ SP	16	Itohan AIKHIONBARE	SR	16.82m 55-2½	1/16/16	1.25	0.00	1.25

**Team Total 149.51**

# 3



## Georgia

### Southeastern Conference

# unch

Event	Scrd As	Athlete	Yr	Scored Mark	Date	Pl. Pts.	Bonus	TOTAL
Scored bests come from CURRENT season								
▶ HJ	3	Kendell WILLIAMS	JR	1.87m 6-1½	1/29/16	16	1.87	17.87
▶ HJ	3	Chanice PORTER	SR	1.87m 6-1½	2/5/16	16	1.87	17.87
▶ HJ	7	Tatiana GUSIN	JR	1.86m 6-1½	1/22/16	9	1.08	10.08
▶ HJ	13	Madeline FAGAN	SO	1.83m 6-0	1/15/16	3	0.00	3.00
▶ LJ	2	Chanice PORTER	SR	6.64m 21-9½	2/26/16	18	3.62	21.62
▶ LJ	5	Keturah ORJI	SO	6.51m 21-4½	1/29/16	12	1.46	13.46
▶ LJ	11	Kendell WILLIAMS	JR	6.38m 20-11½	1/29/16	D 5	0.30	2.30
▶ TJ	1	Keturah ORJI	SO	14.08m 46-2½	2/26/16	20	8.61	28.61
▶ PENT	2	Kendell WILLIAMS	JR	4,558	1/29/16	18	4.15	22.15
▶ PENT	10	Xenia RAHN	SR	4,212	1/29/16	6	0.21	6.21

**Team Total 143.16**

# 4



## Arkansas

### Southeastern Conference

# unch

Event	Scrd As	Athlete	Yr	Scored Mark	Date	Pl. Pts.	Bonus	TOTAL
Scored bests come from CURRENT season								
▶ 400m	2	Taylor ELLIS-WATSON	SR	51.84	2/26/16	18	2.26	20.26
▶ H60m	11	Payton STUMBAUGH	SO	8.15	2/26/16	5	0.68	5.68
▶ H60m	13	Taliyah BROOKS	SO	8.18	1/29/16	3	0.40	3.40
▶ 4x400	5	Stumbaugh, Harper, Swinton, Ellis-Watson		3:30.63	2/26/16	12	2.05	14.05
▶ DMR	11	Hiltz, Harper, Haiss, Kamilos		11:05.19 OT	2/20/16	2	0.83	2.83
▶ PV	1	Alexis WEEKS	FR	4.60m 15-1	2/12/16	20	5.54	25.54
▶ PV	6	Victoria WEEKS	FR	4.40m 14-5½	2/19/16	10	0.65	10.65
▶ LJ	14	Taliyah BROOKS	SO	6.35m 20-10	1/29/16	2	0.04	2.04
▶ PENT	3	Taliyah BROOKS	SO	4,457	1/29/16	16	2.54	18.54
▶ PENT	8	Alex GOCHENOUR	SR	4,229	1/29/16	8	0.34	8.34
▶ PENT	11	Leigha BROWN	JR	4,207	2/26/16	5	0.17	5.17
▶ PENT	13	Payton STUMBAUGH	SO	4,170	1/29/16	3	0.00	3.00

**Team Total 119.50**

"Scrd As", short for "Scored As", Standing used for place points portion of performance's score combining preseason data (when applied) to current season data

Numbers in BLACK are both the performance's actual NCAA rank AND "scored as" rank Numbers in RED indicate actual NCAA rank does not exist or is worse than "scored as" rank Numbers in BLUE indicate actual NCAA rank is better than "scored as" rank

USTFCCCA Non-Member

Non-Member Schools Will NOT be ranked, beginning Week 2



## 2016 Indoor Track &amp; Field, Week #7

Only those who score >0.01 pts are shown  
D denotes multiple-event rule in affect

## WOMEN

5



Texas

Big 12 Conference

unch

Event	Scrd As	Athlete	Yr	Scored Mark	Date	Pl. Pts.	Bonus	TOTAL
Scored bests come from CURRENT season								
▶ 60m	5	Teahna DANIELS	FR	7.23	2/12/16	12	1.63	13.63
▶ 60m	7	Morolake AKINOSUN	SR	7.24	2/12/16	9	1.37	10.37
▶ 200m	15	Morolake AKINOSUN	SR	23.33 OT	2/26/16	1.5	0.21	1.71
▶ 400m	1	Courtney OKOLO	SR	51.06 OT	2/26/16	20	4.20	24.20
▶ 400m	8	Chrisann GORDON	JR	52.36 OT	2/26/16	8	1.00	9.00
▶ 4x400	1	Gordon, Akinosun, Jones, Okolo		3:27.94	2/12/16	20	3.62	23.62
▶ PV	5	Kaitlin PETRILLOSE	SR	4.41m 14-5½	2/26/16	12	0.80	12.80
▶ PV	12	Kally LONG	SO	4.30m 14-1½	2/12/16	4	0.00	4.00
Team Total								99.33

6



Kansas State

Big 12 Conference

unch

Event	Scrd As	Athlete	Yr	Scored Mark	Date	Pl. Pts.	Bonus	TOTAL
Scored bests come from CURRENT season								
▶ 200m	8	A'Keyla MITCHELL	SO	23.16 OT	2/26/16	8	0.77	8.77
▶ HJ	1	Akela JONES	SR	1.93m 6-4	2/26/16	20	6.61	26.61
▶ HJ	3	Kimberly WILLIAMSON	JR	1.87m 6-1½	1/15/16	16	1.87	17.87
▶ SP	4	Dani WINTERS	SR	17.63m 57-10½	2/26/16	14	1.42	15.42
▶ PENT	1	Akela JONES	SR	4,664	1/22/16	20	5.83	25.83
Team Total								94.51

7



Notre Dame

Atlantic Coast Conference

▲ 1

Event	Scrd As	Athlete	Yr	Scored Mark	Date	Pl. Pts.	Bonus	TOTAL
Scored bests come from CURRENT season								
▶ 400m	15	Margaret BAMGBOSE	SR	52.52 OT	2/5/16	1.5	0.62	2.12
▶ 3000m	2	Molly SEIDEL	JR	8:57.13 OT	2/5/16	18	3.59	21.59
▶ 3000m	16	Anna ROHRER	FR	9:11.14	2/25/16	1.25	0.25	1.50
▶ 5000m	1	Molly SEIDEL	JR	15:19.64	2/25/16	20	4.63	24.63
▶ 5000m	3	Anna ROHRER	FR	15:32.03	2/25/16	16	2.59	18.59
▶ H60m	7	Kaila BARBER	SR	8.14	2/5/16	9	0.78	9.78
▶ DMR	5	Aragon, Bamgbose, Harris, Seidel		11:00.73 OT	2/20/16	12	1.76	13.76
Team Total								91.98

8



Michigan

Big Ten Conference

▲ 1

Event	Scrd As	Athlete	Yr	Scored Mark	Date	Pl. Pts.	Bonus	TOTAL
Scored bests come from CURRENT season								
▶ Mile	5	Shannon OSIKA	SR	4:34.34 OT	2/5/16	12	1.73	13.73
▶ 3000m	3	Erin FINN	JR	9:01.25 OT	2/5/16	16	2.41	18.41
▶ 5000m	4	Erin FINN	SO	15:37.31 OT	2/26/16	14	1.74	15.74
▶ H60m	1	Cindy OFILI	SR	7.97	2/5/16	20	3.32	23.32
▶ DMR	3	Phelan, Long, Pfeifer, Osika		10:58.25 OT	2/20/16	16	2.29	18.29
Team Total								89.49

9



Tennessee

Southeastern Conference

▼ 2

Event	Scrd As	Athlete	Yr	Scored Mark	Date	Pl. Pts.	Bonus	TOTAL
Scored bests come from CURRENT season								
▶ 60m	5	Felicia BROWN	SR	7.23	2/26/16	12	1.63	13.63
▶ 60m	11	Kali DAVIS-WHITE	JR	7.28	1/15/16	5	0.43	5.43
▶ 200m	1	Felicia BROWN	SR	22.45	2/26/16	20	5.62	25.62
▶ 200m	11	Kali DAVIS-WHITE	JR	23.23	1/22/16	5	0.54	5.54
▶ 400m	14	Felecia MAJORS	JR	52.49	2/26/16	2	0.69	2.69
▶ 5000m	5	Chelsea BLAASE	SR	15:43.81 OT	2/12/16	12	0.89	12.89
▶ 4x400	4	Dyer, Majors, White, Brown		3:30.56	2/26/16	14	2.09	16.09
▶ SP	9	Cassie WERTMAN	SR	17.24m 56-6¾	2/26/16	7	0.38	7.38
Team Total								89.28

10



LSU

Southeastern Conference

unch

Event	Scrd As	Athlete	Yr	Scored Mark	Date	Pl. Pts.	Bonus	TOTAL
Scored bests come from CURRENT season								
▶ 60m	2	Mikiah BRISCO	SO	7.18	2/26/16	18	2.95	20.95
▶ 200m	3	Jada MARTIN	JR	22.92	2/26/16	16	2.36	18.36
▶ 800m	10	Morgan SCHUETZ	JR	2:04.05 OT	2/20/16	6	0.86	6.86
▶ H60m	4	Mikiah BRISCO	SO	8.05	2/26/16	14	1.75	15.75
▶ H60m	6	Daeshon GORDON	SO	8.10	2/19/16	10	1.16	11.16
▶ DMR	12	Parker, Jones, Deworth, Schuetz		11:05.34 OT	2/20/16	1	0.81	1.81
▶ LJ	16	Nataliyah FRIAR	JR	6.32m 20-9	1/29/16	1.25	0.00	1.25
Team Total								76.15

"Scrd As", short for "Scored As", Standing used for place points portion of performance's score combining preseason data (when applied) to current season data

Numbers in BLACK are both the performance's actual NCAA rank AND "scored as" rank Numbers in RED indicate actual NCAA rank does not exist or is worse than "scored as" rank Numbers in BLUE indicate actual NCAA rank is better than "scored as" rank

USTFCCCA Non-Member

Non-Member Schools Will NOT be ranked, beginning Week 2



## 2016 Indoor Track &amp; Field, Week #7

Only those who score >0.01 pts are shown  
D denotes multiple-event rule in affect

## WOMEN

11



Georgetown

BIG EAST Conference

unch

Event	Scrd As	Athlete	Yr	Scored Mark	Date	Pl. Pts.	Bonus	TOTAL
Scored bests come from CURRENT season								
800m	2	Sabrina SOUTHERLAND	JR	2:03.10	2/6/16	18	1.99	19.99
Mile	3	Andrea KEKLAK	SR	4:33.24	2/12/16	16	2.36	18.36
3000m	8	Katrina COOGAN	SR	9:07.44	2/26/16	8	0.77	8.77
DMR	2	Keklak, Martin, Southernland, Coogan		10:54.77	1/29/16	18	3.04	21.04
Team Total								68.16

12



Southern California

Mountain Pacific Sports Federation

▲ 2

Event	Scrd As	Athlete	Yr	Scored Mark	Date	Pl. Pts.	Bonus	TOTAL
Scored bests come from CURRENT season								
200m	5	Deanna HILL	SO	23.09	2/12/16	12	1.21	13.21
400m	12	Jaide STEPTER	SR	52.41cA 52.30	2/5/16	4	0.88	4.88
4x400	2	Ellis, Iuel, Hill, Stepter		3:28.82	2/12/16	18	3.10	21.10
LJ	8	Margaux JONES	FR	6.41m 21-½	2/5/16	8	0.57	8.57
PENT	4	Amalie IUUEL	JR	4,444 OT	2/26/16	14	2.34	16.34
Team Total								64.11

13



Oklahoma State

Big 12 Conference

▼ 1

Event	Scrd As	Athlete	Yr	Scored Mark	Date	Pl. Pts.	Bonus	TOTAL
Scored bests come from CURRENT season								
800m	5	Savannah CAMACHO	JR	2:03.48 OT	2/20/16	12	1.54	13.54
Mile	2	Kaela EDWARDS	SO	4:32.14	1/29/16	18	3.00	21.00
DMR	6	Sughrone, Nichols, Camacho, Edwards		11:01.15	1/29/16	10	1.67	11.67
SP	4	Chase EALEY	SR	17.63m 57-10½	2/12/16	14	1.42	15.42
Team Total								61.62

14



Wisconsin

Big Ten Conference

▲ 1

Event	Scrd As	Athlete	Yr	Scored Mark	Date	Pl. Pts.	Bonus	TOTAL
Scored bests come from CURRENT season								
SP	3	Kelsey CARD	SR	17.85m 58-6½	1/22/16	16	2.46	18.46
WT	1	Kelsey CARD	SR	22.14m 72-7½	2/26/16	20	5.37	25.37
PENT	5	Georgia ELLENWOOD	JR	4,392 OT	2/26/16	12	1.67	13.67
Team Total								57.50

15



Duke

Atlantic Coast Conference

▲ 1

Event	Scrd As	Athlete	Yr	Scored Mark	Date	Pl. Pts.	Bonus	TOTAL
Scored bests come from CURRENT season								
800m	4	Anima BANKS	SR	2:03.41	2/12/16	14	1.62	15.62
DMR	10	Hallowes, Price, Kopp, Banks		11:04.27cf 11:11.38	2/20/16	4	1.01	5.01
PV	1	Megan CLARK	SR	4.60m 15-1	2/5/16	20	5.54	25.54
PENT	7	Karli JOHONNOT	SR	4,304	1/21/16	9	0.95	9.95
Team Total								56.12

16



Purdue

Big Ten Conference

▲ 1

Event	Scrd As	Athlete	Yr	Scored Mark	Date	Pl. Pts.	Bonus	TOTAL
Scored bests come from CURRENT season								
400m	13	Brionna THOMAS	SO	52.48 OT	2/26/16	3	0.72	3.72
Mile	11	Katie HOEVET	SR	4:36.53 OT	2/5/16	5	0.63	5.63
H60m	1	Devynne CHARLTON	JR	7.97	2/26/16	20	3.32	23.32
4x400	7	Jones, Cox, Black, Thomas		3:32.07 OT	2/26/16	8	1.23	9.23
LJ	8	Savannah CARSON	JR	6.41m 21-½	2/5/16	8	0.57	8.57
Team Total								50.47

"Scrd As", short for "Scored As", Standing used for place points portion of performance's score combining preseason data (when applied) to current season data

Numbers in BLACK are both the performance's actual NCAA rank AND "scored as" rank Numbers in RED indicate actual NCAA rank does not exist or is worse than "scored as" rank Numbers in BLUE indicate actual NCAA rank is better than "scored as" rank

USTFCCCA Non-Member

Non-Member Schools Will NOT be ranked, beginning Week 2



## 2016 Indoor Track &amp; Field, Week #7

Only those who score >0.01 pts are shown  
D denotes multiple-event rule in affect

## WOMEN

17



Texas A&amp;M

Southeastern Conference

▲ 3

Event	Scrd As	Athlete	Yr	Scored Mark	Date	Pl. Pts.	Bonus	TOTAL
Scored bests come from CURRENT season								
▶ 60m	9	Jennifer MADU	SR	7.26	2/26/16	7	0.85	7.85
▶ 200m	9	Diamond SPAULDING	FR	23.19	2/26/16	7	0.67	7.67
▶ 200m	13	Aaliyah BROWN	JR	23.30	2/5/16	3	0.31	3.31
▶ 400m	3	Shamier LITTLE	JR	52.15	2/26/16	16	1.51	17.51
▶ PENT	6	Annie KUNZ	SR	4,363	2/5/16	10	1.44	11.44
Team Total								47.78

18



Kentucky

Southeastern Conference

unch

Event	Scrd As	Athlete	Yr	Scored Mark	Date	Pl. Pts.	Bonus	TOTAL
Scored bests come from CURRENT season								
▶ 60m	9	Javianne OLIVER	JR	7.26	2/26/16	7	0.85	7.85
▶ 4x400	6	Mitchell, Seymour, Carter, Graham		3:31.50	2/26/16	10	1.56	11.56
▶ LJ	3	Sha'Keela SAUNDERS	JR	6.59m	21-7%	16	2.74	18.74
▶ TJ	12	Sha'Keela SAUNDERS	JR	13.20m	43-3%	4	0.12	4.12
▶ WT	11	Beckie FAMUREWA	SR	21.19m	69-6%	5	0.00	5.00
Team Total								47.27

19



Boise State

Mountain West Conference

unch

Event	Scrd As	Athlete	Yr	Scored Mark	Date	Pl. Pts.	Bonus	TOTAL
Scored bests come from CURRENT season								
▶ 3000m	1	Allie OSTRANDER	FR	8:54.27 OT	2/12/16	20	4.42	24.42
▶ 5000m	2	Allie OSTRANDER	FR	15:21.85 OT	1/29/16	18	4.27	22.27
Team Total								46.69

20



NC State

Atlantic Coast Conference

▼ 7

Event	Scrd As	Athlete	Yr	Scored Mark	Date	Pl. Pts.	Bonus	TOTAL
Scored bests come from CURRENT season								
▶ Mile	12	Megan MOYE	JR	4:37.04 OT	2/12/16	4	0.49	4.49
▶ 3000m	6	Erika KEMP	SO	9:06.07 OT	2/12/16	10	1.05	11.05
▶ 5000m	6	Erika KEMP	SO	15:45.46	12/5/15	10	0.76	10.76
▶ WT	3	Nicole CHAVIS	SR	21.91m	71-10%	16	3.45	19.45
Team Total								45.75

21



Miami (Fla.)

Atlantic Coast Conference

unch

Event	Scrd As	Athlete	Yr	Scored Mark	Date	Pl. Pts.	Bonus	TOTAL
Scored bests come from CURRENT season								
▶ 200m	10	Shakima WIMBLEY	JR	23.20	2/12/16	6	0.64	6.64
▶ H60m	13	Ebony MORRISON	JR	8.18	2/12/16	3	0.40	3.40
▶ HJ	13	Dakota DAILEY-HARRIS	SR	1.83m	6-0	3	0.00	3.00
▶ PV	4	Alysha NEWMAN	JR	4.50m	14-9	14	2.63	16.63
▶ WT	9	Tiffany OKIEME	SR	21.42m	70-3%	7	0.48	7.48
▶ WT	10	Precious OGUNLEYE	SR	21.27m	69-9%	6	0.00	6.00
Team Total								43.15

22



Baylor

Big 12 Conference

▲ 1

Event	Scrd As	Athlete	Yr	Scored Mark	Date	Pl. Pts.	Bonus	TOTAL
Scored bests come from CURRENT season								
▶ 60m	14	Taylor BENNETT	FR	7.30	2/26/16	2	0.17	2.17
▶ 200m	4	Taylor BENNETT	FR	23.08 OT	2/26/16	14	1.28	15.28
▶ 800m	15	Olicia WILLIAMS	SR	2:04.50 OT	2/26/16	1.5	0.34	1.84
▶ 4x400	12	Bennett, Hawn, Horton, Williams		3:33.47 OT	2/26/16	1	0.60	1.60
▶ PV	6	Annie RHODES	JR	4.40m	14-5%	10	0.65	10.65
▶ SP	6	Cion HICKS	JR	17.39m	57-%	10	0.78	10.78
Team Total								42.32

"Scrd As", short for "Scored As", Standing used for place points portion of performance's score combining preseason data (when applied) to current season data

Numbers in BLACK are both the performance's actual NCAA rank AND "scored as" rank Numbers in RED indicate actual NCAA rank does not exist or is worse than "scored as" rank Numbers in BLUE indicate actual NCAA rank is better than "scored as" rank

USTFCCCA Non-Member

Non-Member Schools Will NOT be ranked, beginning Week 2



## 2016 Indoor Track &amp; Field, Week #7

Only those who score >0.01 pts are shown  
D denotes multiple-event rule in affect

## WOMEN

23



Iowa State

Big 12 Conference

▲ 1

Event	Scrd As	Athlete	Yr	Scored Mark	Date	Pl. Pts.	Bonus	TOTAL
Scored bests come from CURRENT season								
► LJ	4	Kate HALL	FR	6.54m	21-5%	1/29/16	14	1.86 15.86
► LJ	13	Jhoanny LUQUE	SO	6.37m	20-10%	2/26/16	3	0.21 3.21
► SP	2	Christina HILLMAN	SR	17.93m	58-10	2/26/16	18	2.88 20.88
Team Total								39.96

24



Akron

Mid-American Conference

▼ 2

Event	Scrd As	Athlete	Yr	Scored Mark		Date	Pl. Pts.	Bonus	TOTAL
Scored bests come from CURRENT season									
► HJ	2	Claudia GARCIA JOU	SR	1.88m	6-2	1/29/16	18	2.66	20.66
► SP	7	Alexis COOKS	SR	17.29m	56-8%	2/19/16	9	0.51	9.51
► WT	14	Alexis COOKS	SR	21.03m	69-0	1/22/16	2	0.00	2.00
► PENT	9	Jaclyn SIEFRING	SO	4,215 OT		2/26/16	7	0.23	7.23
Team Total									39.40

25



Stanford

Mountain Pacific Sports Federation

unch

Event	Scrd As	Athlete	Yr	Scored Mark	Date	Pl. Pts.	Bonus	TOTAL
Scored bests come from CURRENT season								
► 800m	11	Olivia BAKER	SO	2:04.10	1/29/16	5	0.80	5.80
► 800m	13	Claudia SAUNDERS	SR	2:04.43	1/29/16	3	0.42	3.42
► 3000m	13	Vanessa FRASER	SO	9:09.89 OT	2/26/16	3	0.43	3.43
► 3000m	15	Aisling CUFFE	SR	9:10.59 OT	2/26/16	1.5	0.33	1.83
► DMR	1	Saunders, Williams, Baker, Mehra		10:54.58	1/29/16	20	3.08	23.08
Team Total								37.55

26



New Mexico

Mountain West Conference

▲ 2

Event	Scrd As	Athlete	Yr	Scored Mark	Date	Pl. Pts.	Bonus	TOTAL
Scored bests come from CURRENT season								
► Mile	10	Sophie CONNOR	SR	4:36.37cA	4:42.53	2/12/16	6	0.68 6.68
► 3000m	4	Calli THACKERY	JR	9:03.59 OT		2/12/16	14	1.75 15.75
► DMR	7	Connor, VanGrinsven, Hosker-Thornhil, Thackery		11:01.86cf	11:08.95	2/20/16	8	1.52 9.52
► TJ	13	Jannell HADNOT	JR	13.17m	43-2½	2/12/16	3	0.00 3.00
Team Total								34.94

27



Mississippi

Southeastern Conference

▲ 4

Event	Scrd As	Athlete	Yr	Scored Mark	Date	Pl. Pts.	Bonus	TOTAL
Scored bests come from CURRENT season								
► PV	14	Lindsey MURRAY	SO	4.29m	14-¾	1/29/16	2	0.00 2.00
► SP	1	Raven SAUNDERS	SO	19.23m	63-1¾	2/12/16	20	9.69 29.69
Team Total								31.69

28



Clemson

Atlantic Coast Conference

▼ 2

Event	Scrd As	Athlete	Yr	Scored Mark		Date	Pl. Pts.	Bonus	TOTAL
Scored bests come from CURRENT season									
► 60m	7	Myasia JACOBS	SR	7.24		2/25/16	9	1.37	10.37
► 200m	16	Sabria HADLEY	JR	23.35		2/12/16	1.25	0.14	1.39
► Mile	14	Grace BARNETT	SO	4:37.32		2/5/16	2	0.41	2.41
► DMR	4	Ciluffo, James, Farrow, Barnett		11:00.44cf	11:07.51	2/20/16	14	1.82	15.82
► TJ	16	Anasterasia TERRELL	JR	13.11m	43-¾	2/12/16	1.25	0.00	1.25
Team Total									31.25

"Scrd As", short for "Scored As", Standing used for place points portion of performance's score combining preseason data (when applied) to current season data

Numbers in BLACK are both the performance's actual NCAA rank AND "scored as" rank Numbers in RED indicate actual NCAA rank does not exist or is worse than "scored as" rank Numbers in BLUE indicate actual NCAA rank is better than "scored as" rank

USTFCCCA Non-Member

Non-Member Schools Will NOT be ranked, beginning Week 2



## 2016 Indoor Track &amp; Field, Week #7

Only those who score >0.01 pts are shown  
D denotes multiple-event rule in affect

## WOMEN

29



Villanova

BIG EAST Conference

▲ 8

Event	Scrd As	Athlete	Yr	Scored Mark	Date	Pl. Pts.	Bonus	TOTAL
Scored bests come from CURRENT season								
800m	6	Siofra CLEIRIGH BUTTNER	SO	2:03.74	2/6/16	10	1.23	11.23
Mile	8	Angel PICCIRILLO	SR	4:36.00	2/6/16	8	0.78	8.78
3000m	7	Angel PICCIRILLO	SR	9:06.39	1/29/16	9	0.96	9.96
Team Total								29.97

30



North Dakota State

The Summit League

▲ 10

Event	Scrd As	Athlete	Yr	Scored Mark		Date	Pl. Pts.	Bonus	TOTAL
Scored bests come from CURRENT season									
▶ Mile	4	Erin TESCHUK	SR	4:34.00cf	4:36.71	1/22/16	14	1.92	15.92
▶ 3000m	5	Erin TESCHUK	SR	9:04.13cf	9:08.79	2/26/16	12	1.59	13.59
Team Total									29.52

31



Auburn

Southeastern Conference

▼ 2

Event	Scrd As	Athlete	Yr	Scored Mark		Date	Pl. Pts.	Bonus	TOTAL
Scored bests come from CURRENT season									
▶ 60m	16	Jonielle SMITH	SO	7.31		1/22/16	1.25	0.04	1.29
▶ H60m	7	Samantha SCARLETT	SR	8.14		2/12/16	9	0.78	9.78
▶ PV	6	Jessie JOHNSON	SR	4.40m	14-5%	2/26/16	10	0.65	10.65
▶ TJ	10	Marshay RYAN	JR	13.22m	43-4%	2/12/16	6	0.23	6.23
▶ PENT	16	Michelle ATHERLEY	FR	4,148		2/26/16	1.25	0.00	1.25
Team Total									29.20

32



Cincinnati

American Athletic Conference

unch

Event	Scrd As	Athlete	Yr	Scored Mark		Date	Pl. Pts.	Bonus	TOTAL
Scored bests come from CURRENT season									
▶ HJ	7	Loretta BLAUT	SO	1.86m	6-1½	1/15/16	9	1.08	10.08
▶ HJ	10	Erika HURD	SR	1.84m	6-½	2/28/16	6	0.00	6.00
▶ WT	7	Annette ECHIKUNWOKE	SO	21.57m	70-9%	2/12/16	9	1.12	10.12
Team Total									26.20

33




Washington

Mountain Pacific Sports Federation

▼ 6

Event	Scrd As	Athlete	Yr	Scored Mark	Date	Pl. Pts.	Bonus	TOTAL	
Scored bests come from CURRENT season									
▶ Mile	13	Eleanor FULTON	SR	4:37.26 OT	2/20/16	3	0.43	3.43	
▶ DMR	9	Fulton, Armstead, Mires, Meyers		11:04.14 OT	1/29/16	5	1.04	6.04	
▶ PV	6	Diamara PLANELL CRUZ	SR	4.40m	14-5%	2/12/16	10	0.65	10.65
▶ PV	10	Elizabeth QUICK	JR	4.35m	14-3%	2/12/16	6	0.00	6.00
Team Total								26.11	

34



South Carolina

Southeastern Conference

▼ 4

Event	Scrd As	Athlete	Yr	Scored Mark	Date	Pl. Pts.	Bonus	TOTAL	
Scored bests come from CURRENT season									
▶ 400m	6	Briana HAITH	JR	52.34	2/26/16	10	1.05	11.05	
▶ TJ	4	Natasha DICKS	JR	13.35m	43-9%	2/26/16	14	0.93	14.93
Team Total								25.98	

35



Alabama

Southeastern Conference

▼ 2

Event	Scrd As	Athlete	Yr	Scored Mark	Date	Pl. Pts.	Bonus	TOTAL	
Scored bests come from CURRENT season									
► LJ	1	Quanesha BURKS	JR	6.75m	22-1%	2/26/16	20	5.55	25.55
Team Total								25.55	

36



New Hampshire

America East Conference

▼ 1

Event	Scrd As	Athlete	Yr	Scored Mark	Date	Pl. Pts.	Bonus	TOTAL
Scored bests come from CURRENT season								
Mile	1	Elinor PURRIER	SO	4:29.71	2/12/16	20	4.43	24.43
Team Total								24.43

"Scrd As", short for "Scored As", Standing used for place points portion of performance's score combining preseason data (when applied) to current season data

Numbers in BLACK are both the performance's actual NCAA rank AND "scored as" rank Numbers in RED indicate actual NCAA rank does not exist or is worse than "scored as" rank Numbers in BLUE indicate actual NCAA rank is better than "scored as" rank

USTFCCCA Non-Member

Non-Member Schools Will NOT be ranked, beginning Week 2



## 2016 Indoor Track &amp; Field, Week #7

Only those who score >0.01 pts are shown  
D denotes multiple-event rule in affect

## WOMEN

37



Florida State

Atlantic Coast Conference

▲ 2

Event	Scrd As	Athlete	Yr	Scored Mark	Date	Pl. Pts.	Bonus	TOTAL
Scored bests come from CURRENT season								
800m	14	Chelsea JARVIS	SO	2:04.45	2/12/16	2	0.39	2.39
H60m	5	Mulern JEAN	SR	8.08	2/25/16	12	1.36	13.36
LJ	11	Der'Renae FREEMAN	SR	6.38m	1/29/16	5	0.30	5.30
LJ	15	Jogaile PETROKAITE	SO	6.34m	2/12/16	1.5	0.00	1.50
WT	15	Sasha LEBERT	JR	20.96m	2/25/16	1.5	0.00	1.50
Team Total								24.05

38



Winthrop

Big South Conference

unch

Event	Scrd As	Athlete	Yr	Scored Mark	Date	Pl. Pts.	Bonus	TOTAL
Scored bests come from CURRENT season								
WT	2	Marthaline COOPER	JR	21.93m	2/19/16	18	3.62	21.62
Team Total								21.62

39



Nebraska

Big Ten Conference

▼ 3

Event	Scrd As	Athlete	Yr	Scored Mark	Date	Pl. Pts.	Bonus	TOTAL
Scored bests come from CURRENT season								
HJ	3	Reka CZUTH	SO	1.87m	2/5/16	16	1.87	17.87
TJ	13	Tierra WILLIAMS	JR	13.17m	2/26/16	3	0.00	3.00
Team Total								20.87

40



Penn State

Big Ten Conference

▼ 6

Event	Scrd As	Athlete	Yr	Scored Mark	Date	Pl. Pts.	Bonus	TOTAL
Scored bests come from CURRENT season								
5000m	9	Tessa BARRETT	FR	15:46.08 OT	2/12/16	7	0.71	7.71
5000m	14	Tori GERLACH	SR	15:50.49 OT	2/26/16	2	0.36	2.36
TJ	15	Dannielle GIBSON	JR	13.14m	1/16/16	1.5	0.00	1.50
SP	8	Rachel FATHERLY	SR	17.27m	2/5/16	8	0.46	8.46
Team Total								20.03

41



South Dakota

The Summit League

unch

Event	Scrd As	Athlete	Yr	Scored Mark	Date	Pl. Pts.	Bonus	TOTAL
Scored bests come from CURRENT season								
► PV	3	Emily GROVE	SR	4.51m	14-9%	2/12/16	16	2.92 18.92
Team Total								18.92

42



Louisville

Atlantic Coast Conference

unch

Event	Scrd As	Athlete	Yr	Scored Mark		Date	Pl. Pts.	Bonus	TOTAL
Scored bests come from CURRENT season									
▶ PV	12	Chanel KRAUSE	JR	4.30m	14-1%	2/12/16	4	0.00	4.00
▶ SP	13	Emmonnie HENDERSON	SO	16.92m	55-6%	2/25/16	3	0.00	3.00
▶ WT	6	Dolly NYEMAH	JR	21.64m	71-0	2/25/16	10	1.41	11.41
Team Total								18.41	

43



UC Riverside

Big West Conference

unch

Event	Scrd As	Athlete	Yr	Scored Mark		Date	Pl. Pts.	Bonus	TOTAL
Scored bests come from CURRENT season									
▶ SP	14	Breana JEMISON	JR	16.85m	55-3%	1/29/16	2	0.00	2.00
▶ WT	4	Vesta BELL	SR	21.76m	71-4%	2/12/16	14	2.20	16.20
Team Total									18.20

44



Princeton

Ivy League

unch

Event	Scrd As	Athlete	Yr	Scored Mark		Date	Pl. Pts.	Bonus	TOTAL
Scored bests come from CURRENT season									
800m	3	Cecilia BAROWSKI	SR	2:03.24cf	2:04.66	2/21/16	16	1.82	17.82
Team Total									17.82

"Scrd As", short for "Scored As", Standing used for place points portion of performance's score combining preseason data (when applied) to current season data

Numbers in BLACK are both the performance's actual NCAA rank AND "scored as" rank Numbers in RED indicate actual NCAA rank does not exist or is worse than "scored as" rank Numbers in BLUE indicate actual NCAA rank is better than "scored as" rank

USTFCCCA Non-Member

Non-Member Schools Will NOT be ranked, beginning Week 2



## 2016 Indoor Track &amp; Field, Week #7

Only those who score >0.01 pts are shown  
D denotes multiple-event rule in affect

## WOMEN

45



Tulane

American Athletic Conference

unch

Event	Scrd As	Athlete	Yr	Scored Mark	Date	Pl. Pts.	Bonus	TOTAL
Scored bests come from CURRENT season								
400m	6	Lilla MCMILLAN	SR	52.34	2/28/16	10	1.05	11.05
400m	11	Jasmine BLOCKER	SR	52.40	2/28/16	5	0.91	5.91
Team Total								16.96

46



Sam Houston State

Southland Conference

▲ 1

Event	Scrd As	Athlete	Yr	Scored Mark	Date	Pl. Pts.	Bonus	TOTAL
Scored bests come from CURRENT season								
H60m	13	Danielle DEMAS	SR	8.18cA 8.16	1/22/16	3	0.40	3.40
WT	5	Ashley JENKINS	SR	21.65m 71-½	1/22/16	12	1.45	13.45
Team Total								16.85

47



Georgia Tech

Atlantic Coast Conference

▲ 2

Event	Scrd As	Athlete	Yr	Scored Mark	Date	Pl. Pts.	Bonus	TOTAL
Scored bests come from CURRENT season								
LJ	10	Bria MATTHEWS	FR	6.40m 21-0	1/29/16	6	0.48	6.48
TJ	7	Bria MATTHEWS	FR	13.33m 43-9	1/22/16	9	0.82	9.82
Team Total								16.30

48



Oklahoma

Big 12 Conference

▲ 3

Event	Scrd As	Athlete	Yr	Scored Mark	Date	Pl. Pts.	Bonus	TOTAL
Scored bests come from CURRENT season								
200m	6	Daye Shon ROBERSON	JR	23.14	1/29/16	10	0.88	10.88
PV	16	Mackenzie SHELL	FR	4.28m 14-½	1/16/16	1.25	0.00	1.25
SP	12	Jessica WOODARD	SO	16.94m 55-7	2/26/16	4	0.00	4.00
Team Total								16.13

49



Virginia Tech

Atlantic Coast Conference

▲ 3

Event	Scrd As	Athlete	Yr	Scored Mark	Date	Pl. Pts.	Bonus	TOTAL
Scored bests come from CURRENT season								
800m	12	Hanna GREEN	JR	2:04.15	2/5/16	4	0.75	4.75
Mile	6	Shannon MORTON	SR	4:35.74	2/28/16	10	0.93	10.93
Team Total								15.68

50



Vanderbilt

Southeastern Conference

unch

Event	Scrd As	Athlete	Yr	Scored Mark	Date	Pl. Pts.	Bonus	TOTAL
Scored bests come from CURRENT season								
TJ	4	Simone CHARLEY	JR	13.35m 43-9½	2/12/16	14	0.93	14.93
Team Total								14.93

51



California

Mountain Pacific Sports Federation

▲ 3

Event	Scrd As	Athlete	Yr	Scored Mark	Date	Pl. Pts.	Bonus	TOTAL
Scored bests come from CURRENT season								
3000m	10	Bethan KNIGHTS	SO	9:08.77 OT	2/26/16	6	0.58	6.58
TJ	9	Isabella MARTEN	SO	13.26m 43-6	2/12/16	7	0.44	7.44
Team Total								14.03

52



Colorado

Mountain Pacific Sports Federation

▲ 7

Event	Scrd As	Athlete	Yr	Scored Mark	Date	Pl. Pts.	Bonus	TOTAL
Scored bests come from CURRENT season								
3000m	9	Erin CLARK	SO	9:08.29 OT	2/26/16	7	0.65	7.65
3000m	12	Kaitlyn BENNER	SO	9:09.75 OT	2/26/16	4	0.44	4.44
Team Total								12.09

"Scrd As", short for "Scored As", Standing used for place points portion of performance's score combining preseason data (when applied) to current season data

Numbers in BLACK are both the performance's actual NCAA rank AND "scored as" rank Numbers in RED indicate actual NCAA rank does not exist or is worse than "scored as" rank Numbers in BLUE indicate actual NCAA rank is better than "scored as" rank

USTFCCCA Non-Member

Non-Member Schools Will NOT be ranked, beginning Week 2



## 2016 Indoor Track &amp; Field, Week #7

Only those who score >0.01 pts are shown  
D denotes multiple-event rule in affect

## WOMEN

53



Iowa

Big Ten Conference

▲ 2

Event	Scrd As	Athlete	Yr	Scored Mark	Date	Pl. Pts.	Bonus	TOTAL
-------	---------	---------	----	-------------	------	----------	-------	-------

Scored bests come from CURRENT season

▶ 400m	8	Elaxis GUSTER	JR	52.36 OT	2/26/16	8	1.00	9.00
▶ 4x400	11	Holder, Guillory, Hernandez, Guster		3:32.93 OT	2/26/16	2	0.80	2.80

Team Total 11.81

54



Harvard

Ivy League

▼ 1

Event	Scrd As	Athlete	Yr	Scored Mark	Date	Pl. Pts.	Bonus	TOTAL
-------	---------	---------	----	-------------	------	----------	-------	-------

Scored bests come from CURRENT season

▶ 5000m	10	Courtney SMITH	SO	15:46.44 OT	2/12/16	6	0.68	6.68
▶ SP	11	Nikki OKWELOGU	JR	17.01m	55-9% 2/27/16	5	0.00	5.00

Team Total 11.68

55



Hampton

Mid-Eastern Athletic Conference

▲ 7

Event	Scrd As	Athlete	Yr	Scored Mark	Date	Pl. Pts.	Bonus	TOTAL
-------	---------	---------	----	-------------	------	----------	-------	-------

Scored bests come from CURRENT season

▶ 800m	7	Ce'aira BROWN	SR	2:03.77cf 2:05.19	2/11/16	9	1.19	10.19
--------	---	---------------	----	-------------------	---------	---	------	-------

Team Total 10.19

56



Morgan State

Mid-Eastern Athletic Conference

▲ 2

Event	Scrd As	Athlete	Yr	Scored Mark	Date	Pl. Pts.	Bonus	TOTAL
-------	---------	---------	----	-------------	------	----------	-------	-------

Scored bests come from CURRENT season

▶ HJ	7	Jailah MASON	SO	1.86m 6-1¼	2/11/16	9	1.08	10.08
------	---	--------------	----	------------	---------	---	------	-------

Team Total 10.08

57



Weber State

Big Sky Conference

▲ 3

Event	Scrd As	Athlete	Yr	Scored Mark	Date	Pl. Pts.	Bonus	TOTAL
-------	---------	---------	----	-------------	------	----------	-------	-------

Scored bests come from CURRENT season

▶ Mile	7	Jamie STOKES	SR	4:35.83 OT	2/12/16	9	0.88	9.88
--------	---	--------------	----	------------	---------	---	------	------

Team Total 9.88

58



TCU

Big 12 Conference

▲ 6

Event	Scrd As	Athlete	Yr	Scored Mark	Date	Pl. Pts.	Bonus	TOTAL
-------	---------	---------	----	-------------	------	----------	-------	-------

Scored bests come from CURRENT season

▶ H60m	7	Brianna MCGHEE	SR	8.14	2/26/16	9	0.78	9.78
--------	---	----------------	----	------	---------	---	------	------

Team Total 9.78

59



Boston College

Atlantic Coast Conference

▼ 11

Event	Scrd As	Athlete	Yr	Scored Mark	Date	Pl. Pts.	Bonus	TOTAL
-------	---------	---------	----	-------------	------	----------	-------	-------

Scored bests come from CURRENT season

▶ 5000m	7	Liv WESTPHAL	SR	15:45.48	12/5/15	9	0.76	9.76
---------	---	--------------	----	----------	---------	---	------	------

Team Total 9.76

60



Kansas

Big 12 Conference

▼ 3

Event	Scrd As	Athlete	Yr	Scored Mark	Date	Pl. Pts.	Bonus	TOTAL
-------	---------	---------	----	-------------	------	----------	-------	-------

Scored bests come from CURRENT season

▶ WT	8	Daina LEVY	SR	21.52m 70-7¼	2/26/16	8	0.90	8.90
------	---	------------	----	--------------	---------	---	------	------

Team Total 8.90

61



Providence

BIG EAST Conference

▲ 2

Event	Scrd As	Athlete	Yr	Scored Mark	Date	Pl. Pts.	Bonus	TOTAL
-------	---------	---------	----	-------------	------	----------	-------	-------

Scored bests come from CURRENT season

▶ 5000m	8	Sarah COLLINS	JR	15:45.58	12/5/15	8	0.75	8.75
---------	---	---------------	----	----------	---------	---	------	------

Team Total 8.75

62



Texas Tech

Big 12 Conference

▼ 6

Event	Scrd As	Athlete	Yr	Scored Mark	Date	Pl. Pts.	Bonus	TOTAL
-------	---------	---------	----	-------------	------	----------	-------	-------

Scored bests come from CURRENT season

▶ TJ	8	Viershanie LATHAM	JR	13.31m 43-8	2/12/16	8	0.71	8.71
------	---	-------------------	----	-------------	---------	---	------	------

Team Total 8.71

"Scrd As", short for "Scored As", Standing used for place points portion of performance's score combining preseason data (when applied) to current season data

Numbers in BLACK are both the performance's actual NCAA rank AND "scored as" rank Numbers in RED indicate actual NCAA rank does not exist or is worse than "scored as" rank Numbers in BLUE indicate actual NCAA rank is better than "scored as" rank

USTFCCCA Non-Member

Non-Member Schools Will NOT be ranked, beginning Week 2



## 2016 Indoor Track &amp; Field, Week #7

Only those who score >0.01 pts are shown  
D denotes multiple-event rule in affect

## WOMEN

63



Virginia

Atlantic Coast Conference

▲ 3

Event	Scrd As	Athlete	Yr	Scored Mark	Date	Pl. Pts.	Bonus	TOTAL
-------	---------	---------	----	-------------	------	----------	-------	-------

Scored bests come from CURRENT season

▶ Mile	9	Iona LAKE	SR	4:36.11	2/25/16	7	0.75	7.75
--------	---	-----------	----	---------	---------	---	------	------

Team Total 7.75

64



Illinois

Big Ten Conference

▲ 4

Event	Scrd As	Athlete	Yr	Scored Mark	Date	Pl. Pts.	Bonus	TOTAL
-------	---------	---------	----	-------------	------	----------	-------	-------

Scored bests come from CURRENT season

▶ H60m	12	Pedrya SEYMOUR	SO	8.16	2/26/16	4	0.59	4.59
--------	----	----------------	----	------	---------	---	------	------

▶ HJ	13	Kandie BLOCH-JONES	JR	1.83m	6-0	1/22/16	3	0.00	3.00
------	----	--------------------	----	-------	-----	---------	---	------	------

Team Total 7.59

65



Indiana

Big Ten Conference

▼ 4

Event	Scrd As	Athlete	Yr	Scored Mark	Date	Pl. Pts.	Bonus	TOTAL
-------	---------	---------	----	-------------	------	----------	-------	-------

Scored bests come from CURRENT season

▶ PV	10	Sydney CLUTE	SR	4.35m	14-3½	2/26/16	6	0.00	6.00
------	----	--------------	----	-------	-------	---------	---	------	------

▶ WT	15	Nakel MCCLINTON	JR	20.96m	68-9½	2/12/16	1.5	0.00	1.50
------	----	-----------------	----	--------	-------	---------	-----	------	------

Team Total 7.50

66



UTEP

Conference USA

▲ 3

Event	Scrd As	Athlete	Yr	Scored Mark	Date	Pl. Pts.	Bonus	TOTAL
-------	---------	---------	----	-------------	------	----------	-------	-------

Scored bests come from CURRENT season

▶ TJ	10	Nickevea WILSON	SR	13.22m	43-4½	2/12/16	6	0.23	6.23
------	----	-----------------	----	--------	-------	---------	---	------	------

Team Total 6.23

67



Dartmouth

Ivy League

unch

Event	Scrd As	Athlete	Yr	Scored Mark	Date	Pl. Pts.	Bonus	TOTAL
-------	---------	---------	----	-------------	------	----------	-------	-------

Scored bests come from CURRENT season

▶ HJ	10	Kaitlin WHITEHORN	SR	1.84m	6-½	2/27/16	6	0.00	6.00
------	----	-------------------	----	-------	-----	---------	---	------	------

Team Total 6.00

67



North Carolina

Atlantic Coast Conference

▼ 2

Event	Scrd As	Athlete	Yr	Scored Mark	Date	Pl. Pts.	Bonus	TOTAL
-------	---------	---------	----	-------------	------	----------	-------	-------

Scored bests come from CURRENT season

▶ HJ	10	Nicole GREENE	FR	1.84m	6-½	2/5/16	6	0.00	6.00
------	----	---------------	----	-------	-----	--------	---	------	------

Team Total 6.00

69



Arizona

Mountain Pacific Sports Federation

▲ 1

Event	Scrd As	Athlete	Yr	Scored Mark	Date	Pl. Pts.	Bonus	TOTAL
-------	---------	---------	----	-------------	------	----------	-------	-------

Scored bests come from CURRENT season

▶ 4x400	9	Waggoner, Hailey, Trevisan, Watson		3:32.54 OT	2/26/16	5	0.97	5.97
---------	---	---------------------------------------	--	------------	---------	---	------	------

Team Total 5.97

70



Maryland

Big Ten Conference

▲ 1

Event	Scrd As	Athlete	Yr	Scored Mark	Date	Pl. Pts.	Bonus	TOTAL
-------	---------	---------	----	-------------	------	----------	-------	-------

Scored bests come from CURRENT season

▶ 400m	16	Micha POWELL	JR	52.56 OT	2/26/16	1.25	0.53	1.78
--------	----	--------------	----	----------	---------	------	------	------

▶ WT	12	Chioma ONYEKWERE	SR	21.17m	69-5½	2/26/16	4	0.00	4.00
------	----	------------------	----	--------	-------	---------	---	------	------

Team Total 5.78

71



Liberty

Big South Conference

▲ 3

Event	Scrd As	Athlete	Yr	Scored Mark	Date	Pl. Pts.	Bonus	TOTAL
-------	---------	---------	----	-------------	------	----------	-------	-------

Scored bests come from CURRENT season

▶ 5000m	11	Ednah KURGAT	SO	15:47.89 OT	2/12/16	5	0.57	5.57
---------	----	--------------	----	-------------	---------	---	------	------

Team Total 5.57

72



William and Mary

Colonial Athletic Association

▲ 4

Event	Scrd As	Athlete	Yr	Scored Mark	Date	Pl. Pts.	Bonus	TOTAL
-------	---------	---------	----	-------------	------	----------	-------	-------

Scored bests come from CURRENT season

▶ 3000m	11	Regan ROME	SO	9:09.74	2/28/16	5	0.45	5.45
---------	----	------------	----	---------	---------	---	------	------

Team Total 5.45

"Scrd As", short for "Scored As", Standing used for place points portion of performance's score combining preseason data (when applied) to current season data

Numbers in BLACK are both the performance's actual NCAA rank AND "scored as" rank Numbers in RED indicate actual NCAA rank does not exist or is worse than "scored as" rank Numbers in BLUE indicate actual NCAA rank is better than "scored as" rank

USTFCCCA Non-Member

Non-Member Schools Will NOT be ranked, beginning Week 2



## 2016 Indoor Track &amp; Field, Week #7

Only those who score >0.01 pts are shown  
D denotes multiple-event rule in affect

## WOMEN

73



Arkansas State

Sun Belt Conference

unch

Event	Scrd As	Athlete	Yr	Scored Mark	Date	Pl. Pts.	Bonus	TOTAL
-------	---------	---------	----	-------------	------	----------	-------	-------

Scored bests come from CURRENT season

60m	11	Kristina KNOTT	SO	7.28	2/7/16	5	0.43	5.43
-----	----	----------------	----	------	--------	---	------	------

Team Total 5.43

74



Ohio State

Big Ten Conference

▼ 2

Event	Scrd As	Athlete	Yr	Scored Mark	Date	Pl. Pts.	Bonus	TOTAL
-------	---------	---------	----	-------------	------	----------	-------	-------

Scored bests come from CURRENT season

4x400	10	Walker, Hannan, Franklin, Winters		3:32.88 OT	2/26/16	4	0.82	4.82
-------	----	--------------------------------------	--	------------	---------	---	------	------

Team Total 4.82

75



Stony Brook

America East Conference

▲ 4

Event	Scrd As	Athlete	Yr	Scored Mark	Date	Pl. Pts.	Bonus	TOTAL
-------	---------	---------	----	-------------	------	----------	-------	-------

Scored bests come from CURRENT season

5000m	12	Christina MELIAN	JR	15:48.77	2/12/16	4	0.50	4.50
-------	----	------------------	----	----------	---------	---	------	------

Team Total 4.50

76



Syracuse

Atlantic Coast Conference

▲ 2

Event	Scrd As	Athlete	Yr	Scored Mark	Date	Pl. Pts.	Bonus	TOTAL
-------	---------	---------	----	-------------	------	----------	-------	-------

Scored bests come from CURRENT season

60m	13	Shaina HARRISON	SR	7.29	2/25/16	3	0.30	3.30
-----	----	-----------------	----	------	---------	---	------	------

Team Total 3.30

77



East Carolina

American Athletic Conference

▼ 2

Event	Scrd As	Athlete	Yr	Scored Mark	Date	Pl. Pts.	Bonus	TOTAL
-------	---------	---------	----	-------------	------	----------	-------	-------

Scored bests come from CURRENT season

WT	13	Raqrura ISHMAR	SR	21.09m 69-2½	2/19/16	3	0.00	3.00
----	----	----------------	----	--------------	---------	---	------	------

Team Total 3.00

77



Michigan State

Big Ten Conference

unch

Event	Scrd As	Athlete	Yr	Scored Mark	Date	Pl. Pts.	Bonus	TOTAL
-------	---------	---------	----	-------------	------	----------	-------	-------

Scored bests come from CURRENT season

HJ	13	Ellen DIPIETRO	SO	1.83m 6-0	12/4/15	3	0.00	3.00
----	----	----------------	----	-----------	---------	---	------	------

Team Total 3.00

79



Rutgers

Big Ten Conference

▲ 11

Event	Scrd As	Athlete	Yr	Scored Mark	Date	Pl. Pts.	Bonus	TOTAL
-------	---------	---------	----	-------------	------	----------	-------	-------

Scored bests come from CURRENT season

200m	14	Gabrielle FARQUHARSON	SR	23.32 OT	2/26/16	2	0.24	2.24
------	----	-----------------------	----	----------	---------	---	------	------

Team Total 2.24

80



Western Kentucky

Conference USA

▲ 5

Event	Scrd As	Athlete	Yr	Scored Mark	Date	Pl. Pts.	Bonus	TOTAL
-------	---------	---------	----	-------------	------	----------	-------	-------

Scored bests come from CURRENT season

60m	14	Carrol HARDY	JR	7.30	1/29/16	2	0.17	2.17
-----	----	--------------	----	------	---------	---	------	------

Team Total 2.17

81



Arizona State

Mountain Pacific Sports Federation

▲ 1

Event	Scrd As	Athlete	Yr	Scored Mark	Date	Pl. Pts.	Bonus	TOTAL
-------	---------	---------	----	-------------	------	----------	-------	-------

Scored bests come from CURRENT season

SP	14	Maggie EWEN	SO	16.85m 55-3½	2/26/16	2	0.00	2.00
----	----	-------------	----	--------------	---------	---	------	------

Team Total 2.00

81



Memphis

American Athletic Conference

▲ 3

Event	Scrd As	Athlete	Yr	Scored Mark	Date	Pl. Pts.	Bonus	TOTAL
-------	---------	---------	----	-------------	------	----------	-------	-------

Scored bests come from CURRENT season

PV	14	Carolina CARMICHAEL	SR	4.29m 14-¾	1/29/16	2	0.00	2.00
----	----	---------------------	----	------------	---------	---	------	------

Team Total 2.00

"Scrd As", short for "Scored As", Standing used for place points portion of performance's score combining preseason data (when applied) to current season data

Numbers in BLACK are both the performance's actual NCAA rank AND "scored as" rank Numbers in RED indicate actual NCAA rank does not exist or is worse than "scored as" rank Numbers in BLUE indicate actual NCAA rank is better than "scored as" rank

USTFCCCA Non-Member

Non-Member Schools Will NOT be ranked, beginning Week 2



## 2016 Indoor Track &amp; Field, Week #7

Only those who score >0.01 pts are shown  
 D denotes multiple-event rule in affect

## WOMEN

81



Northern Iowa

▲ 7

Missouri Valley Conference

Event	Scrd As	Athlete	Yr	Scored Mark	Date	Pl. Pts.	Bonus	TOTAL
-------	---------	---------	----	-------------	------	----------	-------	-------

Scored bests come from CURRENT season

► PENT	14	Paige KNODLE	SR	4,160	2/27/16	2	0.00	2.00
--------	----	--------------	----	-------	---------	---	------	------

Team Total 2.00

88



Air Force

▲ 6

Mountain West Conference

Event	Scrd As	Athlete	Yr	Scored Mark	Date	Pl. Pts.	Bonus	TOTAL
-------	---------	---------	----	-------------	------	----------	-------	-------

Scored bests come from CURRENT season

► 5000m	16	Hannah EVERSON	SR	15:53.64 OT	2/12/16	1.25	0.12	1.37
---------	----	----------------	----	-------------	---------	------	------	------

Team Total 1.37

84



Yale

▲ 12

Ivy League

Event	Scrd As	Athlete	Yr	Scored Mark	Date	Pl. Pts.	Bonus	TOTAL
-------	---------	---------	----	-------------	------	----------	-------	-------

Scored bests come from CURRENT season

► Mile	15	Frances SCHMIEDE	JR	4:37.77	2/12/16	1.5	0.28	1.78
--------	----	------------------	----	---------	---------	-----	------	------

Team Total 1.78

85



BYU

▼ 2

Mountain Pacific Sports Federation

Event	Scrd As	Athlete	Yr	Scored Mark	Date	Pl. Pts.	Bonus	TOTAL
-------	---------	---------	----	-------------	------	----------	-------	-------

Scored bests come from CURRENT season

► 800m	16	Shea COLLINSWORTH	JR	2:04.52	1/15/16	1.25	0.33	1.58
--------	----	-------------------	----	---------	---------	------	------	------

Team Total 1.58

86



UMass

▲ 1

Atlantic 10 Conference

Event	Scrd As	Athlete	Yr	Scored Mark	Date	Pl. Pts.	Bonus	TOTAL
-------	---------	---------	----	-------------	------	----------	-------	-------

Scored bests come from CURRENT season

► Mile	16	Heather MACLEAN	JR	4:37.80	2/12/16	1.25	0.28	1.53
--------	----	-----------------	----	---------	---------	------	------	------

Team Total 1.53

87



Wichita State

▲ 4

Missouri Valley Conference

Event	Scrd As	Athlete	Yr	Scored Mark	Date	Pl. Pts.	Bonus	TOTAL
-------	---------	---------	----	-------------	------	----------	-------	-------

Scored bests come from CURRENT season

► PENT	15	Breanne BORMAN	JR	4,155	2/27/16	1.5	0.00	1.50
--------	----	----------------	----	-------	---------	-----	------	------

Team Total 1.50

"Scrd As", short for "Scored As", Standing used for place points portion of performance's score combining preseason data (when applied) to current season data

Numbers in BLACK are both the performance's actual NCAA rank AND "scored as" rank Numbers in RED indicate actual NCAA rank does not exist or is worse than "scored as" rank Numbers in BLUE indicate actual NCAA rank is better than "scored as" rank

USTFCCCA Non-Member

Non-Member Schools Will NOT be ranked, beginning Week 2