



NCAA Division I - Top 10 Seeds by Event as of March 23



MEN

100 Meters

| | | | | | | | |
|----|---------------------|----|--------------------|--------|-------|--------|--------|
| 1 | Ronnie BAKER | SR | TCU | TCU | 9.95w | (2.7) | Mar 17 |
| 2 | Micah LARKINS | FR | Northwestern State | 10.28 | (2.0) | Mar 12 | |
| 3 | Senoj-Jay GIVANS | JR | Texas | 10.29w | (2.7) | Mar 17 | |
| 4 | Devin JENKINS | SR | Texas A&M | 10.33 | (1.6) | Mar 18 | |
| 5 | Mario BURKE | FR | Houston | 10.34w | (3.4) | Mar 18 | |
| 6 | Traveyon ARMSTRONG | JR | Oklahoma | 10.35 | (1.6) | Mar 18 | |
| 7 | Devon ALLEN | SO | Oregon | 10.36 | (0.7) | Mar 17 | |
| 8 | Bentrell MCGEE | SR | Jackson State | 10.40w | (2.3) | Mar 17 | |
| 9 | Christopher BELCHER | JR | North Carolina A&T | 10.42w | (2.3) | Mar 17 | |
| 10 | Christian BRISSETT | FR | Iowa | 10.43 | (1.6) | Mar 18 | |

200 Meters

| | | | | | | |
|----|--------------------|----|---------------------|--------|-------|--------|
| 1 | Fred KERLEY | JR | Texas A&M | 20.61 | (1.3) | Mar 18 |
| 2 | Devon ALLEN | SO | Oregon | 20.79 | (0.0) | Mar 17 |
| 3 | Elijah MORROW | SO | Texas A&M | 20.89 | (1.3) | Mar 18 |
| 4 | Ricky MORGAN JR | SO | Southern California | 20.91 | (1.3) | Mar 18 |
| 5 | Thaddeus SMITH | FR | Cal State Fullerton | 20.92 | (1.3) | Mar 18 |
| 6 | Darius WATKINS | SO | Virginia Tech | 20.96w | (2.8) | Mar 18 |
| 7 | Christian BRISSETT | FR | Iowa | 20.98 | (1.2) | Mar 18 |
| 8 | Bernard FREEMAN | JR | George Mason | 21.03 | (1.7) | Mar 18 |
| 9 | James HARRINGTON | SR | Iowa | 21.04 | (1.3) | Mar 18 |
| 10 | Khalfani MUHAMMAD | JR | California | 21.10 | (2.0) | Mar 5 |

400 Meters

| | | | | | |
|----|-------------------|----|---------------------|-------|--------|
| 1 | Deon HICKEY | JR | Texas A&M | 46.51 | Mar 18 |
| 2 | Jermaine GRIFFITH | JR | Rutgers | 46.52 | Mar 17 |
| 3 | Zyaire CLEMES | FR | Southern California | 46.68 | Mar 18 |
| 4 | Elbert ROGERS | SR | Southern Miss | 46.70 | Mar 17 |
| 5 | Darion ZIMMERMAN | JR | Cal State Fullerton | 47.01 | Mar 18 |
| 6 | Justin PARKER | SO | UC Riverside | 47.19 | Mar 5 |
| 6 | Thaddeus SMITH | FR | Cal State Fullerton | 47.19 | Mar 11 |
| 8 | Shaquan WILLIAMS | JR | Fairleigh Dickinson | 47.30 | Mar 18 |
| 8 | David LAGERBERG | SR | Boston University | 47.30 | Mar 18 |
| 10 | Kyle WEBB | JR | Purdue | 47.37 | Mar 17 |

800 Meters

| | | | | | |
|----|----------------|----|------------------|---------|--------|
| 1 | Jonathan MOORE | SO | Bethune-Cookman | 1:48.60 | Mar 18 |
| 2 | Carter LILLY | SO | Iowa | 1:49.00 | Mar 18 |
| 3 | Sampson LAARI | JR | Middle Tennessee | 1:49.78 | Mar 17 |
| 4 | Derek WIEBKE | JR | Minnesota | 1:49.84 | Mar 18 |
| 5 | Teague PECK | JR | Louisville | 1:49.87 | Mar 17 |
| 6 | Chris SANDERS | JR | La Salle | 1:50.44 | Mar 19 |
| 7 | Hugh NICKLASON | FR | San Francisco | 1:50.91 | Mar 18 |
| 8 | Shane DILLON | FR | Kentucky | 1:50.94 | Mar 18 |
| 9 | Vincent CRISP | FR | Texas Tech | 1:51.22 | Mar 17 |
| 10 | Jack GUYTON | FR | Florida | 1:51.25 | Mar 18 |

1500 Meters

| | | | | | |
|----|---------------------|----|---------------------|---------|--------|
| 1 | Eugene HAMILTON III | JR | California | 3:44.76 | Mar 5 |
| 2 | Garrett CORCORAN | SO | California | 3:46.16 | Mar 5 |
| 3 | Lou STYLES | SO | Kentucky | 3:46.86 | Mar 18 |
| 4 | Alex RIBA | SO | Texas A&M | 3:47.14 | Mar 18 |
| 5 | Jacob THOMSON | SO | Kentucky | 3:47.34 | Mar 18 |
| 6 | Marcus DICKSON | SO | BYU | 3:47.60 | Mar 18 |
| 7 | Zach HANSEN | SR | St. Mary's (Calif.) | 3:47.75 | Mar 18 |
| 8 | Zack SIMS | SR | Georgia | 3:47.77 | Mar 18 |
| 9 | Robert MURPHY | JR | IUPUI | 3:48.08 | Mar 17 |
| 10 | CJ ALBERTSON | JR | Arizona State | 3:48.17 | Mar 18 |

Steeplechase

| | | | | | |
|----|-----------------|----|--------------------|---------|--------|
| 1 | Aaron FLETCHER | SR | BYU | 8:52.14 | Mar 18 |
| 2 | Mitchell BRIGGS | JR | BYU | 8:54.52 | Mar 18 |
| 3 | Rory LINKLETTER | FR | BYU | 8:57.02 | Mar 18 |
| 4 | Aaron BARTNIK | SR | Minnesota | 9:03.39 | Mar 18 |
| 5 | Philipp BAAR | SR | Texas A&M-Corpus C | 9:03.92 | Mar 12 |
| 6 | Spencer HRYCAY | SO | Kentucky | 9:06.40 | Mar 18 |
| 7 | Tim CUMMINGS | SR | Northern Arizona | 9:07.26 | Mar 19 |
| 8 | Elliott FARRIS | JR | Texas A&M | 9:11.45 | Mar 18 |
| 9 | Oussama CHOUATI | SO | UMES | 9:13.39 | Mar 18 |
| 10 | Grant WILLIAMS | JR | Central Arkansas | 9:14.81 | Mar 18 |

5000 Meters

| | | | | | |
|----|-----------------|----|------------------|----------|--------|
| 1 | Brandon VIENTOS | SR | Loyola Marymount | 14:11.77 | Mar 11 |
| 2 | Jeff THIES | SO | Portland | 14:32.07 | Mar 18 |
| 3 | Dusan MAKEVIC | SR | UTSA | 14:33.44 | Mar 18 |
| 4 | Colby WILSON | JR | Utah State | 14:34.53 | Mar 19 |
| 5 | Jason LYNCH | JR | Utah Valley | 14:34.74 | Mar 17 |
| 6 | Tyson LAMBERT | SO | Utah Valley | 14:36.29 | Mar 17 |
| 7 | James WITHERS | FR | Utah State | 14:36.84 | Mar 19 |
| 8 | Chris KORABIK | SO | DePaul | 14:38.22 | Mar 17 |
| 9 | Isaiah THOMPSON | JR | UC Irvine | 14:38.28 | Mar 19 |
| 10 | Alex CAMPANELLA | JR | DePaul | 14:39.15 | Mar 17 |

10,000 Meters

| | | | | | |
|----|---------------|----|------------------|----------|--------|
| 1 | Alex DILLARD | JR | Portland | 29:46.31 | Mar 4 |
| 2 | Albert MAEDER | SR | Central Arkansas | 30:53.11 | Mar 18 |
| 3 | Preston BORG | SO | Central Arkansas | 31:04.51 | Mar 18 |
| 4 | James DWYER | SR | Clemson | 31:15.90 | Mar 17 |
| 5 | Jack PEARCE | SO | Gonzaga | 31:36.73 | Mar 17 |
| 6 | Andy THOMAS | SR | Gonzaga | 31:40.91 | Mar 17 |
| 7 | Ben STOUT | SR | Gonzaga | 31:44.82 | Mar 17 |
| 8 | Carter AEBI | SO | Portland | 31:46.52 | Mar 4 |
| 9 | Max KADERABEK | JR | Gonzaga | 31:47.51 | Mar 17 |
| 10 | Cody GLAD | SO | Weber State | 31:48.05 | Mar 17 |



NCAA Division I - Top 10 Seeds by Event as of March 23



MEN

110 Meter Hurdles

| | | | | | | |
|---|-----------------|----|------------------|--------|--------|--------|
| 1 | Devon ALLEN | SO | Oregon | 13.40 | (-1.2) | Mar 17 |
| 2 | Bentrell MCGEE | SR | Jackson State | 13.73 | (1.8) | Mar 17 |
| 3 | Desmond WALLACE | SR | Coastal Carolina | 13.87 | (0.4) | Mar 17 |
| 3 | Teivaskie LEWIN | SR | South Dakota | 13.87 | (-0.4) | Mar 18 |
| 3 | Michael PREJEAN | SR | Prairie View A&M | 13.87w | (2.8) | Mar 18 |
| 6 | Ashtyn DAVIS | SO | California | 13.92 | (-0.3) | Mar 18 |
| 7 | Nick ANDERSON | JR | Kentucky | 13.98 | (-0.4) | Mar 18 |
| 8 | Matt DILLON | SR | South Alabama | 14.06 | (-2.7) | Mar 4 |
| 9 | Paul LYONS | SR | Sacramento State | 14.08 | (-0.3) | Mar 18 |
| 9 | Spencer ALLEN | SR | Georgia Tech | 14.08 | (1.8) | Mar 17 |

400 Meter Hurdles

| | | | | | | |
|----|-------------------|----|----------------|-------|--|--------|
| 1 | Jussi KANERVO | JR | South Carolina | 50.58 | | Mar 17 |
| 2 | Cam VINEY | SR | Illinois | 51.19 | | Mar 17 |
| 3 | AJ BOULLY | SO | Utah State | 51.34 | | Mar 19 |
| 4 | Jurmarcus SHELVIN | SR | UTSA | 51.36 | | Mar 18 |
| 5 | Robert GRANT | SO | Texas A&M | 51.37 | | Mar 18 |
| 6 | Paul BARRETT | SR | USF | 51.50 | | Mar 17 |
| 7 | Obokhare IKPEFAN | JR | Purdue | 51.52 | | Mar 17 |
| 7 | Randolph BERMEA | JR | UTSA | 51.52 | | Mar 18 |
| 9 | Mitch WOLFF | JR | Iowa | 51.53 | | Mar 18 |
| 10 | Noah LARRISON | FR | Iowa | 52.28 | | Mar 18 |
| 10 | Jason CHANDLER | SR | UC Davis | 52.28 | | Mar 18 |
| 10 | JW SMITH | JR | Texas Tech | 52.28 | | Mar 17 |

4x100 Relay

| | | | | |
|----|---|---------------------|-------|--------|
| 1 | Garner, Kerley, Morrow, Jenkins | Texas A&M | 39.17 | Mar 18 |
| 2 | Thompson, Brissett, Harrington, Mallett | Iowa | 39.73 | Mar 18 |
| 3 | Hamilton, Dorsey, Jones, Anderson | Kentucky | 39.85 | Mar 18 |
| 4 | Collins, Burke, Arnett, Burrell | Houston | 39.86 | Mar 18 |
| 5 | Clemes, Davis, Jackson, Morgan Jr | Southern California | 39.93 | Mar 18 |
| 6 | Evans, Jenkins, Glover, Freeman | Georgia | 40.09 | Mar 18 |
| 7 | Thony, Lewin, O'Connell, Williams | South Dakota | 40.15 | Mar 18 |
| 8 | Moore, White, Thiel, Chambers | Oregon | 40.18 | Mar 17 |
| 9 | Eaddy, Quarles, Dickson, Rowe | North Carolina A&T | 40.19 | Mar 17 |
| 10 | Cue, Williams, Davis, Dukes | LIU Brooklyn | 40.25 | Mar 11 |

4x400 Relay

| | | | | |
|----|--|---------------------|---------|--------|
| 1 | Grant, Hickey, Rose, Kerley | Texas A&M | 3:05.75 | Mar 18 |
| 2 | Blanks, Page, Jackson, Gray | Ohio State | 3:08.69 | Mar 17 |
| 3 | Briggs, McCloskey, Perez-Rogers, York-Mouton | Long Beach State | 3:09.23 | Mar 18 |
| 4 | Wolff, Ganschow, Lilly, Harris | Iowa | 3:09.29 | Mar 18 |
| 5 | Tatham, Smith, Waters, Castillo | Mississippi State | 3:09.38 | Mar 17 |
| 6 | Zimmerman, Matos, Smith, Gordon | Cal State Fullerton | 3:09.67 | Mar 18 |
| 7 | Bermudez, Kanervo, Chiles, Collier | South Carolina | 3:09.72 | Mar 17 |
| 8 | Lamb, Bellafonte, Lewis, Gordon | Clemson | 3:09.93 | Mar 17 |
| 9 | Wellenstein, Roese, Hechsel, Neumann | Minnesota | 3:10.09 | Mar 18 |
| 10 | Hamilton, Claggett, Aiken, Harding | North Carolina A&T | 3:10.37 | Mar 17 |

High Jump

| | | | | | | |
|----|----------------------|----|----------------------|-------|-------|--------|
| 1 | Javen REEVES | SO | Louisville | 2.20m | 7-2½ | Mar 17 |
| 2 | Alexander BOWEN JR. | SR | Albany | 2.19m | 7-2½ | Mar 17 |
| 3 | Thane PIERSON | SR | Washington State | 2.13m | 6-11¼ | Mar 18 |
| 3 | Nick BACHINSKI | SO | Minnesota | 2.13m | 6-11¼ | Mar 18 |
| 3 | Kevin SPEJCHER | SR | Iowa | 2.13m | 6-11¼ | Mar 18 |
| 3 | Ryan LOCKARD | SO | Minnesota | 2.13m | 6-11¼ | Mar 18 |
| 3 | Carl WILLIAMS | SO | Oklahoma | 2.13m | 6-11¼ | Mar 18 |
| 3 | Justin KRETCHMER | JR | Kentucky | 2.13m | 6-11¼ | Mar 18 |
| 9 | Franz BEYER | SO | Louisiana-Lafayette | 2.11m | 6-11 | Mar 12 |
| 10 | Tye WILLIAMS | SO | South Carolina | 2.10m | 6-10¾ | Mar 17 |
| 10 | Lohnnie TAPE-JACKSON | JR | Cal State Northridge | 2.10m | 6-10¾ | Mar 18 |
| 10 | Eric MOORE | SO | Central Arkansas | 2.10m | 6-10¾ | Mar 18 |
| 10 | Bradley LAUBACHER | SR | Oregon | 2.10m | 6-10¾ | Mar 17 |
| 10 | Kingsley OGBONNA | JR | Albany | 2.10m | 6-10¾ | Mar 17 |
| 10 | Matthew CAMPBELL | JR | Albany | 2.10m | 6-10¾ | Mar 17 |
| 10 | Justin FONDREN | SR | Alabama | 2.10m | 6-10¾ | Mar 17 |



NCAA Division I - Top 10 Seeds by Event as of March 23



MEN

Pole Vault

| | | | | | | |
|---|--------------------|----|------------------------|-------|-------|--------|
| 1 | Devin KING | SO | Southeastern Louisiana | 5.51m | 18-1 | Mar 4 |
| 2 | Audie WYATT | SO | Texas A&M | 5.50m | 18-½ | Mar 18 |
| 3 | Adam BRAGG | SR | Princeton | 5.40m | 17-8½ | Mar 17 |
| 4 | Cameron MEYER | SR | Stephen F. Austin | 5.30m | 17-4½ | Mar 18 |
| 5 | Barrett POTH | FR | Texas | 5.25m | 17-2¾ | Mar 17 |
| 5 | Reese WATSON | SR | Texas | 5.25m | 17-2¾ | Mar 17 |
| 7 | Sean COLLINS | FR | South Alabama | 5.22m | 17-1½ | Mar 18 |
| 7 | Michael MONTGOMERY | SR | Long Beach State | 5.22m | 17-1½ | Mar 18 |
| 9 | Tanner WILLIAMS | JR | Oklahoma | 5.20m | 17-¾ | Mar 18 |
| 9 | Garrett LARSON | JR | Sam Houston State | 5.20m | 17-¾ | Mar 12 |
| 9 | August KILES | SO | Princeton | 5.20m | 17-¾ | Mar 17 |
| 9 | Will HERRSCHER | FR | Alabama | 5.20m | 17-¾ | Mar 17 |
| 9 | Lee BARES | SO | Army West Point | 5.20m | 17-¾ | Mar 12 |

Long Jump

| | | | | | | |
|----|---------------------|----|--------------------|--------|-----------|--------|
| 1 | Willie ALEXANDER | SR | Long Beach State | 7.87m | 25-10 (0. | Mar 18 |
| 2 | Will WILLIAMS | JR | Texas A&M | 7.85mw | 25-9¼ (2. | Mar 18 |
| 3 | Fred DORSEY | SO | Kentucky | 7.65m | 25-1¼ (1. | Mar 18 |
| 4 | Trey JONES | SR | UNC-Wilmington | 7.60m | 24-11¼ (| Mar 12 |
| 5 | Jemal PARHARM | SO | ULM | 7.57mw | 24-10 (3. | Mar 18 |
| 6 | Aaron WILLIAMS | SR | Northwestern State | 7.53mw | 24-8¼ (2. | Mar 18 |
| 7 | Jarrett SAMUELS | SR | Louisiana Tech | 7.50mw | 24-7¼ (3. | Mar 18 |
| 8 | Emmanuel WILLIAMS | SR | Northwestern State | 7.48m | 24-6¼ (0. | Mar 18 |
| 9 | Hayden CLARKE | JR | Manhattan | 7.47m | 24-6¼ (0. | Mar 18 |
| 10 | Frank QUARLES | JR | North Carolina A&T | 7.46m | 24-5¼ (0. | Mar 17 |
| 10 | Joshua MCCLAM | JR | N.C. Central | 7.46m | 24-5¼ (0. | Mar 12 |
| 10 | Jacob FINCHAM-DUKES | FR | Oklahoma State | 7.46m | 24-5¼ (1. | Mar 18 |

Triple Jump

| | | | | | | |
|----|-------------------|----|--------------------|---------|-----------|--------|
| 1 | Emmanuel WILLIAMS | SR | Northwestern State | 15.77m | 51-9 (1.2 | Mar 18 |
| 2 | Andre DORSEY | SR | Kennesaw State | 15.76m | 51-8½ (-0 | Mar 18 |
| 3 | Aaron WILLIAMS | SR | Northwestern State | 15.74m | 51-7¼ (1. | Mar 18 |
| 4 | Corey WESLEY | SR | ULM | 15.70m | 51-6¼ (1. | Mar 18 |
| 5 | Lebrun NELSON | SO | ULM | 15.58mw | 51-1¼ (2. | Mar 18 |
| 6 | Jeffrey PROTHRO | JR | Texas A&M | 15.53m | 50-11¼ (| Mar 18 |
| 7 | David OLUWADARA | JR | Boston University | 15.51mw | 50-10¼ (| Mar 18 |
| 8 | Damar ROBINSON | JR | Louisville | 15.50mw | 50-10¼ (| Mar 17 |
| 9 | John LEMKE | JR | McNeese State | 15.42m | 50-7¼ (0. | Mar 12 |
| 10 | Devon WILLIS | SO | Albany | 15.34m | 50-4 (1.3 | Mar 17 |

Shot Put

| | | | | | | |
|----|----------------|----|---------------------|--------|--------|--------|
| 1 | Ashinia MILLER | SR | Georgia | 19.85m | 65-1½ | Mar 18 |
| 2 | Chuk ENEKWECHI | SR | Purdue | 19.05m | 62-6 | Mar 17 |
| 3 | Josh AWOTUNDE | SO | South Carolina | 18.89m | 61-11¼ | Mar 17 |
| 4 | Ryan CRIBBIN | JR | Buffalo | 18.82m | 61-9 | Mar 18 |
| 5 | Matthew KATNIK | FR | Southern California | 18.79m | 61-7¼ | Mar 18 |
| 6 | Aaron CASTLE | JR | Arizona | 18.70m | 61-4¼ | Mar 17 |
| 7 | Alex RENNER | JR | North Dakota State | 18.61m | 61-¾ | Mar 18 |
| 8 | Kyle FELPEL | JR | Alabama | 18.57m | 60-11¼ | Mar 17 |
| 9 | Gian RAGONESI | JR | Miami (Fla.) | 18.52m | 60-9¼ | Mar 18 |
| 10 | Mark RAMSEY | JR | Fairleigh Dickinson | 18.38m | 60-3¼ | Mar 18 |

Discus

| | | | | | | |
|----|--------------------|----|------------------|--------|-------|--------|
| 1 | Sam MATTIS | SR | Penn | 67.45m | 221-3 | Mar 19 |
| 2 | Kord FERGUSON | FR | Alabama | 58.98m | 193-6 | Mar 17 |
| 3 | Hayden REED | JR | Alabama | 58.45m | 191-9 | Mar 17 |
| 4 | Jan-Louw KOTZE | SR | South Alabama | 57.98m | 190-2 | Mar 4 |
| 5 | James HUBBARD | JR | Long Beach State | 57.96m | 190-2 | Mar 18 |
| 6 | Joe WILLIAMS | JR | Alabama | 57.92m | 190-0 | Mar 17 |
| 7 | Sam ELSNER | JR | Minnesota | 56.59m | 185-8 | Mar 18 |
| 8 | Noah KENNEDY-WHITE | JR | Penn | 56.32m | 184-9 | Mar 19 |
| 9 | Josh AWOTUNDE | SO | South Carolina | 56.25m | 184-6 | Mar 17 |
| 10 | Jeff BARTLETT | JR | Texas A&M | 56.23m | 184-5 | Mar 18 |

Hammer

| | | | | | | |
|----|-------------------|----|------------------|--------|--------|--------|
| 1 | Sean DONNELLY | SR | Minnesota | 74.35m | 243-11 | Mar 18 |
| 2 | Andres ERIKSSON | FR | Florida | 69.83m | 229-1 | Mar 18 |
| 3 | Adam KEENAN | JR | Northern Arizona | 69.32m | 227-5 | Mar 19 |
| 4 | Dempsey MCGUIGAN | SO | Mississippi | 68.15m | 223-7 | Mar 17 |
| 5 | Elias HAKANSSON | JR | Alabama | 68.12m | 223-6 | Mar 17 |
| 6 | Greg SKIPPER | SR | Oregon | 68.10m | 223-5 | Mar 17 |
| 7 | Denzel COMENENTIA | FR | Georgia | 67.39m | 221-1 | Mar 18 |
| 8 | Alex POURSANIDIS | JR | Georgia | 66.40m | 217-10 | Mar 18 |
| 9 | Daniel HAUGH | FR | Alabama | 65.81m | 215-11 | Mar 17 |
| 10 | Robert MARLOW | JR | Long Beach State | 65.59m | 215-2 | Mar 18 |

Javelin

| | | | | | | |
|----|------------------|----|--------------------|--------|-------|--------|
| 1 | Ioannis KYRIAZIS | SO | Texas A&M | 77.92m | 255-7 | Mar 18 |
| 2 | John AMPOMAH | SR | Middle Tennessee | 76.97m | 252-6 | Mar 17 |
| 3 | Tyler RENTON | SR | Oklahoma | 76.86m | 252-2 | Mar 18 |
| 4 | Cody DANIELSON | JR | Oregon | 76.74m | 251-9 | Mar 17 |
| 5 | McLean LIPSCHUTZ | JR | Alabama | 74.37m | 244-0 | Mar 17 |
| 6 | Kyle QUINN | SR | Tennessee | 73.16m | 240-0 | Mar 17 |
| 7 | Matti MORTIMORE | JR | North Dakota State | 72.72m | 238-7 | Mar 18 |
| 8 | Bill STANLEY | JR | Ohio State | 72.57m | 238-1 | Mar 17 |
| 9 | Sam HARDIN | SO | Texas A&M | 72.37m | 237-5 | Mar 18 |
| 10 | Steve FEISTER | SR | Liberty | 71.51m | 234-7 | Mar 17 |













NCAA Division I - Top 10 Seeds by Event as of March 23



MEN

Decathlon

| | | | | | |
|----|--------------------|----|---|------|--------|
| 1 | Devin BENNETT | SR |  Cal Poly | 7087 | Mar 17 |
| 2 | Tyler BRENDEL | FR |  California | 7022 | Mar 18 |
| 3 | Hunter VEITH | SO |  Wichita State | 6817 | Mar 15 |
| 4 | Benjamin OSE | FR |  Dartmouth | 6685 | Mar 17 |
| 5 | Jacob RICKMAN | SO |  Cal Poly | 6653 | Mar 17 |
| 6 | Christopher GABOR | SO |  Mount St. Mary's | 6618 | Mar 17 |
| 7 | Max JETTE | SO |  Sacramento State | 6589 | Mar 18 |
| 8 | Hunter KEY | JR |  Stephen F. Austin | 6554 | Mar 15 |
| 9 | James RODEMAN | FR |  Idaho State | 6340 | Mar 17 |
| 10 | Nicholas SEABRIGHT | JR |  Coastal Carolina | 6245 | Mar 17 |



NCAA Division I - Top 10 Seeds by Event as of March 23



WOMEN

100 Meters

| | | | | | | | |
|----|-----------------------|----|--|------------------|--------|-------|--------|
| 1 | Krystal SPARLING | FR | | Texas A&M | 11.38 | (0.0) | Mar 18 |
| 2 | Gabrielle THOMAS | FR | | Harvard | 11.39w | (2.5) | Mar 17 |
| 2 | Gabrielle FARQUHARSON | SR | | Rutgers | 11.39 | (1.7) | Mar 17 |
| 4 | Shenel CROOKE | JR | | Morgan State | 11.42 | (1.5) | Mar 18 |
| 5 | Brenessa THOMPSON | FR | | Texas A&M | 11.47 | (0.0) | Mar 18 |
| 6 | Tayla CARTER | SR | | Western Carolina | 11.48w | (3.5) | Mar 17 |
| 6 | Kianna GRAY | FR | | Kentucky | 11.48 | (0.0) | Mar 18 |
| 8 | Daye Shon ROBERSON | JR | | Oklahoma | 11.49 | (0.0) | Mar 18 |
| 9 | Diamond SPAULDING | FR | | Texas A&M | 11.52 | (0.0) | Mar 18 |
| 10 | Caitland SMITH | SO | | Texas | 11.56w | (2.5) | Mar 17 |

200 Meters

| | | | | | | | |
|----|-----------------------|----|--|---------------------|--------|--------|--------|
| 1 | Jaide STEPTER | SR | | Southern California | 23.23 | (-1.2) | Mar 18 |
| 2 | Gabrielle FARQUHARSON | SR | | Rutgers | 23.25w | (3.8) | Mar 17 |
| 3 | Kianna GRAY | FR | | Kentucky | 23.29 | (-0.6) | Mar 18 |
| 4 | Aiyanna STIVERNE | JR | | Miami (Fla.) | 23.33 | (2.0) | Mar 18 |
| 5 | Brenessa THOMPSON | FR | | Texas A&M | 23.37 | (0.6) | Mar 18 |
| 6 | Jasmine QUINN | FR | | Kentucky | 23.40 | (-0.6) | Mar 18 |
| 7 | Kendall ELLIS | SO | | Southern California | 23.44 | (-1.2) | Mar 18 |
| 8 | Destiny CARTER | JR | | Kentucky | 23.45 | (-0.6) | Mar 18 |
| 8 | Justise DAYRIES | SR | | Baylor | 23.45w | (2.2) | Mar 17 |
| 10 | Briana GUILLORY | FR | | Iowa | 23.46 | (-0.6) | Mar 18 |
| 10 | Lenysse DYER | FR | | Tennessee | 23.46 | (1.3) | Mar 17 |

400 Meters

| | | | | | | | |
|----|-----------------|----|--|-------------------|-------|--|--------|
| 1 | Raevyn ROGERS | SO | | Oregon | 52.30 | | Mar 17 |
| 2 | Sage WATSON | JR | | Arizona | 53.02 | | Mar 17 |
| 3 | Brionna THOMAS | SO | | Purdue | 53.37 | | Mar 17 |
| 4 | Mariam KROMAH | SR | | Southern Miss | 53.61 | | Mar 17 |
| 5 | Olivia JAMES | JR | | Clemson | 54.07 | | Mar 17 |
| 6 | Tanisha COPPIN | SR | | Clemson | 54.19 | | Mar 17 |
| 7 | Ashante HORSLEY | JR | | Oregon | 54.22 | | Mar 17 |
| 8 | Pariis GARCIA | SR | | St. John's (N.Y.) | 54.26 | | Mar 19 |
| 9 | Laura ANUAKPADO | JR | | UNLV | 54.41 | | Mar 17 |
| 10 | Marisa BELLAMY | JR | | South Carolina | 54.61 | | Mar 17 |

800 Meters

| | | | | | | | |
|----|---------------------|----|--|----------------|---------|--|--------|
| 1 | Annie LEBLANC | SR | | Oregon | 2:04.38 | | Mar 17 |
| 2 | Rosie CHAMBERLAIN | SO | | UCF | 2:04.54 | | Mar 18 |
| 3 | Andrea CHAVEZ | SR | | Utah | 2:07.48 | | Mar 18 |
| 4 | Jennifer BECKINGHAM | SR | | San Jose State | 2:08.23 | | Mar 18 |
| 5 | Ali EISENBEISS | SR | | Utah | 2:08.39 | | Mar 18 |
| 6 | Kimberley FICENEC | SR | | Alabama | 2:08.71 | | Mar 17 |
| 7 | Lauren ELLSWORTH | FR | | BYU | 2:08.88 | | Mar 18 |
| 8 | Kiara MCINTOSH | SO | | Purdue | 2:09.20 | | Mar 17 |
| 9 | Georgia BELL | JR | | California | 2:09.21 | | Mar 18 |
| 10 | Maddy BERKSON | SO | | Stanford | 2:09.42 | | Mar 18 |

1500 Meters

| | | | | | | | |
|----|-------------------|----|--|------------------|---------|--|--------|
| 1 | Jen OWEN | SR | | Arizona State | 4:19.62 | | Mar 18 |
| 2 | Millie PALADINO | SO | | West Virginia | 4:21.93 | | Mar 18 |
| 3 | Anne-Marie BLANEY | JR | | UCF | 4:23.14 | | Mar 18 |
| 4 | Chelsey TOTTEN | JR | | Arizona State | 4:23.25 | | Mar 18 |
| 5 | Martina RODRIGUEZ | JR | | Memphis | 4:24.22 | | Mar 17 |
| 6 | Chloe BERLIOUX | SR | | Sacramento State | 4:24.36 | | Mar 18 |
| 7 | Bo UMMELS | SR | | Mississippi | 4:24.41 | | Mar 17 |
| 8 | Hannah WITTMAN | SR | | Belmont | 4:24.55 | | Mar 17 |
| 9 | Meropi PANAGIOTOU | SR | | Alabama | 4:24.75 | | Mar 17 |
| 10 | Elena BURKARD | SR | | San Francisco | 4:24.92 | | Mar 18 |

Steeplechase

| | | | | | | | |
|----|------------------|----|--|------------------|----------|--|--------|
| 1 | Madelin TALBERT | SR | | Lipscomb | 10:21.53 | | Mar 17 |
| 2 | Ellie CHILD | JR | | Weber State | 10:31.37 | | Mar 17 |
| 3 | Tori PARKINSON | JR | | Utah State | 10:41.92 | | Mar 19 |
| 4 | McKenna COUGHLIN | SR | | Mississippi | 10:45.32 | | Mar 17 |
| 5 | Liz WEILER | SR | | Toledo | 10:45.84 | | Mar 18 |
| 6 | Grayson MURPHY | SO | | Santa Clara | 10:49.72 | | Mar 4 |
| 7 | Devin MCDERMOTT | SR | | Florida | 10:51.65 | | Mar 18 |
| 8 | Alice NEVILLE | JR | | Weber State | 10:53.32 | | Mar 17 |
| 9 | Maxine GOYETTE | JR | | UC Santa Barbara | 10:53.92 | | Mar 5 |
| 10 | Kate BUCKNAM | SR | | Lipscomb | 10:55.09 | | Mar 17 |



NCAA Division I - Top 10 Seeds by Event as of March 23



WOMEN

5000 Meters

| | | | | | |
|----|---------------------|----|------------------|----------|--------|
| 1 | Shelby MILLS | JR | Gonzaga | 16:25.81 | Mar 17 |
| 2 | Noora WALLENIOUS | FR | Ark.-Little Rock | 16:44.39 | Mar 18 |
| 3 | Kelli SUGIMOTO | SR | Loyola Marymount | 16:52.24 | Mar 11 |
| 4 | Jordan THURSTON | SO | Gonzaga | 17:03.51 | Mar 17 |
| 5 | Christine HOFFMANN | JR | UC Davis | 17:06.09 | Mar 11 |
| 6 | Abby HALBROOK | FR | Army West Point | 17:07.68 | Mar 19 |
| 7 | Spencer MOORE | SO | UNLV | 17:08.01 | Mar 17 |
| 8 | Amanda BOMAN | SR | Portland State | 17:08.25 | Mar 18 |
| 9 | Jaqueline WINTERTON | SR | Utah State | 17:12.81 | Mar 19 |
| 10 | Hailey WHETTEN | JR | Weber State | 17:14.26 | Mar 17 |

10,000 Meters

| | | | | | |
|----|---------------------|----|------------------|----------|--------|
| 1 | Kidan KIDANE | JR | Kennesaw State | 35:13.68 | Mar 18 |
| 2 | Cynthia CHELELGO | SR | Florida A&M | 35:24.83 | Mar 5 |
| 3 | Fridah LIMO | SO | Florida A&M | 36:10.67 | Mar 5 |
| 4 | Judith KIBII | SO | Florida A&M | 36:33.52 | Mar 5 |
| 5 | Nikki REGALADO | JR | UNLV | 36:42.13 | Mar 17 |
| 6 | Carli LANGLEY | SR | Ark.-Little Rock | 36:45.72 | Mar 18 |
| 7 | Effiey KOSGEI | SR | Florida A&M | 37:59.80 | Mar 5 |
| 8 | Caroline KIPLAGAT | FR | Florida A&M | 38:31.79 | Mar 5 |
| 9 | Emmaculate KIPLAGAT | FR | Florida A&M | 38:41.32 | Mar 5 |
| 10 | Kaitlyn LINGARD | FR | Western Carolina | 39:10.10 | Mar 17 |

100 Meter Hurdles

| | | | | | | |
|----|-------------------|----|---------------------|--------|--------|--------|
| 1 | Jasmine QUINN | FR | Kentucky | 13.01 | (-0.8) | Mar 18 |
| 2 | Brianna MCGHEE | SR | TCU | 13.27 | (0.7) | Mar 17 |
| 3 | Ashley MILLER | FR | Texas | 13.42 | (0.7) | Mar 17 |
| 4 | Jasmyne GRAHAM | FR | Southern California | 13.44 | (-0.7) | Mar 18 |
| 5 | Chastity STEWART | SR | North Texas | 13.45 | (0.7) | Mar 17 |
| 6 | Vanessa CLERVEAUX | JR | Alabama | 13.46 | (-1.0) | Mar 17 |
| 7 | Amber HUGHES | JR | Tennessee State | 13.49 | (-0.8) | Mar 17 |
| 8 | Makayla WEBB | SO | San Jose State | 13.51w | (2.1) | Mar 18 |
| 9 | Shanice STEWART | SR | Texas Tech | 13.56 | (1.1) | Mar 17 |
| 10 | Alexis FRANKLIN | SR | Ohio State | 13.58 | (-1.0) | Mar 17 |

400 Meter Hurdles

| | | | | | |
|----|-------------------|----|-------------------|-------|--------|
| 1 | Symone BLACK | SO | Purdue | 57.36 | Mar 17 |
| 2 | Autumne FRANKLIN | SR | Harvard | 57.79 | Mar 17 |
| 3 | Jade MILLER | JR | Harvard | 58.06 | Mar 17 |
| 4 | Toria LEVY | JR | Boston University | 58.08 | Mar 18 |
| 5 | Tyler BROCKINGTON | JR | South Carolina | 58.14 | Mar 17 |
| 6 | Jennifer ESPOSITO | JR | Elon | 58.28 | Mar 17 |
| 7 | Daje PUGH | JR | Kentucky | 58.88 | Mar 18 |
| 8 | Kiana HAWN | SO | Baylor | 59.32 | Mar 17 |
| 9 | Jamika GLADES | JR | Miami (Fla.) | 59.43 | Mar 18 |
| 10 | Emma REDICK | JR | UC Davis | 59.48 | Mar 18 |

4x100 Relay

| | | | | |
|----|------------------------------------|---------------------|-------|--------|
| 1 | Todd, Stevens, Cunliffe, | Oregon | 43.31 | Mar 17 |
| 2 | Kwaza, Guster, Guillory, Hernandez | Iowa | 44.04 | Mar 18 |
| 3 | Graham, Hill, Cantrell, Brown | Southern California | 44.41 | Mar 18 |
| 4 | Henderson, Ray, Tate, Suleman | Mississippi | 44.52 | Mar 17 |
| 5 | Brazil, Pipi, Roberson, Buchanan | Oklahoma | 44.62 | Mar 18 |
| 6 | Jocelyn, Jones, Vaughn, Williams | UCF | 44.74 | Mar 18 |
| 7 | Heath, Cox, Roberson, Carson | Purdue | 44.80 | Mar 17 |
| 8 | Brockington, Haith, Abrams, Gray | South Carolina | 44.93 | Mar 17 |
| 9 | Brown, Ford, Leacock, Morrison | Miami (Fla.) | 44.98 | Mar 18 |
| 10 | Carter, Hardnett, Burks, Williams | Houston | 45.13 | Mar 18 |

4x400 Relay

| | | | | |
|----|---|----------------|---------|--------|
| 1 | Walker, Winters, Franklin, Cavin | Ohio State | 3:36.31 | Mar 17 |
| 2 | Abrams, Bellamy, Holmes, Brockington | South Carolina | 3:36.68 | Mar 17 |
| 3 | Sparling, Fray, Owens, Desrosiers | Texas A&M | 3:37.34 | Mar 18 |
| 4 | Pipi, Roberson, Demerson, Mukes | Oklahoma | 3:38.49 | Mar 18 |
| 5 | James, Thomas, Farrow, Coppin | Clemson | 3:38.79 | Mar 17 |
| 6 | Mongiovi, Crunkleton-Wils, Labrie-Smith, Gayles | Stanford | 3:38.82 | Mar 18 |
| 7 | Gause, Gholston, Walker, Funcheon | Alabama | 3:40.20 | Mar 17 |
| 8 | Etienne, Ferebee, Williams, Wilson | Alabama State | 3:40.27 | Mar 17 |
| 9 | Washington, Ford, Gonzalez, Runia | Miami (Fla.) | 3:40.44 | Mar 18 |
| 10 | Watts, Hernandez, Kwaza, Chapman | Iowa | 3:42.13 | Mar 18 |



NCAA Division I - Top 10 Seeds by Event as of March 23



WOMEN

High Jump

| | | | | | | | |
|---|--------------------|----|--|------------------|-------|------|--------|
| 1 | Alexus HENRY | FR | | UT Arlington | 1.78m | 5-10 | Mar 17 |
| 1 | Alexandria FLORENT | FR | | Wake Forest | 1.78m | 5-10 | Mar 18 |
| 3 | Kaysee PILGRIM | JR | | UNLV | 1.77m | 5-9½ | Mar 17 |
| 4 | Kinsey MINTER | SR | | Nevada | 1.76m | 5-9¼ | Mar 5 |
| 4 | Danielle TAYLOR | SO | | Cal Poly | 1.76m | 5-9¼ | Mar 12 |
| 6 | Chloe LAUTRIC | JR | | Louisiana Tech | 1.75m | 5-8¾ | Mar 18 |
| 6 | Madison ROUW | JR | | Iowa | 1.75m | 5-8¾ | Mar 18 |
| 6 | Jessica EMDE | SR | | UC Santa Barbara | 1.75m | 5-8¾ | Mar 5 |
| 6 | Khanishah | SR | | Iowa | 1.75m | 5-8¾ | Mar 18 |
| 6 | Mara ZIELONKA | FR | | Louisville | 1.75m | 5-8¾ | Mar 17 |
| 6 | Deandra DANIEL | SR | | Coppin State | 1.75m | 5-8¾ | Mar 17 |
| 6 | Leontia KALLENOU | SR | | Georgia | 1.75m | 5-8¾ | Mar 18 |
| 6 | Taylor SMITH | JR | | Ohio | 1.75m | 5-8¾ | Mar 17 |

Pole Vault

| | | | | | | | |
|---|-----------------|----|--|-------------------|-------|--------|--------|
| 1 | Demi PAYNE | SR | | Stephen F. Austin | 4.45m | 14-7¼ | Mar 18 |
| 2 | Mackenzie SHELL | FR | | Oklahoma | 4.30m | 14-1¼ | Mar 18 |
| 3 | Annie RHODES | JR | | Baylor | 4.25m | 13-11¼ | Mar 17 |
| 3 | Kally LONG | SO | | Texas | 4.25m | 13-11¼ | Mar 17 |
| 5 | Haley COOK | SR | | Texas Tech | 4.15m | 13-7¼ | Mar 17 |
| 5 | Shay PETTY | SO | | Texas | 4.15m | 13-7¼ | Mar 17 |
| 7 | Kristen DENK | FR | | Tennessee | 4.10m | 13-5¼ | Mar 17 |
| 7 | Kaitlyn MERRITT | FR | | Stanford | 4.10m | 13-5¼ | Mar 18 |
| 7 | Jordan FRIZ | SO | | South Alabama | 4.10m | 13-5¼ | Mar 17 |
| 7 | Jessica HARTER | SR | | Purdue | 4.10m | 13-5¼ | Mar 17 |
| 7 | Nicole NAATJES | SO | | BYU | 4.10m | 13-5¼ | Mar 17 |

Long Jump

| | | | | | | | |
|---|------------------|----|--|------------------|--------|-------------|--------|
| 1 | Bre'Yana WASH | JR | | Louisville | 6.30mw | 20-8 (3.0) | Mar 17 |
| 2 | Mia ADAMS | SR | | Louisiana Tech | 6.27mw | 20-7 (3.9) | Mar 18 |
| 3 | Destiny CARTER | JR | | Kentucky | 6.24m | 20-5¼ (1.0) | Mar 18 |
| 4 | Baileh SIMMS | JR | | Oklahoma | 6.15m | 20-2¼ (0.0) | Mar 18 |
| 5 | Cidaea' WOODS | SO | | Tennessee | 6.10m | 20-¼ (0.0) | Mar 17 |
| 5 | Elizabeth DADZIE | JR | | Middle Tennessee | 6.10m | 20-¼ (1.4) | Mar 17 |
| 7 | Shanice STEWART | SR | | Texas Tech | 6.07m | 19-11 (-1) | Mar 17 |
| 7 | Ayana GALES | JR | | UNLV | 6.07m | 19-11 (1.0) | Mar 17 |
| 9 | Alexis PERRY | SR | | NC State | 6.01m | 19-8¼ (1.0) | Mar 18 |
| 9 | Bria MATTHEWS | FR | | Georgia Tech | 6.01mw | 19-8¼ (2.0) | Mar 17 |

Triple Jump

| | | | | | | | |
|----|------------------------|----|--|--------------------|---------|-------------|--------|
| 1 | Asa GARCIA | FR | | Texas | 12.91m | 42-4¼ (1.0) | Mar 17 |
| 2 | Rachel TOLIVER | JR | | Baylor | 12.87mw | 42-2¼ (2.0) | Mar 17 |
| 3 | Porsha THOMAS | SR | | Northwestern State | 12.63m | 41-5¼ (0.0) | Mar 18 |
| 4 | Marie-Josée EBWEA-BILE | FR | | Kentucky | 12.58m | 41-3¼ (-1) | Mar 18 |
| 4 | Antonique BUTLER | JR | | Marshall | 12.58m | 41-3¼ (0.0) | Mar 18 |
| 6 | Javonne ANTOINE | SO | | NC State | 12.54m | 41-1¼ (0.0) | Mar 18 |
| 7 | Jenna STEPHENS | SR | | South Dakota State | 12.44mw | 40-9¼ (2.0) | Mar 18 |
| 8 | Cybil OBIOZOR | SO | | Rice | 12.43mw | 40-9¼ (2.0) | Mar 18 |
| 8 | Zoe ELLIS | JR | | N.C. Central | 12.43m | 40-9¼ (0.0) | Mar 12 |
| 10 | Vania ANANE | JR | | Purdue | 12.40m | 40-8¼ (-0) | Mar 17 |

Shot Put

| | | | | | | | |
|----|--------------------|----|--|---------------------|--------|--------|--------|
| 1 | Raven SAUNDERS | SO | | Mississippi | 18.75m | 61-6¼ | Mar 17 |
| 2 | Chase EALEY | SR | | Oklahoma State | 17.31m | 56-9¼ | Mar 18 |
| 3 | Megan SMITH | SR | | TCU | 17.21m | 56-5¼ | Mar 17 |
| 4 | Nikki OKWELOGU | JR | | Harvard | 17.02m | 55-10¼ | Mar 17 |
| 5 | Cassie WERTMAN | JR | | Tennessee | 16.58m | 54-4¼ | Mar 17 |
| 6 | Claire UKE | SR | | Rice | 16.53m | 54-2¼ | Mar 18 |
| 7 | Tanya SAPA | JR | | Southern California | 16.31m | 53-6¼ | Mar 18 |
| 8 | Talore KELLY | SR | | Texas State | 16.26m | 53-4¼ | Mar 17 |
| 9 | Lloydricia CAMERON | SO | | Florida | 16.07m | 52-8¼ | Mar 18 |
| 10 | Chioma | SR | | Maryland | 16.05m | 52-8 | Mar 18 |

Discus

| | | | | | | | |
|----|-----------------|----|--|----------------------|--------|--------|--------|
| 1 | Madison PACHNER | JR | | BYU | 59.90m | 196-6 | Mar 18 |
| 2 | Valarie ALLMAN | JR | | Stanford | 58.09m | 190-7 | Mar 18 |
| 3 | Tera NOVY | SR | | Southern California | 58.06m | 190-6 | Mar 18 |
| 4 | Raven SAUNDERS | SO | | Mississippi | 56.85m | 186-6 | Mar 17 |
| 5 | Corina COX | JR | | Troy | 56.04m | 183-10 | Mar 17 |
| 6 | Shelbi VAUGHAN | SR | | Texas A&M | 54.91m | 180-2 | Mar 18 |
| 7 | Brianna CUEVA | JR | | Cal State Northridge | 54.83m | 179-10 | Mar 18 |
| 8 | Nikki OKWELOGU | JR | | Harvard | 54.06m | 177-4 | Mar 17 |
| 9 | Haley TEEL | SO | | Alabama | 53.45m | 175-4 | Mar 17 |
| 10 | Adriana BROWN | SO | | Kentucky | 53.18m | 174-5 | Mar 18 |

Hammer

| | | | | | | | |
|----|------------------|----|--|------------------------|--------|-------|--------|
| 1 | Julia REEDY | SR | | Oklahoma | 66.81m | 219-2 | Mar 18 |
| 2 | Sara SAVATOVIC | SR | | Kansas State | 65.00m | 213-3 | Mar 18 |
| 3 | Jermisha FRAZIER | SR | | Southeastern Louisiana | 63.19m | 207-3 | Mar 17 |
| 4 | Maci BINGHAM | SR | | Utah State | 61.63m | 202-2 | Mar 19 |
| 4 | Sarah TOLSON | SR | | Oklahoma | 61.63m | 202-2 | Mar 18 |
| 6 | Beckie FAMUREWA | SR | | Kentucky | 61.57m | 202-0 | Mar 18 |
| 7 | Kayla PADGETT | SR | | East Carolina | 61.47m | 201-8 | Mar 18 |
| 8 | Shelby ASHE | SR | | Georgia | 61.34m | 201-3 | Mar 18 |
| 9 | Ashley JENKINS | SR | | Sam Houston State | 61.32m | 201-2 | Mar 18 |
| 10 | Cortney MILLER | SR | | UNLV | 60.75m | 199-3 | Mar 17 |



NCAA Division I - Top 10 Seeds by Event as of March 23



WOMEN

Javelin

| | | | | | | |
|----|-----------------|----|--------------------|--------|-------|--------|
| 1 | Maggie MALONE | SR | Texas A&M | 60.36m | 198-0 | Mar 18 |
| 2 | Avione ALLGOOD | JR | Oklahoma | 55.69m | 182-8 | Mar 18 |
| 3 | Hannah CARSON | SR | Texas Tech | 54.77m | 179-8 | Mar 17 |
| 3 | Marija BOGAVAC | FR | Kennesaw State | 54.77m | 179-8 | Mar 18 |
| 5 | Elizabeth HERRS | SR | Oklahoma | 53.05m | 174-0 | Mar 18 |
| 6 | Audrey MALONE | SO | Texas A&M | 52.30m | 171-7 | Mar 18 |
| 7 | Jessie MERCKLE | SR | Wake Forest | 52.02m | 170-8 | Mar 18 |
| 8 | Nicolle MURPHY | JR | Minnesota | 51.74m | 169-9 | Mar 18 |
| 9 | Sierra ROSENAU | SR | North Dakota State | 50.53m | 165-9 | Mar 18 |
| 10 | Maria JIMENEZ | SR | Tennessee | 49.19m | 161-4 | Mar 17 |

Heptathlon

| | | | | | | |
|----|------------------|----|----------------|------|--|--------|
| 1 | Gavyn YETTER | JR | Wichita State | 5447 | | Mar 15 |
| 2 | Erin MERKLEY | SR | BYU | 5040 | | Mar 17 |
| 3 | Sarah GRAHAM | SR | South Carolina | 5023 | | Mar 17 |
| 4 | Marteisha CAINES | JR | Wichita State | 5001 | | Mar 15 |
| 5 | Claudia ROJO | FR | Wichita State | 4965 | | Mar 15 |
| 6 | Sierra HAYS | SR | Wichita State | 4895 | | Mar 15 |
| 7 | Paige VADNAIS | SR | Albany | 4825 | | Mar 17 |
| 8 | Khemani ROBERTS | FR | Coppin State | 4727 | | Mar 17 |
| 9 | Stella CLEMENS | FR | UNLV | 4667 | | Mar 17 |
| 10 | Alexus HENRY | FR | UT Arlington | 4662 | | Mar 15 |