



# USTFCCCA NCAA Division I National Team Computer Rankings

as of 4/4/2016 8:43:52 AM

## 2016 Outdoor Track & Field, Week #1

Only those who score >0.01 pts are shown  
D denotes multiple-event rule in affect

MEN

1



Florida

Southeastern Conference

2

Event	Scrd As	Athlete	Yr	Scored Mark	Date	Pl. Pts.	Bonus	TOTAL
-------	---------	---------	----	-------------	------	----------	-------	-------

### Scored bests come from CURRENT season

100m	19	Ryan CLARK	FR	10.26 (1.7)	3/31/16	3.5	0.35	3.85
200m	18	Ryan CLARK	FR	20.59 (2.0)	3/31/16	4	0.47	4.47
400m	4	Kunle FASASI	FR	45.43	3/31/16	24	1.63	25.63
800m	3	Andres ARROYO	JR	1:45.78	3/31/16	26	2.08	28.08
400H	2	Eric FUTCH	JR	49.45	3/25/16	28	2.53	30.53
400H	17	TJ HOLMES	JR	50.56	3/31/16	4.5	0.56	5.06
TJ	10	KeAndre BATES	SO	16.04m 52-7½ (1.5)	3/31/16	12	0.74	12.74
HT	7	Anders ERIKSSON	FR	70.46m 231-2	3/25/16	18	1.41	19.41

### Scored bests come from PRE-SEASON DATA

100m	54	Antwan WRIGHT	SR	10.37w	5/14/15		0.04	0.04
400m	1	Najee GLASS	SR	44.79	4/24/15	30	3.33	33.33
400m	3	Hugh GRAHAM, JR.	RS15	45.29	5/31/14	26	2.00	28.00
400m	25	Arman HALL	SR	46.02	5/2/15	0.95	0.37	1.32
110H	18	Yanick HART	JR	13.68	5/23/15	4	0.51	4.51
4x100	7			38.91	6/13/15	18	1.73	19.73
4x400	1			3:01.60	5/14/15	30	2.47	32.47
LJ	6	KeAndre BATES	SO	7.97m 26-1¾	5/14/15	20	1.68	21.68

Team Total 270.84

2



Oregon

Pac-12 Conference

1

Event	Scrd As	Athlete	Yr	Scored Mark	Date	Pl. Pts.	Bonus	TOTAL
-------	---------	---------	----	-------------	------	----------	-------	-------

### Scored bests come from CURRENT season

100m	48	Devon ALLEN	SO	10.36 (0.7)	3/18/16	0.05	0.07	0.12
200m	42	Devon ALLEN	SO	20.79 (0.0)	3/18/16	0.2	0.11	0.31
5000m	15	Jeremy ELKAIM	SR	13:47.40	4/1/16	6	0.54	6.54
10k	25	Matthew MELANCON	SR	29:05.34	4/1/16	0.95	0.44	1.39
JAV	5	Cody DANIELSON	JR	76.74m 251-9	3/18/16	22	2.08	24.08

### Scored bests come from PRE-SEASON DATA

200m	33	Marcus CHAMBERS	JR	20.71w	4/11/15	0.55	0.25	0.80
400m	2	Marcus CHAMBERS	JR	45.21	5/15/15	28	2.21	30.21
1500m	1	Edward CHESEREK	JR	3:36.50	5/17/14	D 30	2.78	4.78
1500m	16	Blake HANEY	SO	3:40.81	6/13/15	5	0.72	5.72
1500m	32	Niki FRANZMAIR	SO	3:42.48	4/16/15	0.6	0.28	0.88
Steeple	10	Ryan GIL	JR	8:42.46	5/23/15	12	1.11	13.11
Steeple	45	Jackson DARLAND	JR	8:53.91	5/15/15	0.125	0.00	0.13
5000m	1	Edward CHESEREK	JR	13:18.71	6/14/14	30	3.75	33.75
5000m	13	Jake LEINGANG	SO	13:46.64	5/2/15	8	0.60	8.60
5000m	31	Matthew MELANCON	SR	13:52.40	4/16/15	0.65	0.25	0.90
5000m	48	Travis NEUMAN	SO	13:55.41	4/16/15	0.05	0.13	0.18
10k	1	Edward CHESEREK	JR	28:30.18	6/14/14	30	2.35	32.35
10k	32	Travis NEUMAN	SO	29:09.39	4/3/15	0.6	0.28	0.88
110H	1	Devon ALLEN	RS15	13.16 (1.3)	6/14/14	30	3.94	33.94
400H	12	Ben THIEL	JR	50.32	5/15/15	9	0.81	9.81
400H	33	Devon ALLEN	RS15	51.19	5/17/14	0.55	0.10	0.65
4x100	15			39.55	5/23/15	6	0.53	6.53
4x400	18			3:05.14	5/23/15	4	0.58	4.58
PV	43	Cole WALSH	SO	5.25m 17-2¾	5/8/15	0.175	0.00	0.17
LJ	25	Travonn WHITE	SO	7.72m 25-4	1/23/15	0.95	0.24	1.19
LJ	25	Nate MOORE	SO	7.72m 25-4	5/23/15	0.95	0.24	1.19
TJ	25	Nate MOORE	SO	15.77m 51-9	4/16/15	0.95	0.20	1.15
SP	42	Ryan HUNTER-SIMMS	SR	18.30m 60-½	4/30/15	0.2	0.00	0.20
HT	4	Greg SKIPPER	SR	71.25m 233-9	6/13/15	24	1.75	25.75
JAV	43	Jhet JANIS	SO	69.33m 227-5	4/16/15	0.175	0.00	0.17
DEC	11	Mitch MODIN	JR	7,578	4/16/15	10	0.85	10.85
DEC	21	Joe DELGADO	SO	7,337	5/9/15	2.5	0.29	2.79

Team Total 263.69

"Scrd As", short for "Scored As", Standing used for place points portion of performance's score combining preseason data (when applied) to current season data

Numbers in BLACK are both the performance's actual NCAA rank AND "scored as" rank Numbers in RED indicate actual NCAA rank does not exist or is worse than "scored as" rank Numbers in BLUE indicate actual NCAA rank is better than "scored as" rank

USTFCCCA Non-Member

Non-Member Schools Will NOT be ranked, beginning Week 2



# USTFCCCA NCAA Division I National Team Computer Rankings

as of 4/4/2016 8:43:52 AM

## 2016 Outdoor Track & Field, Week #1

Only those who score >0.01 pts are shown  
D denotes multiple-event rule in affect

### MEN

3



**Texas A&M**

Southeastern Conference

▼ 1

Event	Scrd As	Athlete	Yr	Scored Mark	Date	Pl. Pts.	Bonus	TOTAL
Scored bests come from CURRENT season								
100m	36	Devin JENKINS	SR	10.33 (1.6)	3/18/16	0.4	0.15	0.55
200m	20	Fred KERLEY	JR	20.61 (1.3)	3/18/16	3	0.43	3.43
200m	30	Devin JENKINS	SR	20.69 (0.9)	3/24/16	0.7	0.29	0.99
400m	45	Deon HICKEY	JR	46.51	3/18/16	0.125	0.00	0.13
400H	10	Robert GRANT	SO	50.21	3/24/16	12	0.98	12.98
PV	3	Audie WYATT	SO	5.65m 18-6½	3/30/16	26	2.80	28.80
TJ	39	Jeffrey PROTHRO	JR	15.64mw 51-3¾ (3.4)	3/30/16	0.275	0.00	0.28
DISC	24	Jeff BARTLETT	JR	57.41m 188-4	3/24/16	1	0.17	1.17
JAV	1	Ioannis KYRIAZIS	SO	81.87m 268-7	3/30/16	30	4.82	34.82
JAV	22	Sam HARDIN	SO	72.37m 237-5	3/18/16	2	0.34	2.34
DEC	36	Daniel MARTIN	SR	7,154	3/30/16	0.4	0.00	0.40
Scored bests come from PRE-SEASON DATA								
400m	35	Fred KERLEY	JR-NC	46.38	5/16/14	0.45	0.06	0.51
800m	23	Hector HERNANDEZ	SR	1:47.75	5/14/15	1.5	0.37	1.87
5000m	63	Cameron VILLARREAL	JR	13:57.91	4/3/15		0.04	0.04
10k	33	Austin WELLS	JR	29:09.88	4/3/15	0.55	0.26	0.81
400H	31	Aikan GRAHAM	SR	51.14	5/14/15	0.65	0.13	0.78
4x100	4			38.74	5/14/15	24	2.18	26.18
4x400	4			3:02.19	3/25/15	24	2.12	26.12
HJ	36	Samuel MCSWAIN	JR	2.15m 7-½	4/18/15	0.4	0.02	0.42
PV	12	Chase WOLFLE	SR	5.40m 17-8½	6/13/15	9	0.50	9.50
LJ	3	Will WILLIAMS		8.03m 26-4¾	5/2/15	26	2.30	28.30
LJ	12	Latario COLLIE	SR	7.86mw 25-9¾	4/3/15	9	0.84	9.84
TJ	1	Latario COLLIE	SR	17.25mw 56-7¾	5/14/15	30	5.90	35.90
TJ	16	Lathone COLLIE	SR	15.97m 52-4¾	3/20/15	5	0.54	5.54
Team Total								231.69

4



**Texas**

Big 12 Conference

▲ 3

Event	Scrd As	Athlete	Yr	Scored Mark	Date	Pl. Pts.	Bonus	TOTAL
Scored bests come from CURRENT season								
100m	30	Aldrich BAILEY JR.	JR	10.31w (3.0)	3/30/16	0.7	0.21	0.91
1500m	45	Alex ROGERS	FR	3:43.25c 4:01.11(1)	3/30/16	0.125	0.16	0.28
400H	3	Byron ROBINSON	JR	49.48	3/25/16	26	2.46	28.46
4x100	8	Anumnu, Bailey Jr., Bilderback, Givans		39.18	3/30/16	16	1.17	17.17
4x400	3	Irvin, Robinson, Bailey Jr., Bilderback		3:02.18	3/30/16	26	2.12	28.12
HJ	43	Spencer MCCLOUD	SO	2.14m 7-¾	3/30/16	0.175	0.00	0.17
PV	25	Blake SCOTT	FR	5.31m 17-5	3/30/16	0.95	0.07	1.02
PV	43	Barrett POTH	FR	5.25m 17-2¾	3/17/16	0.175	0.00	0.17
DISC	48	Brian PETERSON	FR	55.59m 182-4	3/30/16	0.05	0.00	0.05
DEC	40	Reese THOMPSON	FR	7,136	3/30/16	0.25	0.00	0.25
Scored bests come from PRE-SEASON DATA								
100m	5	Senoj-Jay GIVANS	JR	9.97w	6/13/15	22	2.10	24.10
100m	21	Aldrich BAILEY, JR.	JR	10.28	5/2/15	2.5	0.29	2.79
100m	26	Charles ANUMNU	JR	10.30w	3/25/15	0.9	0.23	1.13
200m	7	Aldrich BAILEY, JR.	JR	20.30	5/2/15	18	1.53	19.53
200m	12	Senoj-Jay GIVANS	JR	20.47	6/13/15	9	0.78	9.78
200m	30	Charles ANUMNU	JR	20.69	5/15/15	0.7	0.29	0.99
400m	8	Zack BILDERBACK	SR	45.53	6/13/15	16	1.37	17.37
400m	14	Aldrich BAILEY, JR.	JR	45.74	5/31/14	7	0.83	7.83
400m	41	Christopher IRVIN	JR	46.46	4/11/15	0.225	0.00	0.22
110H	4	Spencer DUNKERLEY-OFFOR	JR	13.45w	6/13/15	24	1.80	25.80
400H	40	Max DORDEVIC	SO	51.34	4/11/15	0.25	0.00	0.25
PV	6	Reese WATSON	SR	5.60m 18-4½	5/2/15	20	2.09	22.09
JAV	30	Fabian DOHMANN	JR	70.86m 232-5	3/25/15	0.7	0.00	0.70
DEC	8	Wolf MAHLER	JR	7,650	6/13/15	16	1.16	17.16
Team Total								226.34

"Scrd As", short for "Scored As", Standing used for place points portion of performance's score combining preseason data (when applied) to current season data

Numbers in BLACK are both the performance's actual NCAA rank AND "scored as" rank Numbers in RED indicate actual NCAA rank does not exist or is worse than "scored as" rank Numbers in BLUE indicate actual NCAA rank is better than "scored as" rank

USTFCCCA Non-Member

Non-Member Schools Will NOT be ranked, beginning Week 2



# USTFCCCA NCAA Division I National Team Computer Rankings

as of 4/4/2016 8:43:52 AM

## 2016 Outdoor Track & Field, Week #1

Only those who score >0.01 pts are shown  
D denotes multiple-event rule in affect

### MEN

5



LSU

Southeastern Conference

▼ 1

Event	Scrd As	Athlete	Yr	Scored	Mark	Date	Pl. Pts.	Bonus	TOTAL
Scored bests come from CURRENT season									
▶ 200m	15	Tinashe MUTANGA	JR	20.52	(0.5)	3/25/16	6	0.60	6.60
▶ 200m	30	Jaron FLOURNOY	FR	20.69	(0.5)	3/25/16	0.7	0.29	0.99
▶ HT	23	Johnnie JACKSON	JR	66.17m	217-1	3/30/16	1.5	0.22	1.72
▶ HT	37	Patrick GEERS	SR	64.63m	212-0	3/25/16	0.35	0.00	0.35
Scored bests come from PRE-SEASON DATA									
▶ 100m	10	Tremayne ACY	JR	10.12w		3/25/15	12	0.98	12.98
▶ 200m	1	Tremayne ACY	JR	20.04w		6/13/15	30	3.00	33.00
▶ 200m	10	Renard HOWELL	JR-NC	20.46w		5/23/15	12	0.81	12.81
▶ 400m	4	Michael CHERRY	JR	45.43		5/14/15	24	1.63	25.63
▶ 400m	11	LaMar BRUTON	JR	45.67		5/23/15	10	1.01	11.01
▶ 400m	17	Fitzroy DUNKLEY	SR	45.78		5/14/15	4.5	0.75	5.25
▶ 400m	31	Cyril GRAYSON	SR	46.23		4/11/15	0.65	0.19	0.84
▶ 800m	11	Blair HENDERSON	JR	1:47.03		5/2/15	10	0.86	10.86
▶ 110H	6	Jordan MOORE	JR	13.47		5/14/15	20	1.65	21.65
▶ 4x100	3			38.62		6/13/15	26	2.50	28.50
▶ 4x400	2			3:01.63		5/14/15	28	2.46	30.46
▶ TJ	49	Jonathan PITT	JR	15.49mw	50-10	4/18/15	0.025	0.00	0.03
Team Total								202.69	

6



Virginia

Atlantic Coast Conference

▲ 2

Event	Scrd As	Athlete	Yr	Scored	Mark	Date	Pl. Pts.	Bonus	TOTAL
Scored bests come from CURRENT season									
▶ 1500m	2	Henry WYNNE	JR	3:38.35		3/31/16	28	1.87	29.87
▶ SP	30	Oghenakpobo EFEKORO	FR	18.59m	61-0	3/31/16	0.7	0.12	0.82
▶ HT	9	Hilmar ORN JONSSON	FR	70.05m	229-10	3/31/16	14	1.23	15.23
Scored bests come from PRE-SEASON DATA									
▶ 1500m	17	Mike MARSELLA	JR	3:41.35		4/17/15	4.5	0.54	5.04
▶ Steeple	26	Adam VISOKAY	JR	8:49.28		5/14/15	0.9	0.33	1.23
▶ Steeple	42	William GRAY		8:53.23		5/31/14	0.2	0.04	0.24
▶ 10k	30	Zach HERRIOTT	JR	29:08.17		4/3/15	0.7	0.33	1.03
▶ 10k	38	Adam VISOKAY	JR	29:11.13		4/17/15	0.3	0.23	0.53
▶ SP	1	Filip MIHALJEVIC	JR	20.16m	66-1½	4/17/15	30	3.17	33.17
▶ SP	6	Jordan YOUNG	JR	19.80m	64-11½	4/17/15	20	2.09	22.09
▶ DISC	2	Filip MIHALJEVIC	JR	63.11m	207-0	4/23/15	28	3.06	31.06
▶ DISC	3	Jordan YOUNG	JR	62.27m	204-3	5/23/15	26	2.36	28.36
▶ HT	6	Jordan YOUNG	JR	70.73m	232-0	5/23/15	20	1.53	21.53
▶ DEC	32	Jack LINT	SO	7,179		5/14/15	0.6	0.00	0.60
Team Total								190.79	

"Scrd As", short for "Scored As", Standing used for place points portion of performance's score combining preseason data (when applied) to current season data

Numbers in BLACK are both the performance's actual NCAA rank AND "scored as" rank Numbers in RED indicate actual NCAA rank does not exist or is worse than "scored as" rank Numbers in BLUE indicate actual NCAA rank is better than "scored as" rank

USTFCCCA Non-Member

Non-Member Schools Will NOT be ranked, beginning Week 2



# USTFCCCA NCAA Division I National Team Computer Rankings

as of 4/4/2016 8:43:52 AM

## 2016 Outdoor Track & Field, Week #1

Only those who score >0.01 pts are shown  
D denotes multiple-event rule in affect

### MEN

7



Arkansas

Southeastern Conference

▼ 2

Event	Scrd As	Athlete	Yr	Scored Mark	Date	Pl. Pts.	Bonus	TOTAL
-------	---------	---------	----	-------------	------	----------	-------	-------

#### Scored bests come from CURRENT season

▶ 5000m	20	Alex GEORGE	FR	13:49.46	4/1/16	3	0.38	3.38
▶ 5000m	39	Jack BRUCE	SO	13:54.15	4/1/16	0.275	0.18	0.45
▶ 10k	18	Gabe GONZALEZ	SR	29:01.62	4/1/16	4	0.59	4.59
▶ 400H	21	Kemar MOWATT	SO	50.66	3/30/16	2.5	0.48	2.98
▶ 400H	25	Larry DONALD	SO	50.90	3/30/16	0.95	0.31	1.26
▶ DEC	17	Brad CULP	JR	7,438	3/25/16	4.5	0.52	5.02
▶ DEC	22	Lane AUSTELL	SR	7,298	3/25/16	2	0.20	2.20
▶ DEC	24	Derek JACOBUS	JR	7,281	3/25/16	1	0.16	1.16

#### Scored bests come from PRE-SEASON DATA

▶ 100m	2	Jarrior LAWSON	SR	9.90w	6/13/15	28	2.72	30.72
▶ 100m	30	Josh WASHINGTON	JR-NC	10.31w	4/11/15	0.7	0.21	0.91
▶ 100m	34	Kenzo COTTON	SO	10.32w	5/14/15	0.5	0.18	0.68
▶ 200m	48	Kenzo COTTON	SO	20.82	5/1/15	0.05	0.05	0.10
▶ 400m	24	Marqueze WASHINGTON	SR	45.99	5/1/15	1	0.39	1.39
▶ 1500m	35	Austen DALQUIST		3:42.70	6/4/15	0.45	0.25	0.70
▶ Steeple	15	Frankline TONUI	JR	8:45.91	5/2/15	6	0.60	6.60
▶ 10k	46	Frankline TONUI	JR	29:14.79	4/3/15	0.1	0.15	0.25
▶ 110H	49	Davon ANDERSON	SO	14.03	5/15/15	0.025	0.00	0.03
▶ 4x100	1			38.47	6/13/15	30	2.91	32.91
▶ 4x400	10			3:04.06	5/23/15	12	1.01	13.01
▶ HJ	9	Ken LEGASSEY	JR	2.20m	7-2½	14	0.88	14.88
▶ LJ	1	Jarrior LAWSON	SR	8.34m	27-4½	30	5.54	35.54
▶ LJ	12	Andreas TRAJKOVSKI-SOERESSEN	JR-NC	7.86m	25-9½	9	0.84	9.84
▶ TJ	7	Clive PULLEN	JR	16.16mw	53-¾	18	1.15	19.15

Team Total 187.75

8



Alabama

Southeastern Conference

▼ 2

Event	Scrd As	Athlete	Yr	Scored Mark	Date	Pl. Pts.	Bonus	TOTAL
-------	---------	---------	----	-------------	------	----------	-------	-------

#### Scored bests come from CURRENT season

▶ 100m	21	Tadashi PINDER	SR	10.28	(1.8)	3/31/16	2.5	0.29	2.79
▶ 200m	3	Ahmed ALI	SR	20.16	(2.0)	3/31/16	26	2.32	28.32
▶ 10k	55	Antibahs KOSGEI	JR	29:19.63		4/1/16		0.06	0.06
▶ SP	24	Kord FERGUSON	FR	18.68m	61-3¾	3/25/16	1	0.22	1.22
▶ SP	28	Kyle FELPEL	JR	18.61m	61-¾	3/31/16	0.8	0.14	0.94
▶ DISC	7	Hayden REED	JR	60.83m	199-7	3/31/16	18	1.37	19.37
▶ DISC	10	Joe WILLIAMS	JR	60.40m	198-2	3/31/16	12	1.13	13.13
▶ DISC	11	Kord FERGUSON	FR	60.13m	197-3	3/31/16	10	0.97	10.97
▶ DISC	38	Daniel HAUGH	FR	56.02m	183-9	3/31/16	0.3	0.00	0.30
▶ HT	16	Elias HAKANSSON	JR	68.12m	223-6	3/17/16	5	0.66	5.66
▶ HT	25	Daniel HAUGH	FR	65.81m	215-11	3/17/16	0.95	0.14	1.09
▶ JAV	9	McLean LIPSCHUTZ	JR	74.37m	244-0	3/17/16	14	0.98	14.98

#### Scored bests come from PRE-SEASON DATA

▶ 100m	26	Ahmed ALI	SR	10.30w		5/14/15	0.9	0.23	1.13
▶ 400m	11	Steven GAYLE	SR	45.67		5/14/15	10	1.01	11.01
▶ 800m	9	Jacopo LAHBI	JR	1:46.79		5/14/15	14	1.04	15.04
▶ 4x100	6			38.87		5/14/15	20	1.84	21.84
▶ 4x400	16			3:04.57		5/14/15	5	0.81	5.81
▶ HJ	27	Justin FONDREN	SR	2.16m	7-1	4/2/15	0.85	0.16	1.01
▶ TJ	8	Jeremiah GREEN	JR	16.15m	53-0	4/2/15	16	1.11	17.11

Team Total 171.78

"Scrd As", short for "Scored As", Standing used for place points portion of performance's score combining preseason data (when applied) to current season data

Numbers in BLACK are both the performance's actual NCAA rank AND "scored as" rank Numbers in RED indicate actual NCAA rank does not exist or is worse than "scored as" rank Numbers in BLUE indicate actual NCAA rank is better than "scored as" rank

USTFCCCA Non-Member

Non-Member Schools Will NOT be ranked, beginning Week 2



# USTFCCCA NCAA Division I National Team Computer Rankings

as of 4/4/2016 8:43:52 AM

## 2016 Outdoor Track & Field, Week #1

Only those who score >0.01 pts are shown  
D denotes multiple-event rule in affect

MEN

9



**South Carolina**  
Southeastern Conference

▲ 1

Event	Scrd As	Athlete	Yr	Scored Mark	Date	Pl. Pts.	Bonus	TOTAL
Scored bests come from CURRENT season								
100m	40	Jr, David WINTERS	JR	10.34 (1.7)	3/31/16	0.25	0.12	0.37
200m	26	Ncincilli TITI	SO	20.68 (2.0)	3/31/16	0.9	0.31	1.21
110H	8	Isaiah MOORE	SO	13.54w (2.3)	3/31/16	16	1.16	17.16
SP	15	Josh AWOTUNDE	SO	18.89m 61-11½	3/17/16	6	0.48	6.48
HT	28	Clarence GALLOP	JR	65.45m 214-8	3/31/16	0.8	0.06	0.86
JAV	41	Kaleb ZUIDEMA	JR	69.58m 228-3	3/17/16	0.225	0.00	0.22
Scored bests come from PRE-SEASON DATA								
110H	5	Dondre ECHOLS	SR	13.46	5/14/15	22	1.73	23.73
110H	21	Jermaine COLLIER	SR	13.73	5/14/15	2.5	0.39	2.89
400H	7	Jussi KANERVO	JR	49.78	4/10/15	18	1.77	19.77
4x100	16			39.56	5/14/15	5	0.51	5.51
4x400	7			3:03.13	5/14/15	18	1.55	19.55
TJ	4	Michael WAMER	JR	16.47m 54-½	4/2/15	24	2.18	26.18
DISC	17	Olayinka [Josh] AWOTUNDE	SO	58.31m 191-3	4/23/15	4.5	0.43	4.93
DEC	13	Markus LEEMET	JR	7,549	6/13/15	8	0.77	8.77
Team Total								137.64

10



**Illinois**  
Big Ten Conference

▼ 1

Event	Scrd As	Athlete	Yr	Scored Mark	Date	Pl. Pts.	Bonus	TOTAL
Scored bests come from CURRENT season								
10k	35	Ian BARNETT	SR	29:10.83	4/1/16	0.45	0.23	0.68
Scored bests come from PRE-SEASON DATA								
800m	25	Joe MCASEY	SR	1:47.91	5/2/15	0.95	0.31	1.26
Steeple	8	Dylan LAFOND	SR	8:41.11	6/13/15	16	1.31	17.31
5000m	52	Ian BARNETT	SR	13:56.16	4/22/15		0.10	0.10
110H	7	Cam VINEY	SR	13.52w	5/15/15	18	1.30	19.30
110H	9	David KENDZIERA	JR	13.56w	5/23/15	14	1.07	15.07
400H	4	David KENDZIERA	JR	49.56	6/13/15	24	2.27	26.27
400H	8	Cam VINEY	SR	49.92	4/11/15	16	1.46	17.46
4x100	12			39.36	6/13/15	9	0.85	9.85
4x400	6			3:03.11	5/23/15	20	1.57	21.57
HJ	20	Jonathan WELLS	SO	2.17m 7-1½	5/15/15	3	0.30	3.30
Team Total								132.17

11



**Georgia**  
Southeastern Conference

unch

Event	Scrd As	Athlete	Yr	Scored Mark	Date	Pl. Pts.	Bonus	TOTAL
Scored bests come from CURRENT season								
200m	23	Maurice FREEMAN	JR	20.64w (2.4)	3/31/16	1.5	0.38	1.88
200m	45	Raytez JENKINS	SO	20.81 (2.0)	3/31/16	0.125	0.07	0.19
400m	16	Maurice FREEMAN	JR	45.77	3/25/16	5	0.77	5.77
800m	45	Kisean SMITH	SR	1:48.61	3/31/16	0.125	0.08	0.20
4x100	27	Okoye, Jenkins, Glover, Freeman		39.80	3/25/16	0.85	0.29	1.14
SP	4	Ashinia MILLER	SR	19.85m 65-1½	3/18/16	24	2.21	26.21
SP	20	Denzel COMENENTIA	FR	18.78m 61-7½	3/31/16	3	0.34	3.34
HT	12	Denzel COMENENTIA	FR	69.42m 227-9	3/31/16	9	0.96	9.96
Scored bests come from PRE-SEASON DATA								
800m	33	Christian HARRISON	SR	1:48.25	5/14/15	0.55	0.20	0.75
4x400	13			3:04.37	5/14/15	8	0.89	8.89
HJ	18	Maicel UIBO	SR	2.18m 7-1½	5/14/15	4	0.44	4.44
LJ	19	Jamario CALHOUN	SR	7.78m 25-6¼	5/9/15	3.5	0.45	3.95
HT	8	Alex POURSANIDIS	JR	70.08m 229-11	4/2/15	16	1.24	17.24
HT	24	Alex LARSSON	JR	65.84m 216-0	5/23/15	1	0.15	1.15
DEC	1	Maicel UIBO	SR	8,356	6/13/15	30	5.48	35.48
DEC	15	Karl SALURI	RS15	7,497	3/26/14	6	0.65	6.65
DEC	20	Devon WILLIAMS	JR	7,341	4/8/15	3	0.30	3.30
Team Total								130.55

"Scrd As", short for "Scored As", Standing used for place points portion of performance's score combining preseason data (when applied) to current season data

Numbers in BLACK are both the performance's actual NCAA rank AND "scored as" rank Numbers in RED indicate actual NCAA rank does not exist or is worse than "scored as" rank Numbers in BLUE indicate actual NCAA rank is better than "scored as" rank

USTFCCCA Non-Member

Non-Member Schools Will NOT be ranked, beginning Week 2



## USTFCCCA NCAA Division I National Team Computer Rankings

as of 4/4/2016 8:43:53 AM

## 2016 Outdoor Track &amp; Field, Week #1

Only those who score >0.01 pts are shown  
D denotes multiple-event rule in affect

## MEN

12



Texas Tech

Big 12 Conference

▲ 6

Event	Scrd As	Athlete	Yr	Scored Mark	Date	Pl. Pts.	Bonus	TOTAL
Scored bests come from CURRENT season								
400H	19	JW SMITH	JR	50.60cA	50.49	3/24/16	3.5 0.53	4.03
4x100	30	Caldwell, Hudson, McBride, Richards III		39.86cA	39.74	3/24/16	0.7 0.24	0.94
HJ	1	Trey CULVER	SO	2.26m	7-5	3/30/16	30 2.96	32.96
PV	25	Brandon BRAY	FR	5.31m	17-5	3/30/16	0.95 0.07	1.02
LJ	15	Charles BROWN	FR	7.83m	25-8½ (1.6)	3/24/16	6 0.63	6.63
Scored bests come from PRE-SEASON DATA								
200m	35	Elroy MCBRIDE	SR	20.74w		4/30/15	0.45 0.20	0.65
200m	45	Nigel BETHEL	SO	20.81		5/15/15	0.125 0.07	0.19
400m	10	Joseph RICHARDS III	SR	45.61		4/11/15	12 1.16	13.16
400m	21	Steven CHAMPLIN	SO	45.92		4/11/15	2.5 0.51	3.01
400m	31	Kyle COLLINS	JR	46.23		4/11/15	0.65 0.19	0.84
110H	9	Chris CALDWELL	SR	13.56w		5/15/15	14 1.07	15.07
110H	47	Darien TENNON	JR	14.01w		4/30/15	0.075 0.00	0.08
400H	33	Darien TENNON	JR	51.19		4/18/15	0.55 0.10	0.65
4x400	8			3:03.47		3/25/15	16 1.35	17.35
HJ	2	Bradley ADKINS	SR	2.25m	7-4½	6/13/15	28 2.55	30.55
Team Total								127.11

13



Southern California

Pac-12 Conference

▲ 3

Event	Scrd As	Athlete	Yr	Scored Mark	Date	Pl. Pts.	Bonus	TOTAL
Scored bests come from CURRENT season								
400m	9	Ricky MORGAN JR	SO	45.54		3/25/16	14 1.35	15.35
LJ	46	Dominic SMALLWOOD	SO	7.56mw	24-9½ (2.9)	3/25/16	0.1 0.00	0.10
SP	19	Matthew KATNIK	FR	18.79m	61-7½	3/18/16	3.5 0.36	3.86
Scored bests come from PRE-SEASON DATA								
100m	54	Just'N THYMES	SR	10.37		4/11/15	0.04	0.04
200m	10	Just'N THYMES	SR	20.46		4/2/15	12 0.81	12.81
800m	31	Robert FORD	SO	1:48.12		5/23/15	0.65 0.24	0.89
110H	25	Marquis MORRIS	SO	13.77		5/23/15	0.95 0.30	1.25
4x100	5			38.75		6/13/15	22 2.16	24.16
HJ	5	Randall CUNNINGHAM	SO	2.24m	7-4½	4/2/15	22 2.14	24.14
LJ	7	Adoree JACKSON	SO	7.91m	25-11½	6/13/15	18 1.19	19.19
SP	9	Nicholas PONZIO	SO	19.53m	64-1	6/13/15	14 1.46	15.46
DISC	33	Nicholas PONZIO	SO	56.47m	185-3	5/3/15	0.55 0.00	0.55
Team Total								117.78

14



Tulsa

American Athletic Conference

▲ 1

Event	Scrd As	Athlete	Yr	Scored Mark	Date	Pl. Pts.	Bonus	TOTAL
Scored bests come from CURRENT season								
10k	34	Luke TRAYNOR	JR	29:10.19	4/1/16	0.5 0.25		0.75
Scored bests come from PRE-SEASON DATA								
100m	6	Bryce ROBINSON	SR	9.99w	4/30/15	20 1.92		21.92
200m	5	Bryce ROBINSON	SR	20.29w	5/23/15	22 1.58		23.58
800m	40	Elijah SILVA	JR	1:48.54	5/2/15	0.25 0.10		0.35
800m	46	Simon GREINER	SR	1:48.78	5/23/15	0.1 0.02		0.12
5000m	6	Marc SCOTT	JR	13:36.81	5/2/15	20 1.58		21.58
10k	2	Marc SCOTT	JR	28:30.33	4/3/15	28 2.34		30.34
10k	7	Tim RACKERS	SR	28:52.57	4/3/15	18 0.97		18.97
Team Total								117.62

15



Ohio State

Big Ten Conference

▼ 2

Event	Scrd As	Athlete	Yr	Scored Mark	Date	Pl. Pts.	Bonus	TOTAL
Scored bests come from CURRENT season								
400m	28	Nick GRAY	FR	46.16	3/25/16	0.8 0.25		1.05
4x100	49	Gibson, Gray, Jackson, Bazile		40.43	3/17/16	0.025 0.00		0.03
LJ	28	Zack BAZILE	SO	7.69mw	25-2¾ (2.6)	3/25/16	0.8 0.13	0.93
Scored bests come from PRE-SEASON DATA								
400m	6	Darrell BUSH	SR	45.49	4/11/15	20 1.48		21.48
400m	45	Champ PAGE	SR	46.51	5/1/15	0.125 0.00		0.13
110H	17	Donovan ROBERTSON	JR	13.62w	5/15/15	4.5 0.78		5.28
400H	14	Antonio BLANKS	SR	50.35	5/23/15	7 0.77		7.77
4x400	5			3:02.67	5/23/15	22 1.83		23.83
SP	1	JC MURASKY	SR	20.16m	66-1¾	5/15/15	30 3.17	33.17
HT	49	Aaron ZEDELLA	JR	63.07m	206-11	5/15/15	0.025 0.00	0.03
JAV	8	Bill STANLEY	RS15	74.38m	244-0	3/28/14	16 0.98	16.98
Team Total								110.67

"Scrd As", short for "Scored As", Standing used for place points portion of performance's score combining preseason data (when applied) to current season data

Numbers in BLACK are both the performance's actual NCAA rank AND "scored as" rank Numbers in RED indicate actual NCAA rank does not exist or is worse than "scored as" rank Numbers in BLUE indicate actual NCAA rank is better than "scored as" rank

USTFCCCA Non-Member

Non-Member Schools Will NOT be ranked, beginning Week 2





# USTFCCCA NCAA Division I National Team Computer Rankings

as of 4/4/2016 8:43:53 AM

## 2016 Outdoor Track & Field, Week #1

Only those who score >0.01 pts are shown  
D denotes multiple-event rule in affect

### MEN

# 16



## Stanford

### Pac-12 Conference

# ▼ 4

Event	Scrd As	Athlete	Yr	Scored Mark	Date	Pl. Pts.	Bonus	TOTAL
Scored bests come from CURRENT season								
▶ DEC	5	Harrison WILLIAMS	SO	7,842	3/30/16	22	2.13	24.13
Scored bests come from PRE-SEASON DATA								
▶ 1500m	10	Sean MCGORTY	SO	3:40.62	4/11/15	12	0.78	12.78
▶ 1500m	37	Collin LEIBOLD	SR	3:42.80	4/17/15	0.35	0.23	0.58
▶ 1500m	37	Thomas COYLE	SO	3:42.80	5/15/15	0.35	0.23	0.58
▶ 1500m	50	Justin BRINKLEY	SR	3:43.48	5/2/15	0.01	0.12	0.13
▶ 5000m	12	Jack KEELAN	SO	13:45.82	5/2/15	9	0.66	9.66
▶ 5000m	16	Sean MCGORTY	SO	13:48.13	5/2/15	D 5	0.49	2.49
▶ 5000m	24	Jim ROSA	RS15	13:50.55	5/17/14	1	0.32	1.32
▶ 5000m	38	Collin LEIBOLD	SR	13:54.05	5/23/15	0.3	0.18	0.48
▶ 5000m	41	Garrett SWEATT	JR	13:54.40	5/2/15	0.225	0.17	0.40
▶ 10k	6	Garrett SWEATT	JR	28:51.56	4/3/15	20	1.03	21.03
▶ 10k	13	Jim ROSA	RS15	28:57.51	6/14/14	8	0.76	8.76
▶ 400H	44	Jackson SHUMWAY	SR	51.45	5/15/15	0.15	0.00	0.15
▶ PV	8	Dylan DUVIO	JR	5.53m 18-1½	5/2/15	16	1.39	17.39
▶ PV	41	Garrett STARKEY	JR	5.26m 17-3	4/11/15	0.225	0.00	0.22
▶ TJ	13	Darian BROOKS	SR	15.99m 52-5½	4/11/15	8	0.58	8.58
Team Total								108.68

# 17



## Penn State

### Big Ten Conference

# ▲ 2

Event	Scrd As	Athlete	Yr	Scored Mark	Date	Pl. Pts.	Bonus	TOTAL
Scored bests come from CURRENT season								
▶ 800m	6	Isaiah HARRIS	FR	1:46.05	3/31/16	20	1.80	21.80
▶ 4x100	33	Smith, Chisena, Moffett, Porter		39.92	3/25/16	0.55	0.19	0.74
▶ TJ	28	Brian LEAP	SR	15.76m 51-8½ (0.2)	3/25/16	0.8	0.18	0.98
Scored bests come from PRE-SEASON DATA								
▶ 800m	2	Brannon KIDDER	SR	1:45.58	5/2/15	28	2.29	30.29
▶ 800m	40	Robby CREESE	SR	1:48.54	4/2/15	0.25	0.10	0.35
▶ 1500m	5	Robby CREESE	SR	3:39.02	5/2/15	22	1.54	23.54
▶ JAV	11	Michael SHUEY	SR	73.98m 242-8	4/18/15	10	0.80	10.80
▶ JAV	39	Ryan KERR	JR	69.84m 229-1	5/15/15	0.275	0.00	0.28
▶ DEC	7	Robert CARDINA	RS15	7,666	6/13/14	18	1.23	19.23
Team Total								108.01

# 18



## Colorado

### Pac-12 Conference

# ▲ 4

Event	Scrd As	Athlete	Yr	Scored Mark	Date	Pl. Pts.	Bonus	TOTAL
Scored bests come from CURRENT season								
▶ Steeple	9	Connor WINTER	SR	8:42.44	4/1/16	14	1.11	15.11
▶ 5000m	18	John DRESSEL	FR	13:48.88	4/1/16	4	0.43	4.43
Scored bests come from PRE-SEASON DATA								
▶ 1500m	20	Ben SAAREL	JR	3:41.85	5/15/15	3	0.39	3.39
▶ 1500m	34	Ammar MOUSSA	SR	3:42.68	5/2/15	0.5	0.25	0.75
▶ 1500m	42	Zach PERRIN	SO	3:43.00	5/15/15	0.2	0.20	0.40
▶ 1500m	46	Morgan PEARSON	SR	3:43.31	5/2/15	0.1	0.15	0.25
▶ 1500m	47	Connor WINTER	SR	3:43.34	4/3/15	0.075	0.14	0.22
▶ Steeple	25	Adam PETERMAN	SO	8:48.68	4/16/15	0.95	0.37	1.32
▶ 5000m	5	Morgan PEARSON	SR	13:36.22	4/16/15	22	1.65	23.65
▶ 5000m	7	Pierce MURPHY	SR	13:37.05	5/2/15	18	1.56	19.56
▶ 5000m	8	Ammar MOUSSA	SR	13:41.87	4/16/15	16	1.00	17.00
▶ 10k	8	Pierce MURPHY	SR	28:52.70	4/3/15	16	0.96	16.96
Team Total								103.02

# 19



## Virginia Tech

### Atlantic Coast Conference

# ▼ 5

Event	Scrd As	Athlete	Yr	Scored Mark	Date	Pl. Pts.	Bonus	TOTAL
Scored bests come from CURRENT season								
▶ PV	6	Torben LAIDIG	SO	5.60m 18-4½	3/30/16	20	2.09	22.09
▶ PV	20	Deakin VOLZ	FR	5.35m 17-6½	3/30/16	3	0.26	3.26
▶ PV	25	Brad JOHNSON	JR	5.31m 17-5	3/30/16	0.95	0.07	1.02
▶ DISC	9	Marek BARTA	SO	60.51m 198-6	3/31/16	14	1.19	15.19
▶ DISC	38	Jordan ROACH	SR	56.02m 183-9	3/31/16	0.3	0.00	0.30
Scored bests come from PRE-SEASON DATA								
▶ 800m	37	Patrick JOSEPH	JR	1:48.44	5/14/15	0.35	0.14	0.49
▶ Steeple	11	Stuart ROBERTSON	JR	8:42.73	5/14/15	10	1.07	11.07
▶ Steeple	27	Darren BARLOW	SR	8:49.34	5/14/15	0.85	0.32	1.17
▶ Steeple	44	Daniel JASKOWAK	JR	8:53.76	5/14/15	0.15	0.01	0.16
▶ 5000m	11	Thomas CURTIN	SR	13:44.03	5/2/15	10	0.80	10.80
▶ PV	10	Chris UHLE	SR	5.41m 17-9	4/9/15	12	0.55	12.55
▶ LJ	9	Manuel ZIEGLER	SR	7.88mw 25-10½	4/17/15	14	0.98	14.98
▶ HT	14	Tomas KRUIZIAK	SR	69.10m 226-8	6/13/15	7	0.88	7.88
▶ JAV	37	Jaka MUHAR	JR	70.08m 229-11	4/17/15	0.35	0.00	0.35
Team Total								101.29

"Scrd As", short for "Scored As", Standing used for place points portion of performance's score combining preseason data (when applied) to current season data

Numbers in BLACK are both the performance's actual NCAA rank AND "scored as" rank Numbers in RED indicate actual NCAA rank does not exist or is worse than "scored as" rank Numbers in BLUE indicate actual NCAA rank is better than "scored as" rank

USTFCCCA Non-Member

Non-Member Schools Will NOT be ranked, beginning Week 2



# USTFCCCA NCAA Division I National Team Computer Rankings

as of 4/4/2016 8:43:53 AM

## 2016 Outdoor Track & Field, Week #1

Only those who score >0.01 pts are shown  
D denotes multiple-event rule in affect

### MEN

# 20



## North Carolina Atlantic Coast Conference

▼ 3

Event	Scrd As	Athlete	Yr	Scored Mark		Date	Pl. Pts.	Bonus	TOTAL
Scored bests come from CURRENT season									
▶ 5000m	43	Mark DERRICK	JR	13:54.71		3/25/16	0.175	0.16	0.33
▶ JAV	29	Houston SUMMERS	SR	71.01m	232-11	4/1/16	0.75	0.01	0.76
Scored bests come from PRE-SEASON DATA									
▶ 200m	22	Ceo WAYS	JR	20.63		5/14/15	D	2	0.40
▶ 400m	6	Ceo WAYS	JR	45.49		6/13/15		20	1.48
▶ 400m	39	Javonte LIPSEY	SR	46.43		5/14/15		0.275	0.02
▶ 400H	5	Kenny SELMON	SO	49.60		5/14/15		22	2.18
▶ 400H	6	Javonte LIPSEY	SR	49.65		5/14/15		20	2.07
▶ 400H	9	Rilwan ALOWONLE	SR	50.02		5/14/15		14	1.26
▶ 4x400	10			3:04.06		4/24/15		12	1.01
▶ HT	28	AJ HICKS	SR	65.45m	214-8	5/14/15		0.8	0.06
▶ DEC	43	Paul HALEY	SR	7,098		5/14/15		0.175	0.00
Team Total								100.82	

# 21



## Oklahoma State Big 12 Conference

▲ 15

Event	Scrd As	Athlete	Yr	Scored Mark	Date	Pl. Pts.	Bonus	TOTAL	
Scored bests come from CURRENT season									
▶ 5000m	28	Cerake GEBERKIDANE	SO	13:51.79	4/1/16	0.8	0.27	1.07	
Scored bests come from PRE-SEASON DATA									
▶ 100m	3	John TEETERS	SR	9.95w	5/23/15	26	2.27	28.27	
▶ 800m	25	Tre'tez KINNAIRD	JR	1:47.91	5/2/15	0.95	0.31	1.26	
▶ 1500m	2	Chad NOELLE	SR	3:38.35	5/2/15	28	1.87	29.87	
▶ 1500m	55	Matthew FAYERS	JR	3:43.71	5/2/15		0.09	0.09	
▶ 4x100	20			39.64	5/23/15	3	0.43	3.43	
▶ HT	1	Nick MILLER	RS15	76.97m	252-6	5/2/15	30	5.24	35.24
Team Total								99.22	

# 22



## Middle Tennessee Conference USA

▼ 1

Event	Scrd As	Athlete	Yr	Scored Mark		Date	Pl. Pts.	Bonus	TOTAL
Scored bests come from CURRENT season									
▶ HJ	18	Jacob PATTEN	FR	2.18m	7-1½	4/1/16	4	0.44	4.44
▶ TJ	37	Phillip SMITH	JR	15.66m	51-4½ (1.2)	4/1/16	0.35	0.01	0.36
Scored bests come from PRE-SEASON DATA									
▶ 800m	1	Eliud RUTTO	RS15	1:45.37		5/4/14	30	2.51	32.51
▶ TJ	13	Vincent OKOT	SR	15.99mw	52-5½	5/14/15	8	0.58	8.58
▶ JAV	2	John AMPOMAH	SR	81.55m	267-6	4/23/15	28	4.60	32.60
▶ DEC	12	Atsu NYAMADI	SR	7,567		6/13/15	9	0.81	9.81
Team Total									88.30

# 23



## Penn Ivy League

▲ 4

Event	Scrd As	Athlete	Yr	Scored Mark		Date	Pl. Pts.	Bonus	TOTAL	
Scored bests come from CURRENT season										
▶ Steeple	13	Nick TUCK	JR	8:44.88		4/1/16	8	0.75	8.75	
▶ HJ	36	Michael MONROE	SO	2.15m	7-½	3/31/16	0.4	0.02	0.42	
▶ DISC	1	Sam MATTIS	SR	67.45m	221-3	3/19/16	30	6.71	36.71	
Scored bests come from PRE-SEASON DATA										
▶ 1500m	12	Thomas AWAD	SR	3:40.68		4/17/15	D	9	0.76	2.76
▶ Steeple	49	Brendan SMITH	SR	8:55.47		4/3/15	0.025	0.00	0.03	
▶ 5000m	2	Thomas AWAD	SR	13:33.29		4/3/15	28	2.00	30.00	
▶ DISC	23	Noah KENNEDY-WHITE	JR	57.69m	189-3	5/23/15	1.5	0.25	1.75	
Team Total									80.41	

"Scrd As", short for "Scored As", Standing used for place points portion of performance's score combining preseason data (when applied) to current season data

Numbers in BLACK are both the performance's actual NCAA rank AND "scored as" rank Numbers in RED indicate actual NCAA rank does not exist or is worse than "scored as" rank Numbers in BLUE indicate actual NCAA rank is better than "scored as" rank

USTFCCCA Non-Member

Non-Member Schools Will NOT be ranked, beginning Week 2





# USTFCCCA NCAA Division I National Team Computer Rankings

as of 4/4/2016 8:43:53 AM

## 2016 Outdoor Track & Field, Week #1

Only those who score >0.01 pts are shown  
D denotes multiple-event rule in affect

### MEN

# 24



## Mississippi State Southeastern Conference

▲ 10

Event	Scrd As	Athlete	Yr	Scored Mark	Date	Pl. Pts.	Bonus	TOTAL
-------	---------	---------	----	-------------	------	----------	-------	-------

### Scored bests come from CURRENT season

▶ 100m	54	Rodrigo ROCHA	SR	10.37w (2.9)	3/31/16		0.04	0.04
▶ 200m	40	Rodrigo ROCHA	SR	20.77w (2.4)	3/31/16	0.25	0.14	0.39
▶ 1500m	21	Brandon MCBRIDE	SR	3:41.92	3/31/16	D 2.5	0.37	2.37
▶ 110H	42	Ro'Derick SPEARS	JR	13.99w (2.3)	3/31/16	0.2	0.00	0.20
▶ 4x100	17	Crawford, Rocha, Taylor, Smith		39.60	3/25/16	4.5	0.46	4.96
▶ JAV	3	Curtis THOMPSON	SO	81.03m 265-10	3/25/16	26	4.25	30.25

### Scored bests come from PRE-SEASON DATA

▶ 400m	21	Alfred LARRY	SR	45.92	5/23/15	2.5	0.51	3.01
▶ 800m	5	Brandon MCBRIDE	SR	1:45.87	5/14/15	22	1.99	23.99
▶ 4x400	14			3:04.45	5/23/15	7	0.85	7.85
▶ HJ	43	Seth PEACE	SR	2.14m 7-¼	4/24/15	0.175	0.00	0.17
▶ DEC	16	Zach TAYLOR	JR	7,466	5/14/15	5	0.58	5.58

**Team Total 78.82**

# 25



## TCU Big 12 Conference

▲ 4

Event	Scrd As	Athlete	Yr	Scored Mark	Date	Pl. Pts.	Bonus	TOTAL
-------	---------	---------	----	-------------	------	----------	-------	-------

### Scored bests come from CURRENT season

▶ 100m	3	Ronnie BAKER	SR	9.95w (2.7)	3/17/16	26	2.27	28.27
--------	---	--------------	----	-------------	---------	----	------	-------

### Scored bests come from PRE-SEASON DATA

▶ 100m	10	Jalen MILLER	JR	10.12	5/14/15	12	0.98	12.98
▶ 100m	34	Sam WATTS	SR	10.32w	4/11/15	0.5	0.18	0.68
▶ 200m	26	Sam WATTS	SR	20.68	5/15/15	0.9	0.31	1.21
▶ 400m	34	Joshua WASHINGTON	SR	46.28	4/11/15	0.5	0.15	0.65
▶ 4x100	2			38.59	6/13/15	28	2.58	30.58
▶ 4x400	20			3:05.40	4/24/15	3	0.50	3.50
▶ TJ	30	Scotty NEWTON	SO	15.75mw 51-8½	6/13/15	0.7	0.17	0.87

**Team Total 78.73**

# 26



## Louisville Atlantic Coast Conference

▼ 2

Event	Scrd As	Athlete	Yr	Scored Mark	Date	Pl. Pts.	Bonus	TOTAL
-------	---------	---------	----	-------------	------	----------	-------	-------

### Scored bests come from CURRENT season

▶ 4x400	41	Moore, Brown, Peck, Keys		3:08.74	3/31/16	0.225	0.00	0.23
▶ HJ	9	Javen REEVES	SO	2.20m 7-2½	3/17/16	14	0.88	14.88
▶ TJ	48	Damar ROBINSON	JR	15.50mw 50-10½ (2.7)	3/17/16	0.05	0.00	0.05

### Scored bests come from PRE-SEASON DATA

▶ Steeple	2	Edwin KIBICHIY	JR	8:33.78	5/14/15	28	2.80	30.80
▶ TJ	2	Ben WILLIAMS	JR	16.74m 54-11½	6/13/15	28	3.37	31.37

**Team Total 77.33**

# 27



## Kansas State Big 12 Conference

▼ 2

Event	Scrd As	Athlete	Yr	Scored Mark	Date	Pl. Pts.	Bonus	TOTAL
-------	---------	---------	----	-------------	------	----------	-------	-------

### Scored bests come from PRE-SEASON DATA

▶ 100m	26	Terrell SMITH	SO	10.30w	5/2/15	0.9	0.23	1.13
▶ 200m	14	Terrell SMITH	SO	20.51	5/15/15	7	0.63	7.63
▶ HJ	5	Christoff BRYAN	SO	2.24m 7-4½	4/15/15	22	2.14	24.14
▶ HJ	7	NaTron GIPSON	SO	2.23m 7-3½	5/2/15	18	1.73	19.73
▶ LJ	5	Ifeanyichukwu OTUONYE	SR	7.98mw 26-2½	5/2/15	22	1.78	23.78

**Team Total 76.42**

"Scrd As", short for "Scored As", Standing used for place points portion of performance's score combining preseason data (when applied) to current season data

Numbers in BLACK are both the performance's actual NCAA rank AND "scored as" rank Numbers in RED indicate actual NCAA rank does not exist or is worse than "scored as" rank Numbers in BLUE indicate actual NCAA rank is better than "scored as" rank

USTFCCCA Non-Member

Non-Member Schools Will NOT be ranked, beginning Week 2



# USTFCCCA NCAA Division I National Team Computer Rankings

as of 4/4/2016 8:43:53 AM

## 2016 Outdoor Track & Field, Week #1

Only those who score >0.01 pts are shown  
D denotes multiple-event rule in affect

### MEN

# 28



## Clemson

### Atlantic Coast Conference

# 2

Event	Scrd As	Athlete	Yr	Scored Mark	Date	Pl. Pts.	Bonus	TOTAL
-------	---------	---------	----	-------------	------	----------	-------	-------

#### Scored bests come from CURRENT season

▶ 110H	36	Justin JOHNSON	SR	13.91w (2.7)	3/30/16	0.4	0.00	0.40
▶ 400H	37	Deron GORDON	SO	51.31	3/25/16	0.35	0.01	0.36
▶ 4x400	26	Lamb, Cheeks, Bellafonte, Green		3:06.18	3/25/16	0.9	0.34	1.24

#### Scored bests come from PRE-SEASON DATA

▶ 100m	1	Tevin HESTER	SR	9.87w	5/14/15	30	2.99	32.99
▶ 200m	2	Tevin HESTER	SR	20.14	6/13/15	28	2.43	30.43
▶ 400m	18	Jeffrey GREEN	SO	45.82	5/14/15	4	0.68	4.68
▶ 400m	37	Michael CHEEKS	JR	46.40	5/14/15	0.35	0.05	0.40
▶ 400m	43	Cordell LAMB	SO	46.47	5/14/15	0.175	0.00	0.17
▶ 4x100	17			39.60	5/14/15	4.5	0.46	4.96
▶ TJ	42	Ishmael KAMARA	JR	15.61m 51-2½	5/14/15	0.2	0.00	0.20

**Team Total 75.84**

# 29



## BYU

### Independent (DI)

# 9

Event	Scrd As	Athlete	Yr	Scored Mark	Date	Pl. Pts.	Bonus	TOTAL
-------	---------	---------	----	-------------	------	----------	-------	-------

#### Scored bests come from CURRENT season

▶ Steeple	18	Aaron FLETCHER	SR	8:47.20	3/30/16	4	0.48	4.48
▶ Steeple	29	Mitchell BRIGGS	JR	8:49.93	4/1/16	0.75	0.28	1.03
▶ 10k	59	Spencer HANSON	SO	29:22.04	4/1/16		0.01	0.01

#### Scored bests come from PRE-SEASON DATA

▶ 400m	27	Shaquille WALKER	JR	46.11	4/22/15	0.85	0.29	1.14
▶ 800m	3	Shaquille WALKER	JR	1:45.78	4/9/15	26	2.08	28.08
▶ 5000m	33	Dallin FARNSWORTH	SO	13:53.38	4/3/15	0.55	0.21	0.76
▶ 10k	43	Connor MCMILLAN	SO	29:13.87	4/3/15	0.175	0.17	0.35
▶ 400H	22	Mark CARLSON	SR	50.77	5/23/15	2	0.40	2.40
▶ 400H	38	Korey SMITH	SR	51.33	5/1/15	0.3	0.00	0.30
▶ 4x400	9			3:03.82	5/23/15	14	1.14	15.14
▶ HJ	9	Zachary BLACKHAM	JR	2.20m 7-2½	3/26/15	14	0.88	14.88
▶ PV	20	Kyle BROWN	SR	5.35m 17-6½	5/13/15	3	0.26	3.26
▶ PV	31	Adam MIKKELSEN	JR	5.30m 17-4½	3/25/15	0.65	0.02	0.67
▶ SP	26	Zachary STETLER	SR	18.64m 61-2	5/13/15	0.9	0.18	1.08
▶ DEC	29	Jackson WALKER	JR	7,192	4/22/15	0.75	0.00	0.75

**Team Total 74.32**

# 30



## Washington

### Pac-12 Conference

# 5

Event	Scrd As	Athlete	Yr	Scored Mark	Date	Pl. Pts.	Bonus	TOTAL
-------	---------	---------	----	-------------	------	----------	-------	-------

#### Scored bests come from CURRENT season

▶ 1500m	53	Johnathan STEVENS	SO	3:43.70	3/25/16		0.09	0.09
▶ 5000m	62	Johnathan STEVENS	SO	13:57.65	4/1/16		0.05	0.05
▶ 10k	9	Aaron NELSON	SR	28:53.70	4/1/16	14	0.91	14.91
▶ 4x100	45	Williams, Spano, Strong, Marshall		40.37	3/25/16	0.125	0.00	0.13
▶ JAV	14	Carson FULLER	SR	73.45m 240-11	3/25/16	7	0.59	7.59

#### Scored bests come from PRE-SEASON DATA

▶ 800m	28	Derrick DAIGRE	RS15	1:48.03	5/31/14	0.8	0.27	1.07
▶ 800m	39	Izaic YORKS	SR	1:48.52	5/1/15	0.275	0.11	0.38
▶ 1500m	23	Izaic YORKS	SR	3:42.01	5/15/15	1.5	0.36	1.86
▶ 1500m	48	Blake NELSON	RS15	3:43.39	4/18/14	0.05	0.14	0.19
▶ 10k	16	Tyler KING	SR	28:59.37	4/3/15	5	0.68	5.68
▶ 110H	29	Chris WILLIAMS	SR	13.81	5/29/16	0.75	0.20	0.95
▶ HJ	20	Carson MURRAY	SO	2.17m 7-1½	5/9/15	3	0.30	3.30
▶ PV	3	Jax THOIRS	SR	5.65m 18-6½	5/15/15	26	2.80	28.80
▶ PV	31	Chris WILLIAMS	SR	5.30m 17-4½	5/15/15	0.65	0.02	0.67
▶ PV	43	Lev MARCUS	SO	5.25m 17-2½	5/15/15	0.175	0.00	0.17
▶ TJ	28	Casey BURNS	SO	15.76m 51-8½	5/15/15	0.8	0.18	0.98
▶ DISC	43	Frank CATELLI	SR	55.83m 183-2	5/15/15	0.175	0.00	0.17
▶ JAV	18	Curtis CLAUSON	SR	72.75m 238-8	5/23/15	4	0.43	4.43
▶ JAV	23	Quinn HALE	RS15	71.82m 235-7	3/22/14	1.5	0.21	1.71

**Team Total 73.13**

"Scrd As", short for "Scored As", Standing used for place points portion of performance's score combining preseason data (when applied) to current season data

Numbers in BLACK are both the performance's actual NCAA rank AND "scored as" rank Numbers in RED indicate actual NCAA rank does not exist or is worse than "scored as" rank Numbers in BLUE indicate actual NCAA rank is better than "scored as" rank

USTFCCCA Non-Member

Non-Member Schools Will NOT be ranked, beginning Week 2



# USTFCCCA NCAA Division I National Team Computer Rankings

as of 4/4/2016 8:43:54 AM

## 2016 Outdoor Track & Field, Week #1

Only those who score >0.01 pts are shown  
D denotes multiple-event rule in affect

### MEN

# 31



## Arizona

### Pac-12 Conference

# ▼ 8

Event	Scrd As	Athlete	Yr	Scored Mark		Date	Pl. Pts.	Bonus	TOTAL
Scored bests come from PRE-SEASON DATA									
▶ 800m	10	Collins KIBET	JR	1:46.87		3/27/15	12	0.97	12.97
▶ 1500m	59	Collins KIBET	JR	3:43.86		4/3/15		0.06	0.06
▶ 400H	45	Miles PARISH	JR	51.48		5/15/15	0.125	0.00	0.13
▶ 4x100	28			39.84		4/11/15	0.8	0.26	1.06
▶ 4x400	15			3:04.51		5/23/15	6	0.83	6.83
▶ PV	31	Pau TONNESEN	SR	5.30m	17-4½	6/13/15	0.65	0.02	0.67
▶ SP	14	Aaron CASTLE	JR	18.97m	62-3	4/11/15	7	0.57	7.57
▶ DISC	13	Gerhard DE BEER	JR	59.34m	194-8	5/1/15	8	0.73	8.73
▶ DEC	2	Pau TONNESON	SR	8,247		6/13/15	28	4.77	32.77
▶ DEC	28	Harrison IVIE	SR	7,198		4/9/15	0.8	0.00	0.80
Team Total									71.58

# 32



## Tennessee

### Southeastern Conference

# ▼ 1

Event	Scrd As	Athlete	Yr	Scored Mark		Date	Pl. Pts.	Bonus	TOTAL
Scored bests come from CURRENT season									
▶ 100m	14	Christian COLEMAN	SO	10.16	(1.7)	3/31/16	7	0.75	7.75
▶ 400m	40	Ari COGDELL	FR	46.45		3/31/16	0.25	0.00	0.25
▶ 4x400	28	Cogdell, Coleman, Harris, Strother		3:06.37		3/31/16	0.8	0.31	1.11
▶ HT	40	Cameron BROWN	JR	63.94m	209-9	4/1/16	0.25	0.00	0.25
▶ JAV	15	Kyle QUINN	SR	73.16m	240-0	3/17/16	6	0.52	6.52
Scored bests come from PRE-SEASON DATA									
▶ 200m	20	Christian COLEMAN	SO	20.61		6/13/15	3	0.43	3.43
▶ 400m	15	Nathan STROTHER	SO	45.76		5/23/15	6	0.79	6.79
▶ PV	1	Jake BLANKENSHIP	SR	5.80m	19-¾	3/25/15	30	4.92	34.92
▶ PV	12	Tyler PORTER	SR	5.40m	17-8½	3/25/15	9	0.50	9.50
▶ DISC	31	Matthew ZAJAC	SO	56.55m	185-6	5/2/15	0.65	0.00	0.65
Team Total									71.17

# 33



## Northern Arizona

### Big Sky Conference

# ▲ 16

Event	Scrd As	Athlete	Yr	Scored Mark		Date	Pl. Pts.	Bonus	TOTAL
Scored bests come from CURRENT season									
▶ Steeple	4	Caleb HOOVER	SR	8:37.51		4/1/16	24	1.96	25.96
▶ 10k	28	Tyler DAY	FR	29:06.85		4/1/16	0.8	0.38	1.18
▶ 10k	41	Cory GLINES	SO	29:11.99		4/1/16	0.225	0.21	0.44
▶ HT	13	Adam KEENAN	JR	69.32m	227-5	3/19/16	8	0.93	8.93
Scored bests come from PRE-SEASON DATA									
▶ 100m	36	James FISHER	JR	10.33w		5/13/15	0.4	0.15	0.55
▶ 5000m	19	Futsum ZIENASELLASSIE	SR	13:49.34		5/2/15	3.5	0.39	3.89
▶ 5000m	49	Nathan WEITZ	SR	13:55.49		4/3/15	0.025	0.13	0.15
▶ 10k	3	Futsum ZIENASELLASSIE	SR	28:35.76		4/3/15	26	2.00	28.00
Team Total									69.10

# 34



## Syracuse

### Atlantic Coast Conference

# ▲ 4

Event	Scrd As	Athlete	Yr	Scored Mark	Date	Pl. Pts.	Bonus	TOTAL
Scored bests come from CURRENT season								
▶ 10k	23	Philo GERMANO	SO	29:04.60	4/1/16	1.5	0.47	1.97
▶ 110H	14	Freddie CRITTENDON III	JR	13.60 (1.2)	3/31/16	7	0.88	7.88
Scored bests come from PRE-SEASON DATA								
▶ 1500m	8	Justyn KNIGHT	SO	3:39.66	4/17/15	D	16	1.23 3.23
▶ 1500m	18	Adam PALAMAR	SR	3:41.60	5/2/15	4	0.46	4.46
▶ 5000m	4	Justyn KNIGHT	SO	13:34.86	5/2/15	24	1.81	25.81
▶ 5000m	35	Colin BENNIE	SO	13:53.93	4/3/15	0.45	0.19	0.64
▶ 10k	5	Dan LENNON	SR	28:46.21	4/3/15	22	1.36	23.36
Team Total								67.35

"Scrd As", short for "Scored As", Standing used for place points portion of performance's score combining preseason data (when applied) to current season data

Numbers in BLACK are both the performance's actual NCAA rank AND "scored as" rank Numbers in RED indicate actual NCAA rank does not exist or is worse than "scored as" rank Numbers in BLUE indicate actual NCAA rank is better than "scored as" rank

USTFCCCA Non-Member

Non-Member Schools Will NOT be ranked, beginning Week 2



# USTFCCCA NCAA Division I National Team Computer Rankings

as of 4/4/2016 8:43:54 AM

## 2016 Outdoor Track & Field, Week #1

Only those who score >0.01 pts are shown  
D denotes multiple-event rule in affect

### MEN

# 35



## Iowa

### Big Ten Conference

# 9

Event	Scrd As	Athlete	Yr	Scored Mark	Date	Pl. Pts.	Bonus	TOTAL
Scored bests come from CURRENT season								
400H	42	Noah LARRISON	FR	51.39	3/31/16	0.2	0.00	0.20
4x400	32	Wolff, Harris, Mallett, Frye		3:06.88	3/31/16	0.6	0.21	0.81
DISC	8	Reno TUUFULI	FR	60.71m 199-2	3/31/16	16	1.30	17.30
Scored bests come from PRE-SEASON DATA								
100m	19	James HARRINGTON	SR	10.26	5/15/15	3.5	0.35	3.85
100m	30	Vinnie SAUCER	JR	10.31w	5/15/15	0.7	0.21	0.91
200m	13	James HARRINGTON	SR	20.50	5/15/15	8	0.66	8.66
200m	48	O'Shea WILSON	RS15	20.82 (1.0)	5/31/14	0.05	0.05	0.10
800m	43	Will TEUBEL	SR	1:48.60	4/17/15	0.175	0.08	0.26
110H	3	Aaron MALLETT	JR	13.40w	6/13/15	26	2.16	28.16
400H	30	Mitch WOLFF	JR	51.10	5/23/15	0.7	0.16	0.86
400H	43	Aaron MALLETT	JR	51.41	5/2/15	0.175	0.00	0.17
4x100	21			39.66	5/2/15	2.5	0.41	2.91
HJ	43	Kevin SPEICHER	SR	2.14m 7-¼	4/16/15	0.175	0.00	0.17
TJ	21	Klyvens DELAUNAY	SR	15.83m 51-11¼	5/2/15	2.5	0.30	2.80
Team Total								67.17

# 36



## UCLA

### Pac-12 Conference

# 3

Event	Scrd As	Athlete	Yr	Scored Mark	Date	Pl. Pts.	Bonus	TOTAL
Scored bests come from CURRENT season								
110H	40	Misana VILTZ	SO	13.96 (0.0)	3/22/16	0.25	0.00	0.25
LJ	39	Austin HAZEL	JR	7.62m 25-0 (1.7)	3/22/16	0.275	0.00	0.28
TJ	47	Idrees BERNARD	SO	15.51mw 50-10¼ (3.4)	3/22/16	0.075	0.00	0.08
SP	18	Dotun OGUNDEJI	FR	18.80m 61-8¼	3/22/16	4	0.37	4.37
DISC	16	Nicholas SCARVELIS	SR	58.79m 192-10	4/2/16	5	0.57	5.57
Scored bests come from PRE-SEASON DATA								
100m	57	Leon POWELL	SO	10.38	5/3/15		0.01	0.01
800m	22	Nick HARTLE	SR	1:47.68	3/24/15	2	0.42	2.42
1500m	31	Austin O'NEIL	SR	3:42.38	5/15/15	0.65	0.30	0.95
5000m	54	Lane WERLEY	SR	13:56.49	4/16/15		0.09	0.09
HJ	27	Cody CRAMPTON	JR	2.16m 7-1	5/15/15	0.85	0.16	1.01
SP	5	Nicholas SCARVELIS	JR	19.82m 65-½	4/3/15	22	2.14	24.14
SP	7	Brahme DAYS	SO	19.61m 64-4	5/3/15	18	1.64	19.64
DEC	14	Steele WASIK	SO	7.521	4/15/15	7	0.71	7.71
Team Total								66.51

# 37



## Purdue

### Big Ten Conference

# 11

Event	Scrd As	Athlete	Yr	Scored Mark	Date	Pl. Pts.	Bonus	TOTAL
Scored bests come from CURRENT season								
4x400	43	Parks, Rolle, Ikpefan, McLaren		3:08.91	3/30/16	0.175	0.00	0.18
Scored bests come from PRE-SEASON DATA								
Steeple	41	Tate SCHIENBEIN	SR	8:53.11	4/16/15	0.225	0.05	0.28
5000m	57	Matt MCCLINTOCK	SR	13:56.80	4/3/15		0.08	0.08
10k	10	Matt MCCLINTOCK	SR	28:54.77	4/16/15	12	0.87	12.87
400H	24	Obokhare IKPEFAN	JR	50.81	4/11/15	1	0.37	1.37
TJ	45	Anaquan PETERSON	SR	15.55m 51-¼	4/15/15	0.125	0.00	0.13
SP	10	Chukwuebuka ENEKWECHI	SR	19.46m 63-10¼	4/11/15	12	1.29	13.29
DISC	12	Caleb FRICKE	RS15	59.35m 194-8	5/2/14	9	0.74	9.74
HT	3	Chukwuebuka ENEKWECHI	SR	72.77m 238-9	5/15/15	26	2.56	28.56
Team Total								66.49

# 38



## Minnesota

### Big Ten Conference

# 10

Event	Scrd As	Athlete	Yr	Scored Mark	Date	Pl. Pts.	Bonus	TOTAL
Scored bests come from CURRENT season								
4x400	38	Wellenstein, Roese, Deng, Neumann		3:07.54	4/1/16	0.3	0.08	0.38
DISC	29	Sam ELSNER	JR	56.59m 185-8	3/18/16	0.75	0.00	0.75
HT	2	Sean DONNELLY	SR	74.35m 243-11	3/18/16	28	3.57	31.57
Scored bests come from PRE-SEASON DATA								
800m	17	Goaner DENG	SR	1:47.32	6/13/15	4.5	0.66	5.16
5000m	61	Aaron BARTNIK	SR	13:57.43	4/3/15		0.06	0.06
SP	23	Luke JOHNSON	SR	18.70m 61-4¼	5/23/15	1.5	0.25	1.75
SP	40	Sean DONNELLY	RS15	18.35m 60-2½	5/12/14	0.25	0.00	0.25
DISC	32	Luke JOHNSON	SR	56.50m 185-4	5/8/15	0.6	0.00	0.60
HT	11	Gian FERRETTI	JR	69.65m 228-6	5/15/15	10	1.06	11.06
DEC	10	Luca WIELAND	JR	7.635	5/15/15	12	1.10	13.10
Team Total								64.67

"Scrd As", short for "Scored As", Standing used for place points portion of performance's score combining preseason data (when applied) to current season data

Numbers in BLACK are both the performance's actual NCAA rank AND "scored as" rank Numbers in RED indicate actual NCAA rank does not exist or is worse than "scored as" rank Numbers in BLUE indicate actual NCAA rank is better than "scored as" rank

USTFCCCA Non-Member

Non-Member Schools Will NOT be ranked, beginning Week 2



# USTFCCCA NCAA Division I National Team Computer Rankings

as of 4/4/2016 8:43:54 AM

## 2016 Outdoor Track & Field, Week #1

Only those who score >0.01 pts are shown  
D denotes multiple-event rule in affect

### MEN

# 39



## Auburn

### Southeastern Conference

# 6

Event	Scrd As	Athlete	Yr	Scored Mark	Date	Pl. Pts.	Bonus	TOTAL	
Scored bests come from CURRENT season									
▶ 4x400	48	Henderson, Smith, Burks, Ceneus		3:10.41	3/25/16	0.05	0.00	0.05	
Scored bests come from PRE-SEASON DATA									
▶ 100m	48	Teray SMITH	JR	10.36	4/10/15	0.05	0.07	0.12	
▶ 200m	5	Kahlil HENDERSON	JR	20.29	6/13/15	22	1.58	23.58	
▶ 200m	9	Teray SMITH	JR	20.34	6/13/15	14	1.30	15.30	
▶ Steeple	47	Redatu SEMEON	SR	8:55.19	4/17/15	0.075	0.00	0.08	
▶ 4x100	21			39.66	5/23/15	2.5	0.41	2.91	
▶ HJ	27	Shawn JOHNSON	SR	2.16m	7-1	6/13/15	0.85	0.16	1.01
▶ TJ	6	Shawn JOHNSON	SR	16.21mw	53-2½	4/23/15	20	1.31	21.31
▶ DEC	45	Parker SHEARER	SR	7,091	5/14/15	0.125	0.00	0.13	
Team Total								64.48	

# 40



## California

### Pac-12 Conference

# 1

Event	Scrd As	Athlete	Yr	Scored Mark	Date	Pl. Pts.	Bonus	TOTAL	
Scored bests come from CURRENT season									
▶ 800m	15	Eugene HAMILTON III	JR	1:47.24	3/25/16	6	0.72	6.72	
▶ 110H	24	Ashtyn DAVIS	SO	13.76 (0.6)	4/1/16	1	0.32	1.32	
▶ 4x100	47	Wethington, McElwee, Jones, Muhammad		40.40	3/25/16	0.075	0.00	0.08	
▶ SP	13	Peter SIMON	SO	19.26m 63-2¼	3/25/16	8	0.92	8.92	
▶ SP	43	Sullivan PARKER	SR	18.22m 59-9½	3/18/16	0.175	0.00	0.17	
▶ HT	38	Isaac DAN	SR	64.26m 210-10	3/25/16	0.3	0.00	0.30	
Scored bests come from PRE-SEASON DATA									
▶ 100m	45	Khalfani MUHAMMAD	JR	10.35w	4/25/15	0.125	0.09	0.22	
▶ 1500m	6	Thomas JOYCE	SR	3:39.43	4/11/15	D	20	1.34	3.34
▶ 1500m	44	Leland LATER	SR	3:43.20	4/11/15	0.15	0.17	0.32	
▶ 1500m	61	Josh LEWIS	JR	3:43.90	4/25/15		0.06	0.06	
▶ 5000m	3	Thomas JOYCE	SR	13:34.42	5/2/15	26	1.86	27.86	
▶ HJ	27	Noel FRAZIER	SR	2.16m 7-1	5/15/15	0.85	0.16	1.01	
▶ LJ	17	Walter JONES	SO	7.80mw 25-7¼	5/23/15	4.5	0.52	5.02	
▶ SP	28	Ethan COCHRAN	JR	18.61m 61-¾	4/11/15	0.8	0.14	0.94	
▶ DISC	20	Ethan COCHRAN	JR	57.99m 190-3	3/7/15	3	0.34	3.34	
▶ DISC	25	Brenden SONG	JR	57.35m 188-2	5/2/15	0.95	0.15	1.10	
▶ JAV	47	Scott CHIESA		68.71m 225-5	3/7/15	0.075	0.00	0.08	
Team Total								60.79	

# 41



## Oklahoma

### Big 12 Conference

# 9

Event	Scrd As	Athlete	Yr	Scored Mark		Date	Pl. Pts.	Bonus	TOTAL
Scored bests come from CURRENT season									
▶ 100m	45	Traveyon ARMSTRONG	JR	10.35	(1.6)	3/18/16	0.125	0.09	0.22
▶ 10k	29	Dan SCHUBERT	SR	29:06.90		4/1/16	0.75	0.38	1.13
▶ DISC	28	Chase SAMMONS	SR	56.94m	186-9	3/26/16	0.8	0.03	0.83
▶ JAV	4	Tyler RENTON	SR	76.86m	252-2	3/18/16	24	2.14	26.14
Scored bests come from PRE-SEASON DATA									
▶ 1500m	65	Jacob BURCHAM	JR	3:44.13		3/20/15		0.02	0.02
▶ Steeple	37	Dylan BLANKENBAKER	JR	8:52.41		4/3/15	0.35	0.10	0.45
▶ HJ	43	Carl WILLIAMS	SO	2.14m	7-¾	3/20/15	0.175	0.00	0.17
▶ TJ	11	Hayden MCCLAIN	JR	16.01m	52-6½	4/17/15	10	0.64	10.64
▶ SP	11	Chase SAMMONS	SR	19.41m	63-8¾	4/11/15	10	1.18	11.18
▶ JAV	13	Garrett SNOW	SR	73.61m	241-6	5/15/15	8	0.63	8.63
▶ DEC	31	Thomas CHEVAL	JR	7,187		5/15/15	0.65	0.00	0.65
Team Total									60.06

# 42



## Baylor

### Big 12 Conference

# 1

Event	Scrd As	Athlete	Yr	Scored Mark		Date	Pl. Pts.	Bonus	TOTAL
Scored bests come from CURRENT season									
▶ 110H	27	Rhys PHILLIPS	JR	13.80w	(2.7)	3/30/16	0.85	0.23	1.08
▶ 4x400	12	London, Dickson, Moore, Caddick		3:04.24		3/30/16	9	0.94	9.94
▶ DISC	30	Desmine HILLIARD	SR	56.57m	185-7	3/24/16	0.7	0.00	0.70
Scored bests come from PRE-SEASON DATA									
▶ 200m	37	Malik WILSON	SO	20.75		5/15/15	0.35	0.18	0.53
▶ 400m	20	George CADDICK	JR	45.90		5/15/15	3	0.55	3.55
▶ 800m	35	Brandon MOORE	JR	1:48.35		6/13/15	0.45	0.17	0.62
▶ 110H	20	Bryce GRACE	SR	13.70		4/18/15	3	0.46	3.46
▶ 4x100	9			39.22		3/25/15	14	1.10	15.10
▶ TJ	5	Felix OBI	JR	16.24mw	53-3½	3/25/15	22	1.41	23.41
Team Total									58.38

"Scrd As", short for "Scored As", Standing used for place points portion of performance's score combining preseason data (when applied) to current season data

Numbers in BLACK are both the performance's actual NCAA rank AND "scored as" rank Numbers in RED indicate actual NCAA rank does not exist or is worse than "scored as" rank Numbers in BLUE indicate actual NCAA rank is better than "scored as" rank

USTFCCCA Non-Member

Non-Member Schools Will NOT be ranked, beginning Week 2





# USTFCCCA NCAA Division I National Team Computer Rankings

as of 4/4/2016 8:43:54 AM

## 2016 Outdoor Track & Field, Week #1

Only those who score >0.01 pts are shown  
D denotes multiple-event rule in affect

### MEN

# 43



## LIU Brooklyn

### Northeast Conference

# ▼ 6

Event	Scrd As	Athlete	Yr	Scored Mark	Date	Pl. Pts.	Bonus	TOTAL
Scored bests come from CURRENT season								
400m	23	Brendon RODNEY	SR	45.96	3/31/16	1.5	0.44	1.94
Scored bests come from PRE-SEASON DATA								
100m	21	Brendon RODNEY	SR	10.28	5/2/15	2.5	0.29	2.79
200m	4	Brendon RODNEY	SR	20.27	5/23/15	24	1.69	25.69
400H	12	Mica-Jonathan PETIT-HOMME	SR	50.32	5/23/15	9	0.81	9.81
4x100	13			39.40	5/23/15	8	0.78	8.78
4x400	17			3:04.58	5/23/15	4.5	0.80	5.30

**Team Total 54.33**

# 44



## Houston

### American Athletic Conference

# ▲ 13

Event	Scrd As	Athlete	Yr	Scored Mark	Date	Pl. Pts.	Bonus	TOTAL
Scored bests come from CURRENT season								
100m	16	Leshon COLLINS	SR	10.21w (3.0)	3/30/16	5	0.49	5.49
100m	36	Cameron BURRELL	SO	10.33 (-1.4)	3/30/16	0.4	0.15	0.55
100m	40	Mario BURKE	FR	10.34w (3.4)	3/18/16	0.25	0.12	0.37
800m	27	Brian BELL	FR	1:47.94	3/30/16	0.85	0.30	1.15
10k	22	Brian BARRAZA	JR	29:04.11	4/1/16	2	0.49	2.49
110H	26	Marcus MCWILLIAMS	FR	13.78w (2.7)	3/30/16	0.9	0.27	1.17
110H	34	Amere LATTIN	FR	13.88w (2.7)	3/30/16	0.5	0.04	0.54
4x100	11	Collins, Burke, Mills, Burrell		39.31	3/30/16	10	0.94	10.94
4x400	45	Lattin, Bell, Murphy, Jefferson		3:09.96	3/24/16	0.125	0.00	0.13
LJ	45	Cameron BURRELL	SO	7.58m 24-10½ (0.0)	3/24/16	0.125	0.00	0.13

Scored bests come from PRE-SEASON DATA								
5000m	56	Brian BARRAZA	JR	13:56.76	4/16/15		0.08	0.08
110H	2	Isaac WILLIAMS	SR	13.31w	6/13/15	28	2.82	30.82
JAV	45	Jack THOMAS	JR	69.03m 226-5	5/14/15	0.125	0.00	0.13

**Team Total 53.99**

# 45



## Arkansas State

### Sun Belt Conference

# ▲ 3

Event	Scrd As	Athlete	Yr	Scored Mark	Date	Pl. Pts.	Bonus	TOTAL
Scored bests come from CURRENT season								
TJ	30	Roelf PIENAAR	JR	15.75m 51-8¼ (-0.4)	3/25/16	0.7	0.17	0.87
Scored bests come from PRE-SEASON DATA								
100m	7	Jaylen BACON	SO	10.10	5/8/15	18	1.10	19.10
200m	33	Jaylen BACON	SO	20.71	5/8/15	0.55	0.25	0.80
4x100	38			39.98	5/8/15	0.3	0.14	0.44
LJ	2	Roelf PIENAAR	JR	8.13mw 26-8¼	4/24/15	28	3.35	31.35

**Team Total 52.55**

# 46



## Cincinnati

### American Athletic Conference

# ▼ 4

Event	Scrd As	Athlete	Yr	Scored Mark	Date	Pl. Pts.	Bonus	TOTAL
Scored bests come from PRE-SEASON DATA								
PV	3	Adrian VALLES	SO	5.65m 18-6½	5/14/15	26	2.80	28.80
SP	49	Macklin TUDOR	SR	18.10m 59-4¼	4/9/15	0.025	0.00	0.03
DISC	5	Macklin TUDOR	SR	61.41m 201-5	5/8/15	22	1.70	23.70

**Team Total 52.52**

# 47



## Mississippi

### Southeastern Conference

# ▼ 2

Event	Scrd As	Athlete	Yr	Scored Mark	Date	Pl. Pts.	Bonus	TOTAL
Scored bests come from CURRENT season								
1500m	4	Craig ENGELS	SO	3:38.82	3/31/16	24	1.64	25.64
1500m	19	Trevor GILLEY	JR	3:41.77	3/31/16	3.5	0.41	3.91
10k	42	Wes GALLAGHER	JR	29:13.67	4/1/16	0.2	0.18	0.38
HT	15	Dempsey MCGUIGAN	SO	68.15m 223-7	3/17/16	6	0.66	6.66
HT	30	Nathan LOE	SR	65.41m 214-7	3/31/16	0.7	0.05	0.75

Scored bests come from PRE-SEASON DATA										
▶ 800m	7	Craig ENGELS	JR	1:46.13	5/2/15	D	18	1.72	3.72	
▶ 800m	19	Holland SHERRER	SR	1:47.47	5/14/15		3.5	0.56	4.06	
▶ 800m	48	Dameon MORGAN	SR	1:48.88	5/2/15		0.05	0.00	0.05	
▶ 1500m	26	Sean TOBIN	JR	3:42.17	5/2/15		0.9	0.33	1.23	
▶ 1500m	57	Robert DOMANIC	JR	3:43.75	5/2/15			0.08	0.08	
▶ Steeple	30	MJ ERB	RS15	8:50.01	4/4/14		0.7	0.27	0.97	
▶ 4x100	19			39.62	5/14/15		3.5	0.44	3.94	
▶ HJ	27	Branden GREENE	SR	2.16m 7-1	4/17/15		0.85	0.16	1.01	

**Team Total 52.41**

"Scrd As", short for "Scored As", Standing used for place points portion of performance's score combining preseason data (when applied) to current season data

Numbers in BLACK are both the performance's actual NCAA rank AND "scored as" rank Numbers in RED indicate actual NCAA rank does not exist or is worse than "scored as" rank Numbers in BLUE indicate actual NCAA rank is better than "scored as" rank

USTFCCCA Non-Member

Non-Member Schools Will NOT be ranked, beginning Week 2





# USTFCCCA NCAA Division I National Team Computer Rankings

as of 4/4/2016 8:43:54 AM

## 2016 Outdoor Track & Field, Week #1

Only those who score >0.01 pts are shown  
D denotes multiple-event rule in affect

### MEN

# 48



## Florida State

### Atlantic Coast Conference

# ▼ 1

Event	Scrd As	Athlete	Yr	Scored Mark	Date	Pl. Pts.	Bonus	TOTAL
Scored bests come from CURRENT season								
100m	40	Darryl HARAWAY	FR	10.34 (0.8)	3/25/16	0.25	0.12	0.37
100m	48	Edward CLARKE	SO	10.36 (0.8)	3/25/16	0.05	0.07	0.12
800m	28	Otniel TEIXEIRA	SR	1:48.03	3/31/16	0.8	0.27	1.07
Steeple	1	Zak SEDDON	SR	8:33.09	4/1/16	30	2.95	32.95
LJ	29	Stefan BRITS	SR	7.68m 25-2½ (0.0)	3/25/16	0.75	0.10	0.85
Scored bests come from PRE-SEASON DATA								
800m	42	Jake BURTON	SR	1:48.55	5/2/15	0.2	0.10	0.30
1500m	24	Zak SEDDON	SR	3:42.02	4/16/15	1	0.35	1.35
10k	52	Sam PONS	SR	29:17.54	6/13/15	0.10	0.10	0.10
4x100	10			39.28	5/14/15	12	0.99	12.99
SP	33	Benjamin BONHURST	SO	18.49m 60-8	4/10/15	0.55	0.00	0.55
DISC	49	Emmanuel ONYIA	JR	55.51m 182-1	5/14/15	0.025	0.00	0.03
Team Total								50.68

# 49



## Western Kentucky

### Conference USA

# ▼ 9

Event	Scrd As	Athlete	Yr	Scored Mark	Date	Pl. Pts.	Bonus	TOTAL
Scored bests come from CURRENT season								
100m	36	Julius MORRIS	SO	10.33 (1.7)	3/31/16	0.4	0.15	0.55
110H	29	Vincent WYATT	SR	13.81w (2.3)	3/31/16	0.75	0.20	0.95
SP	36	Nick DEMALINE	SO	18.38m 60-3¾	3/25/16	0.4	0.00	0.40
Scored bests come from PRE-SEASON DATA								
200m	26	Emmanuel DASOR	JR	20.68	5/14/15	0.9	0.31	1.21
200m	35	Ventavius SEARS	JR	20.74w	5/14/15	0.45	0.20	0.65
400m	13	Emmanuel DASOR	JR	45.72	5/14/15	8	0.88	8.88
4x100	14			39.47	5/14/15	7	0.66	7.66
4x400	22			3:05.95	4/16/15	2	0.39	2.39
LJ	14	Ventavius SEARS	JR	7.84m 25-8¾	5/23/15	7	0.70	7.70
TJ	34	Ventavius SEARS	JR	15.71m 51-6¾	4/10/15	0.5	0.10	0.60
JAV	7	Tomas GUERRA	SR	74.63m 244-10	3/27/15	18	1.10	19.10
Team Total								50.08

# 50



## Charlotte

### Conference USA

# ▲ 65

Event	Scrd As	Athlete	Yr	Scored Mark	Date	Pl. Pts.	Bonus	TOTAL
Scored bests come from CURRENT season								
100m	57	Anthony BYNUM	SR	10.38w (2.3)	3/24/16	0.01	0.01	0.01
HJ	2	Trey MCRAE	SR	2.25m 7-4½	3/25/16	28	2.55	30.55
LJ	9	Trey MCRAE	SR	7.88mw 25-10¾ (2.3)	3/30/16	14	0.98	14.98
Scored bests come from PRE-SEASON DATA								
TJ	20	Anthony CAMPBELL	SR	15.92mw 52-2¾	5/14/15	3	0.45	3.45
Team Total								48.99

# 51



## NC State

### Atlantic Coast Conference

# ▲ 2

Event	Scrd As	Athlete	Yr	Scored Mark	Date	Pl. Pts.	Bonus	TOTAL
Scored bests come from CURRENT season								
100m	40	Quashawn CUNNINGHAM	SO	10.34w (2.2)	3/25/16	0.25	0.12	0.37
5000m	10	Graham CRAWFORD	SR	13:42.55	4/1/16	12	0.92	12.92
5000m	25	Luis VARGAS	SR	13:50.88	4/1/16	0.95	0.30	1.25
5000m	64	Meron SIMON	SR	13:58.10	4/1/16	0.03	0.03	0.03
10k	40	George PARSONS	JR	29:11.87	3/25/16	0.25	0.21	0.46
4x100	46	McLean, Addison, Patterson, Cunningham		40.38	3/25/16	0.1	0.00	0.10
4x400	42	Krehnbrink, Cunningham, Patterson, Davis		3:08.75	3/31/16	0.2	0.00	0.20
Scored bests come from PRE-SEASON DATA								
1500m	11	Graham CRAWFORD	SR	3:40.67	5/2/15	D	10	0.76 2.76
Steeple	23	Meron SIMON	SR	8:48.19	5/23/15	1.5	0.40	1.90
LJ	4	Jonathan ADDISON	SR	7.99mw 26-2¾	6/13/15	24	1.89	25.89
Team Total								45.89

"Scrd As", short for "Scored As", Standing used for place points portion of performance's score combining preseason data (when applied) to current season data

Numbers in BLACK are both the performance's actual NCAA rank AND "scored as" rank Numbers in RED indicate actual NCAA rank does not exist or is worse than "scored as" rank Numbers in BLUE indicate actual NCAA rank is better than "scored as" rank

USTFCCCA Non-Member

Non-Member Schools Will NOT be ranked, beginning Week 2



# USTFCCCA NCAA Division I National Team Computer Rankings

as of 4/4/2016 8:43:55 AM

## 2016 Outdoor Track & Field, Week #1

Only those who score >0.01 pts are shown  
D denotes multiple-event rule in affect

### MEN

# 52



## Southern Illinois Missouri Valley Conference

# ▼ 6

Event	Scrd As	Athlete	Yr	Scored Mark	Date	Pl. Pts.	Bonus	TOTAL
Scored bests come from CURRENT season								
▶ 110H	42	Kemar JONES	SR	13.99 (1.8)	3/17/16	0.2	0.00	0.20
Scored bests come from PRE-SEASON DATA								
▶ HJ	9	Kyle LANDON	JR	2.20m 7-2½	4/9/15	14	0.88	14.88
▶ SP	3	Josh FREEMAN	SR	20.15m 66-1½	6/13/15	26	3.14	29.14
▶ DISC	27	Josh FREEMAN	SR	57.09m 187-3	5/15/15	0.85	0.07	0.92
▶ HT	41	Bradley SAUER	SR	63.92m 209-8	5/15/15	0.225	0.00	0.22
Team Total								45.36

# 53



## Akron Mid-American Conference

# ▲ 16

Event	Scrd As	Athlete	Yr	Scored Mark		Date	Pl. Pts.	Bonus	TOTAL	
Scored bests come from CURRENT season										
▶ 4x400	36	Baldwin, Gray, Weems, Murphy		3:07.36		3/30/16	0.4	0.12	0.52	
▶ PV	31	Matthew ROWLAND	JR	5.30m	17-4½	3/30/16	0.65	0.02	0.67	
▶ LJ	19	Terrell MCCLAIN	SO	7.78mw	25-6¾ (3.9)	3/30/16	3.5	0.45	3.95	
▶ TJ	38	Michael OHIEMBOR	JR	15.65mw	51-4¾ (3.7)	3/30/16	0.3	0.00	0.30	
▶ DISC	6	Phillip JAGERS	JR	61.33m	201-2	3/30/16	20	1.66	21.66	
▶ DEC	41	Quentin CIESLINSKI	SR	7,109		3/30/16	0.225	0.00	0.22	
Scored bests come from PRE-SEASON DATA										
▶ 800m	13	Clayton MURPHY	JR	1:47.16		5/23/15	8	0.77	8.77	
▶ 1500m	13	Clayton MURPHY	JR	3:40.69		5/2/15	D	8	0.76	2.76
▶ 4x100	35			39.95		5/23/15	0.45	0.16	0.61	
▶ LJ	16	Jordan LATIMER	SO	7.81m	25-7½	5/23/15	5	0.56	5.56	
Team Total									45.01	

# 54



## South Alabama Sun Belt Conference

# ▲ 4

Event	Scrd As	Athlete	Yr	Scored Mark	Date	Pl. Pts.	Bonus	TOTAL
Scored bests come from CURRENT season								
▶ 100m	57	Rafael SCOTT	SO	10.38w (2.6)	3/31/16		0.01	0.01
▶ PV	20	Sean COLLINS	FR	5.35m 17-6¾	3/25/16	3	0.26	3.26
▶ DISC	4	Jan-Louw KOTZE	SR	62.11m 203-9	3/31/16	24	2.22	26.22
Scored bests come from PRE-SEASON DATA								
▶ HT	10	Renaldo FRECHOU	SR	69.67m 228-7	5/8/15	12	1.07	13.07
Team Total								42.56

# 55



## Nebraska Big Ten Conference

# ▼ 5

Event	Scrd As	Athlete	Yr	Scored Mark	Date	Pl. Pts.	Bonus	TOTAL
Scored bests come from CURRENT season								
▶ 100m	48	Malcolm WHITE	SO	10.36 (-0.7)	3/25/16	0.05	0.07	0.12
▶ 200m	50	Malcolm WHITE	SO	20.84 (-0.5)	3/25/16	0.01	0.02	0.03
▶ DISC	22	Nicholas PERCY	SO	57.89m 189-11	3/25/16	2	0.31	2.31
▶ HT	19	Nicholas PERCY	SO	67.56m 221-8	3/25/16	3.5	0.53	4.03
Scored bests come from PRE-SEASON DATA								
▶ 100m	57	Antoine LLOYD	SO	10.38w	5/15/15		0.01	0.01
▶ 200m	37	Ricco HALL	SR	20.75	5/23/15	0.35	0.18	0.53
▶ 400m	45	Levi GIPSON	SR	46.51	3/27/15	0.125	0.00	0.13
▶ 110H	19	Antoine LLOYD	SO	13.69w	5/15/15	3.5	0.49	3.99
▶ 110H	23	Sean PILLE	SR	13.74w	5/15/15	1.5	0.37	1.87
▶ 110H	34	Oladapo AKINMOLADUN	JR	13.88	5/15/15	0.5	0.04	0.54
▶ 400H	15	Drew WISEMAN	JR	50.49	5/23/15	6	0.61	6.61
▶ 400H	23	Mate KOROKNAI	JR	50.80	4/18/15	1.5	0.38	1.88
▶ 400H	35	Sean PILLE	SR	51.21	4/18/15	0.45	0.08	0.53
▶ 4x100	25			39.76	6/13/15	0.95	0.32	1.27
▶ 4x400	23			3:06.02	5/23/15	1.5	0.37	1.87
▶ HJ	20	Landon BARTEL	SO	2.17m 7-1½	5/23/15	3	0.30	3.30
▶ HJ	27	Grant ANDERSON	SO	2.16m 7-1	5/9/15	0.85	0.16	1.01
▶ PV	12	Steven CAHOY	JR	5.40m 17-8½	3/27/15	9	0.50	9.50
▶ PV	43	Beau SIMMONS	SR	5.25m 17-2¾	4/18/15	0.175	0.00	0.17
▶ PV	49	Craig DRIVER	RS15	5.23m 17-1¾	5/19/15	0.025	0.00	0.03
▶ DEC	27	Cody WALTON	SO	7,232	5/15/15	0.85	0.05	0.90
▶ DEC	39	Guy FENSKE	JR	7,142	5/15/15	0.275	0.00	0.28
Team Total								40.91

# 56



## Michigan Big Ten Conference

# ▼ 2

Event	Scrd As	Athlete	Yr	Scored Mark		Date	Pl. Pts.	Bonus	TOTAL	
Scored bests come from CURRENT season										
▶ Steeple	3	Mason FERLIC	SR	8:33.95		4/1/16	26	2.76	28.76	
▶ SP	40	Grant CARTWRIGHT	SO	18.35m	60-2½	4/1/16	0.25	0.00	0.25	
▶ HT	31	Joseph ELLIS	FR	65.26m	214-1	4/1/16	0.65	0.02	0.67	
Scored bests come from PRE-SEASON DATA										
▶ Steeple	16	Connor MORA	SO	8:45.96		5/2/15	5	0.60	5.60	
▶ 5000m	14	Mason FERLIC	SR	13:46.89		5/2/15	D	7	0.58	2.58
▶ SP	26	Derek SIEVERS	SR	18.64m	61-2	4/23/15	0.9	0.18	1.08	
Team Total									38.93	

"Scrd As", short for "Scored As", Standing used for place points portion of performance's score combining preseason data (when applied) to current season data

Numbers in BLACK are both the performance's actual NCAA rank AND "scored as" rank Numbers in RED indicate actual NCAA rank does not exist or is worse than "scored as" rank Numbers in BLUE indicate actual NCAA rank is better than "scored as" rank

USTFCCCA Non-Member

Non-Member Schools Will NOT be ranked, beginning Week 2



# USTFCCCA NCAA Division I National Team Computer Rankings

as of 4/4/2016 8:43:55 AM

## 2016 Outdoor Track & Field, Week #1

Only those who score >0.01 pts are shown  
D denotes multiple-event rule in affect

### MEN

# 57



## Georgetown

### BIG EAST Conference

# ▼ 6

Event	Scrd As	Athlete	Yr	Scored Mark	Date	Pl. Pts.	Bonus	TOTAL
Scored bests come from PRE-SEASON DATA								
800m	18	Joseph WHITE	SO	1:47.40	5/23/15	4	0.61	4.61
800m	49	Ahmed BILE	JR	1:48.92	5/15/15	0.025	0.00	0.03
1500m	14	Ahmad BILE		3:40.72	6/14/15	7	0.75	7.75
1500m	25	Cole WILLIAMS	SR	3:42.05	5/2/15	0.95	0.35	1.30
1500m	58	Amos BARTELSMEYER	JR	3:43.82	5/2/15		0.07	0.07
Steeple	5	Darren FAHY	JR	8:38.07	5/23/15	22	1.84	23.84
10k	27	Jonathan GREEN	SO	29:06.52	4/16/15	0.85	0.39	1.24
Team Total								38.83

# 58



## Eastern Michigan

### Mid-American Conference

# ▼ 2

Event	Scrd As	Athlete	Yr	Scored Mark	Date	Pl. Pts.	Bonus	TOTAL
Scored bests come from CURRENT season								
10k	24	Willy FINK	JR	29:04.92	3/25/16	1	0.46	1.46
Scored bests come from PRE-SEASON DATA								
400m	29	Tyler BROWN	JR	46.19	5/14/15	0.75	0.22	0.97
Steeple	17	Willy FINK	JR	8:47.17	5/27/15	4.5	0.48	4.98
5000m	26	Willy FINK	JR	13:51.35	3/27/15	0.9	0.29	1.19
4x100	35			39.95	5/14/15	0.45	0.16	0.61
4x400	37			3:07.53	4/17/15	0.35	0.08	0.43
DEC	3	Solomon IJAH	SR	7,862	5/14/15	26	2.26	28.26
Team Total								37.90

# 59



## Kansas

### Big 12 Conference

# ▲ 7

Event	Scrd As	Athlete	Yr	Scored Mark		Date	Pl. Pts.	Bonus	TOTAL
Scored bests come from CURRENT season									
▶ 10k	15	Evan LANDES	SR	28:58.43		4/1/16	6	0.72	6.72
▶ 4x400	30	Henry, Matthews, Livingston, Wilson		3:06.48		3/30/16	0.7	0.29	0.99
▶ PV	12	Nick MEYER	JR	5.40m	17-8½	3/30/16	9	0.50	9.50
▶ DISC	13	Mitchell COOPER	JR	59.34m	194-8	4/2/16	8	0.73	8.73
Scored bests come from PRE-SEASON DATA									
▶ 10k	19	Jacob MORGAN	SR	29:02.13		4/3/15	3.5	0.57	4.07
▶ PV	20	Jake ALBRIGHT	SR	5.35m	17-6½	5/23/15	3	0.26	3.26
▶ SP	32	Nicolai CEBAN	SO	18.51m	60-8¾	4/15/15	0.6	0.02	0.62
▶ DISC	19	Nicolai CEBAN	SO	58.06m	190-6	5/2/15	3.5	0.36	3.86
Team Total									37.75

# 60



## Pittsburgh

### Atlantic Coast Conference

# ▼ 5

Event	Scrd As	Athlete	Yr	Scored Mark		Date	Pl. Pts.	Bonus	TOTAL
Scored bests come from CURRENT season									
▶ 110H	42	Desmond PALMER	JR	13.99w	(3.4)	3/31/16	0.2	0.00	0.20
Scored bests come from PRE-SEASON DATA									
▶ 400H	1	Desmond PALMER	JR	49.41		5/14/15	30	2.62	32.62
▶ 4x400	35			3:07.35		5/14/15	0.45	0.12	0.57
▶ TJ	19	Imani BROWN	SR	15.94m	52-3¾	4/2/15	3.5	0.49	3.99
▶ JAV	42	Ethan SHALAWAY	JR	69.44m	227-10	4/17/15	0.2	0.00	0.20
Team Total								37.57	

# 61



## Northern Iowa

### Missouri Valley Conference

# ▼ 2

Event	Scrd As	Athlete	Yr	Scored Mark		Date	Pl. Pts.	Bonus	TOTAL
Scored bests come from CURRENT season									
▶ HT	44	Justin BAKER	SR	63.73m	209-1	3/26/16	0.15	0.00	0.15
Scored bests come from PRE-SEASON DATA									
▶ 100m	7	Brandon CARNES	JR	10.10w		5/15/15	18	1.10	19.10
▶ 200m	8	Brandon CARNES	JR	20.31w		5/15/15	16	1.47	17.47
Team Total								36.72	

"Scrd As", short for "Scored As", Standing used for place points portion of performance's score combining preseason data (when applied) to current season data

Numbers in BLACK are both the performance's actual NCAA rank AND "scored as" rank Numbers in RED indicate actual NCAA rank does not exist or is worse than "scored as" rank Numbers in BLUE indicate actual NCAA rank is better than "scored as" rank

USTFCCCA Non-Member

Non-Member Schools Will NOT be ranked, beginning Week 2



# USTFCCCA NCAA Division I National Team Computer Rankings

as of 4/4/2016 8:43:55 AM

## 2016 Outdoor Track & Field, Week #1

Only those who score >0.01 pts are shown  
D denotes multiple-event rule in affect

### MEN

62



**Southeastern Louisiana**

Southland Conference

▲ 9

Event	Scrd As	Athlete	Yr	Scored Mark	Date	Pl. Pts.	Bonus	TOTAL
Scored bests come from CURRENT season								
PV	2	Devin KING	SO	5.70m 18-8½	3/30/16	28	3.50	31.50
Scored bests come from PRE-SEASON DATA								
100m	45	Raheem BROWN	SR	10.35w	4/18/15	0.125	0.09	0.22
HT	21	Alexander YOUNG	SR	66.50m 218-2	6/13/15	2.5	0.30	2.80
Team Total								34.52

63



**Long Beach State**

Big West Conference

▼ 11

Event	Scrd As	Athlete	Yr	Scored Mark	Date	Pl. Pts.	Bonus	TOTAL
Scored bests come from CURRENT season								
LJ	11	Willie ALEXANDER	SR	7.87m 25-10 (0.5)	3/18/16	10	0.91	10.91
DISC	21	James HUBBARD	JR	57.96m 190-2	3/18/16	2.5	0.33	2.83
HT	27	Robert MARLOW	JR	65.59m 215-2	3/18/16	0.85	0.09	0.94
HT	32	Kody ROBISON	SR	65.25m 214-1	3/18/16	0.6	0.02	0.62
DEC	26	Herman DAY	SO	7,249	3/24/16	0.9	0.09	0.99
Scored bests come from PRE-SEASON DATA								
400m	36	Cameron GLASGOW	SR	46.39	5/15/15	0.4	0.05	0.45
4x400	27			3:06.20	5/23/15	0.85	0.34	1.19
PV	10	Michael MONTGOMERY	JR	5.41m 17-9	5/15/15	12	0.55	12.55
PV	43	Conner ROUSE	JR	5.25m 17-2½	4/10/15	0.175	0.00	0.17
TJ	23	Willie ALEXANDER	JR	15.82m 51-11	5/23/15	1.5	0.28	1.78
DISC	26	Jacob FRASER	SR	57.21m 187-8	3/14/15	0.9	0.11	1.01
Team Total								33.45

64



**Wisconsin**

Big Ten Conference

▼ 2

Event	Scrd As	Athlete	Yr	Scored Mark	Date	Pl. Pts.	Bonus	TOTAL
Scored bests come from CURRENT season								
SP	47	Riley BUDDE	SO	18.11m 59-5	3/24/16	0.075	0.00	0.08
Scored bests come from PRE-SEASON DATA								
1500m	51	Joe HARDY	SO	3:43.64	5/23/15		0.10	0.10
5000m	34	Malachy SCHROBILGEN	JR	13:53.52	4/3/15	0.5	0.20	0.70
10k	51	Malachy SCHROBILGEN	JR	29:17.07	6/13/15		0.11	0.11
PV	17	Jesse JOHNSON	JR	5.38m 17-7½	5/8/15	4.5	0.40	4.90
DISC	44	Josh MCDONALD	SO	55.82m 183-1	5/15/15	0.15	0.00	0.15
DEC	4	Zach ZIEMEKE	RS15	7,860	4/10/14	24	2.25	26.25
Team Total								32.29

65



**Kentucky**

Southeastern Conference

▼ 4

Event	Scrd As	Athlete	Yr	Scored Mark	Date	Pl. Pts.	Bonus	TOTAL
Scored bests come from CURRENT season								
1500m	27	Lou STYLES	SO	3:42.22	3/31/16	0.85	0.32	1.17
10k	17	Jacob THOMSON	SO	29:01.34	3/25/16	4.5	0.60	5.10
4x100	29	Hamilton, Dorsey, Jones, Anderson		39.85	3/18/16	0.75	0.25	1.00
LJ	34	Fred DORSEY	SO	7.65m 25-1¼ (1.8)	3/18/16	0.5	0.00	0.50
Scored bests come from PRE-SEASON DATA								
5000m	32	Jacob THOMSON	SO	13:52.71	4/17/15	0.6	0.23	0.83
110H	14	Nick ANDERSON	JR	13.60	5/14/15	7	0.88	7.88
HJ	9	Xavier MCALLISTER	RS15	2.20m 7-2½	4/4/14	14	0.88	14.88
HJ	43	Justin KRETCHMER	JR	2.14m 7-¼	5/14/15	0.175	0.00	0.17
DEC	35	Tim DUCKWORTH	SO	7,156	5/14/15	0.45	0.00	0.45
Team Total								31.99

66



**East Carolina**

American Athletic Conference

▼ 3

Event	Scrd As	Athlete	Yr	Scored Mark	Date	Pl. Pts.	Bonus	TOTAL
Scored bests come from PRE-SEASON DATA								
400H	31	Xavier BROWN	SO	51.14	5/14/15	0.65	0.13	0.78
HJ	2	Avion JONES	SR	2.25m 7-4½	6/13/15	28	2.55	30.55
Team Total								31.33

"Scrd As", short for "Scored As", Standing used for place points portion of performance's score combining preseason data (when applied) to current season data

Numbers in BLACK are both the performance's actual NCAA rank AND "scored as" rank Numbers in RED indicate actual NCAA rank does not exist or is worse than "scored as" rank Numbers in BLUE indicate actual NCAA rank is better than "scored as" rank

USTFCCCA Non-Member

Non-Member Schools Will NOT be ranked, beginning Week 2



# USTFCCCA NCAA Division I National Team Computer Rankings

as of 4/4/2016 8:43:55 AM

## 2016 Outdoor Track & Field, Week #1

Only those who score >0.01 pts are shown  
D denotes multiple-event rule in affect

### MEN

67



**Illinois State**

Missouri Valley Conference

▼ 3

Event	Scrd As	Athlete	Yr	Scored Mark	Date	Pl. Pts.	Bonus	TOTAL
Scored bests come from PRE-SEASON DATA								
200m	23	Anderson DEVONISH	JR	20.64w	5/15/15	1.5	0.38	1.88
400m	33	Anderson DEVONISH	JR	46.26	5/23/15	0.55	0.16	0.71
5000m	21	Ryan RUTHERFORD	RS15	13:49.99	4/18/14	2.5	0.34	2.84
10k	4	Ryan RUTHERFORD	RS15	28:41.23	4/4/14	24	1.66	25.66
Team Total								31.10

68



**USF**

American Athletic Conference

▲ 5

Event	Scrd As	Athlete	Yr	Scored Mark	Date	Pl. Pts.	Bonus	TOTAL
Scored bests come from CURRENT season								
400H	47	Paul BARRETT	SR	51.50	3/17/16	0.075	0.00	0.08
TJ	3	Matthew ONEAL	SR	16.73mw	54-10% (2.1) 3/30/16	26	3.32	29.32
Team Total								29.40

69



**New Mexico**

Mountain West Conference

▲ 15

Event	Scrd As	Athlete	Yr	Scored Mark	Date	Pl. Pts.	Bonus	TOTAL
Scored bests come from CURRENT season								
Steeple	6	Elmar ENGHOLM	SR	8:40.03	4/1/16	20	1.47	21.47
Steeple	22	Graham THOMAS	JR	8:48.15	4/1/16	2	0.41	2.41
Scored bests come from PRE-SEASON DATA								
1500m	30	Elmar ENGHOLM	SR	3:42.26	5/2/15	0.7	0.32	1.02
5000m	40	Matthew BERGIN	SR	13:54.31	5/2/15	0.25	0.17	0.42
LJ	19	Allan HAMILTON	SR	7.78m	25-6% 4/17/15	3.5	0.45	3.95
Team Total								29.26

70



**Indiana**

Big Ten Conference

▲ 13

Event	Scrd As	Athlete	Yr	Scored Mark	Date	Pl. Pts.	Bonus	TOTAL
Scored bests come from CURRENT season								
800m	8	Daniel KUHN	SO	1:46.69	3/25/16	16	1.14	17.14
5000m	22	Rorey HUNTER	SR	13:50.09	4/1/16	2	0.34	2.34
5000m	55	Matthew SCHWARTZER	JR	13:56.66	4/1/16		0.09	0.09
SP	43	Willie MORRISON	FR	18.22m	59-9% 3/25/16	0.175	0.00	0.17
Scored bests come from PRE-SEASON DATA								
1500m	53	Rorey HUNTER	SR	3:43.70	5/2/15		0.09	0.09
1500m	63	Matthew SCHWARTZER	JR	3:43.91	5/2/15		0.06	0.06
Steeple	20	Joshua ROCHE	SR	8:48.01	4/3/15	3	0.42	3.42
PV	19	Terry BATEMON	JR	5.36m	17-7 5/15/15	3.5	0.31	3.81
HT	39	Andrew MILLER	SO	64.13m	210-5 3/27/15	0.275	0.00	0.28
DEC	37	Stephen KELLER	SR	7,149	3/25/15	0.35	0.00	0.35
DEC	42	Dylan ANDERSON	SR	7,099	3/25/15	0.2	0.00	0.20
Team Total								27.93

71



**Washington State**

Pac-12 Conference

▲ 21

Event	Scrd As	Athlete	Yr	Scored Mark	Date	Pl. Pts.	Bonus	TOTAL
Scored bests come from CURRENT season								
Steeple	34	Forrest SHAFFER	SR	8:51.73	4/1/16	0.5	0.15	0.65
10k	31	Michael WILLIAMS	SO	29:09.28	4/1/16	0.65	0.28	0.93
10k	47	John WHELAN	JR	29:15.94	4/1/16	0.075	0.13	0.21
400H	16	CJ ALLEN	JR	50.55	3/22/16	5	0.57	5.57
HJ	9	Thane PIERSON	SR	2.20m	7-2% 4/2/16	14	0.88	14.88
Scored bests come from PRE-SEASON DATA								
JAV	28	Brad STEVENS	SO	71.07m	233-2 4/16/15	0.8	0.03	0.83
DEC	18	Dino DODIG	JR	7,416	5/9/15	4	0.47	4.47
Team Total								27.53

"Scrd As", short for "Scored As", Standing used for place points portion of performance's score combining preseason data (when applied) to current season data

Numbers in BLACK are both the performance's actual NCAA rank AND "scored as" rank Numbers in RED indicate actual NCAA rank does not exist or is worse than "scored as" rank Numbers in BLUE indicate actual NCAA rank is better than "scored as" rank

USTFCCCA Non-Member

Non-Member Schools Will NOT be ranked, beginning Week 2





# USTFCCCA NCAA Division I National Team Computer Rankings

as of 4/4/2016 8:43:55 AM

## 2016 Outdoor Track & Field, Week #1

Only those who score >0.01 pts are shown  
D denotes multiple-event rule in affect

### MEN

72



Villanova

BIG EAST Conference

▼ 7

Event	Scrd As	Athlete	Yr	Scored Mark	Date	Pl. Pts.	Bonus	TOTAL
Scored bests come from PRE-SEASON DATA								
1500m	7	Jordan WILLIAMSZ	SR	3:39.53	4/17/15	18	1.29	19.29
1500m	15	Robert DENAULT	SR	3:40.78	4/17/15	6	0.73	6.73
1500m	39	Josh LAMPRON	JR	3:42.83	4/17/15	0.275	0.23	0.50
5000m	37	Patrick TIERNAN	JR	13:54.00	5/23/15	0.35	0.19	0.54
Team Total								27.06

73



Michigan State

Big Ten Conference

▼ 5

Event	Scrd As	Athlete	Yr	Scored Mark		Date	Pl. Pts.	Bonus	TOTAL
Scored bests come from CURRENT season									
▶ 10k	56	Clark RUIZ	JR	29:20.21		3/25/16		0.05	0.05
▶ HT	47	Connor KOSTRZEWA	JR	63.31m	207-8	3/31/16	0.075	0.00	0.08
Scored bests come from PRE-SEASON DATA									
▶ Steeple	32	Max BENOIT	SO	8:51.32		5/15/15	0.6	0.18	0.78
▶ 5000m	66	Caleb RHYNARD	SR	13:58.35		4/17/15		0.02	0.02
▶ PV	25	Tim EHRHARDT	JR	5.31m	17-5	5/15/15	0.95	0.07	1.02
▶ HT	22	Vinny GJOKAJ	JR	66.29m	217-6	5/15/15	2	0.25	2.25
▶ DEC	6	Tim EHRHARDT	JR	7,677		6/13/15	20	1.28	21.28
Team Total									25.47

74



UTSA

Conference USA

▲ 12

Event	Scrd As	Athlete	Yr	Scored Mark	Date	Pl. Pts.	Bonus	TOTAL
Scored bests come from CURRENT season								
▶ Steeple	40	Dusan MAKEVIC	SR	8:52.86	3/30/16	0.25	0.07	0.32
▶ 110H	49	Patrick PRINCE	FR	14.03w (2.7)	3/30/16	0.025	0.00	0.03
▶ 400H	10	Jurmarcus SHELVIN	SR	50.21	3/24/16	12	0.98	12.98
▶ 400H	17	Randolph BERMEA	JR	50.56	3/30/16	4.5	0.56	5.06
▶ HJ	36	Ty ANDERSON	JR	2.15m 7-½	3/24/16	0.4	0.02	0.42
▶ DEC	30	Adrian RILEY	JR	7,190	3/24/16	0.7	0.00	0.70
Scored bests come from PRE-SEASON DATA								
▶ 200m	17	Dionte ROBINSON	SO	20.56w	4/4/15	4.5	0.53	5.03
▶ 4x400	39			3:07.88	5/14/15	0.275	0.02	0.29
Team Total								24.82

75



Youngstown State

Horizon League

▲ 82

Event	Scrd As	Athlete	Yr	Scored Mark	Date	Pl. Pts.	Bonus	TOTAL
Scored bests come from CURRENT season								
▶ Steeple	35	Austin MCLEAN	SR	8:52.28	4/1/16	0.45	0.11	0.56
▶ 110H	37	Chad ZALLOW	FR	13.92 (1.2)	3/31/16	0.35	0.00	0.35
▶ HT	5	Conner NEU	SR	70.96m 232-9	4/2/16	22	1.63	23.63
Team Total								24.54

76



Missouri

Southeastern Conference

▼ 2

Event	Scrd As	Athlete	Yr	Scored Mark		Date	Pl. Pts.	Bonus	TOTAL
Scored bests come from CURRENT season									
▶ 200m	44	Kahmari MONTGOMERY	FR	20.80w	(2.4)	3/31/16	0.15	0.09	0.24
▶ TJ	25	Tony CARODINE	SR	15.77m	51-9 (0.4)	3/25/16	0.95	0.20	1.15
▶ JAV	20	Reinhard VAN ZYL	JR	72.61m	238-2	3/31/16	3	0.39	3.39
Scored bests come from PRE-SEASON DATA									
▶ 100m	12	Markesh WOODSON	SR	10.14w		5/23/15	9	0.87	9.87
▶ 1500m	52	Will CROCKER	SR	3:43.66		4/3/15		0.09	0.09
▶ Steeple	33	Sam DICKERSON	SR	8:51.69		4/3/15	0.55	0.15	0.70
▶ TJ	13	John WARREN	SO	15.99m	52-5½	6/13/15	8	0.58	8.58
▶ JAV	34	Alex PASCAL	SO	70.30m	230-7	5/23/15	0.5	0.00	0.50
Team Total									24.52

77



Bethune-Cookman

Mid-Eastern Athletic Conference

▲ 43

Event	Scrd As	Athlete	Yr	Scored Mark	Date	Pl. Pts.	Bonus	TOTAL	
Scored bests come from CURRENT season									
▶ 400m	44	Jonathan MOORE	SO	46.48	3/25/16	0.15	0.00	0.15	
▶ 800m	43	Jonathan MOORE	SO	1:48.60	3/18/16	0.175	0.08	0.26	
▶ HJ	8	Ed'Ricus WILLIAMS	JR	2.21m	7-3	3/31/16	16	1.15	17.15
▶ TJ	16	Michael TILLER	JR	15.97m	52-4¼ (1.6)	3/25/16	5	0.54	5.54
Scored bests come from PRE-SEASON DATA									
▶ LJ	33	Kenneth FISHER	JR	7.66m	25-1¼	5/8/15	0.55	0.03	0.58
Team Total								23.67	

"Scrd As", short for "Scored As", Standing used for place points portion of performance's score combining preseason data (when applied) to current season data

Numbers in BLACK are both the performance's actual NCAA rank AND "scored as" rank Numbers in RED indicate actual NCAA rank does not exist or is worse than "scored as" rank Numbers in BLUE indicate actual NCAA rank is better than "scored as" rank

USTFCCCA Non-Member

Non-Member Schools Will NOT be ranked, beginning Week 2





# USTFCCCA NCAA Division I National Team Computer Rankings

as of 4/4/2016 8:43:56 AM

## 2016 Outdoor Track & Field, Week #1

Only those who score >0.01 pts are shown  
D denotes multiple-event rule in affect

### MEN

# 78



## Southern Miss Conference USA

# 59

Event	Scrd As	Athlete	Yr	Scored Mark	Date	Pl. Pts.	Bonus	TOTAL
Scored bests come from CURRENT season								
4x400	49	Rogers, Wells, Walker, Burton		3:10.52	3/25/16	0.025	0.00	0.03
JAV	6	Emron GIBBS	SR	75.04m	246-2	3/25/16	20	1.29 21.29
JAV	32	Thomas PETERS	SO	70.44m	231-1	3/25/16	0.6	0.00 0.60
Scored bests come from PRE-SEASON DATA								
400m	30	Elbert ROGERS	SR	46.21	5/14/15	0.7	0.21	0.91
TJ	33	Christopher MONROE	SR	15.73mw	51-7½	5/14/15	0.55	0.13 0.68
Team Total								23.50

# 79



## SIUE Ohio Valley Conference

# 119

Event	Scrd As	Athlete	Yr	Scored Mark	Date	Pl. Pts.	Bonus	TOTAL
Scored bests come from CURRENT season								
HJ	20	Julian HARVEY	JR	2.17m	7-1½	3/25/16	3	0.30 3.30
LJ	7	Julian HARVEY	JR	7.91mw	25-11½ (2.1)	3/25/16	18	1.19 19.19
Team Total								22.49

# 80



## Colorado State Mountain West Conference

# 27

Event	Scrd As	Athlete	Yr	Scored Mark	Date	Pl. Pts.	Bonus	TOTAL
Scored bests come from CURRENT season								
SP	8	Mostafa HASSAN	SO	19.54m	64-1½	3/25/16	16	1.48 17.48
Scored bests come from PRE-SEASON DATA								
1500m	60	Jefferson ABBEY	JR	3:43.87	4/17/15		0.06	0.06
5000m	23	Jefferson ABBEY	JR	13:50.35	4/3/15	1.5	0.32	1.82
5000m	46	Jerrell MOCK	JR	13:55.18	4/16/15	0.1	0.14	0.24
HT	43	Tyler SCHULTZ	SR	63.80m	209-4	5/1/15	0.175	0.00 0.17
DEC	23	Josh COGDILL	JR	7,294	5/13/15	1.5	0.19	1.69
Team Total								21.48

# 81



## Samford Southern Conference

# 14

Event	Scrd As	Athlete	Yr	Scored Mark	Date	Pl. Pts.	Bonus	TOTAL
Scored bests come from PRE-SEASON DATA								
800m	16	Brandon HAZOURI	SR	1:47.28	5/23/15	5	0.69	5.69
HJ	9	Keyth FIGHTMASTER	SO	2.20m	7-2½	5/2/15	14	0.88 14.88
PV	31	Tray OATES	SO	5.30m	17-4½	3/19/15	0.65	0.02 0.67
Team Total								21.23

# 82



## Utah State Mountain West Conference

# 12

Event	Scrd As	Athlete	Yr	Scored Mark	Date	Pl. Pts.	Bonus	TOTAL
Scored bests come from CURRENT season								
400H	40	AJ BOULLY	SO	51.34	3/19/16	0.25	0.00	0.25
Scored bests come from PRE-SEASON DATA								
100m	40	Parker BLUTH	SR	10.34w	5/13/15	0.25	0.12	0.37
200m	15	Parker BLUTH	SR	20.52	5/13/15	6	0.60	6.60
400m	26	Cole LAMBOURNE	SR	46.10	5/23/15	0.9	0.30	1.20
800m	47	Clay LAMBOURNE	SO	1:48.80	4/10/15	0.075	0.02	0.09
Steeple	14	Colby WILSON	JR	8:45.71	4/16/15	7	0.63	7.63
4x400	19			3:05.28	4/16/15	3.5	0.53	4.03
Team Total								20.17

# 83



## Rice Conference USA

# 8

Event	Scrd As	Athlete	Yr	Scored Mark	Date	Pl. Pts.	Bonus	TOTAL
Scored bests come from PRE-SEASON DATA								
JAV	17	Evan KARAKOLIS	SR	72.76m	238-8	3/20/15	4.5	0.43 4.93
DEC	9	Scott FILIP	JR	7,647	6/13/15	14	1.15	15.15
Team Total								20.08

# 84



## Eastern Kentucky Ohio Valley Conference

# 12

Event	Scrd As	Athlete	Yr	Scored Mark	Date	Pl. Pts.	Bonus	TOTAL
Scored bests come from PRE-SEASON DATA								
Steeple	7	Jakob ABRAHAMSEN	SO	8:40.44	5/2/15	18	1.40	19.40
10k	36	Amos KOSGEY	SR	29:10.87	4/17/15	0.4	0.23	0.63
Team Total								20.04

"Scrd As", short for "Scored As", Standing used for place points portion of performance's score combining preseason data (when applied) to current season data

Numbers in BLACK are both the performance's actual NCAA rank AND "scored as" rank Numbers in RED indicate actual NCAA rank does not exist or is worse than "scored as" rank Numbers in BLUE indicate actual NCAA rank is better than "scored as" rank

USTFCCCA Non-Member

Non-Member Schools Will NOT be ranked, beginning Week 2



# USTFCCCA NCAA Division I National Team Computer Rankings

as of 4/4/2016 8:43:56 AM

## 2016 Outdoor Track & Field, Week #1

Only those who score >0.01 pts are shown  
D denotes multiple-event rule in affect

### MEN

85



**Boise State**

Mountain West Conference

▼ 9

Event	Scrd As	Athlete	Yr	Scored Mark	Date	Pl. Pts.	Bonus	TOTAL
Scored bests come from CURRENT season								
5000m	9	David ELLIOTT	SR	13:42.17	4/1/16	D 14	0.96	2.96
Scored bests come from PRE-SEASON DATA								
1500m	9	David ELLIOTT	SR	3:40.44	6/13/15	14	0.85	14.85
5000m	30	Michael VENNARD	SO	13:51.86	4/3/15	0.7	0.27	0.97
400H	27	Fernando MARTINEZ	SR	51.00	5/1/15	0.85	0.23	1.08
Team Total								19.87

88



**Kent State**

Mid-American Conference

▼ 10

Event	Scrd As	Athlete	Yr	Scored Mark	Date	Pl. Pts.	Bonus	TOTAL	
Scored bests come from CURRENT season									
► 4x100	24	Barnes, Grant, Smith, Gordon		39.74	3/25/16	1	0.34	1.34	
Scored bests come from PRE-SEASON DATA									
► 110H	9	William BARNES	SR	13.56	4/17/15	14	1.07	15.07	
► 4x400	29			3:06.45	5/23/15	0.75	0.29	1.04	
► PV	31	Jesse OXLEY	SR	5.30m	17-4½	4/17/15	0.65	0.02	0.67
Team Total								18.12	

86



**Kennesaw State**

Atlantic Sun Conference

▲ 25

Event	Scrd As	Athlete	Yr	Scored Mark		Date	Pl. Pts.	Bonus	TOTAL
Scored bests come from CURRENT season									
▶ HJ	20	Andre DORSEY	SR	2.17m	7-1½	3/25/16	3	0.30	3.30
▶ LJ	40	Bilal ABDULLAH	SR	7.60mw	24-11¼ (2.9)	3/31/16	0.25	0.00	0.25
▶ TJ	9	Andre DORSEY	SR	16.10m	52-10 (1.8)	3/31/16	14	0.94	14.94
Scored bests come from PRE-SEASON DATA									
▶ LJ	29	Andre DORSEY	RS15	7.68m	25-2½	4/3/14	0.75	0.10	0.85
▶ DEC	38	Bilal ABDULLAH	SR	7,145		5/15/15	0.3	0.00	0.30
Team Total									19.64

89



**Portland**

West Coast Conference

▲ 19

Event	Scrd As	Athlete	Yr	Scored Mark	Date	Pl. Pts.	Bonus	TOTAL
Scored bests come from CURRENT season								
10k	12	Timo GOEHLER	SR	28:57.27	4/1/16	9	0.77	9.77
10k	26	Alex DILLARD	JR	29:05.98	4/1/16	0.9	0.42	1.32
Scored bests come from PRE-SEASON DATA								
1500m	40	William KINCAID	SR	3:42.92	5/8/15	0.25	0.21	0.46
5000m	17	William KINCAID	SR	13:48.27	5/23/15	4.5	0.47	4.97
Team Total								16.52

87



**North Carolina A&T**

Mid-Eastern Athletic Conference

▼ 8

Event	Scrd As	Athlete	Yr	Scored Mark		Date	Pl. Pts.	Bonus	TOTAL
Scored bests come from CURRENT season									
▶ 110H	31	Michael DICKSON	FR	13.83	(1.2)	3/31/16	0.65	0.16	0.81
▶ 4x400	40	Hamilton, Claggett, Dickson, Harding		3:08.46		3/31/16	0.25	0.00	0.25
Scored bests come from PRE-SEASON DATA									
▶ 100m	9	Maurice EADDY	JR	10.11		5/17/15	14	1.04	15.04
▶ 100m	25	Caleb GABRIEL	JR	10.29		4/30/15	0.95	0.26	1.21
▶ 4x100	32			39.90		5/23/15	0.6	0.20	0.80
▶ LJ	40	Frank QUARLES	JR	7.60m	24-11¼	5/9/15	0.25	0.00	0.25
Team Total									18.37

90



**Princeton**

Ivy League

▼ 10

Event	Scrd As	Athlete	Yr	Scored Mark		Date	Pl. Pts.	Bonus	TOTAL
Scored bests come from CURRENT season									
▶ PV	9	Adam BRAGG	SR	5.50m	18-½	3/30/16	14	1.11	15.11
▶ HT	36	Adam KELLY	FR	64.86m	212-9	3/31/16	0.4	0.00	0.40
Scored bests come from PRE-SEASON DATA									
▶ SP	34	Chris COOK	JR	18.48m	60-7¾	5/1/15	0.5	0.00	0.50
Team Total								16.01	

"Scrd As", short for "Scored As", Standing used for place points portion of performance's score combining preseason data (when applied) to current season data

Numbers in BLACK are both the performance's actual NCAA rank AND "scored as" rank Numbers in RED indicate actual NCAA rank does not exist or is worse than "scored as" rank Numbers in BLUE indicate actual NCAA rank is better than "scored as" rank

USTFCCCA Non-Member

Non-Member Schools Will NOT be ranked, beginning Week 2



# USTFCCCA NCAA Division I National Team Computer Rankings

as of 4/4/2016 8:43:56 AM

## 2016 Outdoor Track & Field, Week #1

Only those who score >0.01 pts are shown  
D denotes multiple-event rule in affect

### MEN

# 91



## Arizona State

### Pac-12 Conference

# ▼ 9

Event	Scrd As	Athlete	Yr	Scored Mark	Date	Pl. Pts.	Bonus	TOTAL
Scored bests come from CURRENT season								
100m	48	Isiah UNDERWOOD	SR	10.36 (1.6)	3/18/16	0.05	0.07	0.12
Steeple	24	CJ ALBERTSON	JR	8:48.50	3/25/16	1	0.38	1.38
DISC	34	Kyle LONG	JR	56.44m 185-2	3/25/16	0.5	0.00	0.50
JAV	26	Hudson KEFFER	FR	71.52m 234-7	3/18/16	0.9	0.13	1.03
Scored bests come from PRE-SEASON DATA								
100m	13	Jamol JAMES	SR	10.15	5/1/15	8	0.81	8.81
Steeple	38	Daniel WONG	SR	8:52.45	5/15/15	0.3	0.10	0.40
5000m	29	Ryan HERSON	SR	13:51.82	4/16/15	0.75	0.27	1.02
TJ	24	Josh DIXON	SR	15.81mw 51-10½	6/13/15	1	0.27	1.27
SP	31	Ahmed HASSAN	SR	18.55m 60-10½	5/1/15	0.65	0.07	0.72
SP	34	Thomas ANDERSON	JR	18.48m 60-7½	5/1/15	0.5	0.00	0.50
Team Total								15.75

# 92



## Marquette

### BIG EAST Conference

# ▼ 15

Event	Scrd As	Athlete	Yr	Scored Mark	Date	Pl. Pts.	Bonus	TOTAL
Scored bests come from PRE-SEASON DATA								
HJ	9	Wally ELLENSON	SR	2.20m 7-2½	5/23/15	14	0.88	14.88
Team Total								14.88

# 93



## Iowa State

### Big 12 Conference

# ▼ 8

Event	Scrd As	Athlete	Yr	Scored Mark	Date	Pl. Pts.	Bonus	TOTAL
Scored bests come from CURRENT season								
5000m	45	Nathan RODRIGUEZ	FR	13:55.11	4/1/16	0.125	0.14	0.27
Scored bests come from PRE-SEASON DATA								
SP	12	Jan JEUSCHEDE	SR	19.31m 63-4½	5/23/15	9	0.98	9.98
DEC	19	Taylor SANDERSON	SR	7,360	4/15/15	3.5	0.34	3.84
Team Total								14.09

# 94



## Northwestern State

### Southland Conference

# ▼ 5

Event	Scrd As	Athlete	Yr	Scored Mark	Date	Pl. Pts.	Bonus	TOTAL
Scored bests come from CURRENT season								
100m	21	Micah LARKINS	FR	10.28 (2.0)	3/12/16	2.5	0.29	2.79
100m	48	Amir JAMES	SO	10.36 (1.8)	3/26/16	0.05	0.07	0.12
200m	41	Amir JAMES	SO	20.78w (2.9)	3/26/16	0.225	0.12	0.35
4x100	49	James, Larkins, Flaviano, White		40.43	3/18/16	0.025	0.00	0.03
LJ	34	Aaron WILLIAMS	SR	7.65m 25-1¼ (-0.7)	3/26/16	0.5	0.00	0.50
TJ	18	Aaron WILLIAMS	SR	15.95m 52-4 (1.8)	3/30/16	4	0.51	4.51
TJ	25	Emmanuel WILLIAMS	SR	15.77m 51-9 (1.2)	3/18/16	0.95	0.20	1.15
Scored bests come from PRE-SEASON DATA								
LJ	18	Emmanuel WILLIAMS	SR	7.79m 25-6¾	4/18/15	4	0.49	4.49
Team Total								13.92

# 95



## UTEP

### Conference USA

# ▼ 1

Event	Scrd As	Athlete	Yr	Scored Mark	Date	Pl. Pts.	Bonus	TOTAL
Scored bests come from CURRENT season								
800m	34	Jonah KOECH	FR	1:48.32	3/30/16	0.5	0.18	0.68
1500m	41	Jonah KOECH	FR	3:42.98c 4:00.82(1)	3/30/16	0.225	0.20	0.43
JAV	12	Rasmus MAUKONEN	SO	73.64m 241-7	3/26/16	9	0.64	9.64
Scored bests come from PRE-SEASON DATA								
5000m	58	Cosmas BOIT	JR	13:56.82	4/3/15		0.08	0.08
4x400	33			3:07.03	5/14/15	0.55	0.18	0.73
LJ	23	Brandon MOSS	SR	7.75mw 25-5¼	5/14/15	1.5	0.35	1.85
Team Total								13.39

# 96



## UMBC

### America East Conference

# ▲ 48

Event	Scrd As	Athlete	Yr	Scored Mark	Date	Pl. Pts.	Bonus	TOTAL
Scored bests come from CURRENT season								
JAV	10	Vincent RENTZSCH	SR	74.28m 243-8	3/25/16	12	0.94	12.94
Team Total								12.94

"Scrd As", short for "Scored As", Standing used for place points portion of performance's score combining preseason data (when applied) to current season data

Numbers in BLACK are both the performance's actual NCAA rank AND "scored as" rank Numbers in RED indicate actual NCAA rank does not exist or is worse than "scored as" rank Numbers in BLUE indicate actual NCAA rank is better than "scored as" rank

USTFCCCA Non-Member

Non-Member Schools Will NOT be ranked, beginning Week 2



# USTFCCCA NCAA Division I National Team Computer Rankings

as of 4/4/2016 8:43:56 AM

## 2016 Outdoor Track & Field, Week #1

Only those who score >0.01 pts are shown  
D denotes multiple-event rule in affect

### MEN

# 97



## Indiana State

### Missouri Valley Conference

# ▼37

Event	Scrd As	Athlete	Yr	Scored Mark	Date	Pl. Pts.	Bonus	TOTAL
Scored bests come from CURRENT season								
▶ 110H	31	Marcus NEELY	JR	13.83 (1.3)	3/25/16	0.65	0.16	0.81
Scored bests come from PRE-SEASON DATA								
▶ 1500m	27	David TIMLIN	JR	3:42.22	6/13/15	0.85	0.32	1.17
▶ 110H	13	Adarius WASHINGTON	SR	13.58	4/22/15	8	0.97	8.97
▶ LJ	37	Devyn MIKELL	JR	7.64mw 25-¾	5/8/15	0.35	0.00	0.35
Team Total								11.30

# 98



## Rutgers

### Big Ten Conference

# ▼17

Event	Scrd As	Athlete	Yr	Scored Mark	Date	Pl. Pts.	Bonus	TOTAL
Scored bests come from CURRENT season								
▶ 400m	41	Izaiah BROWN	FR	46.46	3/31/16	0.225	0.00	0.22
▶ HT	34	Joseph VELEZ	SR	64.99m 213-2	3/31/16	0.5	0.00	0.50
Scored bests come from PRE-SEASON DATA								
▶ 400m	18	Jermaine GRIFFITH	JR	45.82	5/23/15	4	0.68	4.68
▶ LJ	49	Emeka EZE	SR	7.55m 24-9¾	5/15/15	0.025	0.00	0.03
▶ JAV	16	Thomas CARR	SR	72.78m 238-9	5/2/15	5	0.43	5.43
▶ JAV	39	Chris MIRABELLI	SO	69.84m 229-1	4/17/15	0.275	0.00	0.28
Team Total								11.14

# 99



## Binghamton

### America East Conference

# ▼11

Event	Scrd As	Athlete	Yr	Scored Mark	Date	Pl. Pts.	Bonus	TOTAL
Scored bests come from PRE-SEASON DATA								
▶ 800m	11	Jesse GARN	SR	1:47.03	4/17/15	10	0.86	10.86
▶ 1500m	56	Jesse GARN	SR	3:43.72	4/11/15	0.08	0.00	0.08
Team Total								10.94

# 100



## South Dakota State

### The Summit League

# ▲98

Event	Scrd As	Athlete	Yr	Scored Mark	Date	Pl. Pts.	Bonus	TOTAL
Scored bests come from CURRENT season								
▶ 10k	11	Joel REICHOW	JR	28:55.84	4/1/16	10	0.83	10.83
Team Total								10.83

# 101



## Hampton

### Mid-Eastern Athletic Conference

# ▼6

Event	Scrd As	Athlete	Yr	Scored Mark	Date	Pl. Pts.	Bonus	TOTAL
Scored bests come from PRE-SEASON DATA								
▶ 110H	12	Trey HOLLOWAY	SR	13.57	4/30/15	9	1.02	10.02
▶ 4x400	34			3:07.22	5/15/15	0.5	0.14	0.64
Team Total								10.66

# 102



## Boston University

### Patriot League

# ▲76

Event	Scrd As	Athlete	Yr	Scored Mark	Date	Pl. Pts.	Bonus	TOTAL
Scored bests come from CURRENT season								
▶ TJ	11	David OLUWADARA	JR	16.01m 52-6¾ (1.3)	3/30/16	10	0.64	10.64
Team Total								10.64

# 103



## Miami (Fla.)

### Atlantic Coast Conference

# ▼7

Event	Scrd As	Athlete	Yr	Scored Mark	Date	Pl. Pts.	Bonus	TOTAL
Scored bests come from CURRENT season								
▶ SP	20	Gian RAGONESI	JR	18.78m 61-7¾	3/25/16	3	0.34	3.34
▶ DISC	36	Gian RAGONESI	JR	56.10m 184-0	3/25/16	0.4	0.00	0.40
▶ HT	45	Carlos MANGUM	JR	63.58m 208-7	3/18/16	0.125	0.00	0.13
Scored bests come from PRE-SEASON DATA								
▶ LJ	32	John-Patrick FRIDAY	SR	7.67mw 25-2	3/20/15	0.6	0.06	0.66
▶ TJ	36	John-Patrick FRIDAY	SR	15.69mw 51-5¾	6/13/15	0.4	0.06	0.46
▶ SP	16	Isaiah SIMMONS	SR	18.88m 61-11¾	3/27/15	5	0.46	5.46
Team Total								10.46

# 104



## UMKC

### Western Athletic Conference

# ▼17

Event	Scrd As	Athlete	Yr	Scored Mark	Date	Pl. Pts.	Bonus	TOTAL
Scored bests come from CURRENT season								
▶ Steeple	12	Bryce MILLER	JR	8:43.81	4/1/16	9	0.91	9.91
Scored bests come from PRE-SEASON DATA								
▶ SP	46	Blake HOCKING	SR	18.17m 59-7¾	4/24/15	0.1	0.00	0.10
Team Total								10.01

"Scrd As", short for "Scored As", Standing used for place points portion of performance's score combining preseason data (when applied) to current season data

Numbers in BLACK are both the performance's actual NCAA rank AND "scored as" rank Numbers in RED indicate actual NCAA rank does not exist or is worse than "scored as" rank Numbers in BLUE indicate actual NCAA rank is better than "scored as" rank

USTFCCCA Non-Member

Non-Member Schools Will NOT be ranked, beginning Week 2



## 2016 Outdoor Track &amp; Field, Week #1

Only those who score >0.01 pts are shown  
D denotes multiple-event rule in affect

## MEN

105



Connecticut

▼ 7

American Athletic Conference

Event	Scrd As	Athlete	Yr	Scored Mark	Date	Pl. Pts.	Bonus	TOTAL
Scored bests come from CURRENT season								
JAV	48	Adam BOUCHER	SR	68.50m	224-9	3/30/16	0.05	0.00 0.05
Scored bests come from PRE-SEASON DATA								
110H	41	Selwyn MAXWELL	SR	13.97	5/14/15	0.225	0.00	0.22
PV	12	Craig HUNTER	JR	5.40m	17-8½	6/13/15	9	0.50 9.50
Team Total								9.78

106



Louisiana-Lafayette

▼ 6

Sun Belt Conference

Event	Scrd As	Athlete	Yr	Scored Mark	Date	Pl. Pts.	Bonus	TOTAL
Scored bests come from CURRENT season								
PV	25	Kyle BAUDOUIN	FR	5.31m	17-5	3/30/16	0.95	0.07 1.02
Scored bests come from PRE-SEASON DATA								
100m	15	Hanoj CARTER	JR	10.20	4/18/15	6	0.52	6.52
200m	25	Hanoj CARTER	JR	20.66	5/8/15	0.95	0.34	1.29
4x100	31			39.89	5/23/15	0.65	0.21	0.86
Team Total								9.69

107



Sam Houston State

▼ 17

Southland Conference

Event	Scrd As	Athlete	Yr	Scored Mark	Date	Pl. Pts.	Bonus	TOTAL
Scored bests come from PRE-SEASON DATA								
100m	17	Justin JENKINS	SR	10.24	5/8/15	4.5	0.40	4.90
200m	45	Justin JENKINS	SR	20.81w	5/8/15	0.125	0.07	0.19
4x100	35			39.95	4/25/15	0.45	0.16	0.61
HJ	20	Tyler ADAMS	SO	2.17m	7-1½	3/25/15	3	0.30 3.30
PV	31	Jay ROBERSON	JR	5.30m	17-4½	3/25/15	0.65	0.02 0.67
Team Total								9.68

108



Iona

▼ 17

Metro Atlantic Athletic Conference

Event	Scrd As	Athlete	Yr	Scored Mark	Date	Pl. Pts.	Bonus	TOTAL
Scored bests come from PRE-SEASON DATA								
Steeple	36	Xavier KING	SR	8:52.36	5/2/15	0.4	0.11	0.51
Steeple	46	Brandon ALLEN	JR	8:54.18	5/2/15	0.1	0.00	0.10
10k	14	Kieran CLEMENTS	SR	28:57.57	4/3/15	7	0.75	7.75
10k	48	Gilbert KIRUI	SO	29:16.21	4/3/15	0.05	0.13	0.18
10k	58	Andrew KOWALSKY	SR	29:21.49	5/15/15	0.02		0.02
Team Total								8.56

109



UC Irvine

▼ 6

Big West Conference

Event	Scrd As	Athlete	Yr	Scored Mark	Date	Pl. Pts.	Bonus	TOTAL
Scored bests come from CURRENT season								
DISC	42	Matt SEAWRIGHT	JR	55.87m	183-3	3/19/16	0.2	0.00 0.20
Scored bests come from PRE-SEASON DATA								
110H	14	Lloyd SICARD	JR	13.60	5/23/15	7	0.88	7.88
Team Total								8.08

110



Wake Forest

▼ 13

Atlantic Coast Conference

Event	Scrd As	Athlete	Yr	Scored Mark	Date	Pl. Pts.	Bonus	TOTAL
Scored bests come from CURRENT season								
800m	24	Robert HEPPENSTALL	FR	1:47.76	3/31/16	1	0.37	1.37
800m	30	Simon HOLDEN	JR	1:48.04	3/31/16	0.7	0.27	0.97
HT	33	Charlie IONATA	JR	65.15m	213-9	3/18/16	0.55	0.00 0.55
Scored bests come from PRE-SEASON DATA								
1500m	21	Simon HOLDEN	JR	3:41.92	4/17/15	2.5	0.37	2.87
SP	22	John MAURINS	SO	18.73m	61-5½	5/14/15	2	0.28 2.28
Team Total								8.04

"Scrd As", short for "Scored As", Standing used for place points portion of performance's score combining preseason data (when applied) to current season data

Numbers in BLACK are both the performance's actual NCAA rank AND "scored as" rank Numbers in RED indicate actual NCAA rank does not exist or is worse than "scored as" rank Numbers in BLUE indicate actual NCAA rank is better than "scored as" rank

USTFCCCA Non-Member

Non-Member Schools Will NOT be ranked, beginning Week 2





# USTFCCCA NCAA Division I National Team Computer Rankings

as of 4/4/2016 8:43:57 AM

## 2016 Outdoor Track & Field, Week #1

Only those who score >0.01 pts are shown  
D denotes multiple-event rule in affect

### MEN

# 111



## Duke

### Atlantic Coast Conference

# ▼ 1

Event	Scrd As	Athlete	Yr	Scored Mark	Date	Pl. Pts.	Bonus	TOTAL
-------	---------	---------	----	-------------	------	----------	-------	-------

#### Scored bests come from CURRENT season

▶ 10k	20	Shaun THOMPSON	SR	29:02.18	3/25/16	3	0.57	3.57
-------	----	----------------	----	----------	---------	---	------	------

#### Scored bests come from PRE-SEASON DATA

▶ SP	45	Stephen BOALS	SR	18.20m	59-8½	5/14/15	0.125	0.00	0.13
▶ JAV	21	Thomas LANG	SR	72.50m	237-10	6/13/15	2.5	0.37	2.87
▶ DEC	24	Tanner JOHNSON	SO	7,281		5/14/15	1	0.16	1.16
▶ DEC	47	Robert ROHNER	SR	7,070		5/14/15	0.075	0.00	0.08

**Team Total 7.80**

# 112



## Monmouth

### Metro Atlantic Athletic Conference

# ▼ 11

Event	Scrd As	Athlete	Yr	Scored Mark	Date	Pl. Pts.	Bonus	TOTAL
-------	---------	---------	----	-------------	------	----------	-------	-------

#### Scored bests come from PRE-SEASON DATA

▶ 800m	14	Dylan CAPWELL	JR	1:47.20	5/23/15	7	0.74	7.74
--------	----	---------------	----	---------	---------	---	------	------

**Team Total 7.74**

# 113



## Central Michigan

### Mid-American Conference

# ▲ 18

Event	Scrd As	Athlete	Yr	Scored Mark	Date	Pl. Pts.	Bonus	TOTAL
-------	---------	---------	----	-------------	------	----------	-------	-------

#### Scored bests come from CURRENT season

▶ DISC	15	Cole WALDERZAK	SR	59.00m	193-7	3/31/16	6	0.63	6.63
--------	----	----------------	----	--------	-------	---------	---	------	------

#### Scored bests come from PRE-SEASON DATA

▶ DISC	47	Dylan BANAGIS	JR	55.61m	182-5	5/7/15	0.075	0.00	0.08
▶ HT	35	Cole WALDERZAK	SR	64.91m	212-11	5/23/15	0.45	0.00	0.45

**Team Total 7.16**

# 114



## North Dakota State

### The Summit League

# ▼ 21

Event	Scrd As	Athlete	Yr	Scored Mark	Date	Pl. Pts.	Bonus	TOTAL
-------	---------	---------	----	-------------	------	----------	-------	-------

#### Scored bests come from CURRENT season

▶ SP	24	Alex RENNEN	JR	18.68m	61-3½	4/1/16	1	0.22	1.22
▶ JAV	19	Matti MORTIMORE	JR	72.72m	238-7	3/18/16	3.5	0.42	3.92

#### Scored bests come from PRE-SEASON DATA

▶ SP	47	Payton OTTERDAHL	SO	18.11m	59-5	4/22/15	0.075	0.00	0.08
▶ JAV	25	Tyler PARKER	SR	71.62m	234-11	3/20/15	0.95	0.16	1.11
▶ JAV	44	Austin SCHMIDT	SO	69.07m	226-7	5/23/15	0.15	0.00	0.15

**Team Total 6.48**

# 115



## Air Force

### Mountain West Conference

# ▼ 10

Event	Scrd As	Athlete	Yr	Scored Mark	Date	Pl. Pts.	Bonus	TOTAL
-------	---------	---------	----	-------------	------	----------	-------	-------

#### Scored bests come from CURRENT season

▶ HJ	27	Taylor SMITH	JR	2.16m	7-1	4/1/16	0.85	0.16	1.01
------	----	--------------	----	-------	-----	--------	------	------	------

#### Scored bests come from PRE-SEASON DATA

▶ 1500m	43	Patrick CORONA	SR	3:43.17		4/17/15	0.175	0.17	0.35
▶ 5000m	27	Patrick CORONA	SR	13:51.54		4/3/15	0.85	0.28	1.13
▶ PV	20	Dylan BELL	SR	5.35m	17-6½	5/23/15	3	0.26	3.26
▶ SP	36	Grant HAMILTON	SR	18.38m	60-3¾	4/17/15	0.4	0.00	0.40
▶ DISC	45	Grant HAMILTON	SR	55.80m	183-1	5/2/15	0.125	0.00	0.13

**Team Total 6.27**

# 116



## Memphis

### American Athletic Conference

# ▼ 14

Event	Scrd As	Athlete	Yr	Scored Mark	Date	Pl. Pts.	Bonus	TOTAL
-------	---------	---------	----	-------------	------	----------	-------	-------

#### Scored bests come from CURRENT season

▶ HJ	36	Jordan WESNER	FR	2.15m	7-½	3/25/16	0.4	0.02	0.42
------	----	---------------	----	-------	-----	---------	-----	------	------

#### Scored bests come from PRE-SEASON DATA

▶ DISC	18	Luke VAUGHN	JR	58.13m	190-8	5/14/15	4	0.38	4.38
▶ JAV	35	Michael CRITICOS	SO	70.23m	230-5	3/27/15	0.45	0.00	0.45
▶ JAV	38	Kyle BYNUM	SR	70.07m	229-10	6/13/15	0.3	0.00	0.30
▶ DEC	34	Luis HANSSLER	SR	7,158		5/14/15	0.5	0.00	0.50

**Team Total 6.05**

"Scrd As", short for "Scored As", Standing used for place points portion of performance's score combining preseason data (when applied) to current season data

Numbers in BLACK are both the performance's actual NCAA rank AND "scored as" rank Numbers in RED indicate actual NCAA rank does not exist or is worse than "scored as" rank Numbers in BLUE indicate actual NCAA rank is better than "scored as" rank

USTFCCCA Non-Member

Non-Member Schools Will NOT be ranked, beginning Week 2





# USTFCCCA NCAA Division I National Team Computer Rankings

as of 4/4/2016 8:43:57 AM

## 2016 Outdoor Track & Field, Week #1

Only those who score >0.01 pts are shown  
D denotes multiple-event rule in affect

### MEN

# 117



## Stephen F. Austin

### Southland Conference

# ▲19

Event	Scrd As	Athlete	Yr	Scored Mark	Date	Pl. Pts.	Bonus	TOTAL
-------	---------	---------	----	-------------	------	----------	-------	-------

#### Scored bests come from CURRENT season

▶ 4x400	25	Sharp, Gibson, Moore, Kerley		3:06.17	3/30/16	0.95	0.35	1.30
---------	----	------------------------------	--	---------	---------	------	------	------

▶ PV	18	Cameron MEYER	SR	5.37m	17-7½	3/24/16	4	0.36	4.36
------	----	---------------	----	-------	-------	---------	---	------	------

#### Scored bests come from PRE-SEASON DATA

▶ 400m	45	My'Lik KERLEY	SO	46.51	5/8/15	0.125	0.00	0.13
--------	----	---------------	----	-------	--------	-------	------	------

**Team Total 5.78**

# 118



## Cornell

### Ivy League

# ▼19

Event	Scrd As	Athlete	Yr	Scored Mark	Date	Pl. Pts.	Bonus	TOTAL
-------	---------	---------	----	-------------	------	----------	-------	-------

#### Scored bests come from CURRENT season

▶ 5000m	60	Mark TEDDER	JR	13:57.38	4/1/16		0.06	0.06
---------	----	-------------	----	----------	--------	--	------	------

▶ 110H	39	Max HAIRSTON	SR	13.95	(1.5)	4/2/16	0.275	0.00	0.28
--------	----	--------------	----	-------	-------	--------	-------	------	------

#### Scored bests come from PRE-SEASON DATA

▶ Steeple	43	Connor HERR	SR	8:53.66	5/9/15	0.175	0.01	0.19
-----------	----	-------------	----	---------	--------	-------	------	------

▶ HT	17	Rudy WINKLER	SO	68.10m	223-5	6/13/15	4.5	0.65	5.15
------	----	--------------	----	--------	-------	---------	-----	------	------

▶ DEC	47	Austin JAMERSON	JR	7,070	5/9/15	0.075	0.00	0.08
-------	----	-----------------	----	-------	--------	-------	------	------

**Team Total 5.75**

# 119



## South Carolina State

### Mid-Eastern Athletic Conference

# ▲3

Event	Scrd As	Athlete	Yr	Scored Mark	Date	Pl. Pts.	Bonus	TOTAL
-------	---------	---------	----	-------------	------	----------	-------	-------

#### Scored bests come from CURRENT season

▶ 400H	28	Christopher GADDIST	JR	51.01	4/1/16	0.8	0.23	1.03
--------	----	---------------------	----	-------	--------	-----	------	------

#### Scored bests come from PRE-SEASON DATA

▶ 100m	18	Demek KEMP	SO	10.25	4/1/15	4	0.38	4.38
--------	----	------------	----	-------	--------	---	------	------

**Team Total 5.40**

# 120



## UT Arlington

### Sun Belt Conference

# ▼16

Event	Scrd As	Athlete	Yr	Scored Mark	Date	Pl. Pts.	Bonus	TOTAL
-------	---------	---------	----	-------------	------	----------	-------	-------

#### Scored bests come from CURRENT season

▶ 4x400	47	Mitchell, Wallace, Williams, Martinsson		3:10.10	3/30/16	0.075	0.00	0.08
---------	----	---	--	---------	---------	-------	------	------

#### Scored bests come from PRE-SEASON DATA

▶ 4x100	23			39.68	5/8/15	1.5	0.39	1.89
---------	----	--	--	-------	--------	-----	------	------

▶ HJ	20	Roland SALES	SR	2.17m	7-1½	5/23/15	3	0.30	3.30
------	----	--------------	----	-------	------	---------	---	------	------

▶ DEC	49	Christian SCHIEMANN	JR	7,058	4/15/15	0.025	0.00	0.03
-------	----	---------------------	----	-------	---------	-------	------	------

**Team Total 5.29**

# 121



## Albany

### America East Conference

# ▼15

Event	Scrd As	Athlete	Yr	Scored Mark	Date	Pl. Pts.	Bonus	TOTAL
-------	---------	---------	----	-------------	------	----------	-------	-------

#### Scored bests come from PRE-SEASON DATA

▶ HJ	17	Alexander BOWEN JR.	RS15	2.19m	7-2½	4/24/14	4.5	0.60	5.10
------	----	---------------------	------	-------	------	---------	-----	------	------

▶ TJ	46	Devon WILLIS	SO	15.54m	51-0	5/15/15	0.1	0.00	0.10
------	----	--------------	----	--------	------	---------	-----	------	------

**Team Total 5.20**

# 122



## Eastern Illinois

### Ohio Valley Conference

# ▼6

Event	Scrd As	Athlete	Yr	Scored Mark	Date	Pl. Pts.	Bonus	TOTAL
-------	---------	---------	----	-------------	------	----------	-------	-------

#### Scored bests come from PRE-SEASON DATA


▶ 200m	19	Norvell MOHAMMED	SR	20.60w	4/2/15	3.5	0.45	3.95
--------	----	------------------	----	--------	--------	-----	------	------

▶ 400m	49	Norvell MOHAMMED	SR	46.53	5/2/15	0.025	0.00	0.03
--------	----	------------------	----	-------	--------	-------	------	------

▶ 4x100	26			39.79	5/15/15	0.9	0.30	1.20
---------	----	--	--	-------	---------	-----	------	------

**Team Total 5.17**

# 123



## Buffalo

### Mid-American Conference

# ▼10

Event	Scrd As	Athlete	Yr	Scored Mark	Date	Pl. Pts.	Bonus	TOTAL
-------	---------	---------	----	-------------	------	----------	-------	-------

#### Scored bests come from CURRENT season

▶ SP	17	Ryan CRIBBIN	JR	18.82m	61-9	3/18/16	4.5	0.39	4.89
------	----	--------------	----	--------	------	---------	-----	------	------

#### Scored bests come from PRE-SEASON DATA

▶ LJ	46	Austin ASHBY	SR	7.56mw	24-9¾	4/18/15	0.1	0.00	0.10
------	----	--------------	----	--------	-------	---------	-----	------	------

**Team Total 4.99**

"Scrd As", short for "Scored As", Standing used for place points portion of performance's score combining preseason data (when applied) to current season data

Numbers in BLACK are both the performance's actual NCAA rank AND "scored as" rank Numbers in RED indicate actual NCAA rank does not exist or is worse than "scored as" rank Numbers in BLUE indicate actual NCAA rank is better than "scored as" rank

USTFCCCA Non-Member

Non-Member Schools Will NOT be ranked, beginning Week 2



# USTFCCCA NCAA Division I National Team Computer Rankings

as of 4/4/2016 8:43:57 AM

## 2016 Outdoor Track & Field, Week #1

Only those who score >0.01 pts are shown  
D denotes multiple-event rule in affect

### MEN

# 124



## Manhattan

# ▼15

### Metro Atlantic Athletic Conference

Event	Scrd As	Athlete	Yr	Scored Mark	Date	Pl. Pts.	Bonus	TOTAL
-------	---------	---------	----	-------------	------	----------	-------	-------

Scored bests come from CURRENT season

▶ HT	48	Blerim POCESTA	SR	63.09m	207-0	3/18/16	0.05	0.00	0.05
------	----	----------------	----	--------	-------	---------	------	------	------

Scored bests come from PRE-SEASON DATA

▶ HT	18	Love LITZELL	JR	68.01m	223-1	4/17/15	4	0.63	4.63
------	----	--------------	----	--------	-------	---------	---	------	------

**Team Total 4.68**

# 125



## Drake

# ▲34

### Missouri Valley Conference

Event	Scrd As	Athlete	Yr	Scored Mark	Date	Pl. Pts.	Bonus	TOTAL
-------	---------	---------	----	-------------	------	----------	-------	-------

Scored bests come from CURRENT season

▶ Steeple	19	Robert MCCANN	JR	8:47.35	4/1/16	3.5	0.47	3.97
-----------	----	---------------	----	---------	--------	-----	------	------

▶ 4x100	42	Owens, Shelton, Chier, Vincent		40.23	3/25/16	0.2	0.00	0.20
---------	----	--------------------------------	--	-------	---------	-----	------	------

Scored bests come from PRE-SEASON DATA

▶ 400H	38	Kai ASBERRY	SR	51.33	4/18/15	0.3	0.00	0.30
--------	----	-------------	----	-------	---------	-----	------	------

**Team Total 4.47**

# 126



## Detroit

# ▼9

### Horizon League

Event	Scrd As	Athlete	Yr	Scored Mark	Date	Pl. Pts.	Bonus	TOTAL
-------	---------	---------	----	-------------	------	----------	-------	-------

Scored bests come from CURRENT season

▶ HT	20	Colin CASHNER	SR	66.87m	219-4	3/31/16	3	0.38	3.38
------	----	---------------	----	--------	-------	---------	---	------	------

Scored bests come from PRE-SEASON DATA

▶ 400H	29	Khalil PARRIS	JR	51.02	5/14/15	0.75	0.22	0.97
--------	----	---------------	----	-------	---------	------	------	------

**Team Total 4.35**

# 127



## Northeastern

# unch

### Colonial Athletic Association

Event	Scrd As	Athlete	Yr	Scored Mark	Date	Pl. Pts.	Bonus	TOTAL
-------	---------	---------	----	-------------	------	----------	-------	-------

Scored bests come from CURRENT season

▶ LJ	19	Kyle DARROW	JR	7.78m	25-6¼ (1.3)	3/24/16	3.5	0.45	3.95
------	----	-------------	----	-------	-------------	---------	-----	------	------

**Team Total 3.95**

# 128



## Florida A&M

# ▼14

### Mid-Eastern Athletic Conference


Event	Scrd As	Athlete	Yr	Scored Mark	Date	Pl. Pts.	Bonus	TOTAL
-------	---------	---------	----	-------------	------	----------	-------	-------

Scored bests come from PRE-SEASON DATA

▶ 400H	20	Dennis PUGH	SR	50.63	4/30/15	3	0.51	3.51
--------	----	-------------	----	-------	---------	---	------	------

**Team Total 3.51**

# 129



## Wyoming

# ▼8

### Mountain West Conference

Event	Scrd As	Athlete	Yr	Scored Mark	Date	Pl. Pts.	Bonus	TOTAL
-------	---------	---------	----	-------------	------	----------	-------	-------

Scored bests come from PRE-SEASON DATA

▶ 800m	20	Ricky FAURE	SO	1:47.59	5/1/15	3	0.48	3.48
--------	----	-------------	----	---------	--------	---	------	------

**Team Total 3.48**

# 130



## Notre Dame

# ▼4

### Atlantic Coast Conference

Event	Scrd As	Athlete	Yr	Scored Mark	Date	Pl. Pts.	Bonus	TOTAL
-------	---------	---------	----	-------------	------	----------	-------	-------

Scored bests come from PRE-SEASON DATA

▶ 1500m	63	Michael CLEVENGER	SR	3:43.91	4/17/15		0.06	0.06
---------	----	-------------------	----	---------	---------	--	------	------

▶ 5000m	53	Michael CLEVENGER	SR	13:56.24	4/3/15		0.10	0.10
---------	----	-------------------	----	----------	--------	--	------	------

▶ 4x400	21			3:05.70	5/23/15	2.5	0.44	2.94
---------	----	--	--	---------	---------	-----	------	------

▶ PV	43	Nate RICHARTZ	JR	5.25m	17-2¼	5/23/15	0.175	0.00	0.17
------	----	---------------	----	-------	-------	---------	-------	------	------

**Team Total 3.27**

# 131



## Texas State

# ▲3

### Sun Belt Conference

Event	Scrd As	Athlete	Yr	Scored Mark	Date	Pl. Pts.	Bonus	TOTAL
-------	---------	---------	----	-------------	------	----------	-------	-------

Scored bests come from CURRENT season

▶ 4x100	43	Schulz, George, Porter, Green		40.34	3/24/16	0.175	0.00	0.18
---------	----	-------------------------------	--	-------	---------	-------	------	------

▶ LJ	24	Aaron GEORGE	JR	7.73mw	25-4¼ (2.7)	3/24/16	1	0.27	1.27
------	----	--------------	----	--------	-------------	---------	---	------	------

Scored bests come from PRE-SEASON DATA

▶ 4x400	24			3:06.08	5/23/15	1	0.36	1.36
---------	----	--	--	---------	---------	---	------	------

▶ LJ	40	Cody SCHULZ	JR	7.60mw	24-11¼	4/25/15	0.25	0.00	0.25
------	----	-------------	----	--------	--------	---------	------	------	------

**Team Total 3.06**

"Scrd As", short for "Scored As", Standing used for place points portion of performance's score combining preseason data (when applied) to current season data

Numbers in BLACK are both the performance's actual NCAA rank AND "scored as" rank Numbers in RED indicate actual NCAA rank does not exist or is worse than "scored as" rank Numbers in BLUE indicate actual NCAA rank is better than "scored as" rank

USTFCCCA Non-Member

Non-Member Schools Will NOT be ranked, beginning Week 2



# USTFCCCA NCAA Division I National Team Computer Rankings

as of 4/4/2016 8:43:57 AM

## 2016 Outdoor Track & Field, Week #1

Only those who score >0.01 pts are shown  
D denotes multiple-event rule in affect

### MEN

#### 132 Cal Poly Big West Conference ▼ 3

Event	Scrd As	Athlete	Yr	Scored Mark	Date	Pl. Pts.	Bonus	TOTAL
Scored bests come from CURRENT season								
▶ Steeple	21	Nick WOOLF	SR	8:48.03	4/1/16	2.5	0.42	2.92
▶ DEC	46	Devin BENNETT	SR	7,087	3/17/16	0.1	0.00	0.10
Team Total								3.02

#### 133 Miami Mid-American Conference ▲ 64

Event	Scrd As	Athlete	Yr	Scored Mark	Date	Pl. Pts.	Bonus	TOTAL
Scored bests come from CURRENT season								
▶ 10k	21	Joseph STEWART	SR	29:03.79	4/1/16	2.5	0.50	3.00
Team Total								3.00

#### 134 New Hampshire America East Conference ▼ 10

Event	Scrd As	Athlete	Yr	Scored Mark	Date	Pl. Pts.	Bonus	TOTAL
Scored bests come from PRE-SEASON DATA								
▶ 800m	21	Drew PIAZZA	JR	1:47.66	5/15/15	2.5	0.43	2.93
Team Total								2.93

#### 135 Jackson State Southwestern Athletic Conference ▼ 5

Event	Scrd As	Athlete	Yr	Scored Mark	Date	Pl. Pts.	Bonus	TOTAL
Scored bests come from CURRENT season								
▶ 110H	21	Bentrell MCGEE	SR	13.73 (1.8)	3/17/16	2.5	0.39	2.89
Team Total								2.89

#### 136 Loyola-Chicago Missouri Valley Conference ▼ 17

Event	Scrd As	Athlete	Yr	Scored Mark	Date	Pl. Pts.	Bonus	TOTAL
Scored bests come from PRE-SEASON DATA								
▶ TJ	21	Antwon JAMES	SR	15.83mw 51-11¼	5/15/15	2.5	0.30	2.80
Team Total								2.80

#### 137 Wichita State Missouri Valley Conference ▼ 25

Event	Scrd As	Athlete	Yr	Scored Mark	Date	Pl. Pts.	Bonus	TOTAL
Scored bests come from CURRENT season								
▶ JAV	35	Dylan REIMER	SR	70.23m 230-5	3/25/16	0.45	0.00	0.45
Scored bests come from PRE-SEASON DATA								
▶ 10k	57	Brady JOHNSON	JR	29:21.39	4/8/15		0.02	0.02
▶ 400H	26	Jonathan DUVALL	JR	50.91	4/17/15	0.9	0.30	1.20
▶ HT	26	Weston COTTRELL	SR	65.60m 215-2	5/23/15	0.9	0.09	0.99
▶ HT	46	Skylar ARNESON	SR	63.41m 208-0	5/15/15	0.1	0.00	0.10
Team Total								2.77

#### 138 Louisiana Tech Conference USA ▼ 13

Event	Scrd As	Athlete	Yr	Scored Mark	Date	Pl. Pts.	Bonus	TOTAL
Scored bests come from CURRENT season								
▶ 110H	38	Tramaine MALONEY	SR	13.94w (3.7)	3/26/16	0.3	0.00	0.30
Scored bests come from PRE-SEASON DATA								
▶ 100m	30	Jermey HICKS	JR	10.31w	4/18/15	0.7	0.21	0.91
▶ 4x100	34			39.94	3/25/15	0.5	0.17	0.67
▶ LJ	29	Jarrett SAMUELS	SR	7.68mw 25-2½	5/14/15	0.75	0.10	0.85
Team Total								2.72

#### 139 Liberty Big South Conference ▼ 16

Event	Scrd As	Athlete	Yr	Scored Mark	Date	Pl. Pts.	Bonus	TOTAL
Scored bests come from CURRENT season								
▶ JAV	27	Steve FEISTER	SR	71.51m 234-7	3/17/16	0.85	0.13	0.98
Scored bests come from PRE-SEASON DATA								
▶ 400H	36	Ryan DAVIS	JR	51.23	5/14/15	0.4	0.07	0.47
▶ DISC	35	Fred FULTON	SR	56.27m 184-7	5/14/15	0.45	0.00	0.45
▶ DEC	33	Zach DAVIS	JR	7,171	5/14/15	0.55	0.00	0.55
Team Total								2.45

"Scrd As", short for "Scored As", Standing used for place points portion of performance's score combining preseason data (when applied) to current season data

Numbers in BLACK are both the performance's actual NCAA rank AND "scored as" rank Numbers in RED indicate actual NCAA rank does not exist or is worse than "scored as" rank Numbers in BLUE indicate actual NCAA rank is better than "scored as" rank

USTFCCCA Non-Member

Non-Member Schools Will NOT be ranked, beginning Week 2



## 2016 Outdoor Track &amp; Field, Week #1

Only those who score >0.01 pts are shown  
D denotes multiple-event rule in affect

## MEN

140



William and Mary

Colonial Athletic Association

▼22

Event	Scrd As	Athlete	Yr	Scored Mark	Date	Pl. Pts.	Bonus	TOTAL
Scored bests come from PRE-SEASON DATA								
▶ Steeple	39	Ryan GOUSSE	SR	8:52.56	5/15/15	0.275	0.09	0.37
▶ PV	31	Derek O'CONNELL	SR	5.30m 17-4½	5/1/15	0.65	0.02	0.67
▶ HT	42	Brian WATERFIELD	SR	63.81m 209-4	4/23/15	0.2	0.00	0.20
▶ JAV	24	Robert SMUTSKY	JR	71.67m 235-1	4/23/15	1	0.17	1.17
Team Total								2.40

141



ULM

Sun Belt Conference

▼13

Event	Scrd As	Athlete	Yr	Scored Mark	Date	Pl. Pts.	Bonus	TOTAL
Scored bests come from CURRENT season								
▶ LJ	38	Jemal PARHARM	SO	7.63mw 25-½ (3.0)	3/30/16	0.3	0.00	0.30
▶ TJ	35	Corey WESLEY	SR	15.70m 51-6½ (1.9)	3/18/16	0.45	0.08	0.53
▶ TJ	43	Lebrun NELSON	SO	15.58mw 51-1½ (2.2)	3/18/16	0.175	0.00	0.17
Scored bests come from PRE-SEASON DATA								
▶ 400m	38	Andrew TATE	SR	46.42	4/25/15	0.3	0.03	0.33
▶ LJ	34	Corey WESLEY	SR	7.65mw 25-1¼	4/25/15	0.5	0.00	0.50
▶ DISC	40	Jevaughn SHAW	JR	55.97m 183-7	5/8/15	0.25	0.00	0.25
Team Total								2.09

142



UC Santa Barbara

Big West Conference

▼1

Event	Scrd As	Athlete	Yr	Scored Mark	Date	Pl. Pts.	Bonus	TOTAL
Scored bests come from CURRENT season								
▶ 1500m	29	Shyan VAZIRI	SR	3:42.23c 4:00.01(1)	4/1/16	0.75	0.32	1.07
▶ 400H	49	Myles MCDONALD	JR	51.55	3/24/16	0.025	0.00	0.03
▶ DEC	44	Tyler NELSON	SO	7,097	4/1/16	0.15	0.00	0.15
Scored bests come from PRE-SEASON DATA								
▶ 10k	39	Bryan GUIJARRO	SR	29:11.20	4/3/15	0.275	0.23	0.50
Team Total								1.75

143



Abilene Christian

Southland Conference

▼11

Event	Scrd As	Athlete	Yr	Scored Mark	Date	Pl. Pts.	Bonus	TOTAL
Scored bests come from PRE-SEASON DATA								
▶ 100m	57	Johnathan FARQUARSHON	SR	10.38	5/8/15		0.01	0.01
▶ 200m	26	Johnathan FARQUARSHON	SR	20.68	4/17/15	0.9	0.31	1.21
▶ DISC	37	Kai SCHMIDT	SO	56.05m 183-10	3/26/15	0.35	0.00	0.35
Team Total								1.57

144



Charleston Southern

Big South Conference

▲54

Event	Scrd As	Athlete	Yr	Scored Mark	Date	Pl. Pts.	Bonus	TOTAL
Scored bests come from CURRENT season								
▶ LJ	25	Braxton DRUMMOND	SR	7.72m 25-4 (1.4)	3/31/16	0.95	0.24	1.19
▶ TJ	40	EJ REDDICK	SR	15.63m 51-3½ (0.2)	3/31/16	0.25	0.00	0.25
Team Total								1.44

145



Southeast Missouri

Ohio Valley Conference

unch

Event	Scrd As	Athlete	Yr	Scored Mark	Date	Pl. Pts.	Bonus	TOTAL
Scored bests come from CURRENT season								
▶ SP	39	Kevin FARLEY	SR	18.36m 60-3	4/1/16	0.275	0.00	0.28
▶ DISC	41	Kevin FARLEY	SR	55.94m 183-6	4/1/16	0.225	0.00	0.22
Scored bests come from PRE-SEASON DATA								
▶ TJ	30	Chris MARTIN	JR	15.75m 51-8¾	5/23/15	0.7	0.17	0.87
Team Total								1.37

146



Navy

Patriot League

▼7

Event	Scrd As	Athlete	Yr	Scored Mark	Date	Pl. Pts.	Bonus	TOTAL
Scored bests come from PRE-SEASON DATA								
▶ PV	31	Jiles MANESS	SR	5.30m 17-4½	3/14/15	0.65	0.02	0.67
▶ JAV	31	Jay STELL	SR	70.50m 231-3	5/15/15	0.65	0.00	0.65
Team Total								1.32

"Scrd As", short for "Scored As", Standing used for place points portion of performance's score combining preseason data (when applied) to current season data

Numbers in BLACK are both the performance's actual NCAA rank AND "scored as" rank Numbers in RED indicate actual NCAA rank does not exist or is worse than "scored as" rank Numbers in BLUE indicate actual NCAA rank is better than "scored as" rank

USTFCCCA Non-Member

Non-Member Schools Will NOT be ranked, beginning Week 2



# USTFCCCA NCAA Division I National Team Computer Rankings

as of 4/4/2016 8:43:58 AM

## 2016 Outdoor Track & Field, Week #1

Only those who score >0.01 pts are shown  
D denotes multiple-event rule in affect

### MEN

#### 147 North Florida Atlantic Sun Conference ▲ 33

Event	Scrd As	Athlete	Yr	Scored Mark	Date	Pl. Pts.	Bonus	TOTAL
Scored bests come from CURRENT season								
1500m	33	Nick MORKEN	SO	3:42.56	3/31/16	0.55	0.27	0.82
HJ	36	Bobby HARRIS	SO	2.15m 7-½	3/31/16	0.4	0.02	0.42
Team Total								1.24

#### 148 Campbell Big South Conference ▼ 13

Event	Scrd As	Athlete	Yr	Scored Mark	Date	Pl. Pts.	Bonus	TOTAL
Scored bests come from CURRENT season								
5000m	65	Amon TERER	SR	13:58.32	3/25/16		0.02	0.02
10k	37	Lawrence KIPKOECH	SO	29:11.00	3/25/16	0.35	0.23	0.58
Scored bests come from PRE-SEASON DATA								
5000m	36	Lawrence KIPKOECH	SO	13:53.97	4/17/15	0.4	0.19	0.59
Team Total								1.19

#### 149 Coastal Carolina Big South Conference ▼ 1

Event	Scrd As	Athlete	Yr	Scored Mark	Date	Pl. Pts.	Bonus	TOTAL
Scored bests come from CURRENT season								
4x400	46	Coaxum, Wellington, Stanley, Wilkerson		3:10.01	3/25/16	0.1	0.00	0.10
Scored bests come from PRE-SEASON DATA								
110H	27	Desmond WALLACE	SR	13.80	5/14/15	0.85	0.23	1.08
Team Total								1.18

#### 150 Appalachian State Sun Belt Conference ▼ 7

Event	Scrd As	Athlete	Yr	Scored Mark	Date	Pl. Pts.	Bonus	TOTAL
Scored bests come from PRE-SEASON DATA								
100m	26	William BUCKLEY	JR	10.30	5/8/15	0.9	0.23	1.13
Team Total								1.13

#### 151 UMES Mid-Eastern Athletic Conference ▼ 4

Event	Scrd As	Athlete	Yr	Scored Mark	Date	Pl. Pts.	Bonus	TOTAL
Scored bests come from PRE-SEASON DATA								
Steeple	28	Khalil RMIDI KININI	JR	8:49.41	5/15/15	0.8	0.32	1.12
Team Total								1.12

#### 152 South Dakota The Summit League ▼ 12

Event	Scrd As	Athlete	Yr	Scored Mark	Date	Pl. Pts.	Bonus	TOTAL
Scored bests come from CURRENT season								
110H	33	Teivaskie LEWIN	SR	13.87 (-0.4)	3/18/16	0.55	0.07	0.62
4x100	41	Thony, Lewin, O'Connell, Williams		40.15	3/18/16	0.225	0.00	0.23
Scored bests come from PRE-SEASON DATA								
PV	40	Jake DAVID	SO	5.29m 17-4¼	4/11/15	0.25	0.00	0.25
Team Total								1.09

#### 153 Utah Valley Western Athletic Conference ▼ 11

Event	Scrd As	Athlete	Yr	Scored Mark	Date	Pl. Pts.	Bonus	TOTAL
Scored bests come from PRE-SEASON DATA								
Steeple	31	Trac NORRIS	SR	8:50.49	5/23/15	0.65	0.24	0.89
HJ	43	Scott MOAKE	SR	2.14m 7-¼	5/1/15	0.175	0.00	0.17
Team Total								1.06

#### 154 Army West Point Patriot League ▼ 16

Event	Scrd As	Athlete	Yr	Scored Mark	Date	Pl. Pts.	Bonus	TOTAL
Scored bests come from PRE-SEASON DATA								
PV	25	Lee BARES	SO	5.31m 17-5	4/17/15	0.95	0.07	1.02
Team Total								1.02

"Scrd As", short for "Scored As", Standing used for place points portion of performance's score combining preseason data (when applied) to current season data

Numbers in BLACK are both the performance's actual NCAA rank AND "scored as" rank Numbers in RED indicate actual NCAA rank does not exist or is worse than "scored as" rank Numbers in BLUE indicate actual NCAA rank is better than "scored as" rank

USTFCCCA Non-Member

Non-Member Schools Will NOT be ranked, beginning Week 2





# USTFCCCA NCAA Division I National Team Computer Rankings

as of 4/4/2016 8:43:58 AM

## 2016 Outdoor Track & Field, Week #1

Only those who score >0.01 pts are shown  
D denotes multiple-event rule in affect

### MEN

155

Montana

Big Sky Conference

▲ 43

Event	Scrd As	Athlete	Yr	Scored Mark	Date	Pl. Pts.	Bonus	TOTAL
Scored bests come from CURRENT season								
HJ	27	Matt QUIST	SO	2.16m	7-1	4/2/16	0.85	0.16 1.01
Team Total								1.01

155

Weber State

Big Sky Conference

▼ 22

Event	Scrd As	Athlete	Yr	Scored Mark	Date	Pl. Pts.	Bonus	TOTAL
Scored bests come from PRE-SEASON DATA								
HJ	27	Anthony GREGORY	JR	2.16m	7-1	5/13/15	0.85	0.16 1.01
Team Total								1.01

157

Morgan State

Mid-Eastern Athletic Conference

▼ 11

Event	Scrd As	Athlete	Yr	Scored Mark	Date	Pl. Pts.	Bonus	TOTAL
Scored bests come from PRE-SEASON DATA								
400H	49	Evan JOHNSON	SR	51.55	4/30/15	0.025	0.00	0.03
4x400	31			3:06.74	5/15/15	0.65	0.23	0.88
Team Total								0.91

158

North Texas

Conference USA

▲ 6

Event	Scrd As	Athlete	Yr	Scored Mark	Date	Pl. Pts.	Bonus	TOTAL
Scored bests come from CURRENT season								
1500m	49	Bryce MCANDREW	SR	3:43.41c	4:01.28(1)	3/30/16	0.025	0.13 0.16
HJ	36	Eddie WILCOX	SR	2.15m	7-½	3/26/16	0.4	0.02 0.42
Scored bests come from PRE-SEASON DATA								
200m	42	Collin HEARD	JR	20.79w	4/25/15	0.2	0.11	0.31
Team Total								0.89

159

Harvard

Ivy League

▲ 39

Event	Scrd As	Athlete	Yr	Scored Mark	Date	Pl. Pts.	Bonus	TOTAL
Scored bests come from CURRENT season								
800m	32	Myles MARSHALL	FR	1:48.20	3/31/16	0.6	0.22	0.82
5000m	68	Brandon PRICE	JR	13:58.57	4/1/16	0.01		0.01
Team Total								0.83

160

Southern Utah

Big Sky Conference

▼ 11

Event	Scrd As	Athlete	Yr	Scored Mark	Date	Pl. Pts.	Bonus	TOTAL
Scored bests come from CURRENT season								
DISC	46	Jayson KOVAR	JR	55.62m	182-5	3/17/16	0.1	0.00 0.10
Scored bests come from PRE-SEASON DATA								
1500m	36	Mike TATE	JR	3:42.72	5/2/15	0.4	0.24	0.64
Team Total								0.74

161

Citadel

Southern Conference

▼ 5

Event	Scrd As	Athlete	Yr	Scored Mark	Date	Pl. Pts.	Bonus	TOTAL
Scored bests come from CURRENT season								
JAV	32	Capers WILLIAMSON	SR	70.44m	231-1	3/17/16	0.6	0.00 0.60
Team Total								0.60

162

Tennessee State

Ohio Valley Conference

▼ 8

Event	Scrd As	Athlete	Yr	Scored Mark	Date	Pl. Pts.	Bonus	TOTAL
Scored bests come from PRE-SEASON DATA								
800m	36	Quamel PRINCE	JR	1:48.41	5/15/15	0.4	0.15	0.55
Team Total								0.55

"Scrd As", short for "Scored As", Standing used for place points portion of performance's score combining preseason data (when applied) to current season data

Numbers in BLACK are both the performance's actual NCAA rank AND "scored as" rank Numbers in RED indicate actual NCAA rank does not exist or is worse than "scored as" rank Numbers in BLUE indicate actual NCAA rank is better than "scored as" rank

USTFCCCA Non-Member

Non-Member Schools Will NOT be ranked, beginning Week 2





# USTFCCCA NCAA Division I National Team Computer Rankings

as of 4/4/2016 8:43:58 AM

## 2016 Outdoor Track & Field, Week #1

Only those who score >0.01 pts are shown  
D denotes multiple-event rule in affect

### MEN

163

**UC Davis**  
 Big West Conference

▲ 28

Event	Scrd As	Athlete	Yr	Scored Mark	Date	Pl. Pts.	Bonus	TOTAL	
Scored bests come from CURRENT season									
▶ 10k	45	Trevor HALSTED	SR	29:14.73	4/1/16	0.125	0.16	0.28	
▶ HJ	43	Kyle CLANCY	FR	2.14m	7-¼	4/2/16	0.175	0.00	0.17
Team Total								0.46	

164

**Norfolk State**  
 Mid-Eastern Athletic Conference

▼ 4

Event	Scrd As	Athlete	Yr	Scored Mark	Date	Pl. Pts.	Bonus	TOTAL
Scored bests come from PRE-SEASON DATA								
200m	39	Steve COLES	SR	20.76	4/10/15	0.275	0.16	0.43
Team Total								0.43

165

**La Salle**  
 Atlantic 10 Conference

▼ 7

Event	Scrd As	Athlete	Yr	Scored Mark	Date	Pl. Pts.	Bonus	TOTAL
Scored bests come from PRE-SEASON DATA								
800m	38	Chris SANDERS	JR	1:48.46	5/15/15	0.3	0.13	0.43
Team Total								0.43

166

**Central Arkansas**  
 Southland Conference

▼ 14

Event	Scrd As	Athlete	Yr	Scored Mark	Date	Pl. Pts.	Bonus	TOTAL	
Scored bests come from PRE-SEASON DATA									
► HJ	36	Eric MOORE	SO	2.15m	7-½	3/20/15	0.4	0.02	0.42
Team Total								0.42	

167

**Fairleigh Dickinson**  
 Northeast Conference

▼ 6

Event	Scrd As	Athlete	Yr	Scored Mark		Date	Pl. Pts.	Bonus	TOTAL
Scored bests come from CURRENT season									
► SP	36	Mark RAMSEY	JR	18.38m	60-3¼	3/18/16	0.4	0.00	0.40
Team Total									0.40

168

**George Mason**  
 Atlantic 10 Conference

▲ 9

Event	Scrd As	Athlete	Yr	Scored Mark	Date	Pl. Pts.	Bonus	TOTAL
Scored bests come from CURRENT season								
5000m	47	Steven FLYNN	JR	13:55.26	3/25/16	0.075	0.14	0.21
4x100	43	Raymond, Agyei, Stone, Freeman		40.34	3/25/16	0.175	0.00	0.18
4x400	50	May, Freeman, Pierre, Gomez		3:11.12	3/18/16	0.01	0.00	0.01
Team Total								0.40

169

**Incarnate Word**  
 Southland Conference

▼ 4

Event	Scrd As	Athlete	Yr	Scored Mark	Date	Pl. Pts.	Bonus	TOTAL
Scored bests come from PRE-SEASON DATA								
4x100	39			40.02	4/25/15	0.275	0.10	0.38
Team Total								0.38

170

**Bradley**  
 Missouri Valley Conference

▲ 19

Event	Scrd As	Athlete	Yr	Scored Mark	Date	Pl. Pts.	Bonus	TOTAL
Scored bests come from CURRENT season								
5000m	42	Michael WARD	SO	13:54.49	4/1/16	0.2	0.17	0.37
Team Total								0.37

171

**San Francisco**  
 West Coast Conference

▲ 21

Event	Scrd As	Athlete	Yr	Scored Mark	Date	Pl. Pts.	Bonus	TOTAL
Scored bests come from CURRENT season								
10k	44	Matt LEACH	SR	29:14.36	4/1/16	0.15	0.16	0.31
10k	54	Alex SHORT	JR	29:19.55	4/1/16		0.06	0.06
Team Total								0.37

"Scrd As", short for "Scored As", Standing used for place points portion of performance's score combining preseason data (when applied) to current season data

Numbers in BLACK are both the performance's actual NCAA rank AND "scored as" rank Numbers in RED indicate actual NCAA rank does not exist or is worse than "scored as" rank Numbers in BLUE indicate actual NCAA rank is better than "scored as" rank

USTFCCCA Non-Member

Non-Member Schools Will NOT be ranked, beginning Week 2



# USTFCCCA NCAA Division I National Team Computer Rankings

as of 4/4/2016 8:43:58 AM

## 2016 Outdoor Track & Field, Week #1

Only those who score >0.01 pts are shown  
D denotes multiple-event rule in affect

### MEN

#### 172 McNeese State Southland Conference ▼ 1

Event	Scrd As	Athlete	Yr	Scored Mark	Date	Pl. Pts.	Bonus	TOTAL
Scored bests come from CURRENT season								
TJ	41	John LEMKE	JR	15.62mw 51-3 (2.5)	3/31/16	0.225	0.00	0.22
Scored bests come from PRE-SEASON DATA								
LJ	46	Kartavius HAMILTON	SR	7.56m 24-9½	3/14/15	0.1	0.00	0.10
Team Total								0.32

#### 173 Cal State Northridge Big West Conference ▼ 4

Event	Scrd As	Athlete	Yr	Scored Mark	Date	Pl. Pts.	Bonus	TOTAL
Scored bests come from PRE-SEASON DATA								
4x100	40			40.06	5/15/15	0.25	0.07	0.32
Team Total								0.32

#### 174 Lamar Southland Conference ▲ 24

Event	Scrd As	Athlete	Yr	Scored Mark	Date	Pl. Pts.	Bonus	TOTAL
Scored bests come from CURRENT season								
5000m	44	Iliass AOUANI	FR	13:55.02	4/1/16	0.15	0.15	0.30
Team Total								0.30

#### 175 UNC-Wilmington Colonial Athletic Association ▼ 12

Event	Scrd As	Athlete	Yr	Scored Mark	Date	Pl. Pts.	Bonus	TOTAL
Scored bests come from CURRENT season								
LJ	40	Trey JONES	SR	7.60m 24-11¼ (1.2)	3/12/16	0.25	0.00	0.25
Team Total								0.25

#### 176 Providence BIG EAST Conference ▲ 19

Event	Scrd As	Athlete	Yr	Scored Mark	Date	Pl. Pts.	Bonus	TOTAL
Scored bests come from CURRENT season								
5000m	51	Jordan MANN	SR	13:56.02	4/1/16		0.11	0.11
10k	49	Hugh ARMSTRONG	JR	29:16.73	4/1/16	0.025	0.12	0.14
Team Total								0.25

#### 177 Cal State Fullerton Big West Conference ▼ 15

Event	Scrd As	Athlete	Yr	Scored Mark	Date	Pl. Pts.	Bonus	TOTAL
Scored bests come from CURRENT season								
4x100	47	Penick, Smith, Zimmerman, Matos		40.40	3/18/16	0.075	0.00	0.08
4x400	44	Zimmerman, Matos, Smith, Gordon		3:09.67	3/18/16	0.15	0.00	0.15
Team Total								0.23

#### 178 Oral Roberts The Summit League ▼ 8

Event	Scrd As	Athlete	Yr	Scored Mark	Date	Pl. Pts.	Bonus	TOTAL
Scored bests come from PRE-SEASON DATA								
PV	41	Justin ESTALA	JR	5.26m 17-3	3/27/15	0.225	0.00	0.22
Team Total								0.22

#### 179 Milwaukee Horizon League ▼ 13

Event	Scrd As	Athlete	Yr	Scored Mark	Date	Pl. Pts.	Bonus	TOTAL
Scored bests come from PRE-SEASON DATA								
110H	42	Nate POZOLINSKI	JR	13.99	4/26/15	0.2	0.00	0.20
Team Total								0.20

#### 179 Sacramento State Big Sky Conference ▼ 13

Event	Scrd As	Athlete	Yr	Scored Mark	Date	Pl. Pts.	Bonus	TOTAL
Scored bests come from PRE-SEASON DATA								
110H	42	Paul LYONS	SR	13.99	5/13/15	0.2	0.00	0.20
Team Total								0.20

#### 181 Coppin State Mid-Eastern Athletic Conference ▼ 6

Event	Scrd As	Athlete	Yr	Scored Mark	Date	Pl. Pts.	Bonus	TOTAL
Scored bests come from PRE-SEASON DATA								
TJ	43	Shane GREEN	SR	15.58m 51-1½	5/8/15	0.175	0.00	0.17
Team Total								0.17

"Scrd As", short for "Scored As", Standing used for place points portion of performance's score combining preseason data (when applied) to current season data

Numbers in BLACK are both the performance's actual NCAA rank AND "scored as" rank Numbers in RED indicate actual NCAA rank does not exist or is worse than "scored as" rank Numbers in BLUE indicate actual NCAA rank is better than "scored as" rank

USTFCCCA Non-Member

Non-Member Schools Will NOT be ranked, beginning Week 2



# USTFCCCA NCAA Division I National Team Computer Rankings

as of 4/4/2016 8:43:59 AM

## 2016 Outdoor Track & Field, Week #1

Only those who score >0.01 pts are shown  
D denotes multiple-event rule in affect

### MEN

181

**Seattle**  
 Western Athletic Conference

▼13

Event	Scrd As	Athlete	Yr	Scored Mark	Date	Pl. Pts.	Bonus	TOTAL
Scored bests come from PRE-SEASON DATA								
HJ	43	Shaddye MELU	SR	2.14m	7-¼	4/17/15	0.175	0.00 0.17
Team Total								0.17

183

**Tulane**  
 American Athletic Conference

▼11

Event	Scrd As	Athlete	Yr	Scored Mark	Date	Pl. Pts.	Bonus	TOTAL
Scored bests come from PRE-SEASON DATA								
LJ	44	Devon BREAU	SR	7.59mw	24-11	4/18/15	0.15	0.00 0.15
Team Total								0.15

184

**Northern Kentucky**  
 Horizon League

▼10

Event	Scrd As	Athlete	Yr	Scored Mark	Date	Pl. Pts.	Bonus	TOTAL
Scored bests come from PRE-SEASON DATA								
5000m	50	JJ WEBBER	SR	13:55.57		4/16/15	0.01	0.13 0.14
Team Total								0.14

185

**Furman**  
 Southern Conference

▼35

Event	Scrd As	Athlete	Yr	Scored Mark	Date	Pl. Pts.	Bonus	TOTAL
Scored bests come from PRE-SEASON DATA								
10k	50	Tanner HINKLE	JR	29:16.77		4/3/15	0.01	0.11 0.12
Team Total								0.12

186

**Yale**  
 Ivy League

▼7

Event	Scrd As	Athlete	Yr	Scored Mark	Date	Pl. Pts.	Bonus	TOTAL
Scored bests come from PRE-SEASON DATA								
1500m	61	James RANDON	JR	3:43.90		4/17/15	0.06	0.06
Steeple	48	Duncan TOMLIN	SR	8:55.28		5/9/15	0.05	0.00 0.05
Team Total								0.11

187

**Delaware State**  
 Mid-Eastern Athletic Conference

▼11

Event	Scrd As	Athlete	Yr	Scored Mark	Date	Pl. Pts.	Bonus	TOTAL
Scored bests come from PRE-SEASON DATA								
400H	46	Charles WULFF-COCHRANE	SR	51.49		5/15/15	0.1	0.00 0.10
Team Total								0.10

187

**High Point**  
 Big South Conference

▼4

Event	Scrd As	Athlete	Yr	Scored Mark	Date	Pl. Pts.	Bonus	TOTAL
Scored bests come from CURRENT season								
JAV	46	Christian SPAULDING	SR	68.75m	225-6	3/18/16	0.1	0.00 0.10
Team Total								0.10

189

**Lipscomb**  
 Atlantic Sun Conference

▼16

Event	Scrd As	Athlete	Yr	Scored Mark	Date	Pl. Pts.	Bonus	TOTAL
Scored bests come from PRE-SEASON DATA								
110H	47	Wayne NEWMAN	SO	14.01		4/16/15	0.075	0.00 0.08
Team Total								0.08

190

**Elon**  
 Colonial Athletic Association

▼6

Event	Scrd As	Athlete	Yr	Scored Mark	Date	Pl. Pts.	Bonus	TOTAL
Scored bests come from PRE-SEASON DATA								
5000m	59	Luis VARGAS	SR	13:57.09		3/27/15	0.07	0.07
Team Total								0.07

191

**Columbia**  
 Ivy League

▼38

Event	Scrd As	Athlete	Yr	Scored Mark	Date	Pl. Pts.	Bonus	TOTAL
Scored bests come from PRE-SEASON DATA								
10k	53	Tait RUTHERFORD	SR	29:19.17		4/3/15	0.07	0.07
Team Total								0.07

"Scrd As", short for "Scored As", Standing used for place points portion of performance's score combining preseason data (when applied) to current season data

Numbers in BLACK are both the performance's actual NCAA rank AND "scored as" rank Numbers in RED indicate actual NCAA rank does not exist or is worse than "scored as" rank Numbers in BLUE indicate actual NCAA rank is better than "scored as" rank

USTFCCCA Non-Member

Non-Member Schools Will NOT be ranked, beginning Week 2



## 2016 Outdoor Track &amp; Field, Week #1

Only those who score >0.01 pts are shown  
D denotes multiple-event rule in affect

## MEN

192



New Orleans

Southland Conference

▼ 7

Event	Scrd As	Athlete	Yr	Scored Mark	Date	Pl. Pts.	Bonus	TOTAL
-------	---------	---------	----	-------------	------	----------	-------	-------

Scored bests come from PRE-SEASON DATA

▶ 400H	48	Constant PRETORIUS	SR	51.54	5/8/15	0.05	0.00	0.05
--------	----	--------------------	----	-------	--------	------	------	------

Team Total 0.05

193



Grambling State

Southwestern Athletic Conference

▼ 11

Event	Scrd As	Athlete	Yr	Scored Mark	Date	Pl. Pts.	Bonus	TOTAL
-------	---------	---------	----	-------------	------	----------	-------	-------

Scored bests come from CURRENT season

▶ 200m	50	Jamael MCTEAR	SR	20.84 (0.6)	3/25/16	0.01	0.02	0.03
--------	----	---------------	----	-------------	---------	------	------	------

Team Total 0.03

194



Montana State

Big Sky Conference

▼ 14

Event	Scrd As	Athlete	Yr	Scored Mark	Date	Pl. Pts.	Bonus	TOTAL
-------	---------	---------	----	-------------	------	----------	-------	-------

Scored bests come from PRE-SEASON DATA

▶ JAV	49	Tanner GAMBILL	SR	68.18m 223-8	5/13/15	0.025	0.00	0.03
-------	----	----------------	----	--------------	---------	-------	------	------

Team Total 0.03

195



Dartmouth

Ivy League

▼ 40

Event	Scrd As	Athlete	Yr	Scored Mark	Date	Pl. Pts.	Bonus	TOTAL
-------	---------	---------	----	-------------	------	----------	-------	-------

Scored bests come from CURRENT season

▶ 5000m	66	Joey CHAPIN	SR	13:58.35	3/25/16	0.02		0.02
---------	----	-------------	----	----------	---------	------	--	------

Team Total 0.02

"Scrd As", short for "Scored As", Standing used for place points portion of performance's score combining preseason data (when applied) to current season data

Numbers in BLACK are both the performance's actual NCAA rank AND "scored as" rank Numbers in RED indicate actual NCAA rank does not exist or is worse than "scored as" rank Numbers in BLUE indicate actual NCAA rank is better than "scored as" rank

USTFCCCA Non-Member

Non-Member Schools Will NOT be ranked, beginning Week 2



# USTFCCCA NCAA Division I National Team Computer Rankings

as of 4/4/2016 8:43:59 AM

## 2016 Outdoor Track & Field, Week #1

Only those who score >0.01 pts are shown  
D denotes multiple-event rule in affect

### WOMEN

# 1



## Arkansas

### Southeastern Conference

# 2

Event	Scrd As	Athlete	Yr	Scored Mark	Date	Pl. Pts.	Bonus	TOTAL
Scored bests come from CURRENT season								
200m	5	Taylor ELLIS-WATSON	SR	22.70w (3.9)	3/25/16	D 22	1.49	3.49
5000m	2	Dominique SCOTT	SR	15:25.10	4/1/16	28	3.20	31.20
5000m	38	Valerie REINA	JR	16:06.66	4/1/16	0.3	0.03	0.33
100H	18	Payton STUMBAUGH	SO	13.18 (-0.5)	3/30/16	4	0.49	4.49
100H	36	Kelsey HERMAN	FR	13.33 (1.4)	3/25/16	0.4	0.13	0.53
400H	47	Damajahnee BIRCH	FR	58.62	3/30/16	0.075	0.00	0.08
4x100	31	Parker, Ellis-Watson, Harper, Stumbaugh		44.59	3/30/16	0.65	0.23	0.88
HJ	35	Taliyah BROOKS	SO	1.78m 5-10	3/30/16	0.45	0.10	0.55
PV	3	Alexis WEEKS	FR	4.50m	3/25/16	26	2.66	28.66
PV	11	Victoria WEEKS	FR	4.30m 14-1 1/4	3/25/16	10	0.66	10.66
LJ	42	Kelsey HERMAN	FR	6.19m 20-3 3/4 (2.0)	3/25/16	0.2	0.00	0.20
HEPT	6	Taliyah BROOKS	SO	5,991	3/30/16	20	1.98	21.98
HEPT	7	Payton STUMBAUGH	SO	5,985	3/30/16	18	1.96	19.96
HEPT	16	Leigha BROWN	JR	5,618	3/30/16	5	0.56	5.56
HEPT	33	Kelsey HERMAN	FR	5,372	3/30/16	0.55	0.00	0.55
Scored bests come from PRE-SEASON DATA								
400m	4	Taylor ELLIS-WATSON	SR	51.18	5/14/15	24	2.19	26.19
400m	41	Daina HARPER	JR	53.23	4/10/15	0.225	0.00	0.22
1500m	2	Dominique SCOTT	SR	4:12.16	4/16/15	D 28	2.28	4.28
1500m	15	Nikki HILTZ	SO	4:16.13	5/23/15	6	0.59	6.59
1500m	16	Jessica KAMILOS	SR	4:16.31	5/2/15	D 5	0.53	2.53
Steeple	10	Jessica KAMILOS	SR	9:57.17	4/16/15	12	1.06	13.06
Steeple	28	Regan WARD	JR	10:13.29	5/2/15	0.8	0.12	0.92
10k	3	Dominique SCOTT	SR	32:11.60	4/3/15	26	3.43	29.43
100H	14	Taliyah BROOKS	SO	13.12w	5/23/15	7	0.77	7.77
100H	17	Alex GOCHENOUR	SR	13.15	3/25/15	4.5	0.62	5.12
4x400	9			3:30.74	5/23/15	14	1.02	15.02
HJ	35	Alex GOCHENOUR	SR	1.78m 5-10	3/25/15	0.45	0.10	0.55
PV	8	Desiree FREIER	SO	4.35m 14-3 3/4	6/13/15	16	1.09	17.09
PV	10	Ariel VOSKAMP	SR	4.34m 14-2 3/4	5/14/15	12	1.00	13.00
PV	31	Megan ZIMLICH	SR	4.16m 13-7 3/4	5/14/15	0.65	0.01	0.66
LJ	29	Taliyah BROOKS	SO	6.28m 20-7 3/4	6/13/15	0.75	0.19	0.94
LJ	31	Alex GOCHENOUR	SR	6.27mw 20-7	3/25/15	0.65	0.15	0.80
HEPT	4	Alex GOCHENOUR	SR	6,027	3/25/15	24	2.16	26.16
Team Total								299.42

# 2



## Southern California

### Pac-12 Conference

# 2

Event	Scrd As	Athlete	Yr	Scored Mark	Date	Pl. Pts.	Bonus	TOTAL
Scored bests come from CURRENT season								
200m	29	Jaide STEPTER	SR	23.23 (-1.2)	3/18/16	0.75	0.18	0.93
400m	2	Jaide STEPTER	SR	50.91	3/25/16	28	2.78	30.78
400m	20	Kendall ELLIS	SO	52.45	3/25/16	3	0.44	3.44
100H	26	Jasmyne GRAHAM	FR	13.27 (0.3)	3/25/16	0.9	0.27	1.17
SP	28	Tanya SAPA	JR	16.31m 53-6 1/4	3/18/16	0.8	0.00	0.80
DISC	4	Tera NOVY	SR	59.90m 196-6	4/2/16	24	2.32	26.32
HEPT	10	Amalie IUEL	JR	5,799	4/1/16	12	1.07	13.07
Scored bests come from PRE-SEASON DATA								
100m	4	Ky WESTBROOK	SO	11.11w	6/13/15	24	1.84	25.84
100m	9	Alexis FAULKNER	SR	11.18w	6/13/15	14	1.15	15.15
100m	13	Deanna HILL	SO	11.25w	6/13/15	8	0.66	8.66
100m	45	Destinee BROWN	JR	11.43	4/16/15	0.125	0.01	0.14
200m	13	Deanna HILL	SO	22.88	4/2/15	8	0.87	8.87
200m	21	Alexis FAULKNER	SR	23.08	5/15/15	2.5	0.40	2.90
200m	24	Ky WESTBROOK	SO	23.12w	5/23/15	1	0.34	1.34
200m	49	Gabriella CANTRELL	SO	23.34	4/2/15	0.025	0.02	0.04
400m	42	Cameron PETTIGREW	JR	53.28	5/15/15	0.2	0.00	0.20
400H	2	Jaide STEPTER	SR	55.83	4/2/15	28	2.35	30.35
400H	4	Amalie IUEL	JR	55.92	4/2/15	24	2.20	26.20
4x100	5			43.10	5/15/15	22	1.86	23.86
4x400	3			3:27.86	5/23/15	26	2.47	28.47
LJ	12	Alexis FAULKNER	SR	6.42mw 21- 3/4	5/15/15	9	0.68	9.68
Team Total								258.23

"Scrd As", short for "Scored As", Standing used for place points portion of performance's score combining preseason data (when applied) to current season data

Numbers in BLACK are both the performance's actual NCAA rank AND "scored as" rank Numbers in RED indicate actual NCAA rank does not exist or is worse than "scored as" rank Numbers in BLUE indicate actual NCAA rank is better than "scored as" rank

USTFCCCA Non-Member

Non-Member Schools Will NOT be ranked, beginning Week 2



# USTFCCCA NCAA Division I National Team Computer Rankings

as of 4/4/2016 8:43:59 AM

## 2016 Outdoor Track & Field, Week #1

Only those who score >0.01 pts are shown  
D denotes multiple-event rule in affect

### WOMEN

3



LSU

Southeastern Conference

▼ 2

Event	Scrd As	Athlete	Yr	Scored Mark	Date	Pl. Pts.	Bonus	TOTAL
-------	---------	---------	----	-------------	------	----------	-------	-------

#### Scored bests come from CURRENT season

▶ 100m	16	Kortnei JOHNSON	FR	11.27w (2.5)	3/25/16	5	0.53	5.53
▶ 100m	17	Rushell HARVEY	JR	11.28w (2.5)	3/25/16	4.5	0.49	4.99
▶ 200m	32	Rushell HARVEY	JR	23.24 (0.0)	3/25/16	0.6	0.17	0.77
▶ 200m	36	Kortnei JOHNSON	FR	23.26 (0.0)	3/25/16	0.4	0.14	0.54
▶ 200m	40	Rachel MISHER	FR	23.29 (0.0)	3/25/16	0.25	0.09	0.34
▶ 400m	34	Jada MARTIN	JR	52.94	3/25/16	0.5	0.10	0.60
▶ 400H	32	Ka'Lynn JUPITER	JR	57.98	3/25/16	0.6	0.10	0.70
▶ 400H	39	Kymber PAYNE	SO	58.40	3/30/16	0.275	0.00	0.28

#### Scored bests come from PRE-SEASON DATA

▶ 100m	5	Aleia HOBBS	SO	11.13	6/13/15	22	1.64	23.64
▶ 100m	12	Mikiah BRISCO	SO	11.24w	6/13/15	9	0.73	9.73
▶ 100m	26	Jada MARTIN	JR	11.34	4/18/15	0.9	0.30	1.20
▶ 200m	8	Jada MARTIN	JR	22.76	6/13/15	16	1.23	17.23
▶ 800m	10	Morgan SCHUETZ	SR	2:03.12	5/2/15	12	1.10	13.10
▶ 100H	3	Chanice CHASE	SR	12.95	6/13/15	26	1.93	27.93
▶ 100H	8	Daeshon GORDON	SO	13.04w	6/13/15	16	1.26	17.26
▶ 400H	14	Chanice CHASE	SR	57.01	5/14/15	7	0.69	7.69
▶ 400H	16	Daeshon GORDON	SO	57.24	6/13/15	5	0.50	5.50
▶ 4x100	3			42.80	5/14/15	26	2.48	28.48
▶ 4x400	9			3:30.74	5/23/15	14	1.02	15.02
▶ HJ	47	Brittany KELLY	SO	1.76m 5-9½	5/14/15	0.075	0.00	0.08
▶ LJ	3	Nataliyah FRIAR	JR	6.67mw 21-10½	5/14/15	26	2.46	28.46
▶ TJ	6	Nataliyah FRIAR	JR	13.36m 43-10	5/14/15	20	1.39	21.39
▶ JAV	10	Rebekah WALES	JR	54.85m 179-11	5/23/15	12	1.16	13.16
▶ JAV	26	Annie SIMONEAUX	SR	50.44m 165-6	5/23/15	0.9	0.10	1.00
▶ HEPT	20	Brittany KELLY	SO	5,531	5/14/15	3	0.34	3.34

Team Total 247.98

4



Texas

Big 12 Conference

▲ 3

Event	Scrd As	Athlete	Yr	Scored Mark	Date	Pl. Pts.	Bonus	TOTAL
-------	---------	---------	----	-------------	------	----------	-------	-------

#### Scored bests come from CURRENT season

▶ 100m	10	Teahna DANIELS	FR	11.21 (1.2)	3/25/16	12	0.92	12.92
▶ 100H	45	Ashley MILLER	FR	13.40w (3.7)	3/30/16	0.125	0.00	0.13
▶ 400H	8	Ariel JONES	SO	56.55	3/25/16	16	1.20	17.20
▶ 4x400	2	Gordon, Jones, Akinosun, Okolo		3:26.54	3/30/16	28	3.22	31.22
▶ PV	19	Kally LONG	SO	4.25m 13-11½	3/17/16	3.5	0.43	3.93
▶ PV	33	Shay PETTY	SO	4.15m 13-7½	3/17/16	0.55	0.00	0.55
▶ TJ	9	Asa GARCIA	FR	13.29mw 43-7½ (2.5)	3/30/16	14	1.09	15.09
▶ SP	48	N'Dia WARREN-JACQUES	FR	15.73m 51-7½	3/17/16	0.05	0.00	0.05
▶ JAV	23	Ashtin ZAMZOW	SO	50.65m 166-2	3/30/16	1.5	0.15	1.65
▶ HEPT	8	Ashtin ZAMZOW	SO	5,829	3/30/16	16	1.21	17.21

#### Scored bests come from PRE-SEASON DATA

▶ 100m	2	Morolake AKINOSUN	SR	10.96w	6/13/15	28	3.34	31.34
▶ 100m	38	Caitland SMITH	SO	11.41w	5/2/15	0.3	0.08	0.38
▶ 200m	3	Morolake AKINOSUN	SR	22.52	6/13/15	26	2.32	28.32
▶ 200m	16	Courtney OKOLO	SR	22.93	5/15/15	D 5	0.72	2.72
▶ 200m	29	Shania COLLINS	SO	23.23	5/15/15	0.75	0.18	0.93
▶ 200m	40	Caitland SMITH	SO	23.29	5/2/15	0.25	0.09	0.34
▶ 200m	50	Chrisann GORDON	JR-NC	23.35	4/18/15	0.01	0.01	0.02
▶ 400m	3	Courtney OKOLO	SR	50.99	4/18/15	26	2.61	28.61
▶ 400m	9	Chrisann GORDON	JR-NC	51.73	4/30/15	14	1.18	15.18
▶ 800m	40	Chrisann GORDON	JR-NC	2:06.36	4/11/15	0.25	0.02	0.27
▶ 5000m	12	Sandie RAINES	JR	15:48.04	4/3/15	9	0.85	9.85
▶ 100H	23	Mobolaji ADEOKUN	SR	13.24w	6/13/15	1.5	0.35	1.85
▶ 400H	28	Melissa GONZALEZ	SR	57.78	6/13/15	0.8	0.21	1.01
▶ 4x100	6			43.12	6/13/15	20	1.82	21.82
▶ JAV	37	Haley CROUSER	JR	48.41m 158-10	3/20/15	0.35	0.00	0.35

Team Total 242.91

"Scrd As", short for "Scored As", Standing used for place points portion of performance's score combining preseason data (when applied) to current season data

Numbers in BLACK are both the performance's actual NCAA rank AND "scored as" rank Numbers in RED indicate actual NCAA rank does not exist or is worse than "scored as" rank Numbers in BLUE indicate actual NCAA rank is better than "scored as" rank

USTFCCCA Non-Member

Non-Member Schools Will NOT be ranked, beginning Week 2





# USTFCCCA NCAA Division I National Team Computer Rankings

as of 4/4/2016 8:43:59 AM

## 2016 Outdoor Track & Field, Week #1

Only those who score >0.01 pts are shown  
D denotes multiple-event rule in affect

### WOMEN

5



**Texas A&M**

Southeastern Conference

unch

Event	Scrd As	Athlete	Yr	Scored Mark	Date	Pl. Pts.	Bonus	TOTAL
Scored bests come from CURRENT season								
100m	31	Krystal SPARLING	FR	11.38 (0.0)	3/18/16	0.65	0.17	0.82
100m	45	Brenessa THOMPSON	FR	11.43w (2.1)	3/24/16	0.125	0.01	0.14
200m	34	Krystal SPARLING	FR	23.25w (2.1)	3/24/16	0.5	0.15	0.65
JAV	1	Maggie MALONE	SR	60.36m 198-0	3/18/16	30	4.24	34.24
JAV	17	Audrey MALONE	SO	52.30m 171-7	3/18/16	4.5	0.55	5.05
JAV	32	Krystyn BRADLEY	SR	48.95m 160-7	3/18/16	0.6	0.00	0.60
Scored bests come from PRE-SEASON DATA								
100m	3	Aaliyah BROWN	JR	11.08	6/13/15	26	2.14	28.14
100m	8	Jennifer MADU	SR	11.16	6/13/15	16	1.35	17.35
200m	4	Aaliyah BROWN	JR	22.66w	6/13/15	24	1.67	25.67
400m	10	Shamier LITTLE	JR	51.77	4/18/15	12	1.12	13.12
10k	39	Karis JOCHEN	JR	34:06.03	4/3/15	0.275	0.00	0.28
400H	1	Shamier LITTLE	JR	53.74	6/13/15	30	6.05	36.05
4x100	1			42.61	5/14/15	30	2.88	32.88
4x400	21			3:32.40	5/14/15	2.5	0.43	2.93
LJ	33	Jennifer MADU	SR	6.26mw 20-6½	5/2/15	0.55	0.12	0.67
DISC	1	Shelbi VAUGHAN	SR	64.52m 211-8	5/14/15	30	5.87	35.87
HT	43	Alison ONDRUSEK	JR	59.55m 195-4	5/14/15	0.175	0.00	0.17
JAV	18	Kristen CLARK	SO	52.02m 170-8	5/14/15	4	0.48	4.48
HEPT	25	Annie KUNZ		5,442	#####	0.95	0.12	1.07
Team Total								240.18

6



**Oregon**

Pac-12 Conference

4

Event	Scrd As	Athlete	Yr	Scored Mark	Date	Pl. Pts.	Bonus	TOTAL
Scored bests come from CURRENT season								
400m	16	Raevyn ROGERS	SO	52.30	3/18/16	D	5	0.55 2.55
5000m	27	Alli CASH	JR	16:00.90	4/1/16	0.85	0.24	1.09
10k	10	Molly GRABILL	SR	33:13.64	4/1/16	12	1.05	13.05
Scored bests come from PRE-SEASON DATA								
100m	1	Jasmine TODD	JR	10.88w	5/23/15	30	4.16	34.16
200m	14	Jasmine TODD	JR	22.89	5/15/15	7	0.84	7.84
200m	27	Deajah STEVENS		23.18	4/11/15	0.85	0.26	1.11
400m	18	Ashante HORSLEY	JR	52.43	5/15/15	4	0.46	4.46
800m	1	Raevyn ROGERS	SO	1:59.71	6/13/15	30	3.66	33.66
800m	11	Brooke FELDMIEIER	SO	2:03.13	5/23/15	10	1.10	11.10
800m	15	Annie LEBLANC	SR	2:03.77	5/15/15	D	6	0.76 2.76
1500m	13	Annie LEBLANC	SR	4:15.67	5/15/15	8	0.72	8.72
1500m	21	Alli CASH	JR	4:16.56	5/23/15	2.5	0.46	2.96
1500m	37	Ashley MATON	SR	4:18.38	5/23/15	0.35	0.19	0.54
Steeple	25	Frida BERGE	JR	10:09.94	5/15/15	0.95	0.28	1.23
5000m	11	Molly GRABILL	SR	15:47.69	5/2/15	10	0.87	10.87
5000m	47	Maggie SCHMAEDICK	JR	16:09.76	5/2/15	0.075	0.00	0.08
10k	25	Maggie SCHMAEDICK	JR	33:46.14	4/3/15	0.95	0.27	1.22
100H	5	Sasha WALLACE	JR	13.00	5/15/15	22	1.56	23.56
4x100	7			43.31	3/20/15	18	1.48	19.48
4x400	28			3:33.69	5/23/15	0.8	0.20	1.00
LJ	4	Jasmine TODD	JR	6.65mw 21-10	6/13/15	24	2.26	26.26
TJ	18	Jasmine TODD	JR	13.10m 42-11½	5/15/15	4	0.51	4.51
TJ	34	Sasha WALLACE	JR	12.88m 42-3¼	5/15/15	0.5	0.04	0.54
SP	10	Brittany MANN	JR	17.24m 56-6¾	5/15/15	12	1.09	13.09
SP	25	Itohan AIKHONBARE	RS15	16.38m 53-9	5/2/14	0.95	0.00	0.95
JAV	37	Liz BRENNER	SR	48.41m 158-10	5/8/15	0.35	0.00	0.35
Team Total								227.12

"Scrd As", short for "Scored As", Standing used for place points portion of performance's score combining preseason data (when applied) to current season data

Numbers in BLACK are both the performance's actual NCAA rank AND "scored as" rank Numbers in RED indicate actual NCAA rank does not exist or is worse than "scored as" rank Numbers in BLUE indicate actual NCAA rank is better than "scored as" rank

USTFCCCA Non-Member

Non-Member Schools Will NOT be ranked, beginning Week 2



# USTFCCCA NCAA Division I National Team Computer Rankings


as of 4/4/2016 8:43:59 AM

## 2016 Outdoor Track & Field, Week #1

Only those who score >0.01 pts are shown  
D denotes multiple-event rule in affect

### WOMEN

7				Georgia		▼		1	
Southeastern Conference									
Event	Scrd As	Athlete	Yr	Scored Mark	Date	Pl. Pts.	Bonus	TOTAL	
Scored bests come from CURRENT season									
▶ 400m	45	Ashley HENRY	SR	53.34	3/31/16	0.125	0.00	0.13	
Scored bests come from PRE-SEASON DATA									
▶ 100H	27	Kendell WILLIAMS	JR	13.28	5/9/15	0.85	0.25	1.10	
▶ HJ	1	Leontia KALLENOU	JR	1.93m	6-4	5/14/15	30	3.79	33.79
▶ HJ	7	Tatiana GUSIN	JR	1.84m	6-½	6/13/15	18	1.05	19.05
▶ HJ	7	Chanice PORTER	SR	1.84m	6-½	5/9/15	18	1.05	19.05
▶ HJ	14	Kendell WILLIAMS	JR	1.82m	5-11½	5/14/15	7	0.59	7.59
▶ LJ	5	Keturah ORJI	SO	6.63m	21-9	5/9/15	22	2.06	24.06
▶ LJ	8	Chanice PORTER	SR	6.53mw	21-5½	5/14/15	16	1.28	17.28
▶ LJ	11	Kendell WILLIAMS	JR	6.46m	21-2½	5/9/15	10	0.82	10.82
▶ TJ	1	Keturah ORJI	SO	14.15m	46-5½	6/13/15	30	6.32	36.32
▶ HT	8	Shelby ASHE	JR	64.52m	211-8	4/2/15	16	1.18	17.18
▶ JAV	12	Freya JONES	SR	54.11m	177-6	6/13/15	9	0.98	9.98
▶ HEPT	3	Kendell WILLIAMS	JR	6,223	6/13/15	26	3.23	29.23	
Team Total								225.56	

8			Florida		▲ 2					
Southeastern Conference										
Event	Scrd As	Athlete	Yr	Scored Mark	Date	Pl. Pts.	Bonus	TOTAL		
Scored bests come from CURRENT season										
▶ 100m	5	Shayla SANDERS	JR	11.13	(1.2)	3/25/16	22	1.64	23.64	
▶ 200m	10	Shayla SANDERS	JR	22.77	(0.1)	3/25/16	12	1.20	13.20	
▶ 100H	18	Skylar ROSS-RANSOM	SO	13.18w	(2.1)	3/31/16	4	0.49	4.49	
▶ 400H	6	Claudia FRANCIS	SR	56.43		3/31/16	20	1.34	21.34	
▶ 4x400	1	Reynolds, Jefferson, Barnett, Francis		3:26.28		3/31/16	30	3.36	33.36	
▶ LJ	17	Darrielle MCQUEEN	SO	6.35m	20-10 (0.8)	3/25/16	4.5	0.43	4.93	
▶ SP	14	Lloydricia CAMERON	SO	17.06m	55-11½	3/31/16	7	0.78	7.78	
▶ DISC	24	Lloydricia CAMERON	SO	54.41m	178-6	3/31/16	1	0.15	1.15	
▶ HT	22	Jayla BOSTIC	SR	61.06m	200-4	3/25/16	2	0.22	2.22	
Scored bests come from PRE-SEASON DATA										
▶ 200m	1	Kyra JEFFERSON	JR	22.24		6/13/15	30	3.64	33.64	
▶ 400m	7	Kyra JEFFERSON	JR	51.50		4/2/15	D	18	1.51	3.51
▶ 400m	13	Robin REYNOLDS	SR	51.93		5/14/15	8	0.89	8.89	
▶ 400m	22	Claudia FRANCIS	SR	52.51		5/2/15	2	0.40	2.40	
▶ 800m	9	Claudia FRANCIS	SR	2:02.92		5/23/15	D	14	1.21	3.21
▶ 4x100	2			42.72		5/14/15	28	2.65	30.65	
▶ TJ	29	Darrielle MCQUEEN	SO	12.92mw	42-4½	5/14/15	0.75	0.13	0.88	
▶ JAV	6	Marija VUCENOVIC	RS15	56.73m	186-1	3/26/14	20	1.92	21.92	
▶ JAV	34	Kike ONIWINDE	SR	48.78m	160-0	5/14/15	0.5	0.00	0.50	
Team Total								217.70		

"Scrd As", short for "Scored As", Standing used for place points portion of performance's score combining preseason data (when applied) to current season data

Numbers in BLACK are both the performance's actual NCAA rank AND "scored as" rank Numbers in RED indicate actual NCAA rank does not exist or is worse than "scored as" rank Numbers in BLUE indicate actual NCAA rank is better than "scored as" rank

USTFCCCA Non-Member

Non-Member Schools Will NOT be ranked, beginning Week 2



# USTFCCCA NCAA Division I National Team Computer Rankings

as of 4/4/2016 8:44:00 AM

## 2016 Outdoor Track & Field, Week #1

Only those who score >0.01 pts are shown  
D denotes multiple-event rule in affect

### WOMEN

9



Kentucky

Southeastern Conference

unch

Event	Scrd As	Athlete	Yr	Scored Mark	Date	Pl. Pts.	Bonus	TOTAL
Scored bests come from CURRENT season								
100m	10	Kianna GRAY	FR	11.21w (3.3)	3/31/16	12	0.92	12.92
100m	14	Destiny CARTER	JR	11.26w (2.7)	3/31/16	7	0.60	7.60
200m	11	Kianna GRAY	FR	22.86 (0.3)	3/31/16	10	0.93	10.93
200m	22	Destiny CARTER	JR	23.10 (1.5)	3/31/16	2	0.37	2.37
400m	25	Kiah SEYMOUR	JR	52.63	3/31/16	0.95	0.32	1.27
400m	34	Jasmine MITCHELL	JR	52.94	3/31/16	0.5	0.10	0.60
800m	12	Ariah GRAHAM	JR	2:03.24	3/31/16	9	1.04	10.04
100H	6	Jasmine QUINN	FR	13.01 (-0.8)	3/18/16	20	1.48	21.48
4x400	5	Gray, Mitchell, Carter, Seymour		3:28.45	3/31/16	22	2.14	24.14
TJ	22	Marie-Josée EBWEA-BILE	FR	13.00m 42-8 (0.0)	3/31/16	2	0.30	2.30
DISC	33	Adriana BROWN	SO	53.82m 176-7	3/31/16	0.55	0.00	0.55
Scored bests come from PRE-SEASON DATA								
100H	10	Jacklyn HOWELL	SO	13.07	5/14/15	12	1.04	13.04
400H	3	Kiah SEYMOUR	RS15	55.88	5/2/14	26	2.27	28.27
4x100	4			42.85	5/14/15	24	2.37	26.37
LJ	2	Sha'Keela SAUNDERS	JR	6.75m 22-1½	6/13/15	28	3.28	31.28
LJ	36	Destiny CARTER	JR	6.24m 20-5½	4/26/15	0.4	0.05	0.45
SP	43	Adriana BROWN	SO	15.89m 52-1½	5/14/15	0.175	0.00	0.17
DISC	10	Beckie FAMUREWA	SR	57.13m 187-5	5/14/15	12	0.88	12.88
HT	12	Beckie FAMUREWA	SR	63.65m 208-10	4/24/15	9	0.83	9.83
Team Total								216.49

10



Kansas State

Big 12 Conference

2

Event	Scrd As	Athlete	Yr	Scored Mark	Date	Pl. Pts.	Bonus	TOTAL
Scored bests come from CURRENT season								
4x100	45	McKenzie, Mitchell, Allen, Jones		45.19	4/2/16	0.125	0.00	0.13
HJ	2	Akela JONES	SR	1.90m 6-2¾	4/2/16	28	2.72	30.72
TJ	25	Shardia LAWRENCE	FR	12.98m 42-7 (0.0)	4/2/16	0.95	0.25	1.20
DISC	15	Shadae LAWRENCE	FR	56.40m 185-0	4/2/16	6	0.69	6.69
Scored bests come from PRE-SEASON DATA								
100m	36	A'Keyla MITCHELL	SO	11.40	4/25/15	0.4	0.11	0.51
200m	17	A'Keyla MITCHELL	SO	22.96	5/23/15	4.5	0.63	5.13
400m	45	A'Keyla MITCHELL	SO	53.34	4/15/15	0.125	0.00	0.13
800m	31	Sonia GASKIN	SR	2:05.74	4/9/15	0.65	0.18	0.83
100H	13	Akela JONES	SR	13.11w	5/15/15	D 8	0.81	2.81
400H	35	Tia' GAMBLE	SR	58.19	5/23/15	0.45	0.00	0.45
4x400	13			3:31.20	5/23/15	8	0.86	8.86
HJ	2	Kimberly WILLIAMSON	SR	1.90m 6-2¾	6/13/15	28	2.72	30.72
HJ	47	Rhizlane SIBA	SO	1.76m 5-9¾	5/15/15	0.075	0.00	0.08
LJ	8	Akela JONES	SR	6.53mw 21-5¾	6/13/15	16	1.28	17.28
TJ	42	Alyssa KELLY	SR	12.81m 42-½	5/23/15	0.2	0.00	0.20
SP	3	Dani WINTERS	SR	17.75m 58-3	5/15/15	26	2.43	28.43
HT	5	Sara SAVATOVIC	SR	66.41m 217-10	5/15/15	22	2.04	24.04
HEPT	1	Akela JONES	SR	6,371	6/13/15	30	4.25	34.25
Team Total								192.44

"Scrd As", short for "Scored As", Standing used for place points portion of performance's score combining preseason data (when applied) to current season data

Numbers in BLACK are both the performance's actual NCAA rank AND "scored as" rank Numbers in RED indicate actual NCAA rank does not exist or is worse than "scored as" rank Numbers in BLUE indicate actual NCAA rank is better than "scored as" rank

USTFCCCA Non-Member

Non-Member Schools Will NOT be ranked, beginning Week 2



# USTFCCCA NCAA Division I National Team Computer Rankings

as of 4/4/2016 8:44:00 AM

## 2016 Outdoor Track & Field, Week #1

Only those who score >0.01 pts are shown  
D denotes multiple-event rule in affect

### WOMEN

# 11



**Mississippi State**  
Southeastern Conference

unch

Event	Scrd As	Athlete	Yr	Scored Mark	Date	Pl. Pts.	Bonus	TOTAL
Scored bests come from CURRENT season								
▶ 400m	28	Shayla LUCKETT	SR	52.74	3/31/16	0.8	0.24	1.04
▶ 1500m	3	Marta FREITAS	SR	4:12.91	3/31/16	26	1.94	27.94
▶ 1500m	29	Ffion PRICE	JR	4:17.94	3/31/16	0.75	0.25	1.00
▶ Steeple	47	Antonia HEHR	FR	10:21.07	3/31/16	0.075	0.00	0.08
▶ HJ	4	Erica BOUGARD	SR	1.88m 6-2	3/31/16	24	2.02	26.02
Scored bests come from PRE-SEASON DATA								
▶ 800m	17	Rhianwedd PRICE	JR	2:04.02	5/14/15	D 4.5	0.63	2.63
▶ 800m	37	Marta FREITAS	SR	2:05.99	5/14/15	0.35	0.12	0.47
▶ 1500m	1	Rhianwedd PRICE	JR	4:10.95	5/23/15	30	2.83	32.83
▶ Steeple	11	Cornelia GRIESCHE	SR	9:58.06	5/23/15	10	0.97	10.97
▶ 100H	4	Erica BOUGARD	SR	12.99	5/23/15	24	1.63	25.63
▶ 100H	27	Ste'yce MCNEIL	SR	13.28	5/14/15	0.85	0.25	1.10
▶ 400H	38	Ste'yce MCNEIL	SR	58.38	5/1/15	0.3	0.00	0.30
▶ 4x400	19			3:32.13	5/23/15	3.5	0.52	4.02
▶ LJ	13	Erica BOUGARD	SR	6.39mw 20-11%	5/14/15	D 8	0.57	2.57
▶ HEPT	2	Erica BOUGARD	SR	6,250	5/14/15	28	3.41	31.41
Team Total								168.01

# 12



**Harvard**  
Ivy League

▲ 25

Event	Scrd As	Athlete	Yr	Scored Mark	Date	Pl. Pts.	Bonus	TOTAL
Scored bests come from CURRENT season								
▶ 100m	20	Gabrielle THOMAS	FR	11.30 (2.0)	3/31/16	3	0.43	3.43
▶ 200m	6	Gabrielle THOMAS	FR	22.75 (0.6)	3/31/16	20	1.26	21.26
▶ 1500m	18	Paige KOUBA	SR	4:16.46	3/25/16	D 4	0.49	2.49
▶ Steeple	4	Paige KOUBA	SR	9:50.21	4/1/16	24	2.00	26.00
▶ 10k	1	Courtney SMITH	SO	32:08.32	4/1/16	30	3.60	33.60
▶ 400H	12	Autumne FRANKLIN	SR	56.81	3/31/16	9	0.91	9.91
▶ 4x100	29	Musa, Miller, Franklin, Thomas		44.56	3/25/16	0.75	0.25	1.00
▶ 4x400	18	Thomas, Franklin, Scott, Miller		3:32.05	3/31/16	4	0.55	4.55
▶ DISC	28	Nikki OKWELOGU	JR	54.06m 177-4	3/17/16	0.8	0.05	0.85
Scored bests come from PRE-SEASON DATA								
▶ 400H	9	Jade MILLER	JR	56.68	6/13/15	14	1.05	15.05
▶ SP	8	Nikki OKWELOGU	JR	17.32m 56-10	5/9/15	16	1.27	17.27
▶ HEPT	21	Madison HANSEN	SR	5,506	5/9/15	2.5	0.28	2.78
Team Total								138.19

"Scrd As", short for "Scored As", Standing used for place points portion of performance's score combining preseason data (when applied) to current season data

Numbers in BLACK are both the performance's actual NCAA rank AND "scored as" rank Numbers in RED indicate actual NCAA rank does not exist or is worse than "scored as" rank Numbers in BLUE indicate actual NCAA rank is better than "scored as" rank

USTFCCCA Non-Member

Non-Member Schools Will NOT be ranked, beginning Week 2



# USTFCCCA NCAA Division I National Team Computer Rankings

as of 4/4/2016 8:44:00 AM

## 2016 Outdoor Track & Field, Week #1

Only those who score >0.01 pts are shown  
D denotes multiple-event rule in affect

### WOMEN

# 13



## Stanford

### Pac-12 Conference

## unch

Event	Scrd As	Athlete	Yr	Scored Mark	Date	Pl. Pts.	Bonus	TOTAL	
Scored bests come from CURRENT season									
▶ 800m	46	Molly MCNAMARA	SR	2:06.56	4/1/16	0.1	0.00	0.10	
▶ 1500m	20	Malika WASCHMANN	JR	4:16.53	4/1/16	3	0.47	3.47	
▶ 1500m	25	Claudia SAUNDERS	SR	4:17.33	4/1/16	0.95	0.34	1.29	
▶ 5000m	45	Danielle KATZ	JR	16:09.45	4/1/16	0.125	0.00	0.13	
▶ 4x400	23	Gayles, Baker, Mongiovi, Williams		3:32.67	4/1/16	1.5	0.38	1.88	
▶ PV	44	Kaitlyn MERRITT	FR	4.10m	13-5½	3/18/16	0.15	0.00	0.15
▶ TJ	45	Carla FORBES	SO	12.78m	41-11¼ (-0.3)	4/1/16	0.125	0.00	0.13
▶ DISC	9	Valarie ALLMAN	JR	58.09m	190-7	3/18/16	14	1.23	15.23
▶ JAV	8	Mackenzie LITTLE	FR	55.88m	183-4	4/1/16	16	1.53	17.53
Scored bests come from PRE-SEASON DATA									
▶ 400m	30	Kristyn WILLIAMS	SR	52.76	5/15/15	0.7	0.23	0.93	
▶ 800m	2	Claudia SAUNDERS	SR	2:00.63	6/13/15	28	2.90	30.90	
▶ 800m	16	Olivia BAKER	SO	2:04.00	5/15/15	5	0.64	5.64	
▶ 1500m	9	Elise CRANNY	SO	4:14.05	5/15/15	14	1.42	15.42	
▶ 1500m	27	Rebecca MEHRA	JR	4:17.67	5/2/15	0.85	0.29	1.14	
▶ 1500m	34	Aisling CUFFE	RS15	4:18.29	5/17/14	0.5	0.20	0.70	
▶ 5000m	1	Aisling CUFFE	RS15	15:11.13	5/4/14	30	4.82	34.82	
▶ 5000m	20	Vanessa FRASER	JR	15:54.12	5/2/15	3	0.48	3.48	
▶ 10k	40	Vanessa FRASER	JR	34:07.00	5/15/15	0.25	0.00	0.25	
▶ SP	46	Lena GIGER	SO	15.83m	51-11¼	5/15/15	0.1	0.00	0.10
▶ JAV	44	Victoria SMITH	JR	47.69m	156-5	5/23/15	0.15	0.00	0.15
Team Total								133.43	

# 14



## Oklahoma

### Big 12 Conference

## ▼ 2

Event	Scrd As	Athlete	Yr	Scored Mark	Date	Pl. Pts.	Bonus	TOTAL	
Scored bests come from CURRENT season									
▶ 4x400	26	Pipi, Roberson, Demerson, Baker		3:32.95	3/30/16	0.9	0.33	1.23	
▶ PV	11	Mackenzie SHELL	FR	4.30m	14-1¼	3/18/16	10	0.66	10.66
▶ LJ	48	Baileh SIMMS	JR	6.15m	20-2¼ (0.7)	3/18/16	0.05	0.00	0.05
▶ SP	26	Jessica WOODARD	SO	16.36m	53-8¼	3/30/16	0.9	0.00	0.90
▶ HT	4	Julia REEDY	SR	66.81m	219-2	3/18/16	24	2.22	26.22
▶ HT	18	Sarah TOLSON	SR	61.63m	202-2	3/18/16	4	0.35	4.35
▶ JAV	9	Avione ALLGOOD	JR	55.69m	182-8	3/18/16	14	1.44	15.44
Scored bests come from PRE-SEASON DATA									
▶ 200m	28	Daye Shon ROBERSON	JR	23.22	4/17/15	0.8	0.20	1.00	
▶ 400m	5	Daye Shon ROBERSON	JR	51.37	5/23/15	22	1.79	23.79	
▶ 4x100	15			44.02	5/23/15	6	0.61	6.61	
▶ HJ	47	Makayla STEPHENS	SO	1.76m	5-9¼	5/15/15	0.075	0.00	0.08
▶ DISC	32	Jessica WOODARD	SO	53.84m	176-7	5/23/15	0.6	0.00	0.60
▶ JAV	3	Elizabeth HERRS	SR	57.77m	189-6	4/17/15	26	2.51	28.51
▶ HEPT	37	Makayla STEPHENS	SO	5,336	5/15/15	0.35	0.00	0.35	
Team Total								119.79	

"Scrd As", short for "Scored As", Standing used for place points portion of performance's score combining preseason data (when applied) to current season data

Numbers in BLACK are both the performance's actual NCAA rank AND "scored as" rank Numbers in RED indicate actual NCAA rank does not exist or is worse than "scored as" rank Numbers in BLUE indicate actual NCAA rank is better than "scored as" rank

USTFCCCA Non-Member

Non-Member Schools Will NOT be ranked, beginning Week 2



# USTFCCCA NCAA Division I National Team Computer Rankings

as of 4/4/2016 8:44:00 AM

## 2016 Outdoor Track & Field, Week #1

Only those who score >0.01 pts are shown  
D denotes multiple-event rule in affect

### WOMEN

# 15



## Miami (Fla.)

### Atlantic Coast Conference

# 6

Event	Scrd As	Athlete	Yr	Scored Mark	Date	Pl. Pts.	Bonus	TOTAL
Scored bests come from CURRENT season								
200m	46	Aiyanna STIVERNE	JR	23.33 (2.0)	3/18/16	0.1	0.03	0.13
400m	18	Aiyanna STIVERNE	JR	52.43	3/25/16	4	0.46	4.46
4x100	20	Wimbley, Morrison, Stiverne, Brown		44.33	3/30/16	3	0.40	3.40
HJ	7	Dakota DAILEY-HARRIS	SR	1.84m 6-½	3/25/16	18	1.05	19.05
PV	3	Alysha NEWMAN	SR	4.50m 14-9	3/25/16	26	2.66	28.66
Scored bests come from PRE-SEASON DATA								
200m	2	Shakima WIMBLEY	JR	22.43	5/14/15	D	28	2.74 4.74
400m	1	Shakima WIMBLEY	JR	50.84	5/14/15	30	2.93	32.93
100H	24	Ebony MORRISON	JR	13.25	5/14/15	1	0.32	1.32
100H	40	Jamika GLADES	JR	13.38	4/2/15	0.25	0.01	0.26
400H	22	Jamika GLADES	JR	57.51	4/10/15	2	0.36	2.36
4x400	8			3:30.22	5/23/15	16	1.21	17.21
SP	42	Tiffany OKIEME	SR	15.90m 52-2	5/2/15	0.2	0.00	0.20
HT	21	Precious OGUNLEYE	SR	61.17m 200-8	3/27/15	2.5	0.24	2.74
Team Total								117.47

# 16



## Baylor

### Big 12 Conference

# 3

Event	Scrd As	Athlete	Yr	Scored Mark	Date	Pl. Pts.	Bonus	TOTAL
Scored bests come from CURRENT season								
100m	21	Kiana HORTON	FR	11.31w (2.1)	3/24/16	2.5	0.40	2.90
200m	29	Taylor BENNETT	FR	23.23w (2.1)	3/24/16	0.75	0.18	0.93
200m	43	Kiana HORTON	FR	23.31w (2.1)	3/24/16	0.175	0.06	0.24
400H	21	Kiana HAWN	SO	57.48	3/30/16	2.5	0.37	2.87
4x100	13	Horton, Bennett, Mainoo, Dayries		43.91	3/30/16	8	0.68	8.68
4x400	20	Bennett, Hawn, Horton, Williams		3:32.31	3/30/16	3	0.46	3.46
PV	6	Annie RHODES	JR	4.45m 14-7¼	3/24/16	20	2.01	22.01
TJ	36	Rachel TOLIVER	JR	12.87mw 42-2¼ (2.3)	3/17/16	0.4	0.02	0.42
DISC	26	Cion HICKS	JR	54.25m 178-0	3/30/16	0.9	0.10	1.00
Scored bests come from PRE-SEASON DATA								
800m	4	Olicia WILLIAMS	SR	2:02.26	5/2/15	24	1.59	25.59
1500m	38	Maggie MONTOYA	JR	4:18.45	4/18/15	0.3	0.18	0.48
5000m	9	Maggie MONTOYA	JR	15:44.52	5/2/15	14	1.10	15.10
HJ	47	Jenna PFEIFFER	SR	1.76m 5-9¼	5/15/15	0.075	0.00	0.08
TJ	8	Brianna RICHARDSON	SR	13.34m 43-9¼	4/3/15	16	1.30	17.30
SP	21	Cion HICKS	JR	16.69m 54-9¼	4/18/15	2.5	0.35	2.85
HEPT	39	Jenna PFEIFFER	SR	5,256	3/25/15	0.275	0.00	0.28
Team Total								104.18

"Scrd As", short for "Scored As", Standing used for place points portion of performance's score combining preseason data (when applied) to current season data

Numbers in BLACK are both the performance's actual NCAA rank AND "scored as" rank Numbers in RED indicate actual NCAA rank does not exist or is worse than "scored as" rank Numbers in BLUE indicate actual NCAA rank is better than "scored as" rank

USTFCCCA Non-Member

Non-Member Schools Will NOT be ranked, beginning Week 2





# USTFCCCA NCAA Division I National Team Computer Rankings

as of 4/4/2016 8:44:00 AM

## 2016 Outdoor Track & Field, Week #1

Only those who score >0.01 pts are shown  
D denotes multiple-event rule in affect

### WOMEN

# 17



## Tennessee

### Southeastern Conference

# ▲10

Event	Scrd As	Athlete	Yr	Scored Mark	Date	Pl. Pts.	Bonus	TOTAL
Scored bests come from CURRENT season								
▶ 100m	25	Kali DAVIS-WHITE	JR	11.33w (2.7)	3/31/16	0.95	0.33	1.28
▶ 200m	18	Felecia MAJORS	JR	23.01 (0.6)	3/31/16	4	0.51	4.51
▶ 400m	47	Lenysse DYER	FR	53.36	3/31/16	0.075	0.00	0.08
▶ 10k	2	Chelsea BLAASE	JR	32:08.39	4/1/16	28	3.59	31.59
▶ 4x100	8	Greer, Davis-White, Majors, Brown		43.45	3/31/16	16	1.29	17.29
▶ 4x400	14	Dyer, Brown, White, Majors		3:31.29	3/31/16	7	0.82	7.82
▶ PV	44	Kristen DENK	FR	4.10m 13-5½	3/17/16	0.15	0.00	0.15
▶ JAV	30	Maria JIMENEZ	SR	49.65m 162-10	4/1/16	0.7	0.00	0.70
Scored bests come from PRE-SEASON DATA								
▶ 100m	21	Felicia BROWN	SR	11.31w	4/9/15	2.5	0.40	2.90
▶ 200m	8	Felicia BROWN	SR	22.76	5/23/15	16	1.23	17.23
▶ 400m	32	Felecia MAJORS	JR	52.92	4/2/15	0.6	0.12	0.72
▶ SP	9	Cassie WERTMAN	RS15	17.26m 56-7½	5/31/14	14	1.13	15.13
Team Total								99.40

# 18



## New Mexico

### Mountain West Conference

# ▼1

Event	Scrd As	Athlete	Yr	Scored Mark		Date	Pl. Pts.	Bonus	TOTAL	
Scored bests come from CURRENT season										
▶ Steeple	49	Natasha BERNAL	FR	10:21.32		4/1/16	0.025	0.00	0.03	
▶ LJ	42	Aasha MARLER	SR	6.19m	20-3¾ (1.6)	4/2/16	0.2	0.00	0.20	
▶ TJ	20	Aasha MARLER	SR	13.05m	42-9¾ (0.0)	4/2/16	3	0.40	3.40	
▶ TJ	21	Jannell HADNOT	JR	13.03mw	42-9 (2.2)	4/2/16	2.5	0.36	2.86	
Scored bests come from PRE-SEASON DATA										
▶ 1500m	12	Calli THACKERY	SR	4:15.41		5/2/15	<div>D</div>	9	0.81	2.81
▶ Steeple	1	Courtney FRERICH	sr	9:31.36		6/13/15	30	4.98	34.98	
▶ 5000m	8	Calli THACKERY	SR	15:42.57		4/16/15	16	1.25	17.25	
▶ 5000m	10	Alice WRIGHT	SO	15:45.87		5/2/15	12	1.01	13.01	
▶ 10k	5	Alice WRIGHT	SO	32:56.33		4/3/15	22	1.61	23.61	
▶ HEPT	49	Samantha BOWE	SR	5,115		5/13/15	0.025	0.00	0.03	
Team Total									98.18	

# 19



## Notre Dame

### Atlantic Coast Conference

# ▼4

Event	Scrd As	Athlete	Yr	Scored Mark	Date	Pl. Pts.	Bonus	TOTAL
Scored bests come from CURRENT season								
▶ 100H	8	Kaila BARBER	SR	13.04 (0.9)	3/25/16	16	1.26	17.26
▶ 400H	23	Kaila BARBER	SR	57.53	3/25/16	1.5	0.34	1.84
Scored bests come from PRE-SEASON DATA								
▶ 400m	5	Margaret BAMGBOSE	SR	51.37	5/23/15	22	1.79	23.79
▶ 1500m	6	Danielle ARAGON	SR	4:13.43	4/17/15	20	1.70	21.70
▶ 1500m	41	Molly SEIDEL	SR	4:18.88	4/17/15	0.225	0.11	0.34
▶ Steeple	44	Sydney MEUNIER	SR	10:20.32	4/17/15	0.15	0.00	0.15
▶ 5000m	15	Molly SEIDEL	SR	15:52.41	4/3/15	6	0.54	6.54
▶ 10k	12	Molly SEIDEL	SR	33:18.37	6/13/15	9	0.90	9.90
▶ 4x100	25			44.51	5/26/15	0.95	0.29	1.24
▶ 4x400	12			3:31.17	5/14/15	9	0.87	9.87
▶ HEPT	22	Carly LOEFFEL	SR	5,501	5/14/15	2	0.27	2.27
Team Total								94.89

# 20



## Virginia Tech

### Atlantic Coast Conference

# ▼2

Event	Scrd As	Athlete	Yr	Scored Mark	Date	Pl. Pts.	Bonus	TOTAL
Scored bests come from CURRENT season								
▶ HT	45	Pavla KUKLOVA	FR	59.39m 194-10	3/31/16	0.125	0.00	0.13
Scored bests come from PRE-SEASON DATA								
▶ 800m	3	Hanna GREEN	JR	2:01.17	6/13/15	26	2.46	28.46
▶ 1500m	5	Shannon MORTON	RS15	4:13.29	5/31/14	22	1.76	23.76
▶ JAV	2	Irena SEDIVA	JR	58.76m 192-9	6/13/15	28	3.18	31.18
▶ JAV	15	Eva VIVOD	JR	52.94m 173-8	4/24/15	6	0.70	6.70
▶ JAV	21	Sabine KOPPLIN	SR	51.09m 167-7	4/17/15	2.5	0.26	2.76
Team Total								92.98

"Scrd As", short for "Scored As", Standing used for place points portion of performance's score combining preseason data (when applied) to current season data

Numbers in BLACK are both the performance's actual NCAA rank AND "scored as" rank Numbers in RED indicate actual NCAA rank does not exist or is worse than "scored as" rank Numbers in BLUE indicate actual NCAA rank is better than "scored as" rank

USTFCCCA Non-Member

Non-Member Schools Will NOT be ranked, beginning Week 2



# USTFCCCA NCAA Division I National Team Computer Rankings

as of 4/4/2016 8:44:00 AM

## 2016 Outdoor Track & Field, Week #1

Only those who score >0.01 pts are shown  
D denotes multiple-event rule in affect

### WOMEN

# 21



## Auburn

### Southeastern Conference

# 5

Event	Scrd As	Athlete	Yr	Scored Mark	Date	Pl. Pts.	Bonus	TOTAL
Scored bests come from CURRENT season								
PV	7	Jessie JOHNSON	JR	4.40m	14-5½	3/30/16	18 1.55	19.55
SP	7	Valentina MUZARIC	SR	17.37m	57-0	3/25/16	18 1.38	19.38
Scored bests come from PRE-SEASON DATA								
100m	29	Jonielle SMITH	SO	11.37		6/13/15	0.75 0.20	0.95
100H	18	Samantha SCARLETT	SR	13.18		5/14/15	4 0.49	4.49
400H	19	Sashel BROWN	JR	57.34		5/23/15	3.5 0.45	3.95
LJ	21	Dominique BULLOCK	SO	6.30mw	20-8	4/3/15	2.5 0.26	2.76
TJ	2	Marshay RYAN	JR	13.53m	44-4½	6/13/15	28 2.45	30.45
SP	18	Rachel DINCOFF	SR	16.76m	55-0	6/13/15	4 0.43	4.43
DISC	19	Rachel DINCOFF	SR	55.80m	183-1	5/14/15	3.5 0.52	4.02
HT	32	Brianna HEILSNIS	JR	60.26m	197-8	5/2/15	0.6 0.03	0.63
Team Total								90.62

# 22



## Florida State

### Atlantic Coast Conference

# 8

Event	Scrd As	Athlete	Yr	Scored Mark	Date	Pl. Pts.	Bonus	TOTAL
Scored bests come from CURRENT season								
100H	22	Mulern JEAN	SR	13.20	(-0.3)	3/25/16	2 0.44	2.44
100H	31	Nicole SETTERINGTON	JR	13.30w	(2.1)	3/31/16	0.65 0.20	0.85
100H	49	Peta-Gay WILLIAMS	FR	13.42w	(2.5)	3/31/16	0.025 0.00	0.03
4x100	42	Jean, Helps, Pierce, Freeman		44.81		3/25/16	0.2 0.09	0.29
LJ	45	Grete SADEIKO	JR	6.17mw	20-3 (2.4)	3/30/16	0.125 0.00	0.13
Scored bests come from PRE-SEASON DATA								
800m	44	Chelsea JARVIS	SO	2:06.46		4/24/15	0.15 0.00	0.15
800m	45	Georgia PEEL	SR	2:06.49		4/2/15	0.125 0.00	0.13
1500m	23	Georgia PEEL	SR	4:16.97		5/2/15	1.5 0.39	1.89
Steeple	33	Bridget BLAKE	SO	10:16.90		5/2/15	0.55 0.00	0.55
4x400	7			3:29.85		5/23/15	18 1.37	19.37
LJ	7	Der'Renae FREEMAN	SR	6.59mw	21-7½	6/13/15	18 1.69	19.69
DISC	2	Kellion KNIBB	RS15	61.34m	201-3	5/31/14	28 3.42	31.42
HT	20	Katja VANGSNES	SR	61.39m	201-5	3/27/15	3 0.29	3.29
HEPT	12	Grete SADEIKO	JR	5,730		6/13/15	9 0.83	9.83
Team Total								90.07

# 23



## Oklahoma State

### Big 12 Conference

# 1

Event	Scrd As	Athlete	Yr	Scored Mark	Date	Pl. Pts.	Bonus	TOTAL
Scored bests come from CURRENT season								
800m	34	Clara NICHOLS	JR	2:05.87		4/1/16	0.5 0.15	0.65
1500m	26	Savannah CAMACHO	JR	4:17.56		4/1/16	0.9 0.31	1.21
5000m	29	Aurora DYBEDOKKEN	SO	16:03.72		4/1/16	0.75 0.13	0.88
10k	48	Natalie BAKER	JR	34:12.59		4/1/16	0.05 0.00	0.05
SP	4	Chase EALEY	SR	17.71m	58-1¼	3/25/16	24 2.30	26.30
Scored bests come from PRE-SEASON DATA								
800m	6	Kaela EDWARDS	JR	2:02.63		5/2/15	20 1.36	21.36
800m	13	Savannah CAMACHO	JR	2:03.70		5/2/15	8 0.80	8.80
Steeple	3	Ingeborg LOEVNES	SR	9:48.89		5/2/15	26 2.20	28.20
DISC	27	Ieva ZARANKAITE	JR	54.13m	177-7	3/26/15	0.85 0.07	0.92
Team Total								88.37

# 24



## Michigan

### Big Ten Conference

# 2

Event	Scrd As	Athlete	Yr	Scored Mark	Date	Pl. Pts.	Bonus	TOTAL
Scored bests come from CURRENT season								
400m	48	Maya LONG	SR	53.37		4/1/16	0.05 0.00	0.05
4x400	46	Michell, Wee, Pfeifer, Long		3:41.02		4/1/16	0.1 0.00	0.10
HJ	24	Claire KIEFFER-WRIGHT	SO	1.79m	5-10½	4/1/16	1 0.22	1.22
Scored bests come from PRE-SEASON DATA								
100m	33	Cindy OFILI	SR	11.39		6/13/15	0.55 0.14	0.69
800m	27	Danielle PFEIFER	SR	2:05.46		4/17/15	0.85 0.25	1.10
1500m	10	Shannon OSIKA	SR	4:14.26		4/17/15	12 1.33	13.33
Steeple	48	Anna PASTERNAK	SR	10:21.28		5/2/15	0.05 0.00	0.05
5000m	3	Erin FINN	JR	15:32.88		5/2/15	26 2.32	28.32
10k	28	Erin FINN	JR	33:54.85		5/15/15	0.8 0.14	0.94
100H	1	Cindy OFILI	SR	12.60		6/13/15	30 4.64	34.64
400H	41	Sami MICHELL	JR	58.46		5/15/15	0.225 0.00	0.22
HEPT	29	Aaron HOWELL	RS15	5,416		4/16/14	0.75 0.06	0.81
Team Total								81.46

"Scrd As", short for "Scored As", Standing used for place points portion of performance's score combining preseason data (when applied) to current season data

Numbers in BLACK are both the performance's actual NCAA rank AND "scored as" rank Numbers in RED indicate actual NCAA rank does not exist or is worse than "scored as" rank Numbers in BLUE indicate actual NCAA rank is better than "scored as" rank

USTFCCCA Non-Member

Non-Member Schools Will NOT be ranked, beginning Week 2



# USTFCCCA NCAA Division I National Team Computer Rankings

as of 4/4/2016 8:44:01 AM

## 2016 Outdoor Track & Field, Week #1

Only those who score >0.01 pts are shown  
D denotes multiple-event rule in affect

### WOMEN

# 25



## Michigan State

### Big Ten Conference

# 5

Event	Scrd As	Athlete	Yr	Scored Mark	Date	Pl. Pts.	Bonus	TOTAL
Scored bests come from CURRENT season								
10k	47	Rachele SCHULIST	SR	34:12.23	3/25/16	0.075	0.00	0.08
SP	37	Katelyn DANIELS	SO	16.01m 52-6½	3/31/16	0.35	0.00	0.35
Scored bests come from PRE-SEASON DATA								
1500m	17	Rachele SCHULIST	JR	4:16.41	4/11/15	D 4.5	0.50	2.50
Steeple	19	Katie LANDWEHR	SR	10:07.24	4/17/15	3.5	0.41	3.91
5000m	5	Rachele SCHULIST	JR	15:36.33	4/17/15	22	1.93	23.93
5000m	41	Lindsay CLARK	SR	16:08.08	4/17/15	0.225	0.00	0.22
10k	32	Alexis WIERSMA	JR	34:00.23	3/27/15	0.6	0.05	0.65
4x100	18			44.28	5/23/15	4	0.44	4.44
4x400	38			3:36.54	4/11/15	0.3	0.00	0.30
HJ	24	Ellen DIPIETRO	SO	1.79m 5-10½	5/15/15	1	0.22	1.22
PV	44	Lauren CHORNY	SR	4:10m 13-5½	4/11/15	0.15	0.00	0.15
DISC	5	Katelyn DANIELS	SO	59.06m 193-9	5/15/15	22	1.73	23.73
HT	7	Cynthia WATT	SR	65.17m 213-9	4/17/15	18	1.47	19.47
Team Total								80.96

# 26



## Kansas

### Big 12 Conference

# 8

Event	Scrd As	Athlete	Yr	Scored Mark	Date	Pl. Pts.	Bonus	TOTAL
Scored bests come from CURRENT season								
10k	8	Sharon LOKEDI	SO	33:10.06	4/1/16	16	1.17	17.17
Scored bests come from PRE-SEASON DATA								
100m	21	Sydney CONLEY	SR	11.31w	5/15/15	2.5	0.40	2.90
100m	39	Zainab SANNI	JR	11.42	5/15/15	0.275	0.05	0.32
1500m	22	Hannah RICHARDSON	SR	4:16.73	5/23/15	2	0.43	2.43
HJ	47	Grace PICKELL	JR	1.76m 5-9½	5/15/15	0.075	0.00	0.08
PV	44	Alexis ROMERO	SO	4.10m 13-5½	4/3/15	0.15	0.00	0.15
LJ	6	Sydney CONLEY	SR	6.60mw 21-8	6/13/15	20	1.76	21.76
SP	33	Anastasiya MUCHKAYEV	SR	16.10m 52-10	5/15/15	0.55	0.00	0.55
DISC	33	Dasha TSEMA	SR	53.82m 176-7	4/15/15	0.55	0.00	0.55
DISC	36	Daina LEVY	SR	53.73m 176-3	5/23/15	0.4	0.00	0.40
DISC	42	Anastasiya MUCHKAYEV	SR	52.41m 171-11	3/28/15	0.2	0.00	0.20
HT	2	Daina LEVY	SR	69.01m 226-5	5/23/15	28	3.48	31.48
Team Total								77.98

# 27



## Alabama

### Southeastern Conference

# 4

Event	Scrd As	Athlete	Yr	Scored Mark	Date	Pl. Pts.	Bonus	TOTAL
Scored bests come from CURRENT season								
10k	29	Rachael REDDY	FR	33:55.23	4/1/16	0.75	0.13	0.88
100H	45	Vanessa CLERVEAUX	JR	13.40w (2.5)	3/31/16	0.125	0.00	0.13
4x400	45	Gause, Gholston, Walker, Funcheon		3:40.20	3/17/16	0.125	0.00	0.13
PV	22	Anna REED	SR	4.20m 13-9½	3/31/16	2	0.20	2.20
SP	30	Haley TEEL	SO	16.26m 53-4½	3/31/16	0.7	0.00	0.70
DISC	30	Haley TEEL	SO	54.03m 177-3	3/31/16	0.7	0.04	0.74
Scored bests come from PRE-SEASON DATA								
100m	27	Diamond GAUSE	JR-NC	11.36	3/21/15	0.85	0.24	1.09
200m	38	Diamond GAUSE	JR-NC	23.28w	4/30/15	0.3	0.11	0.41
400m	17	Alex GHOLSTON	JR	52.31	5/23/15	4.5	0.54	5.04
800m	32	Kimberley FICENEC	SR	2:05.84	5/2/15	0.6	0.16	0.76
Steeple	14	Katelyn GREENLEAF	SR	10:00.77	5/23/15	7	0.73	7.73
4x100	9			43.60	5/14/15	14	1.09	15.09
PV	16	Lakan TAYLOR	JR	4.27m 14-0	4/10/15	5	0.52	5.52
LJ	1	Quanesha BURKS	JR	6.91mw 22-8	6/13/15	30	4.90	34.90
HT	25	Danielle MCCONNELL	SO	60.68m 199-1	5/2/15	0.95	0.13	1.08
Team Total								76.38

# 28



## Ohio State

### Big Ten Conference

# 12

Event	Scrd As	Athlete	Yr	Scored Mark	Date	Pl. Pts.	Bonus	TOTAL
Scored bests come from PRE-SEASON DATA								
200m	11	Aisha CAVIN	SR	22.86	5/23/15	10	0.93	10.93
200m	43	Aaliyah BARNES	JR	23.31	5/15/15	0.175	0.06	0.24
400m	8	Soniqua WALKER	SR	51.53	5/23/15	16	1.46	17.46
400m	27	Aaliyah BARNES	JR	52.67	5/23/15	0.85	0.29	1.14
100H	42	Alexis FRANKLIN	SR	13.39	4/17/15	0.2	0.00	0.20
400H	11	Alexis FRANKLIN	SR	56.78	5/15/15	10	0.94	10.94
4x100	14			43.99	5/23/15	7	0.63	7.63
4x400	4			3:28.37	5/23/15	24	2.19	26.19
Team Total								74.73

"Scrd As", short for "Scored As", Standing used for place points portion of performance's score combining preseason data (when applied) to current season data

Numbers in BLACK are both the performance's actual NCAA rank AND "scored as" rank Numbers in RED indicate actual NCAA rank does not exist or is worse than "scored as" rank Numbers in BLUE indicate actual NCAA rank is better than "scored as" rank

USTFCCCA Non-Member

Non-Member Schools Will NOT be ranked, beginning Week 2



# USTFCCCA NCAA Division I National Team Computer Rankings

as of 4/4/2016 8:44:01 AM

## 2016 Outdoor Track & Field, Week #1

Only those who score >0.01 pts are shown  
D denotes multiple-event rule in affect

### WOMEN

# 29



**Princeton**  
Ivy League

▲ 10

Event	Scrd As	Athlete	Yr	Scored Mark	Date	Pl. Pts.	Bonus	TOTAL
Scored bests come from CURRENT season								
▶ 800m	5	Cecilia BAROWSKI	SR	2:02.62	4/1/16	22	1.37	23.37
▶ 5000m	31	Emily DE LA BRUYERE	SR	16:04.19	4/1/16	0.65	0.12	0.77
▶ HEPT	43	Taylor MORGAN	SR	5,224	3/30/16	0.175	0.00	0.17
Scored bests come from PRE-SEASON DATA								
▶ Steeple	9	Elizabeth BIRD	JR	9:54.76	5/23/15	14	1.30	15.30
▶ Steeple	36	Emily DE LA BRUYERE	SR	10:17.74	5/9/15	0.4	0.00	0.40
▶ 5000m	18	Megan CURHAM	JR	15:54.03	4/17/15	4	0.48	4.48
▶ 10k	41	Megan CURHAM	JR	34:07.08	3/20/15	0.225	0.00	0.22
▶ HT	3	Julia RATCLIFFE	SR	68.53m	224-10 5/15/15	26	3.16	29.16
Team Total								73.88

# 30



**Wisconsin**  
Big Ten Conference

▼ 5

Event	Scrd As	Athlete	Yr	Scored Mark	Date	Pl. Pts.	Bonus	TOTAL	
Scored bests come from PRE-SEASON DATA									
▶ 1500m	24	Molly HANSON	SR	4:17.06	6/13/15	1	0.38	1.38	
▶ HJ	47	Georgia ELLENWOOD	JR	1.76m	5-9½	5/15/15	0.075	0.00	0.08
▶ PV	41	Taylor AMANN	SO	4.11m	13-5½	4/18/15	0.225	0.00	0.22
▶ SP	2	Kelsey CARD	SR	17.96m	58-11½	6/13/15	28	3.13	31.13
▶ DISC	3	Kelsey CARD	SR	59.91m	196-6	5/23/15	26	2.32	28.32
▶ JAV	41	Brianna BOWER	SR	48.15m	157-11	5/8/15	0.225	0.00	0.22
▶ HEPT	11	Georgia ELLENWOOD	JR	5,786	6/13/15	10	1.01	11.01	
Team Total								72.37	

# 31



**Kent State**  
Mid-American Conference

▼ 1

Event	Scrd As	Athlete	Yr	Scored Mark		Date	Pl. Pts.	Bonus	TOTAL
Scored bests come from PRE-SEASON DATA									
► HJ	18	Dior DELOPHONT	SR	1.81m	5-11½	5/14/15	4	0.46	4.46
► PV	28	Morgan ESTES	JR	4.17m	13-8½	5/8/15	0.8	0.06	0.86
► TJ	10	Dior DELOPHONT	SR	13.26m	43-6	5/14/15	12	0.96	12.96
► SP	5	Danniel THOMAS	SR	17.64m	57-10½	5/1/15	22	2.06	24.06
► DISC	6	Danniel THOMAS	SR	58.77m	192-9	5/14/15	20	1.58	21.58
► HT	19	Jackie LEPPELMEIER	SR	61.47m	201-8	5/14/15	3.5	0.31	3.81
Team Total									67.74

# 32



**Texas Tech**  
Big 12 Conference

▼ 3

Event	Scrd As	Athlete	Yr	Scored Mark		Date	Pl. Pts.	Bonus	TOTAL
Scored bests come from CURRENT season									
▶ PV	31	Haley COOK	SR	4.16m	13-7½	3/30/16	0.65	0.01	0.66
▶ JAV	43	Natalie BAKER	SR	47.80m	156-10	3/30/16	0.175	0.00	0.17
Scored bests come from PRE-SEASON DATA									
▶ 4x100	38			44.74		4/11/15	0.3	0.14	0.44
▶ 4x400	36			3:36.14		3/25/15	0.4	0.00	0.40
▶ HJ	24	Natalie THOMPSON	SR	1.79m	5-10½	5/15/15	1	0.22	1.22
▶ LJ	29	Gionna JACKSON	SR	6.28m	20-7½	5/23/15	0.75	0.19	0.94
▶ TJ	5	Paetyn REVELL	JR	13.43m	44-¾	4/30/15	22	1.83	23.83
▶ TJ	14	Viershanie LATHAM	JR	13.17mw	43-2½	4/30/15	7	0.66	7.66
▶ TJ	25	Gionna JACKSON	SR	12.98mw	42-7	4/30/15	0.95	0.25	1.20
▶ DISC	20	Hannah CARSON	SR	54.98m	180-4	4/11/15	3	0.30	3.30
▶ JAV	4	Hannah CARSON	SR	57.72m	189-4	6/13/15	24	2.48	26.48
▶ HEPT	26	Natalie THOMPSON	SR	5,440		5/15/15	0.9	0.12	1.02
Team Total									67.32

# 33



**Mississippi**  
Southeastern Conference

▼ 1

Event	Scrd As	Athlete	Yr	Scored Mark		Date	Pl. Pts.	Bonus	TOTAL
Scored bests come from CURRENT season									
▶ 100m	33	Khadijah SULEMAN	SR	11.39	(0.9)	3/25/16	0.55	0.14	0.69
▶ 10k	19	Emily BEAN	SO	33:39.36		4/1/16	3.5	0.38	3.88
▶ 10k	27	Mary Alex ENGLAND	JR	33:47.91		4/1/16	0.85	0.25	1.10
▶ SP	1	Raven SAUNDERS	SO	18.75m	61-6½	3/17/16	30	5.76	35.76
▶ DISC	13	Raven SAUNDERS	SO	56.85m	186-6	3/17/16	8	0.81	8.81
Scored bests come from PRE-SEASON DATA									
▶ 100m	24	Shannon RAY	SO	11.32w		5/14/15	1	0.36	1.36
▶ 200m	25	Shannon RAY	SO	23.15		5/23/15	0.95	0.30	1.25
▶ 4x100	12			43.80		5/2/15	9	0.82	9.82
▶ 4x400	34			3:35.90		5/14/15	0.5	0.00	0.50
▶ PV	21	Lindsey MURRAY	SO	4.22m	13-10	5/15/15	2.5	0.29	2.79
Team Total									65.95

"Scrd As", short for "Scored As", Standing used for place points portion of performance's score combining preseason data (when applied) to current season data

Numbers in BLACK are both the performance's actual NCAA rank AND "scored as" rank Numbers in RED indicate actual NCAA rank does not exist or is worse than "scored as" rank Numbers in BLUE indicate actual NCAA rank is better than "scored as" rank

USTFCCCA Non-Member

Non-Member Schools Will NOT be ranked, beginning Week 2



# USTFCCCA NCAA Division I National Team Computer Rankings

as of 4/4/2016 8:44:01 AM

## 2016 Outdoor Track & Field, Week #1

Only those who score >0.01 pts are shown  
D denotes multiple-event rule in affect

### WOMEN

# 34



## Purdue

### Big Ten Conference

# ▼ 3

Event	Scrd As	Athlete	Yr	Scored Mark	Date	Pl. Pts.	Bonus	TOTAL
Scored bests come from CURRENT season								
▶ 400m	48	Brionna THOMAS	SO	53.37	3/17/16	0.05	0.00	0.05
▶ 1500m	49	Katie HOEVET	SR	4:19.89	4/1/16	0.025	0.00	0.03
▶ 4x100	10	Heath, Cox, Roberson, Carson		43.66	3/30/16	12	1.01	13.01
▶ PV	44	Jessica HARTER	SR	4.10m 13-5½	3/17/16	0.15	0.00	0.15
Scored bests come from PRE-SEASON DATA								
▶ 100m	29	Devynne CHARLTON	JR	11.37	5/15/15	0.75	0.20	0.95
▶ 200m	46	Carmiesha COX	JR	23.33	4/11/15	0.1	0.03	0.13
▶ 800m	42	Vanessa MCLEOD	SR	2:06.38	4/22/15	0.2	0.02	0.22
▶ 100H	2	Devynne CHARLTON	JR	12.87w	6/13/15	28	2.54	30.54
▶ 400H	10	Symone BLACK	SO	56.76	5/15/15	12	0.97	12.97
▶ 4x400	15			3:31.70	5/23/15	6	0.68	6.68
Team Total								64.72

# 35




## Duke

### Atlantic Coast Conference

# ▼ 2

Event	Scrd As	Athlete	Yr	Scored Mark	Date	Pl. Pts.	Bonus	TOTAL
Scored bests come from CURRENT season								
▶ PV	2	Megan CLARK	SR	4.51m 14-9½	4/1/16	28	2.79	30.79
▶ PV	11	Madison HEATH	SO	4.30m 14-1½	3/25/16	10	0.66	10.66
Scored bests come from PRE-SEASON DATA								
▶ 400m	28	Madeline KOPP	JR	52.74	5/29/15	0.8	0.24	1.04
▶ 800m	26	Anima BANKS	SR	2:05.42	5/29/15	0.9	0.26	1.16
▶ 100H	40	Teddi MASLOWSKI	SR	13.38w	4/15/15	0.25	0.01	0.26
▶ 4x400	21			3:32.40	5/14/15	2.5	0.43	2.93
▶ HJ	22	Karli JOHONNOT	SR	1.80m 5-10½	4/10/15	2	0.34	2.34
▶ LJ	20	Teddi MASLOWSKI	SR	6.31m 20-8½	4/15/15	3	0.29	3.29
▶ JAV	49	Christine STREISEL	JR	47.44m 155-7	3/20/15	0.025	0.00	0.03
▶ HEPT	13	Teddi MASLOWSKI	SR	5,706	4/15/15	8	0.77	8.77
▶ HEPT	23	Karli JOHONNOT	SR	5,474	5/14/15	1.5	0.20	1.70
Team Total								62.98

# 36



## Clemson

### Atlantic Coast Conference

# ▼ 8

Event	Scrd As	Athlete	Yr	Scored Mark	Date	Pl. Pts.	Bonus	TOTAL
Scored bests come from CURRENT season								
▶ 200m	43	Deja PARRISH	SO	23.31 (0.2)	3/25/16	0.175	0.06	0.24
Scored bests come from PRE-SEASON DATA								
▶ 100m	17	Sabria HADLEY	SO	11.28	5/14/15	4.5	0.49	4.99
▶ 100m	31	Myasia JACOBS	SR	11.38	6/13/15	0.65	0.17	0.82
▶ 200m	19	Sabria HADLEY	SO	23.04	5/14/15	3.5	0.46	3.96
▶ 4x100	11			43.75	5/23/15	10	0.88	10.88
▶ 4x400	6			3:28.59	5/23/15	20	2.07	22.07
▶ HJ	14	Mimi LAND	SR	1.82m 5-11½	4/2/15	7	0.59	7.59
▶ TJ	18	Iana AMSTERDAM	JR	13.10m 42-11½	5/14/15	4	0.51	4.51
▶ TJ	25	Anasterasia TERRELL	SO	12.98m 42-7	5/14/15	0.95	0.25	1.20
Team Total								56.27

# 37



## Arizona

### Pac-12 Conference

# ▲ 4

Event	Scrd As	Athlete	Yr	Scored Mark	Date	Pl. Pts.	Bonus	TOTAL
Scored bests come from CURRENT season								
▶ 400m	15	Sage WATSON	JR	52.20	3/25/16	6	0.62	6.62
▶ 100H	36	Nnanya HAILEY	SR	13.33 (1.6)	3/22/16	0.4	0.13	0.53
▶ 4x100	46	Trevisan, Waggoner, Hicks, Johns		45.25	3/22/16	0.1	0.00	0.10
▶ 4x400	41	Waggoner, Warren, Trevisan, Watson		3:38.72	3/22/16	0.225	0.00	0.23
Scored bests come from PRE-SEASON DATA								
▶ 400H	5	Sage WATSON	JR	55.97	6/13/15	22	2.11	24.11
▶ 400H	7	Nnanya HAILEY	JR	56.53	5/15/15	18	1.22	19.22
▶ HJ	18	Lisanne HAGENS	JR	1.81m 5-11½	5/1/15	4	0.46	4.46
▶ LJ	39	Aleah HURST	JR	6.22mw 20-5	5/23/15	0.275	0.00	0.28
▶ HEPT	36	Alyssa THOMPSON	JR	5,343	5/9/15	0.4	0.00	0.40
▶ HEPT	41	Tiana BONDS	SO	5,242	4/9/15	0.225	0.00	0.22
Team Total								56.17

"Scrd As", short for "Scored As", Standing used for place points portion of performance's score combining preseason data (when applied) to current season data

Numbers in BLACK are both the performance's actual NCAA rank AND "scored as" rank Numbers in RED indicate actual NCAA rank does not exist or is worse than "scored as" rank Numbers in BLUE indicate actual NCAA rank is better than "scored as" rank

USTFCCCA Non-Member

Non-Member Schools Will NOT be ranked, beginning Week 2





# USTFCCCA NCAA Division I National Team Computer Rankings

as of 4/4/2016 8:44:01 AM

## 2016 Outdoor Track & Field, Week #1

Only those who score >0.01 pts are shown  
D denotes multiple-event rule in affect

### WOMEN

# 38



## Memphis

### American Athletic Conference

# unch

Event	Scrd As	Athlete	Yr	Scored Mark	Date	Pl. Pts.	Bonus	TOTAL
Scored bests come from CURRENT season								
JAV	31	Ashley PRYKE	FR	49.03m	160-10	4/1/16	0.65	0.00 0.65
Scored bests come from PRE-SEASON DATA								
PV	3	Carolina CARMICHAEL	SR	4.50m	14-9	5/14/15	26	2.66 28.66
TJ	4	Chardae GREENLEE	JR	13.47mw	44-2½	5/14/15	24	2.08 26.08
JAV	42	Martine BYE	SO	47.94m	157-3	5/14/15	0.2	0.00 0.20
HEPT	47	Martine BYE	SO	5,122		5/14/15	0.075	0.00 0.08
Team Total								55.66

# 39



## Nebraska

### Big Ten Conference

# ▼ 4

Event	Scrd As	Athlete	Yr	Scored Mark	Date	Pl. Pts.	Bonus	TOTAL
Scored bests come from CURRENT season								
100H	39	Chanel FREEMAN	FR	13.35	(0.9)	3/25/16	0.275	0.08 0.36
400H	39	Jasmine BARGE	FR	58.40		3/25/16	0.275	0.00 0.28
JAV	48	Brittni WOLCZYK	FR	47.51m	155-10	3/25/16	0.05	0.00 0.05
Scored bests come from PRE-SEASON DATA								
HJ	24	Reka CZUTH	SO	1.79m	5-10½	5/15/15	1	0.22 1.22
PV	22	Paula ANDRIE	SR	4.20m	13-9½	4/22/15	2	0.20 2.20
LJ	14	Tierra WILLIAMS	JR	6.36mw	20-10½	5/23/15	7	0.47 7.47
LJ	21	Reka CZUTH	SO	6.30m	20-8	5/15/15	2.5	0.26 2.76
LJ	35	Jazmin MCCOY	JR	6.25m	20-6½	5/15/15	0.45	0.08 0.53
TJ	12	Mollie GRIBBIN	SR	13.20mw	43-3½	5/15/15	9	0.72 9.72
TJ	32	Danielle JONES	JR	12.89m	42-3½	5/23/15	0.6	0.06 0.66
SP	47	Tristen SHARP	SR	15.75m	51-8½	5/2/15	0.075	0.00 0.08
DISC	39	Alex MEYER	SO	52.77m	173-1	5/2/15	0.275	0.00 0.28
HT	26	Tristen SHARP	SR	60.61m	198-10	5/15/15	0.9	0.11 1.01
JAV	7	Sarah FIRESTONE	JR	56.15m	184-2	5/15/15	18	1.65 19.65
JAV	22	Danielle PLANK	JR	50.67m	166-3	5/15/15	2	0.16 2.16
Team Total								48.40

# 40



## Indiana State

### Missouri Valley Conference

# ▼ 4

Event	Scrd As	Athlete	Yr	Scored Mark	Date	Pl. Pts.	Bonus	TOTAL
Scored bests come from CURRENT season								
Steeple	37	Taylor AUSTIN	SO	10:18.28		3/25/16	0.35	0.00 0.35
Scored bests come from PRE-SEASON DATA								
100m	7	Katie WISE	SR	11.15w		5/15/15	18	1.45 19.45
100m	39	Chidera OBASIH	SR	11.42w		5/15/15	0.275	0.05 0.32
200m	42	Katie WISE	SR	23.30w		5/15/15	0.2	0.08 0.28
800m	7	Alethia MARRERO	JR	2:02.67		5/23/15	18	1.34 19.34
400H	25	Alethia MARRERO	JR	57.71		5/2/15	0.95	0.25 1.20
4x100	28			44.55		5/2/15	0.8	0.26 1.06
PV	16	Kimyanna RUDOLPH	SR	4.27m	14-0	5/8/15	5	0.52 5.52
Team Total								47.51

# 41



## Penn State

### Big Ten Conference

# ▲ 2

Event	Scrd As	Athlete	Yr	Scored Mark	Date	Pl. Pts.	Bonus	TOTAL
Scored bests come from CURRENT season								
TJ	22	Dannielle GIBSON	JR	13.00m	42-8 (0.2)	3/25/16	2	0.30 2.30
SP	40	Alyssa ROBINSON	JR	15.93m	52-3¾	3/25/16	0.25	0.00 0.25
Scored bests come from PRE-SEASON DATA								
Steeple	8	Tori GERLACH	SR	9:53.98		5/23/15	16	1.42 17.42
5000m	26	Tori GERLACH	SR	15:58.79		5/23/15	0.9	0.31 1.21
5000m	33	Elizabeth CHIKOTAS	SO	16:05.46		4/23/15	0.55	0.07 0.62
HJ	18	Ahmenah RICHARDSON	JR	1.81m	5-11¼	4/23/15	4	0.46 4.46
LJ	48	Dannielle GIBSON	JR	6.15m	20-2½	5/15/15	0.05	0.00 0.05
SP	12	Rachel FATHERLY	SR	17.15m	56-3¾	5/15/15	9	0.89 9.89
SP	38	Obeng MARFO	SO	16.00m	52-6	5/15/15	0.3	0.00 0.30
JAV	13	Lauren KENNEY	RS15	54.02m	177-2	#####	8	0.96 8.96
Team Total								45.46

"Scrd As", short for "Scored As", Standing used for place points portion of performance's score combining preseason data (when applied) to current season data

Numbers in BLACK are both the performance's actual NCAA rank AND "scored as" rank Numbers in RED indicate actual NCAA rank does not exist or is worse than "scored as" rank Numbers in BLUE indicate actual NCAA rank is better than "scored as" rank

USTFCCCA Non-Member

Non-Member Schools Will NOT be ranked, beginning Week 2





# USTFCCCA NCAA Division I National Team Computer Rankings

as of 4/4/2016 8:44:01 AM

## 2016 Outdoor Track & Field, Week #1

Only those who score >0.01 pts are shown  
D denotes multiple-event rule in affect

### WOMEN

# 42



## NC State

### Atlantic Coast Conference

# unch

Event	Scrd As	Athlete	Yr	Scored Mark	Date	Pl. Pts.	Bonus	TOTAL
Scored bests come from PRE-SEASON DATA								
1500m	18	Samantha GEORGE	JR	4:16.46	4/17/15	D	4	0.49 2.49
5000m	14	Samantha GEORGE	JR	15:51.74	3/27/15		7	0.58 7.58
5000m	24	Erika KEMP	JR	15:57.84	3/27/15		1	0.34 1.34
10k	9	Erika KEMP	JR	33:13.44	4/3/15		14	1.06 15.06
100H	15	Alexis PERRY	SR	13.14w	6/13/15		6	0.67 6.67
LJ	14	Alexis PERRY	SR	6.36m 20-10½	5/6/15		7	0.47 7.47
DISC	41	Sequoia WATKINS	SR	52.60m 172-7	4/23/15		0.225	0.00 0.22
Team Total								40.83

# 43



## Vanderbilt

### Southeastern Conference

# ▲ 1

Event	Scrd As	Athlete	Yr	Scored Mark	Date	Pl. Pts.	Bonus	TOTAL
Scored bests come from CURRENT season								
400m	44	Jennifer EDOBI	JR	53.33	3/31/16		0.15	0.00 0.15
1500m	32	Katherine DELANEY	SR	4:18.24	4/1/16		0.6	0.21 0.81
5000m	48	Vanessa VALENTINE	SR	16:10.52	4/1/16		0.05	0.00 0.05
Scored bests come from PRE-SEASON DATA								
800m	28	Courtney CLAYTON	SO	2:05.52	5/14/15		0.8	0.24 1.04
400H	13	Faith WASHINGTON	JR	56.94	5/27/15		8	0.77 8.77
4x400	31			3:34.74	5/14/15		0.65	0.02 0.67
PV	28	Sarah BELL	JR	4.17m 13-8¾	5/2/15		0.8	0.06 0.86
TJ	3	Simone CHARLEY	JR	13.49mw 44-3¾	6/13/15		26	2.20 28.20
Team Total								40.53

# 44



## UTEP

### Conference USA

# ▲ 23

Event	Scrd As	Athlete	Yr	Scored Mark	Date	Pl. Pts.	Bonus	TOTAL
Scored bests come from CURRENT season								
100H	11	Tobi AMUSAN	SO	13.10cA 13.06 (1.4	3/26/16		10	0.86 10.86
HEPT	17	Lucia MOKRASOVA	SO	5,615	3/30/16		4.5	0.55 5.05
Scored bests come from PRE-SEASON DATA								
400m	23	Florence UWAKWE	JR	52.52	5/14/15		1.5	0.39 1.89
4x100	26			44.52	5/14/15		0.9	0.28 1.18
HJ	47	Israel RAMSAY	SR	1.76m 5-9¾	5/14/15		0.075	0.00 0.08
DISC	7	Samantha HALL	SR	58.50m 191-11	5/23/15		18	1.44 19.44
Team Total								38.50

# 45



## Southern Illinois

### Missouri Valley Conference

# ▲ 8

Event	Scrd As	Athlete	Yr	Scored Mark	Date	Pl. Pts.	Bonus	TOTAL
Scored bests come from CURRENT season								
SP	32	Alexus SCOTT	SR	16.15m 53-0	3/26/16		0.6	0.00 0.60
HT	1	DeAnna PRICE	SR	72.19m 236-10	3/17/16		30	5.60 35.60
HT	28	Freya BLOCK	JR	60.42m 198-2	3/26/16		0.8	0.07 0.87
Scored bests come from PRE-SEASON DATA								
SP	29	DeAnna PRICE	SR	16.30m 53-5¾	4/16/15		0.75	0.00 0.75
DISC	37	DeAnna PRICE	SR	53.46m 175-4	5/15/15		0.35	0.00 0.35
Team Total								38.16

# 46



## North Dakota State

### The Summit League

# ▲ 3

Event	Scrd As	Athlete	Yr	Scored Mark	Date	Pl. Pts.	Bonus	TOTAL
Scored bests come from CURRENT season								
1500m	11	Erin TESCHUK	SR	4:15.30	4/1/16	D	10	0.86 2.86
4x400	37	Kitching, Milbrath, Jackson, Woods		3:36.29	4/1/16		0.35	0.00 0.35
HT	29	Katelyn WEIMERSKIRCH	SO	60.41m 198-2	3/18/16		0.75	0.06 0.81
JAV	24	Sierra ROSENAU	SR	50.53m 165-9	3/18/16		1	0.12 1.12
JAV	32	Alyssa OLIN	SO	48.95m 160-7	3/18/16		0.6	0.00 0.60
HEPT	42	Rose JACKSON	JR	5,240	3/24/16		0.2	0.00 0.20
Scored bests come from PRE-SEASON DATA								
800m	38	Erin TESCHUK	SR	2:06.16	3/26/15		0.3	0.07 0.37
Steeple	2	Erin TESCHUK	SR	9:42.15	6/13/15		28	3.25 31.25
400H	48	Melissa KITCHING	SR	58.65	4/17/15		0.05	0.00 0.05
HJ	47	Lexy BOSCHEE	JR	1.76m 5-9¾	5/1/15		0.075	0.00 0.08
Team Total								37.69

"Scrd As", short for "Scored As", Standing used for place points portion of performance's score combining preseason data (when applied) to current season data

Numbers in BLACK are both the performance's actual NCAA rank AND "scored as" rank Numbers in RED indicate actual NCAA rank does not exist or is worse than "scored as" rank Numbers in BLUE indicate actual NCAA rank is better than "scored as" rank

USTFCCCA Non-Member

Non-Member Schools Will NOT be ranked, beginning Week 2



# USTFCCCA NCAA Division I National Team Computer Rankings

as of 4/4/2016 8:44:02 AM

## 2016 Outdoor Track & Field, Week #1

Only those who score >0.01 pts are shown  
D denotes multiple-event rule in affect

### WOMEN

47



**Georgetown**  
BIG EAST Conference

▲ 1

Event	Scrd As	Athlete	Yr	Scored Mark	Date	Pl. Pts.	Bonus	TOTAL	
Scored bests come from CURRENT season									
▶ 5000m	28	Samantha NADEL	JR	16:02.06	4/1/16	0.8	0.19	0.99	
Scored bests come from PRE-SEASON DATA									
▶ 800m	18	Sabrina SOUTHERLAND	JR	2:04.18	5/23/15	4	0.58	4.58	
▶ 800m	25	Heather MARTIN	JR	2:05.40	5/8/15	0.95	0.27	1.22	
▶ 800m	29	Piper DONAGHU	SO	2:05.53	5/15/15	0.75	0.23	0.98	
▶ 800m	39	Emma KEENAN	JR	2:06.18	5/15/15	0.275	0.07	0.34	
▶ 1500m	4	Katrina COOGAN	SR	4:13.13	5/2/15	24	1.84	25.84	
▶ 5000m	13	Katrina COOGAN	RS15	15:50.08	3/29/13	D	8	0.70	2.70
Team Total								36.66	

48



**Syracuse**  
Atlantic Coast Conference

▲ 9

Event	Scrd As	Athlete	Yr	Scored Mark	Date	Pl. Pts.	Bonus	TOTAL
Scored bests come from CURRENT season								
10k	13	Shaylyn TUIITE	JR	33:22.04	4/1/16	8	0.78	8.78
Scored bests come from PRE-SEASON DATA								
100m	27	Shaina HARRISON	SR	11.36	5/14/15	0.85	0.24	1.09
10k	4	Margo MALONE	SR	32:29.89	4/3/15	24	2.51	26.51
10k	45	Maura LINDE	SR	34:12.00	4/3/15	0.125	0.00	0.13
Team Total								36.50

49



**Stephen F. Austin**  
Southland Conference

▲ 5

Event	Scrd As	Athlete	Yr	Scored Mark		Date	Pl. Pts.	Bonus	TOTAL
Scored bests come from PRE-SEASON DATA									
► PV	1	Demi PAYNE	SR	4.71m	15-5½	5/8/15	30	5.49	35.49
Team Total									35.49

50



**Minnesota**  
Big Ten Conference

▼ 4

Event	Scrd As	Athlete	Yr	Scored Mark		Date	Pl. Pts.	Bonus	TOTAL
Scored bests come from CURRENT season									
▶ HT	43	Agnes ESSER	SO	59.55m	195-4	4/2/16	0.175	0.00	0.17
Scored bests come from PRE-SEASON DATA									
▶ Steeple	38	Kaila URICK	SR	10:18.45		5/15/15	0.3	0.00	0.30
▶ 4x400	24			3:32.68		5/23/15	1	0.38	1.38
▶ HJ	47	Jess HERAUF	SR	1.76m	5-9½	5/15/15	0.075	0.00	0.08
▶ DISC	25	Agnes ESSER	SO	54.38m	178-5	5/2/15	0.95	0.14	1.09
▶ HT	38	Lyndsey THORPE	SR	59.78m	196-1	5/15/15	0.3	0.00	0.30
▶ HT	47	Angie GUENTHER	JR	59.38m	194-9	5/15/15	0.075	0.00	0.08
▶ JAV	14	Nicolle MURPHY	JR	53.56m	175-8	6/13/15	7	0.85	7.85
▶ JAV	46	Jess HERAUF	SR	47.57m	156-1	4/3/15	0.1	0.00	0.10
▶ HEPT	5	Jess HERAUF	SR	6,014		5/15/15	22	2.09	24.09
Team Total								35.44	

51



**Iowa State**  
Big 12 Conference

unch

Event	Scrd As	Athlete	Yr	Scored Mark		Date	Pl. Pts.	Bonus	TOTAL
Scored bests come from CURRENT season									
▶ 10k	34	Erin HOOKER	SO	34:00.92		4/1/16	0.5	0.04	0.54
Scored bests come from PRE-SEASON DATA									
▶ Steeple	40	Abby CALDWELL	SO	10:19.21		5/2/15	0.25	0.00	0.25
▶ HJ	18	Marine VALLET	SR	1.81m	5-11½	5/15/15	4	0.46	4.46
▶ LJ	14	Jhoanmy LUQUE	SO	6.36m	20-10½	5/23/15	7	0.47	7.47
▶ TJ	40	Jhoanmy LUQUE	SO	12.84mw	42-1½	4/3/15	0.25	0.00	0.25
▶ SP	6	Christina HILLMAN	SR	17.45m	57-3	5/15/15	20	1.56	21.56
Team Total									34.53

"Scrd As", short for "Scored As", Standing used for place points portion of performance's score combining preseason data (when applied) to current season data

Numbers in BLACK are both the performance's actual NCAA rank AND "scored as" rank Numbers in RED indicate actual NCAA rank does not exist or is worse than "scored as" rank Numbers in BLUE indicate actual NCAA rank is better than "scored as" rank

USTFCCCA Non-Member

Non-Member Schools Will NOT be ranked, beginning Week 2



# USTFCCCA NCAA Division I National Team Computer Rankings

as of 4/4/2016 8:44:02 AM

## 2016 Outdoor Track & Field, Week #1

Only those who score >0.01 pts are shown  
D denotes multiple-event rule in affect

### WOMEN

# 52



## Boston College

### Atlantic Coast Conference

# ▼ 5

Event	Scrd As	Athlete	Yr	Scored Mark	Date	Pl. Pts.	Bonus	TOTAL
Scored bests come from CURRENT season								
▶ Steeple	17	Danielle WINSLOW	SR	10:05.68	4/1/16	4.5	0.49	4.99
Scored bests come from PRE-SEASON DATA								
▶ 5000m	4	Liv WESTPHAL	SR	15:33.33	4/3/15	24	2.26	26.26
▶ 5000m	39	Laura HOTTENROTT	SR	16:07.21	4/3/15	0.275	0.01	0.29
▶ 10k	22	Liv WESTPHAL	SR	33:42.03	5/14/15	2	0.34	2.34
Team Total								33.88

# 53



## Akron

### Mid-American Conference

# ▲ 56

Event	Scrd As	Athlete	Yr	Scored Mark	Date	Pl. Pts.	Bonus	TOTAL
Scored bests come from CURRENT season								
▶ HJ	6	Claudia GARCIA JOU	SR	1.86m 6-1½	3/30/16	20	1.53	21.53
▶ PV	18	Caroline HASSE	SR	4.26m 13-11½	3/30/16	4	0.48	4.48
▶ HEPT	15	Jaclyn SIEFRING	SO	5,627	3/30/16	6	0.58	6.58
Scored bests come from PRE-SEASON DATA								
▶ PV	33	Rebecca SZABO	JR	4.15m 13-7½	3/26/15	0.55	0.00	0.55
Team Total								33.14

# 54



## Cincinnati

### American Athletic Conference

# ▼ 2

Event	Scrd As	Athlete	Yr	Scored Mark	Date	Pl. Pts.	Bonus	TOTAL
Scored bests come from CURRENT season								
▶ PV	33	Alyssa MCBRIDE	SR	4.15m 13-7½	3/25/16	0.55	0.00	0.55
▶ HT	34	Annette ECHIKUNWOKE	SO	59.97m 196-9	3/25/16	0.5	0.00	0.50
Scored bests come from PRE-SEASON DATA								
▶ 400m	11	Kenya WOODALL	SR	51.78	5/14/15	10	1.10	11.10
▶ HJ	7	Erika HURD	SR	1.84m 6-½	5/8/15	18	1.05	19.05
▶ HJ	35	Loretta BLAUT	SO	1.78m 5-10	5/2/15	0.45	0.10	0.55
▶ TJ	29	Rebecca ABRAHAMSSON	SO	12.92m 42-4¾	5/23/15	0.75	0.13	0.88
Team Total								32.63

# 55



## Washington

### Pac-12 Conference

# ▼ 5

Event	Scrd As	Athlete	Yr	Scored Mark	Date	Pl. Pts.	Bonus	TOTAL
Scored bests come from CURRENT season								
▶ 1500m	30	Anna MAXWELL	SO	4:17.96	4/1/16	0.7	0.25	0.95
▶ 1500m	44	Amy-Eloise NEALE	SO	4:19.29	4/1/16	0.15	0.05	0.20
▶ 1500m	45	Baylee MIRES	SR	4:19.43	4/1/16	0.125	0.03	0.16
▶ 5000m	30	Charlotte PROUSE	FR	16:03.80	4/1/16	0.7	0.13	0.83
▶ 5000m	32	Isobel BATT-DOYLE	SO	16:04.79	4/1/16	0.6	0.10	0.70
Scored bests come from PRE-SEASON DATA								
▶ 800m	24	Baylee MIRES	SR	2:05.19	5/23/15	1	0.32	1.32
▶ 1500m	8	Maddie MEYERS	JR	4:14.03	5/15/15	D 16	1.43	3.43
▶ 5000m	6	Maddie MEYERS	JR	15:40.48	4/3/15	20	1.47	21.47
▶ 5000m	37	Katie KNIGHT	JR	16:06.59	4/3/15	0.35	0.03	0.38
▶ 10k	24	Kaylee FLANAGAN	JR	33:43.26	4/3/15	1	0.32	1.32
▶ 4x100	30			44.57	5/15/15	0.7	0.25	0.95
▶ PV	39	Elizabeth QUICK	JR	4.14m 13-7	5/29/16	0.275	0.00	0.28
Team Total								31.98

# 56



## Sam Houston State

### Southland Conference

# ▼ 1

Event	Scrd As	Athlete	Yr	Scored Mark	Date	Pl. Pts.	Bonus	TOTAL
Scored bests come from PRE-SEASON DATA								
▶ 100H	7	Danielle DEMAS	SR	13.02w	5/23/15	18	1.41	19.41
▶ 400H	45	Ruth AMAKU	SR	58.52	5/8/15	0.125	0.00	0.13
▶ HT	11	Ashley JENKINS	SR	63.66m 208-10	4/2/15	10	0.83	10.83
▶ JAV	45	Elizabeth LYSSY	SR	47.58m 156-1	3/25/15	0.125	0.00	0.13
Team Total								30.49

# 57



## Louisville

### Atlantic Coast Conference

# ▲ 3

Event	Scrd As	Athlete	Yr	Scored Mark	Date	Pl. Pts.	Bonus	TOTAL
Scored bests come from CURRENT season								
▶ LJ	21	Bre'Yana WASH	JR	6.30mw 20-8 (3.0)	3/17/16	2.5	0.26	2.76
Scored bests come from PRE-SEASON DATA								
▶ PV	25	Chanel KRAUSE	JR	4.18m 13-8½	5/23/15	0.95	0.10	1.05
▶ SP	13	Emmonnie HENDERSON	JR	17.09m 56-1	5/14/15	8	0.81	8.81
▶ DISC	8	Emmonnie HENDERSON	JR	58.34m 191-5	6/13/15	16	1.36	17.36
Team Total								29.98

"Scrd As", short for "Scored As", Standing used for place points portion of performance's score combining preseason data (when applied) to current season data

Numbers in BLACK are both the performance's actual NCAA rank AND "scored as" rank Numbers in RED indicate actual NCAA rank does not exist or is worse than "scored as" rank Numbers in BLUE indicate actual NCAA rank is better than "scored as" rank

USTFCCCA Non-Member

Non-Member Schools Will NOT be ranked, beginning Week 2



# USTFCCCA NCAA Division I National Team Computer Rankings

as of 4/4/2016 8:44:02 AM

## 2016 Outdoor Track & Field, Week #1

Only those who score >0.01 pts are shown  
D denotes multiple-event rule in affect

### WOMEN

# 58



**New Hampshire**  
America East Conference

unch

Event	Scrd As	Athlete	Yr	Scored Mark	Date	Pl. Pts.	Bonus	TOTAL
Scored bests come from CURRENT season								
800m	47	Elinor PURRIER	SO	2:06.63	3/31/16	0.075	0.00	0.08
Scored bests come from PRE-SEASON DATA								
1500m	39	Elinor PURRIER	JR	4:18.59	5/2/15	0.275	0.16	0.43
Steeple	7	Elinor PURRIER	JR	9:53.53	5/15/15	18	1.49	19.49
Steeple	12	Laura Rose DONEGAN	JR	9:58.95	6/13/15	9	0.88	9.88
Team Total								29.87

# 59



**South Carolina**  
Southeastern Conference

▲16

Event	Scrd As	Athlete	Yr	Scored Mark	Date	Pl. Pts.	Bonus	TOTAL	
Scored bests come from CURRENT season									
▶ 400m	37	Briana HAITH	JR	53.03	3/31/16	0.35	0.04	0.39	
▶ 400m	43	Aliyah ABRAMS	FR	53.29	3/25/16	0.175	0.00	0.17	
▶ 400H	20	Tyler BROCKINGTON	JR	57.38	3/31/16	3	0.43	3.43	
▶ 4x100	24	Gray, Haith, Murphy, Brockington		44.50	3/31/16	1	0.29	1.29	
▶ 4x400	11	Haith, Abrams, Brockington, Bellamy		3:31.14	3/31/16	10	0.88	10.88	
Scored bests come from PRE-SEASON DATA									
▶ 100H	49	Chalese DAVIS	SR	13.42	5/14/15	0.025	0.00	0.03	
▶ HJ	14	Nakita GRAY	SR	1.82m	5-11½	4/23/15	7	0.59	7.59
▶ LJ	39	Alexis MURPHY	SR	6.22mw	20-5	5/14/15	0.275	0.00	0.28
▶ TJ	16	Natasha DICKS	JR	13.16mw	43-2¼	5/14/15	5	0.64	5.64
Team Total								29.69	

# 60



**Washington State**  
Pac-12 Conference

▼15

Event	Scrd As	Athlete	Yr	Scored Mark	Date	Pl. Pts.	Bonus	TOTAL	
Scored bests come from PRE-SEASON DATA									
▶ 10k	37	CharLee LINTON	SR	34:03.69	4/3/15	0.35	0.00	0.35	
▶ 400H	18	Liz HARPER	JR	57.31	5/15/15	4	0.46	4.46	
▶ 4x100	32			44.61	5/23/15	0.6	0.22	0.82	
▶ 4x400	33			3:35.66	5/23/15	0.55	0.00	0.55	
▶ HJ	14	Audrey KETCHAM	SR	1.82m	5-11½	5/23/15	7	0.59	7.59
▶ HJ	35	Kiana DAVIS	JR	1.78m	5-10	3/24/15	0.45	0.10	0.55
▶ HEPT	9	Alissa BROOKS-JOHNSON	JR	5,803	5/9/15	14	1.09	15.09	
Team Total								29.40	

# 61



**Indiana**  
Big Ten Conference

▼2

Event	Scrd As	Athlete	Yr	Scored Mark		Date	Pl. Pts.	Bonus	TOTAL
Scored bests come from CURRENT season									
▶ HT	13	Laura SCHROEDER	SR	63.45m	208-2	3/25/16	8	0.78	8.78
Scored bests come from PRE-SEASON DATA									
▶ Steeple	42	Brianna JOHNSON	SR	10:20.10		5/2/15	0.2	0.00	0.20
▶ 10k	31	Amanda BEHNKE	JR	33:59.60		4/3/15	0.65	0.06	0.71
▶ PV	8	Sophie GUTERMUTH	SR	4.35m	14-3¼	3/25/15	16	1.09	17.09
▶ HT	23	Nakel MCCLINTON	JR	60.81m	199-6	5/2/15	1.5	0.16	1.66
Team Total									28.44

"Scrd As", short for "Scored As", Standing used for place points portion of performance's score combining preseason data (when applied) to current season data

Numbers in BLACK are both the performance's actual NCAA rank AND "scored as" rank Numbers in RED indicate actual NCAA rank does not exist or is worse than "scored as" rank Numbers in BLUE indicate actual NCAA rank is better than "scored as" rank

USTFCCCA Non-Member

Non-Member Schools Will NOT be ranked, beginning Week 2



# USTFCCCA NCAA Division I National Team Computer Rankings

as of 4/4/2016 8:44:02 AM

## 2016 Outdoor Track & Field, Week #1

Only those who score >0.01 pts are shown  
D denotes multiple-event rule in affect

### WOMEN

62



**UCLA**

Pac-12 Conference

▲14

Event	Scrd As	Athlete	Yr	Scored Mark	Date	Pl. Pts.	Bonus	TOTAL
Scored bests come from CURRENT season								
100m	45	Kylie PRICE	SR	11.43 (0.7)	3/22/16	0.125	0.01	0.14
4x100	17	Acolatse, Maduka, Annelus, Price		44.12	3/22/16	4.5	0.54	5.04
PV	25	Greta WAGNER	FR	4.18m 13-8½	4/2/16	0.95	0.10	1.05
LJ	10	Kylie PRICE	SR	6.52mw 21-4½ (2.8)	3/22/16	12	1.21	13.21
SP	41	Stamatia SCARVELIS	FR	15.92m 52-2½	4/2/16	0.225	0.00	0.22
HT	40	Stamatia SCARVELIS	FR	59.64m 195-8	3/22/16	0.25	0.00	0.25
Scored bests come from PRE-SEASON DATA								
LJ	24	Jessie MADUKA	SO	6.29m 20-7½	5/15/15	1	0.22	1.22
SP	17	Torie OWERS	JR	16.93m 55-6½	5/15/15	4.5	0.63	5.13
JAV	34	Zaybree HAURY	JR	48.78m 160-0	3/24/15	0.5	0.00	0.50
Team Total								26.77

63



**Wake Forest**

Atlantic Coast Conference

▲25

Event	Scrd As	Athlete	Yr	Scored Mark	Date	Pl. Pts.	Bonus	TOTAL
Scored bests come from CURRENT season								
HJ	35	Alexandria FLORENT	FR	1.78m 5-10	3/18/16	0.45	0.10	0.55
JAV	5	Jessie MERCKLE	SR	56.91m 186-8	4/1/16	22	2.00	24.00
Scored bests come from PRE-SEASON DATA								
PV	25	Katie ADAIR	SR	4.18m 13-8½	5/23/15	0.95	0.10	1.05
Team Total								25.60

64



**Boise State**

Mountain West Conference

▲6

Event	Scrd As	Athlete	Yr	Scored Mark	Date	Pl. Pts.	Bonus	TOTAL
Scored bests come from CURRENT season								
5000m	21	Brenna PELOQUIN	FR	15:55.43	4/1/16	2.5	0.43	2.93
Scored bests come from PRE-SEASON DATA								
1500m	42	Tansey LYSTAD	SR	4:18.90	5/17/15	0.2	0.11	0.31
Steeple	15	Tansey LYSTAD	SR	10:01.31	4/3/15	D	6	0.71 2.71
5000m	7	Tansey LYSTAD	SR	15:42.22	5/2/15	18	1.28	19.28
HJ	47	Jordan WARD	JR	1.76m 5-9½	5/13/15	0.075	0.00	0.08
PV	40	Allison JEFFRIES	JR	4.12m 13-6½	5/1/15	0.25	0.00	0.25
Team Total								25.55

65



**Arizona State**

Pac-12 Conference

▲20

Event	Scrd As	Athlete	Yr	Scored Mark	Date	Pl. Pts.	Bonus	TOTAL
Scored bests come from CURRENT season								
1500m	48	Jen OWEN	SR	4:19.62	3/18/16	0.05	0.01	0.06
DISC	45	Ginger JARCHOW	SR	52.12m 171-0	3/18/16	0.125	0.00	0.13
HT	10	Maggie EWEN	SO	64.04m 210-1	3/18/16	12	0.96	12.96
Scored bests come from PRE-SEASON DATA								
4x100	35			44.66	5/23/15	0.45	0.19	0.64
4x400	29			3:33.73	5/23/15	0.75	0.19	0.94
SP	27	Maggie EWEN	SO	16.33m 53-7	5/1/15	0.85	0.00	0.85
DISC	12	Maggie EWEN	SO	56.91m 186-8	5/1/15	9	0.82	9.82
Team Total								25.39

66



**Coppin State**

Mid-Eastern Athletic Conference

▼5

Event	Scrd As	Athlete	Yr	Scored Mark	Date	Pl. Pts.	Bonus	TOTAL
Scored bests come from CURRENT season								
4x400	49	Roberts, Caddle-Hope, Marsh, Yarde		3:41.60	3/31/16	0.025	0.00	0.03
Scored bests come from PRE-SEASON DATA								
400H	34	Tanaya YARDE	SR	58.18	4/30/15	0.5	0.00	0.50
HJ	5	Deandra DANIEL	SR	1.87m 6-1½	4/17/15	22	1.77	23.77
Team Total								24.30

67



**Lipscomb**

Atlantic Sun Conference

▼2

Event	Scrd As	Athlete	Yr	Scored Mark	Date	Pl. Pts.	Bonus	TOTAL
Scored bests come from PRE-SEASON DATA								
Steeple	5	Madelin TALBERT	SR	9:50.57	5/23/15	22	1.94	23.94
Steeple	43	Paige STONER	SO	10:20.12	5/15/15	0.175	0.00	0.17
Team Total								24.12

"Scrd As", short for "Scored As", Standing used for place points portion of performance's score combining preseason data (when applied) to current season data

Numbers in BLACK are both the performance's actual NCAA rank AND "scored as" rank Numbers in RED indicate actual NCAA rank does not exist or is worse than "scored as" rank Numbers in BLUE indicate actual NCAA rank is better than "scored as" rank

USTFCCCA Non-Member

Non-Member Schools Will NOT be ranked, beginning Week 2





# USTFCCCA NCAA Division I National Team Computer Rankings

as of 4/4/2016 8:44:02 AM

## 2016 Outdoor Track & Field, Week #1

Only those who score >0.01 pts are shown  
D denotes multiple-event rule in affect

### WOMEN

68



Iowa

Big Ten Conference

▼12

Event	Scrd As	Athlete	Yr	Scored Mark	Date	Pl. Pts.	Bonus	TOTAL
Scored bests come from CURRENT season								
▶ 400H	29	Montayla HOLDER	SR	57.81	3/31/16	0.75	0.19	0.94
▶ 4x100	16	Kwaza, Guster, Guillory, Hernandez		44.04	3/18/16	5	0.60	5.60
▶ 4x400	27	Holder, Guillory, Hernandez, Guster		3:33.25	3/31/16	0.85	0.28	1.13
Scored bests come from PRE-SEASON DATA								
▶ 100m	36	Lake KWAZA	SR	11.40w	4/16/15	0.4	0.11	0.51
▶ 100m	39	Brittany BROWN	JR	11.42	5/15/15	0.275	0.05	0.32
▶ 200m	14	Brittany BROWN	JR	22.89	5/15/15	7	0.84	7.84
▶ 400m	14	Elexis GUSTER	JR	52.19	5/15/15	7	0.62	7.62
▶ LJ	48	Jahisha THOMAS	SO	6.15mw 20-2½	5/2/15	0.05	0.00	0.05
Team Total								24.01

69



Eastern Michigan

Mid-American Conference

▼7

Event	Scrd As	Athlete	Yr	Scored Mark	Date	Pl. Pts.	Bonus	TOTAL
Scored bests come from CURRENT season								
▶ 5000m	25	Alsu BOGDANOVA	JR	15:58.61	4/1/16	0.95	0.32	1.27
Scored bests come from PRE-SEASON DATA								
▶ Steeple	6	Sofie GALLEIN	SR	9:52.66	5/23/15	20	1.62	21.62
▶ 5000m	40	Jordann MCDERMITT	SO	16:07.25	4/17/15	0.25	0.01	0.26
▶ TJ	36	Dace' DREIMANE	JR	12.87m 42-2½	5/14/15	0.4	0.02	0.42
Team Total								23.57

70



Villanova

BIG EAST Conference

▲1

Event	Scrd As	Athlete	Yr	Scored Mark	Date	Pl. Pts.	Bonus	TOTAL
Scored bests come from PRE-SEASON DATA								
▶ 800m	19	Angel PICCIRILLO	SR	2:04.25	5/8/15	D 3.5	0.56	2.56
▶ 800m	30	Siofra CLEIRIGH BUTTNER	SO	2:05.66	5/15/15	0.7	0.20	0.90
▶ 1500m	7	Angel PICCIRILLO	SR	4:13.49	5/2/15	18	1.67	19.67
Team Total								23.14

71



East Carolina

American Athletic Conference

▲33

Event	Scrd As	Athlete	Yr	Scored Mark	Date	Pl. Pts.	Bonus	TOTAL
Scored bests come from CURRENT season								
▶ HT	6	Kayla PADGETT	SR	65.25m 214-1	3/31/16	20	1.51	21.51
Scored bests come from PRE-SEASON DATA								
▶ 100H	34	Cheyenne HUTCHINSON	SR	13.31w	5/14/15	0.5	0.18	0.68
▶ 4x100	33			44.63	4/10/15	0.55	0.21	0.76
Team Total								22.94

72



SMU

American Athletic Conference

▲57

Event	Scrd As	Athlete	Yr	Scored Mark	Date	Pl. Pts.	Bonus	TOTAL
Scored bests come from CURRENT season								
▶ 200m	6	Latessa JOHNSON	FR	22.75w (3.7)	3/31/16	20	1.26	21.26
▶ SP	48	Tochi NLEMCHI	JR	15.73m 51-7½	3/26/16	0.05	0.00	0.05
Scored bests come from PRE-SEASON DATA								
▶ 4x100	37			44.71	5/23/15	0.35	0.15	0.50
▶ HEPT	27	Lucija CVITANOVIC	SR	5,427	5/14/15	0.85	0.09	0.94
Team Total								22.75

73



TCU

Big 12 Conference

▼10

Event	Scrd As	Athlete	Yr	Scored Mark	Date	Pl. Pts.	Bonus	TOTAL
Scored bests come from CURRENT season								
▶ SP	11	Megan SMITH	SR	17.21m 56-5½	3/17/16	10	1.02	11.02
Scored bests come from PRE-SEASON DATA								
▶ 100H	11	Brianna MCGHEE	SR	13.10w	5/23/15	10	0.86	10.86
▶ HT	45	Paola MIRANDA	JR	59.39m 194-10	3/19/15	0.125	0.00	0.13
Team Total								22.01

"Scrd As", short for "Scored As", Standing used for place points portion of performance's score combining preseason data (when applied) to current season data

Numbers in BLACK are both the performance's actual NCAA rank AND "scored as" rank Numbers in RED indicate actual NCAA rank does not exist or is worse than "scored as" rank Numbers in BLUE indicate actual NCAA rank is better than "scored as" rank

USTFCCCA Non-Member

Non-Member Schools Will NOT be ranked, beginning Week 2



# USTFCCCA NCAA Division I National Team Computer Rankings

as of 4/4/2016 8:44:03 AM

## 2016 Outdoor Track & Field, Week #1

Only those who score >0.01 pts are shown  
D denotes multiple-event rule in affect

### WOMEN

74



**Air Force**

Mountain West Conference

105

Event	Scrd As	Athlete	Yr	Scored Mark	Date	Pl. Pts.	Bonus	TOTAL	
Scored bests come from CURRENT season									
▶ 10k	6	Hannah EVERSON	SR	33:05.26	4/1/16	20	1.32	21.32	
▶ 10k	46	Lindy LONG	JR	34:12.05	4/1/16	0.1	0.00	0.10	
Scored bests come from PRE-SEASON DATA									
▶ HJ	47	Shelley SPIRES	SO	1.76m	5-9 1/4	5/2/15	0.075	0.00	0.08
Team Total								21.50	

75



**Morgan State**

Mid-Eastern Athletic Conference

3

Event	Scrd As	Athlete	Yr	Scored Mark	Date	Pl. Pts.	Bonus	TOTAL	
Scored bests come from CURRENT season									
▶ 100m	39	Shenel CROOKE	JR	11.42	(1.5)	3/18/16	0.275	0.05	0.32
Scored bests come from PRE-SEASON DATA									
▶ HJ	7	Jailah MASON	SO	1.84m	6-½	4/23/15	18	1.05	19.05
Team Total								19.37	

76



**South Dakota State**

The Summit League

123

Event	Scrd As	Athlete	Yr	Scored Mark	Date	Pl. Pts.	Bonus	TOTAL	
Scored bests come from CURRENT season									
► TJ	7	Jazzelena BLACK	SR	13.35m	43-9 (1.9)	3/31/16	18	1.34	19.34
Team Total								19.34	

77



**Butler**

BIG EAST Conference

135

Event	Scrd As	Athlete	Yr	Scored Mark	Date	Pl. Pts.	Bonus	TOTAL
Scored bests come from CURRENT season								
10k	7	Olivia PRATT	JR	33:08.31	4/1/16	18	1.22	19.22
Team Total								19.22

78



**Colorado**

Pac-12 Conference

10

Event	Scrd As	Athlete	Yr	Scored Mark	Date	Pl. Pts.	Bonus	TOTAL
Scored bests come from CURRENT season								
1500m	28	Maddie ALM	SR	4:17.83	4/1/16	0.8	0.27	1.07
1500m	31	Dani JONES	FR	4:17.99	4/1/16	0.65	0.24	0.89
5000m	22	Kaitlyn BENNER	SO	15:56.52	4/1/16	2	0.39	2.39
10k	42	Carrie VERDON	SR	34:09.31	4/1/16	0.2	0.00	0.20
Scored bests come from PRE-SEASON DATA								
Steeple	13	Erin CLARK	SO	9:59.67	5/23/15	8	0.81	8.81
5000m	23	Erin CLARK	SO	15:57.54	4/3/15	1.5	0.36	1.86
HEPT	19	Abrianna TORRES	SR	5,545	4/15/15	3.5	0.38	3.88
Team Total								19.09

79



**Illinois**

Big Ten Conference

6

Event	Scrd As	Athlete	Yr	Scored Mark		Date	Pl. Pts.	Bonus	TOTAL
Scored bests come from PRE-SEASON DATA									
▶ 800m	49	Nicole CHOQUETTE	SO	2:06.70		5/1/15	0.025	0.00	0.03
▶ HJ	7	Kandie BLOCH-JONES	JR	1.84m	6-½	5/1/15	18	1.05	19.05
Team Total									19.07

80



**Northern Arizona**

Big Sky Conference

6

Event	Scrd As	Athlete	Yr	Scored Mark		Date	Pl. Pts.	Bonus	TOTAL
Scored bests come from PRE-SEASON DATA									
▶ DISC	11	Julia VIBERG	SR	57.07m	187-3	3/25/15	10	0.87	10.87
▶ HT	14	Brooke ANDERSEN	JR	63.30m	207-8	4/9/15	7	0.74	7.74
▶ JAV	36	Kylene KNUTSEN	JR	48.72m	159-10	4/9/15	0.4	0.00	0.40
Team Total									19.01

"Scrd As", short for "Scored As", Standing used for place points portion of performance's score combining preseason data (when applied) to current season data

Numbers in BLACK are both the performance's actual NCAA rank AND "scored as" rank Numbers in RED indicate actual NCAA rank does not exist or is worse than "scored as" rank Numbers in BLUE indicate actual NCAA rank is better than "scored as" rank

USTFCCCA Non-Member

Non-Member Schools Will NOT be ranked, beginning Week 2



# USTFCCCA NCAA Division I National Team Computer Rankings

as of 4/4/2016 8:44:03 AM

## 2016 Outdoor Track & Field, Week #1

Only those who score >0.01 pts are shown  
D denotes multiple-event rule in affect

### WOMEN

# 81



## California

### Pac-12 Conference

# ▼ 3

Event	Scrd As	Athlete	Yr	Scored Mark	Date	Pl. Pts.	Bonus	TOTAL
Scored bests come from CURRENT season								
5000m	16	Bethan KNIGHTS	SO	15:52.91	4/1/16	5	0.52	5.52
TJ	34	Ashley ANDERSON	SO	12.88m 42-3¼ (1.7)	4/1/16	0.5	0.04	0.54
Scored bests come from PRE-SEASON DATA								
800m	32	Ali EISENBEISS	SR	2:05.84	#####	0.6	0.16	0.76
1500m	47	Bethan KNIGHTS	SO	4:19.60	4/11/15	0.075	0.01	0.08
TJ	11	Isabella MARTEN	SO	13.21mw 43-4¼	3/26/15	10	0.75	10.75
HT	31	Ilse KAAJA	JR	60.33m 197-11	3/21/15	0.65	0.04	0.69
Team Total								18.35

# 82



## BYU

### Independent (DI)

# ▼ 42

Event	Scrd As	Athlete	Yr	Scored Mark	Date	Pl. Pts.	Bonus	TOTAL
Scored bests come from CURRENT season								
HJ	47	Andrea STAPLETON	FR	1.76m 5-9¼	3/24/16	0.075	0.00	0.08
PV	44	Nicole NAATJES	SO	4.10m 13-5¼	3/17/16	0.15	0.00	0.15
DISC	40	Madison PACHNER	JR	52.64m 172-8	4/1/16	0.25	0.00	0.25
Scored bests come from PRE-SEASON DATA								
800m	20	Shea MARTINEZ	JR	2:04.35	4/16/15	3	0.54	3.54
10k	30	Carrie JUBE	SR	33:56.87	4/3/15	0.7	0.11	0.81
100H	31	Alyssa MONTEVERDE-DALTON	SR	13.30	5/1/15	0.65	0.20	0.85
HJ	24	Nicole LAWS	JR	1.79m 5-10½	5/13/15	1	0.22	1.22
HJ	47	Margaret APPIAH	JR	1.76m 5-9¼	5/13/15	0.075	0.00	0.08
PV	11	Anginae MONTEVERDE	JR	4.30m 14-1¼	6/13/15	10	0.66	10.66
PV	33	Sierra HANSEN	JR	4.15m 13-7¼	5/9/15	0.55	0.00	0.55
Team Total								18.17

# 83



## UCF

### American Athletic Conference

# ▼ 4

Event	Scrd As	Athlete	Yr	Scored Mark	Date	Pl. Pts.	Bonus	TOTAL
Scored bests come from CURRENT season								
800m	21	Rosie CHAMBERLAIN	SO	2:04.54	3/18/16	2.5	0.49	2.99
10k	15	Anne-Marie BLANEY	JR	33:24.33	4/1/16	6	0.71	6.71
HT	33	Chelsea GOBOURNE	JR	60.20m 197-6	3/18/16	0.55	0.01	0.56
HT	35	Tayla GREENE	JR	59.90m 196-6	3/31/16	0.45	0.00	0.45
Scored bests come from PRE-SEASON DATA								
200m	20	J'Nea BELLAMY	JR	23.06	5/14/15	3	0.43	3.43
400m	32	Ashley JOCELYN	JR	52.92	5/14/15	0.6	0.12	0.72
4x100	22			44.34	4/30/15	2	0.40	2.40
4x400	30			3:34.67	5/14/15	0.7	0.03	0.73
Team Total								17.99

# 84



## North Carolina

### Atlantic Coast Conference

# ▼ 15

Event	Scrd As	Athlete	Yr	Scored Mark	Date	Pl. Pts.	Bonus	TOTAL
Scored bests come from CURRENT season								
HJ	24	Nicole GREENE	FR	1.79m 5-10½	4/1/16	1	0.22	1.22
Scored bests come from PRE-SEASON DATA								
800m	14	Elizabeth WHELAN	SR	2:03.76	5/14/15	7	0.77	7.77
1500m	40	Elizabeth WHELAN	SR	4:18.73	4/17/15	0.25	0.14	0.39
Steeple	30	Stella RADFORD	SO	10:14.61	5/14/15	0.7	0.05	0.75
HJ	35	Emily GODWIN	JR	1.78m 5-10	5/14/15	0.45	0.10	0.55
SP	15	Sarah HOWARD	SR	16.99m 55-9	3/27/15	6	0.70	6.70
HEPT	34	Emily GODWIN	JR	5,367	5/14/15	0.5	0.00	0.50
Team Total								17.87

# 85



## Hampton

### Mid-Eastern Athletic Conference

# ▲ 23

Event	Scrd As	Athlete	Yr	Scored Mark	Date	Pl. Pts.	Bonus	TOTAL
Scored bests come from CURRENT season								
800m	8	Ce'aira BROWN	SR	2:02.82	3/31/16	16	1.26	17.26
Scored bests come from PRE-SEASON DATA								
4x400	39			3:37.07	4/30/15	0.275	0.00	0.28
Team Total								17.54

"Scrd As", short for "Scored As", Standing used for place points portion of performance's score combining preseason data (when applied) to current season data

Numbers in BLACK are both the performance's actual NCAA rank AND "scored as" rank Numbers in RED indicate actual NCAA rank does not exist or is worse than "scored as" rank Numbers in BLUE indicate actual NCAA rank is better than "scored as" rank

USTFCCCA Non-Member

Non-Member Schools Will NOT be ranked, beginning Week 2



# USTFCCCA NCAA Division I National Team Computer Rankings

as of 4/4/2016 8:44:03 AM

## 2016 Outdoor Track & Field, Week #1

Only those who score >0.01 pts are shown  
D denotes multiple-event rule in affect

### WOMEN

# 86



## San Diego State

Mountain West Conference

▲ 6

Event	Scrd As	Athlete	Yr	Scored Mark	Date	Pl. Pts.	Bonus	TOTAL
Scored bests come from CURRENT season								
100m	19	Ashley HENDERSON	SO	11.29 (1.7)	3/24/16	3.5	0.46	3.96
200m	26	Ashley HENDERSON	SO	23.16 (-1.7)	3/24/16	0.9	0.28	1.18
4x100	43	Bunch, Glenn, Robinson, Henderson		45.03	3/24/16	0.175	0.00	0.18
DISC	21	Rachel ALESI	JR	54.89m 180-1	4/2/16	2.5	0.28	2.78
Scored bests come from PRE-SEASON DATA								
100H	35	Micha AUZENNE	JR	13.32w	4/24/15	0.45	0.15	0.60
PV	22	Bonnie DRAXLER	SO	4.20m 13-9½	4/16/15	2	0.20	2.20
DISC	16	Alexa EVANS	SR	56.22m 184-5	5/13/15	5	0.64	5.64
Team Total								16.53

# 87



## Virginia

Atlantic Coast Conference

▼ 10

Event	Scrd As	Athlete	Yr	Scored Mark	Date	Pl. Pts.	Bonus	TOTAL
Scored bests come from PRE-SEASON DATA								
Steeple	16	Iona LAKE	SR	10:01.58	4/17/15	5	0.69	5.69
Steeple	45	Sara SARGENT	JR	10:20.64	5/14/15	0.125	0.00	0.13
400H	17	Aisha NAIBE-WEY		57.26	#####	4.5	0.49	4.99
4x100	39			44.75	4/17/15	0.275	0.13	0.40
PV	41	Bridget GUY	SO	4.11m 13-5½	5/14/15	0.225	0.00	0.22
SP	19	Christine BOHAN	JR	16.73m 54-10½	5/23/15	3.5	0.40	3.90
Team Total								15.34

# 88



## Winthrop

Big South Conference

▼ 6

Event	Scrd As	Athlete	Yr	Scored Mark	Date	Pl. Pts.	Bonus	TOTAL
Scored bests come from CURRENT season								
HT	9	Marthaline COOPER	JR	64.38m 211-2	3/31/16	14	1.11	15.11
Scored bests come from PRE-SEASON DATA								
400H	42	Alesha LOVE	SR	58.48	5/14/15	0.2	0.00	0.20
Team Total								15.31

# 89



## Jacksonville

Atlantic Sun Conference

▲ 4

Event	Scrd As	Athlete	Yr	Scored Mark	Date	Pl. Pts.	Bonus	TOTAL
Scored bests come from CURRENT season								
100H	38	Ja'Mesha RICHARD	SR	13.34w (2.1)	3/31/16	0.3	0.10	0.40
TJ	24	Stormm PHILLIPS	JR	12.99m 42-7½ (1.4)	3/25/16	1	0.28	1.28
Scored bests come from PRE-SEASON DATA								
4x100	22			44.34	5/23/15	2	0.40	2.40
DISC	14	Kree CLARK	SR	56.41m 185-1	4/10/15	7	0.69	7.69
Team Total								11.77

# 90



## Cornell

Ivy League

▼ 26

Event	Scrd As	Athlete	Yr	Scored Mark	Date	Pl. Pts.	Bonus	TOTAL
Scored bests come from PRE-SEASON DATA								
400m	40	Udeme AKPAETE	SR	53.17	5/9/15	0.25	0.00	0.25
Steeple	34	Claire DEVOE	SR	10:17.54	5/15/15	0.5	0.00	0.50
10k	18	Caroline KELLNER	SR	33:32.07	4/3/15	4	0.50	4.50
400H	30	Taysia RADOSLAV	SO	57.87	5/23/15	0.7	0.16	0.86
4x400	16			3:31.77	5/23/15	5	0.65	5.65
Team Total								11.76

# 91



## Rice

Conference USA

▼ 10

Event	Scrd As	Athlete	Yr	Scored Mark	Date	Pl. Pts.	Bonus	TOTAL
Scored bests come from CURRENT season								
SP	21	Claire UKE	SR	16.69m 54-9½	3/30/16	2.5	0.35	2.85
DISC	38	Claire UKE	SR	52.92m 173-7	3/18/16	0.3	0.00	0.30
Scored bests come from PRE-SEASON DATA								
10k	35	Cali ROPER	SR	34:01.75	4/16/15	0.45	0.03	0.48
HJ	46	Daisy DING	JR	1.77m 5-9½	3/20/15	0.1	0.00	0.10
TJ	14	Daisy DING	JR	13.17m 43-2½	6/13/15	7	0.66	7.66
TJ	39	Cybil OBIOZOR	JR	12.86m 42-2½	4/25/15	0.275	0.00	0.28
Team Total								11.67

"Scrd As", short for "Scored As", Standing used for place points portion of performance's score combining preseason data (when applied) to current season data

Numbers in BLACK are both the performance's actual NCAA rank AND "scored as" rank Numbers in RED indicate actual NCAA rank does not exist or is worse than "scored as" rank Numbers in BLUE indicate actual NCAA rank is better than "scored as" rank

USTFCCCA Non-Member

Non-Member Schools Will NOT be ranked, beginning Week 2



## 2016 Outdoor Track &amp; Field, Week #1

Only those who score >0.01 pts are shown  
D denotes multiple-event rule in affect

## WOMEN

92



Tulane

American Athletic Conference

▼ 1

Event	Scrd As	Athlete	Yr	Scored Mark	Date	Pl. Pts.	Bonus	TOTAL
Scored bests come from CURRENT season								
400m	34	Jasmine BLOCKER	SR	52.94	3/31/16	0.5	0.10	0.60
Scored bests come from PRE-SEASON DATA								
400m	12	Lilla MCMILLAN	SR	51.86	5/14/15	9	0.99	9.99
JAV	28	Daliadiz ORTIZ	JR	50.17m 164-7	4/9/15	0.8	0.03	0.83
Team Total								11.43

93



Portland

West Coast Conference

119

Event	Scrd As	Athlete	Yr	Scored Mark	Date	Pl. Pts.	Bonus	TOTAL
Scored bests come from CURRENT season								
10k	11	Lauren LAROCCO	SO	33:15.75	4/1/16	10	0.99	10.99
10k	36	Anna FARELLO	JR	34:03.67	4/1/16	0.4	0.00	0.40
Team Total								11.39

94




Kennesaw State

Atlantic Sun Conference

▼ 10

Event	Scrd As	Athlete	Yr	Scored Mark	Date	Pl. Pts.	Bonus	TOTAL
Scored bests come from CURRENT season								
JAV	11	Marija BOGAVAC	FR	54.77m 179-8	3/18/16	10	1.14	11.14
Scored bests come from PRE-SEASON DATA								
HJ	47	Shakedra ROBINSON	JR	1.76m 5-9½	4/24/15	0.075	0.00	0.08
Team Total								11.22

95



Connecticut

American Athletic Conference

▼ 15

Event	Scrd As	Athlete	Yr	Scored Mark	Date	Pl. Pts.	Bonus	TOTAL
Scored bests come from PRE-SEASON DATA								
200m	46	Nyanka JOSEPH	SR	23.33	5/14/15	0.1	0.03	0.13
400m	31	Nyanka JOSEPH	SR	52.81	5/14/15	0.65	0.19	0.84
800m	23	Sydnee OVER	JR	2:04.92	5/14/15	1.5	0.39	1.89
800m	35	Kat VODOPIA	SR	2:05.89	5/14/15	0.45	0.14	0.59
4x400	25			3:32.76	5/14/15	0.95	0.37	1.32
LJ	24	Sarah BOWENS	SR	6.29m 20-7¾	4/17/15	1	0.22	1.22
TJ	17	Odrine BELOT	SR	13.14mw 43-1½	5/14/15	4.5	0.60	5.10
Team Total								11.09

96



Louisiana-Lafayette

Sun Belt Conference

101

Event	Scrd As	Athlete	Yr	Scored Mark	Date	Pl. Pts.	Bonus	TOTAL
Scored bests come from CURRENT season								
PV	11	Morgann LELEUX	SR	4.30m 14-1¼	3/25/16	10	0.66	10.66
Scored bests come from PRE-SEASON DATA								
HEPT	46	Jasmin FUSILIER	SR	5,137	5/8/15	0.1	0.00	0.10
Team Total								10.76

97



William and Mary

Colonial Athletic Association

▼ 31

Event	Scrd As	Athlete	Yr	Scored Mark	Date	Pl. Pts.	Bonus	TOTAL
Scored bests come from PRE-SEASON DATA								
5000m	17	Emily STITES	SR	15:53.83	4/16/15	4.5	0.49	4.99
10k	17	Emily STITES	SR	33:26.15	6/13/15	4.5	0.65	5.15
Team Total								10.14

"Scrd As", short for "Scored As", Standing used for place points portion of performance's score combining preseason data (when applied) to current season data

Numbers in BLACK are both the performance's actual NCAA rank AND "scored as" rank Numbers in RED indicate actual NCAA rank does not exist or is worse than "scored as" rank Numbers in BLUE indicate actual NCAA rank is better than "scored as" rank

USTFCCCA Non-Member

Non-Member Schools Will NOT be ranked, beginning Week 2



# USTFCCCA NCAA Division I National Team Computer Rankings

as of 4/4/2016 8:44:03 AM

## 2016 Outdoor Track & Field, Week #1

Only those who score >0.01 pts are shown  
D denotes multiple-event rule in affect

### WOMEN

98



Northern Iowa

Missouri Valley Conference

▲25

Event	Scrd As	Athlete	Yr	Scored Mark	Date	Pl. Pts.	Bonus	TOTAL
Scored bests come from CURRENT season								
▶ HEPT	14	Paige KNODLE	SR	5,680	3/30/16	7	0.71	7.71
Scored bests come from PRE-SEASON DATA								
▶ HJ	24	Chaley RATH	JR	1.79m	5-10½	5/15/15	1	0.22 1.22
▶ HEPT	28	Rachel PETH	SR	5,425	5/15/15	0.8	0.08	0.88
Team Total								9.81

99



Western Illinois

The Summit League

▼10

Event	Scrd As	Athlete	Yr	Scored Mark	Date	Pl. Pts.	Bonus	TOTAL
Scored bests come from PRE-SEASON DATA								
▶ TJ	12	Jasmine BROWN	JR	13.20m	43-3¾	5/23/15	9	0.72 9.72
Team Total								9.72

100



Wichita State

Missouri Valley Conference

▼17

Event	Scrd As	Athlete	Yr	Scored Mark	Date	Pl. Pts.	Bonus	TOTAL
Scored bests come from CURRENT season								
▶ Steeple	32	Sidney HIRSCH	JR	10:16.71	4/1/16	0.6	0.00	0.60
▶ HEPT	24	Gavyn YETTER	JR	5,447	3/15/16	1	0.13	1.13
Scored bests come from PRE-SEASON DATA								
▶ 100H	21	Taylor LARCH-MILLER	JR	13.19w	5/2/15	2.5	0.47	2.97
▶ 4x100	19			44.30	5/23/15	3.5	0.42	3.92
▶ HEPT	30	Breanne BORMAN	JR	5,406	5/15/15	0.7	0.03	0.73
Team Total								9.36

101



College Of Charleston

Colonial Athletic Association

▼ 5

Event	Scrd As	Athlete	Yr	Scored Mark	Date	Pl. Pts.	Bonus	TOTAL
Scored bests come from PRE-SEASON DATA								
▶ HJ	13	Julisa TINDALL	JR	1.83m	6-0	5/1/15	8	0.81 8.81
Team Total								8.81

102



Cal State Northridge

Big West Conference

▼15

Event	Scrd As	Athlete	Yr	Scored Mark	Date	Pl. Pts.	Bonus	TOTAL
Scored bests come from CURRENT season								
▶ DISC	22	Brianna CUEVA	JR	54.83m	179-10	3/18/16	2	0.26 2.26
Scored bests come from PRE-SEASON DATA								
▶ 4x100	34			44.64	5/23/15	0.5	0.20	0.70
▶ DISC	49	Monique GRIFFITHS	SR	51.97m	170-6	5/15/15	0.025	0.00 0.03
▶ HT	16	Monique GRIFFITHS	SR	62.90m	206-4	5/23/15	5	0.65 5.65
Team Total								8.64

103



Bethune-Cookman

Mid-Eastern Athletic Conference

▼13

Event	Scrd As	Athlete	Yr	Scored Mark	Date	Pl. Pts.	Bonus	TOTAL
Scored bests come from PRE-SEASON DATA								
▶ 100m	14	Tristie JOHNSON	SR	11.26	4/30/15	7	0.60	7.60
▶ 200m	32	Tristie JOHNSON	SR	23.24	4/30/15	0.6	0.17	0.77
Team Total								8.36

104



Cal Poly

Big West Conference

▼ 3

Event	Scrd As	Athlete	Yr	Scored Mark	Date	Pl. Pts.	Bonus	TOTAL
Scored bests come from CURRENT season								
▶ HJ	47	Danielle TAYLOR	SO	1.76m	5-9¼	3/12/16	0.075	0.00 0.08
Scored bests come from PRE-SEASON DATA								
▶ 1500m	14	Ashley WINDSOR	SR	4:15.90	5/23/15	7	0.66	7.66
▶ HJ	35	Danielle BRYAN	SR	1.78m	5-10	5/23/15	0.45	0.10 0.55
Team Total								8.28

"Scrd As", short for "Scored As", Standing used for place points portion of performance's score combining preseason data (when applied) to current season data

Numbers in BLACK are both the performance's actual NCAA rank AND "scored as" rank Numbers in RED indicate actual NCAA rank does not exist or is worse than "scored as" rank Numbers in BLUE indicate actual NCAA rank is better than "scored as" rank

USTFCCCA Non-Member

Non-Member Schools Will NOT be ranked, beginning Week 2





# USTFCCCA NCAA Division I National Team Computer Rankings

as of 4/4/2016 8:44:04 AM

## 2016 Outdoor Track & Field, Week #1

Only those who score >0.01 pts are shown  
D denotes multiple-event rule in affect

### WOMEN

# 105



## Colorado State

### Mountain West Conference

# ▼11

Event	Scrd As	Athlete	Yr	Scored Mark	Date	Pl. Pts.	Bonus	TOTAL
Scored bests come from PRE-SEASON DATA								
PV	41	Karly REIMEL	SR	4.11m	13-5%	5/14/15	0.225	0.00 0.22
SP	16	Aaliyah PETE	JR	16.95m	55-7%	5/13/15	5	0.65 5.65
DISC	30	Aaliyah PETE	JR	54.03m	177-3	5/13/15	0.7	0.04 0.74
JAV	27	Jessi MACEDO	SR	50.42m	165-5	5/13/15	0.85	0.09 0.94
HEPT	35	Jessica GREEN	SR	5,350		5/13/15	0.45	0.00 0.45
Team Total								8.02

# 106



## Idaho

### Big Sky Conference

# 100

Event	Scrd As	Athlete	Yr	Scored Mark	Date	Pl. Pts.	Bonus	TOTAL
Scored bests come from CURRENT season								
10k	14	Kinsey GOMEZ	SR	33:23.59	4/1/16	7	0.73	7.73
Team Total								7.73

# 107



## Brown

### Ivy League

# ▼10

Event	Scrd As	Athlete	Yr	Scored Mark	Date	Pl. Pts.	Bonus	TOTAL
Scored bests come from PRE-SEASON DATA								
Steeple	22	Natalie SCHUDROWITZ	SO	10:08.77	5/9/15	2	0.34	2.34
Steeple	31	Lucy VAN KLEUNEN	JR	10:16.14	5/9/15	0.65	0.00	0.65
DISC	18	Josie NATRASEVSCHI	SO	56.00m	183-8	4/23/15	4	0.58 4.58
Team Total								7.56

# 108



## Gonzaga

### West Coast Conference

# ▼22

Event	Scrd As	Athlete	Yr	Scored Mark	Date	Pl. Pts.	Bonus	TOTAL
Scored bests come from CURRENT season								
Steeple	18	Shelby MILLS	JR	10:06.49	4/1/16	4	0.45	4.45
Scored bests come from PRE-SEASON DATA								
10k	21	Jessica MILDES	SR	33:40.82	4/3/15	2.5	0.36	2.86
Team Total								7.31

# 109



## New Orleans

### Southland Conference

# ▼7

Event	Scrd As	Athlete	Yr	Scored Mark	Date	Pl. Pts.	Bonus	TOTAL
Scored bests come from PRE-SEASON DATA								
100H	15	Alexia FORTENBERRY	JR	13.14w	5/8/15	6	0.67	6.67
HEPT	40	Farydah INOUSSA	Sopho	5,248	3/25/15	0.25	0.00	0.25
Team Total								6.92

# 110



## Southeastern Louisiana

### Southland Conference

# ▼12

Event	Scrd As	Athlete	Yr	Scored Mark	Date	Pl. Pts.	Bonus	TOTAL
Scored bests come from CURRENT season								
HT	15	Jermisha FRAZIER	SR	63.19m	207-3	3/17/16	6	0.72 6.72
Team Total								6.72

# 111



## Pittsburgh

### Atlantic Coast Conference

# ▼12

Event	Scrd As	Athlete	Yr	Scored Mark	Date	Pl. Pts.	Bonus	TOTAL
Scored bests come from PRE-SEASON DATA								
400H	15	Evann THOMPSON	SR	57.02	5/23/15	6	0.68	6.68
Team Total								6.68

# 112



## Alabama State

### Southwestern Athletic Conference

# ▼17

Event	Scrd As	Athlete	Yr	Scored Mark	Date	Pl. Pts.	Bonus	TOTAL
Scored bests come from PRE-SEASON DATA								
400m	24	Santina WILLIAMS	SR	52.56	5/23/15	1	0.37	1.37
4x400	17			3:31.97	5/23/15	4.5	0.58	5.08
Team Total								6.44

"Scrd As", short for "Scored As", Standing used for place points portion of performance's score combining preseason data (when applied) to current season data

Numbers in BLACK are both the performance's actual NCAA rank AND "scored as" rank Numbers in RED indicate actual NCAA rank does not exist or is worse than "scored as" rank Numbers in BLUE indicate actual NCAA rank is better than "scored as" rank

USTFCCCA Non-Member

Non-Member Schools Will NOT be ranked, beginning Week 2



## 2016 Outdoor Track &amp; Field, Week #1

Only those who score >0.01 pts are shown  
D denotes multiple-event rule in affect

## WOMEN

113



Fresno State

Mountain West Conference

▲23

Event	Scrd As	Athlete	Yr	Scored Mark	Date	Pl. Pts.	Bonus	TOTAL
-------	---------	---------	----	-------------	------	----------	-------	-------

## Scored bests come from CURRENT season

5000m	34	Annemarie SCHWANZ	JR	16:05.58	4/1/16	0.5	0.07	0.57
LJ	18	Je'Nia SEARS	SR	6.33mw 20-9% (2.5)	4/1/16	4	0.36	4.36

## Scored bests come from PRE-SEASON DATA

400H	36	Kyra JOHNSON	SR	58.22	5/13/15	0.4	0.00	0.40
4x400	32			3:35.34	5/23/15	0.6	0.00	0.60

Team Total 5.93

114



San Francisco

West Coast Conference

▲40

Event	Scrd As	Athlete	Yr	Scored Mark	Date	Pl. Pts.	Bonus	TOTAL
-------	---------	---------	----	-------------	------	----------	-------	-------

## Scored bests come from CURRENT season

10k	16	Charlotte TAYLOR	JR	33:25.09	4/1/16	5	0.69	5.69
-----	----	------------------	----	----------	--------	---	------	------

## Scored bests come from PRE-SEASON DATA

5000m	44	Elena BURKARD	SR	16:09.24	4/3/15	0.15	0.00	0.15
-------	----	---------------	----	----------	--------	------	------	------

Team Total 5.84

115



High Point

Big South Conference

▲48

Event	Scrd As	Athlete	Yr	Scored Mark	Date	Pl. Pts.	Bonus	TOTAL
-------	---------	---------	----	-------------	------	----------	-------	-------

## Scored bests come from CURRENT season

JAV	16	Christine RICKERT	SR	52.47m 172-1	4/1/16	5	0.59	5.59
-----	----	-------------------	----	--------------	--------	---	------	------

Team Total 5.59

116



Western Kentucky

Conference USA

▼10

Event	Scrd As	Athlete	Yr	Scored Mark	Date	Pl. Pts.	Bonus	TOTAL
-------	---------	---------	----	-------------	------	----------	-------	-------

## Scored bests come from PRE-SEASON DATA

200m	38	Carrol HARDY	JR	23.28	5/14/15	0.3	0.11	0.41
100H	42	Jessica GELIBERT	SR	13.39	5/14/15	0.2	0.00	0.20
400H	30	Jessica GELIBERT	SR	57.87	4/23/15	0.7	0.16	0.86
4x100	20			44.33	5/23/15	3	0.40	3.40
PV	33	Ria MOELLERS	SO	4.15m 13-7%	4/10/15	0.55	0.00	0.55

Team Total 5.42

117



Dartmouth

Ivy League

▼10

Event	Scrd As	Athlete	Yr	Scored Mark	Date	Pl. Pts.	Bonus	TOTAL
-------	---------	---------	----	-------------	------	----------	-------	-------

## Scored bests come from PRE-SEASON DATA

1500m	46	Dana GIORDANO	SR	4:19.55	5/9/15	0.1	0.02	0.12
5000m	19	Dana GIORDANO	SR	15:54.05	4/16/15	3.5	0.48	3.98
HJ	24	Kaitlin WHITEHORN	SR	1.79m 5-10%	5/23/15	1	0.22	1.22

Team Total 5.32

118



Texas State

Sun Belt Conference

▼8

Event	Scrd As	Athlete	Yr	Scored Mark	Date	Pl. Pts.	Bonus	TOTAL
-------	---------	---------	----	-------------	------	----------	-------	-------

## Scored bests come from CURRENT season

4x400	48	Hardy, Willis, Gilmore, Dörner		3:41.55	3/30/16	0.05	0.00	0.05
SP	23	Talore KELLY	SR	16.63m 54-6%	3/24/16	1.5	0.28	1.78

## Scored bests come from PRE-SEASON DATA

100H	42	Antonisha STEWART	JR	13.39	5/2/15	0.2	0.00	0.20
HJ	22	Chelsie DECOUD	SO	1.80m 5-10%	4/3/15	2	0.34	2.34
SP	36	Julie LANGE	JR	16.02m 52-6%	4/3/15	0.4	0.00	0.40
DISC	35	Julie LANGE	JR	53.74m 176-3	3/26/15	0.45	0.00	0.45

Team Total 5.22

119



Troy

Sun Belt Conference

▼6

Event	Scrd As	Athlete	Yr	Scored Mark	Date	Pl. Pts.	Bonus	TOTAL
-------	---------	---------	----	-------------	------	----------	-------	-------

## Scored bests come from CURRENT season

DISC	17	Corina COX	JR	56.04m 183-10	3/17/16	4.5	0.59	5.09
------	----	------------	----	---------------	---------	-----	------	------

Team Total 5.09

120



Utah State

Mountain West Conference

▼15

Event	Scrd As	Athlete	Yr	Scored Mark	Date	Pl. Pts.	Bonus	TOTAL
-------	---------	---------	----	-------------	------	----------	-------	-------

## Scored bests come from CURRENT season

HT	17	Maci BINGHAM	SR	61.94m 203-2	4/1/16	4.5	0.42	4.92
----	----	--------------	----	--------------	--------	-----	------	------

## Scored bests come from PRE-SEASON DATA

HJ	47	Jodi WILLIAMS	SR	1.76m 5-9%	5/1/15	0.075	0.00	0.08
----	----	---------------	----	------------	--------	-------	------	------

Team Total 5.00

"Scrd As", short for "Scored As", Standing used for place points portion of performance's score combining preseason data (when applied) to current season data

Numbers in BLACK are both the performance's actual NCAA rank AND "scored as" rank Numbers in RED indicate actual NCAA rank does not exist or is worse than "scored as" rank Numbers in BLUE indicate actual NCAA rank is better than "scored as" rank

USTFCCCA Non-Member

Non-Member Schools Will NOT be ranked, beginning Week 2



## 2016 Outdoor Track &amp; Field, Week #1

Only those who score >0.01 pts are shown  
D denotes multiple-event rule in affect

## WOMEN

121



Long Beach State

Big West Conference

▲ 52

Event	Scrd As	Athlete	Yr	Scored Mark	Date	Pl. Pts.	Bonus	TOTAL
-------	---------	---------	----	-------------	------	----------	-------	-------

Scored bests come from CURRENT season

▶ HEPT	18	Riley COOKS	JR	5,569	3/24/16	4	0.44	4.44
--------	----	-------------	----	-------	---------	---	------	------

Scored bests come from PRE-SEASON DATA

▶ HT	39	Marina SHELTON	JR	59.72m	195-11	4/17/15	0.275	0.00	0.28
------	----	----------------	----	--------	--------	---------	-------	------	------

Team Total 4.71

122



Missouri

Southeastern Conference

▼ 22

Event	Scrd As	Athlete	Yr	Scored Mark	Date	Pl. Pts.	Bonus	TOTAL
-------	---------	---------	----	-------------	------	----------	-------	-------

Scored bests come from CURRENT season

▶ 200m	22	LaQuisha JACKSON	JR	23.10	(1.4)	3/31/16	2	0.37	2.37
--------	----	------------------	----	-------	-------	---------	---	------	------

▶ 4x100	49	Cody, Jackson, Felton, Obi		45.48	3/31/16	0.025	0.00	0.03
---------	----	----------------------------	--	-------	---------	-------	------	------

▶ 4x400	35	Cody, Thames, Jackson, Adewole		3:35.97	3/31/16	0.45	0.00	0.45
---------	----	--------------------------------	--	---------	---------	------	------	------

Scored bests come from PRE-SEASON DATA

▶ 10k	23	Kaitlyn FISCHER	JR	33:43.05	4/3/15	1.5	0.32	1.82
-------	----	-----------------	----	----------	--------	-----	------	------

Team Total 4.67

123



Utah

Pac-12 Conference

▼ 12

Event	Scrd As	Athlete	Yr	Scored Mark	Date	Pl. Pts.	Bonus	TOTAL
-------	---------	---------	----	-------------	------	----------	-------	-------

Scored bests come from PRE-SEASON DATA

▶ 1500m	32	Sarah FEENY	SO	4:18.24	5/2/15	0.6	0.21	0.81
---------	----	-------------	----	---------	--------	-----	------	------

▶ JAV	19	Megan GLASMANN	JR	51.31m	168-4	3/21/15	3.5	0.31	3.81
-------	----	----------------	----	--------	-------	---------	-----	------	------

Team Total 4.62

124



Portland State

Big Sky Conference

▼ 7


Event	Scrd As	Athlete	Yr	Scored Mark	Date	Pl. Pts.	Bonus	TOTAL
-------	---------	---------	----	-------------	------	----------	-------	-------

Scored bests come from PRE-SEASON DATA

▶ LJ	18	Baileh SIMMS	JR	6.33mw	20-9 1/2	5/13/15	4	0.36	4.36
------	----	--------------	----	--------	----------	---------	---	------	------

Team Total 4.36

125



Providence

BIG EAST Conference

▼ 3

Event	Scrd As	Athlete	Yr	Scored Mark	Date	Pl. Pts.	Bonus	TOTAL
-------	---------	---------	----	-------------	------	----------	-------	-------

Scored bests come from CURRENT season

▶ 10k	20	Catarina ROCHA	SO	33:40.30	4/1/16	3	0.37	3.37
-------	----	----------------	----	----------	--------	---	------	------

Scored bests come from PRE-SEASON DATA

▶ 10k	33	Lauren MULLINS	SR	34:00.56	4/23/15	0.55	0.05	0.60
-------	----	----------------	----	----------	---------	------	------	------

Team Total 3.96

126



South Dakota

The Summit League

▼ 23

Event	Scrd As	Athlete	Yr	Scored Mark	Date	Pl. Pts.	Bonus	TOTAL
-------	---------	---------	----	-------------	------	----------	-------	-------

Scored bests come from PRE-SEASON DATA

▶ 10k	49	Amber EICHKORN	SR	34:12.98	4/16/15	0.025	0.00	0.03
-------	----	----------------	----	----------	---------	-------	------	------

▶ PV	20	Hunter WILKES	SR	4.24m	13-11	5/23/15	3	0.38	3.38
------	----	---------------	----	-------	-------	---------	---	------	------

▶ PV	33	Emily BRIGHAM	JR	4.15m	13-7 1/2	3/26/15	0.55	0.00	0.55
------	----	---------------	----	-------	----------	---------	------	------	------

Team Total 3.96

127



Northeastern

Colonial Athletic Association

▼ 15

Event	Scrd As	Athlete	Yr	Scored Mark	Date	Pl. Pts.	Bonus	TOTAL
-------	---------	---------	----	-------------	------	----------	-------	-------

Scored bests come from PRE-SEASON DATA

▶ Steeple	20	Jordan O'DEA	JR	10:08.18	5/15/15	3	0.37	3.37
-----------	----	--------------	----	----------	---------	---	------	------

▶ JAV	39	Nicole GENARD	JR	48.38m	158-8	4/18/15	0.275	0.00	0.28
-------	----	---------------	----	--------	-------	---------	-------	------	------

Team Total 3.64

128



Maryland

Big Ten Conference

▲ 39

Event	Scrd As	Athlete	Yr	Scored Mark	Date	Pl. Pts.	Bonus	TOTAL
-------	---------	---------	----	-------------	------	----------	-------	-------

Scored bests come from CURRENT season

▶ 400m	21	Micha POWELL	JR	52.49	3/31/16	2.5	0.41	2.91
--------	----	--------------	----	-------	---------	-----	------	------

▶ 400H	43	Lisa MENEAU	JR	58.50	3/31/16	0.175	0.00	0.17
--------	----	-------------	----	-------	---------	-------	------	------

Scored bests come from PRE-SEASON DATA

▶ SP	33	Chioma ONYEKWERE	SR	16.10m	52-10	5/15/15	0.55	0.00	0.55
------	----	------------------	----	--------	-------	---------	------	------	------

Team Total 3.64

"Scrd As", short for "Scored As", Standing used for place points portion of performance's score combining preseason data (when applied) to current season data

Numbers in BLACK are both the performance's actual NCAA rank AND "scored as" rank Numbers in RED indicate actual NCAA rank does not exist or is worse than "scored as" rank Numbers in BLUE indicate actual NCAA rank is better than "scored as" rank

USTFCCCA Non-Member

Non-Member Schools Will NOT be ranked, beginning Week 2



# USTFCCCA NCAA Division I National Team Computer Rankings

as of 4/4/2016 8:44:04 AM

## 2016 Outdoor Track & Field, Week #1

Only those who score >0.01 pts are shown  
D denotes multiple-event rule in affect

### WOMEN

129

**UC Davis**  
 Big West Conference

▼ 5

Event	Scrd As	Athlete	Yr	Scored Mark	Date	Pl. Pts.	Bonus	TOTAL
Scored bests come from CURRENT season								
► Steeple	21	Erika BARR	SR	10:08.63	4/1/16	2.5	0.34	2.84
► 10k	44	Christine HOFFMANN	JR	34:11.43	4/1/16	0.15	0.00	0.15
► HJ	47	Erinn BEATTIE	FR	1.76m	5-9½	0.075	0.00	0.08
Scored bests come from PRE-SEASON DATA								
► 4x100	36			44.70	5/1/15	0.4	0.16	0.56
Team Total								3.63

130

**Penn**  
 Ivy League

▼ 12

Event	Scrd As	Athlete	Yr	Scored Mark	Date	Pl. Pts.	Bonus	TOTAL
Scored bests come from CURRENT season								
► 5000m	42	Ashley MONTGOMERY	JR	16:08.64	4/1/16	0.2	0.00	0.20
Scored bests come from PRE-SEASON DATA								
► JAV	20	Kelsey HAY	SR	51.17m	167-10	3	0.28	3.28
► HEPT	44	Noel JANCEWICZ	JR	5,208	5/9/15	0.15	0.00	0.15
Team Total								3.63

131

**Miami (Ohio)**  
 Mid-American Conference

▼ 12

Event	Scrd As	Athlete	Yr	Scored Mark	Date	Pl. Pts.	Bonus	TOTAL
Scored bests come from PRE-SEASON DATA								
► SP	20	Amelia STRICKLER	SR	16.72m	54-10½	3	0.39	3.39
Team Total								3.39

132

**Tennessee State**  
 Ohio Valley Conference

▼ 18

Event	Scrd As	Athlete	Yr	Scored Mark	Date	Pl. Pts.	Bonus	TOTAL
Scored bests come from CURRENT season								
► 4x400	42	Hughes, Pryor, Dameus, Pryor		3:39.01	3/31/16	0.2	0.00	0.20
► LJ	41	Clairwin DAMEUS	SR	6.21mw	20-4½ (2.1)	0.225	0.00	0.22
Scored bests come from PRE-SEASON DATA								
► 100H	25	Amber HUGHES	JR	13.26w	5/15/15	0.95	0.30	1.25
► TJ	41	Amber HUGHES	JR	12.82m	42-¾	0.225	0.00	0.22
► HEPT	31	Clairwin DAMEUS	SR	5,396	5/15/15	0.65	0.01	0.66
Team Total								2.56

133

**UNLV**  
 Mountain West Conference

▼ 8

Event	Scrd As	Athlete	Yr	Scored Mark	Date	Pl. Pts.	Bonus	TOTAL
Scored bests come from CURRENT season								
► 4x100	44	Gales, Austin, Pegram, Anuakpado		45.08	3/24/16	0.15	0.00	0.15
► 4x400	50	Chitwood, Austin, Crowe-Carter, Anuakpado		3:41.91	3/24/16	0.01	0.00	0.01
► HJ	24	Kaysee PILGRIM	JR	1.79m	5-10½	1	0.22	1.22
► HT	24	Cortney MILLER	SR	60.75m	199-3	1	0.14	1.14
Team Total								2.52

134

**Eastern Kentucky**  
 Ohio Valley Conference

▼ 8

Event	Scrd As	Athlete	Yr	Scored Mark	Date	Pl. Pts.	Bonus	TOTAL
Scored bests come from PRE-SEASON DATA								
► 800m	22	Carina SCHREMPF	SO	2:04.76	5/23/15	2	0.43	2.43
Team Total								2.43

"Scrd As", short for "Scored As", Standing used for place points portion of performance's score combining preseason data (when applied) to current season data

Numbers in BLACK are both the performance's actual NCAA rank AND "scored as" rank Numbers in RED indicate actual NCAA rank does not exist or is worse than "scored as" rank Numbers in BLUE indicate actual NCAA rank is better than "scored as" rank

USTFCCCA Non-Member

Non-Member Schools Will NOT be ranked, beginning Week 2



## 2016 Outdoor Track &amp; Field, Week #1

Only those who score >0.01 pts are shown  
D denotes multiple-event rule in affect

## WOMEN

135



Eastern Washington

Big Sky Conference

▲ 66

Event	Scrd As	Athlete	Yr	Scored Mark	Date	Pl. Pts.	Bonus	TOTAL
Scored bests come from CURRENT season								
▶ Steeple	26	Katie MAHONEY	SR	10:10.33	4/1/16	0.9	0.26	1.16
▶ 10k	26	Sarah REITER	JR	33:46.71	4/1/16	0.9	0.26	1.16
▶ HT	48	Kaytlyn COLEMAN	SR	59.37m 194-9	4/1/16	0.05	0.00	0.05
Team Total								2.37

136



Central Michigan

Mid-American Conference

▼ 4

Event	Scrd As	Athlete	Yr	Scored Mark	Date	Pl. Pts.	Bonus	TOTAL
Scored bests come from PRE-SEASON DATA								
▶ SP	31	Devene BROWN	SR	16.16m 53-¾	5/14/15	0.65	0.00	0.65
▶ DISC	23	Devene BROWN	SR	54.45m 178-7	6/13/15	1.5	0.16	1.66
Team Total								2.31

137



Austin Peay

Ohio Valley Conference

▼ 22

Event	Scrd As	Athlete	Yr	Scored Mark	Date	Pl. Pts.	Bonus	TOTAL
Scored bests come from PRE-SEASON DATA								
▶ LJ	24	Chancis JONES	JR	6.29mw 20-7¾	5/15/15	1	0.22	1.22
▶ TJ	29	Kaylenn PITTS	JR	12.92m 42-4¾	5/2/15	0.75	0.13	0.88
Team Total								2.10

138



Toledo

Mid-American Conference

▼ 22

Event	Scrd As	Athlete	Yr	Scored Mark	Date	Pl. Pts.	Bonus	TOTAL
Scored bests come from CURRENT season								
▶ 10k	43	Brooke TULLIS	SR	34:11.33	4/1/16	0.175	0.00	0.17
Scored bests come from PRE-SEASON DATA								
▶ Steeple	23	Liz WEILER	SR	10:09.42	4/16/15	1.5	0.31	1.81
▶ 5000m	46	Brooke TULLIS	SR	16:09.59	3/27/15	0.1	0.00	0.10
Team Total								2.08

139



Northwestern State

Southland Conference

▼ 19

Event	Scrd As	Athlete	Yr	Scored Mark	Date	Pl. Pts.	Bonus	TOTAL
Scored bests come from CURRENT season								
▶ DISC	29	Rechelle BESSARD	SR	54.05m 177-4	3/30/16	0.75	0.05	0.80
Scored bests come from PRE-SEASON DATA								
▶ TJ	28	Porsha THOMAS	SR	12.96mw 42-6¾	4/18/15	0.8	0.21	1.01
▶ JAV	40	Ashley ALDRIDGE	SR	48.17m 158-0	5/23/15	0.25	0.00	0.25
Team Total								2.06

140



UC Riverside

Big West Conference

▼ 19

Event	Scrd As	Athlete	Yr	Scored Mark	Date	Pl. Pts.	Bonus	TOTAL
Scored bests come from CURRENT season								
▶ LJ	44	Taylor FLEMING	SO	6.18mw 20-3½ (2.3)	3/24/16	0.15	0.00	0.15
▶ LJ	45	Jorden O'NEAL	FR	6.17m 20-3 (1.8)	3/24/16	0.125	0.00	0.13
▶ SP	24	Breana JEMISON	JR	16.55m 54-3¾	3/24/16	1	0.19	1.19
▶ HEPT	48	Taylor FLEMING	SO	5,121	3/24/16	0.05	0.00	0.05
Scored bests come from PRE-SEASON DATA								
▶ 800m	36	Faith MAKU	JR	2:05.93	3/26/15	0.4	0.13	0.53
Team Total								2.05

141



Rutgers

Big Ten Conference

▼ 13

Event	Scrd As	Athlete	Yr	Scored Mark	Date	Pl. Pts.	Bonus	TOTAL
Scored bests come from CURRENT season								
▶ 100m	33	Gabrielle FARQUHARSON	SR	11.39 (1.7)	3/17/16	0.55	0.14	0.69
▶ 200m	34	Gabrielle FARQUHARSON	SR	23.25w (3.8)	3/17/16	0.5	0.15	0.65
Scored bests come from PRE-SEASON DATA								
▶ LJ	37	Gabrielle FARQUHARSON	RS15	6.23mw 20-5¾	3/20/14	0.35	0.01	0.36
Team Total								1.70

"Scrd As", short for "Scored As", Standing used for place points portion of performance's score combining preseason data (when applied) to current season data

Numbers in BLACK are both the performance's actual NCAA rank AND "scored as" rank Numbers in RED indicate actual NCAA rank does not exist or is worse than "scored as" rank Numbers in BLUE indicate actual NCAA rank is better than "scored as" rank

USTFCCCA Non-Member

Non-Member Schools Will NOT be ranked, beginning Week 2





# USTFCCCA NCAA Division I National Team Computer Rankings

as of 4/4/2016 8:44:04 AM

## 2016 Outdoor Track & Field, Week #1

Only those who score >0.01 pts are shown  
D denotes multiple-event rule in affect

### WOMEN

#### 142 Binghamton America East Conference ▼12

Event	Scrd As	Athlete	Yr	Scored Mark	Date	Pl. Pts.	Bonus	TOTAL
Scored bests come from PRE-SEASON DATA								
▶ LJ	24	Keishorea ARMSTRONG	JR	6.29m	20-7%	5/15/15	1 0.22	1.22
▶ TJ	36	Keishorea ARMSTRONG	JR	12.87m	42-2%	5/15/15	0.4 0.02	0.42
Team Total								1.64

#### 143 Albany America East Conference ▲6

Event	Scrd As	Athlete	Yr	Scored Mark	Date	Pl. Pts.	Bonus	TOTAL
Scored bests come from CURRENT season								
▶ 400H	24	Grace CLAXTON	SR	57.59	3/31/16	1 0.31		1.31
Scored bests come from PRE-SEASON DATA								
▶ 400m	38	Grace CLAXTON	SR	53.07	5/15/15	0.3 0.01		0.31
Team Total								1.63

#### 144 Middle Tennessee Conference USA ▼17

Event	Scrd As	Athlete	Yr	Scored Mark	Date	Pl. Pts.	Bonus	TOTAL
Scored bests come from PRE-SEASON DATA								
▶ Steeple	41	Josphine KIPTEBENY	SR	10:19.63	4/30/15	0.225 0.00		0.22
▶ 100H	49	Elizabeth DADZIE	SR	13.42	5/23/15	0.025 0.00		0.03
▶ LJ	24	Elizabeth DADZIE	SR	6.29m	20-7%	5/7/15	1 0.22	1.22
▶ HEPT	45	Elizabeth DADZIE	SR	5,146	3/28/15	0.125 0.00		0.13
Team Total								1.60

#### 145 Campbell Big South Conference ▼3

Event	Scrd As	Athlete	Yr	Scored Mark	Date	Pl. Pts.	Bonus	TOTAL
Scored bests come from CURRENT season								
▶ TJ	32	Sabina ALLEN	SO	12.89m	42-3½ (1.4)	3/25/16	0.6 0.06	0.66
Scored bests come from PRE-SEASON DATA								
▶ 100H	30	Lilla JUHASZ	JR	13.29w	4/30/15	0.7 0.22		0.92
Team Total								1.59

#### 146 Illinois State Missouri Valley Conference ▲41

Event	Scrd As	Athlete	Yr	Scored Mark	Date	Pl. Pts.	Bonus	TOTAL
Scored bests come from CURRENT season								
▶ Steeple	24	Kelly MCSHEA	SR	10:09.56	4/1/16	1 0.30		1.30
Scored bests come from PRE-SEASON DATA								
▶ Steeple	46	Ariel MICHALEK	JR	10:20.90	4/3/15	0.1 0.00		0.10
Team Total								1.40

#### 147 Louisiana Tech Conference USA ▼6

Event	Scrd As	Athlete	Yr	Scored Mark	Date	Pl. Pts.	Bonus	TOTAL
Scored bests come from CURRENT season								
▶ LJ	31	Mia ADAMS	SR	6.27mw	20-7 (3.9)	3/18/16	0.65 0.15	0.80
Scored bests come from PRE-SEASON DATA								
▶ 4x100	41			44.76	4/25/15	0.225 0.12		0.35
▶ 4x400	40			3:37.09	5/14/15	0.25 0.00		0.25
Team Total								1.40

#### 148 Houston American Athletic Conference ▼15

Event	Scrd As	Athlete	Yr	Scored Mark	Date	Pl. Pts.	Bonus	TOTAL
Scored bests come from CURRENT season								
▶ 4x400	44	Hardnett, Young, Williams, Nolan		3:39.84	3/30/16	0.15 0.00		0.15
Scored bests come from PRE-SEASON DATA								
▶ 4x100	26			44.52	5/23/15	0.9 0.28		1.18
Team Total								1.33

#### 149 North Dakota Big Sky Conference ▼9

Event	Scrd As	Athlete	Yr	Scored Mark	Date	Pl. Pts.	Bonus	TOTAL
Scored bests come from PRE-SEASON DATA								
▶ DISC	47	Molli DETLOFF	SO	52.00m	170-7	5/1/15	0.075 0.00	0.08
▶ HT	40	Jayd EGGERT	SR	59.64m	195-8	4/25/15	0.25 0.00	0.25
▶ HT	42	Molli DETLOFF	SO	59.57m	195-5	5/1/15	0.2 0.00	0.20
▶ JAV	29	Jayd EGGERT	SR	50.12m	164-5	5/13/15	0.75 0.02	0.77
Team Total								1.30

"Scrd As", short for "Scored As", Standing used for place points portion of performance's score combining preseason data (when applied) to current season data

Numbers in BLACK are both the performance's actual NCAA rank AND "scored as" rank Numbers in RED indicate actual NCAA rank does not exist or is worse than "scored as" rank Numbers in BLUE indicate actual NCAA rank is better than "scored as" rank

USTFCCCA Non-Member

Non-Member Schools Will NOT be ranked, beginning Week 2





# USTFCCCA NCAA Division I National Team Computer Rankings

as of 4/4/2016 8:44:05 AM

## 2016 Outdoor Track & Field, Week #1

Only those who score >0.01 pts are shown  
D denotes multiple-event rule in affect

### WOMEN

150

Drake

Missouri Valley Conference

▼ 4

Event	Scrd As	Athlete	Yr	Scored Mark	Date	Pl. Pts.	Bonus	TOTAL
Scored bests come from CURRENT season								
5000m	36	Emma HUSTON	SR	16:06.55	4/1/16	0.4	0.03	0.43
Scored bests come from PRE-SEASON DATA								
100H	31	Mary YOUNG	SO	13.30w	5/15/15	0.65	0.20	0.85
Team Total								1.28

151

Lehigh

Patriot League

▼ 13

Event	Scrd As	Athlete	Yr	Scored Mark	Date	Pl. Pts.	Bonus	TOTAL	
Scored bests come from PRE-SEASON DATA									
► HJ	24	Courtney AVERY	JR	1.79m	5-10%	5/15/15	1	0.22	1.22
Team Total								1.22	

151

UC Santa Barbara

Big West Conference

▼ 13

Event	Scrd As	Athlete	Yr	Scored Mark		Date	Pl. Pts.	Bonus	TOTAL
Scored bests come from PRE-SEASON DATA									
► HJ	24	Jessica EMDE	SR	1.79m	5-10%	5/15/15	1	0.22	1.22
Team Total									1.22

153

Tennessee Tech

Ohio Valley Conference

▼ 23

Event	Scrd As	Athlete	Yr	Scored Mark	Date	Pl. Pts.	Bonus	TOTAL
Scored bests come from CURRENT season								
400m	26	D'Airen JACKSON	FR	52.64	3/25/16	0.9	0.31	1.21
Team Total								1.21

154

Elon

Colonial Athletic Association

▼ 23

Event	Scrd As	Athlete	Yr	Scored Mark		Date	Pl. Pts.	Bonus	TOTAL
Scored bests come from PRE-SEASON DATA									
▶ 400H	26	Jennifer ESPOSITO	JR	57.75		5/6/15	0.9	0.23	1.13
▶ HJ	47	Megan KIRSCHLING	JR	1.76m	5-9%	5/1/15	0.075	0.00	0.08
Team Total									1.20

155

UC Irvine

Big West Conference

▲ 21

Event	Scrd As	Athlete	Yr	Scored Mark		Date	Pl. Pts.	Bonus	TOTAL
Scored bests come from CURRENT season									
▶ 100H	27	Megan GEORGE	JR	13.28	(1.6)	3/24/16	0.85	0.25	1.10
▶ DISC	46	Barbara COWARD	FR	52.10m	170-11	3/19/16	0.1	0.00	0.10
Team Total									1.20

156

Mount St. Mary's

Northeast Conference

▼ 21

Event	Scrd As	Athlete	Yr	Scored Mark		Date	Pl. Pts.	Bonus	TOTAL
Scored bests come from PRE-SEASON DATA									
▶ JAV	24	Kelly YANUCIL	JR	50.53m	165-9	5/2/15	1	0.12	1.12
Team Total									1.12

157

Georgia State

Sun Belt Conference

▲ 3

Event	Scrd As	Athlete	Yr	Scored Mark		Date	Pl. Pts.	Bonus	TOTAL
Scored bests come from CURRENT season									
▶ DISC	48	Alysiah WHITTAKER	JR	51.99m	170-7	3/31/16	0.05	0.00	0.05
▶ HT	30	LaPorscha WELLS	JR	60.36m	198-0	3/31/16	0.7	0.05	0.75
Scored bests come from PRE-SEASON DATA									
▶ SP	38	LaPorscha WELLS	JR	16.00m	52-6	5/8/15	0.3	0.00	0.30
Team Total									1.10

158

Boston University

Patriot League

▼ 3

Event	Scrd As	Athlete	Yr	Scored Mark	Date	Pl. Pts.	Bonus	TOTAL
Scored bests come from CURRENT season								
400H	27	Toria LEVY	JR	57.77	3/30/16	0.85	0.22	1.07
Team Total								1.07

"Scrd As", short for "Scored As", Standing used for place points portion of performance's score combining preseason data (when applied) to current season data

Numbers in BLACK are both the performance's actual NCAA rank AND "scored as" rank Numbers in RED indicate actual NCAA rank does not exist or is worse than "scored as" rank Numbers in BLUE indicate actual NCAA rank is better than "scored as" rank

USTFCCCA Non-Member

Non-Member Schools Will NOT be ranked, beginning Week 2



## 2016 Outdoor Track &amp; Field, Week #1

Only those who score >0.01 pts are shown  
D denotes multiple-event rule in affect

## WOMEN

159



Florida Atlantic

Conference USA

▼15

Event	Scrd As	Athlete	Yr	Scored Mark	Date	Pl. Pts.	Bonus	TOTAL
-------	---------	---------	----	-------------	------	----------	-------	-------

Scored bests come from PRE-SEASON DATA

4x100	39			44.75	5/14/15	0.275	0.13	0.40
HEPT	31	Frida THORSZS	SO	5,396	5/14/15	0.65	0.01	0.66

Team Total 1.06

160



North Carolina A&amp;T

Mid-Eastern Athletic Conference

▼23

Event	Scrd As	Athlete	Yr	Scored Mark	Date	Pl. Pts.	Bonus	TOTAL
-------	---------	---------	----	-------------	------	----------	-------	-------

Scored bests come from CURRENT season

200m	36	India BROWN	SO	23.26 (0.6)	3/31/16	0.4	0.14	0.54
100H	48	Kayla WHITE	FR	13.41w (2.5)	3/31/16	0.05	0.00	0.05
4x100	50	Brown, White, Love, Knight		45.49	3/17/16	0.01	0.00	0.01

Scored bests come from PRE-SEASON DATA

100m	39	Reneazia COLLINS	SO	11.42	5/17/15	0.275	0.05	0.32
100m	45	India BROWN	SO	11.43	4/30/15	0.125	0.01	0.14

Team Total 1.06

161



Furman

Southern Conference

▼13

Event	Scrd As	Athlete	Yr	Scored Mark	Date	Pl. Pts.	Bonus	TOTAL
-------	---------	---------	----	-------------	------	----------	-------	-------

Scored bests come from CURRENT season

5000m	49	Allie BUCHALSKI	SO	16:11.71	3/25/16	0.025	0.00	0.03
-------	----	-----------------	----	----------	---------	-------	------	------

Scored bests come from PRE-SEASON DATA

Steeple	27	Allie BUCHALSKI	SO	10:13.10	4/3/15	0.85	0.13	0.98
---------	----	-----------------	----	----------	--------	------	------	------

Team Total 1.00

162



Maine

America East Conference

▼5

Event	Scrd As	Athlete	Yr	Scored Mark	Date	Pl. Pts.	Bonus	TOTAL
-------	---------	---------	----	-------------	------	----------	-------	-------

Scored bests come from PRE-SEASON DATA

HT	27	Robyn MCFETTERS	SR	60.50m 198-6	4/23/15	0.85	0.08	0.93
----	----	-----------------	----	--------------	---------	------	------	------

Team Total 0.93

163



St. John's (N.Y.)

BIG EAST Conference

▼11

Event	Scrd As	Athlete	Yr	Scored Mark	Date	Pl. Pts.	Bonus	TOTAL
-------	---------	---------	----	-------------	------	----------	-------	-------

Scored bests come from PRE-SEASON DATA

Steeple	28	Isobel BATT-DOYLE	SO	10:13.29	5/15/15	0.8	0.12	0.92
---------	----	-------------------	----	----------	---------	-----	------	------

Team Total 0.92

164



McNeese State

Southland Conference

▼21

Event	Scrd As	Athlete	Yr	Scored Mark	Date	Pl. Pts.	Bonus	TOTAL
-------	---------	---------	----	-------------	------	----------	-------	-------

Scored bests come from PRE-SEASON DATA

PV	28	Nicole CASPER	SR	4.17m 13-8¾	5/8/15	0.8	0.06	0.86
----	----	---------------	----	-------------	--------	-----	------	------

Team Total 0.86

165



Florida International

Conference USA

▼12

Event	Scrd As	Athlete	Yr	Scored Mark	Date	Pl. Pts.	Bonus	TOTAL
-------	---------	---------	----	-------------	------	----------	-------	-------

Scored bests come from PRE-SEASON DATA

LJ	33	Phillicia FLUELLEN	SR	6.26m 20-6½	4/30/15	0.55	0.12	0.67
SP	43	Raqrura ISHMAR	SR	15.89m 52-1¾	4/2/15	0.175	0.00	0.17

Team Total 0.84

166



San Jose State

Mountain West Conference

▲19

Event	Scrd As	Athlete	Yr	Scored Mark	Date	Pl. Pts.	Bonus	TOTAL
-------	---------	---------	----	-------------	------	----------	-------	-------

Scored bests come from CURRENT season

1500m	35	Jennifer BECKINGHAM	SR	4:18.32	4/1/16	0.45	0.20	0.65
-------	----	---------------------	----	---------	--------	------	------	------

Scored bests come from PRE-SEASON DATA

TJ	44	Nicole ILOANYA	SO	12.79m 41-11½	5/2/15	0.15	0.00	0.15
----	----	----------------	----	---------------	--------	------	------	------

Team Total 0.80

"Scrd As", short for "Scored As", Standing used for place points portion of performance's score combining preseason data (when applied) to current season data

Numbers in BLACK are both the performance's actual NCAA rank AND "scored as" rank Numbers in RED indicate actual NCAA rank does not exist or is worse than "scored as" rank Numbers in BLUE indicate actual NCAA rank is better than "scored as" rank

USTFCCCA Non-Member

Non-Member Schools Will NOT be ranked, beginning Week 2



# USTFCCCA NCAA Division I National Team Computer Rankings

as of 4/4/2016 8:44:05 AM

## 2016 Outdoor Track & Field, Week #1

Only those who score >0.01 pts are shown  
D denotes multiple-event rule in affect

### WOMEN

# 167



## West Virginia

### Big 12 Conference

# ▲14

Event	Scrd As	Athlete	Yr	Scored Mark	Date	Pl. Pts.	Bonus	TOTAL
-------	---------	---------	----	-------------	------	----------	-------	-------

Scored bests come from CURRENT season

► 5000m	35	Jillian FORSEY	SO	16:05.89	4/1/16	0.45	0.06	0.51
---------	----	----------------	----	----------	--------	------	------	------

Scored bests come from PRE-SEASON DATA

► TJ	42	Shamoya MCNEIL	SO	12.81mw 42-½	5/15/15	0.2	0.00	0.20
------	----	----------------	----	--------------	---------	-----	------	------

**Team Total 0.71**

# 168



## Montana State

### Big Sky Conference

# ▼21

Event	Scrd As	Athlete	Yr	Scored Mark	Date	Pl. Pts.	Bonus	TOTAL
-------	---------	---------	----	-------------	------	----------	-------	-------

Scored bests come from PRE-SEASON DATA

► 400H	33	Paige SQUIRE	SR	58.16	5/13/15	0.55	0.01	0.56
--------	----	--------------	----	-------	---------	------	------	------

► PV	44	Casey TESKA		4.10m 13-5½	4/25/15	0.15	0.00	0.15
------	----	-------------	--	-------------	---------	------	------	------

**Team Total 0.71**

# 169



## LIU Brooklyn

### Northeast Conference

# ▼3

Event	Scrd As	Athlete	Yr	Scored Mark	Date	Pl. Pts.	Bonus	TOTAL
-------	---------	---------	----	-------------	------	----------	-------	-------

Scored bests come from CURRENT season

► 4x400	47	Adesanya, Adioo, Baugh, Jones		3:41.17	3/31/16	0.075	0.00	0.08
---------	----	-------------------------------	--	---------	---------	-------	------	------

Scored bests come from PRE-SEASON DATA

► HJ	35	Kyaira WRIGHT-HARMON	SR	1.78m 5-10	4/2/15	0.45	0.10	0.55
------	----	----------------------	----	------------	--------	------	------	------

**Team Total 0.62**

# 170



## Columbia

### Ivy League

# ▼20

Event	Scrd As	Athlete	Yr	Scored Mark	Date	Pl. Pts.	Bonus	TOTAL
-------	---------	---------	----	-------------	------	----------	-------	-------

Scored bests come from PRE-SEASON DATA

► 1500m	36	Olivia SADLER	SR	4:18.36	4/17/15	0.4	0.19	0.59
---------	----	---------------	----	---------	---------	-----	------	------

**Team Total 0.59**

# 171



## Northern Illinois

### Mid-American Conference

# ▼26

Event	Scrd As	Athlete	Yr	Scored Mark	Date	Pl. Pts.	Bonus	TOTAL
-------	---------	---------	----	-------------	------	----------	-------	-------

Scored bests come from PRE-SEASON DATA

► HJ	35	Chennel PALMER	SO	1.78m 5-10	5/14/15	0.45	0.10	0.55
------	----	----------------	----	------------	---------	------	------	------

**Team Total 0.55**

# 171



## Omaha

### The Summit League

# ▲20

Event	Scrd As	Athlete	Yr	Scored Mark	Date	Pl. Pts.	Bonus	TOTAL
-------	---------	---------	----	-------------	------	----------	-------	-------

Scored bests come from CURRENT season

► HJ	35	Stephanie AHRENS	SO	1.78m 5-10	4/2/16	0.45	0.10	0.55
------	----	------------------	----	------------	--------	------	------	------

**Team Total 0.55**

# 171



## UT Arlington

### Sun Belt Conference

# ▼7

Event	Scrd As	Athlete	Yr	Scored Mark	Date	Pl. Pts.	Bonus	TOTAL
-------	---------	---------	----	-------------	------	----------	-------	-------

Scored bests come from CURRENT season

► HJ	35	Alexus HENRY	FR	1.78m 5-10	3/17/16	0.45	0.10	0.55
------	----	--------------	----	------------	---------	------	------	------

**Team Total 0.55**

# 174



## Northern Colorado

### Big Sky Conference

# ▼5

Event	Scrd As	Athlete	Yr	Scored Mark	Date	Pl. Pts.	Bonus	TOTAL
-------	---------	---------	----	-------------	------	----------	-------	-------

Scored bests come from PRE-SEASON DATA

► 400H	44	Susan MEINDERS	JR	58.51	4/4/15	0.15	0.00	0.15
--------	----	----------------	----	-------	--------	------	------	------

► LJ	37	Alisha ALLEN	SR	6.23mw 20-5¼	5/13/15	0.35	0.01	0.36
------	----	--------------	----	--------------	---------	------	------	------

**Team Total 0.51**

"Scrd As", short for "Scored As", Standing used for place points portion of performance's score combining preseason data (when applied) to current season data

Numbers in BLACK are both the performance's actual NCAA rank AND "scored as" rank Numbers in RED indicate actual NCAA rank does not exist or is worse than "scored as" rank Numbers in BLUE indicate actual NCAA rank is better than "scored as" rank

USTFCCCA Non-Member

Non-Member Schools Will NOT be ranked, beginning Week 2



## 2016 Outdoor Track &amp; Field, Week #1

Only those who score >0.01 pts are shown  
D denotes multiple-event rule in affect

## WOMEN

175



Arkansas State

Sun Belt Conference

▲ 8

Event	Scrd As	Athlete	Yr	Scored Mark	Date	Pl. Pts.	Bonus	TOTAL
-------	---------	---------	----	-------------	------	----------	-------	-------

## Scored bests come from CURRENT season

▶ 100m	45	Kristina KNOTT	SO	11.43w (2.7)	3/31/16	0.125	0.01	0.14
▶ SP	45	Erin FARMER	JR	15.86m 52-½	4/1/16	0.125	0.00	0.13

## Scored bests come from PRE-SEASON DATA

▶ HJ	47	Darragh MAY	SO	1.76m 5-9¼	3/25/15	0.075	0.00	0.08
▶ DISC	44	Calea CARR	SO	52.36m 171-9	5/8/15	0.15	0.00	0.15

Team Total 0.49

176



Nevada

Mountain West Conference

▼ 11

Event	Scrd As	Athlete	Yr	Scored Mark	Date	Pl. Pts.	Bonus	TOTAL
-------	---------	---------	----	-------------	------	----------	-------	-------

## Scored bests come from PRE-SEASON DATA

▶ HJ	47	Kinsey MINTER	SR	1.76m 5-9¼	5/13/15	0.075	0.00	0.08
▶ JAV	46	Raffaela WIESBECK	RS15	47.57m 156-1	5/14/14	0.1	0.00	0.10
▶ HEPT	38	Nicole WADDEN	JR	5,317	5/13/15	0.3	0.00	0.30

Team Total 0.48

177



Duquesne

Atlantic 10 Conference

▼ 2

Event	Scrd As	Athlete	Yr	Scored Mark	Date	Pl. Pts.	Bonus	TOTAL
-------	---------	---------	----	-------------	------	----------	-------	-------

## Scored bests come from PRE-SEASON DATA

▶ Steeple	35	Valerie PALERMO	JR	10:17.59	5/15/15	0.45	0.00	0.45
-----------	----	-----------------	----	----------	---------	------	------	------

Team Total 0.45

177



Hawai'i

Big West Conference

▼ 3

Event	Scrd As	Athlete	Yr	Scored Mark	Date	Pl. Pts.	Bonus	TOTAL
-------	---------	---------	----	-------------	------	----------	-------	-------

## Scored bests come from PRE-SEASON DATA

▶ SP	35	Alex PORLIER-LANGLOIS	SR	16.04m 52-7½	3/20/15	0.45	0.00	0.45
------	----	-----------------------	----	--------------	---------	------	------	------

Team Total 0.45

179



Cal State Fullerton

Big West Conference

▼ 21

Event	Scrd As	Athlete	Yr	Scored Mark	Date	Pl. Pts.	Bonus	TOTAL
-------	---------	---------	----	-------------	------	----------	-------	-------

## Scored bests come from PRE-SEASON DATA

▶ HT	36	Jessica FLORES	SR	59.88m 196-5	3/21/15	0.4	0.00	0.40
------	----	----------------	----	--------------	---------	-----	------	------

Team Total 0.40

180



Missouri State

Missouri Valley Conference

▼ 29

Event	Scrd As	Athlete	Yr	Scored Mark	Date	Pl. Pts.	Bonus	TOTAL
-------	---------	---------	----	-------------	------	----------	-------	-------

## Scored bests come from CURRENT season

▶ 4x100	47	Cave, Francois, Husbands, Kurtimah		45.36	3/25/16	0.075	0.00	0.08
---------	----	------------------------------------	--	-------	---------	-------	------	------

## Scored bests come from PRE-SEASON DATA

▶ 100m	39	Marissa KURTIMAH	JR	11.42w	5/15/15	0.275	0.05	0.32
--------	----	------------------	----	--------	---------	-------	------	------

Team Total 0.40

181



Saint Francis (Pa.)

Northeast Conference

▼ 4


Event	Scrd As	Athlete	Yr	Scored Mark	Date	Pl. Pts.	Bonus	TOTAL
-------	---------	---------	----	-------------	------	----------	-------	-------

## Scored bests come from PRE-SEASON DATA

▶ HT	37	Emma O'HARA	JR	59.79m 196-2	4/3/15	0.35	0.00	0.35
------	----	-------------	----	--------------	--------	------	------	------

Team Total 0.35

181



Samford

Southern Conference

▼ 20

Event	Scrd As	Athlete	Yr	Scored Mark	Date	Pl. Pts.	Bonus	TOTAL
-------	---------	---------	----	-------------	------	----------	-------	-------

## Scored bests come from PRE-SEASON DATA

▶ 400H	37	Sarah SANFORD	SO	58.25	4/25/15	0.35	0.00	0.35
--------	----	---------------	----	-------	---------	------	------	------

Team Total 0.35

183



Bradley

Missouri Valley Conference

▼ 27

Event	Scrd As	Athlete	Yr	Scored Mark	Date	Pl. Pts.	Bonus	TOTAL
-------	---------	---------	----	-------------	------	----------	-------	-------

## Scored bests come from CURRENT season

▶ 10k	38	Kristen BUSCH	SR	34:05.93	4/1/16	0.3	0.00	0.30
-------	----	---------------	----	----------	--------	-----	------	------

Team Total 0.30

"Scrd As", short for "Scored As", Standing used for place points portion of performance's score combining preseason data (when applied) to current season data

Numbers in BLACK are both the performance's actual NCAA rank AND "scored as" rank Numbers in RED indicate actual NCAA rank does not exist or is worse than "scored as" rank Numbers in BLUE indicate actual NCAA rank is better than "scored as" rank

USTFCCCA Non-Member

Non-Member Schools Will NOT be ranked, beginning Week 2



# USTFCCCA NCAA Division I National Team Computer Rankings

as of 4/4/2016 8:44:05 AM

## 2016 Outdoor Track & Field, Week #1

Only those who score >0.01 pts are shown  
D denotes multiple-event rule in affect

### WOMEN

184

South Alabama  
Sun Belt Conference

▼14

Event	Scrd As	Athlete	Yr	Scored Mark	Date	Pl. Pts.	Bonus	TOTAL
-------	---------	---------	----	-------------	------	----------	-------	-------

Scored bests come from CURRENT season

▶ PV	44	Jordan FRIZ	SO	4.10m	13-5½	3/17/16	0.15	0.00	0.15
------	----	-------------	----	-------	-------	---------	------	------	------

Scored bests come from PRE-SEASON DATA

▶ TJ	45	Kaitlyn BEANS	JR	12.78m	41-11¼	5/23/15	0.125	0.00	0.13
------	----	---------------	----	--------	--------	---------	-------	------	------

Team Total 0.28

184

Southern Miss  
Conference USA

▼22

Event	Scrd As	Athlete	Yr	Scored Mark	Date	Pl. Pts.	Bonus	TOTAL
-------	---------	---------	----	-------------	------	----------	-------	-------

Scored bests come from PRE-SEASON DATA

▶ 400m	39	Mariam KROMAH	SR	53.11		5/14/15	0.275	0.00	0.28
--------	----	---------------	----	-------	--	---------	-------	------	------

Team Total 0.28

184

Wyoming  
Mountain West Conference

▼2

Event	Scrd As	Athlete	Yr	Scored Mark	Date	Pl. Pts.	Bonus	TOTAL
-------	---------	---------	----	-------------	------	----------	-------	-------

Scored bests come from PRE-SEASON DATA

▶ Steeple	39	Audra DESTEFANO	JR	10:18.51		5/1/15	0.275	0.00	0.28
-----------	----	-----------------	----	----------	--	--------	-------	------	------

Team Total 0.28

187

Yale  
Ivy League

▼1

Event	Scrd As	Athlete	Yr	Scored Mark	Date	Pl. Pts.	Bonus	TOTAL
-------	---------	---------	----	-------------	------	----------	-------	-------

Scored bests come from PRE-SEASON DATA

▶ 800m	40	Shannon MCDONNELL	SR	2:06.36		5/15/15	0.25	0.02	0.27
--------	----	-------------------	----	---------	--	---------	------	------	------

Team Total 0.27

188

Temple  
American Athletic Conference

▼17

Event	Scrd As	Athlete	Yr	Scored Mark	Date	Pl. Pts.	Bonus	TOTAL
-------	---------	---------	----	-------------	------	----------	-------	-------

Scored bests come from PRE-SEASON DATA

▶ 1500m	43	Blanca FERNANDEZ	SR	4:19.14		4/23/15	0.175	0.08	0.25
---------	----	------------------	----	---------	--	---------	-------	------	------

Team Total 0.25

189

UTSA  
Conference USA

▲2

Event	Scrd As	Athlete	Yr	Scored Mark	Date	Pl. Pts.	Bonus	TOTAL
-------	---------	---------	----	-------------	------	----------	-------	-------

Scored bests come from CURRENT season

▶ 4x400	42	Arinze, Swift, Clark, Patterson		3:39.01	3/30/16	0.2	0.00	0.20
---------	----	---------------------------------	--	---------	---------	-----	------	------

Team Total 0.20

190

UMass  
Atlantic 10 Conference

▼1

Event	Scrd As	Athlete	Yr	Scored Mark	Date	Pl. Pts.	Bonus	TOTAL
-------	---------	---------	----	-------------	------	----------	-------	-------

Scored bests come from PRE-SEASON DATA

▶ 800m	43	Heather MACLEAN	JR	2:06.45		5/7/15	0.175	0.00	0.18
--------	----	-----------------	----	---------	--	--------	-------	------	------

Team Total 0.18

191

Loyola Marymount  
West Coast Conference

▼32

Event	Scrd As	Athlete	Yr	Scored Mark	Date	Pl. Pts.	Bonus	TOTAL
-------	---------	---------	----	-------------	------	----------	-------	-------

Scored bests come from PRE-SEASON DATA

▶ 5000m	43	Danielle SHANAHAN	JR	16:08.82		5/2/15	0.175	0.00	0.17
---------	----	-------------------	----	----------	--	--------	-------	------	------

Team Total 0.17

191

Tulsa  
American Athletic Conference

▲21

Event	Scrd As	Athlete	Yr	Scored Mark	Date	Pl. Pts.	Bonus	TOTAL
-------	---------	---------	----	-------------	------	----------	-------	-------

Scored bests come from CURRENT season

▶ DISC	43	Cecilya JOHNSON	FR	52.38m	171-10	3/25/16	0.175	0.00	0.17
--------	----	-----------------	----	--------	--------	---------	-------	------	------

Team Total 0.17

193

Georgia Tech  
Atlantic Coast Conference

▲19

Event	Scrd As	Athlete	Yr	Scored Mark	Date	Pl. Pts.	Bonus	TOTAL
-------	---------	---------	----	-------------	------	----------	-------	-------

Scored bests come from CURRENT season

▶ LJ	45	Donjhae JONES	SR	6.17m	20-3 (0.0)	3/31/16	0.125	0.00	0.13
------	----	---------------	----	-------	------------	---------	-------	------	------

Team Total 0.13

"Scrd As", short for "Scored As", Standing used for place points portion of performance's score combining preseason data (when applied) to current season data

Numbers in BLACK are both the performance's actual NCAA rank AND "scored as" rank Numbers in RED indicate actual NCAA rank does not exist or is worse than "scored as" rank Numbers in BLUE indicate actual NCAA rank is better than "scored as" rank

USTFCCCA Non-Member

Non-Member Schools Will NOT be ranked, beginning Week 2





## 2016 Outdoor Track &amp; Field, Week #1

Only those who score >0.01 pts are shown  
D denotes multiple-event rule in affect


## WOMEN

**193**  **SIUE** ▼ **13**  
Ohio Valley Conference

Event	Scrd As	Athlete	Yr	Scored Mark	Date	Pl. Pts.	Bonus	TOTAL
Scored bests come from PRE-SEASON DATA								
▶ 100H	45	LaDonna CASTON	SR	13.40	5/1/15	0.125	0.00	0.13
<b>Team Total</b>								<b>0.13</b>

**195**  **Prairie View A&M** ▼ **4**  
Southwestern Athletic Conference

Event	Scrd As	Athlete	Yr	Scored Mark	Date	Pl. Pts.	Bonus	TOTAL
Scored bests come from PRE-SEASON DATA								
▶ 400H	46	Deonca BOOKMAN	SO	58.54	3/26/15	0.1	0.00	0.10
<b>Team Total</b>								<b>0.10</b>

**196**  **Coastal Carolina** ▼ **62**  
Big South Conference

Event	Scrd As	Athlete	Yr	Scored Mark	Date	Pl. Pts.	Bonus	TOTAL	
Scored bests come from PRE-SEASON DATA									
▶ TJ	47	Amirah AL-BAYYINAH	SR	12.76m	41-10½	4/3/15	0.075	0.00	0.08
Team Total								0.08	

**196**  **Marshall** ▲ **7**  
Conference USA

Event	Scrd As	Athlete	Yr	Scored Mark	Date	Pl. Pts.	Bonus	TOTAL	
Scored bests come from CURRENT season									
▶ TJ	47	Antonique BUTLER	JR	12.76mw	41-10½ (2.5)	3/25/16	0.075	0.00	0.08
Team Total								0.08	

**198**  **James Madison** ▼ **4**  
Colonial Athletic Association

Event	Scrd As	Athlete	Yr	Scored Mark	Date	Pl. Pts.	Bonus	TOTAL	
Scored bests come from PRE-SEASON DATA									
▶ LJ	48	Ebony OWUSU-SAMPAH	JR	6.15m	20-2¼	5/15/15	0.05	0.00	0.05
Team Total								0.05	

**198**  **Monmouth** ▲ **14**  
Metro Atlantic Athletic Conference

Event	Scrd As	Athlete	Yr	Scored Mark	Date	Pl. Pts.	Bonus	TOTAL
Scored bests come from CURRENT season								
▶ 800m	48	Tionna GARNER	JR	2:06.64	3/31/16	0.05	0.00	0.05
<b>Team Total</b>								<b>0.05</b>

**198**  **Montana** ▲ **14**  
Big Sky Conference

Event	Scrd As	Athlete	Yr	Scored Mark	Date	Pl. Pts.	Bonus	TOTAL	
Scored bests come from CURRENT season									
▶ HT	48	Hana FEILZER	SO	59.37m	194-9	4/2/16	0.05	0.00	0.05
Team Total								0.05	

**198**  **Richmond** ▼ **1**  
Atlantic 10 Conference

Event	Scrd As	Athlete	Yr	Scored Mark		Date	Pl. Pts.	Bonus	TOTAL
Scored bests come from PRE-SEASON DATA									
▶ LJ	48	Janel FRANCIS	SR	6.15mw	20-2¼	5/2/15	0.05	0.00	0.05
Team Total									0.05

**202**  **North Texas** ▼ **8**  
Conference USA

Event	Scrd As	Athlete	Yr	Scored Mark	Date	Pl. Pts.	Bonus	TOTAL
Scored bests come from CURRENT season								
▶ 4x100	48	Stewart, El-Amin, Martin, Landry		45.41	3/26/16	0.05	0.00	0.05
<b>Team Total</b>								<b>0.05</b>

**203**  **George Mason** ▼ **15**  
Atlantic 10 Conference

		Atlantic 10 Conference							
Event	Scrd As	Athlete	Yr	Scored Mark		Date	Pl. Pts.	Bonus	TOTAL
Scored bests come from PRE-SEASON DATA									
▶ TJ	49	Nhautrey BROWN	JR	12.75mw	41-10	5/2/15	0.025	0.00	0.03
Team Total									0.03

"Scrd As", short for "Scored As", Standing used for place points portion of performance's score combining preseason data (when applied) to current season data

Numbers in BLACK are both the performance's actual NCAA rank AND "scored as" rank Numbers in RED indicate actual NCAA rank does not exist or is worse than "scored as" rank Numbers in BLUE indicate actual NCAA rank is better than "scored as" rank

USTFCCCA Non-Member

Non-Member Schools Will NOT be ranked, beginning Week 2





# 2016 Outdoor Track & Field, Week #1

Only those who score >0.01 pts are shown  
D denotes multiple-event rule in affect

## WOMEN

**203****Sacramento State**▼ **19**

Big Sky Conference

Event	Scrd As	Athlete	Yr	Scored Mark	Date	Pl. Pts.	Bonus	TOTAL
-------	---------	---------	----	-------------	------	----------	-------	-------

Scored bests come from CURRENT season

▶ 400H	49	Stephanie BLUMM	SR	58.72	4/2/16	0.025	0.00	0.03
--------	----	-----------------	----	-------	--------	-------	------	------

**Team Total****0.03**

"Scrd As", short for "Scored As", Standing used for place points portion of performance's score combining preseason data (when applied) to current season data

Numbers in BLACK are both the performance's actual NCAA rank AND "scored as" rank Numbers in RED indicate actual NCAA rank does not exist or is worse than "scored as" rank Numbers in BLUE indicate actual NCAA rank is better than "scored as" rank

**USTFCCCA Non-Member**

Non-Member Schools Will NOT be ranked, beginning Week 2