



# USTFCCCA NCAA Division I National Team Computer Rankings

as of 5/9/2016 8:46:15 AM

## 2016 Outdoor Track & Field, Week #6

Only those who score >0.01 pts are shown  
D denotes multiple-event rule in affect

### MEN

# 1



## Texas A&M

### Southeastern Conference

## unch

Event	Scrd As	Athlete	Yr	Scored Mark	Date	Pl. Pts.	Bonus	TOTAL
Scored bests come from CURRENT season								
100m	15	Devin JENKINS	SR	10.22 (1.1)	4/8/16	6	0.65	6.65
200m	4	Devin JENKINS	SR	20.39 (0.5)	4/8/16	24	1.54	25.54
200m	22	Fred KERLEY	JR	20.61 (1.3)	3/18/16	D 2	0.48	2.48
200m	29	Elijah MORROW	SO	20.66 (-0.2)	4/23/16	0.75	0.31	1.06
400m	1	Fred KERLEY	JR	45.10	4/8/16	30	2.50	32.50
400m	39	Deon HICKEY	JR	46.51	3/18/16	0.275	0.06	0.34
800m	6	Hector HERNANDEZ	SR	1:46.29	4/16/16	20	1.40	21.40
800m	23	Donavan BRAZIER	FR	1:47.33	4/30/16	1.5	0.53	2.03
800m	41	JaQwae ELLISON	FR	1:48.54	4/16/16	0.225	0.00	0.22
400H	3	Robert GRANT	SO	49.73	4/8/16	26	2.40	28.40
400H	23	Jackson DAVIS	FR	51.14	4/23/16	1.5	0.36	1.86
400H	31	Aikan GRAHAM	SR	51.34	4/8/16	0.65	0.23	0.88
4x100	2	Williams, Kerley, Morrow, Jenkins		39.02	4/8/16	28	2.32	30.32
4x400	3	Hickey, Grant, Brazier, Kerley		3:02.96	4/23/16	26	2.41	28.41
PV	2	Audie WYATT	SO	5.65m 18-6½	3/30/16	28	3.27	31.27
PV	2	Chase WOLFLE	SR	5.65m 18-6½	4/23/16	28	3.27	31.27
PV	28	Jacob WOOTEN	FR	5.26m 17-3	4/30/16	0.8	0.02	0.82
PV	32	Carl JOHANSSON	SO	5.25m 17-2½	4/23/16	0.6	0.00	0.60
LJ	14	Will WILLIAMS	SO	7.85mw 25-9¼ (2.6)	3/18/16	7	0.85	7.85
TJ	2	Latario COLLIE	SR	16.72mw 54-10¼ (3.7)	4/30/16	28	4.62	32.62
TJ	20	Lathone COLLIE	SR	15.91m 52-2½ (1.8)	4/30/16	3	0.49	3.49
TJ	32	Jeffrey PROTHRO	JR	15.70m 51-6¼ (1.4)	4/30/16	0.6	0.09	0.69
DISC	21	Jeff BARTLETT	JR	57.41m 188-4	3/24/16	2.5	0.21	2.71
JAV	1	Ioannis KYRIAZIS	SO	81.87m 268-7	3/30/16	30	4.78	34.78
JAV	21	Sam HARDIN	SO	72.37m 237-5	3/18/16	2.5	0.36	2.86
JAV	38	Lindon VICTOR	JR	68.48m 224-8	4/16/16	0.3	0.00	0.30
DEC	44	Daniel MARTIN	SR	7,154	3/30/16	0.15	0.00	0.15
Team Total								331.50

# 2



## Florida

### Southeastern Conference

## unch

Event	Scrd As	Athlete	Yr	Scored Mark	Date	Pl. Pts.	Bonus	TOTAL
Scored bests come from CURRENT season								
100m	17	Ryan CLARK	FR	10.26 (1.7)	3/31/16	4.5	0.40	4.90
100m	54	Jr, Michael TIMPSON	FR	10.37 (0.2)	4/22/16		0.04	0.04
200m	19	Ryan CLARK	FR	20.59 (2.0)	3/31/16	3.5	0.55	4.05
400m	2	Arman HALL	SR	45.17	4/22/16	28	2.32	30.32
400m	6	Kunle FASASI	FR	45.43	3/31/16	20	1.64	21.64
400m	10	Najee GLASS	SR	45.59	4/22/16	12	1.22	13.22
400m	47	Hugh GRAHAM, JR.	SR	46.57	4/22/16	0.075	0.01	0.09
800m	4	Andres ARROYO	JR	1:45.78	3/31/16	24	1.96	25.96
110H	26	Yanick HART	JR	13.82 (0.8)	4/22/16	0.9	0.30	1.20
400H	2	Eric FUTCH	JR	49.45	3/25/16	28	2.95	30.95
400H	7	TJ HOLMES	JR	50.46	4/30/16	18	1.13	19.13
4x100	4	Wright, Graham, Jr, Timpson, Jr, Clark		39.11	4/22/16	24	2.05	26.05
4x400	4	Graham, Jr, Hall, Fasasi, Glass		3:03.07	4/22/16	24	2.34	26.34
LJ	4	KeAndre BATES	SO	7.95mw 26-1 (2.1)	4/30/16	24	1.92	25.92
TJ	10	KeAndre BATES	SO	16.04m 52-7½ (1.5)	3/31/16	12	0.94	12.94
HT	3	Anders ERIKSSON	FR	71.14m 233-4	4/22/16	26	2.11	28.11
Team Total								270.86

"Scrd As", short for "Scored As", Standing used for place points portion of performance's score combining preseason data (when applied) to current season data

Numbers in BLACK are both the performance's actual NCAA rank AND "scored as" rank Numbers in RED indicate actual NCAA rank does not exist or is worse than "scored as" rank Numbers in BLUE indicate actual NCAA rank is better than "scored as" rank

USTFCCCA Non-Member Non-Member Schools Will NOT be ranked, beginning Week 2



# USTFCCCA NCAA Division I National Team Computer Rankings

as of 5/9/2016 8:46:15 AM

## 2016 Outdoor Track & Field, Week #6

Only those who score >0.01 pts are shown  
D denotes multiple-event rule in affect

MEN

3



LSU

Southeastern Conference

unch

Event	Scrd As	Athlete	Yr	Scored Mark	Date	Pl. Pts.	Bonus	TOTAL
Scored bests come from CURRENT season								
100m	5	Nethaneel MITCHELL-BLAKE	JR	10.09 (1.0)	4/16/16	22	1.76	23.76
100m	25	Tinashe MUTANGA	JR	10.29 (1.2)	4/9/16	0.95	0.30	1.25
200m	1	Nethaneel MITCHELL-BLAKE	JR	20.14w (3.6)	4/23/16	30	2.91	32.91
200m	10	Tremayne ACY	JR	20.50w (2.5)	4/23/16	12	0.95	12.95
200m	10	Tinashe MUTANGA	JR	20.50w (2.4)	4/16/16	12	0.95	12.95
200m	13	Jaron FLOURNOY	FR	20.53w (3.6)	4/23/16	8	0.79	8.79
200m	21	Renard HOWELL	JR	20.60w (2.5)	4/23/16	2.5	0.52	3.02
400m	2	Michael CHERRY	JR	45.17	4/23/16	28	2.32	30.32
400m	8	Fitzroy DUNKLEY	SR	45.52	4/23/16	16	1.40	17.40
400m	15	Cyril GRAYSON	SR	45.91	4/30/16	6	0.63	6.63
400m	28	Lamar BRUTON	JR	46.28	4/23/16	0.8	0.26	1.06
400m	43	Nethaneel MITCHELL-BLAKE	JR	46.55	3/25/16	0.175	0.03	0.21
800m	20	Blair HENDERSON	JR	1:47.30	4/30/16	3	0.55	3.55
110H	12	Jordan MOORE	JR	13.67 (0.9)	4/30/16	9	0.84	9.84
4x100	1	Flournoy, Howell, Acy, Mitchell-Blake		38.93	4/30/16	30	2.59	32.59
4x400	1	Bruton, Cherry, Grayson, Dunkley		3:00.38	4/23/16	30	3.92	33.92
HT	21	Johnnie JACKSON	JR	66.17m 217-1	3/30/16	2.5	0.33	2.83
HT	33	David COLLINS	SR	64.67m 212-2	4/16/16	0.55	0.00	0.55
HT	34	Patrick GEERS	SR	64.63m 212-0	3/25/16	0.5	0.00	0.50
Team Total							235.02	

4



Arkansas

Southeastern Conference

unch

Event	Scrd As	Athlete	Yr	Scored Mark	Date	Pl. Pts.	Bonus	TOTAL
Scored bests come from CURRENT season								
100m	10	Marqueze WASHINGTON	SR	10.19 (2.0)	4/22/16	12	0.85	12.85
100m	10	Jarrion LAWSON	SR	10.19 (2.0)	4/22/16	12	0.85	12.85
200m	9	Marqueze WASHINGTON	SR	20.49w (2.8)	4/22/16	14	1.01	15.01
200m	23	Josh WASHINGTON	JR	20.63w (2.8)	4/22/16	1.5	0.41	1.91
200m	39	Jarrion LAWSON	SR	20.76w (2.5)	4/30/16	0.275	0.14	0.41
800m	16	Carlton ORANGE	FR	1:46.96	4/22/16	5	0.79	5.79
800m	36	Ryan THOMAS	SR	1:48.26	4/16/16	0.4	0.06	0.46
1500m	9	Cale WALLACE	JR	3:40.67	4/22/16	14	0.94	14.94
1500m	13	Jack BRUCE	SO	3:41.67	4/14/16	8	0.58	8.58
1500m	67	Austen DALQUIST	FR	3:44.16	4/14/16		0.06	0.06
Steeple	13	Cale WALLACE	JR	8:44.09	5/1/16	D 8	0.79	2.79
Steeple	17	Frankline TONUI	JR	8:46.94	5/1/16	4.5	0.48	4.98
5000m	29	Alex GEORGE	FR	13:49.46	4/1/16	0.75	0.27	1.02
5000m	43	Jack BRUCE	SO	13:54.15	4/1/16	0.175	0.09	0.27
5000m	58	Gabe GONZALEZ	SR	13:56.03	5/1/16		0.02	0.02
10k	2	Andrew RONO	SO	28:36.20	5/1/16	28	1.94	29.94
10k	18	Gabe GONZALEZ	SR	29:01.62	4/1/16	4	0.56	4.56
110H	18	Kemar MOWATT	SO	13.75w (2.1)	4/22/16	4	0.48	4.48
110H	33	Davon ANDERSON	SO	13.88 (0.9)	4/30/16	0.55	0.15	0.70
400H	13	Kemar MOWATT	SO	50.66	3/30/16	8	0.88	8.88
400H	16	Larry DONALD	SO	50.90	3/30/16	5	0.57	5.57
4x100	8	Cotton, Mowatt, Lawson, Washington		39.38	4/30/16	16	1.25	17.25
4x400	13	Stephen, Igbokwe, Ejikuekwu, Janise		3:06.28	5/6/16	8	0.80	8.80
HJ	24	Ken LEGASSEY	JR	2.17m 7-1½	4/22/16	1	0.32	1.32
LJ	3	Jarrion LAWSON	SR	7.98m 26-2¼ (2.0)	4/22/16	26	2.31	28.31
LJ	25	Rubin OWENS	SO	7.74m 25-4¼ (0.4)	4/22/16	0.95	0.29	1.24
LJ	36	Andreas TRAJKOVSKI	JR	7.64m 25-¼ (1.6)	4/22/16	0.4	0.00	0.40
LJ	40	Kurt JENNER	JR	7.63m 25-½ (1.9)	4/22/16	0.25	0.00	0.25
TJ	39	Clive PULLEN	JR	15.64mw 51-3¼ (2.4)	4/22/16	0.275	0.00	0.28
DEC	21	Brad CULP	JR	7,438	3/25/16	2.5	0.28	2.78
DEC	28	Lane AUSTELL	SR	7,298	3/25/16	0.8	0.00	0.80
DEC	31	Derek JACOBUS	JR	7,281	3/25/16	0.65	0.00	0.65
Scored bests come from PRE-SEASON DATA								
10k	42	Frankline TONUI	JR	29:14.79	4/3/15	0.2	0.16	0.36
Team Total							198.48	

"Scrd As", short for "Scored As", Standing used for place points portion of performance's score combining preseason data (when applied) to current season data

Numbers in BLACK are both the performance's actual NCAA rank AND "scored as" rank Numbers in RED indicate actual NCAA rank does not exist or is worse than "scored as" rank Numbers in BLUE indicate actual NCAA rank is better than "scored as" rank

USTFCCCA Non-Member

Non-Member Schools Will NOT be ranked, beginning Week 2



# USTFCCCA NCAA Division I National Team Computer Rankings

as of 5/9/2016 8:46:15 AM

## 2016 Outdoor Track & Field, Week #6

Only those who score >0.01 pts are shown  
D denotes multiple-event rule in affect

### MEN

5



Texas

Big 12 Conference

▲ 1

Event	Scrd As	Athlete	Yr	Scored	Mark	Date	Pl.	Pts.	Bonus	TOTAL
Scored bests come from CURRENT season										
▶ 100m	4	Senoj-Jay GIVANS	JR	10.08w	(3.0)	3/30/16		24	1.86	25.86
▶ 100m	28	Aldrich BAILEY JR.	JR	10.31w	(3.0)	3/30/16		0.8	0.23	1.03
▶ 100m	34	Charles ANUMNU	JR	10.32w	(3.0)	3/30/16		0.5	0.20	0.70
▶ 200m	6	Aldrich BAILEY JR.	JR	20.44	(0.3)	4/16/16		20	1.27	21.27
▶ 200m	13	Senoj-Jay GIVANS	JR	20.53	(0.3)	4/16/16		8	0.79	8.79
▶ 200m	36	Charles ANUMNU	JR	20.72w	(2.5)	4/23/16		0.4	0.21	0.61
▶ 400m	13	Aldrich BAILEY JR.	JR	45.77		4/23/16	D	8	0.88	2.88
▶ 400m	21	Zack BILDERBACK	SR	46.05		4/23/16		2.5	0.45	2.95
▶ 400m	34	Carlton ANUMNU	JR	46.45		4/16/16		0.5	0.11	0.61
▶ 1500m	44	Alex ROGERS	FR	3:43.25c	4:01.11(1)	3/30/16		0.15	0.19	0.34
▶ Steeple	41	Nate MOORE	JR	8:54.10		5/1/16		0.225	0.00	0.22
▶ 400H	1	Byron ROBINSON	JR	49.10		4/23/16		30	3.65	33.65
▶ 4x100	6	Anumnu, Bailey Jr., Bilderback, Givans		39.18		3/30/16		20	1.84	21.84
▶ 4x400	2	Irvin, Robinson, Bailey Jr., Bilderback		3:02.18		3/30/16		28	2.86	30.86
▶ HJ	46	Spencer MCCLOUD	SO	2.14m	7-¼	3/30/16		0.1	0.00	0.10
▶ PV	15	Blake SCOTT	FR	5.36m	17-7	5/7/16		6	0.50	6.50
▶ PV	15	Parks MCNEIL	SO	5.36m	17-7	5/7/16		6	0.50	6.50
▶ PV	32	Barrett POTH	FR	5.25m	17-2½	3/17/16		0.6	0.00	0.60
▶ PV	32	Reese WATSON	SR	5.25m	17-2½	3/17/16		0.6	0.00	0.60
▶ PV	42	Nicholas MEADERS	FR	5.21m	17-1	5/7/16		0.2	0.00	0.20
▶ LJ	14	Basil FARES	SR	7.85mw	25-9½ (3.9)	5/7/16		7	0.85	7.85
▶ LJ	40	Steffin MCCARTER	FR	7.63m	25-½ (1.9)	4/23/16		0.25	0.00	0.25
▶ DEC	49	Reese THOMPSON	FR	7,136		3/30/16		0.025	0.00	0.03
Scored bests come from PRE-SEASON DATA										
▶ DEC	11	Wolf MAHLER	JR	7,650		6/13/15		10	0.81	10.81
Team Total										185.06

6



Georgia

Southeastern Conference

▼ 1

Event	Scrd As	Athlete	Yr	Scored	Mark	Date	Pl.	Pts.	Bonus	TOTAL
Scored bests come from CURRENT season										
▶ 200m	26	Maurice FREEMAN	JR	20.64w	(2.4)	3/31/16		0.9	0.38	1.28
▶ 200m	40	Raytez JENKINS	SO	20.77	(-1.0)	4/22/16		0.25	0.12	0.37
▶ 400m	13	Maurice FREEMAN	JR	45.77		3/25/16		8	0.88	8.88
▶ 800m	29	Christian HARRISON	SR	1:47.74		4/14/16		0.75	0.24	0.99
▶ 800m	47	Kisean SMITH	SR	1:48.61		3/31/16		0.075	0.00	0.08
▶ 110H	42	Devon WILLIAMS	JR	13.94	(1.6)	4/6/16		0.2	0.00	0.20
▶ 4x100	25	Okoye, Jenkins, Glover, Freeman		39.80		3/25/16		0.95	0.36	1.31
▶ 4x400	23	Evans, Jenkins, Calhoun, Freeman		3:07.44		3/31/16		1.5	0.36	1.86
▶ PV	32	Maicel UIBO	SR	5.25m	17-2½	4/6/16		0.6	0.00	0.60
▶ SP	7	Ashinia MILLER	SR	19.85m	65-1½	3/18/16		18	1.89	19.89
▶ SP	14	Denzel COMENENTIA	FR	19.13m	62-9½	4/22/16		7	0.63	7.63
▶ DISC	48	Denzel COMENENTIA	FR	55.63m	182-6	4/8/16		0.05	0.00	0.05
▶ HT	5	Alex POURSANIDIS	JR	70.08m	229-11	3/31/16		22	1.46	23.46
▶ HT	10	Denzel COMENENTIA	FR	69.42m	227-9	3/31/16		12	1.15	13.15
▶ DEC	3	Karl SALURI	SO	8,108		4/6/16		26	3.09	29.09
▶ DEC	5	Devon WILLIAMS	JR	7,928		4/6/16		22	2.01	24.01
Scored bests come from PRE-SEASON DATA										
▶ DEC	1	Maicel UIBO	SR	8,356		6/13/15		30	4.89	34.89
Team Total										167.74

"Scrd As", short for "Scored As", Standing used for place points portion of performance's score combining preseason data (when applied) to current season data

Numbers in BLACK are both the performance's actual NCAA rank AND "scored as" rank Numbers in RED indicate actual NCAA rank does not exist or is worse than "scored as" rank Numbers in BLUE indicate actual NCAA rank is better than "scored as" rank

USTFCCCA Non-Member

Non-Member Schools Will NOT be ranked, beginning Week 2



# USTFCCCA NCAA Division I National Team Computer Rankings

as of 5/9/2016 8:46:16 AM

## 2016 Outdoor Track & Field, Week #6

Only those who score >0.01 pts are shown  
D denotes multiple-event rule in affect

MEN

7



Oregon

Pac-12 Conference

unch

Event	Scrd As	Athlete	Yr	Scored Mark	Date	Pl. Pts.	Bonus	TOTAL
Scored bests come from CURRENT season								
100m	48	Devon ALLEN	SO	10.36 (0.7)	3/18/16	0.05	0.07	0.12
200m	31	Devon ALLEN	SO	20.68 (1.4)	4/15/16	0.65	0.28	0.93
1500m	7	Blake HANEY	SO	3:40.46	5/1/16	18	1.04	19.04
1500m	11	Sam PRAKEL	SO	3:40.84	5/1/16	10	0.86	10.86
1500m	32	Matthew MATON	FR	3:42.68	5/6/16	0.6	0.28	0.88
5000m	23	Jeremy ELKAIM	SR	13:47.40	4/1/16	1.5	0.35	1.85
10k	23	Matthew MELANCON	SR	29:05.34	4/1/16	1.5	0.42	1.92
110H	1	Devon ALLEN	SO	13.40 (1.8)	4/9/16	30	2.64	32.64
400H	30	Devon ALLEN	SO	51.32	4/15/16	0.7	0.25	0.95
4x100	19	Sourapas, Allen, White, Chambers		39.61	5/6/16	3.5	0.70	4.20
HJ	46	Ben MILLIGAN	FR	2.14m 7-½	4/28/16	0.1	0.00	0.10
PV	12	Cole WALSH	SO	5.41m 17-9	4/15/16	9	0.74	9.74
DISC	27	Drake BRENNAN	FR	56.88m 186-7	5/6/16	0.85	0.05	0.90
HT	13	Greg SKIPPER	SR	69.26m 227-2	5/6/16	8	1.08	9.08
JAV	6	Cody DANIELSON	JR	76.74m 251-9	3/18/16	20	1.76	21.76
DEC	25	Joe DELGADO	SO	7,402	4/15/16	0.95	0.19	1.14
Scored bests come from PRE-SEASON DATA								
5000m	1	Edward CHESEREK	JR	13:18.71	6/14/14	30	3.10	33.10
5000m	22	Jake LEINGANG	SO	13:46.64	5/2/15	2	0.38	2.38
5000m	36	Matthew MELANCON	SR	13:52.40	4/16/15	0.4	0.16	0.56
DEC	15	Mitch MODIN	JR	7,578	4/16/15	6	0.63	6.63
Team Total							158.78	

8



Texas Tech

Big 12 Conference

▲ 1

Event	Scrd As	Athlete	Yr	Scored Mark	Date	Pl. Pts.	Bonus	TOTAL
Scored bests come from CURRENT season								
400m	5	Kyle COLLINS	JR	45.33	4/23/16	22	1.90	23.90
400m	36	Joseph RICHARDS III	SR	46.46cA 46.35	5/6/16	0.4	0.11	0.51
800m	24	Charles JONES	SO	1:47.34	4/23/16	1	0.52	1.52
800m	30	Vincent CRISP	FR	1:47.96	4/23/16	0.7	0.16	0.86
Steeple	8	Benard KETER	JR	8:40.43	4/14/16	16	1.31	17.31
Steeple	43	Evans TUITOEK	SR	8:54.75	4/14/16	0.175	0.00	0.17
110H	10	Chris CALDWELL	SR	13.63cA 13.59 (1.5)	5/6/16	12	1.04	13.04
400H	12	JW SMITH	JR	50.60cA 50.49	3/24/16	9	0.95	9.95
4x100	13	Bethel, Hudson, McBride, Collins		39.50	4/23/16	8	0.92	8.92
4x400	7	Richards III, Collins, McBride, Crisp		3:05.18	4/23/16	18	1.21	19.21
HJ	1	Trey CULVER	SO	2.26m 7-5	3/30/16	30	3.11	33.11
HJ	7	Bradley ADKINS	SR	2.21m 7-3	5/6/16	18	1.21	19.21
PV	23	Brandon BRAY	FR	5.31m 17-5	3/30/16	1.5	0.26	1.76
LJ	16	Charles BROWN	FR	7.83m 25-8¼ (1.6)	3/24/16	5	0.68	5.68
TJ	31	Charles BROWN	FR	15.72m 51-7 (1.6)	4/27/16	0.65	0.13	0.78
Team Total							155.94	

"Scrd As", short for "Scored As", Standing used for place points portion of performance's score combining preseason data (when applied) to current season data

Numbers in BLACK are both the performance's actual NCAA rank AND "scored as" rank Numbers in RED indicate actual NCAA rank does not exist or is worse than "scored as" rank Numbers in BLUE indicate actual NCAA rank is better than "scored as" rank

USTFCCCA Non-Member

Non-Member Schools Will NOT be ranked, beginning Week 2



# USTFCCCA NCAA Division I National Team Computer Rankings

as of 5/9/2016 8:46:16 AM

## 2016 Outdoor Track & Field, Week #6

Only those who score >0.01 pts are shown  
D denotes multiple-event rule in affect

### MEN

9



Alabama

Southeastern Conference

▼ 1

Event	Scrd As	Athlete	Yr	Scored Mark	Date	Pl. Pts.	Bonus	TOTAL
Scored bests come from CURRENT season								
100m	19	Ahmed ALI	SR	10.27 (1.2)	4/9/16	3.5	0.36	3.86
100m	23	Tadashi PINDER	SR	10.28 (1.8)	3/31/16	1.5	0.33	1.83
200m	2	Ahmed ALI	SR	20.16 (2.0)	3/31/16	28	2.80	30.80
800m	21	Jacopo LAHBI	JR	1:47.31	4/22/16	2.5	0.55	3.05
1500m	76	Robbie FARNHAM-ROSE	JR	3:44.39	4/22/16		0.02	0.02
10k	49	Antibahs KOSGEI	JR	29:19.63	4/1/16	0.025	0.07	0.10
4x100	12	Green, Ali, Brown, Pinder		39.49	4/30/16	9	0.94	9.94
HJ	36	Justin FONDREN	SR	2.15m 7-½	4/22/16	0.4	0.02	0.42
PV	46	Will HERRSCHER	FR	5.20m 17-¾	3/17/16	0.1	0.00	0.10
TJ	4	Jeremiah GREEN	JR	16.17m 53-¾ (0.0)	4/22/16	24	1.54	25.54
SP	28	Kord FERGUSON	FR	18.68m 61-3¾	3/25/16	0.8	0.09	0.89
SP	29	Kyle FELPEL	JR	18.67m 61-3	4/22/16	0.75	0.08	0.83
DISC	7	Hayden REED	JR	60.83m 199-7	3/31/16	18	1.42	19.42
DISC	11	Joe WILLIAMS	JR	60.40m 198-2	3/31/16	10	1.17	11.17
DISC	12	Kord FERGUSON	FR	60.13m 197-3	3/31/16	9	1.02	10.02
DISC	19	Daniel HAUGH	FR	57.68m 189-3	4/30/16	3.5	0.29	3.79
HT	12	Elias HAKANSSON	JR	69.29m 227-4	4/9/16	9	1.09	10.09
HT	18	Daniel HAUGH	FR	66.84m 219-3	4/22/16	4	0.49	4.49
JAV	11	McLean LIPSCHUTZ	JR	74.37m 244-0	3/17/16	10	0.83	10.83
Team Total								147.18

10



Virginia Tech

Atlantic Coast Conference

unch

Event	Scrd As	Athlete	Yr	Scored Mark	Date	Pl. Pts.	Bonus	TOTAL
Scored bests come from CURRENT season								
1500m	35	Neil GOURLEY	JR	3:42.70	5/1/16	0.45	0.28	0.73
5000m	6	Thomas CURTIN	SR	13:33.88	5/1/16	20	1.30	21.30
PV	4	Torben LAIDIG	SO	5.60m 18-4¾	3/30/16	24	2.56	26.56
PV	8	Chris UHLE	SO	5.47m 17-11¾	5/5/16	16	1.29	17.29
PV	12	Deakin VOLZ	FR	5.41m 17-9	4/22/16	9	0.74	9.74
PV	23	Brad JOHNSON	JR	5.31m 17-5	3/30/16	1.5	0.26	1.76
DISC	5	Marek BARTA	SO	61.38m 201-4	4/22/16	22	1.73	23.73
DISC	40	Jordan ROACH	SR	56.02m 183-9	3/31/16	0.25	0.00	0.25
HT	8	Tomas KRZULIAK	SR	69.94m 229-5	4/22/16	16	1.39	17.39
Team Total								118.76

11



Virginia

Atlantic Coast Conference

unch

Event	Scrd As	Athlete	Yr	Scored Mark	Date	Pl. Pts.	Bonus	TOTAL
Scored bests come from CURRENT season								
1500m	2	Henry WYNNE	JR	3:38.05	4/22/16	28	2.14	30.14
5000m	27	Henry WYNNE	JR	13:49.35	4/8/16	0.85	0.27	1.12
TJ	32	Aaron WORRELL	SO	15.70m 51-6¾ (1.4)	4/22/16	0.6	0.09	0.69
SP	5	Filip MIHALJEVIC	JR	19.96m 65-6	4/22/16	22	2.15	24.15
SP	12	Oghenakpobo EFEKORO	FR	19.27m 63-2¾	4/22/16	9	0.80	9.80
DISC	4	Filip MIHALJEVIC	JR	62.07m 203-7	4/22/16	24	2.29	26.29
DISC	30	Jordan YOUNG	JR	56.55m 185-6	4/22/16	0.7	0.00	0.70
HT	6	Hilmar ORN JONSSON	FR	70.05m 229-10	3/31/16	20	1.45	21.45
Scored bests come from PRE-SEASON DATA								
10k	33	Adam VISOKAY	JR	29:11.13	4/17/15	0.55	0.23	0.78
DEC	40	Jack LINT	SO	7,179	5/14/15	0.25	0.00	0.25
Team Total								115.36

12



Syracuse

Atlantic Coast Conference

unch

Event	Scrd As	Athlete	Yr	Scored Mark	Date	Pl. Pts.	Bonus	TOTAL
Scored bests come from CURRENT season								
1500m	4	Justyn KNIGHT	SO	3:39.23	4/22/16	D 24	1.60	3.60
1500m	8	Adam PALAMAR	JR	3:40.49	4/22/16	16	1.02	17.02
1500m	57	Joel HUBBARD	SR	3:43.82	5/1/16		0.11	0.11
5000m	4	Justyn KNIGHT	SO	13:27.23	5/1/16	24	2.08	26.08
10k	9	Colin BENNIE	SO	28:52.72	5/1/16	14	1.00	15.00
10k	21	Philo GERMANO	SO	29:04.60	4/1/16	2.5	0.45	2.95
110H	5	Freddie CRITTENDON III	JR	13.48 (0.8)	4/22/16	22	2.00	24.00
4x100	35	Crittenden, Miller, Warden, Lee		40.13	4/8/16	0.45	0.04	0.49
Scored bests come from PRE-SEASON DATA								
5000m	41	Colin BENNIE	SO	13:53.93	4/3/15	0.225	0.10	0.33
10k	5	Dan LENNON	SR	28:46.21	4/3/15	22	1.37	23.37
Team Total								112.94

"Scrd As", short for "Scored As", Standing used for place points portion of performance's score combining preseason data (when applied) to current season data

Numbers in BLACK are both the performance's actual NCAA rank AND "scored as" rank Numbers in RED indicate actual NCAA rank does not exist or is worse than "scored as" rank Numbers in BLUE indicate actual NCAA rank is better than "scored as" rank

USTFCCCA Non-Member Non-Member Schools Will NOT be ranked, beginning Week 2



# USTFCCCA NCAA Division I National Team Computer Rankings

as of 5/9/2016 8:46:16 AM

## 2016 Outdoor Track & Field, Week #6

Only those who score >0.01 pts are shown  
D denotes multiple-event rule in affect

### MEN

# 13



## Mississippi State Southeastern Conference

unch

Event	Scrd As	Athlete	Yr	Scored Mark	Date	Pl. Pts.	Bonus	TOTAL
Scored bests come from CURRENT season								
100m	54	Rodrigo ROCHA	SR	10.37w (2.9)	3/31/16		0.04	0.04
200m	40	Rodrigo ROCHA	SR	20.77w (2.4)	3/31/16	0.25	0.12	0.37
400m	17	Alfred LARRY	SR	45.94	3/31/16	4.5	0.58	5.08
800m	1	Brandon MCBRIDE	SR	1:44.63	4/30/16	30	3.22	33.22
1500m	17	Brandon MCBRIDE	SR	3:41.92	3/31/16	D 4.5	0.51	2.51
110H	46	Ro'Derick SPEARS	JR	13.99w (2.3)	3/31/16	0.1	0.00	0.10
400H	27	Vince CASTILLO	FR	51.24	4/30/16	0.85	0.30	1.15
400H	45	Rasheed TATHAM	FR	51.69	4/30/16	0.125	0.02	0.14
4x100	18	Crawford, Rocha, Taylor, Smith		39.60	3/25/16	4	0.72	4.72
4x400	6	Castillo, Waters, Larry, Tatham		3:04.99	3/31/16	20	1.28	21.28
HJ	28	Seth PEACE	SR	2.16m 7-1	4/9/16	0.8	0.17	0.97
JAV	2	Curtis THOMPSON	SO	81.03m 265-10	3/25/16	28	4.22	32.22
Scored bests come from PRE-SEASON DATA								
DEC	19	Zach TAYLOR	JR	7,466	5/14/15	3.5	0.35	3.85
Team Total								105.66

# 14



## Minnesota Big Ten Conference

unch

Event	Scrd As	Athlete	Yr	Scored Mark	Date	Pl. Pts.	Bonus	TOTAL
Scored bests come from CURRENT season								
800m	12	Goaner DENG	SR	1:46.81	4/8/16	9	0.90	9.90
800m	37	Mitch HECHSEL	JR	1:48.30	4/8/16	0.35	0.04	0.39
Steeple	27	Aaron BARTNIK	SR	8:50.37	4/22/16	0.85	0.24	1.09
4x100	39	Charles, Neumann, Godi, Yedoni		40.22	4/22/16	0.275	0.00	0.28
4x400	25	Wellenstein, Roese, Deng, Neumann		3:07.54	4/1/16	0.95	0.34	1.29
HJ	11	Ryan LOCKARD	SO	2.20m 7-2½	4/22/16	10	0.92	10.92
LJ	7	Luca WIELAND	JR	7.91m 25-11½ (0.8)	4/22/16	18	1.41	19.41
SP	16	Luke JOHNSON	SR	19.03m 62-5¼	4/22/16	5	0.51	5.51
DISC	15	Sam ELSNER	JR	58.96m 193-5	4/14/16	6	0.66	6.66
HT	2	Sean DONNELLY	SR	74.35m 243-11	3/18/16	28	4.31	32.31
HT	43	Gian FERRETTI	JR	63.96m 209-10	3/18/16	0.175	0.00	0.17
Scored bests come from PRE-SEASON DATA								
DEC	13	Luca WIELAND	JR	7,635	5/15/15	8	0.78	8.78
Team Total								96.72

"Scrd As", short for "Scored As", Standing used for place points portion of performance's score combining preseason data (when applied) to current season data

Numbers in BLACK are both the performance's actual NCAA rank AND "scored as" rank Numbers in RED indicate actual NCAA rank does not exist or is worse than "scored as" rank Numbers in BLUE indicate actual NCAA rank is better than "scored as" rank

USTFCCCA Non-Member

Non-Member Schools Will NOT be ranked, beginning Week 2





# USTFCCCA NCAA Division I National Team Computer Rankings

as of 5/9/2016 8:46:16 AM

## 2016 Outdoor Track & Field, Week #6

Only those who score >0.01 pts are shown  
D denotes multiple-event rule in affect

### MEN

# 15



## Penn State

### Big Ten Conference

## unch

Event	Scrd As	Athlete	Yr	Scored Mark	Date	Pl. Pts.	Bonus	TOTAL	
Scored bests come from CURRENT season									
▶ 800m	5	Isaiah HARRIS	FR	1:46.05	3/31/16	22	1.66	23.66	
▶ 800m	7	Brannon KIDDER	SR	1:46.42	3/31/16	D 18	1.26	3.26	
▶ 800m	41	Jordan MAKINS	SO	1:48.54	4/22/16	0.225	0.00	0.22	
▶ 1500m	5	Brannon KIDDER	SR	3:40.11	4/22/16	22	1.20	23.20	
▶ 1500m	23	Robby CREESE	SR	3:42.29	4/9/16	1.5	0.40	1.90	
▶ 4x100	29	Smith, Chisena, Moffett, Porter		39.92	3/25/16	0.75	0.24	0.99	
▶ 4x400	39	Chisena, Shisler, Reiser, Harris		3:08.86	4/9/16	0.275	0.10	0.37	
▶ HJ	46	Chisom IFEDI	FR	2.14m	7-¼	4/9/16	0.1	0.00	0.10
▶ TJ	3	Brian LEAP	SR	16.27m	53-4½ (2.0)	4/16/16	26	2.10	28.10
▶ SP	31	Jon YOHMAN	SO	18.55m	60-10½	4/28/16	0.65	0.00	0.65
▶ DISC	33	David LUCAS	FR	56.48m	185-3	4/23/16	0.55	0.00	0.55
▶ JAV	31	Ryan KERR	JR	69.72m	228-9	4/28/16	0.65	0.00	0.65
Scored bests come from PRE-SEASON DATA									
▶ DEC	10	Robert CARDINA	RS15	7,666	6/13/14	12	0.85	12.85	
Team Total								96.52	

# 16



## UCLA

### Pac-12 Conference

## ▲ 1

Event	Scrd As	Athlete	Yr	Scored Mark	Date	Pl. Pts.	Bonus	TOTAL	
Scored bests come from CURRENT season									
▶ 800m	11	Nick HARTLE	SR	1:46.73	4/16/16	10	0.96	10.96	
▶ 1500m	56	Ferdinand EDMAN	SR	3:43.80	4/14/16		0.11	0.11	
▶ 110H	39	Misana VILTZ	SO	13.92	(0.8)	5/1/16	0.275	0.05	0.32
▶ HJ	20	Michael BURKE	FR	2.18m	7-1¼	5/1/16	3	0.46	3.46
▶ LJ	43	Austin HAZEL	JR	7.62m	25-0 (1.7)	3/22/16	0.175	0.00	0.17
▶ TJ	47	Idrees BERNARD	SO	15.51mw	50-10½ (3.4)	3/22/16	0.075	0.00	0.08
▶ SP	1	Nicholas SCARVELIS	SR	20.61m	67-7½	4/22/16	30	4.33	34.33
▶ SP	3	Braheme DAYS	SO	20.21m	66-3½	4/22/16	26	2.95	28.95
▶ SP	23	Dotun OGUNDEJI	FR	18.80m	61-8½	3/22/16	1.5	0.24	1.74
▶ DISC	16	Nicholas SCARVELIS	SR	58.79m	192-10	4/2/16	5	0.61	5.61
▶ DEC	30	Zack BORNSTEIN	SO	7,289	5/7/16	0.7	0.00	0.70	
Scored bests come from PRE-SEASON DATA									
▶ DEC	17	Steele WASIK	SO	7,521	4/15/15	4.5	0.49	4.99	
Team Total								91.42	

# 17



## Stanford

### Pac-12 Conference

## ▼ 1

Event	Scrd As	Athlete	Yr	Scored Mark	Date	Pl. Pts.	Bonus	TOTAL	
Scored bests come from CURRENT season									
▶ 1500m	19	Sean MCGORTY	SO	3:42.11	4/9/16	D 3.5	0.45	2.45	
▶ 1500m	32	Thomas COYLE	SO	3:42.68	4/9/16	0.6	0.28	0.88	
▶ 1500m	37	Grant FISHER	FR	3:42.85	4/22/16	0.35	0.25	0.60	
▶ 1500m	47	Justin BRINKLEY	SR	3:43.44	4/22/16	0.075	0.16	0.24	
▶ Steeple	45	Steven FAHY	FR	8:55.06	5/1/16	0.125	0.00	0.13	
▶ 5000m	2	Sean MCGORTY	SO	13:24.25	5/1/16	28	2.43	30.43	
▶ 5000m	13	Grant FISHER	FR	13:39.42	5/1/16	8	0.87	8.87	
▶ 5000m	38	Collin LEIBOLD	SR	13:53.15	5/1/16	0.3	0.13	0.43	
▶ 110H	33	Harrison WILLIAMS	SO	13.88	(1.5)	5/1/16	0.55	0.15	0.70
▶ 400H	34	Jackson SHUMWAY	SR	51.39	4/23/16	0.5	0.20	0.70	
▶ 4x400	8	Williams, Kurtz, Brandt-Sims, Shumway		3:05.59	4/23/16	16	1.05	17.05	
▶ HJ	16	Dartis WILLIS	SR	2.19m	7-2½	4/9/16	5	0.64	5.64
▶ PV	32	Dylan DUVIO	JR	5.25m	17-2½	4/23/16	0.6	0.00	0.60
▶ DEC	7	Harrison WILLIAMS	SO	7,842	3/30/16	18	1.59	19.59	
Scored bests come from PRE-SEASON DATA									
▶ 5000m	21	Jack KEELAN	SO	13:45.82	5/2/15	2.5	0.41	2.91	
▶ 5000m	46	Garrett SWEATT	JR	13:54.40	5/2/15	0.1	0.08	0.18	
Team Total								91.40	

# 18



## Northern Arizona

### Big Sky Conference

## unch

Event	Scrd As	Athlete	Yr	Scored Mark		Date	Pl. Pts.	Bonus	TOTAL
Scored bests come from CURRENT season									
▶ 100m	54	Isiah KENNEDY	JR	10.37w	(3.2)	4/30/16		0.04	0.04
▶ 200m	46	James FISHER	JR	20.82	(2.0)	4/9/16	0.1	0.03	0.13
▶ Steeple	3	Caleb HOOVER	SR	8:34.23		5/1/16	26	2.58	28.58
▶ 5000m	12	Futsum ZIENASELLASSIE	JR	13:37.89		4/14/16	9	0.99	9.99
▶ 10k	1	Futsum ZIENASELLASSIE	JR	27:52.70		5/1/16	30	4.48	34.48
▶ 10k	26	Tyler DAY	FR	29:06.85		4/1/16	0.9	0.37	1.27
▶ 10k	35	Cory GLINES	SO	29:11.99		4/1/16	0.45	0.21	0.66
▶ 10k	47	Matthew BAXTER	JR	29:19.45		4/14/16	0.075	0.08	0.15
▶ HT	11	Adam KEENAN	JR	69.32m	227-5	3/19/16	10	1.11	11.11
Scored bests come from PRE-SEASON DATA									
▶ 5000m	55	Nathan WEITZ	SR	13:55.49		4/3/15		0.04	0.04
Team Total									86.46

"Scrd As", short for "Scored As", Standing used for place points portion of performance's score combining preseason data (when applied) to current season data

Numbers in BLACK are both the performance's actual NCAA rank AND "scored as" rank Numbers in RED indicate actual NCAA rank does not exist or is worse than "scored as" rank Numbers in BLUE indicate actual NCAA rank is better than "scored as" rank

USTFCCCA Non-Member Non-Member Schools Will NOT be ranked, beginning Week 2



# USTFCCCA NCAA Division I National Team Computer Rankings

as of 5/9/2016 8:46:17 AM

## 2016 Outdoor Track & Field, Week #6

Only those who score >0.01 pts are shown  
D denotes multiple-event rule in affect

### MEN

# 19



## Houston

### American Athletic Conference

# ▲ 3

Event	Scrd As	Athlete	Yr	Scored	Mark	Date	Pl. Pts.	Bonus	TOTAL
Scored bests come from CURRENT season									
▶ 100m	8	Cameron BURRELL	SO	10.16	(1.9)	5/6/16	16	1.08	17.08
▶ 100m	14	Leshon COLLINS	SR	10.21w	(3.0)	3/30/16	7	0.72	7.72
▶ 100m	37	Mario BURKE	FR	10.33w	(2.7)	4/14/16	0.35	0.17	0.52
▶ 200m	40	Leshon COLLINS	SR	20.77	(-0.3)	4/9/16	0.25	0.12	0.37
▶ 200m	44	Cameron BURRELL	SO	20.79	(1.7)	4/23/16	0.15	0.08	0.23
▶ 200m	49	Jacarias MARTIN	FR	20.84w	(2.2)	4/14/16	0.025	0.00	0.03
▶ 800m	28	Brian BELL	FR	1:47.58		4/14/16	0.8	0.35	1.15
▶ 5000m	37	Brian BARRAZA	JR	13:52.52		4/28/16	0.35	0.15	0.50
▶ 10k	20	Brian BARRAZA	JR	29:04.11		4/1/16	3	0.47	3.47
▶ 110H	4	Isaac WILLIAMS	SR	13.43	(1.9)	4/14/16	24	2.40	26.40
▶ 110H	22	Marcus MCWILLIAMS	FR	13.78w	(2.7)	3/30/16	2	0.40	2.40
▶ 110H	33	Amere LATTIN	FR	13.88w	(2.7)	3/30/16	0.55	0.15	0.70
▶ 4x100	5	Collins, Burke, Martin, Burrell		39.14		4/9/16	22	1.96	23.96
▶ 4x400	49	Lattin, Bell, Murphy, Jefferson		3:09.96		3/24/16	0.025	0.00	0.03
▶ LJ	48	Cameron BURRELL	SO	7.58m	24-10½ (0.0)	3/24/16	0.05	0.00	0.05
▶ SP	44	Felipe VALENCIA	SO	18.28m	59-11½	4/23/16	0.15	0.00	0.15
Team Total									84.76

# 20



## BYU

### Independent (DI)

# ▲ 13

Event	Scrd As	Athlete	Yr	Scored	Mark	Date	Pl. Pts.	Bonus	TOTAL
Scored bests come from CURRENT season									
▶ 100m	54	Tatenda TSUMBA	JR	10.37cA	10.34 (2.0)	4/21/16		0.04	0.04
▶ 400m	16	Jesse WHITE	SR	45.92		4/8/16	5	0.62	5.62
▶ 800m	2	Shaquille WALKER	JR	1:44.99		4/8/16	28	2.82	30.82
▶ 800m	49	Marcus DICKSON	SO	1:48.69		4/8/16	0.025	0.00	0.03
▶ 1500m	72	Chase HORROCKS	JR	3:44.25cA	4:07.04(1)	4/21/16		0.04	0.04
▶ Steeple	6	Aaron FLETCHER	SR	8:39.10		5/7/16	20	1.53	21.53
▶ Steeple	26	Mitchell BRIGGS	JR	8:49.93		4/1/16	0.9	0.27	1.17
▶ 5000m	40	Connor MCMILLAN	SO	13:53.53		4/14/16	0.25	0.12	0.37
▶ 5000m	56	Aaron FLETCHER	SR	13:55.64		4/14/16		0.04	0.04
▶ 10k	53	Spencer HANSON	SO	29:22.04		4/1/16		0.03	0.03
▶ 400H	34	Mark CARLSON	SR	51.39cA	51.28	4/21/16	0.5	0.20	0.70
▶ 400H	48	Max SCHEIBLE	SO	51.77		5/7/16	0.05	0.00	0.05
▶ 4x100	34	Lord, Tingey, Tumba, Abbott		40.12		5/7/16	0.5	0.05	0.55
▶ 4x400	28	Scheible, White, Carlson, Walker		3:08.00cA	3:07.56	4/21/16	0.8	0.26	1.06
▶ HJ	7	Zachary BLACKHAM	SR	2.21m	7-3	4/21/16	18	1.21	19.21
▶ DEC	24	Jackson WALKER	JR	7,403		4/21/16	1	0.19	1.19
Scored bests come from PRE-SEASON DATA									
▶ 10k	38	Connor MCMILLAN	SO	29:13.87		4/3/15	0.3	0.18	0.48
Team Total									82.92

"Scrd As", short for "Scored As", Standing used for place points portion of performance's score combining preseason data (when applied) to current season data

Numbers in BLACK are both the performance's actual NCAA rank AND "scored as" rank Numbers in RED indicate actual NCAA rank does not exist or is worse than "scored as" rank Numbers in BLUE indicate actual NCAA rank is better than "scored as" rank

USTFCCCA Non-Member

Non-Member Schools Will NOT be ranked, beginning Week 2





# USTFCCCA NCAA Division I National Team Computer Rankings

as of 5/9/2016 8:46:17 AM

## 2016 Outdoor Track & Field, Week #6

Only those who score >0.01 pts are shown  
D denotes multiple-event rule in affect

### MEN

# 21



## North Carolina A&T

### Mid-Eastern Athletic Conference

# 71

Event	Scrd As	Athlete	Yr	Scored Mark	Date	Pl. Pts.	Bonus	TOTAL
Scored bests come from CURRENT season								
100m	3	Christopher BELCHER	JR	10.07 (1.9)	5/5/16	26	1.96	27.96
100m	19	Maurice EADDY	JR	10.27 (0.0)	4/30/16	3.5	0.36	3.86
100m	28	Rodney ROWE	FR	10.31w (2.3)	5/5/16	0.8	0.23	1.03
200m	4	Christopher BELCHER	JR	20.39 (1.2)	5/5/16	24	1.54	25.54
400m	25	Dajuan HARDING	SO	46.14	5/5/16	0.95	0.38	1.33
110H	12	Michael DICKSON	FR	13.67 (0.9)	4/22/16	9	0.84	9.84
4x100	17	Eaddy, Belcher, Gabriel, Rowe		39.58	5/5/16	4.5	0.76	5.26
4x400	26	Hamilton, Claggett, Aiken, Harding		3:07.67	5/5/16	0.9	0.32	1.22
LJ	19	Frank QUARLES	JR	7.80m 25-7 1/2 (1.5)	5/5/16	3.5	0.55	4.05
Team Total						80.09		

# 22



## South Carolina

### Southeastern Conference

# 3

Event	Scrd As	Athlete	Yr	Scored Mark	Date	Pl. Pts.	Bonus	TOTAL
Scored bests come from CURRENT season								
100m	25	Ncincillili TITI	SO	10.29 (1.2)	4/8/16	0.95	0.30	1.25
100m	43	Jr, David WINTERS	JR	10.34 (1.7)	3/31/16	0.175	0.14	0.31
200m	31	Ncincillili TITI	SO	20.68 (2.0)	3/31/16	0.65	0.28	0.93
110H	7	Isaiah MOORE	SO	13.54w (2.3)	3/31/16	18	1.53	19.53
110H	16	Dondre ECHOLS	SR	13.73 (0.3)	4/28/16	5	0.53	5.53
110H	43	Jermaine COLLIER	SR	13.96w (2.3)	3/31/16	0.175	0.00	0.17
400H	4	Jussi KANERVO	JR	50.10	4/15/16	24	1.68	25.68
4x100	15	Winters, Jr, Echols, Lewis, Titi		39.54	4/28/16	6	0.84	6.84
4x400	38	Echols, Kanervo, Chiles, Collier		3:08.84	3/31/16	0.3	0.10	0.40
TJ	14	Michael WAMER	JR	16.00m 52-6 (0.5)	4/8/16	7	0.79	7.79
SP	20	Josh AWOTUNDE	SO	18.89m 61-11 1/2	3/17/16	3	0.34	3.34
DISC	37	Josh AWOTUNDE	SO	56.25m 184-6	3/17/16	0.35	0.00	0.35
HT	24	Clarence GALLOP	JR	65.45m 214-8	3/31/16	1	0.16	1.16
JAV	32	Kaleb ZUIDEMA	JR	69.58m 228-3	3/17/16	0.6	0.00	0.60
Scored bests come from PRE-SEASON DATA								
DEC	16	Markus LEEMET	JR	7,549	6/13/15	5	0.56	5.56
Team Total						79.44		

# 23



## Kansas

### Big 12 Conference

# 8

Event	Scrd As	Athlete	Yr	Scored Mark	Date	Pl. Pts.	Bonus	TOTAL
Scored bests come from CURRENT season								
400m	27	Strymar LIVINGSTON	JR	46.17	4/20/16	0.85	0.35	1.20
10k	15	Evan LANDES	SR	28:58.43	4/1/16	6	0.68	6.68
4x100	44	Hartley, Wilson, Wilson, Henry		40.26	4/20/16	0.15	0.00	0.15
4x400	15	Henry, Matthews, Livingston, Wilson		3:06.48	3/30/16	6	0.72	6.72
PV	7	Nick MEYER	JR	5.50m 18- 1/2	5/7/16	18	1.58	19.58
PV	15	Jake ALBRIGHT	JR	5.36m 17-7	4/20/16	6	0.50	6.50
PV	28	Greg LUPTON	SR	5.26m 17-3	4/20/16	0.8	0.02	0.82
PV	28	Hussain ALHIZAM	FR	5.26m 17-3	4/20/16	0.8	0.02	0.82
PV	46	Paulo BENAVIDES	FR	5.20m 17- 3/4	4/8/16	0.1	0.00	0.10
PV	46	Nick MAESTRETTI	SO	5.20m 17- 3/4	4/8/16	0.1	0.00	0.10
SP	43	Nicolai CEBAN	SO	18.30m 60- 1/2	4/8/16	0.175	0.00	0.17
DISC	2	Mitchell COOPER	JR	62.56m 205-3	4/20/16	28	2.70	30.70
DISC	17	Nicolai CEBAN	SO	58.17m 190-10	4/30/16	4.5	0.43	4.93
Team Total						78.47		

# 24



## TCU

### Big 12 Conference

# 4

Event	Scrd As	Athlete	Yr	Scored Mark	Date	Pl. Pts.	Bonus	TOTAL
Scored bests come from CURRENT season								
100m	1	Ronnie BAKER	SR	9.95w (2.7)	3/17/16	30	3.15	33.15
200m	26	Ronnie BAKER	SR	20.64 (0.2)	4/22/16	0.9	0.38	1.28
200m	31	Sam WATTS	SR	20.68 (-0.2)	4/22/16	0.65	0.28	0.93
400m	48	Joshua WASHINGTON	SR	46.58	4/9/16	0.05	0.00	0.05
4x100	3	Bozmans, Watts, Flowers, Baker		39.08	3/30/16	26	2.14	28.14
4x400	12	Washington, Watts, Bozmans, McClanahan		3:06.22	3/30/16	9	0.82	9.82
LJ	24	Scotty NEWTON	SO	7.75m 25-5 1/2 (1.6)	4/9/16	1	0.34	1.34
TJ	21	Scotty NEWTON	SO	15.85mw 52-0 (2.3)	4/9/16	2.5	0.37	2.87
DISC	34	Adam DAMADZIC	JR	56.44m 185-2	4/9/16	0.5	0.00	0.50
HT	37	Fellam MCGUIGAN	FR	64.47m 211-6	4/9/16	0.35	0.00	0.35
Team Total						78.43		

"Scrd As", short for "Scored As", Standing used for place points portion of performance's score combining preseason data (when applied) to current season data

Numbers in BLACK are both the performance's actual NCAA rank AND "scored as" rank Numbers in RED indicate actual NCAA rank does not exist or is worse than "scored as" rank Numbers in BLUE indicate actual NCAA rank is better than "scored as" rank

USTFCCCA Non-Member Non-Member Schools Will NOT be ranked, beginning Week 2



# USTFCCCA NCAA Division I National Team Computer Rankings

as of 5/9/2016 8:46:17 AM

## 2016 Outdoor Track & Field, Week #6

Only those who score >0.01 pts are shown  
D denotes multiple-event rule in affect

### MEN

# 25



## Middle Tennessee

### Conference USA

# ▼ 4

Event	Scrd As	Athlete	Yr	Scored Mark	Date	Pl. Pts.	Bonus	TOTAL	
Scored bests come from CURRENT season									
▶ 800m	3	Eliud RUTTO	JR	1:45.59	4/14/16	26	2.16	28.16	
▶ 800m	31	Sampson LAARI	JR	1:48.01	4/8/16	0.65	0.14	0.79	
▶ 1500m	49	Eliud RUTTO	JR	3:43.48	4/22/16	0.025	0.16	0.18	
▶ 1500m	51	Sampson LAARI	JR	3:43.58	4/22/16		0.14	0.14	
▶ HJ	20	Jacob PATTEN	FR	2.18m	7-1¼	4/1/16	3	0.46	3.46
▶ TJ	37	Phillip SMITH	JR	15.66m	51-4½ (1.2)	4/1/16	0.35	0.02	0.37
▶ JAV	4	John AMPOMAH	SR	77.81m	255-3	4/28/16	24	2.25	26.25
▶ DEC	8	Atsu NYAMADI	SR	7,800	4/6/16	16	1.38	17.38	
Team Total								76.74	

# 27



## Clemson

### Atlantic Coast Conference

# ▼ 2

Event	Scrd As	Athlete	Yr	Scored Mark	Date	Pl. Pts.	Bonus	TOTAL
Scored bests come from CURRENT season								
100m	2	Tevin HESTER	SR	9.99w (3.0)	3/30/16	28	2.75	30.75
200m	3	Tevin HESTER	SR	20.34w (3.6)	4/23/16	26	1.81	27.81
400m	24	Jeffrey GREEN	SO	46.12	3/25/16	1	0.39	1.39
800m	34	John LEWIS	FR	1:48.19	4/8/16	0.5	0.08	0.58
5000m	48	James DWYER	SR	13:54.57	4/14/16	0.05	0.08	0.13
110H	32	Justin JOHNSON	SR	13.87 (1.9)	4/23/16	0.6	0.17	0.77
400H	29	Deron GORDON	SO	51.31	3/25/16	0.75	0.25	1.00
4x400	11	Lamb, Cheeks, Bellafonte, Green		3:06.18	3/25/16	10	0.83	10.83
Team Total								73.28

# 26



## Purdue

### Big Ten Conference

# ▲ 6

Event	Scrd As	Athlete	Yr	Scored Mark		Date	Pl. Pts.	Bonus	TOTAL
Scored bests come from CURRENT season									
▶ 400m	41	Nicholas PARKS	SR	46.53		4/15/16	0.225	0.05	0.27
▶ 400H	22	Obokhare IKPEFAN	JR	51.07		4/23/16	2	0.40	2.40
▶ 4x100	39	McGee, Dotson, Pennerman, Parks		40.22		4/23/16	0.275	0.00	0.28
▶ 4x400	27	Parks, Webb, Frederick, Ikpefan		3:07.95		4/27/16	0.85	0.27	1.12
▶ LJ	45	Matthew GARRISON	SO	7.60mw	24-11¼ (2.5)	5/6/16	0.125	0.00	0.13
▶ TJ	11	Anaquan PETERSON	JR	16.01m	52-6½ (0.0)	4/27/16	10	0.83	10.83
▶ SP	2	Chuk ENEKWECHI	SR	20.37m	66-10	4/23/16	28	3.50	31.50
▶ HT	7	Chuk ENEKWECHI	SR	70.04m	229-9	5/6/16	18	1.44	19.44
Scored bests come from PRE-SEASON DATA									
▶ 10k	12	Matt MCCLINTOCK	SR	28:54.77		4/16/15	9	0.89	9.89
Team Total									75.85

# 28



## Mississippi

### Southeastern Conference

# ▼ 1

Event	Scrd As	Athlete	Yr	Scored Mark	Date	Pl. Pts.	Bonus	TOTAL	
Scored bests come from CURRENT season									
▶ 800m	17	Craig ENGELS	JR	1:47.06	5/1/16	D	4.5	0.72	2.72
▶ 800m	43	Holland SHERRER	SR	1:48.55	4/22/16		0.175	0.00	0.17
▶ 1500m	3	Craig ENGELS	JR	3:38.82	3/31/16		26	1.79	27.79
▶ 1500m	12	Robert DOMANIC	JR	3:40.95	4/22/16		9	0.81	9.81
▶ 1500m	14	Trevor GILLEY	JR	3:41.77	3/31/16		7	0.55	7.55
▶ 1500m	20	Sean TOBIN	JR	3:42.14	4/22/16		3	0.44	3.44
▶ Steeple	30	MJ ERB	JR	8:51.49	4/22/16		0.7	0.16	0.86
▶ 5000m	28	Ryan WALLING	SR	13:49.44	5/1/16		0.8	0.27	1.07
▶ 5000m	49	Robert DOMANIC	JR	13:54.64	5/1/16		0.025	0.07	0.10
▶ 10k	36	Wes GALLAGHER	JR	29:13.67	4/1/16		0.4	0.18	0.58
▶ HJ	46	Branden GREENE	SR	2.14m	7-¼	4/29/16	0.1	0.00	0.10
▶ HT	9	Dempsey MCGUIGAN	SO	69.90m	229-4	4/29/16	14	1.38	15.38
▶ HT	25	Nathan LOE	SR	65.41m	214-7	3/31/16	0.95	0.15	1.10
Team Total								70.68	

"Scrd As", short for "Scored As", Standing used for place points portion of performance's score combining preseason data (when applied) to current season data

Numbers in BLACK are both the performance's actual NCAA rank AND "scored as" rank Numbers in RED indicate actual NCAA rank does not exist or is worse than "scored as" rank Numbers in BLUE indicate actual NCAA rank is better than "scored as" rank

USTFCCCA Non-Member

Non-Member Schools Will NOT be ranked, beginning Week 2



# USTFCCCA NCAA Division I National Team Computer Rankings

as of 5/9/2016 8:46:17 AM

## 2016 Outdoor Track & Field, Week #6

Only those who score >0.01 pts are shown  
D denotes multiple-event rule in affect

### MEN

# 29



## Florida State

### Atlantic Coast Conference

# 1

Event	Scrd As	Athlete	Yr	Scored Mark	Date	Pl. Pts.	Bonus	TOTAL
Scored bests come from CURRENT season								
100m	34	Darryl HARAWAY	FR	10.32 (1.2)	5/4/16	0.5	0.20	0.70
100m	44	Edward CLARKE	SO	10.35 (1.2)	5/4/16	0.15	0.11	0.26
200m	49	Jamal PITTS	JR	20.84 (0.8)	4/15/16	0.025	0.00	0.03
800m	32	Otniel TEIXEIRA	SR	1:48.03	3/31/16	0.6	0.14	0.74
800m	43	Jake BURTON	JR	1:48.55	4/15/16	0.175	0.00	0.17
Steeple	2	Zak SEDDON	SR	8:33.09	4/1/16	28	2.83	30.83
4x100	9	Robinson, Haraway, Clarke, Moona		39.41	3/25/16	14	1.16	15.16
LJ	6	Stefan BRITS	SR	7.94m 26-¾ (-2.0)	4/9/16	20	1.79	21.79
TJ	44	Armani WALLACE	FR	15.54m 51-0 (-0.3)	4/9/16	0.15	0.00	0.15
DISC	32	Emmanuel ONYIA	JR	56.52m 185-5	5/4/16	0.6	0.00	0.60
Team Total								70.43

# 30



## Penn

### Ivy League

# 1

Event	Scrd As	Athlete	Yr	Scored Mark	Date	Pl. Pts.	Bonus	TOTAL
Scored bests come from CURRENT season								
1500m	52	Chris HATLER	JR	3:43.64	4/16/16		0.13	0.13
1500m	63	Thomas AWAD	SR	3:44.03	4/22/16		0.08	0.08
Steeple	14	Nick TUCK	JR	8:44.88	4/1/16	7	0.68	7.68
Steeple	25	Brendan SMITH	SR	8:49.28	5/7/16	0.95	0.32	1.27
HJ	36	Michael MONROE	SO	2.15m 7-½	3/31/16	0.4	0.02	0.42
DISC	1	Sam MATTIS	SR	67.45m 221-3	3/19/16	30	6.83	36.83
DISC	36	Noah KENNEDY-WHITE	JR	56.32m 184-9	3/19/16	0.4	0.00	0.40
Scored bests come from PRE-SEASON DATA								
5000m	5	Thomas AWAD	SR	13:33.29	4/3/15	22	1.37	23.37
Team Total								70.18

# 31



## Southern California

### Pac-12 Conference

# 8

Event	Scrd As	Athlete	Yr	Scored Mark	Date	Pl. Pts.	Bonus	TOTAL
Scored bests come from CURRENT season								
100m	44	Adoree JACKSON	SO	10.35w (3.6)	4/14/16	0.15	0.11	0.26
400m	9	Ricky MORGAN JR	SO	45.54	3/25/16	14	1.35	15.35
800m	27	Robert FORD	SO	1:47.57	4/14/16	0.85	0.36	1.21
4x100	28	Davis, Morgan Jr, Jones II, Jackson		39.89	5/1/16	0.8	0.27	1.07
HJ	4	Randall CUNNINGHAM	SO	2.23m 7-3¼	3/25/16	24	1.82	25.82
LJ	18	Adoree JACKSON	SO	7.82m 25-8 (1.9)	3/25/16	4	0.64	4.64
LJ	19	Eric SLOAN	JR	7.80m 25-7¼ (1.3)	4/9/16	3.5	0.55	4.05
TJ	41	Eric SLOAN	JR	15.62m 51-3 (0.0)	4/9/16	0.225	0.00	0.22
SP	9	Nicholas PONZIO	SO	19.42m 63-8¾	4/22/16	14	0.97	14.97
SP	24	Matthew KATNIK	FR	18.79m 61-7¾	3/18/16	1	0.22	1.22
SP	47	Nathan BULTMAN	FR	18.27m 59-11¼	4/9/16	0.075	0.00	0.08
Team Total								68.90

# 32



## Iowa

### Big Ten Conference

# 4

Event	Scrd As	Athlete	Yr	Scored Mark	Date	Pl. Pts.	Bonus	TOTAL
Scored bests come from CURRENT season								
100m	48	Vinnie SAUCER	JR	10.36w (3.4)	4/27/16	0.05	0.07	0.12
200m	16	James HARRINGTON	SR	20.57 (0.3)	4/16/16	5	0.62	5.62
200m	48	Christian BRISSETT	FR	20.83 (2.0)	4/9/16	0.05	0.01	0.06
400m	32	DeJuan FRYE	FR	46.41	4/16/16	0.6	0.15	0.75
400m	45	Mar'yea HARRIS	FR	46.56	4/23/16	0.125	0.02	0.15
800m	22	Carter LILLY	SO	1:47.32	4/16/16	2	0.54	2.54
110H	6	Aaron MALLETT	JR	13.50w (2.6)	4/23/16	20	1.85	21.85
400H	17	Mitch WOLFF	JR	50.96	4/9/16	4.5	0.50	5.00
400H	26	Noah LARRISON	FR	51.22	4/9/16	0.9	0.31	1.21
4x100	14	Brissett, Harris, Harrington, Mallett		39.53	4/9/16	7	0.86	7.86
4x400	18	Wolff, Harris, Mallett, Frye		3:06.88	3/31/16	4	0.57	4.57
HJ	28	Kevin SPEJCHER	SR	2.16m 7-1	4/23/16	0.8	0.17	0.97
SP	41	Reno TUUFULI	FR	18.34m 60-2	4/9/16	0.225	0.00	0.22
DISC	8	Reno TUUFULI	FR	60.71m 199-2	3/31/16	16	1.35	17.35
Team Total								68.27

"Scrd As", short for "Scored As", Standing used for place points portion of performance's score combining preseason data (when applied) to current season data

Numbers in BLACK are both the performance's actual NCAA rank AND "scored as" rank Numbers in RED indicate actual NCAA rank does not exist or is worse than "scored as" rank Numbers in BLUE indicate actual NCAA rank is better than "scored as" rank

USTFCCCA Non-Member Non-Member Schools Will NOT be ranked, beginning Week 2



# USTFCCCA NCAA Division I National Team Computer Rankings

as of 5/9/2016 8:46:18 AM

## 2016 Outdoor Track & Field, Week #6

Only those who score >0.01 pts are shown  
D denotes multiple-event rule in affect

### MEN

# 33



## Tennessee

### Southeastern Conference

# 9

Event	Scrd As	Athlete	Yr	Scored Mark	Date	Pl. Pts.	Bonus	TOTAL
Scored bests come from CURRENT season								
100m	6	Christian COLEMAN	SO	10.11 (0.8)	4/15/16	20	1.56	21.56
100m	54	Mustaqeem WILLIAMS	FR	10.37w (2.2)	4/23/16		0.04	0.04
200m	8	Christian COLEMAN	SO	20.45w (3.6)	4/23/16	16	1.22	17.22
200m	30	Mustaqeem WILLIAMS	FR	20.67 (2.0)	4/15/16	0.7	0.29	0.99
400m	21	Nathan STROTHER	SO	46.05	4/23/16	2.5	0.45	2.95
400m	34	Ari COGDELL	FR	46.45	3/31/16	0.5	0.11	0.61
4x100	11	Coleman, Williams, Elion, Strother		39.48	4/15/16	10	0.96	10.96
4x400	14	Cogdell, Coleman, Harris, Strother		3:06.37	3/31/16	7	0.76	7.76
LJ	49	Mustaqeem WILLIAMS	FR	7.57m 24-10 (0.5)	4/15/16	0.025	0.00	0.03
DISC	48	Matthew ZAJAC	SO	55.63m 182-6	4/28/16	0.05	0.00	0.05
HT	30	Cameron BROWN	JR	64.90m 212-11	4/28/16	0.7	0.03	0.73
JAV	18	Kyle QUINN	SR	73.16m 240-0	3/17/16	4	0.55	4.55
Team Total								67.46

# 35



## Missouri

### Southeastern Conference

# 9

Event	Scrd As	Athlete	Yr	Scored Mark	Date	Pl. Pts.	Bonus	TOTAL
Scored bests come from CURRENT season								
100m	7	Markesh WOODSON	SR	10.13 (2.0)	4/22/16	18	1.37	19.37
200m	45	Kahmari MONTGOMERY	FR	20.80w (2.4)	3/31/16	0.125	0.07	0.19
400m	20	Kahmari MONTGOMERY	FR	46.00	4/22/16	3	0.50	3.50
1500m	24	Will CROCKER	SR	3:42.30	4/14/16	1	0.40	1.40
Steeple	40	Sam DICKERSON	SR	8:53.83	4/14/16	0.25	0.00	0.25
4x100	27	Holder, Mathis, Woodson, Graham Jr.		39.87	4/15/16	0.85	0.29	1.14
PV	10	Matthew LUDWIG	FR	5.46m 17-11	4/29/16	12	1.20	13.20
LJ	32	John WARREN	SO	7.65mw 25-1¼ (2.1)	4/15/16	0.6	0.00	0.60
TJ	23	John WARREN	SO	15.81m 51-10½ (0.8)	4/15/16	1.5	0.30	1.80
TJ	28	Tony CARODINE	SR	15.77m 51-9 (0.4)	3/25/16	0.8	0.22	1.02
JAV	9	Reinhard VAN ZYL	JR	74.54m 244-6	4/8/16	14	0.87	14.87
JAV	15	Alex PASCAL	SO	73.52m 241-2	4/22/16	6	0.63	6.63
Team Total								63.96

# 34



## Akron

### Mid-American Conference

# unch

Event	Scrd As	Athlete	Yr	Scored Mark	Date	Pl. Pts.	Bonus	TOTAL
Scored bests come from CURRENT season								
800m	10	Clayton MURPHY	JR	1:46.71	4/27/16	12	0.97	12.97
1500m	69	Clayton MURPHY	JR	3:44.21	4/23/16		0.05	0.05
400H	42	Sean WEEMS	SR	51.58	4/29/16	0.2	0.08	0.28
4x400	21	Baldwin, Gray, Weems, Murphy		3:07.36	3/30/16	2.5	0.39	2.89
HJ	36	Cody STINE	FR	2.15m 7-½	4/15/16	0.4	0.02	0.42
PV	26	Matthew ROWLAND	JR	5.30m 17-4¼	3/30/16	0.9	0.21	1.11
LJ	4	Terrell MCCLAIN	SO	7.95m 26-1 (1.9)	4/15/16	24	1.92	25.92
LJ	27	Joseph ODUHO	JR	7.70m 25-3¼ (0.0)	4/15/16	0.85	0.12	0.97
TJ	38	Michael OHIEMBOR	JR	15.65mw 51-4¼ (3.7)	3/30/16	0.3	0.00	0.30
DISC	6	Phillip JAGERS	JR	61.33m 201-2	3/30/16	20	1.70	21.70
Team Total								66.63

# 36



## Washington

### Pac-12 Conference

# 1

Event	Scrd As	Athlete	Yr	Scored Mark	Date	Pl. Pts.	Bonus	TOTAL
Scored bests come from CURRENT season								
1500m	1	Izaic YORKS	SR	3:37.74	5/1/16	30	2.29	32.29
1500m	43	Blake NELSON	SR	3:43.19	4/9/16	0.175	0.20	0.38
1500m	54	Johnathan STEVENS	SO	3:43.70	3/25/16		0.12	0.12
Steeple	39	Andrew GARDNER	SO	8:53.27	4/9/16	0.275	0.04	0.31
5000m	20	Colby GILBERT	SO	13:44.96	4/9/16	3	0.44	3.44
10k	10	Aaron NELSON	SR	28:53.70	4/1/16	12	0.95	12.95
4x100	46	Strong, Williams, Satterwhite, Marshall		40.32	4/23/16	0.1	0.00	0.10
4x400	46	Brown, Spano, Croson, Prentice		3:09.59	4/9/16	0.1	0.00	0.10
PV	32	Jax THOIRS	SR	5.25m 17-2¼	4/9/16	0.6	0.00	0.60
PV	46	Chris WILLIAMS	SR	5.20m 17-¾	4/14/16	0.1	0.00	0.10
SP	33	Frank CATELLI	SR	18.46m 60-6¼	4/23/16	0.55	0.00	0.55
JAV	16	Carson FULLER	SR	73.45m 240-11	3/25/16	5	0.61	5.61
DEC	37	Josh GORDON	SO	7,192	5/7/16	0.35	0.00	0.35
Scored bests come from PRE-SEASON DATA								
10k	16	Tyler KING	SR	28:59.37	4/3/15	5	0.64	5.64
Team Total								62.55

"Scrd As", short for "Scored As", Standing used for place points portion of performance's score combining preseason data (when applied) to current season data

Numbers in BLACK are both the performance's actual NCAA rank AND "scored as" rank Numbers in RED indicate actual NCAA rank does not exist or is worse than "scored as" rank Numbers in BLUE indicate actual NCAA rank is better than "scored as" rank

USTFCCCA Non-Member

Non-Member Schools Will NOT be ranked, beginning Week 2



# USTFCCCA NCAA Division I National Team Computer Rankings

as of 5/9/2016 8:46:18 AM

## 2016 Outdoor Track & Field, Week #6

Only those who score >0.01 pts are shown  
D denotes multiple-event rule in affect

### MEN

# 37



## Baylor

### Big 12 Conference

# ▼ 1

Event	Scrd As	Athlete	Yr	Scored Mark	Date	Pl. Pts.	Bonus	TOTAL
Scored bests come from CURRENT season								
400m	4	Wil LONDON	FR	45.28	4/23/16	24	2.03	26.03
110H	23	Rhys PHILLIPS	JR	13.80w (2.7)	3/30/16	1.5	0.35	1.85
4x100	30	Musgrove, London, Wilson, Dickson		39.96	4/9/16	0.7	0.20	0.90
4x400	5	London, Dickson, Moore, Caddick		3:04.24	3/30/16	22	1.67	23.67
TJ	15	Felix OBI	SR	15.99m 52-5½ (0.0)	4/23/16	6	0.75	6.75
DISC	29	Desmine HILLIARD	SR	56.57m 185-7	3/24/16	0.75	0.00	0.75
Team Total								59.96

# 38



## Cornell

### Ivy League

# ▲ 13

Event	Scrd As	Athlete	Yr	Scored Mark	Date	Pl. Pts.	Bonus	TOTAL
Scored bests come from CURRENT season								
1500m	27	James GOWANS	JR	3:42.47	4/16/16	0.85	0.35	1.20
1500m	61	Ben RAINERO	SR	3:43.91	4/16/16		0.09	0.09
1500m	74	Mark TEDDER	JR	3:44.34	4/16/16		0.03	0.03
10k	39	David TAYLOR	JR	29:14.07	4/16/16	0.275	0.17	0.45
110H	29	Max HAIRSTON	SR	13.86 (0.0)	5/7/16	0.75	0.20	0.95
HJ	16	Stephen AFADAPA	SR	2.19m 7-2¼	5/1/16	5	0.64	5.64
HJ	46	Myles LAZAROU	SO	2.14m 7-¼	5/7/16	0.1	0.00	0.10
TJ	15	Bobby PLUMMER	JR	15.99mw 52-5½ (2.5)	5/7/16	6	0.75	6.75
DISC	44	Kevin BENSON	FR	55.84m 183-2	5/7/16	0.15	0.00	0.15
HT	1	Rudy WINKLER	JR	75.10m 246-4	5/7/16	30	4.83	34.83
JAV	13	Rob ROBBINS	SR	73.97m 242-8	5/7/16	8	0.73	8.73
DEC	42	Austin JAMERSON	JR	7,161	5/7/16	0.2	0.00	0.20
Team Total								59.12

# 39



## Oklahoma

### Big 12 Conference

# ▼ 2

Event	Scrd As	Athlete	Yr	Scored Mark	Date	Pl. Pts.	Bonus	TOTAL
Scored bests come from CURRENT season								
100m	44	Traveyon ARMSTRONG	JR	10.35 (1.6)	3/18/16	0.15	0.11	0.26
1500m	41	Jacob BURCHAM	JR	3:43.03	5/6/16	0.225	0.22	0.45
Steeple	15	Dylan BLANKENBAKER	JR	8:45.04	5/1/16	6	0.66	6.66
10k	27	Dan SCHUBERT	SR	29:06.90	4/1/16	0.85	0.36	1.21
PV	42	Tanner WILLIAMS	JR	5.21m 17-1	3/30/16	0.2	0.00	0.20
TJ	5	Hayden MCCLAIN	JR	16.10mw 52-10 (2.5)	4/22/16	22	1.17	23.17
SP	34	Chase SAMMONS	SR	18.44m 60-6	4/22/16	0.5	0.00	0.50
DISC	26	Chase SAMMONS	SR	56.94m 186-9	3/26/16	0.9	0.07	0.97
JAV	5	Tyler RENTON	SR	76.86m 252-2	3/18/16	22	1.82	23.82
JAV	30	Garrett SNOW	SR	70.05m 229-10	3/18/16	0.7	0.00	0.70
Scored bests come from PRE-SEASON DATA								
DEC	39	Thomas CHEVAL	JR	7,187	5/15/15	0.275	0.00	0.28
Team Total								58.21

# 40



## Arizona

### Pac-12 Conference

# ▼ 2

Event	Scrd As	Athlete	Yr	Scored Mark	Date	Pl. Pts.	Bonus	TOTAL
Scored bests come from CURRENT season								
800m	14	Collins KIBET	JR	1:46.90	3/25/16	7	0.84	7.84
4x400	29	Houston, Eichler, Demby, Parish		3:08.03	4/30/16	0.75	0.25	1.00
PV	46	Pau TONNESEN	SR	5.20m 17-¾	4/9/16	0.1	0.00	0.10
SP	26	Aaron CASTLE	JR	18.70m 61-4¼	3/18/16	0.9	0.12	1.02
DISC	9	Gerhard DE BEER	JR	60.52m 198-6	4/30/16	14	1.24	15.24
Scored bests come from PRE-SEASON DATA								
DEC	2	Pau TONNESEN	SR	8,247	6/13/15	28	4.10	32.10
DEC	36	Harrison IVIE	SR	7,198	4/9/15	0.4	0.00	0.40
Team Total								57.70

"Scrd As", short for "Scored As", Standing used for place points portion of performance's score combining preseason data (when applied) to current season data

Numbers in BLACK are both the performance's actual NCAA rank AND "scored as" rank Numbers in RED indicate actual NCAA rank does not exist or is worse than "scored as" rank Numbers in BLUE indicate actual NCAA rank is better than "scored as" rank

USTFCCCA Non-Member Non-Member Schools Will NOT be ranked, beginning Week 2





# USTFCCCA NCAA Division I National Team Computer Rankings

as of 5/9/2016 8:46:18 AM

## 2016 Outdoor Track & Field, Week #6

Only those who score >0.01 pts are shown  
D denotes multiple-event rule in affect

### MEN

# 41



## Kansas State

### Big 12 Conference

# 33

Event	Scrd As	Athlete	Yr	Scored Mark	Date	Pl. Pts.	Bonus	TOTAL
Scored bests come from CURRENT season								
100m	37	Terrell SMITH	SO	10.33 (2.0)	4/22/16	0.35	0.17	0.52
200m	6	Terrell SMITH	SO	20.44w (2.8)	4/22/16	20	1.27	21.27
HJ	2	Christoff BRYAN	SO	2.25m 7-4½	5/7/16	28	2.68	30.68
LJ	23	Ifeanyichukwu OTUONYE	SR	7.76mw 25-5½ (3.3)	4/22/16	1.5	0.38	1.88
SP	30	Brett NEELLY	FR	18.62m 61-1½	4/22/16	0.7	0.02	0.72
HT	42	Tyler MERKLEY	FR	63.99m 209-11	4/30/16	0.2	0.00	0.20
JAV	40	Dwight DAVIDSON	SR	68.27m 223-11	4/9/16	0.25	0.00	0.25
Team Total								55.52

# 42



## Colorado

### Pac-12 Conference

# 3

Event	Scrd As	Athlete	Yr	Scored Mark	Date	Pl. Pts.	Bonus	TOTAL
Scored bests come from CURRENT season								
1500m	42	Nick HARRIS	JR	3:43.07	4/22/16	0.2	0.22	0.42
1500m	55	Zach PERRIN	SO	3:43.76	4/1/16		0.12	0.12
1500m	57	Morgan PEARSON	SR	3:43.82ca 3:49.29	4/8/16		0.11	0.11
Steeple	11	Connor WINTER	SR	8:41.37	5/1/16	10	1.18	11.18
5000m	26	John DRESSSEL	FR	13:48.88	4/1/16	0.9	0.29	1.19
10k	7	Pierce MURPHY	SR	28:48.79	5/1/16	18	1.22	19.22
Scored bests come from PRE-SEASON DATA								
5000m	9	Pierce MURPHY	SR	13:37.05	5/2/15	14	1.05	15.05
5000m	15	Ammar MOUSSA	SR	13:41.87	4/16/15	6	0.68	6.68
Team Total								53.96

# 43



## Louisville

### Atlantic Coast Conference

# 10

Event	Scrd As	Athlete	Yr	Scored Mark	Date	Pl. Pts.	Bonus	TOTAL
Scored bests come from CURRENT season								
Steeple	4	Edwin KIBICHIY	JR	8:37.53	5/1/16	24	1.87	25.87
10k	55	Calvin CHEMOIYWO	JR	29:22.91	3/25/16		0.01	0.01
400H	32	Martice MOORE	FR	51.36	4/15/16	0.6	0.22	0.82
4x400	35	Moore, Brown, Peck, Keys		3:08.74	3/31/16	0.45	0.12	0.57
HJ	11	Javen REEVES	SO	2.20m 7-2½	3/17/16	10	0.92	10.92
TJ	9	Ben WILLIAMS	JR	16.05mw 52-8 (2.4)	5/6/16	14	0.98	14.98
TJ	48	Damar ROBINSON	JR	15.50mw 50-10½ (2.7)	3/17/16	0.05	0.00	0.05
Team Total								53.22

# 44



## Wisconsin

### Big Ten Conference

# 1

Event	Scrd As	Athlete	Yr	Scored Mark	Date	Pl. Pts.	Bonus	TOTAL
Scored bests come from CURRENT season								
100m	28	Lorenzo LARRY	JR	10.31w (2.5)	4/22/16	0.8	0.23	1.03
5000m	7	Morgan MCDONALD	FR	13:34.78	5/1/16	18	1.23	19.23
4x100	45	Stecker, Larry, Davis, Ziemek		40.29	5/6/16	0.125	0.00	0.13
SP	17	Riley BUDDE	SO	19.02m 62-5	5/6/16	4.5	0.50	5.00
DISC	39	Riley BUDDE	SO	56.08m 184-0	5/1/16	0.275	0.00	0.28
DEC	4	Zach ZIEMEK	SR	8,047	4/6/16	24	2.65	26.65
Team Total								52.31

"Scrd As", short for "Scored As", Standing used for place points portion of performance's score combining preseason data (when applied) to current season data

Numbers in BLACK are both the performance's actual NCAA rank AND "scored as" rank Numbers in RED indicate actual NCAA rank does not exist or is worse than "scored as" rank Numbers in BLUE indicate actual NCAA rank is better than "scored as" rank

USTFCCCA Non-Member

Non-Member Schools Will NOT be ranked, beginning Week 2





## 2016 Outdoor Track &amp; Field, Week #6

Only those who score >0.01 pts are shown  
D denotes multiple-event rule in affect

## MEN

45



Nebraska

Big Ten Conference

▲ 2

Event	Scrd As	Athlete	Yr	Scored Mark	Date	Pl. Pts.	Bonus	TOTAL
Scored bests come from CURRENT season								
▶ 100m	13	Malcolm WHITE	SO	10.20 (1.8)	5/7/16	8	0.78	8.78
▶ 200m	49	Malcolm WHITE	SO	20.84 (-0.5)	3/25/16	0.025	0.00	0.03
▶ 400m	29	Cody RUSH	SR	46.32	4/16/16	0.75	0.22	0.97
▶ 110H	28	Antoine LLOYD	SO	13.84 (0.0)	3/25/16	0.8	0.25	1.05
▶ 400H	46	Andrew NEAL	SO	51.75	4/20/16	0.1	0.00	0.10
▶ 400H	47	Sean PILLE	SR	51.76	4/20/16	0.075	0.00	0.08
▶ 4x100	24	Pankins, Hall, White, Lloyd		39.77	3/25/16	1	0.39	1.39
▶ 4x400	16	Gipson, Alexandre, Bransby, Rush		3:06.58	4/20/16	5	0.68	5.68
▶ HJ	20	Grant ANDERSON	SO	2.18m 7-1¼	4/9/16	3	0.46	3.46
▶ PV	39	Steven CAHOY	JR	5.22m 17-1½	5/7/16	0.275	0.00	0.28
▶ PV	42	Craig DRIVER	SR	5.21m 17-1	4/16/16	0.2	0.00	0.20
▶ TJ	19	Kaiwan CULMER	SO	15.92m 52-2¼ (2.0)	4/20/16	3.5	0.51	4.01
▶ DISC	9	Nicholas PERCY	SO	60.52m 198-6	4/20/16	14	1.24	15.24
▶ DISC	31	Carlos DAVIS	FR	56.53m 185-5	5/7/16	0.65	0.00	0.65
▶ DISC	38	Khalil DAVIS	FR	56.18m 184-4	5/7/16	0.3	0.00	0.30
▶ HT	14	Nicholas PERCY	SO	67.85m 222-7	5/7/16	7	0.73	7.73
▶ JAV	34	Seth DERR	JR	69.31m 227-4	4/20/16	0.5	0.00	0.50
▶ DEC	26	Cody WALTON	SO	7,327	4/20/16	0.9	0.00	0.90
▶ DEC	48	Guy FENSKE	JR	7,143	4/20/16	0.05	0.00	0.05
Team Total								51.40

46



South Alabama

Sun Belt Conference

▼ 6

Event	Scrd As	Athlete	Yr	Scored Mark	Date	Pl. Pts.	Bonus	TOTAL
Scored bests come from CURRENT season								
▶ 100m	61	Rafael SCOTT	SO	10.38w (2.6)	3/31/16		0.01	0.01
▶ PV	8	Sean COLLINS	FR	5.47m 17-11¼	4/14/16	16	1.29	17.29
▶ PV	39	Niel GILIOME	SO	5.22m 17-1½	4/14/16	0.275	0.00	0.28
▶ DISC	3	Jan-Louw KOTZE	SR	62.11m 203-9	3/31/16	26	2.32	28.32
▶ HT	20	Renaldo FRECHOU	SR	66.34m 217-8	4/8/16	3	0.37	3.37
Team Total								49.27

47



NC State

Atlantic Coast Conference

▼ 2

Event	Scrd As	Athlete	Yr	Scored Mark	Date	Pl. Pts.	Bonus	TOTAL
Scored bests come from CURRENT season								
▶ 100m	37	Quashawn CUNNINGHAM	SO	10.33 (1.6)	4/22/16	0.35	0.17	0.52
▶ 200m	36	Quashawn CUNNINGHAM	SO	20.72 (-1.0)	4/22/16	0.4	0.21	0.61
▶ 1500m	10	Graham CRAWFORD	SR	3:40.69	4/22/16	12	0.93	12.93
▶ 1500m	31	Luis VARGAS	SR	3:42.67	5/6/16	0.65	0.29	0.94
▶ 1500m	60	Meron SIMON	SR	3:43.89	4/22/16		0.10	0.10
▶ 5000m	17	Graham CRAWFORD	SR	13:42.55	4/1/16	D 4.5	0.63	2.63
▶ 5000m	32	Luis VARGAS	SR	13:50.88	4/1/16	0.6	0.22	0.82
▶ 10k	34	George PARSONS	JR	29:11.87	3/25/16	0.5	0.21	0.71
▶ 10k	44	Luis VARGAS	SR	29:16.20	4/15/16	0.15	0.14	0.29
▶ 4x100	10	Hines, Addison, Patterson, Cunningham		39.42	4/22/16	12	1.13	13.13
▶ 4x400	37	Krehnbrink, Cunningham, Patterson, Davis		3:08.75	3/31/16	0.35	0.12	0.47
▶ HJ	46	Christopher GARRICK	FR	2.14m 7-¼	4/22/16	0.1	0.00	0.10
▶ LJ	9	Jonathan ADDISON	SR	7.90m 25-11 (1.8)	3/31/16	14	1.28	15.28
▶ HT	45	Josh DAVIS	SO	63.69m 208-11	5/6/16	0.125	0.00	0.13

Team Total 48.64

48



Michigan

Big Ten Conference

▼ 4

Event	Scrd As	Athlete	Yr	Scored Mark	Date	Pl. Pts.	Bonus	TOTAL
Scored bests come from CURRENT season								
▶ 800m	45	Brennan MUNLEY	SO	1:48.58	4/14/16	0.125	0.00	0.13
▶ Steeple	1	Mason FERLIC	SR	8:28.77	5/1/16	30	3.79	33.79
▶ Steeple	28	Connor MORA	SO	8:50.61	4/14/16	0.8	0.22	1.02
▶ 5000m	11	Mason FERLIC	SR	13:37.56	4/14/16	D 10	1.01	3.01
▶ 5000m	59	Micah BELLER	SO	13:56.31	4/14/16		0.01	0.01
▶ 10k	37	Ben FLANAGAN	SO	29:13.72	4/14/16	0.35	0.18	0.53
▶ 400H	18	Taylor MCLAUGHLIN	FR	51.00	4/29/16	4	0.45	4.45
▶ SP	34	Grant CARTWRIGHT	SO	18.44m 60-6	4/8/16	0.5	0.00	0.50
▶ HT	22	Joseph ELLIS	FR	66.06m 216-8	4/29/16	2	0.30	2.30
▶ DEC	22	Steven BASTIEN	JR	7,417	4/6/16	2	0.22	2.22

Team Total 47.97

"Scrd As", short for "Scored As", Standing used for place points portion of performance's score combining preseason data (when applied) to current season data

Numbers in BLACK are both the performance's actual NCAA rank AND "scored as" rank Numbers in RED indicate actual NCAA rank does not exist or is worse than "scored as" rank Numbers in BLUE indicate actual NCAA rank is better than "scored as" rank

USTFCCCA Non-Member Non-Member Schools Will NOT be ranked, beginning Week 2



# USTFCCCA NCAA Division I National Team Computer Rankings

as of 5/9/2016 8:46:19 AM

## 2016 Outdoor Track & Field, Week #6

Only those who score >0.01 pts are shown  
D denotes multiple-event rule in affect

### MEN

# 49



## Southern Illinois Missouri Valley Conference

▼ 7

Event	Scrd As	Athlete	Yr	Scored Mark	Date	Pl. Pts.	Bonus	TOTAL
Scored bests come from CURRENT season								
110H	29	Kemar JONES	SR	13.86 (1.7)	5/6/16	0.75	0.20	0.95
HJ	5	Kyle LANDON	JR	2.22m 7-3½	4/15/16	22	1.50	23.50
PV	46	Nathan SCHUCK	JR	5.20m 17-¾	3/17/16	0.1	0.00	0.10
LJ	30	Kyle LANDON	JR	7.68mw 25-2½ (3.5)	4/15/16	0.7	0.03	0.73
SP	6	Josh FREEMAN	SR	19.92m 65-4¾	4/15/16	20	2.06	22.06
DISC	42	Josh FREEMAN	SR	55.91m 183-5	4/8/16	0.2	0.00	0.20
HT	40	Bradley SAUER	SR	64.35m 211-1	4/15/16	0.25	0.00	0.25
Team Total								47.79

# 50



## Washington State Pac-12 Conference

▼ 9

Event	Scrd As	Athlete	Yr	Scored Mark	Date	Pl. Pts.	Bonus	TOTAL
Scored bests come from CURRENT season								
Steeple	32	Forrest SHAFFER	SR	8:51.73	4/1/16	0.6	0.15	0.75
10k	28	Michael WILLIAMS	SO	29:09.28	4/1/16	0.8	0.28	1.08
10k	43	John WHELAN	JR	29:15.94	4/1/16	0.175	0.14	0.32
400H	5	CJ ALLEN	JR	50.16	4/8/16	22	1.56	23.56
4x100	37	Smith, Charles, Chambers, Green		40.17	4/23/16	0.35	0.00	0.35
HJ	7	Thane PIERSON	SR	2.21m 7-3	4/30/16	18	1.21	19.21
PV	46	Austin SODORFF	SR	5.20m 17-¾	4/14/16	0.1	0.00	0.10
JAV	41	Brad STEVENS	SO	68.11m 223-5	4/8/16	0.225	0.00	0.22
Scored bests come from PRE-SEASON DATA								
DEC	23	Dino DODIG	JR	7,416	5/9/15	1.5	0.22	1.72
Team Total								47.31

# 51



## Charlotte Conference USA

▼ 1

Event	Scrd As	Athlete	Yr	Scored Mark	Date	Pl. Pts.	Bonus	TOTAL
Scored bests come from CURRENT season								
100m	61	Anthony BYNUM	SR	10.38w (2.3)	3/24/16		0.01	0.01
HJ	2	Trey MCRAE	SR	2.25m 7-4½	3/25/16	28	2.68	30.68
LJ	10	Trey MCRAE	SR	7.88mw 25-10¾ (2.3)	3/30/16	12	1.11	13.11
TJ	44	Anthony CAMPBELL	SR	15.54m 51-0 (0.9)	4/15/16	0.15	0.00	0.15
HT	27	Stevan VESELINOVIC	FR	65.24m 214-0	4/8/16	0.85	0.11	0.96
Team Total								44.91

# 52



## Kentucky Southeastern Conference

▼ 3

Event	Scrd As	Athlete	Yr	Scored Mark	Date	Pl. Pts.	Bonus	TOTAL
Scored bests come from CURRENT season								
1500m	21	Lou STYLES	SO	3:42.22	3/31/16	2.5	0.42	2.92
5000m	19	Jacob THOMSON	SO	13:43.49	5/1/16	3.5	0.56	4.06
10k	17	Jacob THOMSON	SO	29:01.34	3/25/16	4.5	0.57	5.07
110H	9	Nick ANDERSON	JR	13.60 (1.2)	3/31/16	14	1.20	15.20
4x100	26	Hamilton, Dorsey, Jones, Anderson		39.85	3/18/16	0.9	0.31	1.21
HJ	20	Xaivier MCALLISTER	JR	2.18m 7-1¾	3/31/16	3	0.46	3.46
HJ	46	Justin KRETCHMER	JR	2.14m 7-¾	4/22/16	0.1	0.00	0.10
LJ	32	Fred DORSEY	SO	7.65m 25-1¼ (1.8)	3/18/16	0.6	0.00	0.60
LJ	36	Tim DUCKWORTH	SO	7.64m 25-¾ (1.9)	4/6/16	0.4	0.00	0.40
SP	36	Nikolas HUFFMAN	SO	18.39m 60-4	4/8/16	0.4	0.00	0.40
DEC	14	Tim DUCKWORTH	SO	7,585	4/6/16	7	0.65	7.65
DEC	20	Ibn SHORT	JR	7,460	4/6/16	3	0.33	3.33
Team Total								44.40

# 53



## Auburn Southeastern Conference

▼ 7

Event	Scrd As	Athlete	Yr	Scored Mark	Date	Pl. Pts.	Bonus	TOTAL
Scored bests come from CURRENT season								
100m	37	Teray SMITH	JR	10.33 (1.4)	4/22/16	0.35	0.17	0.52
200m	18	Kahlil HENDERSON	JR	20.58 (1.4)	4/22/16	4	0.59	4.59
200m	23	Teray SMITH	JR	20.63 (0.3)	4/16/16	1.5	0.41	1.91
4x100	7	Zaza, Henderson, Burks, Smith		39.36	4/22/16	18	1.31	19.31
HJ	36	Shawn JOHNSON	SR	2.15m 7-½	4/22/16	0.4	0.02	0.42
TJ	8	Shawn JOHNSON	SR	16.09m 52-9½ (0.0)	4/28/16	16	1.13	17.13
Team Total								43.88

"Scrd As", short for "Scored As", Standing used for place points portion of performance's score combining preseason data (when applied) to current season data

Numbers in BLACK are both the performance's actual NCAA rank AND "scored as" rank Numbers in RED indicate actual NCAA rank does not exist or is worse than "scored as" rank Numbers in BLUE indicate actual NCAA rank is better than "scored as" rank

USTFCCCA Non-Member Non-Member Schools Will NOT be ranked, beginning Week 2



# USTFCCCA NCAA Division I National Team Computer Rankings

as of 5/9/2016 8:46:19 AM

## 2016 Outdoor Track & Field, Week #6

Only those who score >0.01 pts are shown  
D denotes multiple-event rule in affect

### MEN

# 54



## Ohio State

### Big Ten Conference

# ▼ 6

Event	Scrd As	Athlete	Yr	Scored Mark	Date	Pl. Pts.	Bonus	TOTAL
Scored bests come from CURRENT season								
▶ 100m	48	Nick GRAY	FR	10.36 (0.7)	4/9/16	0.05	0.07	0.12
▶ 200m	12	Nick GRAY	FR	20.51w (3.9)	4/9/16	9	0.90	9.90
▶ 400m	26	Nick GRAY	FR	46.16	3/25/16	0.9	0.36	1.26
▶ 400H	49	Antonio BLANKS	SR	51.80	4/15/16	0.025	0.00	0.03
▶ 4x400	24	Blanks, Gray, Jackson, Page		3:07.51	4/27/16	1	0.35	1.35
▶ LJ	28	Zack BAZILE	SO	7.69mw 25-2½ (2.6)	3/25/16	0.8	0.08	0.88
▶ SP	4	JC MURASKY	SR	20.02m 65-8½	4/9/16	24	2.30	26.30
▶ JAV	20	Bill STANLEY	JR	72.98m 239-5	3/25/16	3	0.51	3.51
Team Total								43.34

# 56



## Air Force

### Mountain West Conference

# ▼ 2

Event	Scrd As	Athlete	Yr	Scored Mark	Date	Pl. Pts.	Bonus	TOTAL
Scored bests come from CURRENT season								
▶ 1500m	34	Patrick CORONA	SR	3:42.69c 4:00.51(1)	4/8/16	0.5	0.28	0.78
▶ 1500m	65	Matt DORSEY	JR	3:44.07c 4:02.00(1)	4/8/16		0.07	0.07
▶ 5000m	10	Patrick CORONA	SR	13:37.24	4/14/16	12	1.04	13.04
▶ 110H	37	Jamie TRIMBLE	SO	13.90 (1.1)	4/27/16	0.35	0.10	0.45
▶ 4x100	48	McHenry, Johnson, Anderson, Trimble		40.33	4/23/16	0.05	0.00	0.05
▶ HJ	28	Taylor SMITH	JR	2.16m 7-1	4/1/16	0.8	0.17	0.97
▶ PV	5	Dylan BELL	SR	5.55m 18-2½	4/23/16	22	2.06	24.06
▶ DISC	46	Grant HAMILTON	SR	55.68m 182-8	5/6/16	0.1	0.00	0.10
Team Total								39.51

# 55



## New Mexico

### Mountain West Conference

# ▼ 3

Event	Scrd As	Athlete	Yr	Scored Mark	Date	Pl. Pts.	Bonus	TOTAL
Scored bests come from CURRENT season								
▶ 1500m	18	Josh KERR	FR	3:42.09	4/14/16	4	0.46	4.46
▶ 1500m	30	Elmar ENGHOLM	SR	3:42.65	4/14/16	0.7	0.29	0.99
▶ 1500m	62	Adam COTTON	SR	3:44.02	4/14/16		0.08	0.08
▶ Steeple	7	Elmar ENGHOLM	SR	8:40.03	4/1/16	18	1.37	19.37
▶ Steeple	22	Graham THOMAS	JR	8:48.07	5/1/16	2	0.40	2.40
▶ 4x100	38	Bajere, Hamilton, Salcido, Jones		40.20	5/1/16	0.3	0.00	0.30
▶ LJ	10	Allan HAMILTON	SR	7.88m 25-10½ (1.8)	4/14/16	12	1.11	13.11
Team Total								40.71

# 57



## Rice

### Conference USA

# ▼ 1

Event	Scrd As	Athlete	Yr	Scored Mark	Date	Pl. Pts.	Bonus	TOTAL
Scored bests come from CURRENT season								
▶ JAV	3	Evan KARAKOLIS	SR	79.30m 260-2	4/20/16	26	3.08	29.08
Scored bests come from PRE-SEASON DATA								
▶ DEC	12	Scott FILIP	JR	7,647	6/13/15	9	0.81	9.81
Team Total								38.89

# 58



## North Carolina

### Atlantic Coast Conference

# ▲ 9

Event	Scrd As	Athlete	Yr	Scored Mark	Date	Pl. Pts.	Bonus	TOTAL
Scored bests come from CURRENT season								
▶ 400m	33	Ceo WAYS	JR	46.43	3/25/16	0.55	0.13	0.68
▶ 5000m	50	Mark DERRICK	JR	13:54.71	3/25/16	0.01	0.07	0.08
▶ 400H	8	Kenny SELMON	SO	50.49	4/22/16	16	1.09	17.09
▶ 4x400	9	Selson, Lipsey, Nicholls, Ways		3:06.11	4/14/16	14	0.86	14.86
▶ HT	19	AJ HICKS	SR	66.71m 218-10	5/6/16	3.5	0.46	3.96
▶ JAV	26	Houston SUMMERS	SR	71.01m 232-11	4/1/16	0.9	0.05	0.95
Team Total								37.62

"Scrd As", short for "Scored As", Standing used for place points portion of performance's score combining preseason data (when applied) to current season data

Numbers in BLACK are both the performance's actual NCAA rank AND "scored as" rank Numbers in RED indicate actual NCAA rank does not exist or is worse than "scored as" rank Numbers in BLUE indicate actual NCAA rank is better than "scored as" rank

USTFCCCA Non-Member

Non-Member Schools Will NOT be ranked, beginning Week 2



# USTFCCCA NCAA Division I National Team Computer Rankings

as of 5/9/2016 8:46:19 AM

## 2016 Outdoor Track & Field, Week #6

Only those who score >0.01 pts are shown  
D denotes multiple-event rule in affect

### MEN

# 59



## Northwestern State

### Southland Conference

# 2

Event	Scrd As	Athlete	Yr	Scored Mark	Date	Pl. Pts.	Bonus	TOTAL
Scored bests come from CURRENT season								
100m	23	Micah LARKINS	FR	10.28 (2.0)	3/12/16	1.5	0.33	1.83
100m	28	Amir JAMES	SO	10.31w (2.1)	5/6/16	0.8	0.23	1.03
200m	35	Amir JAMES	SO	20.71 (1.9)	5/6/16	0.45	0.22	0.67
400H	25	George FLAVIANO	JR	51.21	5/6/16	0.95	0.31	1.26
4x100	23	James, Larkins, Flaviano, Shilling		39.75	4/23/16	1.5	0.43	1.93
LJ	16	Emmanuel WILLIAMS	SR	7.83m 25-8 1/4 (1.3)	5/6/16	5	0.68	5.68
LJ	32	Aaron WILLIAMS	SR	7.65m 25-1 1/4 (-0.7)	3/26/16	0.6	0.00	0.60
TJ	5	Aaron WILLIAMS	SR	16.10m 52-10 (0.0)	4/8/16	22	1.17	23.17
TJ	28	Emmanuel WILLIAMS	SR	15.77m 51-9 (1.2)	3/18/16	0.8	0.22	1.02

Team Total 37.20

# 60



## Kent State

### Mid-American Conference

# 2

Event	Scrd As	Athlete	Yr	Scored Mark	Date	Pl. Pts.	Bonus	TOTAL
Scored bests come from CURRENT season								
200m	34	William BARNES	SR	20.69 (1.8)	5/6/16	0.5	0.26	0.76
110H	3	William BARNES	SR	13.41 (1.1)	4/27/16	26	2.56	28.56
4x100	22	Barnes, Grant, Smith, Gordon		39.74	3/25/16	2	0.45	2.45
PV	32	Jesse OXLEY	SR	5.25m 17-2 3/4	5/6/16	0.6	0.00	0.60
TJ	49	Donovan TOLBERT	SR	15.48m 50-9 1/2 (0.9)	4/22/16	0.025	0.00	0.03
SP	26	Michael KING	SR	18.70m 61-4 1/4	4/22/16	0.9	0.12	1.02
DISC	20	Reginald JAGERS	JR	57.58m 188-11	4/8/16	3	0.26	3.26
HT	49	Reginald JAGERS	JR	63.27m 207-7	4/22/16	0.025	0.00	0.03

Team Total 36.70

# 61



## Tulsa

### American Athletic Conference

# 2

Event	Scrd As	Athlete	Yr	Scored Mark	Date	Pl. Pts.	Bonus	TOTAL
Scored bests come from CURRENT season								
1500m	26	Marc SCOTT	JR	3:42.39	4/14/16	0.9	0.37	1.27
10k	30	Luke TRAYNOR	JR	29:10.19	4/1/16	0.7	0.25	0.95
Scored bests come from PRE-SEASON DATA								
5000m	8	Marc SCOTT	JR	13:36.81	5/2/15	16	1.07	17.07
10k	8	Tim RACKERS	SR	28:52.57	4/3/15	16	1.01	17.01

Team Total 36.29

# 62



## UTSA

### Conference USA

# 1

Event	Scrd As	Athlete	Yr	Scored Mark	Date	Pl. Pts.	Bonus	TOTAL
Scored bests come from CURRENT season								
1500m	70	Dusan MAKEVIC	SR	3:44.22c 4:02.16(1)	3/30/16		0.05	0.05
Steeple	37	Dusan MAKEVIC	SR	8:52.86	3/30/16	0.35	0.07	0.42
400H	6	Jurmarcus SHELVIN	SR	50.21	3/24/16	20	1.47	21.47
400H	10	Randolph BERMEA	JR	50.56	3/30/16	12	1.00	13.00
HJ	36	Ty ANDERSON	SO	2.15m 7- 1/2	3/24/16	0.4	0.02	0.42
DEC	38	Adrian RILEY	SO	7,190	3/24/16	0.3	0.00	0.30

Team Total 35.66

# 63



## Princeton

### Ivy League

# 5

Event	Scrd As	Athlete	Yr	Scored Mark	Date	Pl. Pts.	Bonus	TOTAL
Scored bests come from CURRENT season								
1500m	15	Garrett O'TOOLE	SO	3:41.85	4/22/16	6	0.53	6.53
1500m	45	Noah KAUPPILA	SO	3:43.38	4/22/16	0.125	0.17	0.30
Steeple	48	Eddie OWENS	SR	8:55.43	5/7/16	0.05	0.00	0.05
PV	6	Adam BRAGG	SR	5.53m 18-1 1/4	5/7/16	20	1.86	21.86
PV	46	August KILES	SO	5.20m 17- 3/4	3/17/16	0.1	0.00	0.10
HT	15	Adam KELLY	FR	67.50m 221-5	5/7/16	6	0.65	6.65

Team Total 35.49

"Scrd As", short for "Scored As", Standing used for place points portion of performance's score combining preseason data (when applied) to current season data

Numbers in BLACK are both the performance's actual NCAA rank AND "scored as" rank Numbers in RED indicate actual NCAA rank does not exist or is worse than "scored as" rank Numbers in BLUE indicate actual NCAA rank is better than "scored as" rank

USTFCCCA Non-Member

Non-Member Schools Will NOT be ranked, beginning Week 2



# USTFCCCA NCAA Division I National Team Computer Rankings

as of 5/9/2016 8:46:20 AM

## 2016 Outdoor Track & Field, Week #6

Only those who score >0.01 pts are shown  
D denotes multiple-event rule in affect

### MEN

64



USF

American Athletic Conference

▼ 2

Event	Scrd As	Athlete	Yr	Scored Mark	Date	Pl. Pts.	Bonus	TOTAL
Scored bests come from CURRENT season								
400H	40	Paul BARRETT	SR	51.50	3/17/16	0.25	0.13	0.38
TJ	1	Matthew ONEAL	SR	16.73mw	54-10% (2.1)	30	4.67	34.67
Team Total								35.06

65



Kennesaw State

Atlantic Sun Conference

▼ 5

Event	Scrd As	Athlete	Yr	Scored Mark		Date	Pl. Pts.	Bonus	TOTAL
Scored bests come from CURRENT season									
▶ HJ	24	Andre DORSEY	SR	2.17m	7-1½	3/25/16	1	0.32	1.32
▶ LJ	12	Andre DORSEY	SR	7.87mw	25-10 (2.5)	4/8/16	9	1.02	10.02
▶ LJ	45	Bilal ABDULLAH	SR	7.60mw	24-11¼ (2.9)	3/31/16	0.125	0.00	0.13
▶ TJ	5	Andre DORSEY	SR	16.10m	52-10 (1.8)	3/31/16	22	1.17	23.17
Scored bests come from PRE-SEASON DATA									
▶ DEC	47	Bilal ABDULLAH	SR	7,145	5/15/15	0.075	0.00	0.08	
Team Total								34.70	

66



Indiana State

Missouri Valley Conference

▼ 2

Event	Scrd As	Athlete	Yr	Scored Mark		Date	Pl. Pts.	Bonus	TOTAL
Scored bests come from CURRENT season									
▶ 110H	1	Adarius WASHINGTON	SR	13.40	(1.1)	4/27/16	30	2.64	32.64
▶ 110H	27	Marcus NEELY	JR	13.83	(1.3)	3/25/16	0.85	0.28	1.13
▶ PV	28	Connor CURLEY	SR	5.26m	17-3	4/23/16	0.8	0.02	0.82
Team Total									34.58

67



Utah State

Mountain West Conference

▲ 4

Event	Scrd As	Athlete	Yr	Scored Mark		Date	Pl. Pts.	Bonus	TOTAL
Scored bests come from CURRENT season									
▶ 100m	44	Parker BLUTH	SR	10.35cA	10.32 (2.0)	4/21/16	0.15	0.11	0.26
▶ 100m	48	Nic BOWENS	SR	10.36cA	10.33 (2.0)	4/21/16	0.05	0.07	0.12
▶ 200m	19	Parker BLUTH	SR	20.59cA	20.52 (-1.	5/4/16	3.5	0.55	4.05
▶ 400m	42	AJ BOULLY	SO	46.54cA	46.43	5/4/16	0.2	0.04	0.24
▶ 400m	45	Parker BLUTH	SR	46.56		4/9/16	0.125	0.02	0.15
▶ 1500m	64	Dillon MAGGARD	SO	3:44.04		4/14/16		0.07	0.07
▶ Steeple	9	Colby WILSON	JR	8:40.73		4/14/16	14	1.27	15.27
▶ 400H	15	AJ BOULLY	SO	50.87cA	50.76	4/21/16	6	0.61	6.61
▶ 4x100	20	Bluth, Bowens, Parker, Martin		39.62cA	39.50	5/4/16	3	0.68	3.68
▶ 4x400	19	Martin, Bouilly, Bluth, Lambourne		3:06.93		4/27/16	3.5	0.55	4.05
Team Total									34.51

68



Charleston Southern

Big South Conference

▼ 2

Event	Scrd As	Athlete	Yr	Scored Mark	Date	Pl. Pts.	Bonus	TOTAL	
Scored bests come from CURRENT season									
▶ LJ	1	Braxton DRUMMOND	SR	8.10m	26-7 (1.1)	4/8/16	30	3.85	33.85
▶ TJ	40	EJ REDDICK	SR	15.63m	51-3½ (0.2)	3/31/16	0.25	0.00	0.25
Team Total								34.10	

69



Southeastern Louisiana

Southland Conference

▼ 4

Event	Scrd As	Athlete	Yr	Scored Mark	Date	Pl. Pts.	Bonus	TOTAL
Scored bests come from CURRENT season								
► PV	1	Devin KING	SO	5.70m	18-8%	3/30/16	30	3.97 33.97
Team Total								33.97

"Scrd As", short for "Scored As", Standing used for place points portion of performance's score combining preseason data (when applied) to current season data

Numbers in BLACK are both the performance's actual NCAA rank AND "scored as" rank Numbers in RED indicate actual NCAA rank does not exist or is worse than "scored as" rank Numbers in BLUE indicate actual NCAA rank is better than "scored as" rank

USTFCCCA Non-Member

Non-Member Schools Will NOT be ranked, beginning Week 2





# USTFCCCA NCAA Division I National Team Computer Rankings

as of 5/9/2016 8:46:20 AM

## 2016 Outdoor Track & Field, Week #6

Only those who score >0.01 pts are shown  
D denotes multiple-event rule in affect

### MEN

70



Butler

BIG EAST Conference

unch

Event	Scrd As	Athlete	Yr	Scored Mark	Date	Pl. Pts.	Bonus	TOTAL
Scored bests come from CURRENT season								
5000m	14	Erik PETERSON	JR	13:41.81	4/14/16	7	0.68	7.68
10k	4	Erik PETERSON	JR	28:44.18	5/1/16	24	1.48	25.48
Team Total								33.17

71



Eastern Michigan

Mid-American Conference

▼ 2

Event	Scrd As	Athlete	Yr	Scored Mark	Date	Pl. Pts.	Bonus	TOTAL
Scored bests come from CURRENT season								
Steeple	33	Willy FINK	JR	8:51.98	4/22/16	0.55	0.13	0.68
5000m	18	Willy FINK	JR	13:43.06	4/14/16	4	0.59	4.59
10k	22	Willy FINK	JR	29:04.92	3/25/16	2	0.44	2.44
400H	20	Jeff ELAM	SR	51.04	4/27/16	3	0.42	3.42
4x400	42	Elam, Williams, Waynes, Brown		3:09.22	4/27/16	0.2	0.03	0.23

Scored bests come from PRE-SEASON DATA

DEC	6	Solomon IJAH	SR	7,862	5/14/15	20	1.69	21.69
Team Total								33.05

72



Rutgers

Big Ten Conference

▼ 9

Event	Scrd As	Athlete	Yr	Scored Mark		Date	Pl. Pts.	Bonus	TOTAL
Scored bests come from CURRENT season									
▶ 400m	7	Izaiah BROWN	FR	45.51		4/22/16	18	1.43	19.43
▶ 400m	12	Jermaine GRIFFITH	JR	45.76		4/22/16	9	0.89	9.89
▶ 4x400	48	Knox, Griffith, Dunbar, Brown		3:09.77		4/28/16	0.05	0.00	0.05
▶ LJ	32	Corey CRAWFORD	SR	7.65m	25-1¼ (0.3)	4/28/16	0.6	0.00	0.60
▶ HT	29	Joseph VELEZ	SR	64.99m	213-2	3/31/16	0.75	0.05	0.80
▶ JAV	23	Chris MIRABELLI	SO	71.98m	236-2	4/15/16	1.5	0.27	1.77
Team Total									32.54

73



Western Kentucky

Conference USA

▼ 18

Event	Scrd As	Athlete	Yr	Scored Mark		Date	Pl. Pts.	Bonus	TOTAL
Scored bests come from CURRENT season									
▶ 100m	25	Julius MORRIS	SO	10.29w	(2.7)	4/14/16	0.95	0.30	1.25
▶ 100m	61	Emmanuel DASOR	SR	10.38	(1.9)	4/21/16		0.01	0.01
▶ 200m	43	Julius MORRIS	SO	20.78w	(2.7)	4/14/16	0.175	0.10	0.28
▶ 200m	46	Emmanuel DASOR	SR	20.82	(1.6)	4/14/16	0.1	0.03	0.13
▶ 400m	43	Emmanuel DASOR	SR	46.55		4/8/16	0.175	0.03	0.21
▶ 110H	25	Vincent WYATT	SR	13.81w	(2.3)	3/31/16	0.95	0.33	1.28
▶ 4x100	21	Dasor, King, Morris, Sears		39.66		4/14/16	2.5	0.61	3.11
▶ 4x400	35	Redwine, Dasor, Sears, Seged		3:08.74		4/28/16	0.45	0.12	0.57
▶ HJ	11	Keenon LAINE	FR	2.20m	7-2½	4/15/16	10	0.92	10.92
▶ SP	38	Nick DEMALINE	SO	18.38m	60-3¼	3/25/16	0.3	0.00	0.30
▶ JAV	10	Tomas GUERRA	SR	74.46m	244-3	3/25/16	12	0.85	12.85
Team Total								30.90	

74



Illinois State

Missouri Valley Conference

▼ 2

Event	Scrd As	Athlete	Yr	Scored Mark	Date	Pl. Pts.	Bonus	TOTAL
Scored bests come from CURRENT season								
▶ 400m	29	Anderson DEVONISH	JR	46.32	4/8/16	0.75	0.22	0.97
▶ 4x400	34	Montgomery, Hamilton, Lewis, Devonish		3:08.61	5/6/16	0.5	0.14	0.64
Scored bests come from PRE-SEASON DATA								
▶ 5000m	30	Ryan RUTHERFORD	RS15	13:49.99	4/18/14	0.7	0.25	0.95
▶ 10k	3	Ryan RUTHERFORD	RS15	28:41.23	4/4/14	26	1.65	27.65
Team Total								30.22

75



Villanova

BIG EAST Conference

unch

Event	Scrd As	Athlete	Yr	Scored Mark	Date	Pl. Pts.	Bonus	TOTAL
Scored bests come from CURRENT season								
▶ 1500m	48	Jordan WILLIAMSZ	SR	3:43.46	3/31/16	0.05	0.16	0.21
▶ 5000m	3	Patrick TIERNAN	SR	13:25.78	5/1/16	26	2.25	28.25
Team Total								28.46

"Scrd As", short for "Scored As", Standing used for place points portion of performance's score combining preseason data (when applied) to current season data

Numbers in BLACK are both the performance's actual NCAA rank AND "scored as" rank Numbers in RED indicate actual NCAA rank does not exist or is worse than "scored as" rank Numbers in BLUE indicate actual NCAA rank is better than "scored as" rank

USTFCCCA Non-Member Non-Member Schools Will NOT be ranked, beginning Week 2





# USTFCCCA NCAA Division I National Team Computer Rankings

as of 5/9/2016 8:46:20 AM

## 2016 Outdoor Track & Field, Week #6

Only those who score >0.01 pts are shown  
D denotes multiple-event rule in affect

### MEN

# 76



## Youngstown State

### Horizon League

# 1

Event	Scrd As	Athlete	Yr	Scored Mark	Date	Pl. Pts.	Bonus	TOTAL
Scored bests come from CURRENT season								
Steeple	34	Austin MCLEAN	SR	8:52.28	4/1/16	0.5	0.11	0.61
110H	39	Chad ZALLOW	FR	13.92 (1.2)	3/31/16	0.275	0.05	0.32
HJ	36	Arnaldo MORALES	JR	2.15m 7-½	4/15/16	0.4	0.02	0.42
HT	4	Conner NEU	SR	70.96m 232-9	4/2/16	24	1.99	25.99
Team Total								27.34

# 77



## Indiana

### Big Ten Conference

# 17

Event	Scrd As	Athlete	Yr	Scored Mark	Date	Pl. Pts.	Bonus	TOTAL
Scored bests come from CURRENT season								
800m	9	Daniel KUHN	SO	1:46.69	3/25/16	14	0.99	14.99
1500m	68	Rorey HUNTER	SR	3:44.20	3/25/16	0.05	0.05	0.05
Steeple	31	Jason CRIST	JR	8:51.59	4/23/16	0.65	0.15	0.80
Steeple	36	Joshua ROCHE	SR	8:52.77	4/28/16	0.4	0.07	0.47
Steeple	47	Eric CLAXTON	SO	8:55.35	4/28/16	0.075	0.00	0.08
5000m	31	Rorey HUNTER	SR	13:50.09	4/1/16	0.65	0.25	0.90
400H	44	Zach REITZUG	JR	51.61	4/23/16	0.15	0.07	0.22
4x400	33	Kuhn, Roach, Reitzug, Manley		3:08.58	5/6/16	0.55	0.15	0.70
SP	13	Willie MORRISON	FR	19.17m 62-10½	5/6/16	8	0.68	8.68
HT	48	Andrew MILLER	SO	63.35m 207-10	4/23/16	0.05	0.00	0.05
Scored bests come from PRE-SEASON DATA								
DEC	46	Stephen KELLER	SR	7,149	3/25/15	0.1	0.00	0.10
Team Total								27.03

# 78



## LIU Brooklyn

### Northeast Conference

# 6

Event	Scrd As	Athlete	Yr	Scored Mark	Date	Pl. Pts.	Bonus	TOTAL
Scored bests come from CURRENT season								
100m	19	Brendon RODNEY	SR	10.27w (2.4)	5/7/16	3.5	0.36	3.86
200m	23	Brendon RODNEY	SR	20.63 (0.6)	4/22/16	1.5	0.41	1.91
400m	18	Brendon RODNEY	SR	45.96	3/31/16	4	0.55	4.55
400H	9	Mica-Jonathan PETIT-HOMME	SR	50.55	3/31/16	14	1.02	15.02
4x100	42	Cue, Rodney, Davis, Rodney		40.24	4/28/16	0.2	0.00	0.20
4x400	31	Bunion, Rodney, Petit-Homme, McLean		3:08.13	3/25/16	0.65	0.23	0.88
Team Total								26.42

# 79



## Long Beach State

### Big West Conference

# 6

Event	Scrd As	Athlete	Yr	Scored Mark	Date	Pl. Pts.	Bonus	TOTAL
Scored bests come from CURRENT season								
4x400	43	Briggs, McCloskey, Perez-Rogers, York-Mouton		3:09.23	3/18/16	0.175	0.03	0.21
PV	19	Michael MONTGOMERY	SR	5.33m 17-5½	4/14/16	3.5	0.35	3.85
PV	19	Conner ROUSE	SR	5.33m 17-5½	4/14/16	3.5	0.35	3.85
LJ	12	Willie ALEXANDER	SR	7.87m 25-10 (0.5)	3/18/16	9	1.02	10.02
LJ	36	Kemonie BRIGGS	FR	7.64m 25-½ (-0.4)	4/15/16	0.4	0.00	0.40
DISC	18	James HUBBARD	JR	57.96m 190-2	3/18/16	4	0.37	4.37
HT	23	Robert MARLOW	JR	65.59m 215-2	3/18/16	1.5	0.19	1.69
HT	26	Kody ROBISON	SR	65.25m 214-1	3/18/16	0.9	0.11	1.01
HT	49	James HUBBARD	JR	63.27m 207-7	4/29/16	0.025	0.00	0.03
DEC	34	Herman DAY	SO	7,249	3/24/16	0.5	0.00	0.50
Team Total								25.93

"Scrd As", short for "Scored As", Standing used for place points portion of performance's score combining preseason data (when applied) to current season data

Numbers in BLACK are both the performance's actual NCAA rank AND "scored as" rank Numbers in RED indicate actual NCAA rank does not exist or is worse than "scored as" rank Numbers in BLUE indicate actual NCAA rank is better than "scored as" rank

USTFCCCA Non-Member

Non-Member Schools Will NOT be ranked, beginning Week 2



## 2016 Outdoor Track &amp; Field, Week #6

Only those who score >0.01 pts are shown  
D denotes multiple-event rule in affect

## MEN

80



Bethune-Cookman

▼ 4

Mid-Eastern Athletic Conference

Event	Scrd As	Athlete	Yr	Scored Mark	Date	Pl. Pts.	Bonus	TOTAL
Scored bests come from CURRENT season								
400m	37	Jonathan MOORE	SO	46.48	3/25/16	0.35	0.09	0.44
800m	46	Jonathan MOORE	SO	1:48.60	3/18/16	0.1	0.00	0.10
110H	44	Malik LEWIS	JR	13.97w (3.8)	5/5/16	0.15	0.00	0.15
HJ	7	Ed'Ricus WILLIAMS	JR	2.21m 7-3	3/31/16	18	1.21	19.21
LJ	30	Kenneth FISHER	JR	7.68m 25-2½ (1.0)	5/5/16	0.7	0.03	0.73
LJ	43	Nicholas WILLIAMS	SR	7.62m 25-0 (1.2)	5/5/16	0.175	0.00	0.17
TJ	18	Michael TILLER	JR	15.97m 52-4½ (1.6)	3/25/16	4	0.68	4.68
Team Total								25.49

81



Oklahoma State

▼ 2

Big 12 Conference

Event	Scrd As	Athlete	Yr	Scored Mark	Date	Pl. Pts.	Bonus	TOTAL
Scored bests come from CURRENT season								
100m	8	John TEETERS	JR	10.16 (2.0)	4/22/16	16	1.08	17.08
800m	38	Tre'Tez KINNAIRD	JR	1:48.43	4/14/16	0.3	0.00	0.30
1500m	16	Joshua THOMPSON	JR	3:41.88	4/22/16	5	0.52	5.52
5000m	33	Cerake GEBERKIDANE	FR	13:51.79	4/1/16	0.55	0.18	0.73
5000m	45	Craig NOWAK	JR	13:54.37	4/22/16	0.125	0.08	0.21
4x100	31	Brewer-Johnson, Selph, Grogan, Jackson		39.98	4/9/16	0.65	0.18	0.83
Team Total								24.67

82



Georgetown

▲ 1

BIG EAST Conference

Event	Scrd As	Athlete	Yr	Scored Mark	Date	Pl. Pts.	Bonus	TOTAL
Scored bests come from CURRENT season								
800m	8	Joseph WHITE	SO	1:46.67	4/22/16	16	1.00	17.00
800m	39	Ahmed BILE	JR	1:48.48	4/8/16	0.275	0.00	0.28
1500m	70	Ahmed BILE	JR	3:44.22	5/6/16		0.05	0.05
1500m	75	Cole WILLIAMS	SR	3:44.35	4/22/16		0.03	0.03
Steeple	16	Darren FAHY	JR	8:46.26	4/22/16	5	0.53	5.53
Steeple	44	Scott CARPENTER	SO	8:54.94	4/22/16	0.15	0.00	0.15
Scored bests come from PRE-SEASON DATA								
10k	25	Jonathan GREEN	SO	29:06.52	4/16/15	0.95	0.38	1.33
Team Total								24.36

83



Duke

▼ 1

Atlantic Coast Conference

Event	Scrd As	Athlete	Yr	Scored Mark	Date	Pl. Pts.	Bonus	TOTAL
Scored bests come from CURRENT season								
10k	6	Shaun THOMPSON	SR	28:47.48	4/14/16	20	1.30	21.30
JAV	22	Thomas LANG	SR	72.29m 237-2	4/15/16	2	0.35	2.35
Scored bests come from PRE-SEASON DATA								
DEC	31	Tanner JOHNSON	SO	7,281	5/14/15	0.65	0.00	0.65
Team Total								24.29

84



North Dakota State

▼ 3

The Summit League

Event	Scrd As	Athlete	Yr	Scored Mark	Date	Pl. Pts.	Bonus	TOTAL
Scored bests come from CURRENT season								
SP	18	Alex RENNER	JR	19.01m 62-4½	4/15/16	4	0.49	4.49
SP	42	Brandt BERGHUIS	SR	18.32m 60-1¼	4/22/16	0.2	0.00	0.20
SP	48	Conrad SCHWARZKOPF	JR	18.23m 59-9½	4/22/16	0.05	0.00	0.05
JAV	7	Matti MORTIMORE	JR	75.79m 248-8	4/9/16	18	1.34	19.34
JAV	45	Quinn BAUMANN	JR	67.34m 220-11	4/9/16	0.125	0.00	0.13
JAV	47	Austin SCHMIDT	SO	67.12m 220-2	4/1/16	0.075	0.00	0.08
Team Total								24.27

85



UMKC

unch

Western Athletic Conference

Event	Scrd As	Athlete	Yr	Scored Mark	Date	Pl. Pts.	Bonus	TOTAL
Scored bests come from CURRENT season								
Steeple	5	Bryce MILLER	JR	8:38.59	5/1/16	22	1.64	23.64
Team Total								23.64

86



East Carolina

▼ 6

American Athletic Conference

Event	Scrd As	Athlete	Yr	Scored Mark	Date	Pl. Pts.	Bonus	TOTAL
Scored bests come from CURRENT season								
HJ	5	Avion JONES	SR	2.22m 7-3¼	4/22/16	22	1.50	23.50
Team Total								23.50

"Scrd As", short for "Scored As", Standing used for place points portion of performance's score combining preseason data (when applied) to current season data

Numbers in BLACK are both the performance's actual NCAA rank AND "scored as" rank Numbers in RED indicate actual NCAA rank does not exist or is worse than "scored as" rank Numbers in BLUE indicate actual NCAA rank is better than "scored as" rank

USTFCCCA Non-Member Non-Member Schools Will NOT be ranked, beginning Week 2



# USTFCCCA NCAA Division I National Team Computer Rankings

as of 5/9/2016 8:46:21 AM

## 2016 Outdoor Track & Field, Week #6

Only those who score >0.01 pts are shown  
D denotes multiple-event rule in affect

### MEN

# 87



## Stephen F. Austin

### Southland Conference

# ▼ 1

Event	Scrd As	Athlete	Yr	Scored Mark	Date	Pl. Pts.	Bonus	TOTAL
Scored bests come from CURRENT season								
100m	54	Aaron PIPER	SO	10.37w (3.7)	5/6/16		0.04	0.04
400m	31	My'Lik KERLEY	SO	46.40	4/23/16	0.65	0.16	0.81
400H	24	Kerry GLEASON	SO	51.20	4/14/16	1	0.32	1.32
4x400	10	Sharp, Gibson, Moore, Kerley		3:06.17	3/30/16	12	0.84	12.84
PV	14	Cameron MEYER	SR	5.37m 17-7½	3/24/16	7	0.55	7.55
PV	46	Daven MURPHREE	JR	5.20m 17-¾	5/6/16	0.1	0.00	0.10
Team Total								22.66

# 88



## Arizona State

### Pac-12 Conference

# ▼ 10

Event	Scrd As	Athlete	Yr	Scored Mark	Date	Pl. Pts.	Bonus	TOTAL
Scored bests come from CURRENT season								
100m	48	Isiah UNDERWOOD	SR	10.36 (1.6)	3/18/16	0.05	0.07	0.12
100m	61	Reggie LEWIS	SR	10.38 (1.1)	4/8/16		0.01	0.01
Steeple	24	CJ ALBERTSON	JR	8:48.50	3/25/16	1	0.37	1.37
4x100	16	James, Underwood, Hasson, Lewis		39.55	4/8/16	5	0.82	5.82
PV	46	Nathan HEITT	JR	5.20m 17-¾	4/8/16	0.1	0.00	0.10
LJ	36	Tim WHITE	JR	7.64m 25-¾ (1.6)	4/30/16	0.4	0.00	0.40
TJ	22	Josh DIXON	SR	15.83mw 51-11¼ (2.9)	4/14/16	2	0.34	2.34
TJ	23	Tim WHITE	JR	15.81m 51-10½ (-1.2)	4/30/16	1.5	0.30	1.80
SP	19	Thomas ANDERSON	JR	18.90m 62-¾	4/14/16	3.5	0.35	3.85
SP	44	Ahmed HASSAN	SR	18.28m 59-11¼	4/30/16	0.15	0.00	0.15
DISC	23	Kyle LONG	JR	57.32m 188-0	4/8/16	1.5	0.18	1.68
JAV	19	Hudson KEFFER	FR	73.08m 239-9	4/30/16	3.5	0.53	4.03
Scored bests come from PRE-SEASON DATA								
5000m	34	Ryan HERSON	SR	13:51.82	4/16/15	0.5	0.18	0.68
Team Total								22.36

# 89



## Southern Miss

### Conference USA

# ▼ 1

Event	Scrd As	Athlete	Yr	Scored Mark	Date	Pl. Pts.	Bonus	TOTAL
Scored bests come from CURRENT season								
400m	19	Elbert ROGERS	SR	45.98	4/30/16	3.5	0.51	4.01
JAV	8	Emron GIBBS	SR	75.72m 248-5	4/23/16	16	1.31	17.31
JAV	28	Thomas PETERS	SO	70.44m 231-1	3/25/16	0.8	0.00	0.80
Team Total								22.12

# 90



## Yale

### Ivy League

# unch

Event	Scrd As	Athlete	Yr	Scored Mark	Date	Pl. Pts.	Bonus	TOTAL
Scored bests come from CURRENT season								
1500m	6	James RANDON	JR	3:40.15	4/22/16	20	1.18	21.18
Steeple	42	Duncan TOMLIN	SR	8:54.59	4/22/16	0.2	0.00	0.20
Team Total								21.38

# 91



## South Dakota

### The Summit League

# ▲ 4

Event	Scrd As	Athlete	Yr	Scored Mark	Date	Pl. Pts.	Bonus	TOTAL
Scored bests come from CURRENT season								
100m	61	Gawain WILLIAMS	SO	10.38w (3.4)	4/27/16		0.01	0.01
110H	8	Teivaskie LEWIN	SR	13.59w (3.7)	4/15/16	16	1.25	17.25
4x100	36	Thony, Lewin, O'Connell, Williams		40.15	3/18/16	0.4	0.02	0.42
PV	21	Jake DAVID	SO	5.32m 17-5½	5/7/16	2.5	0.31	2.81
PV	39	Peter CHAPMAN	SR	5.22m 17-1½	4/19/16	0.275	0.00	0.28
SP	32	Kyle MCKELVEY	SR	18.52m 60-9¼	5/7/16	0.6	0.00	0.60
Team Total								21.37

# 92



## Jackson State

### Southwestern Athletic Conference

# ▲ 31

Event	Scrd As	Athlete	Yr	Scored Mark	Date	Pl. Pts.	Bonus	TOTAL
Scored bests come from CURRENT season								
100m	10	Bentrell MCGEE	SR	10.19w (3.3)	5/6/16	12	0.85	12.85
200m	16	Bentrell MCGEE	SR	20.57 (-0.6)	5/6/16	D	5	0.62
110H	16	Bentrell MCGEE	SR	13.73 (1.8)	3/17/16	5	0.53	5.53
Team Total								21.00

"Scrd As", short for "Scored As", Standing used for place points portion of performance's score combining preseason data (when applied) to current season data

Numbers in BLACK are both the performance's actual NCAA rank AND "scored as" rank Numbers in RED indicate actual NCAA rank does not exist or is worse than "scored as" rank Numbers in BLUE indicate actual NCAA rank is better than "scored as" rank

USTFCCCA Non-Member Non-Member Schools Will NOT be ranked, beginning Week 2



# USTFCCCA NCAA Division I National Team Computer Rankings

as of 5/9/2016 8:46:21 AM

## 2016 Outdoor Track & Field, Week #6

Only those who score >0.01 pts are shown  
D denotes multiple-event rule in affect

### MEN

93



SIUE

Ohio Valley Conference

▼ 4

Event	Scrd As	Athlete	Yr	Scored Mark	Date	Pl. Pts.	Bonus	TOTAL
Scored bests come from CURRENT season								
HJ	24	Julian HARVEY	JR	2.17m	7-1½	3/25/16	1 0.32	1.32
LJ	7	Julian HARVEY	JR	7.91mw	25-11½ (2.1)	3/25/16	18 1.41	19.41
Team Total								20.73

94



Wichita State

Missouri Valley Conference

▲ 4

Event	Scrd As	Athlete	Yr	Scored Mark	Date	Pl. Pts.	Bonus	TOTAL
Scored bests come from CURRENT season								
1500m	76	Ugis JOCIS	JR	3:44.39	4/1/16		0.02	0.02
LJ	26	Jared BELARDO	FR	7.73mw	25-4½ (2.4)	4/13/16	0.9 0.25	1.15
LJ	28	Hunter VEITH	SO	7.69mw	25-2½ (3.0)	4/13/16	0.8 0.08	0.88
TJ	11	Jared BELARDO	FR	16.01mw	52-6½ (2.7)	4/13/16	10 0.83	10.83
HT	44	Weston COTTRELL	SR	63.83m	209-5	5/6/16	0.15 0.00	0.15
JAV	17	Damien ODLE	JR	73.36m	240-8	5/6/16	4.5 0.59	5.09
JAV	29	Dylan REIMER	SR	70.23m	230-5	3/25/16	0.75 0.00	0.75
JAV	44	Chase POTE	SR	67.63m	221-10	5/6/16	0.15 0.00	0.15
DEC	27	Hunter VEITH	SO	7,300	4/13/16	0.85 0.00		0.85
Scored bests come from PRE-SEASON DATA								
10k	51	Brady JOHNSON	JR	29:21.39	4/8/15		0.04	0.04
Team Total								19.91

95



California

Pac-12 Conference

▼ 8

Event	Scrd As	Athlete	Yr	Scored Mark	Date	Pl. Pts.	Bonus	TOTAL
Scored bests come from CURRENT season								
800m	19	Eugene HAMILTON III	JR	1:47.24	3/25/16	3.5 0.60		4.10
Steeple	46	Kai BENEDICT	FR	8:55.30	5/1/16	0.1 0.00		0.10
110H	20	Ashtyn DAVIS	SO	13.76	(0.6)	4/1/16	3 0.46	3.46
HJ	28	Noel FRAZIER	SR	2.16m	7-1	4/9/16	0.8 0.17	0.97
SP	11	Peter SIMON	SO	19.30m	63-4	5/1/16	10 0.83	10.83
SP	49	Sullivan PARKER	SR	18.22m	59-9½	3/18/16	0.025 0.00	0.03
HT	41	Isaac DAN	SR	64.26m	210-10	3/25/16	0.225 0.00	0.22
JAV	42	Scott CHIESA	SR	67.69m	222-1	4/9/16	0.2 0.00	0.20
Team Total								19.90

96



Colorado State

Mountain West Conference

▼ 3

Event	Scrd As	Athlete	Yr	Scored Mark	Date	Pl. Pts.	Bonus	TOTAL
Scored bests come from CURRENT season								
100m	34	Josh DELOACH	SR	10.32w	(3.5)	4/8/16	0.5 0.20	0.70
5000m	39	Cole ROCKHOLD	FR	13:53.30		4/14/16	0.275 0.12	0.40
SP	8	Mostafa HASSAN	SO	19.69m	64-7¼	4/8/16	16 1.52	17.52
SP	44	Tyler SCHULTZ	SR	18.28m	59-11¼	5/6/16	0.15 0.00	0.15
Scored bests come from PRE-SEASON DATA								
DEC	29	Josh COGDILL	JR	7,294	5/13/15	0.75 0.00		0.75
Team Total								19.52

97



Boston University

Patriot League

▲ 9

Event	Scrd As	Athlete	Yr	Scored Mark	Date	Pl. Pts.	Bonus	TOTAL
Scored bests come from CURRENT season								
200m	15	Cameron WILLIAMS	JR	20.56	(0.0)	5/6/16	6 0.66	6.66
800m	40	Ethan HOMAN	JR	1:48.52	4/22/16	0.25 0.00		0.25
1500m	25	Alexander SEAL	FR	3:42.35	4/22/16	0.95 0.38		1.33
4x100	43	Nurse, Williams, Love, Lagerberg		40.25	5/6/16	0.175 0.00		0.18
TJ	11	David OLUWADARA	JR	16.01m	52-6½ (1.3)	3/30/16	10 0.83	10.83
Team Total								19.24

98



Northern Iowa

Missouri Valley Conference

▲ 3

Event	Scrd As	Athlete	Yr	Scored Mark	Date	Pl. Pts.	Bonus	TOTAL
Scored bests come from CURRENT season								
100m	19	Brandon CARNES	JR	10.27w	(3.2)	4/15/16	3.5 0.36	3.86
SP	10	Justin BAKER	SR	19.36m	63-6¼	5/6/16	12 0.90	12.90
HT	31	Justin BAKER	SR	64.83m	212-8	4/27/16	0.65 0.01	0.66
Team Total								17.42

"Scrd As", short for "Scored As", Standing used for place points portion of performance's score combining preseason data (when applied) to current season data

Numbers in BLACK are both the performance's actual NCAA rank AND "scored as" rank Numbers in RED indicate actual NCAA rank does not exist or is worse than "scored as" rank Numbers in BLUE indicate actual NCAA rank is better than "scored as" rank

USTFCCCA Non-Member

Non-Member Schools Will NOT be ranked, beginning Week 2



# USTFCCCA NCAA Division I National Team Computer Rankings

as of 5/9/2016 8:46:21 AM

## 2016 Outdoor Track & Field, Week #6

Only those who score >0.01 pts are shown  
D denotes multiple-event rule in affect

### MEN

99



UTEP

Conference USA

▼ 3

Event	Scrd As	Athlete	Yr	Scored Mark	Date	Pl. Pts.	Bonus	TOTAL
Scored bests come from CURRENT season								
800m	13	Jonah KOECH	FR	1:46.84	4/23/16	8	0.88	8.88
1500m	39	Jonah KOECH	FR	3:42.98c 4:00.82(1)	3/30/16	0.275	0.23	0.51
JAV	14	Rasmus MAUKONEN	SO	73.64m 241-7	3/26/16	7	0.66	7.66
Team Total								17.05

100



Milwaukee

Horizon League

▼ 9

Event	Scrd As	Athlete	Yr	Scored Mark	Date	Pl. Pts.	Bonus	TOTAL
Scored bests come from CURRENT season								
110H	11	Nate POZOLINSKI	JR	13.66 (1.0)	4/21/16	10	0.89	10.89
HJ	16	Brett POZOLINSKI	SR	2.19m 7-2½	4/21/16	5	0.64	5.64
Team Total								16.52

101



Michigan State

Big Ten Conference

▼ 2

Event	Scrd As	Athlete	Yr	Scored Mark	Date	Pl. Pts.	Bonus	TOTAL
Scored bests come from CURRENT season								
10k	50	Clark RUIZ	JR	29:20.21	3/25/16	0.01	0.06	0.07
400H	37	David WASHINGTON	SR	51.46	4/15/16	0.35	0.16	0.51
PV	42	Noah GARY	SO	5.21m 17-1	4/15/16	0.2	0.00	0.20
HT	35	Connor KOSTRZEWA	SR	64.62m 212-0	4/28/16	0.45	0.00	0.45
HT	47	Vinny GJOAJ	JR	63.44m 208-1	3/31/16	0.075	0.00	0.08
Scored bests come from PRE-SEASON DATA								
DEC	9	Tim EHRHARDT	JR	7,677	6/13/15	14	0.88	14.88
Team Total								16.19

102



Utah Valley

Western Athletic Conference

▼ 5

Event	Scrd As	Athlete	Yr	Scored Mark	Date	Pl. Pts.	Bonus	TOTAL
Scored bests come from CURRENT season								
100m	37	Nicholas TAYLOR	SR	10.33cA 10.30 (2.0)	4/21/16	0.35	0.17	0.52
200m	28	Nicholas TAYLOR	SR	20.65w (2.2)	4/14/16	0.8	0.34	1.14
Steeple	10	Trac NORRIS	SR	8:40.88	4/14/16	12	1.25	13.25
Team Total								14.91

103



Pittsburgh

Atlantic Coast Conference

unch

Event	Scrd As	Athlete	Yr	Scored Mark	Date	Pl. Pts.	Bonus	TOTAL
Scored bests come from CURRENT season								
110H	46	Desmond PALMER	JR	13.99w (3.4)	3/31/16	0.1	0.00	0.10
400H	11	Desmond PALMER	JR	50.58	4/8/16	10	0.98	10.98
4x400	20	Taylor, Tate, Slay, Palmer		3:06.97	4/22/16	3	0.54	3.54
Team Total								14.62

104



Illinois

Big Ten Conference

▲ 1

Event	Scrd As	Athlete	Yr	Scored Mark	Date	Pl. Pts.	Bonus	TOTAL
Scored bests come from CURRENT season								
10k	31	Ian BARNETT	SR	29:10.83	4/1/16	0.65	0.23	0.88
110H	18	Cam VINEY	SR	13.75 (0.6)	4/1/16	4	0.48	4.48
400H	13	Cam VINEY	SR	50.66	4/23/16	8	0.88	8.88
Team Total								14.24

105




Campbell

Big South Conference

▲ 5

Event	Scrd As	Athlete	Yr	Scored Mark	Date	Pl. Pts.	Bonus	TOTAL
Scored bests come from CURRENT season								
10k	11	Amon TERER	SR	28:54.42	4/14/16	10	0.91	10.91
10k	32	Lawrence KIPKOECH	SO	29:11.00	3/25/16	0.6	0.23	0.83
HJ	46	Davian RHODES	JR	2.14m 7-½	4/15/16	0.1	0.00	0.10
Scored bests come from PRE-SEASON DATA								
5000m	42	Lawrence KIPKOECH	SO	13:53.97	4/17/15	0.2	0.10	0.30
Team Total								12.14

106



North Florida

Atlantic Sun Conference

▼ 6

Event	Scrd As	Athlete	Yr	Scored Mark	Date	Pl. Pts.	Bonus	TOTAL
Scored bests come from CURRENT season								
1500m	28	Nick MORKEN	SO	3:42.56	3/31/16	0.8	0.32	1.12
HJ	11	Bobby HARRIS	SO	2.20m 7-2½	4/15/16	10	0.92	10.92
Team Total								12.04

"Scrd As", short for "Scored As", Standing used for place points portion of performance's score combining preseason data (when applied) to current season data

Numbers in BLACK are both the performance's actual NCAA rank AND "scored as" rank Numbers in RED indicate actual NCAA rank does not exist or is worse than "scored as" rank Numbers in BLUE indicate actual NCAA rank is better than "scored as" rank

USTFCCCA Non-Member Non-Member Schools Will NOT be ranked, beginning Week 2





## 2016 Outdoor Track &amp; Field, Week #6

Only those who score >0.01 pts are shown  
D denotes multiple-event rule in affect

## MEN

107



Morgan State

▲ 50

Mid-Eastern Athletic Conference

Event	Scrd As	Athlete	Yr	Scored Mark	Date	Pl. Pts.	Bonus	TOTAL
-------	---------	---------	----	-------------	------	----------	-------	-------

## Scored bests come from CURRENT season

▶ 400m	11	Joel ROBERSON	JR	45.66	5/5/16	10	1.07	11.07
▶ 4x400	30	Roberson, St. Louis, Johnson, Johnson		3:08.06	3/31/16	0.7	0.25	0.95

Team Total 12.01

108



Portland

▲ 3

West Coast Conference

Event	Scrd As	Athlete	Yr	Scored Mark	Date	Pl. Pts.	Bonus	TOTAL
-------	---------	---------	----	-------------	------	----------	-------	-------

## Scored bests come from CURRENT season

▶ 1500m	53	William KINCAID	SR	3:43.65	4/14/16		0.13	0.13
▶ 1500m	59	Jeff THIES	SO	3:43.88	4/14/16		0.10	0.10
▶ 5000m	25	Reid BUCHANAN	SR	13:48.56	5/1/16	0.95	0.30	1.25
▶ 10k	14	Timo GOEHLER	SR	28:57.27	4/1/16	7	0.75	7.75
▶ 10k	24	Alex DILLARD	JR	29:05.98	4/1/16	1	0.40	1.40

## Scored bests come from PRE-SEASON DATA

▶ 5000m	24	William KINCAID	SR	13:48.27	5/23/15	1	0.31	1.31
---------	----	-----------------	----	----------	---------	---	------	------

Team Total 11.94

109



Marquette

▼ 7

BIG EAST Conference

Event	Scrd As	Athlete	Yr	Scored Mark	Date	Pl. Pts.	Bonus	TOTAL
-------	---------	---------	----	-------------	------	----------	-------	-------

## Scored bests come from CURRENT season

▶ HJ	11	Wally ELLENSON	SR	2.20m	7-2½	4/9/16	10	0.92	10.92
▶ JAV	33	John KRZYSZKOWSKI	JR	69.39m	227-8	4/23/16	0.55	0.00	0.55

Team Total 11.47

110



Cincinnati

▼ 6

American Athletic Conference

Event	Scrd As	Athlete	Yr	Scored Mark	Date	Pl. Pts.	Bonus	TOTAL
-------	---------	---------	----	-------------	------	----------	-------	-------

## Scored bests come from CURRENT season

▶ PV	11	Adrian VALLES	SO	5.45m	17-10½	5/7/16	10	1.10	11.10
------	----	---------------	----	-------	--------	--------	----	------	-------

Team Total 11.10

111



Drake

▼ 4

Missouri Valley Conference

Event	Scrd As	Athlete	Yr	Scored Mark	Date	Pl. Pts.	Bonus	TOTAL
-------	---------	---------	----	-------------	------	----------	-------	-------

## Scored bests come from CURRENT season

▶ 100m	17	Pierce VINCENT	SR	10.26w	(3.4)	4/27/16	4.5	0.40	4.90
▶ Steeple	18	Robert MCCANN	JR	8:47.35		4/1/16	4	0.45	4.45
▶ 10k	29	Reed FISCHER	SO	29:09.86		4/14/16	0.75	0.26	1.01
▶ 4x100	41	Owens, Shelton, Chier, Vincent		40.23		3/25/16	0.225	0.00	0.23

Team Total 10.58

112



Miami (Fla.)

▼ 4

Atlantic Coast Conference

Event	Scrd As	Athlete	Yr	Scored Mark	Date	Pl. Pts.	Bonus	TOTAL
-------	---------	---------	----	-------------	------	----------	-------	-------

## Scored bests come from CURRENT season

▶ 400m	48	Henri DELAUZE	SO	46.58		4/22/16	0.05	0.00	0.05
▶ 4x400	49	Delauze, Dodo, Mullings, Ryan		3:09.96		4/30/16	0.025	0.00	0.03
▶ TJ	25	John-Patrick FRIDAY	SR	15.80m	51-10 (0.6)	4/22/16	0.95	0.28	1.23
▶ SP	15	Isaiah SIMMONS	JR	19.11m	62-8½	4/30/16	6	0.61	6.61
▶ SP	25	Gian RAGONESI	JR	18.78m	61-7½	3/25/16	0.95	0.21	1.16
▶ DISC	25	Gian RAGONESI	JR	57.13m	187-5	4/8/16	0.95	0.12	1.07
▶ HT	46	Carlos MANGUM	JR	63.58m	208-7	3/18/16	0.1	0.00	0.10

Team Total 10.25

113



Furman

▼ 1

Southern Conference

Event	Scrd As	Athlete	Yr	Scored Mark	Date	Pl. Pts.	Bonus	TOTAL
-------	---------	---------	----	-------------	------	----------	-------	-------

## Scored bests come from CURRENT season

▶ Steeple	12	Troy REEDER	SO	8:41.94	5/1/16	9	1.10	10.10
-----------	----	-------------	----	---------	--------	---	------	-------

Team Total 10.10

114



UMBC

▲ 1

America East Conference

Event	Scrd As	Athlete	Yr	Scored Mark	Date	Pl. Pts.	Bonus	TOTAL
-------	---------	---------	----	-------------	------	----------	-------	-------

## Scored bests come from CURRENT season

▶ JAV	12	Vincent RENTZSCH	SR	74.28m	243-8	3/25/16	9	0.81	9.81
-------	----	------------------	----	--------	-------	---------	---	------	------

Team Total 9.81

"Scrd As", short for "Scored As", Standing used for place points portion of performance's score combining preseason data (when applied) to current season data

Numbers in BLACK are both the performance's actual NCAA rank AND "scored as" rank Numbers in RED indicate actual NCAA rank does not exist or is worse than "scored as" rank Numbers in BLUE indicate actual NCAA rank is better than "scored as" rank

USTFCCCA Non-Member Non-Member Schools Will NOT be ranked, beginning Week 2





## 2016 Outdoor Track &amp; Field, Week #6

Only those who score >0.01 pts are shown  
D denotes multiple-event rule in affect

## MEN

115



Central Michigan

Mid-American Conference

▲ 1

Event	Scrd As	Athlete	Yr	Scored Mark	Date	Pl. Pts.	Bonus	TOTAL
Scored bests come from CURRENT season								
4x400	45	Huertas, Dutkiewicz, Hayes, Vasquez		3:09.50	4/27/16	0.125	0.00	0.13
DISC	13	Cole WALDERZAK	SR	59.00m	193-7	3/31/16	8	0.68 8.68
HT	32	Cole WALDERZAK	SR	64.71m	212-3	4/22/16	0.6	0.00 0.60
Team Total								9.40

116



Boise State

Mountain West Conference

▲ 10

Event	Scrd As	Athlete	Yr	Scored Mark	Date	Pl. Pts.	Bonus	TOTAL
Scored bests come from CURRENT season								
1500m	36	David ELLIOTT	SR	3:42.76	4/22/16	0.4	0.26	0.66
5000m	16	David ELLIOTT	SR	13:42.17	4/1/16	5	0.66	5.66
400H	21	Fernando MARTINEZ	JR	51.05	4/29/16	2.5	0.41	2.91
Team Total								9.24

117



William and Mary

Colonial Athletic Association

▼ 3

Event	Scrd As	Athlete	Yr	Scored Mark	Date	Pl. Pts.	Bonus	TOTAL
Scored bests come from CURRENT season								
Steeple	20	Ryan GOUSSE	SR	8:47.76	4/22/16	3	0.42	3.42
PV	46	Derek O'CONNELL	SR	5.20m	17-¾	3/18/16	0.1	0.00 0.10
HT	16	Brian WATERFIELD	SR	66.87m	219-4	4/15/16	5	0.50 5.50
Team Total								9.02

118



South Dakota State

The Summit League

unch

Event	Scrd As	Athlete	Yr	Scored Mark	Date	Pl. Pts.	Bonus	TOTAL
Scored bests come from CURRENT season								
10k	13	Joel REICHOW	JR	28:55.84	4/1/16	8	0.83	8.83
Team Total								8.83

119



Wake Forest

Atlantic Coast Conference

▲ 1

Event	Scrd As	Athlete	Yr	Scored Mark	Date	Pl. Pts.	Bonus	TOTAL
Scored bests come from CURRENT season								
800m	15	Robert HEPPENSTALL	FR	1:46.92	4/22/16	6	0.82	6.82
800m	33	Simon HOLDEN	JR	1:48.04	3/31/16	0.55	0.13	0.68
HT	28	Charlie IONATA	JR	65.15m	213-9	3/18/16	0.8	0.09 0.89
Team Total								8.39

120



Albany

America East Conference

▼ 7

Event	Scrd As	Athlete	Yr	Scored Mark	Date	Pl. Pts.	Bonus	TOTAL
Scored bests come from CURRENT season								
4x400	41	Tomlinson, Jobe, Banfield, Jones		3:09.00	4/28/16	0.225	0.07	0.30
HJ	16	Alexander BOWEN JR.	SR	2.19m	7-2¼	3/17/16	5	0.64 5.64
HJ	28	Kingsley OGBONNA	JR	2.16m	7-1	4/16/16	0.8	0.17 0.97
HJ	28	Matthew CAMPBELL	JR	2.16m	7-1	4/16/16	0.8	0.17 0.97
Team Total								7.87

121



Coastal Carolina

Big South Conference

▼ 4

Event	Scrd As	Athlete	Yr	Scored Mark	Date	Pl. Pts.	Bonus	TOTAL
Scored bests come from CURRENT season								
110H	14	Desmond WALLACE	SR	13.68	(0.6)	4/22/16	7	0.78 7.78
Team Total								7.78

122



Southern Utah

Big Sky Conference

unch

Event	Scrd As	Athlete	Yr	Scored Mark	Date	Pl. Pts.	Bonus	TOTAL
Scored bests come from CURRENT season								
DISC	14	Jayson KOVAR	JR	58.97m	193-5	4/15/16	7	0.67 7.67
Team Total								7.67

"Scrd As", short for "Scored As", Standing used for place points portion of performance's score combining preseason data (when applied) to current season data

Numbers in BLACK are both the performance's actual NCAA rank AND "scored as" rank Numbers in RED indicate actual NCAA rank does not exist or is worse than "scored as" rank Numbers in BLUE indicate actual NCAA rank is better than "scored as" rank

USTFCCCA Non-Member Non-Member Schools Will NOT be ranked, beginning Week 2



# USTFCCCA NCAA Division I National Team Computer Rankings

as of 5/9/2016 8:46:22 AM

## 2016 Outdoor Track & Field, Week #6

Only those who score >0.01 pts are shown  
D denotes multiple-event rule in affect

### MEN

# 123



## Louisiana Tech

### Conference USA

# ▼14

Event	Scrd As	Athlete	Yr	Scored Mark	Date	Pl. Pts.	Bonus	TOTAL
-------	---------	---------	----	-------------	------	----------	-------	-------

#### Scored bests come from CURRENT season

▶ 100m	16	Jerney HICKS	JR	10.23w (2.2)	4/23/16	5	0.59	5.59
▶ 110H	23	Tramaine MALONEY	SR	13.80 (1.9)	4/23/16	1.5	0.35	1.85
▶ 4x100	48	Statham, Hicks, Bradberry, Samuels		40.33	4/23/16	0.05	0.00	0.05

**Team Total 7.49**

# 124



## UC Irvine

### Big West Conference

# ▼3

Event	Scrd As	Athlete	Yr	Scored Mark	Date	Pl. Pts.	Bonus	TOTAL
-------	---------	---------	----	-------------	------	----------	-------	-------

#### Scored bests come from CURRENT season

▶ 110H	15	Lloyd SICARD	JR	13.70 (1.8)	4/29/16	6	0.68	6.68
▶ DISC	43	Matt SEAWRIGHT	JR	55.87m 183-3	3/19/16	0.175	0.00	0.17

**Team Total 6.86**

# 125



## Arkansas State

### Sun Belt Conference

# ▼6

Event	Scrd As	Athlete	Yr	Scored Mark	Date	Pl. Pts.	Bonus	TOTAL
-------	---------	---------	----	-------------	------	----------	-------	-------

#### Scored bests come from CURRENT season

▶ 100m	28	Jaylen BACON	SO	10.31 (1.2)	3/25/16	0.8	0.23	1.03
▶ PV	46	Sam BELL	FR	5.20m 17-¾	3/30/16	0.1	0.00	0.10
▶ LJ	21	Roelf PIENAAR	JR	7.79m 25-6¾ (1.8)	4/22/16	2.5	0.51	3.01
▶ TJ	30	Roelf PIENAAR	JR	15.75m 51-8¾ (-0.4)	3/25/16	0.7	0.19	0.89
▶ DISC	24	Itamar LEVI	JR	57.28m 187-11	4/22/16	1	0.17	1.17

**Team Total 6.20**

# 126



## Detroit

### Horizon League

# ▼1

Event	Scrd As	Athlete	Yr	Scored Mark	Date	Pl. Pts.	Bonus	TOTAL
-------	---------	---------	----	-------------	------	----------	-------	-------

#### Scored bests come from CURRENT season

▶ 400H	43	Khalil PARRIS	JR	51.59	4/22/16	0.175	0.08	0.25
▶ HT	16	Colin CASHNER	SR	66.87m 219-4	3/31/16	5	0.50	5.50

**Team Total 5.75**

# 127



## Harvard

### Ivy League

# ▼3

Event	Scrd As	Athlete	Yr	Scored Mark	Date	Pl. Pts.	Bonus	TOTAL
-------	---------	---------	----	-------------	------	----------	-------	-------

#### Scored bests come from CURRENT season

▶ 800m	35	Myles MARSHALL	FR	1:48.20	3/31/16	0.45	0.08	0.53
▶ TJ	17	Efe UWAIFO	JR	15.98m 52-5¾ (1.6)	4/22/16	4.5	0.72	5.22

**Team Total 5.74**

# 128



## Sam Houston State

### Southland Conference

# ▼1

Event	Scrd As	Athlete	Yr	Scored Mark	Date	Pl. Pts.	Bonus	TOTAL
-------	---------	---------	----	-------------	------	----------	-------	-------

#### Scored bests come from CURRENT season

▶ 100m	48	Justin JENKINS	SR	10.36w (2.7)	4/14/16	0.05	0.07	0.12
▶ HJ	46	Tyler ADAMS	SO	2.14m 7-¾	5/6/16	0.1	0.00	0.10
▶ PV	18	Garrett LARSON	JR	5.35m 17-6¾	4/14/16	4	0.45	4.45
▶ JAV	39	Anthony GARCIA	SO	68.35m 224-3	5/6/16	0.275	0.00	0.28
▶ DEC	33	Tyler ADAMS	SO	7,259	5/6/16	0.55	0.00	0.55

**Team Total 5.50**

# 129



## Iowa State

### Big 12 Conference

# ▼1

Event	Scrd As	Athlete	Yr	Scored Mark	Date	Pl. Pts.	Bonus	TOTAL
-------	---------	---------	----	-------------	------	----------	-------	-------

#### Scored bests come from CURRENT season

▶ 5000m	52	Nathan RODRIGUEZ	FR	13:55.11	4/1/16		0.06	0.06
▶ 5000m	53	Daniel EVERETT	SR	13:55.13	4/22/16		0.06	0.06
▶ 400H	36	Derek JONES	JR	51.42	4/23/16	0.4	0.18	0.58
▶ SP	40	Jan JEUSCHEDE	SR	18.36m 60-3	4/8/16	0.25	0.00	0.25
▶ DEC	18	Taylor SANDERSON	SR	7,471	4/9/16	4	0.36	4.36

**Team Total 5.31**

# 130



## Binghamton

### America East Conference

# ▼1

Event	Scrd As	Athlete	Yr	Scored Mark	Date	Pl. Pts.	Bonus	TOTAL
-------	---------	---------	----	-------------	------	----------	-------	-------

#### Scored bests come from CURRENT season

▶ 800m	18	Jesse GARN	SR	1:47.11	4/22/16	4	0.69	4.69
▶ PV	46	Joe MICELI	JR	5.20m 17-¾	4/15/16	0.1	0.00	0.10

**Team Total 4.79**

"Scrd As", short for "Scored As", Standing used for place points portion of performance's score combining preseason data (when applied) to current season data

Numbers in BLACK are both the performance's actual NCAA rank AND "scored as" rank Numbers in RED indicate actual NCAA rank does not exist or is worse than "scored as" rank Numbers in BLUE indicate actual NCAA rank is better than "scored as" rank

USTFCCCA Non-Member Non-Member Schools Will NOT be ranked, beginning Week 2



## 2016 Outdoor Track &amp; Field, Week #6

Only those who score >0.01 pts are shown  
D denotes multiple-event rule in affect

## MEN

131



Southeast Missouri

Ohio Valley Conference

▲ 7

Event	Scrd As	Athlete	Yr	Scored Mark	Date	Pl. Pts.	Bonus	TOTAL
Scored bests come from CURRENT season								
4x400	40	Wright, Chunn, Barber, Pasley		3:08.89	4/22/16	0.25	0.09	0.34
TJ	32	Chris MARTIN	JR	15.70m	51-6½ (2.9) 4/29/16	0.6	0.09	0.69
SP	21	Kevin FARLEY	SR	18.88m	61-11½ 5/6/16	2.5	0.33	2.83
DISC	41	Kevin FARLEY	SR	55.94m	183-6 4/1/16	0.225	0.00	0.22
HT	38	Kevin FARLEY	SR	64.42m	211-4 4/29/16	0.3	0.00	0.30
Team Total								4.39

132



South Carolina State

Mid-Eastern Athletic Conference

▲ 2

Event	Scrd As	Athlete	Yr	Scored Mark	Date	Pl. Pts.	Bonus	TOTAL
Scored bests come from CURRENT season								
100m	54	Demek KEMP	SO	10.37w	(2.3) 5/5/16		0.04	0.04
110H	46	Christopher GADDIST	JR	13.99w	(3.8) 5/5/16	0.1	0.00	0.10
400H	19	Christopher GADDIST	JR	51.01	4/1/16	3.5	0.44	3.94
Team Total								4.08

133



Miami (Ohio)

Mid-American Conference

unch

Event	Scrd As	Athlete	Yr	Scored Mark	Date	Pl. Pts.	Bonus	TOTAL
Scored bests come from CURRENT season								
10k	19	Joseph STEWART	SR	29:03.79	4/1/16	3.5	0.48	3.98
Team Total								3.98

134



Memphis

American Athletic Conference

▼ 3

Event	Scrd As	Athlete	Yr	Scored Mark	Date	Pl. Pts.	Bonus	TOTAL
Scored bests come from CURRENT season								
HJ	36	Jordan WESNER	FR	2.15m	7-½ 3/25/16	0.4	0.02	0.42
DISC	22	Luke VAUGHN	JR	57.33m	188-1 3/30/16	2	0.18	2.18
JAV	25	Michael CRITICOS	SO	71.16m	233-5 4/22/16	0.95	0.08	1.03
Scored bests come from PRE-SEASON DATA								
DEC	43	Luis HANSSLER	SR	7,158	5/14/15	0.175	0.00	0.17
Team Total								3.82

135



UC Santa Barbara

Big West Conference

▲ 4

Event	Scrd As	Athlete	Yr	Scored Mark	Date	Pl. Pts.	Bonus	TOTAL
Scored bests come from CURRENT season								
1500m	22	Shyan VAZIRI	SR	3:42.23c	4:00.01(1) 4/1/16	2	0.42	2.42
400H	41	Myles MCDONALD	JR	51.55	3/24/16	0.225	0.10	0.33
JAV	43	Matthew KUSKEY	JR	67.66m	221-11 4/30/16	0.175	0.00	0.17
DEC	35	Tyler NELSON	SO	7,220	5/6/16	0.45	0.00	0.45
Team Total								3.37

136



Northeastern

Colonial Athletic Association

▼ 6

Event	Scrd As	Athlete	Yr	Scored Mark	Date	Pl. Pts.	Bonus	TOTAL
Scored bests come from CURRENT season								
110H	36	Jared LANE	SR	13.89	(0.4) 4/28/16	0.4	0.12	0.52
4x100	46	Darrow, Lane, Henry, Fordwor		40.32	5/6/16	0.1	0.00	0.10
LJ	22	Kyle DARROW	JR	7.78m	25-6¼ (1.3) 3/24/16	2	0.47	2.47
Team Total								3.09

137



Hampton

Mid-Eastern Athletic Conference

▲ 4

Event	Scrd As	Athlete	Yr	Scored Mark	Date	Pl. Pts.	Bonus	TOTAL
Scored bests come from CURRENT season								
110H	21	Trey HOLLOWAY	SR	13.77w	(3.8) 5/5/16	2.5	0.43	2.93
110H	45	Ramoye SIMON	SR	13.98	(1.9) 5/5/16	0.125	0.00	0.13
Team Total								3.06

138



Samford

Southern Conference

▼ 6

Event	Scrd As	Athlete	Yr	Scored Mark	Date	Pl. Pts.	Bonus	TOTAL
Scored bests come from CURRENT season								
5000m	44	Arsene GUILLOREL	SO	13:54.22	5/1/16	0.15	0.09	0.24
PV	21	Tray OATES	SO	5.32m	17-5½ 4/14/16	2.5	0.31	2.81
Team Total								3.05

"Scrd As", short for "Scored As", Standing used for place points portion of performance's score combining preseason data (when applied) to current season data

Numbers in BLACK are both the performance's actual NCAA rank AND "scored as" rank Numbers in RED indicate actual NCAA rank does not exist or is worse than "scored as" rank Numbers in BLUE indicate actual NCAA rank is better than "scored as" rank

USTFCCCA Non-Member Non-Member Schools Will NOT be ranked, beginning Week 2



# USTFCCCA NCAA Division I National Team Computer Rankings

as of 5/9/2016 8:46:22 AM

## 2016 Outdoor Track & Field, Week #6

Only those who score >0.01 pts are shown  
D denotes multiple-event rule in affect

### MEN

# 139



## Cal Poly

### Big West Conference

▲ 1

Event	Scrd As	Athlete	Yr	Scored Mark	Date	Pl. Pts.	Bonus	TOTAL
-------	---------	---------	----	-------------	------	----------	-------	-------

Scored bests come from CURRENT season

▶ Steeple	21	Nick WOOLF	SR	8:48.03	4/1/16	2.5	0.40	2.90
▶ DEC	45	Devin BENNETT	SR	7,153	5/6/16	0.125	0.00	0.13

Team Total 3.03

# 140



## Oral Roberts

### The Summit League

▼ 3

Event	Scrd As	Athlete	Yr	Scored Mark	Date	Pl. Pts.	Bonus	TOTAL
-------	---------	---------	----	-------------	------	----------	-------	-------

Scored bests come from CURRENT season

▶ 110H	46	Israel NELSON	SO	13.99w (2.2)	4/16/16	0.1	0.00	0.10
▶ 4x400	22	Akerele, Hicks, James, Ndlovu		3:07.42	4/30/16	2	0.37	2.37

Team Total 2.47

# 141



## Iona

### Metro Atlantic Athletic Conference

▲ 2

Event	Scrd As	Athlete	Yr	Scored Mark	Date	Pl. Pts.	Bonus	TOTAL
-------	---------	---------	----	-------------	------	----------	-------	-------

Scored bests come from CURRENT season

▶ 1500m	50	Liam DEE	SO	3:43.53	4/22/16	0.01	0.15	0.16
▶ Steeple	23	Brandon ALLEN	JR	8:48.48	4/22/16	1.5	0.37	1.87
▶ Steeple	38	Johannes MOTSCHMANN	SO	8:53.25	4/22/16	0.3	0.04	0.34

Scored bests come from PRE-SEASON DATA

▶ 10k	52	Andrew KOWALSKY	SR	29:21.49	5/15/15		0.04	0.04
-------	----	-----------------	----	----------	---------	--	------	------

Team Total 2.41

# 142



## Buffalo

### Mid-American Conference

▼ 7

Event	Scrd As	Athlete	Yr	Scored Mark	Date	Pl. Pts.	Bonus	TOTAL
-------	---------	---------	----	-------------	------	----------	-------	-------

Scored bests come from CURRENT season

▶ SP	22	Ryan CRIBBIN	JR	18.82m 61-9	3/18/16	2	0.26	2.26
------	----	--------------	----	-------------	---------	---	------	------

Team Total 2.26

# 143



## Norfolk State

### Mid-Eastern Athletic Conference

▲ 47

Event	Scrd As	Athlete	Yr	Scored Mark	Date	Pl. Pts.	Bonus	TOTAL
-------	---------	---------	----	-------------	------	----------	-------	-------

Scored bests come from CURRENT season

▶ 400m	23	Steve COLES	SR	46.08	5/5/16	1.5	0.43	1.93
--------	----	-------------	----	-------	--------	-----	------	------

Team Total 1.93

# 144



## Louisiana-Lafayette

### Sun Belt Conference

▼ 8

Event	Scrd As	Athlete	Yr	Scored Mark	Date	Pl. Pts.	Bonus	TOTAL
-------	---------	---------	----	-------------	------	----------	-------	-------

Scored bests come from CURRENT season

▶ PV	23	Kyle BAUDOIN	FR	5.31m 17-5	3/30/16	1.5	0.26	1.76
------	----	--------------	----	------------	---------	-----	------	------

Team Total 1.76

# 145



## Brown

### Ivy League

▲ 7

Event	Scrd As	Athlete	Yr	Scored Mark	Date	Pl. Pts.	Bonus	TOTAL
-------	---------	---------	----	-------------	------	----------	-------	-------

Scored bests come from CURRENT season

▶ 800m	26	Ned WILLIG	SR	1:47.53	4/22/16	0.9	0.39	1.29
▶ HT	36	Owen RUSSELL	FR	64.60m 211-11	5/7/16	0.4	0.00	0.40

Team Total 1.69

# 146



## Liberty

### Big South Conference

▼ 2

Event	Scrd As	Athlete	Yr	Scored Mark	Date	Pl. Pts.	Bonus	TOTAL
-------	---------	---------	----	-------------	------	----------	-------	-------

Scored bests come from CURRENT season

▶ TJ	46	Darrel JONES	SO	15.52m 50-11 (0.4)	4/22/16	0.1	0.00	0.10
▶ DISC	45	Fred FULTON	SR	55.71m 182-9	5/4/16	0.125	0.00	0.13
▶ JAV	24	Steve FEISTER	SR	71.51m 234-7	3/17/16	1	0.17	1.17
▶ JAV	48	Denzel PRATT	FR	67.08m 220-1	3/30/16	0.05	0.00	0.05

Scored bests come from PRE-SEASON DATA

▶ DEC	41	Zach DAVIS	JR	7,171	5/14/15	0.225	0.00	0.22
-------	----	------------	----	-------	---------	-------	------	------

Team Total 1.67

"Scrd As", short for "Scored As", Standing used for place points portion of performance's score combining preseason data (when applied) to current season data

Numbers in BLACK are both the performance's actual NCAA rank AND "scored as" rank Numbers in RED indicate actual NCAA rank does not exist or is worse than "scored as" rank Numbers in BLUE indicate actual NCAA rank is better than "scored as" rank

USTFCCCA Non-Member Non-Member Schools Will NOT be ranked, beginning Week 2



## 2016 Outdoor Track &amp; Field, Week #6

Only those who score >0.01 pts are shown  
D denotes multiple-event rule in affect

## MEN

147



North Texas

Conference USA

▼ 5

Event	Scrd As	Athlete	Yr	Scored Mark	Date	Pl. Pts.	Bonus	TOTAL
-------	---------	---------	----	-------------	------	----------	-------	-------

Scored bests come from CURRENT season

▶ 1500m	46	Bryce MCANDREW	SR	3:43.41c	4:01.28(1)	3/30/16	0.1	0.17	0.27
▶ HJ	24	Eddie WILCOX	SR	2.17m	7-1½	4/22/16	1	0.32	1.32

Team Total 1.58

148



Saint Joseph's

Atlantic 10 Conference

▲ 13

Event	Scrd As	Athlete	Yr	Scored Mark	Date	Pl. Pts.	Bonus	TOTAL
-------	---------	---------	----	-------------	------	----------	-------	-------

Scored bests come from CURRENT season

▶ 400m	39	Alec PEABODY	SR	46.51	5/7/16	0.275	0.06	0.34
▶ 400H	38	Torey DOATY	JR	51.47	5/7/16	0.3	0.15	0.45
▶ 4x400	32	Henderson, Banks, Doaty, Peabody		3:08.55	4/28/16	0.6	0.16	0.76

Team Total 1.55

149



Connecticut

American Athletic Conference

▼ 2

Event	Scrd As	Athlete	Yr	Scored Mark	Date	Pl. Pts.	Bonus	TOTAL
-------	---------	---------	----	-------------	------	----------	-------	-------

Scored bests come from CURRENT season

▶ PV	26	Craig HUNTER	JR	5.30m	17-4½	3/30/16	0.9	0.21	1.11
▶ JAV	37	Adam BOUCHER	SR	68.50m	224-9	3/30/16	0.35	0.00	0.35

Team Total 1.46

150



Navy

Patriot League

▼ 2

Event	Scrd As	Athlete	Yr	Scored Mark	Date	Pl. Pts.	Bonus	TOTAL
-------	---------	---------	----	-------------	------	----------	-------	-------

Scored bests come from CURRENT season

▶ 1500m	38	Stephen SCHROEDER	SR	3:42.95		4/22/16	0.3	0.24	0.54
▶ HJ	36	Tyler RUSSELL	SO	2.15m	7-½	4/15/16	0.4	0.02	0.42
▶ JAV	35	Jay STELL	SR	68.75m	225-6	4/22/16	0.45	0.00	0.45

Team Total 1.41

151



La Salle

Atlantic 10 Conference

▼ 1

Event	Scrd As	Athlete	Yr	Scored Mark	Date	Pl. Pts.	Bonus	TOTAL
-------	---------	---------	----	-------------	------	----------	-------	-------

Scored bests come from CURRENT season

▶ 800m	25	Chris SANDERS	JR	1:47.43		4/22/16	0.95	0.46	1.41
--------	----	---------------	----	---------	--	---------	------	------	------

Team Total 1.41

152



Wyoming

Mountain West Conference

▼ 3

Event	Scrd As	Athlete	Yr	Scored Mark	Date	Pl. Pts.	Bonus	TOTAL
-------	---------	---------	----	-------------	------	----------	-------	-------

Scored bests come from CURRENT season

▶ 110H	29	Jordan CHARLES	JR	13.86cA	13.82 (1.9)	5/6/16	0.75	0.20	0.95
▶ 400H	39	Jordan CHARLES	JR	51.49		4/23/16	0.275	0.14	0.42

Team Total 1.37

153



Providence

BIG EAST Conference

▲ 6

Event	Scrd As	Athlete	Yr	Scored Mark	Date	Pl. Pts.	Bonus	TOTAL
-------	---------	---------	----	-------------	------	----------	-------	-------

Scored bests come from CURRENT season

▶ 1500m	40	Julian OAKLEY	JR	3:42.99		5/6/16	0.25	0.23	0.48
▶ Steeple	35	Jordan MANN	SR	8:52.36		4/15/16	0.45	0.10	0.55
▶ 5000m	57	Jordan MANN	SR	13:56.02		4/1/16		0.02	0.02
▶ 10k	45	Hugh ARMSTRONG	JR	29:16.73		4/1/16	0.125	0.13	0.25
▶ 10k	54	Liam HILLERY	SR	29:22.38		4/28/16		0.02	0.02

Team Total 1.33

154



Bradley

Missouri Valley Conference

▼ 1

Event	Scrd As	Athlete	Yr	Scored Mark	Date	Pl. Pts.	Bonus	TOTAL
-------	---------	---------	----	-------------	------	----------	-------	-------

Scored bests come from CURRENT season

▶ 1500m	73	Michael WARD	SO	3:44.33		4/22/16		0.03	0.03
▶ Steeple	29	Chase COFFEY	SR	8:50.73		4/22/16	0.75	0.21	0.96
▶ Steeple	49	Haran DUNDERDALE	SO	8:55.68		4/1/16	0.025	0.00	0.03
▶ 5000m	47	Michael WARD	SO	13:54.49		4/1/16	0.075	0.08	0.16

Team Total 1.18

"Scrd As", short for "Scored As", Standing used for place points portion of performance's score combining preseason data (when applied) to current season data

Numbers in BLACK are both the performance's actual NCAA rank AND "scored as" rank Numbers in RED indicate actual NCAA rank does not exist or is worse than "scored as" rank Numbers in BLUE indicate actual NCAA rank is better than "scored as" rank

USTFCCCA Non-Member Non-Member Schools Will NOT be ranked, beginning Week 2





# USTFCCCA NCAA Division I National Team Computer Rankings

as of 5/9/2016 8:46:23 AM

## 2016 Outdoor Track & Field, Week #6

Only those who score >0.01 pts are shown  
D denotes multiple-event rule in affect

### MEN

155



ULM

Sun Belt Conference

▼ 4

Event	Scrd As	Athlete	Yr	Scored Mark	Date	Pl. Pts.	Bonus	TOTAL
-------	---------	---------	----	-------------	------	----------	-------	-------

Scored bests come from CURRENT season

▶ LJ	40	Jemal PARHARM	SO	7.63mw	25-½ (3.0)	3/30/16	0.25	0.00	0.25
▶ TJ	32	Corey WESLEY	SR	15.70m	51-6½ (1.9)	3/18/16	0.6	0.09	0.69
▶ TJ	43	Lebrun NELSON	SO	15.58mw	51-1½ (2.2)	3/18/16	0.175	0.00	0.17

Team Total 1.12

156



ETSU

Southern Conference

▼ 2

Event	Scrd As	Athlete	Yr	Scored Mark	Date	Pl. Pts.	Bonus	TOTAL
-------	---------	---------	----	-------------	------	----------	-------	-------

Scored bests come from CURRENT season

▶ 400H	28	Michael WILLIAMS	JR	51.27	4/22/16	0.8	0.28	1.08
--------	----	------------------	----	-------	---------	-----	------	------

Team Total 1.08

157



Montana

Big Sky Conference

▼ 2

Event	Scrd As	Athlete	Yr	Scored Mark	Date	Pl. Pts.	Bonus	TOTAL
-------	---------	---------	----	-------------	------	----------	-------	-------

Scored bests come from CURRENT season

▶ HJ	28	Matt QUIST	SO	2.16m	7-1	4/2/16	0.8	0.17	0.97
▶ JAV	46	Jensen LILLQUIST	SO	67.30m	220-9	5/6/16	0.1	0.00	0.10

Team Total 1.07

158



Eastern Washington

Big Sky Conference

▼ 13

Event	Scrd As	Athlete	Yr	Scored Mark	Date	Pl. Pts.	Bonus	TOTAL
-------	---------	---------	----	-------------	------	----------	-------	-------

Scored bests come from CURRENT season

▶ 100m	28	Jeremy VANASSCHE	SO	10.31w	(3.4)	4/29/16	0.8	0.23	1.03
▶ JAV	49	Joey PAYNE	SR	66.82m	219-2	4/8/16	0.025	0.00	0.03

Team Total 1.06

159



St. Mary's (Calif.)

West Coast Conference

▼ 3

Event	Scrd As	Athlete	Yr	Scored Mark	Date	Pl. Pts.	Bonus	TOTAL
-------	---------	---------	----	-------------	------	----------	-------	-------

Scored bests come from CURRENT season

▶ 1500m	29	Zach HANSEN	SR	3:42.64	5/1/16	0.75	0.29	1.04
---------	----	-------------	----	---------	--------	------	------	------

Team Total 1.04

160



Florida International

Conference USA

▼ 14

Event	Scrd As	Athlete	Yr	Scored Mark	Date	Pl. Pts.	Bonus	TOTAL
-------	---------	---------	----	-------------	------	----------	-------	-------

Scored bests come from CURRENT season

▶ 100m	37	Alton ELIPHAR	JR	10.33w	(2.1)	4/14/16	0.35	0.17	0.52
▶ 200m	38	Alton ELIPHAR	JR	20.75w	(2.1)	4/14/16	0.3	0.15	0.45

Team Total 0.97

161



Citadel

Southern Conference

▼ 3

Event	Scrd As	Athlete	Yr	Scored Mark	Date	Pl. Pts.	Bonus	TOTAL
-------	---------	---------	----	-------------	------	----------	-------	-------

Scored bests come from CURRENT season

▶ JAV	27	Capers WILLIAMSON	SR	70.55m	231-5	4/8/16	0.85	0.00	0.85
-------	----	-------------------	----	--------	-------	--------	------	------	------

Team Total 0.85

162



Appalachian State

Sun Belt Conference

▼ 2

Event	Scrd As	Athlete	Yr	Scored Mark	Date	Pl. Pts.	Bonus	TOTAL
-------	---------	---------	----	-------------	------	----------	-------	-------

Scored bests come from CURRENT season

▶ 400H	33	Stanley BROADEN	SR	51.37	4/15/16	0.55	0.21	0.76
--------	----	-----------------	----	-------	---------	------	------	------

Team Total 0.76

163



Army West Point

Patriot League

▲ 17

Event	Scrd As	Athlete	Yr	Scored Mark	Date	Pl. Pts.	Bonus	TOTAL
-------	---------	---------	----	-------------	------	----------	-------	-------

Scored bests come from CURRENT season

▶ 4x100	33	Santana, Sims, Dyer, Davis		40.08	5/6/16	0.55	0.09	0.64
---------	----	----------------------------	--	-------	--------	------	------	------

▶ PV	46	Lee BARES	SO	5.20m	17-¾	3/26/16	0.1	0.00	0.10
------	----	-----------	----	-------	------	---------	-----	------	------

Team Total 0.74

"Scrd As", short for "Scored As", Standing used for place points portion of performance's score combining preseason data (when applied) to current season data

Numbers in BLACK are both the performance's actual NCAA rank AND "scored as" rank Numbers in RED indicate actual NCAA rank does not exist or is worse than "scored as" rank Numbers in BLUE indicate actual NCAA rank is better than "scored as" rank

USTFCCCA Non-Member Non-Member Schools Will NOT be ranked, beginning Week 2





## 2016 Outdoor Track &amp; Field, Week #6

Only those who score >0.01 pts are shown  
D denotes multiple-event rule in affect

## MEN

164



San Francisco

West Coast Conference

▲ 1

Event	Scrd As	Athlete	Yr	Scored Mark	Date	Pl. Pts.	Bonus	TOTAL
-------	---------	---------	----	-------------	------	----------	-------	-------

Scored bests come from CURRENT season

▶ 1500m	66	Hugh NICKLASON	FR	3:44.12	4/22/16		0.06	0.06
▶ 10k	40	Matt LEACH	SR	29:14.36	4/1/16	0.25	0.17	0.42
▶ 10k	48	Alex SHORT	JR	29:19.55	4/1/16	0.05	0.07	0.12

Team Total 0.61

165



UT Arlington

Sun Belt Conference

▼ 3

Event	Scrd As	Athlete	Yr	Scored Mark	Date	Pl. Pts.	Bonus	TOTAL
-------	---------	---------	----	-------------	------	----------	-------	-------

Scored bests come from CURRENT season

▶ 4x400	44	Mitchell, Wallace, Seastrunk, Martinsson		3:09.26	4/27/16	0.15	0.03	0.18
▶ HJ	36	Roland SALES	SR	2.15m 7-½	3/26/16	0.4	0.02	0.42

Team Total 0.60

166



Tennessee State

Ohio Valley Conference

▼ 2

Event	Scrd As	Athlete	Yr	Scored Mark	Date	Pl. Pts.	Bonus	TOTAL
-------	---------	---------	----	-------------	------	----------	-------	-------

Scored bests come from CURRENT season

▶ 800m	48	Quamel PRINCE	JR	1:48.66	3/31/16	0.05	0.00	0.05
▶ TJ	36	Kareem NICHOLAS	SR	15.69m 51-5½ (0.0)	4/15/16	0.4	0.07	0.47

Team Total 0.52

167



UC Davis

Big West Conference

▲ 1

Event	Scrd As	Athlete	Yr	Scored Mark	Date	Pl. Pts.	Bonus	TOTAL
-------	---------	---------	----	-------------	------	----------	-------	-------

Scored bests come from CURRENT season

▶ 10k	41	Trevor HALSTED	SR	29:14.73	4/1/16	0.225	0.16	0.39
▶ HJ	46	Kyle CLANCY	FR	2.14m 7-½	4/2/16	0.1	0.00	0.10

Team Total 0.49

168



Cal State Northridge

Big West Conference

▼ 5

Event	Scrd As	Athlete	Yr	Scored Mark	Date	Pl. Pts.	Bonus	TOTAL
-------	---------	---------	----	-------------	------	----------	-------	-------

Scored bests come from CURRENT season

▶ DISC	35	Daniel SWARBRICK	JR	56.41m 185-1	4/22/16	0.45	0.00	0.45
--------	----	------------------	----	--------------	---------	------	------	------

Team Total 0.45

168



High Point

Big South Conference

▲ 1

Event	Scrd As	Athlete	Yr	Scored Mark	Date	Pl. Pts.	Bonus	TOTAL
-------	---------	---------	----	-------------	------	----------	-------	-------

Scored bests come from CURRENT season

▶ JAV	35	Christian SPAULDING	SR	68.75m 225-6	3/18/16	0.45	0.00	0.45
-------	----	---------------------	----	--------------	---------	------	------	------

Team Total 0.45

170

Seattle

Western Athletic Conference

unch

Event	Scrd As	Athlete	Yr	Scored Mark	Date	Pl. Pts.	Bonus	TOTAL
-------	---------	---------	----	-------------	------	----------	-------	-------

Scored bests come from CURRENT season

▶ HJ	36	Shaddy MELU	SR	2.15m 7-½	4/8/16	0.4	0.02	0.42
------	----	-------------	----	-----------	--------	-----	------	------

Team Total 0.42

171



Troy

Sun Belt Conference

▼ 5

Event	Scrd As	Athlete	Yr	Scored Mark	Date	Pl. Pts.	Bonus	TOTAL
-------	---------	---------	----	-------------	------	----------	-------	-------

Scored bests come from CURRENT season

▶ SP	36	Zach DOUGLAS	JR	18.39m 60-4	4/14/16	0.4	0.00	0.40
------	----	--------------	----	-------------	---------	-----	------	------

Team Total 0.40

172



New Orleans

Southland Conference

▲ 1

Event	Scrd As	Athlete	Yr	Scored Mark	Date	Pl. Pts.	Bonus	TOTAL
-------	---------	---------	----	-------------	------	----------	-------	-------

Scored bests come from CURRENT season

▶ 110H	38	Michael NICHOLLS	FR	13.91w (2.7)	5/6/16	0.3	0.07	0.37
--------	----	------------------	----	--------------	--------	-----	------	------

Team Total 0.37

"Scrd As", short for "Scored As", Standing used for place points portion of performance's score combining preseason data (when applied) to current season data

Numbers in BLACK are both the performance's actual NCAA rank AND "scored as" rank Numbers in RED indicate actual NCAA rank does not exist or is worse than "scored as" rank Numbers in BLUE indicate actual NCAA rank is better than "scored as" rank

USTFCCCA Non-Member Non-Member Schools Will NOT be ranked, beginning Week 2



## 2016 Outdoor Track &amp; Field, Week #6

Only those who score >0.01 pts are shown  
D denotes multiple-event rule in affect

## MEN

173



Sacramento State

Big Sky Conference

▼ 6

Event	Scrd As	Athlete	Yr	Scored Mark	Date	Pl. Pts.	Bonus	TOTAL
-------	---------	---------	----	-------------	------	----------	-------	-------

Scored bests come from CURRENT season

▶ 110H	39	Paul LYONS	SR	13.92w (2.7)	4/29/16	0.275	0.05	0.32
--------	----	------------	----	--------------	---------	-------	------	------

Team Total 0.32

174



Fairleigh Dickinson

Northeast Conference

▼ 2

Event	Scrd As	Athlete	Yr	Scored Mark	Date	Pl. Pts.	Bonus	TOTAL
-------	---------	---------	----	-------------	------	----------	-------	-------

Scored bests come from CURRENT season

▶ SP	38	Mark RAMSEY	JR	18.38m 60-3½	3/18/16	0.3	0.00	0.30
------	----	-------------	----	--------------	---------	-----	------	------

Team Total 0.30

175



New Hampshire

America East Conference

▼ 4

Event	Scrd As	Athlete	Yr	Scored Mark	Date	Pl. Pts.	Bonus	TOTAL
-------	---------	---------	----	-------------	------	----------	-------	-------

Scored bests come from CURRENT season

▶ HT	39	Michael SHANAHAN	JR	64.36m 211-2	4/28/16	0.275	0.00	0.28
------	----	------------------	----	--------------	---------	-------	------	------

Team Total 0.28

176



McNeese State

Southland Conference

▼ 3

Event	Scrd As	Athlete	Yr	Scored Mark	Date	Pl. Pts.	Bonus	TOTAL
-------	---------	---------	----	-------------	------	----------	-------	-------

Scored bests come from CURRENT season

▶ TJ	41	John LEMKE	JR	15.62mw 51-3 (2.5)	3/31/16	0.225	0.00	0.22
------	----	------------	----	--------------------	---------	-------	------	------

Team Total 0.22

177



Columbia

Ivy League

unch


Event	Scrd As	Athlete	Yr	Scored Mark	Date	Pl. Pts.	Bonus	TOTAL
-------	---------	---------	----	-------------	------	----------	-------	-------

Scored bests come from PRE-SEASON DATA

▶ 10k	46	Tait RUTHERFORD	SR	29:19.17	4/3/15	0.1	0.08	0.18
-------	----	-----------------	----	----------	--------	-----	------	------

Team Total 0.18

178



UNC-Wilmington

Colonial Athletic Association

▼ 2

Event	Scrd As	Athlete	Yr	Scored Mark	Date	Pl. Pts.	Bonus	TOTAL
-------	---------	---------	----	-------------	------	----------	-------	-------

Scored bests come from CURRENT season

▶ LJ	45	Trey JONES	SR	7.60m 24-11¼ (1.2)	3/12/16	0.125	0.00	0.13
------	----	------------	----	--------------------	---------	-------	------	------

Team Total 0.13

179



Central Arkansas

Southland Conference

▲ 5

Event	Scrd As	Athlete	Yr	Scored Mark	Date	Pl. Pts.	Bonus	TOTAL
-------	---------	---------	----	-------------	------	----------	-------	-------

Scored bests come from CURRENT season

▶ HJ	46	Eric MOORE	SO	2.14m 7-¼	3/30/16	0.1	0.00	0.10
------	----	------------	----	-----------	---------	-----	------	------

Team Total 0.10

179



Fresno State

Mountain West Conference

▲ 1

Event	Scrd As	Athlete	Yr	Scored Mark	Date	Pl. Pts.	Bonus	TOTAL
-------	---------	---------	----	-------------	------	----------	-------	-------

Scored bests come from CURRENT season

▶ PV	46	Shane ATKINSON	SO	5.20m 17-¾	4/16/16	0.1	0.00	0.10
------	----	----------------	----	------------	---------	-----	------	------

Team Total 0.10

179



Western Carolina

Southern Conference

▲ 5

Event	Scrd As	Athlete	Yr	Scored Mark	Date	Pl. Pts.	Bonus	TOTAL
-------	---------	---------	----	-------------	------	----------	-------	-------

Scored bests come from CURRENT season

▶ HJ	46	Tyrie ADAMS	FR	2.14m 7-¼	4/15/16	0.1	0.00	0.10
------	----	-------------	----	-----------	---------	-----	------	------

Team Total 0.10

182



Montana State

Big Sky Conference

▼ 9

Event	Scrd As	Athlete	Yr	Scored Mark	Date	Pl. Pts.	Bonus	TOTAL
-------	---------	---------	----	-------------	------	----------	-------	-------

Scored bests come from CURRENT season

▶ DISC	47	Kyle DOUGLASS	SO	55.64m 182-6	4/14/16	0.075	0.00	0.08
--------	----	---------------	----	--------------	---------	-------	------	------

Team Total 0.08

"Scrd As", short for "Scored As", Standing used for place points portion of performance's score combining preseason data (when applied) to current season data

Numbers in BLACK are both the performance's actual NCAA rank AND "scored as" rank Numbers in RED indicate actual NCAA rank does not exist or is worse than "scored as" rank Numbers in BLUE indicate actual NCAA rank is better than "scored as" rank

USTFCCCA Non-Member

Non-Member Schools Will NOT be ranked, beginning Week 2



## 2016 Outdoor Track &amp; Field, Week #6

Only those who score >0.01 pts are shown  
D denotes multiple-event rule in affect

## MEN

183



Cal State Fullerton

▲ 1

Big West Conference

Event	Scrd As	Athlete	Yr	Scored Mark	Date	Pl. Pts.	Bonus	TOTAL
-------	---------	---------	----	-------------	------	----------	-------	-------

Scored bests come from CURRENT season

▶ 4x400	47	Zimmerman, Matos, Smith, Gordon		3:09.67	3/18/16	0.075	0.00	0.08
---------	----	------------------------------------	--	---------	---------	-------	------	------

Team Total 0.08

184



George Mason

▼ 5

Atlantic 10 Conference

Event	Scrd As	Athlete	Yr	Scored Mark	Date	Pl. Pts.	Bonus	TOTAL
-------	---------	---------	----	-------------	------	----------	-------	-------

Scored bests come from CURRENT season

▶ 5000m	54	Steven FLYNN	JR	13:55.26	3/25/16		0.05	0.05
▶ 4x100	50	Raymond, Agyei, Stone, Freeman		40.34	3/25/16	0.01	0.00	0.01

Team Total 0.06

185



Lamar

▲ 3

Southland Conference

Event	Scrd As	Athlete	Yr	Scored Mark	Date	Pl. Pts.	Bonus	TOTAL
-------	---------	---------	----	-------------	------	----------	-------	-------

Scored bests come from CURRENT season

▶ 5000m	51	Iliass AOUANI	FR	13:55.02	4/1/16		0.06	0.06
---------	----	---------------	----	----------	--------	--	------	------

Team Total 0.06

186



Georgia Tech

▼ 3

Atlantic Coast Conference

Event	Scrd As	Athlete	Yr	Scored Mark	Date	Pl. Pts.	Bonus	TOTAL
-------	---------	---------	----	-------------	------	----------	-------	-------

Scored bests come from CURRENT season

▶ LJ	49	Myles MCDAVID	SR	7.57m	24-10 (0.0)	4/22/16	0.025	0.00	0.03
------	----	---------------	----	-------	-------------	---------	-------	------	------

Team Total 0.03

187



Dartmouth

▲ 2

Ivy League

Event	Scrd As	Athlete	Yr	Scored Mark	Date	Pl. Pts.	Bonus	TOTAL
-------	---------	---------	----	-------------	------	----------	-------	-------

Scored bests come from CURRENT season

▶ 1500m	78	Tim GORMAN	JR	3:44.45	4/22/16		0.01	0.01
---------	----	------------	----	---------	---------	--	------	------

Team Total 0.01

"Scrd As", short for "Scored As", Standing used for place points portion of performance's score combining preseason data (when applied) to current season data

Numbers in BLACK are both the performance's actual NCAA rank AND "scored as" rank Numbers in RED indicate actual NCAA rank does not exist or is worse than "scored as" rank Numbers in BLUE indicate actual NCAA rank is better than "scored as" rank

USTFCCCA Non-Member Non-Member Schools Will NOT be ranked, beginning Week 2



# USTFCCCA NCAA Division I National Team Computer Rankings

as of 5/9/2016 8:46:24 AM

## 2016 Outdoor Track & Field, Week #6

Only those who score >0.01 pts are shown  
D denotes multiple-event rule in affect

### WOMEN

# 1



## Kentucky

### Southeastern Conference

## unch

Event	Scrd As	Athlete	Yr	Scored Mark	Date	Pl. Pts.	Bonus	TOTAL
Scored bests come from CURRENT season								
100m	3	Destiny CARTER	JR	11.11w (3.8)	4/30/16	26	1.84	27.84
100m	4	Kianna GRAY	FR	11.12w (3.8)	4/30/16	24	1.75	25.75
100m	7	Javianne OLIVER	JR	11.16w (3.8)	4/30/16	18	1.39	19.39
200m	16	Kianna GRAY	FR	22.86 (0.3)	3/31/16	5	0.83	5.83
200m	23	Destiny CARTER	JR	23.10 (1.5)	3/31/16	1.5	0.35	1.85
200m	36	Precious HITCHCOCK	JR	23.26w (2.3)	4/8/16	0.4	0.11	0.51
200m	41	Jasmine CAMACHO-QUINN	FR	23.29w (2.3)	4/8/16	0.225	0.06	0.29
400m	26	Kiah SEYMOUR	JR	52.63	3/31/16	0.9	0.26	1.16
400m	35	Jasmine MITCHELL	JR	52.94	3/31/16	0.45	0.07	0.52
800m	8	Ariah GRAHAM	JR	2:03.24	3/31/16	16	1.34	17.34
Steeple	37	Caroline MCCASLIN	JR	10:18.32	4/22/16	0.35	0.00	0.35
Steeple	49	Katy KUNC	SO	10:22.59	3/31/16	0.025	0.00	0.03
100H	2	Jasmine CAMACHO-QUINN	FR	12.73w (2.1)	4/30/16	28	3.01	31.01
100H	4	Jacklyn HOWELL	SO	12.87w (2.1)	4/30/16	24	1.91	25.91
400H	3	Kiah SEYMOUR	JR	55.20	4/30/16	26	2.56	28.56
400H	49	Daje PUGH	JR	58.88	3/18/16	0.025	0.00	0.03
4x100	3	Oliver, Hitchcock, Carter, Gray		43.14	4/22/16	26	2.29	28.29
4x400	3	Gray, Mitchell, Carter, Seymour		3:28.45	3/31/16	26	2.48	28.48
PV	15	Olivia GRUVER	FR	4.30m 14-1½	4/22/16	6	0.60	6.60
LJ	2	Sha'Keela SAUNDERS	JR	6.66mw 21-10½ (3.4)	4/30/16	28	3.09	31.09
LJ	9	Destiny CARTER	JR	6.51m 21-4½ (1.3)	4/22/16	14	1.37	15.37
TJ	15	Marie-Josée EBWEA-BILE	FR	13.05mw 42-9½ (2.8)	4/8/16	6	0.44	6.44
TJ	18	Sha'Keela SAUNDERS	JR	13.03m 42-9 (1.2)	4/8/16	4	0.39	4.39
SP	49	Adriana BROWN	SO	15.81m 51-10½	3/18/16	0.025	0.00	0.03
DISC	9	Beckie FAMUREWA	SR	57.71m 189-4	5/7/16	14	1.16	15.16
DISC	13	Adriana BROWN	SO	55.82m 183-1	4/22/16	8	0.59	8.59
HT	10	Beckie FAMUREWA	SR	64.55m 211-9	4/22/16	12	1.10	13.10
Team Total								343.88

# 2



## Arkansas

### Southeastern Conference

## unch

Event	Scrd As	Athlete	Yr	Scored Mark	Date	Pl. Pts.	Bonus	TOTAL
Scored bests come from CURRENT season								
100m	21	Kiara PARKER	FR	11.31w (3.8)	4/30/16	2.5	0.39	2.89
100m	24	Taylor ELLIS-WATSON	SR	11.33 (1.5)	4/22/16	1	0.33	1.33
200m	2	Taylor ELLIS-WATSON	SR	22.60w (2.7)	4/22/16	D 28	1.99	3.99
400m	2	Taylor ELLIS-WATSON	SR	50.78	4/30/16	28	2.87	30.87
400m	19	Daina HARPER	JR	52.36	4/30/16	3.5	0.43	3.93
800m	44	Nikki HILTZ	SO	2:06.42	5/6/16	0.15	0.00	0.15
1500m	12	Dominique SCOTT	SR	4:15.61	3/25/16	D 9	1.07	3.07
1500m	24	Jessica KAMILOS	SR	4:17.97	4/22/16	1	0.37	1.37
1500m	25	Devin CLARK	FR	4:18.22	5/1/16	0.95	0.33	1.28
1500m	34	Therese HAISS	JR	4:19.26	4/14/16	0.5	0.18	0.68
Steeple	7	Jessica KAMILOS	SR	9:52.37	5/1/16	18	1.76	19.76
5000m	2	Dominique SCOTT	SR	15:25.10	4/1/16	28	3.27	31.27
5000m	25	Jessica KAMILOS	SR	16:00.04	4/14/16	0.95	0.30	1.25
5000m	37	Valerie REINA	JR	16:06.66	4/1/16	0.35	0.06	0.41
10k	1	Dominique SCOTT	SR	31:56.84	5/1/16	30	3.88	33.88
100H	3	Payton STUMBAUGH	SO	12.83 (1.7)	4/22/16	26	2.22	28.22
100H	17	Alex GOCHENOUR	SR	13.05 (1.7)	4/22/16	4.5	0.74	5.24
100H	23	Taliyah BROOKS	SO	13.16w (2.9)	3/30/16	1.5	0.36	1.86
100H	40	Kelsey HERMAN	FR	13.33 (1.4)	3/25/16	0.25	0.00	0.25
400H	11	Damajahnee BIRCH	FR	56.46	5/6/16	10	1.07	11.07
400H	34	Brianna SWINTON	JR	58.52	5/6/16	0.5	0.01	0.51
4x100	13	Brooks, Ellis-Watson, Harper, Swenson		43.85	5/6/16	8	0.94	8.94
4x400	11	Dobbins, Harper, Swinton, Ellis-Watson		3:32.00	3/30/16	10	1.01	11.01
HJ	31	Taliyah BROOKS	SO	1.78m 5-10	3/30/16	0.65	0.11	0.76
PV	1	Alexis WEEKS	FR	4.64m 15-2½	4/22/16	30	3.82	33.82
PV	10	Victoria WEEKS	FR	4.40m 14-5½	4/22/16	12	1.15	13.15
PV	24	Megan ZIMLICH	SR	4.22m 13-10	4/16/16	1	0.21	1.21
PV	28	Ariel VOSKAMP	SR	4.20m 13-9½	3/30/16	0.8	0.11	0.91
LJ	16	Taliyah BROOKS	SO	6.39m 20-11½ (-2.0)	5/6/16	5	0.59	5.59
LJ	39	Kelsey HERMAN	FR	6.19m 20-3½ (2.0)	3/25/16	0.275	0.00	0.28
SP	38	Micah DENNIS	JR	16.09m 52-9½	4/30/16	0.3	0.00	0.30
HEPT	7	Taliyah BROOKS	SO	5,991	3/30/16	18	1.70	19.70
HEPT	8	Payton STUMBAUGH	SO	5,985	3/30/16	16	1.66	17.66
HEPT	18	Leigha BROWN	JR	5,618	3/30/16	4	0.42	4.42
HEPT	28	Kelsey HERMAN	FR	5,489	4/22/16	0.8	0.04	0.84

Scored bests come from PRE-SEASON DATA

"Scrd As", short for "Scored As", Standing used for place points portion of performance's score combining preseason data (when applied) to current season data

Numbers in BLACK are both the performance's actual NCAA rank AND "scored as" rank Numbers in RED indicate actual NCAA rank does not exist or is worse than "scored as" rank Numbers in BLUE indicate actual NCAA rank is better than "scored as" rank

USTFCCCA Non-Member Non-Member Schools Will NOT be ranked, beginning Week 2



# USTFCCCA NCAA Division I National Team Computer Rankings

as of 5/9/2016 8:46:24 AM

## 2016 Outdoor Track & Field, Week #6

Only those who score >0.01 pts are shown  
D denotes multiple-event rule in affect

### WOMEN

HEPT 4 Alex GOCHENOUR SR 6,027 3/25/15 24 1.90 25.90

Team Total 327.78

3



Oregon

Pac-12 Conference

unch

Event	Scrd As	Athlete	Yr	Scored Mark	Date	Pl. Pts.	Bonus	TOTAL
-------	---------	---------	----	-------------	------	----------	-------	-------

#### Scored bests come from CURRENT season

100m	2	Hannah CUNLIFFE	SO	10.99	(1.7)	4/14/16	28	2.95	30.95
100m	11	Jasmine TODD	JR	11.20	(1.7)	4/14/16	10	1.03	11.03
100m	14	Ariana WASHINGTON	FR	11.24	(1.3)	4/14/16	7	0.73	7.73
100m	47	Danielle BARBIAN	SR	11.45w	(3.9)	4/14/16	0.075	0.00	0.08
200m	3	Deajah STEVENS	SO	22.61	(1.2)	4/14/16	26	1.95	27.95
200m	6	Hannah CUNLIFFE	SO	22.71	(1.2)	4/14/16	20	1.48	21.48
400m	17	Raevyn ROGERS	SO	52.30		3/18/16	D 4.5	0.49	2.49
800m	5	Raevyn ROGERS	SO	2:02.81		4/14/16	22	1.73	23.73
800m	13	Annie LEBLANC	SR	2:03.90		4/14/16	8	0.87	8.87
1500m	22	Frida BERGE	JR	4:17.80		5/6/16	D 2	0.39	2.39
1500m	44	Lilli BURDON	FR	4:19.92		4/29/16	0.15	0.09	0.24
1500m	50	Annie LEBLANC	SR	4:20.08		4/9/16	0.01	0.07	0.08
Steeple	15	Frida BERGE	JR	10:04.00		4/9/16	6	0.60	6.60
Steeple	31	Brianna NERUD	JR	10:15.23		4/29/16	0.65	0.06	0.71
5000m	26	Alli CASH	JR	16:00.90		4/1/16	0.9	0.27	1.17
10k	10	Molly GRABILL	SR	33:13.64		4/1/16	12	1.01	13.01
100H	12	Sasha WALLACE	JR	13.01	(2.0)	4/14/16	9	0.95	9.95
100H	15	Alaysha JOHNSON	FR	13.04w	(2.9)	4/14/16	6	0.79	6.79
4x100	1	Todd, Stevens, Cunliffe, Washington		42.68		4/14/16	30	3.33	33.33
4x400	5	Horsley, Stevens, Feldmeier, Rogers		3:30.11		4/28/16	22	1.68	23.68
TJ	26	Sasha WALLACE	JR	12.96m	42-6 1/2 (1.5)	4/9/16	0.9	0.23	1.13
SP	7	Brittany MANN	JR	17.24m	56-6 3/4	5/6/16	18	1.16	19.16
SP	24	Itohan AIKHIONBARE	SR	16.57m	54-4 1/2	4/15/16	1	0.19	1.19
DISC	46	Itohan AIKHIONBARE	SR	52.02m	170-8	5/6/16	0.1	0.00	0.10

#### Scored bests come from PRE-SEASON DATA

5000m	10	Molly GRABILL	SR	15:47.69		5/2/15	12	0.96	12.96
10k	23	Maggie SCHMAEDICK	JR	33:46.14		4/3/15	1.5	0.31	1.81

Team Total 268.59

4



Southern California

Pac-12 Conference

1

Event	Scrd As	Athlete	Yr	Scored Mark	Date	Pl. Pts.	Bonus	TOTAL
-------	---------	---------	----	-------------	------	----------	-------	-------

#### Scored bests come from CURRENT season

100m	12	Tynia GAITHER	SR	11.21	(0.1)	5/1/16	9	0.94	9.94
100m	19	Deanna HILL	SO	11.29	(1.2)	3/25/16	3.5	0.45	3.95
200m	6	Deanna HILL	SO	22.71	(0.9)	4/9/16	20	1.48	21.48
200m	9	Tynia GAITHER	SR	22.74	(1.0)	5/1/16	14	1.35	15.35
200m	32	Jaide STEPTER	SR	23.23	(-1.2)	3/18/16	0.6	0.15	0.75
200m	44	Kendall ELLIS	SO	23.32	(1.1)	4/14/16	0.15	0.02	0.17
400m	3	Jaide STEPTER	SR	50.91		3/25/16	26	2.62	28.62
400m	8	Kendall ELLIS	SO	51.82		4/14/16	16	1.10	17.10
800m	43	Amalie IUEL	JR	2:06.34		5/7/16	0.175	0.00	0.17
100H	34	Jasmyne GRAHAM	FR	13.27	(0.3)	3/25/16	0.5	0.08	0.58
400H	7	Jaide STEPTER	SR	55.90		4/14/16	D 18	1.61	3.61
400H	9	Amalie IUEL	JR	56.37		4/14/16	14	1.16	15.16
4x100	8	Brown, Hill, Cantrell, Gaither		43.57		5/1/16	16	1.35	17.35
4x400	4	Ellis, Iuel, Stepter, Pettigrew		3:29.73		3/25/16	24	1.86	25.86
HJ	8	Amalie IUEL	JR	1.84m	6- 1/2	5/7/16	16	1.22	17.22
LJ	11	Margaux JONES	FR	6.47mw	21-2 3/4 (3.4)	4/14/16	10	1.02	11.02
LJ	39	Alexis FAULKNER	SR	6.19m	20-3 3/4 (-1.0)	5/1/16	0.275	0.00	0.28
SP	14	Tanya SAPA	JR	16.96m	55-7 3/4	5/1/16	7	0.64	7.64
SP	35	Tera NOVY	SR	16.15m	53-0	5/1/16	0.45	0.00	0.45
DISC	3	Tera NOVY	SR	61.10m	200-5	4/14/16	26	3.23	29.23
HEPT	6	Amalie IUEL	JR	6,011		5/7/16	20	1.81	21.81
HEPT	49	Lyndsey LOPES	FR	5,277		5/7/16	0.025	0.00	0.03

Team Total 247.76

"Scrd As", short for "Scored As", Standing used for place points portion of performance's score combining preseason data (when applied) to current season data

Numbers in BLACK are both the performance's actual NCAA rank AND "scored as" rank Numbers in RED indicate actual NCAA rank does not exist or is worse than "scored as" rank Numbers in BLUE indicate actual NCAA rank is better than "scored as" rank

USTFCCCA Non-Member

Non-Member Schools Will NOT be ranked, beginning Week 2



## 2016 Outdoor Track &amp; Field, Week #6

Only those who score >0.01 pts are shown  
D denotes multiple-event rule in affect

## WOMEN

5



Texas

Big 12 Conference

▼ 1

Event	Scrd As	Athlete	Yr	Scored Mark	Date	Pl. Pts.	Bonus	TOTAL
Scored bests come from CURRENT season								
100m	1	Morolake AKINOSUN	SR	10.97w (3.5)	4/23/16	30	3.13	33.13
100m	12	Teahna DANIELS	FR	11.21 (1.2)	3/25/16	9	0.94	9.94
200m	14	Morolake AKINOSUN	SR	22.83 (0.1)	3/25/16	7	0.93	7.93
400m	1	Courtney OKOLO	SR	49.71	4/23/16	30	5.04	35.04
400m	4	Chrisann GORDON	JR	51.03	4/23/16	24	2.38	26.38
800m	41	Mary Beth HAMILTON	JR	2:06.26	5/1/16	0.225	0.02	0.24
100H	37	Mobolaji ADEOKUN	SR	13.30w (2.3)	3/30/16	0.35	0.01	0.36
100H	42	Ariel JONES	SO	13.35w (2.3)	4/23/16	0.2	0.00	0.20
100H	46	Ashley MILLER	FR	13.40w (3.7)	3/30/16	0.1	0.00	0.10
400H	14	Ariel JONES	SO	56.55	3/25/16	7	0.99	7.99
400H	24	Melissa GONZALEZ	SR	57.95	4/23/16	1	0.26	1.26
4x100	7	Daniels, Okolo, Collins, Akinosun		43.55	3/25/16	18	1.39	19.39
4x400	2	Gordon, Jones, Akinosun, Okolo		3:26.54	3/30/16	28	3.41	31.41
PV	12	Kally LONG	SO	4.32m 14-2	4/29/16	9	0.69	9.69
PV	28	Ali UHLE	FR	4.20m 13-9½	5/7/16	0.8	0.11	0.91
PV	41	Shay PETTY	SO	4.15m 13-7½	3/17/16	0.225	0.00	0.22
TJ	4	Asa GARCIA	FR	13.38mw 43-10¾ (2.1)	4/23/16	24	1.95	25.95
DISC	38	Laurny CALDWELL	FR	53.00m 173-10	5/7/16	0.3	0.00	0.30
JAV	21	Ashtin ZAMZOW	SO	50.65m 166-2	3/30/16	2.5	0.17	2.67
JAV	45	Shelby PONCIK	JR	48.07m 157-8	4/16/16	0.125	0.00	0.13
HEPT	11	Ashtin ZAMZOW	SO	5,829	3/30/16	10	1.04	11.04
Scored bests come from PRE-SEASON DATA								
5000m	11	Sandie RAINES	JR	15:48.04	4/3/15	10	0.94	10.94
Team Total								235.23

6



Florida

Southeastern Conference

unch

Event	Scrd As	Athlete	Yr	Scored Mark	Date	Pl. Pts.	Bonus	TOTAL
Scored bests come from CURRENT season								
100m	5	Shayla SANDERS	JR	11.13 (1.2)	3/25/16	22	1.66	23.66
100m	8	Kyra JEFFERSON	JR	11.17 (0.2)	4/22/16	16	1.30	17.30
200m	12	Shayla SANDERS	JR	22.77 (0.1)	3/25/16	9	1.21	10.21
200m	13	Kyra JEFFERSON	JR	22.79w (2.4)	4/30/16	D 8	1.12	3.12
400m	6	Claudia FRANCIS	SR	51.55	4/30/16	20	1.45	21.45
400m	12	Robin REYNOLDS	SR	52.09	3/31/16	9	0.76	9.76
400m	13	Kyra JEFFERSON	JR	52.11	3/31/16	8	0.73	8.73
400m	32	Sharrika BARNETT	FR	52.81	4/22/16	0.6	0.15	0.75
5000m	41	Taylor TUBBS	SO	16:07.55	4/28/16	0.225	0.03	0.26
100H	25	Skylar ROSS-RANSOM	SO	13.18w (2.1)	3/31/16	0.95	0.31	1.26
400H	8	Claudia FRANCIS	SR	56.13	4/22/16	D 16	1.39	3.39
4x100	2	Reynolds, Sanders, Ross-Ransom, Jefferson		42.85	3/31/16	28	2.94	30.94
4x400	1	Reynolds, Jefferson, Barnett, Francis		3:26.28	3/31/16	30	3.54	33.54
LJ	19	Darrielle MCQUEEN	SO	6.35m 20-10 (0.8)	3/25/16	3.5	0.42	3.92
LJ	29	Yanis DAVID	FR	6.27m 20-7 (0.7)	4/22/16	0.75	0.06	0.81
TJ	7	Darrielle MCQUEEN	SO	13.30mw 43-7¾ (2.3)	4/30/16	18	1.46	19.46
SP	12	Lloydricia CAMERON	SO	17.06m 55-11¾	3/31/16	9	0.75	9.75
DISC	17	Lloydricia CAMERON	SO	55.14m 180-11	4/22/16	4.5	0.39	4.89
HT	23	Jayla BOSTIC	SR	61.06m 200-4	3/25/16	1.5	0.16	1.66
JAV	6	Marija VUCENOVIC	JR	55.79m 183-0	3/31/16	20	1.69	21.69
JAV	19	Kike ONIWINDE	SR	50.94m 167-1	4/22/16	3.5	0.25	3.75
Team Total								230.28

"Scrd As", short for "Scored As", Standing used for place points portion of performance's score combining preseason data (when applied) to current season data

Numbers in BLACK are both the performance's actual NCAA rank AND "scored as" rank Numbers in RED indicate actual NCAA rank does not exist or is worse than "scored as" rank Numbers in BLUE indicate actual NCAA rank is better than "scored as" rank

USTFCCCA Non-Member

Non-Member Schools Will NOT be ranked, beginning Week 2





# USTFCCCA NCAA Division I National Team Computer Rankings


as of 5/9/2016 8:46:25 AM

## 2016 Outdoor Track & Field, Week #6

Only those who score >0.01 pts are shown  
D denotes multiple-event rule in affect

### WOMEN

7		LSU		LSU		Southeastern Conference		unch	
Event	Scrd As	Athlete	Yr	Scored Mark		Date	Pl. Pts.	Bonus	TOTAL
Scored bests come from CURRENT season									
▶ 100m	5	Kortnei JOHNSON	FR	11.13w	(3.8)	4/30/16	22	1.66	23.66
▶ 100m	8	Mikiah BRISCO	SO	11.17w	(3.5)	4/23/16	16	1.30	17.30
▶ 100m	14	Jada MARTIN	JR	11.24w	(3.5)	4/23/16	7	0.73	7.73
▶ 100m	17	Rushell HARVEY	JR	11.26w	(3.8)	4/30/16	4.5	0.61	5.11
▶ 100m	26	Aleia HOBBS	SO	11.34w	(3.2)	4/23/16	0.9	0.30	1.20
▶ 200m	15	Jada MARTIN	JR	22.85	(2.0)	4/16/16	6	0.86	6.86
▶ 200m	19	Kortnei JOHNSON	FR	22.98w	(3.1)	4/23/16	3.5	0.53	4.03
▶ 200m	27	Rachel MISHER	FR	23.17	(0.9)	4/9/16	0.85	0.24	1.09
▶ 200m	31	Rushell HARVEY	JR	23.21	(0.9)	4/9/16	0.65	0.18	0.83
▶ 200m	38	Kiersten DUNCAN	JR	23.28	(2.0)	4/9/16	0.3	0.08	0.38
▶ 400m	35	Jada MARTIN	JR	52.94		3/25/16	0.45	0.07	0.52
▶ 400m	48	Travia JONES	JR	53.25		4/23/16	0.05	0.00	0.05
▶ 800m	3	Morgan SCHUETZ	JR	2:02.29		4/23/16	26	2.19	28.19
▶ 1500m	53	Morgan SCHUETZ	JR	4:20.21		4/30/16		0.05	0.05
▶ 100H	10	Daeshon GORDON	SO	12.99w	(2.7)	4/23/16	12	1.05	13.05
▶ 100H	15	Chanice CHASE	SR	13.04w	(2.9)	4/9/16	6	0.79	6.79
▶ 100H	25	Mikiah BRISCO	SO	13.18w	(2.7)	4/23/16	0.95	0.31	1.26
▶ 400H	6	Chanice CHASE	SR	55.76		4/30/16	20	1.75	21.75
▶ 400H	13	Kymber PAYNE	SO	56.54		4/30/16	8	1.00	9.00
▶ 400H	25	Ka'Lynn JUPITER	JR	57.98		3/25/16	0.95	0.25	1.20
▶ 400H	26	Daeshon GORDON	SO	57.99		4/23/16	0.9	0.25	1.15
▶ 400H	44	Bryiana RICHARDSON	JR	58.79		4/9/16	0.15	0.00	0.15
▶ 4x100	4	Brisco, Johnson, Martin, Hobbs		43.20		4/30/16	24	2.16	26.16
▶ 4x400	9	Jones, Martin, Misher, Chase		3:31.66		4/23/16	14	1.12	15.12
▶ HJ	31	Shanice HALL	SR	1.78m	5-10	4/30/16	0.65	0.11	0.76
▶ LJ	24	Nataliyah FRIAR	JR	6.32mw	20-9 (2.3)	4/23/16	1	0.28	1.28
▶ TJ	28	Nataliyah FRIAR	JR	12.95m	42-6 (1.8)	3/30/16	0.8	0.21	1.01
▶ JAV	11	Rebekah WALES	JR	54.28m	178-1	4/23/16	10	1.09	11.09
▶ JAV	25	Annie SIMONEAUX	SR	50.39m	165-4	3/30/16	0.95	0.11	1.06
Scored bests come from PRE-SEASON DATA									
▶ HEPT	24	Brittany KELLY	SO	5,531		5/14/15	1	0.16	1.16
Team Total								208.99	

8				Stanford		Pac-12 Conference		unch	
Event	Scrd As	Athlete	Yr	Scored Mark	Date	Pl. Pts.	Bonus	TOTAL	
Scored bests come from CURRENT season									
▶ 400m	38	Kristyn WILLIAMS	SR	52.99	4/23/16	0.3	0.04	0.34	
▶ 400m	41	Olivia BAKER	SO	53.17	4/23/16	0.225	0.00	0.22	
▶ 800m	1	Olivia BAKER	SO	2:01.02	5/1/16	30	3.35	33.35	
▶ 800m	11	Claudia SAUNDERS	SR	2:03.73	4/9/16	D	10	0.97	2.97
▶ 800m	19	Molly MCNAMARA	SR	2:04.61	5/1/16	D	3.5	0.49	2.49
▶ 1500m	8	Molly MCNAMARA	SR	4:15.22	4/22/16	16	1.24	17.24	
▶ 1500m	11	Claudia SAUNDERS	SR	4:15.52	4/22/16	10	1.11	11.11	
▶ 1500m	13	Elise CRANNY	SO	4:16.37	4/22/16	8	0.80	8.80	
▶ 1500m	15	Malika WASCHMANN	JR	4:16.53	4/1/16	6	0.75	6.75	
▶ 1500m	37	Vanessa FRASER	JR	4:19.45	4/22/16	0.35	0.16	0.51	
▶ Steeple	35	Danielle KATZ	JR	10:17.85	5/1/16	0.45	0.00	0.45	
▶ 5000m	6	Vanessa FRASER	JR	15:41.64	5/1/16	20	1.44	21.44	
▶ 5000m	13	Elise CRANNY	SO	15:49.27	5/1/16	D	8	0.85	2.85
▶ 5000m	46	Danielle KATZ	JR	16:09.45	4/1/16	0.1	0.00	0.10	
▶ 4x400	15	Gayles, Baker, Mongiovi, Williams		3:32.67	4/1/16	6	0.80	6.80	
▶ PV	49	Kaitlyn MERRITT	FR	4.10m	13-5¼	3/18/16	0.025	0.00	0.03
▶ LJ	39	Daryth GAYLES	SO	6.19mw	20-¾ (3.0)	5/1/16	0.275	0.00	0.28
▶ TJ	39	Carla FORBES	SO	12.78m	41-11¼ (-0.3)	4/1/16	0.275	0.00	0.28
▶ SP	31	Lena GIGER	SO	16.25m	53-¾	4/23/16	0.65	0.00	0.65
▶ DISC	8	Valarie ALLMAN	JR	58.19m	190-11	4/23/16	16	1.43	17.43
▶ HT	29	Valarie ALLMAN	JR	60.78m	199-5	4/23/16	0.75	0.09	0.84
▶ JAV	5	Mackenzie LITTLE	FR	55.88m	183-4	4/1/16	22	1.73	23.73
Scored bests come from PRE-SEASON DATA									
▶ 5000m	1	Aisling CUFFE	RS15	15:11.13	5/4/14	30	4.87	34.87	
Team Total								193.53	

"Scrd As", short for "Scored As", Standing used for place points portion of performance's score combining preseason data (when applied) to current season data

Numbers in BLACK are both the performance's actual NCAA rank AND "scored as" rank Numbers in RED indicate actual NCAA rank does not exist or is worse than "scored as" rank Numbers in BLUE indicate actual NCAA rank is better than "scored as" rank

USTFCCCA Non-Member Non-Member Schools Will NOT be ranked, beginning Week 2



# USTFCCCA NCAA Division I National Team Computer Rankings

## 2016 Outdoor Track & Field, Week #6

as of 5/9/2016 8:46:25 AM

Only those who score >0.01 pts are shown  
D denotes multiple-event rule in affect

### WOMEN

9



**Kansas State**

Big 12 Conference

unch

Event	Scrd As	Athlete	Yr	Scored Mark	Date	Pl. Pts.	Bonus	TOTAL	
Scored bests come from CURRENT season									
▶ 200m	18	A'Keyla MITCHELL	SO	22.94 (0.9)	4/9/16	4	0.59	4.59	
▶ 200m	38	Akela JONES	SR	23.28 (1.9)	4/13/16	0.3	0.08	0.38	
▶ 400m	18	A'Keyla MITCHELL	SO	52.34	4/22/16	D	4	0.44	2.44
▶ 800m	24	Sonia GASKIN	SR	2:05.05	4/9/16	1	0.36	1.36	
▶ 100H	6	Akela JONES	SR	12.94 (1.7)	4/22/16	D	20	1.36	3.36
▶ 400H	35	Tia' GAMBLE	SR	58.64	4/9/16	0.45	0.00	0.45	
▶ 4x100	46	McKenzie, Mitchell, Allen, Jones		45.19	4/2/16	0.1	0.00	0.10	
▶ 4x400	19	Gaskin, Jones, Gamble, Mitchell		3:33.57	4/22/16	3.5	0.57	4.07	
▶ HJ	1	Akela JONES	SR	1.95m 6-4¾	4/13/16	30	5.63	35.63	
▶ HJ	4	Kimberly WILLIAMSON	SR	1.86m 6-1¼	4/22/16	24	1.89	25.89	
▶ HJ	24	Rhizlane SIBA	SO	1.79m 5-10½	5/7/16	1	0.25	1.25	
▶ LJ	5	Akela JONES	SR	6.55m 21-6 (1.0)	4/22/16	22	1.72	23.72	
▶ TJ	22	Shardia LAWRENCE	FR	12.99mw 42-7½ (3.5)	4/30/16	2	0.30	2.30	
▶ SP	6	Dani WINTERS	SR	17.36m 56-11½	4/9/16	20	1.43	21.43	
▶ DISC	11	Shadae LAWRENCE	FR	56.54m 185-6	4/30/16	10	0.80	10.80	
▶ HT	9	Sara SAVATOVIC	SR	65.00m 213-3	3/18/16	14	1.33	15.33	
▶ JAV	22	Ally ZERBE	SO	50.57m 165-11	4/30/16	2	0.15	2.15	
Scored bests come from PRE-SEASON DATA									
▶ HEPT	1	Akela JONES	SR	6,371	6/13/15	30	4.40	34.40	
Team Total								189.65	

10



**Texas A&M**

Southeastern Conference

unch

Event	Scrd As	Athlete	Yr	Scored Mark	Date	Pl. Pts.	Bonus	TOTAL
Scored bests come from CURRENT season								
100m	18	Krystal SPARLING	FR	11.27w (3.8)	4/30/16	4	0.55	4.55
100m	21	Brenessa THOMPSON	FR	11.31 (-0.3)	4/23/16	2.5	0.39	2.89
100m	26	Jennifer MADU	SR	11.34w (3.8)	4/30/16	0.9	0.30	1.20
100m	35	Aaliyah BROWN	JR	11.40w (2.1)	3/24/16	0.45	0.13	0.58
100m	42	Diamond SPAULDING	FR	11.44w (2.1)	3/24/16	0.2	0.01	0.21
200m	27	Shamier LITTLE	JR	23.17 (-0.1)	4/23/16	0.85	0.24	1.09
200m	30	Aaliyah BROWN	JR	23.18 (0.2)	4/16/16	0.7	0.23	0.93
200m	34	Krystal SPARLING	FR	23.25w (2.1)	3/24/16	0.5	0.12	0.62
200m	38	Diamond SPAULDING	FR	23.28 (0.2)	4/16/16	0.3	0.08	0.38
400m	29	Briyahna DESROSIERS	FR	52.69	4/8/16	0.75	0.22	0.97
800m	9	Jazmine FRAY	FR	2:03.25	4/23/16	14	1.33	15.33
800m	40	Katie WILLARD	JR	2:06.23	4/16/16	0.25	0.02	0.27
400H	2	Shamier LITTLE	JR	55.14	4/30/16	28	2.65	30.65
400H	48	Ebony CREAR	SO	58.86	4/16/16	0.05	0.00	0.05
4x100	4	Madu, Sparling, Thompson, Brown		43.20	4/30/16	24	2.16	26.16
4x400	6	Desrosiers, Owens, Spaulding, Little		3:30.12	4/30/16	20	1.68	21.68
PV	41	Sara Kathryn STEVENS	SO	4.15m 13-7¾	4/8/16	0.225	0.00	0.22
DISC	4	Shelbi VAUGHAN	SR	60.73m 199-3	4/23/16	24	2.92	26.92
JAV	2	Maggie MALONE	SR	60.36m 198-0	3/18/16	28	4.57	32.57
JAV	15	Audrey MALONE	SO	52.30m 171-7	3/18/16	6	0.59	6.59
JAV	26	Kristen CLARK	SO	50.28m 164-11	4/16/16	0.9	0.08	0.98
JAV	32	Madalaine STULCE	FR	49.44m 162-2	4/23/16	0.6	0.00	0.60
JAV	36	Krystyn BRADLEY	SR	48.95m 160-7	3/18/16	0.4	0.00	0.40
HEPT	10	Annie KUNZ	SR	5,904	4/13/16	12	1.26	13.26
Team Total								189.12

"Scrd As", short for "Scored As", Standing used for place points portion of performance's score combining preseason data (when applied) to current season data

Numbers in BLACK are both the performance's actual NCAA rank AND "scored as" rank Numbers in RED indicate actual NCAA rank does not exist or is worse than "scored as" rank Numbers in BLUE indicate actual NCAA rank is better than "scored as" rank

USTFCCCA Non-Member Non-Member Schools Will NOT be ranked, beginning Week 2



# USTFCCCA NCAA Division I National Team Computer Rankings

as of 5/9/2016 8:46:25 AM

## 2016 Outdoor Track & Field, Week #6

Only those who score >0.01 pts are shown  
D denotes multiple-event rule in affect

### WOMEN

# 11



## Georgia

### Southeastern Conference

# unch

Event	Scrd As	Athlete	Yr	Scored Mark		Date	Pl. Pts.	Bonus	TOTAL	
Scored bests come from CURRENT season										
▶ 100m	42	Katie STONE	SO	11.44	(1.8)	4/8/16	0.2	0.01	0.21	
▶ 100H	9	Kendell WILLIAMS	JR	12.97	(1.1)	4/22/16	14	1.15	15.15	
▶ HJ	4	Madeline FAGAN	SO	1.86m	6-1¼	4/8/16	24	1.89	25.89	
▶ HJ	11	Kendell WILLIAMS	JR	1.81m	5-11¼	4/6/16	10	0.54	10.54	
▶ HJ	16	Leontia KALLENOU	SR	1.80m	5-10½	4/8/16	5	0.40	5.40	
▶ LJ	5	Keturah ORJI	SO	6.55m	21-6 (0.6)	4/30/16	22	1.72	23.72	
▶ LJ	12	Chanice PORTER	SR	6.44m	21-1½ (0.0)	4/30/16	9	0.82	9.82	
▶ LJ	18	Kendell WILLIAMS	JR	6.36m	20-10½ (2.0)	4/30/16	D	4	0.46	2.46
▶ TJ	1	Keturah ORJI	SO	14.11m	46-3¾ (0.2)	4/22/16	30	6.88	36.88	
▶ TJ	42	Aliyah JOHNSON	FR	12.77m	41-10½ (-0.4)	4/22/16	0.2	0.00	0.20	
▶ HT	4	Shelby ASHE	SR	66.05m	216-8	4/30/16	24	1.86	25.86	
▶ HT	48	Asianna COVINGTON	JR	59.64m	195-8	4/30/16	0.05	0.00	0.05	
Scored bests come from PRE-SEASON DATA										
▶ HEPT	3	Kendell WILLIAMS	JR	6,223		6/13/15	26	3.17	29.17	
Team Total								185.35		

# 12



## New Mexico

### Mountain West Conference

# ▲ 2

Event	Scrd As	Athlete	Yr	Scored Mark	Date	Pl. Pts.	Bonus	TOTAL	
Scored bests come from CURRENT season									
▶ 1500m	4	Sophie CONNOR	SR	4:14.03	5/1/16	24	1.76	25.76	
▶ 1500m	6	Calli THACKERY	JR	4:14.99	4/14/16	D	20	1.34	3.34
▶ 1500m	31	Courtney FRERICHs	SR	4:18.92	4/14/16	0.65	0.23	0.88	
▶ 1500m	43	Emily HOSKER-THORNHILL	SR	4:19.88	5/1/16	0.175	0.10	0.27	
▶ Steeple	1	Courtney FRERICHs	SR	9:29.31	5/1/16	30	5.35	35.35	
▶ Steeple	39	Natasha BERNAL	FR	10:19.54	5/1/16	0.275	0.00	0.28	
▶ 5000m	4	Calli THACKERY	JR	15:37.44	5/1/16	24	1.90	25.90	
▶ 10k	5	Alice WRIGHT	JR	32:36.11	5/1/16	22	2.15	24.15	
▶ LJ	39	Aasha MARLER	SR	6.19m	20-3% (1.6)	4/2/16	0.275	0.00	0.28
▶ TJ	15	Aasha MARLER	SR	13.05m	42-9% (0.0)	4/2/16	6	0.44	6.44
▶ TJ	15	Jannell HADNOT	JR	13.05m	42-9% (1.3)	4/14/16	6	0.44	6.44
▶ HEPT	43	Samantha BOWE	SR	5,349	4/13/16	0.175	0.00	0.17	
Scored bests come from PRE-SEASON DATA									
▶ 5000m	9	Alice WRIGHT	SO	15:45.87	5/2/15	14	1.10	15.10	
Team Total								144.35	

# 13



## Tennessee

### Southeastern Conference

# unch

Event	Scrd As	Athlete	Yr	Scored Mark		Date	Pl. Pts.	Bonus	TOTAL
Scored bests come from CURRENT season									
▶ 100m	10	Kali DAVIS-WHITE	JR	11.18w	(3.5)	4/23/16	12	1.21	13.21
▶ 100m	35	Felicia BROWN	SR	11.40w	(2.7)	3/31/16	0.45	0.13	0.58
▶ 200m	1	Felicia BROWN	SR	22.55	(0.4)	4/15/16	30	2.23	32.23
▶ 200m	16	Kali DAVIS-WHITE	JR	22.86	(0.4)	4/15/16	5	0.83	5.83
▶ 200m	20	Felecia MAJORS	JR	23.01	(0.6)	3/31/16	D	3	0.48
▶ 400m	15	Felecia MAJORS	JR	52.19		4/23/16	6	0.63	6.63
▶ 10k	3	Chelsea BLAASE	JR	32:08.39		4/1/16	26	3.32	29.32
▶ 4x100	6	Greer, Davis-White, Majors, Brown		43.45		3/31/16	20	1.61	21.61
▶ 4x400	7	Dyer, Brown, White, Majors		3:30.73		4/28/16	18	1.41	19.41
▶ PV	49	Kristen DENK	FR	4.10m	13-5½	3/17/16	0.025	0.00	0.03
▶ LJ	36	Cidaea' WOODS	SO	6.21m	20-4½ (0.6)	4/15/16	0.4	0.00	0.40
▶ SP	11	Cassie WERTMAN	JR	17.11m	56-1¼	4/23/16	10	0.86	10.86
▶ JAV	23	Maria JIMENEZ	SR	50.52m	165-9	4/23/16	1.5	0.14	1.64
Team Total									144.24

# 14



## Harvard

### Ivy League

# ▼ 2

Event	Scrd As	Athlete	Yr	Scored Mark		Date	Pl. Pts.	Bonus	TOTAL	
Scored bests come from CURRENT season										
▶ 100m	20	Gabrielle THOMAS	FR	11.30	(2.0)	3/31/16	3	0.42	3.42	
▶ 200m	10	Gabrielle THOMAS	FR	22.75	(0.6)	3/31/16	12	1.30	13.30	
▶ 1500m	14	Paige KOUBA	SR	4:16.46		3/25/16	D	7	0.77	2.77
▶ Steeple	5	Paige KOUBA	SR	9:50.21		4/1/16	22	2.08	24.08	
▶ 10k	2	Courtney SMITH	SO	32:08.32		4/1/16	28	3.33	31.33	
▶ 400H	5	Autumne FRANKLIN	SR	55.70		4/22/16	22	1.83	23.83	
▶ 400H	10	Jade MILLER	JR	56.44		4/22/16	12	1.09	13.09	
▶ 4x100	24	Musa, Miller, Franklin, Thomas		44.56		3/25/16	1	0.31	1.31	
▶ 4x400	12	Thomas, Franklin, Scott, Miller		3:32.05		3/31/16	9	1.00	10.00	
▶ SP	10	Nikki OKWELOGU	JR	17.16m	56-3¾	4/28/16	12	0.98	12.98	
▶ DISC	18	Nikki OKWELOGU	JR	55.08m	180-8	4/22/16	4	0.37	4.37	
▶ HEPT	25	Madison HANSEN	SR	5,530		5/7/16	0.95	0.16	1.11	
Team Total									141.60	

"Scrd As", short for "Scored As", Standing used for place points portion of performance's score combining preseason data (when applied) to current season data

Numbers in BLACK are both the performance's actual NCAA rank AND "scored as" rank Numbers in RED indicate actual NCAA rank does not exist or is worse than "scored as" rank Numbers in BLUE indicate actual NCAA rank is better than "scored as" rank

USTFCCCA Non-Member

Non-Member Schools Will NOT be ranked, beginning Week 2



# USTFCCCA NCAA Division I National Team Computer Rankings

as of 5/9/2016 8:46:26 AM

## 2016 Outdoor Track & Field, Week #6

Only those who score >0.01 pts are shown  
D denotes multiple-event rule in affect

### WOMEN

# 15



## Oklahoma

### Big 12 Conference

## unch

Event	Scrd As	Athlete	Yr	Scored Mark	Date	Pl. Pts.	Bonus	TOTAL
Scored bests come from CURRENT season								
200m	5	Daye Shon ROBERSON	JR	22.65 (1.0)	5/1/16	D 22	1.76	3.76
400m	5	Daye Shon ROBERSON	JR	51.42	5/1/16	22	1.62	23.62
4x100	21	Brazil, Pipi, Roberson, Buchanan		44.38	4/9/16	2.5	0.44	2.94
4x400	16	Pipi, Roberson, Demerson, Baker		3:32.95	3/30/16	5	0.72	5.72
PV	9	Mackenzie SHELL	FR	4.41m	4/22/16	14	1.25	15.25
LJ	31	Baileh SIMMS	JR	6.26mw	4/9/16	0.65	0.01	0.66
SP	13	Jessica WOODARD	SO	17.03m	4/22/16	8	0.72	8.72
SP	46	Avione ALLGOOD	JR	15.86m	4/22/16	0.1	0.00	0.10
DISC	33	Jessica WOODARD	SO	53.78m	4/22/16	0.55	0.00	0.55
DISC	47	Kate FOSTER	SR	52.00m	4/22/16	0.075	0.00	0.08
HT	3	Julia REEDY	SR	66.81m	3/18/16	26	2.41	28.41
HT	17	Sarah TOLSON	SR	61.63m	3/18/16	4.5	0.31	4.81
HT	31	Ashley BRYANT	FR	60.53m	4/22/16	0.65	0.02	0.67
JAV	7	Avione ALLGOOD	JR	55.69m	3/18/16	18	1.64	19.64
JAV	13	Elizabeth HERRS	SR	53.24m	4/22/16	8	0.82	8.82

#### Scored bests come from PRE-SEASON DATA

HEPT	45	Makayla STEPHENS	SO	5,336	5/15/15	0.125	0.00	0.13
------	----	------------------	----	-------	---------	-------	------	------

**Team Total 123.87**

# 16



## Mississippi State

### Southeastern Conference

## unch

Event	Scrd As	Athlete	Yr	Scored Mark	Date	Pl. Pts.	Bonus	TOTAL
Scored bests come from CURRENT season								
400m	30	Shayla LUCKETT	SR	52.74	3/31/16	0.7	0.19	0.89
800m	15	Marta FREITAS	SR	2:04.16	4/9/16	D 6	0.72	2.72
1500m	1	Marta FREITAS	SR	4:11.52	4/22/16	30	2.87	32.87
1500m	18	Ffion PRICE	JR	4:17.47	4/22/16	4	0.49	4.49
Steeple	12	Cornelia GRIESCHE	SR	10:00.96	4/22/16	9	0.79	9.79
Steeple	30	Antonia HEHR	FR	10:13.49	4/22/16	0.7	0.14	0.84
100H	20	Erica BOUGARD	SR	13.09w (2.9)	4/9/16	3	0.54	3.54
4x400	24	Lockett, Martin, Bougard, McNeil		3:35.12	4/23/16	1	0.33	1.33
HJ	2	Erica BOUGARD	SR	1.88m	6-2	28	2.72	30.72
LJ	28	Erica BOUGARD	SR	6.28m	20-7 1/4 (1.9)	0.8	0.10	0.90

#### Scored bests come from PRE-SEASON DATA

HEPT	2	Erica BOUGARD	SR	6,250	5/14/15	28	3.40	31.40
------	---	---------------	----	-------	---------	----	------	-------

**Team Total 119.49**

# 17



## Miami (Fla.)

### Atlantic Coast Conference

## unch

Event	Scrd As	Athlete	Yr	Scored Mark	Date	Pl. Pts.	Bonus	TOTAL
Scored bests come from CURRENT season								
200m	22	Shakima WIMBLEY	JR	23.06w (2.4)	4/30/16	D 2	0.41	2.41
200m	45	Aiyanna STIVERNE	JR	23.33 (2.0)	3/18/16	0.125	0.00	0.13
400m	7	Shakima WIMBLEY	JR	51.62	4/8/16	18	1.36	19.36
400m	20	Aiyanna STIVERNE	JR	52.43	3/25/16	3	0.39	3.39
100H	11	Ebony MORRISON	JR	13.00 (0.6)	4/22/16	10	1.00	11.00
400H	45	Jamika GLADES	JR	58.80	4/30/16	0.125	0.00	0.13
4x100	11	Wimbley, Brown, Stiverne, Morrison		43.75	4/8/16	10	1.08	11.08
4x400	10	Washington, Stiverne, Runia, Wimbley		3:31.73	4/8/16	12	1.10	13.10
HJ	6	Dakota DAILEY-HARRIS	SR	1.85m	6- 3/4	20	1.50	21.50
PV	3	Alysha NEWMAN	SR	4.60m	15-1	26	3.26	29.26
SP	47	Tiffany OKIEME	SR	15.83m	51-11 1/4	0.075	0.00	0.08
HT	49	Precious OGUNLEYE	SR	59.49m	195-2	0.025	0.00	0.03

**Team Total 111.44**

"Scrd As", short for "Scored As", Standing used for place points portion of performance's score combining preseason data (when applied) to current season data

Numbers in BLACK are both the performance's actual NCAA rank AND "scored as" rank Numbers in RED indicate actual NCAA rank does not exist or is worse than "scored as" rank Numbers in BLUE indicate actual NCAA rank is better than "scored as" rank

USTFCCCA Non-Member

Non-Member Schools Will NOT be ranked, beginning Week 2



## 2016 Outdoor Track &amp; Field, Week #6

Only those who score >0.01 pts are shown  
D denotes multiple-event rule in affect

## WOMEN

18



Oklahoma State

Big 12 Conference

unch

Event	Scrd As	Athlete	Yr	Scored Mark	Date	Pl. Pts.	Bonus	TOTAL
Scored bests come from CURRENT season								
800m	2	Kaela EDWARDS	SO	2:01.97	4/14/16	28	2.48	30.48
800m	17	Clara NICHOLS	JR	2:04.45	4/14/16	4.5	0.55	5.05
800m	32	Savannah CAMACHO	JR	2:05.73	5/6/16	0.6	0.17	0.77
800m	41	Abbie HETHERINGTON	SO	2:06.26	5/6/16	0.225	0.02	0.24
800m	46	Kaylee DODD	SO	2:06.55	4/14/16	0.1	0.00	0.10
1500m	16	Kaela EDWARDS	SO	4:17.07	4/14/16	D 5	0.60	2.60
1500m	19	Savannah CAMACHO	JR	4:17.56	4/1/16	3.5	0.46	3.96
1500m	33	Aurora DYBEDOKKEN	SO	4:19.22	5/1/16	0.55	0.19	0.74
1500m	49	Ingeborg LOEVNES	JR	4:20.04	4/14/16	0.025	0.08	0.10
1500m	51	Anna BOYERT	JR	4:20.11	4/22/16		0.07	0.07
Steeple	6	Ingeborg LOEVNES	JR	9:50.67	5/1/16	20	2.01	22.01
5000m	28	Aurora DYBEDOKKEN	SO	16:03.72	4/1/16	0.8	0.17	0.97
10k	14	Monika JUODESKAITE	SR	33:23.93	5/1/16	7	0.70	7.70
10k	44	Natalie BAKER	JR	34:12.59	4/1/16	0.15	0.00	0.15
SP	3	Chase EALEY	SR	17.71m 58-1 1/2	3/25/16	26	2.40	28.40

Team Total 103.33

19



Texas Tech

Big 12 Conference

▲ 8

Event	Scrd As	Athlete	Yr	Scored Mark	Date	Pl. Pts.	Bonus	TOTAL
Scored bests come from CURRENT season								
4x100	41	Latham, Limp, Johnson, Nesmith		45.09	4/23/16	0.225	0.00	0.23
4x400	45	Rockwell, Limp, Parker, Smith		3:39.60	4/23/16	0.125	0.00	0.13
HJ	45	Natalie THOMPSON	SR	1.77m 5-9 3/4	4/9/16	0.125	0.00	0.13
PV	36	Haley COOK	SR	4.17m 13-8 1/2	5/6/16	0.4	0.00	0.40
LJ	22	Gionna JACKSON	SR	6.34mw 20-9 3/4 (2.3)	5/6/16	2	0.37	2.37
TJ	2	Viershanie LATHAM	JR	13.60mw 44-7 1/2 (4.0)	5/6/16	28	3.43	31.43
TJ	25	Gionna JACKSON	SR	12.98m 42-7 (0.5)	4/27/16	0.95	0.27	1.22
DISC	2	Hannah CARSON	SR	61.97m 203-3	5/6/16	28	3.94	31.94
JAV	1	Hannah CARSON	SR	60.42m 198-2	4/23/16	30	4.61	34.61
JAV	42	Natalie BAKER	SR	48.44m 158-11	4/23/16	0.2	0.00	0.20
HEPT	44	Kaylee HINTON	FR	5,348	4/20/16	0.15	0.00	0.15

Scored bests come from PRE-SEASON DATA

HEPT	34	Natalie THOMPSON	SR	5,440	5/15/15	0.5	0.00	0.50
------	----	------------------	----	-------	---------	-----	------	------

Team Total 103.31

20



Baylor

Big 12 Conference

▼ 1

Event	Scrd As	Athlete	Yr	Scored Mark	Date	Pl. Pts.	Bonus	TOTAL
Scored bests come from CURRENT season								
100m	21	Kiana HORTON	FR	11.31w (2.1)	3/24/16	2.5	0.39	2.89
100m	24	Taylor BENNETT	FR	11.33 (-0.3)	4/23/16	1	0.33	1.33
200m	6	Taylor BENNETT	FR	22.71 (-1.0)	4/9/16	20	1.48	21.48
200m	21	Kiana HORTON	FR	23.02 (-0.1)	4/23/16	2.5	0.47	2.97
400H	19	Kiana HAWN	SO	57.48	3/30/16	3.5	0.48	3.98
4x100	10	Horton, Bennett, Mainoo, Dayries		43.69	4/23/16	12	1.17	13.17
4x400	13	Bennett, Hawn, Horton, Williams		3:32.31	3/30/16	8	0.92	8.92
PV	5	Annie RHODES	JR	4.45m 14-7 1/2	3/24/16	22	1.63	23.63
TJ	36	Rachel TOLIVER	JR	12.87mw 42-2 3/4 (2.3)	3/17/16	0.4	0.02	0.42
SP	28	Cion HICKS	JR	16.41m 53-10 1/2	4/9/16	0.8	0.01	0.81
DISC	25	Cion HICKS	JR	54.25m 178-0	3/30/16	0.95	0.13	1.08

Scored bests come from PRE-SEASON DATA

5000m	8	Maggie MONTOYA	JR	15:44.52	5/2/15	16	1.19	17.19
-------	---	----------------	----	----------	--------	----	------	-------

Team Total 97.87

21



Wisconsin

Big Ten Conference

unch

Event	Scrd As	Athlete	Yr	Scored Mark	Date	Pl. Pts.	Bonus	TOTAL
Scored bests come from CURRENT season								
HJ	16	Georgia ELLENWOOD	JR	1.80m 5-10 3/4	5/6/16	5	0.40	5.40
LJ	39	Georgia ELLENWOOD	JR	6.19m 20-3 3/4 (1.9)	4/22/16	0.275	0.00	0.28
SP	2	Kelsey CARD	SR	18.56m 60-10 3/4	5/6/16	28	5.22	33.22
DISC	1	Kelsey CARD	SR	62.10m 203-9	4/22/16	30	4.05	34.05
HT	14	Haley SHOWALTER	FR	63.18m 207-3	5/6/16	7	0.72	7.72
JAV	48	Brianna BOWER	SR	47.68m 156-5	5/6/16	0.05	0.00	0.05
HEPT	9	Georgia ELLENWOOD	JR	5,914	4/6/16	14	1.29	15.29

Team Total 95.99

"Scrd As", short for "Scored As", Standing used for place points portion of performance's score combining preseason data (when applied) to current season data

Numbers in BLACK are both the performance's actual NCAA rank AND "scored as" rank Numbers in RED indicate actual NCAA rank does not exist or is worse than "scored as" rank Numbers in BLUE indicate actual NCAA rank is better than "scored as" rank

USTFCCCA Non-Member Non-Member Schools Will NOT be ranked, beginning Week 2





# USTFCCCA NCAA Division I National Team Computer Rankings

as of 5/9/2016 8:46:26 AM

## 2016 Outdoor Track & Field, Week #6

Only those who score >0.01 pts are shown  
D denotes multiple-event rule in affect

### WOMEN

# 22



## Arizona

### Pac-12 Conference

# ▼ 2

Event	Scrd As	Athlete	Yr	Scored Mark	Date	Pl. Pts.	Bonus	TOTAL
Scored bests come from CURRENT season								
400m	10	Sage WATSON	JR	52.01	4/30/16	D 12	0.86	2.86
400m	24	Tatum WAGGONER	SO	52.52	4/9/16	1	0.33	1.33
100H	8	Nnnya HAILEY	SR	12.96 (1.3)	4/9/16	16	1.21	17.21
400H	1	Nnnya HAILEY	SR	54.98	4/23/16	30	2.89	32.89
400H	4	Sage WATSON	JR	55.45	4/9/16	24	2.19	26.19
4x100	43	Hicks, Gray, Trevisan, Christman		45.14	4/30/16	0.175	0.00	0.18
4x400	20	Waggoner, Gray, Trevisan, Watson		3:33.81	4/9/16	3	0.53	3.53
HJ	16	Lisanne HAGENS	SO	1.80m 5-10½	4/23/16	5	0.40	5.40
HEPT	20	Alyssa THOMPSON	JR	5,580	5/7/16	3	0.31	3.31
Team Total								92.89

# 23



## Nebraska

### Big Ten Conference

# ▲ 1

Event	Scrd As	Athlete	Yr	Scored Mark	Date	Pl. Pts.	Bonus	TOTAL
Scored bests come from CURRENT season								
100H	39	Jasmine BARGE	FR	13.32w (2.1)	4/20/16	0.275	0.00	0.28
100H	42	Chanel FREEMAN	FR	13.35 (0.9)	3/25/16	0.2	0.00	0.20
400H	30	Jasmine BARGE	FR	58.19	4/16/16	0.7	0.16	0.86
400H	39	Karolina PAHLITZSCH	SO	58.71	5/7/16	0.275	0.00	0.28
HJ	8	Reka CZUTH	SO	1.84m 6-½	4/9/16	16	1.22	17.22
PV	19	Paula ANDRIE	SR	4.27m 14-0	5/7/16	3.5	0.45	3.95
PV	28	Tess MERRILL	SR	4.20m 13-9½	4/27/16	0.8	0.11	0.91
LJ	12	Tierra WILLIAMS	JR	6.44m 21-1½ (-1.1)	5/7/16	9	0.82	9.82
TJ	5	Tierra WILLIAMS	JR	13.35m 43-9½ (1.5)	4/16/16	22	1.74	23.74
SP	36	Toni TUPPER	FR	16.14m 52-11½	4/20/16	0.4	0.00	0.40
JAV	8	Sarah FIRESTONE	JR	55.39m 181-8	4/20/16	16	1.49	17.49
JAV	17	Danielle PLANK	JR	51.57m 169-2	4/20/16	4.5	0.40	4.90
JAV	27	Brittni WOLCZYK	FR	49.99m 164-0	4/9/16	0.85	0.01	0.86
Team Total								80.89

# 24



## Auburn

### Southeastern Conference

# ▼ 2

Event	Scrd As	Athlete	Yr	Scored Mark	Date	Pl. Pts.	Bonus	TOTAL
Scored bests come from CURRENT season								
100H	28	Samantha SCARLETT	SR	13.22w (2.1)	4/8/16	0.8	0.21	1.01
400H	22	Sashel BROWN	JR	57.76	4/22/16	2	0.35	2.35
400H	43	Michelle ATHERLEY	FR	58.78	4/22/16	0.175	0.00	0.17
4x100	17	Williams, Ambrose, Brown, Atherley		44.20	4/22/16	4.5	0.57	5.07
PV	8	Jessie JOHNSON	JR	4.43m 14-6½	4/30/16	16	1.44	17.44
LJ	10	Dominique BULLOCK	SO	6.48m 21-3¼ (1.7)	4/22/16	12	1.10	13.10
TJ	30	Marshay RYAN	JR	12.93m 42-5¼ (0.0)	4/28/16	0.7	0.16	0.86
SP	5	Valentina MUZARIC	SR	17.37m 57-0	3/25/16	22	1.45	23.45
SP	16	Rachel DINCOFF	SR	16.95m 55-7½	4/30/16	5	0.62	5.62
DISC	15	Rachel DINCOFF	SR	55.46m 181-11	3/30/16	6	0.48	6.48
JAV	28	Kylee CARTER	FR	49.91m 163-9	4/22/16	0.8	0.00	0.80
JAV	49	Alyssa KOPP	JR	47.64m 156-3	4/22/16	0.025	0.00	0.03
Team Total								76.38

# 25



## Mississippi

### Southeastern Conference

# ▼ 2

Event	Scrd As	Athlete	Yr	Scored Mark	Date	Pl. Pts.	Bonus	TOTAL
Scored bests come from CURRENT season								
100m	34	Khadijah SULEMAN	SR	11.39 (0.9)	3/25/16	0.5	0.16	0.66
10k	20	Emily BEAN	SO	33:39.36	4/1/16	3	0.40	3.40
10k	25	Mary Alex ENGLAND	JR	33:47.91	4/1/16	0.95	0.28	1.23
4x100	15	Henderson, Tate, Ray, Suleman		44.03	3/31/16	6	0.69	6.69
4x400	46	Alexander, Carbo, Mattix, Tate		3:39.72	3/31/16	0.1	0.00	0.10
PV	11	Lindsey MURRAY	SO	4.34m 14-2¾	4/29/16	10	0.79	10.79
SP	1	Raven SAUNDERS	SO	18.75m 61-6¾	3/17/16	30	5.84	35.84
DISC	10	Raven SAUNDERS	SO	56.85m 186-6	3/17/16	12	0.89	12.89
Team Total								71.61

"Scrd As", short for "Scored As", Standing used for place points portion of performance's score combining preseason data (when applied) to current season data

Numbers in BLACK are both the performance's actual NCAA rank AND "scored as" rank Numbers in RED indicate actual NCAA rank does not exist or is worse than "scored as" rank Numbers in BLUE indicate actual NCAA rank is better than "scored as" rank

USTFCCCA Non-Member

Non-Member Schools Will NOT be ranked, beginning Week 2





# USTFCCCA NCAA Division I National Team Computer Rankings

as of 5/9/2016 8:46:26 AM

## 2016 Outdoor Track & Field, Week #6

Only those who score >0.01 pts are shown  
D denotes multiple-event rule in affect

### WOMEN

# 26



## Washington

### Pac-12 Conference

# ▼ 1

Event	Scrd As	Athlete	Yr	Scored Mark	Date	Pl. Pts.	Bonus	TOTAL
Scored bests come from CURRENT season								
100m	40	Kennadi BOUYER	JR	11.43w (3.7)	4/14/16	0.25	0.04	0.29
800m	21	Baylee MIRES	SR	2:04.91	4/23/16	2.5	0.40	2.90
1500m	2	Anna MAXWELL	SO	4:12.62	5/1/16	28	2.38	30.38
1500m	29	Maddie MEYERS	JR	4:18.57	4/1/16	0.75	0.28	1.03
1500m	35	Amy-Eloise NEALE	SO	4:19.29	4/1/16	0.45	0.18	0.63
1500m	36	Baylee MIRES	SR	4:19.43	4/1/16	0.4	0.16	0.56
Steeple	10	Charlotte PROUSE	FR	10:00.67	4/9/16	12	0.82	12.82
Steeple	13	Isobel BATT-DOYLE	SO	10:02.00	4/9/16	8	0.70	8.70
5000m	15	Katie KNIGHT	JR	15:52.70	5/1/16	6	0.60	6.60
5000m	29	Charlotte PROUSE	FR	16:03.80	4/1/16	0.75	0.16	0.91
5000m	31	Isobel BATT-DOYLE	SO	16:04.79	4/1/16	0.65	0.13	0.78
4x400	43	Derby, Ford, Birkenfeld, Mires		3:39.30	4/23/16	0.175	0.00	0.18
PV	44	Elizabeth QUICK	JR	4.13m 13-6½	3/25/16	0.15	0.00	0.15
Team Total								65.94

# 27



## Michigan

### Big Ten Conference

# ▼ 1

Event	Scrd As	Athlete	Yr	Scored Mark	Date	Pl. Pts.	Bonus	TOTAL
Scored bests come from CURRENT season								
800m	33	Danielle PFEIFER	SR	2:05.75	5/1/16	0.55	0.16	0.71
1500m	3	Shannon OSIKA	SR	4:13.43	5/1/16	26	2.02	28.02
1500m	38	Jaimie PHELAN	JR	4:19.48	5/1/16	0.3	0.15	0.45
1500m	52	Devon HOPPE	SR	4:20.12	5/1/16		0.06	0.06
Steeple	41	Anna PASTERNAK	SR	10:20.53	4/14/16	0.225	0.00	0.22
Steeple	48	Claire BORCHERS	SO	10:22.58	4/14/16	0.05	0.00	0.05
100H	1	Cindy OFILI	SR	12.66 (2.0)	4/14/16	30	3.58	33.58
HJ	24	Claire KIEFFER-WRIGHT	SO	1.79m 5-10½	4/1/16	1	0.25	1.25
HEPT	27	Aaron HOWELL	SO	5,493	4/13/16	0.85	0.05	0.90
Team Total								65.26

# 28



## Alabama

### Southeastern Conference

# unch

Event	Scrd As	Athlete	Yr	Scored Mark	Date	Pl. Pts.	Bonus	TOTAL
Scored bests come from CURRENT season								
100m	42	Diamond GAUSE	JR	11.44w (2.6)	4/22/16	0.2	0.01	0.21
200m	49	Diamond GAUSE	JR	23.35 (1.1)	4/22/16	0.025	0.00	0.03
400m	21	Alex GHOLSTON	JR	52.48	4/30/16	2.5	0.35	2.85
800m	37	Kimberley FICENEC	SR	2:05.96	3/31/16	0.35	0.10	0.45
Steeple	17	Katelyn GREENLEAF	SR	10:05.03	4/1/16	4.5	0.55	5.05
10k	26	Rachael REDDY	FR	33:55.23	4/1/16	0.9	0.17	1.07
100H	46	Vanessa CLERVEAUX	JR	13.40w (2.5)	3/31/16	0.1	0.00	0.10
4x100	12	Clerveaux, Gause, Gholston, Burks		43.76	3/31/16	9	1.07	10.07
4x400	21	Funcheon, Williams, Gause, Gholston		3:34.67	4/9/16	2.5	0.40	2.90
HJ	31	Stacey DESTIN	FR	1.78m 5-10	4/30/16	0.65	0.11	0.76
HJ	31	Claire ORCEL	FR	1.78m 5-10	4/30/16	0.65	0.11	0.76
PV	28	Anna REED	SR	4.20m 13-9½	3/31/16	0.8	0.11	0.91
PV	36	Lakan TAYLOR	JR	4.17m 13-8½	4/9/16	0.4	0.00	0.40
LJ	1	Quanesha BURKS	JR	6.76m 22-2¼ (1.8)	4/22/16	30	4.39	34.39
SP	30	Haley TEEL	SO	16.26m 53-4¼	3/31/16	0.7	0.00	0.70
DISC	29	Haley TEEL	SO	54.03m 177-3	3/31/16	0.75	0.07	0.82
HT	40	Danielle MCCONNELL	SO	60.17m 197-5	4/22/16	0.25	0.00	0.25
Team Total								61.72

"Scrd As", short for "Scored As", Standing used for place points portion of performance's score combining preseason data (when applied) to current season data

Numbers in BLACK are both the performance's actual NCAA rank AND "scored as" rank Numbers in RED indicate actual NCAA rank does not exist or is worse than "scored as" rank Numbers in BLUE indicate actual NCAA rank is better than "scored as" rank

USTFCCCA Non-Member

Non-Member Schools Will NOT be ranked, beginning Week 2



# USTFCCCA NCAA Division I National Team Computer Rankings

as of 5/9/2016 8:46:26 AM

## 2016 Outdoor Track & Field, Week #6

Only those who score >0.01 pts are shown  
D denotes multiple-event rule in affect

### WOMEN

29



**UCLA**

Pac-12 Conference

unch

Event	Scrd As	Athlete	Yr	Scored Mark	Date	Pl. Pts.	Bonus	TOTAL
Scored bests come from CURRENT season								
100m	32	Kylie PRICE	SR	11.38 (0.1)	5/1/16	0.6	0.19	0.79
200m	33	Anglerne ANNELUS	FR	23.24 (0.2)	4/16/16	0.55	0.14	0.69
400H	42	Jasmine STAUFFACHER-GRAY	FR	58.74	4/16/16	0.2	0.00	0.20
4x100	14	Acolatse, Maduka, Annelus, Price		43.91	4/16/16	7	0.85	7.85
PV	35	Greta WAGNER	FR	4.18m	4/2/16	0.45	0.01	0.46
LJ	8	Kylie PRICE	SR	6.52mw	3/22/16	16	1.45	17.45
LJ	38	Jessie MADUKA	SO	6.20mw	4/2/16	0.3	0.00	0.30
SP	4	Torie OWERS	JR	17.50m	4/16/16	24	1.74	25.74
SP	19	Stamatia SCARVELIS	FR	16.75m	4/9/16	3.5	0.40	3.90
DISC	31	Stamatia SCARVELIS	FR	53.92m	4/22/16	0.65	0.03	0.68
HT	25	Stamatia SCARVELIS	FR	61.05m	5/1/16	0.95	0.16	1.11
HEPT	33	Kendall GUSTAFSON	SO	5,442	4/13/16	0.55	0.00	0.55
Team Total								59.72

31



**New Hampshire**

America East Conference

▲ 22

Event	Scrd As	Athlete	Yr	Scored Mark	Date	Pl. Pts.	Bonus	TOTAL
Scored bests come from CURRENT season								
800m	48	Elinor PURRIER	SO	2:06.63	3/31/16	0.05	0.00	0.05
Steeple	2	Elinor PURRIER	SO	9:47.17	4/15/16	28	2.54	30.54
Steeple	4	Laura Rose DONEGAN	JR	9:49.16	5/7/16	24	2.24	26.24
Team Total								56.83

32



**Boston College**

Atlantic Coast Conference

▲ 1

Event	Scrd As	Athlete	Yr	Scored Mark	Date	Pl. Pts.	Bonus	TOTAL
Scored bests come from CURRENT season								
Steeple	3	Danielle WINSLOW	SR	9:48.81	4/15/16	26	2.29	28.29
Scored bests come from PRE-SEASON DATA								
5000m	3	Liv WESTPHAL	SR	15:33.33	4/3/15	26	2.35	28.35
Team Total								56.65

33



**Kansas**

Big 12 Conference

▲ 1

Event	Scrd As	Athlete	Yr	Scored Mark	Date	Pl. Pts.	Bonus	TOTAL
Scored bests come from CURRENT season								
100m	30	Zainab SANNI	JR	11.36w (2.8)	4/20/16	0.7	0.25	0.95
800m	31	Whitney ADAMS	JR	2:05.43	4/8/16	0.65	0.25	0.90
10k	9	Sharon LOKEDI	SO	33:10.06	4/1/16	14	1.11	15.11
4x400	34	Adams, Montgomery, Newell, Sanni		3:37.30	4/30/16	0.5	0.00	0.50
DISC	23	Dasha TSEMA	SR	54.47m	4/20/16	1.5	0.19	1.69
DISC	43	Daina LEVY	SR	52.16m	4/8/16	0.175	0.00	0.17
HT	2	Daina LEVY	SR	68.35m	4/30/16	28	3.57	31.57
JAV	18	Shaylyn STALLBAUMER	FR	51.02m	4/20/16	4	0.27	4.27
Team Total								55.16

30



**Arizona State**

Pac-12 Conference

unch

Event	Scrd As	Athlete	Yr	Scored Mark	Date	Pl. Pts.	Bonus	TOTAL
Scored bests come from CURRENT season								
1500m	39	Jen OWEN	SR	4:19.62	3/18/16	0.275	0.13	0.41
LJ	46	Keyasia TIBBS	JR	6.17m	4/30/16	0.1	0.00	0.10
TJ	11	Keyasia TIBBS	JR	13.10m	4/14/16	10	0.56	10.56
SP	21	Maggie EWEN	SO	16.71m	4/30/16	2.5	0.35	2.85
DISC	7	Maggie EWEN	SO	59.01m	4/8/16	18	1.89	19.89
DISC	30	Ginger JARCHOW	SR	53.95m	4/30/16	0.7	0.04	0.74
HT	5	Maggie EWEN	SO	65.65m	4/30/16	22	1.66	23.66
Team Total								58.21

"Scrd As", short for "Scored As", Standing used for place points portion of performance's score combining preseason data (when applied) to current season data

Numbers in BLACK are both the performance's actual NCAA rank AND "scored as" rank Numbers in RED indicate actual NCAA rank does not exist or is worse than "scored as" rank Numbers in BLUE indicate actual NCAA rank is better than "scored as" rank

USTFCCCA Non-Member

Non-Member Schools Will NOT be ranked, beginning Week 2



# USTFCCCA NCAA Division I National Team Computer Rankings

as of 5/9/2016 8:46:27 AM

## 2016 Outdoor Track & Field, Week #6

Only those who score >0.01 pts are shown  
D denotes multiple-event rule in affect

### WOMEN

# 34



## Fresno State

### Mountain West Conference

# 2

Event	Scrd As	Athlete	Yr	Scored Mark		Date	Pl. Pts.	Bonus	TOTAL
Scored bests come from CURRENT season									
▶ 1500m	5	Annemarie SCHWANZ	JR	4:14.89		4/22/16	22	1.39	23.39
▶ 5000m	32	Annemarie SCHWANZ	JR	16:05.58		4/1/16	0.6	0.10	0.70
▶ 400H	28	Kyra JOHNSON	SR	58.04		4/9/16	0.8	0.22	1.02
▶ 4x400	33	Johnson, Omawahleh, Harris-Murillo, Johnson		3:36.87		4/9/16	0.55	0.06	0.61
▶ LJ	3	Je'Nia SEARS	SR	6.63m	21-9 (1.8)	4/23/16	26	2.70	28.70
▶ DISC	37	Kayla HOPKINS	SO	53.02m	173-11	4/23/16	0.35	0.00	0.35
Team Total									54.77

# 35



## Minnesota

### Big Ten Conference

# 3

Event	Scrd As	Athlete	Yr	Scored Mark	Date	Pl. Pts.	Bonus	TOTAL
Scored bests come from CURRENT season								
▶ 400m	48	Titania MARKLAND	JR	53.25	4/30/16	0.05	0.00	0.05
▶ Steeple	14	Madeline STRANDEMO	SO	10:03.52	4/22/16	7	0.62	7.62
▶ Steeple	26	Kaila URICK	SR	10:11.54	4/22/16	0.9	0.23	1.13
▶ 10k	46	Liz BERKHOLTZ	SR	34:14.01	4/22/16	0.1	0.00	0.10
▶ 100H	21	Kimberly GOLDING	JR	13.11w (3.0)	4/30/16	2.5	0.49	2.99
▶ 100H	27	Emma SPAGNOLA	SO	13.20w (3.0)	4/30/16	0.85	0.26	1.11
▶ 4x400	26	Hawkins, Egwim, Keller, Markland		3:35.93	4/30/16	0.9	0.21	1.11
▶ DISC	24	Agnes ESSER	SO	54.35m 178-3	4/2/16	1	0.16	1.16
▶ HT	18	Lyndsey THORPE	SR	61.51m 201-9	4/30/16	4	0.28	4.28
▶ HT	31	Agnes ESSER	SO	60.53m 198-7	4/22/16	0.65	0.02	0.67
▶ HT	33	Ke-Ke BURKS	SR	60.47m 198-4	4/22/16	0.55	0.01	0.56
▶ JAV	12	Nicolle MURPHY	JR	53.96m 177-0	4/22/16	9	1.01	10.01
Scored bests come from PRE-SEASON DATA								
▶ HEPT	5	Jess HERAUF	SR	6,014	5/15/15	22	1.83	23.83
Team Total								54.60

# 36



## Duke

### Atlantic Coast Conference

# 1

Event	Scrd As	Athlete	Yr	Scored Mark		Date	Pl. Pts.	Bonus	TOTAL
Scored bests come from CURRENT season									
▶ 800m	16	Anima BANKS	SR	2:04.38		5/1/16	5	0.59	5.59
▶ 1500m	46	Anima BANKS	SR	4:19.99		4/1/16	0.1	0.08	0.18
▶ Steeple	46	Olivia ANDERSON	SR	10:21.86		4/1/16	0.1	0.00	0.10
▶ 4x100	48	Lowe, Maslowski, Kopp, Price		45.26		4/22/16	0.05	0.00	0.05
▶ 4x400	23	Maslowski, Kopp, Kerr, Price		3:35.07		4/14/16	1.5	0.34	1.84
▶ HJ	45	Madeline MORROW	SR	1.77m	5-9½	4/22/16	0.125	0.00	0.13
▶ PV	2	Megan CLARK	SR	4.63m	15-2½	4/22/16	28	3.68	31.68
▶ PV	15	Madison HEATH	SO	4.30m	14-1½	3/25/16	6	0.60	6.60
Scored bests come from PRE-SEASON DATA									
▶ HEPT	15	Teddi MASLOWSKI	SR	5,706		4/15/15	6	0.68	6.68
▶ HEPT	30	Karli JOHONNOT	SR	5,474		5/14/15	0.7	0.00	0.70
Team Total									53.54

# 37



## San Diego State

### Mountain West Conference

# 2

Event	Scrd As	Athlete	Yr	Scored Mark		Date	Pl. Pts.	Bonus	TOTAL
Scored bests come from CURRENT season									
▶ 100m	14	Ashley HENDERSON	SO	11.24	(0.6)	4/14/16	7	0.73	7.73
▶ 200m	4	Ashley HENDERSON	SO	22.64	(1.0)	5/1/16	24	1.81	25.81
▶ 4x100	20	Henderson, Glenn, Bunch, Ainsworth		44.36		5/1/16	3	0.46	3.46
▶ PV	18	Bonnie DRAXLER	SO	4.29m	14-¾	5/1/16	4	0.55	4.55
▶ PV	45	Karen SNAPPER	SR	4.12m	13-6¼	5/1/16	0.125	0.00	0.13
▶ DISC	14	Alexa EVANS	SR	55.64m	182-6	4/22/16	7	0.53	7.53
▶ DISC	19	Rachel ALESI	JR	54.89m	180-1	4/2/16	3.5	0.32	3.82
Team Total									53.01

"Scrd As", short for "Scored As", Standing used for place points portion of performance's score combining preseason data (when applied) to current season data

Numbers in BLACK are both the performance's actual NCAA rank AND "scored as" rank Numbers in RED indicate actual NCAA rank does not exist or is worse than "scored as" rank Numbers in BLUE indicate actual NCAA rank is better than "scored as" rank

USTFCCCA Non-Member Non-Member Schools Will NOT be ranked, beginning Week 2



## 2016 Outdoor Track &amp; Field, Week #6

Only those who score >0.01 pts are shown  
D denotes multiple-event rule in affect

## WOMEN

38



Virginia Tech

Atlantic Coast Conference

unch

Event	Scrd As	Athlete	Yr	Scored Mark	Date	Pl. Pts.	Bonus	TOTAL	
Scored bests come from CURRENT season									
▶ 800m	30	Rachel POCRATSKY	FR	2:05.30	5/1/16	0.7	0.29	0.99	
▶ 800m	35	Hanna GREEN	JR	2:05.84	5/6/16	0.45	0.14	0.59	
▶ 1500m	41	Rachel POCRATSKY	FR	4:19.82	4/16/16	0.225	0.11	0.33	
▶ PV	22	Erica HJERPE	JR	4.23m	4/22/16	2	0.25	2.25	
▶ HT	19	Pavla KUKLOVA	FR	61.25m	200-11	4/22/16	3.5	0.21	3.71
▶ JAV	3	Irena SEDIVA	JR	57.83m	189-8	3/31/16	26	2.79	28.79
▶ JAV	9	Eva VIVOD	JR	55.24m	181-3	4/8/16	14	1.42	15.42
▶ JAV	40	Sabine KOPPLIN	SR	48.58m	159-4	3/31/16	0.25	0.00	0.25
▶ JAV	41	Teagan RASCHE	FR	48.52m	159-2	4/8/16	0.225	0.00	0.22
Team Total								52.56	

39



Florida State

Atlantic Coast Conference

unch

Event	Scrd As	Athlete	Yr	Scored Mark	Date	Pl. Pts.	Bonus	TOTAL
Scored bests come from CURRENT season								
▶ 400m	28	Shaquania DORSETT	FR	52.67	4/15/16	0.8	0.24	1.04
▶ Steeple	38	Bridget BLAKE	SO	10:19.17	5/1/16	0.3	0.00	0.30
▶ 100H	18	Mulern JEAN	SR	13.07w (2.4)	5/4/16	4	0.64	4.64
▶ 100H	31	Nicole SETTERINGTON	JR	13.24 (0.6)	4/22/16	0.65	0.16	0.81
▶ 100H	32	Peta-Gay WILLIAMS	FR	13.26w (2.4)	5/4/16	0.6	0.11	0.71
▶ 4x100	29	Jean, Helps, Pierce, Freeman		44.81	3/25/16	0.75	0.14	0.89
▶ LJ	15	Jogaile PETROKAITE	SO	6.40m 21-0 (0.2)	4/15/16	6	0.64	6.64
▶ LJ	19	Der'Renae FREEMAN	SR	6.35mw 20-10 (2.1)	3/31/16	3.5	0.42	3.92
▶ LJ	46	Grete SADEIKO	JR	6.17mw 20-3 (2.4)	3/30/16	0.1	0.00	0.10
▶ DISC	5	Kellion KNIBB	JR	59.55m 195-4	3/31/16	22	2.20	24.20
▶ HT	44	Katja VANGSNES	SR	59.76m 196-0	4/9/16	0.15	0.00	0.15
▶ HEPT	41	Melissa-Maree FARRINGTON	JR	5,355	4/15/16	0.225	0.00	0.22
Scored bests come from PRE-SEASON DATA								
▶ HEPT	13	Grete SADEIKO	JR	5,730	6/13/15	8	0.75	8.75
Team Total								52.35

40



Michigan State

Big Ten Conference

▼ 9

Event	Scrd As	Athlete	Yr	Scored Mark	Date	Pl. Pts.	Bonus	TOTAL
Scored bests come from CURRENT season								
▶ Steeple	9	Katie LANDWEHR	SR	9:58.87	4/22/16	14	0.99	14.99
▶ 5000m	17	Alexis WIERSMA	JR	15:53.58	4/22/16	4.5	0.54	5.04
▶ 10k	43	Rachele SCHULIST	SR	34:12.23	3/25/16	0.175	0.00	0.17
▶ HJ	24	Ellen DIPIETRO	SO	1.79m	5-10% 4/15/16	1	0.25	1.25
▶ PV	28	Lauren CHORNY	SR	4.20m	13-9% 4/22/16	0.8	0.11	0.91
▶ SP	44	Katelyn DANIELS	SO	16.02m	52-6% 4/22/16	0.15	0.00	0.15
▶ DISC	6	Katelyn DANIELS	SO	59.07m	193-9 4/22/16	20	1.93	21.93
▶ HT	16	Cynthia WATT	SR	62.32m	204-5 3/31/16	5	0.49	5.49
Scored bests come from PRE-SEASON DATA								
▶ 5000m	42	Lindsay CLARK	SR	16:08.08	4/17/15	0.2	0.01	0.21
▶ 10k	29	Alexis WIERSMA	JR	34:00.23	3/27/15	0.75	0.10	0.85
Team Total								51.01

41



NC State

Atlantic Coast Conference

▼ 1

Event	Scrd As	Athlete	Yr	Scored Mark	Date	Pl. Pts.	Bonus	TOTAL	
Scored bests come from CURRENT season									
▶ 800m	22	Megan MOYE	JR	2:04.93	5/6/16	D	2	0.40	2.40
▶ 1500m	7	Megan MOYE	JR	4:15.05	4/22/16	18	1.32	19.32	
▶ 100H	22	Alexis PERRY	SR	13.15 (1.1)	4/22/16	2	0.38	2.38	
▶ LJ	4	Alexis PERRY	SR	6.57m	21-6% (-1.8)	4/22/16	24	1.92	25.92
Team Total									50.02

42



Cincinnati

American Athletic Conference

▲ 16

Event	Scrd As	Athlete	Yr	Scored Mark		Date	Pl. Pts.	Bonus	TOTAL
Scored bests come from CURRENT season									
▶ 400m	14	Kenya WOODALL	SR	52.12		4/8/16	7	0.72	7.72
▶ HJ	11	Erika HURD	SR	1.81m	5-11%	5/7/16	10	0.54	10.54
▶ HJ	11	Loretta BLAUT	SO	1.81m	5-11%	5/7/16	10	0.54	10.54
▶ PV	28	Alyssa MCBRIDE	SR	4.20m	13-9%	4/21/16	0.8	0.11	0.91
▶ LJ	33	Kellsa MBAH	SO	6.24m	20-5% (1.3)	4/21/16	0.55	0.00	0.55
▶ LJ	46	Rebecka ABRAHAMSSON	SO	6.17mw	20-3 (3.4)	4/8/16	0.1	0.00	0.10
▶ TJ	9	Rebecka ABRAHAMSSON	SO	13.21m	43-4% (1.0)	4/21/16	14	1.05	15.05
▶ HT	35	Annette ECHIKUNWOKE	SO	60.38m	198-1	4/21/16	0.45	0.00	0.45
Team Total									45.86

"Scrd As", short for "Scored As", Standing used for place points portion of performance's score combining preseason data (when applied) to current season data

Numbers in BLACK are both the performance's actual NCAA rank AND "scored as" rank Numbers in RED indicate actual NCAA rank does not exist or is worse than "scored as" rank Numbers in BLUE indicate actual NCAA rank is better than "scored as" rank

USTFCCCA Non-Member

Non-Member Schools Will NOT be ranked, beginning Week 2



## 2016 Outdoor Track &amp; Field, Week #6

Only those who score >0.01 pts are shown  
D denotes multiple-event rule in affect

## WOMEN

43



Boise State

Mountain West Conference

unch

Event	Scrd As	Athlete	Yr	Scored Mark	Date	Pl. Pts.	Bonus	TOTAL
Scored bests come from CURRENT season								
5000m	19	Brenna PELOQUIN	FR	15:55.43	4/1/16	3.5	0.46	3.96
10k	6	Brenna PELOQUIN	FR	33:03.48	5/1/16	20	1.31	21.31
Scored bests come from PRE-SEASON DATA								
5000m	7	Tansey LYSTAD	SR	15:42.22	5/2/15	18	1.38	19.38
Team Total								44.65

44



Indiana

Big Ten Conference

▼ 3

Event	Scrd As	Athlete	Yr	Scored Mark	Date	Pl. Pts.	Bonus	TOTAL
Scored bests come from CURRENT season								
10k	46	Chanli MUNDY	SO	34:14.01	4/1/16	0.1	0.00	0.10
PV	12	Sophie GUTERMUTH	SR	4.32m	14-2 4/23/16	9	0.69	9.69
PV	15	Sydney CLUTE	SR	4.30m	14-1½ 4/27/16	6	0.60	6.60
DISC	41	Nakel MCCLINTON	JR	52.28m	171-6 4/23/16	0.225	0.00	0.22
HT	8	Nakel MCCLINTON	JR	65.12m	213-7 4/23/16	16	1.39	17.39
HT	12	Laura SCHROEDER	SR	63.85m	209-5 4/30/16	9	0.89	9.89
Team Total								43.90

45



Akron

Mid-American Conference

▲ 1

Event	Scrd As	Athlete	Yr	Scored Mark	Date	Pl. Pts.	Bonus	TOTAL
Scored bests come from CURRENT season								
400H	21	Jaclyn SIEFRING	SO	57.61	4/15/16	2.5	0.42	2.92
HJ	3	Claudia GARCIA JOU	SR	1.87m	6-1½ 4/23/16	26	2.31	28.31
PV	20	Caroline HASSE	SR	4.26m	13-11½ 3/30/16	3	0.40	3.40
LJ	34	Jaclyn SIEFRING	SO	6.23mw	20-5½ (2.7) 5/6/16	0.5	0.00	0.50
LJ	46	Daniella JOHNSON	JR	6.17m	20-3 (0.9) 4/23/16	0.1	0.00	0.10
TJ	22	Ariadna RAMOS GANDIA	JR	12.99m	42-7½ (1.2) 5/6/16	2	0.30	2.30
HEPT	17	Jaclyn SIEFRING	SO	5,627	3/30/16	4.5	0.45	4.95
Team Total								42.47

46



Colorado

Pac-12 Conference

▼ 2

Event	Scrd As	Athlete	Yr	Scored Mark	Date	Pl. Pts.	Bonus	TOTAL
Scored bests come from CURRENT season								
800m	29	Dani JONES	FR	2:05.27	5/1/16	0.75	0.30	1.05
800m	34	Elissa MANN	FR	2:05.78	4/22/16	0.5	0.15	0.65
1500m	9	Dani JONES	FR	4:15.29	4/22/16	14	1.21	15.21
1500m	23	Maddie ALM	SR	4:17.83	4/1/16	1.5	0.39	1.89
Steeple	11	Erin CLARK	SO	10:00.77	4/1/16	10	0.81	10.81
Steeple	20	Val CONSTIEN	SO	10:08.18	4/23/16	3	0.40	3.40
5000m	20	Kaitlyn BENNER	SO	15:56.52	4/1/16	3	0.42	3.42
10k	38	Carrie VERDON	SR	34:09.31	4/1/16	0.3	0.00	0.30
4x100	42	Holland, Brown, Peters, Gehring		45.10cA 44.98	4/8/16	0.2	0.00	0.20
4x400	35	Peters, Holland, Scott, Gehring		3:37.99	4/14/16	0.45	0.00	0.45
HJ	24	Kelsey ENGLISH	SR	1.79m	5-10½ 5/6/16	1	0.25	1.25
HJ	31	Abrianna TORRES	SR	1.78m	5-10 5/7/16	0.65	0.11	0.76
Scored bests come from PRE-SEASON DATA								
HEPT	23	Abrianna TORRES	SR	5,545	4/15/15	1.5	0.20	1.70
Team Total								41.10

47



Purdue

Big Ten Conference

▼ 5

Event	Scrd As	Athlete	Yr	Scored Mark	Date	Pl. Pts.	Bonus	TOTAL
Scored bests come from CURRENT season								
100m	28	Savannah CARSON	SO	11.35 (1.0)	4/23/16	0.8	0.28	1.08
1500m	40	Katie HOEVET	SR	4:19.66	4/14/16	0.25	0.13	0.38
400H	17	Symone BLACK	SO	56.98	4/9/16	4.5	0.72	5.22
4x100	9	Heath, Cox, Roberson, Carson		43.66	3/30/16	14	1.21	15.21
4x400	22	Dunlap, Cox, Black, Jones		3:34.96	4/27/16	2	0.36	2.36
HJ	16	Janae MOFFITT	FR	1.80m	5-10½ 4/23/16	5	0.40	5.40
PV	27	Jessica HARTER	SR	4.21m	13-9½ 5/6/16	0.85	0.16	1.01
LJ	12	Savannah CARSON	SO	6.44m	21-1½ (1.4) 4/9/16	9	0.82	9.82
DISC	39	Micaela HAZLEWOOD	SO	52.76m	173-1 4/15/16	0.275	0.00	0.28
Team Total								40.73

"Scrd As", short for "Scored As", Standing used for place points portion of performance's score combining preseason data (when applied) to current season data

Numbers in BLACK are both the performance's actual NCAA rank AND "scored as" rank Numbers in RED indicate actual NCAA rank does not exist or is worse than "scored as" rank Numbers in BLUE indicate actual NCAA rank is better than "scored as" rank

USTFCCCA Non-Member

Non-Member Schools Will NOT be ranked, beginning Week 2





## 2016 Outdoor Track &amp; Field, Week #6

Only those who score >0.01 pts are shown  
D denotes multiple-event rule in affect

## WOMEN

48

Southern Illinois  
Missouri Valley Conference

unch

Event	Scrd As	Athlete	Yr	Scored Mark	Date	Pl. Pts.	Bonus	TOTAL
Scored bests come from CURRENT season								
▶ SP	29	Alexus SCOTT	SR	16.33m	53-7	4/29/16	0.75	0.00 0.75
▶ SP	34	DeAnna PRICE	SR	16.18m	53-1	4/29/16	0.5	0.00 0.50
▶ HT	1	DeAnna PRICE	SR	72.66m	238-4	4/29/16	30	6.80 36.80
▶ HT	28	Freya BLOCK	JR	60.89m	199-9	4/8/16	0.8	0.12 0.92
Team Total								38.96

49

Tennessee State  
Ohio Valley Conference

▼ 4

Event	Scrd As	Athlete	Yr	Scored Mark	Date	Pl. Pts.	Bonus	TOTAL
Scored bests come from CURRENT season								
▶ 100H	46	Amber HUGHES	JR	13.40w	(2.1)	3/31/16	0.1	0.00 0.10
▶ 4x400	41	Hughes, Pryor, Dameus, Pryor		3:39.01		3/31/16	0.225	0.00 0.23
▶ LJ	24	Clairwin DAMEUS	SR	6.32m	20-9 (1.3)	4/6/16	1	0.28 1.28
▶ TJ	3	Amber HUGHES	JR	13.46m	44-2 (0.5)	4/29/16	26	2.49 28.49
▶ HEPT	14	Clairwin DAMEUS	SR	5,729		4/6/16	7	0.75 7.75
Team Total								37.84

50

Iowa  
Big Ten Conference

▼ 3

Event	Scrd As	Athlete	Yr	Scored Mark	Date	Pl. Pts.	Bonus	TOTAL
Scored bests come from CURRENT season								
▶ 100m	28	Briana GUILLORY	FR	11.35w	(2.9)	4/23/16	0.8	0.28 1.08
▶ 200m	27	Lake KWAZA	SR	23.17	(0.0)	4/9/16	0.85	0.24 1.09
▶ 400m	9	Elexis GUSTER	JR	51.85		4/9/16	14	1.06 15.06
▶ 400H	16	Montayla HOLDER	SR	56.70		4/9/16	5	0.85 5.85
▶ 4x100	16	Kwaza, Guster, Guillory, Hernandez		44.04		3/18/16	5	0.69 5.69
▶ 4x400	14	Guster, Guillory, Holder, Hernandez		3:32.63		4/16/16	7	0.82 7.82
▶ TJ	34	Jahisha THOMAS	SO	12.89mw	42-3½ (2.5)	4/23/16	0.5	0.07 0.57
Team Total								37.15

51

Syracuse  
Atlantic Coast Conference

▼ 1

Event	Scrd As	Athlete	Yr	Scored Mark	Date	Pl. Pts.	Bonus	TOTAL
Scored bests come from CURRENT season								
▶ 10k	12	Shaylyn TUIITE	JR	33:22.04		4/1/16	9	0.76 9.76
Scored bests come from PRE-SEASON DATA								
▶ 10k	4	Margo MALONE	SR	32:29.89		4/3/15	24	2.35 26.35
▶ 10k	41	Maura LINDE	SR	34:12.00		4/3/15	0.225	0.00 0.22
Team Total								36.33

52

North Dakota State  
The Summit League

▼ 1

Event	Scrd As	Athlete	Yr	Scored Mark	Date	Pl. Pts.	Bonus	TOTAL
Scored bests come from CURRENT season								
▶ 1500m	10	Erin TESCHUK	SR	4:15.30		4/1/16	D 12	1.21 3.21
▶ 5000m	5	Erin TESCHUK	SR	15:41.35		4/14/16	22	1.47 23.47
▶ 4x400	29	Kitching, Milbrath, Jackson, Woods		3:36.29		4/1/16	0.75	0.15 0.90
▶ SP	26	Courtney PASIOWITZ	JR	16.47m	54-½	5/6/16	0.9	0.08 0.98
▶ DISC	26	Katelyn WEIMERSKIRCH	JR	54.24m	177-11	5/6/16	0.9	0.13 1.03
▶ HT	34	Katelyn WEIMERSKIRCH	JR	60.41m	198-2	3/18/16	0.5	0.00 0.50
▶ HT	49	Hannah FROST	SO	59.49m	195-2	5/6/16	0.025	0.00 0.03
▶ JAV	16	Sierra ROSENAU	SR	52.16m	171-1	4/9/16	5	0.55 5.55
▶ JAV	36	Alyssa OLIN	SO	48.95m	160-7	3/18/16	0.4	0.00 0.40
Team Total								36.06

53

TCU  
Big 12 Conference

▼ 4

Event	Scrd As	Athlete	Yr	Scored Mark	Date	Pl. Pts.	Bonus	TOTAL
Scored bests come from CURRENT season								
▶ 100H	7	Brianna MCGHEE	SR	12.95	(0.6)	4/22/16	18	1.28 19.28
▶ 4x100	35	Paiement, Moore, McGhee, Heard		44.92		4/22/16	0.45	0.06 0.51
▶ SP	9	Megan SMITH	SR	17.21m	56-5½	3/17/16	14	1.09 15.09
▶ HT	46	Paola MIRANDA	JR	59.69m	195-10	4/22/16	0.1	0.00 0.10
Team Total								34.98

"Scrd As", short for "Scored As", Standing used for place points portion of performance's score combining preseason data (when applied) to current season data

Numbers in BLACK are both the performance's actual NCAA rank AND "scored as" rank Numbers in RED indicate actual NCAA rank does not exist or is worse than "scored as" rank Numbers in BLUE indicate actual NCAA rank is better than "scored as" rank

USTFCCCA Non-Member Non-Member Schools Will NOT be ranked, beginning Week 2





# USTFCCCA NCAA Division I National Team Computer Rankings

as of 5/9/2016 8:46:28 AM

## 2016 Outdoor Track & Field, Week #6

Only those who score >0.01 pts are shown  
D denotes multiple-event rule in affect

### WOMEN

# 54



## South Carolina

### Southeastern Conference

▼ 2

Event	Scrd As	Athlete	Yr	Scored Mark	Date	Pl. Pts.	Bonus	TOTAL
Scored bests come from CURRENT season								
400m	31	Aliyah ABRAMS	FR	52.79	4/15/16	0.65	0.16	0.81
400m	39	Briana HAITH	JR	53.03	3/31/16	0.275	0.01	0.29
400H	18	Tyler BROCKINGTON	JR	57.38	3/31/16	4	0.53	4.53
4x100	18	Gray, Brockington, Murphy, Haith		44.28	4/8/16	4	0.51	4.51
4x400	8	Haith, Abrams, Brockington, Bellamy		3:31.14	3/31/16	16	1.28	17.28
HJ	31	Sarah GRAHAM	SR	1.78m	5-10 4/6/16	0.65	0.11	0.76
TJ	19	Natasha DICKS	JR	13.01m	42-8 1/2 (0.9) 4/15/16	3.5	0.34	3.84
HEPT	38	Sarah GRAHAM	SR	5,423	4/6/16	0.3	0.00	0.30
Team Total								32.33

# 55



## Princeton

### Ivy League

unch

Event	Scrd As	Athlete	Yr	Scored Mark	Date	Pl. Pts.	Bonus	TOTAL
Scored bests come from CURRENT season								
400m	37	Cecilia BAROWSKI	SR	52.97	5/7/16	0.35	0.05	0.40
800m	4	Cecilia BAROWSKI	SR	2:02.62	4/1/16	24	1.90	25.90
Steeple	18	Emily DE LA BRUYERE	SR	10:06.26	4/22/16	4	0.49	4.49
5000m	30	Emily DE LA BRUYERE	SR	16:04.19	4/1/16	0.7	0.15	0.85
PV	41	Allison HARRIS	JR	4.15m	13-7 1/2 4/22/16	0.225	0.00	0.22
HEPT	35	Taylor MORGAN	SR	5,427	5/7/16	0.45	0.00	0.45
Team Total								32.31

# 56



## UTEP

### Conference USA

▼ 2

Event	Scrd As	Athlete	Yr	Scored Mark	Date	Pl. Pts.	Bonus	TOTAL
Scored bests come from CURRENT season								
200m	42	Tobi AMUSAN	FR	23.31cA	23.24 (0.4) 4/30/16	0.2	0.03	0.23
400m	47	Florence UWAKWE	JR	53.24cA	53.13 4/30/16	0.075	0.00	0.08
100H	4	Tobi AMUSAN	FR	12.87cA	12.83 (0.4) 4/30/16	24	1.91	25.91
4x100	23	Adams, Amusan, Bennett, Ragin		44.55	4/8/16	1.5	0.32	1.82
LJ	39	Tobi AMUSAN	FR	6.19mw	20-3 1/2 (2.5) 4/23/16	0.275	0.00	0.28
HEPT	19	Lucia MOKRASOVA	SO	5,615	3/30/16	3.5	0.41	3.91
Team Total								32.22

# 57



## Georgetown

### BIG EAST Conference

▼ 1

Event	Scrd As	Athlete	Yr	Scored Mark	Date	Pl. Pts.	Bonus	TOTAL
Scored bests come from CURRENT season								
800m	12	Sabrina SOUTHERLAND	JR	2:03.81	4/22/16	9	0.92	9.92
800m	14	Sarah SCHMIDT	FR	2:04.02	4/22/16	7	0.80	7.80
800m	23	Heather MARTIN	SR	2:04.98	4/22/16	1.5	0.38	1.88
800m	26	Emma KEENAN	SO	2:05.19	4/22/16	0.9	0.32	1.22
1500m	28	Andrea KEKLAK	JR	4:18.41	4/22/16	0.8	0.31	1.11
5000m	27	Samantha NADEL	JR	16:02.06	4/1/16	0.85	0.22	1.07
Scored bests come from PRE-SEASON DATA								
5000m	14	Katrina COOGAN	RS15	15:50.08	3/29/13	7	0.79	7.79
Team Total								30.80

# 58



## Wake Forest

### Atlantic Coast Conference

▼ 1

Event	Scrd As	Athlete	Yr	Scored Mark	Date	Pl. Pts.	Bonus	TOTAL
Scored bests come from CURRENT season								
HJ	31	Alexandria FLORENT	FR	1.78m	5-10 3/18/16	0.65	0.11	0.76
PV	21	Sydney WHITE	SR	4.25m	13-11 1/4 5/5/16	2.5	0.35	2.85
JAV	4	Jessie MERCKLE	SR	56.91m	186-8 4/1/16	24	2.22	26.22
Team Total								29.84

# 59



## Louisiana-Lafayette

### Sun Belt Conference

▲ 3

Event	Scrd As	Athlete	Yr	Scored Mark	Date	Pl. Pts.	Bonus	TOTAL
Scored bests come from CURRENT season								
400H	41	Alena HRUSOCI	SO	58.73	4/23/16	0.225	0.00	0.22
PV	4	Morgann LELEUX	SR	4.51m	14-9 1/2 4/23/16	24	2.20	26.20
Team Total								26.42

"Scrd As", short for "Scored As", Standing used for place points portion of performance's score combining preseason data (when applied) to current season data

Numbers in BLACK are both the performance's actual NCAA rank AND "scored as" rank Numbers in RED indicate actual NCAA rank does not exist or is worse than "scored as" rank Numbers in BLUE indicate actual NCAA rank is better than "scored as" rank

USTFCCCA Non-Member Non-Member Schools Will NOT be ranked, beginning Week 2



## 2016 Outdoor Track &amp; Field, Week #6

Only those who score >0.01 pts are shown  
D denotes multiple-event rule in affect

## WOMEN

60



Sam Houston State

▲ 30

Southland Conference

Event	Scrd As	Athlete	Yr	Scored Mark	Date	Pl. Pts.	Bonus	TOTAL
Scored bests come from CURRENT season								
100H	19	Danielle DEMAS	SR	13.08w (3.5)	5/6/16	3.5	0.59	4.09
400H	47	Ruth AMAKU	SR	58.82	5/6/16	0.075	0.00	0.08
4x400	42	McCall, Church, Amaku, Grigsby		3:39.27	4/14/16	0.2	0.00	0.20
SP	39	Kristine HANKS	JR	16.08m 52-9½	4/23/16	0.275	0.00	0.28
HT	6	Ashley JENKINS	SR	65.60m 215-2	5/6/16	20	1.63	21.63
Team Total								26.27

63



UNLV

▼ 2

Mountain West Conference

Event	Scrd As	Athlete	Yr	Scored Mark	Date	Pl. Pts.	Bonus	TOTAL
Scored bests come from CURRENT season								
4x100	33	Coquia, Smith-Barnett, Gales, Austin		44.88	4/29/16	0.55	0.09	0.64
HJ	6	Kaysee PILGRIM	JR	1.85m 6-½	4/14/16	20	1.50	21.50
LJ	22	Ayana GALES	JR	6.34m 20-9½ (1.3)	4/23/16	2	0.37	2.37
HT	30	Cortney MILLER	SR	60.75m 199-3	3/17/16	0.7	0.08	0.78
Team Total								25.29

61



California

▼ 1

Pac-12 Conference

Event	Scrd As	Athlete	Yr	Scored Mark	Date	Pl. Pts.	Bonus	TOTAL
Scored bests come from CURRENT season								
800m	45	Rebecca CROFT	FR	2:06.51	4/9/16	0.125	0.00	0.13
1500m	30	Georgia BELL	JR	4:18.89	5/1/16	0.7	0.24	0.94
5000m	16	Bethan KNIGHTS	SO	15:52.91	4/1/16	5	0.59	5.59
TJ	8	Isabella MARTEN	SO	13.23m 43-5 (1.7)	4/9/16	16	1.15	17.15
TJ	35	Ashley ANDERSON	SO	12.88m 42-3½ (1.7)	4/1/16	0.45	0.05	0.50
HT	23	Ilse KAAJA	JR	61.06m 200-4	5/1/16	1.5	0.16	1.66
Team Total								25.95

64



Clemson

▼ 5

Atlantic Coast Conference

Event	Scrd As	Athlete	Yr	Scored Mark	Date	Pl. Pts.	Bonus	TOTAL
Scored bests come from CURRENT season								
100m	47	Taylor WILLIAMS	SO	11.45w (3.2)	4/23/16	0.075	0.00	0.08
200m	42	Deja PARRISH	SO	23.31 (0.2)	3/25/16	0.2	0.03	0.23
400m	40	Deja PARRISH	SO	53.15	4/23/16	0.25	0.00	0.25
800m	20	Ersula FARROW	FR	2:04.82	4/23/16	3	0.43	3.43
800m	46	Brianna BLANTON	SR	2:06.55	4/23/16	0.1	0.00	0.10
4x100	31	Robinson, Parrish, Ricketts, Williams		44.84	4/23/16	0.65	0.12	0.77
4x400	25	James, Coppin, Thomas, Parrish		3:35.49	3/25/16	0.95	0.27	1.22
HJ	16	Mimi LAND	SR	1.80m 5-10½	4/23/16	5	0.40	5.40
TJ	10	Anasterasia TERRELL	JR	13.11mw 43-¾ (3.6)	4/23/16	12	0.60	12.60
TJ	49	Iana AMSTERDAM	JR	12.74m 41-9½ (-0.1)	4/23/16	0.025	0.00	0.03
Team Total								24.10

62



Washington State

▲ 16

Pac-12 Conference

Event	Scrd As	Athlete	Yr	Scored Mark	Date	Pl. Pts.	Bonus	TOTAL
Scored bests come from CURRENT season								
400H	32	Liz HARPER	JR	58.49	4/8/16	0.6	0.02	0.62
4x100	27	Gaffney, Darden, Ekelem, Keel		44.75	3/22/16	0.85	0.18	1.03
4x400	32	Gaffney, Keel, Ekelem, Harper		3:36.76	4/14/16	0.6	0.08	0.68
HJ	11	Liz HARPER	JR	1.81m 5-11½	5/7/16	10	0.54	10.54
HEPT	22	Liz HARPER	JR	5,564	5/7/16	2	0.26	2.26
Scored bests come from PRE-SEASON DATA								
10k	36	CharLee LINTON	SR	34:03.69	4/3/15	0.4	0.05	0.45
HEPT	12	Alissa BROOKS-JOHNSON	JR	5,803	5/9/15	9	0.96	9.96
Team Total								25.54

65



South Dakota State

▼ 2

The Summit League

Event	Scrd As	Athlete	Yr	Scored Mark	Date	Pl. Pts.	Bonus	TOTAL
Scored bests come from CURRENT season								
TJ	5	Jazzelena BLACK	SR	13.35m 43-9½ (1.9)	3/31/16	22	1.74	23.74
Team Total								23.74

"Scrd As", short for "Scored As", Standing used for place points portion of performance's score combining preseason data (when applied) to current season data

Numbers in BLACK are both the performance's actual NCAA rank AND "scored as" rank Numbers in RED indicate actual NCAA rank does not exist or is worse than "scored as" rank Numbers in BLUE indicate actual NCAA rank is better than "scored as" rank

USTFCCCA Non-Member

Non-Member Schools Will NOT be ranked, beginning Week 2



## 2016 Outdoor Track &amp; Field, Week #6

Only those who score >0.01 pts are shown  
D denotes multiple-event rule in affect

## WOMEN

66



Stephen F. Austin

Southland Conference

unch

Event	Scrd As	Athlete	Yr	Scored Mark	Date	Pl. Pts.	Bonus	TOTAL
-------	---------	---------	----	-------------	------	----------	-------	-------

Scored bests come from CURRENT season

▶ PV	5	Demi PAYNE	SR	4.45m	14-7½	3/18/16	22	1.63	23.63
------	---	------------	----	-------	-------	---------	----	------	-------

Team Total 23.63

67



Notre Dame

Atlantic Coast Conference

▼ 3

Event	Scrd As	Athlete	Yr	Scored Mark	Date	Pl. Pts.	Bonus	TOTAL
-------	---------	---------	----	-------------	------	----------	-------	-------

Scored bests come from CURRENT season

▶ 200m	46	Margaret BAMGBOSE	SR	23.34	(1.1)	4/15/16	0.1	0.00	0.10
▶ 400m	23	Margaret BAMGBOSE	SR	52.50		4/22/16	1.5	0.34	1.84
▶ 800m	27	Jessica HARRIS	FR	2:05.26		4/22/16	0.85	0.30	1.15
▶ 10k	33	Alexa PELLETIER	SO	34:02.08		4/22/16	0.55	0.07	0.62
▶ 100H	13	Kaila BARBER	SR	13.03	(1.2)	4/15/16	8	0.85	8.85
▶ 400H	20	Kaila BARBER	SR	57.53		3/25/16	3	0.46	3.46
▶ 4x100	25	Barber, English, Lewis, Bamgbose		44.58		4/22/16	0.95	0.30	1.25
▶ 4x400	17	English, Barber, Miller, Bamgbose		3:33.17		4/27/16	4.5	0.65	5.15

Scored bests come from PRE-SEASON DATA

▶ HEPT	26	Carly LOEFFEL	SR	5,501		5/14/15	0.9	0.07	0.97
--------	----	---------------	----	-------	--	---------	-----	------	------

Team Total 23.40

68



BYU

Independent (DI)

▼ 3

Event	Scrd As	Athlete	Yr	Scored Mark	Date	Pl. Pts.	Bonus	TOTAL
-------	---------	---------	----	-------------	------	----------	-------	-------

Scored bests come from CURRENT season

▶ 800m	7	Shea COLLINSWORTH	JR	2:03.21		4/8/16	18	1.37	19.37
▶ Steeple	42	Lauren SHUBIN	FR	10:20.55		5/7/16	0.2	0.00	0.20
▶ 400H	37	Kaylee PACKHAM	SR	58.65		4/8/16	0.35	0.00	0.35
▶ HJ	45	Andrea STAPLETON	FR	1.77m	5-9½	4/21/16	0.125	0.00	0.13
▶ PV	36	Anginae MONTEVERDE	SR	4.17m	13-8½	3/25/16	0.4	0.00	0.40
▶ PV	49	Nicole NAATJES	SO	4.10m	13-5½	3/17/16	0.025	0.00	0.03
▶ DISC	21	Madison PACHNER	JR	54.68m	179-4	4/21/16	2.5	0.25	2.75

Team Total 23.22

69



Rutgers

Big Ten Conference

▼ 2

Event	Scrd As	Athlete	Yr	Scored Mark	Date	Pl. Pts.	Bonus	TOTAL
-------	---------	---------	----	-------------	------	----------	-------	-------

Scored bests come from CURRENT season

▶ 100m	30	Gabrielle FARQUHARSON	SR	11.36	(-1.0)	4/28/16	0.7	0.25	0.95
▶ 200m	34	Gabrielle FARQUHARSON	SR	23.25w	(3.8)	3/17/16	0.5	0.12	0.62
▶ 400m	44	Gabrielle FARQUHARSON	SR	53.20		4/22/16	0.15	0.00	0.15
▶ 4x100	37	Francis, Farquharson, Gordon, Saunders		44.99		4/22/16	0.35	0.01	0.36
▶ 4x400	38	Gordon, Francis, Saunders, Farquharson		3:38.23		4/22/16	0.3	0.00	0.30
▶ LJ	7	Gabrielle FARQUHARSON	SR	6.54m	21-5½ (0.0)	4/15/16	18	1.63	19.63

Team Total 22.01

70



Hampton

Mid-Eastern Athletic Conference

unch

Event	Scrd As	Athlete	Yr	Scored Mark	Date	Pl. Pts.	Bonus	TOTAL
-------	---------	---------	----	-------------	------	----------	-------	-------

Scored bests come from CURRENT season

▶ 800m	6	Ce'aira BROWN	SR	2:02.82		3/31/16	20	1.72	21.72
--------	---	---------------	----	---------	--	---------	----	------	-------

Team Total 21.72

71



Memphis

American Athletic Conference

▼ 2

Event	Scrd As	Athlete	Yr	Scored Mark	Date	Pl. Pts.	Bonus	TOTAL
-------	---------	---------	----	-------------	------	----------	-------	-------

Scored bests come from CURRENT season

▶ 1500m	56	Martina RODRIGUEZ	JR	4:20.46		3/30/16	0.02	0.00	0.02
▶ PV	7	Carolina CARMICHAEL	SR	4.44m	14-6½	4/29/16	18	1.53	19.53
▶ PV	36	Clara AMAT-FERNANDEZ	SR	4.17m	13-8½	4/22/16	0.4	0.00	0.40
▶ TJ	28	Chardae GREENLEE	JR	12.95m	42-6 (0.0)	4/22/16	0.8	0.21	1.01
▶ JAV	35	Ashley PRYKE	FR	49.03m	160-10	4/1/16	0.45	0.00	0.45

Team Total 21.40

"Scrd As", short for "Scored As", Standing used for place points portion of performance's score combining preseason data (when applied) to current season data

Numbers in BLACK are both the performance's actual NCAA rank AND "scored as" rank Numbers in RED indicate actual NCAA rank does not exist or is worse than "scored as" rank Numbers in BLUE indicate actual NCAA rank is better than "scored as" rank

USTFCCCA Non-Member

Non-Member Schools Will NOT be ranked, beginning Week 2



## 2016 Outdoor Track &amp; Field, Week #6

Only those who score >0.01 pts are shown  
D denotes multiple-event rule in affect

## WOMEN

72



Air Force

Mountain West Conference

▲ 1

Event	Scrd As	Athlete	Yr	Scored Mark	Date	Pl. Pts.	Bonus	TOTAL
-------	---------	---------	----	-------------	------	----------	-------	-------

## Scored bests come from CURRENT season

▶ 10k	7	Hannah EVERSON	SR	33:05.26	4/1/16	18	1.26	19.26	
▶ 10k	42	Lindy LONG	JR	34:12.05	4/1/16	0.2	0.00	0.20	
▶ HJ	24	Shelley SPIRES	SO	1.79m	5-10%	5/6/16	1	0.25	1.25

Team Total 20.71

73



East Carolina

American Athletic Conference

▼ 5

Event	Scrd As	Athlete	Yr	Scored Mark	Date	Pl. Pts.	Bonus	TOTAL
-------	---------	---------	----	-------------	------	----------	-------	-------

## Scored bests come from CURRENT season

HT	7	Kayla PADGETT	SR	65.25m	214-1	3/31/16	18	1.46	19.46
HT	36	Raqrura ISHMAR	SR	60.30m	197-10	4/22/16	0.4	0.00	0.40

Team Total 19.86

74



Penn State

Big Ten Conference

▼ 2

Event	Scrd As	Athlete	Yr	Scored Mark	Date	Pl. Pts.	Bonus	TOTAL
-------	---------	---------	----	-------------	------	----------	-------	-------

## Scored bests come from CURRENT season

▶ 5000m	35	Tessa BARRETT	FR	16:06.19		4/9/16	0.45	0.08	0.53
▶ HJ	31	Ahmenah RICHARDSON	SR	1.78m	5-10	5/6/16	0.65	0.11	0.76
▶ HJ	31	Megan MCCLOSKEY	SO	1.78m	5-10	4/16/16	0.65	0.11	0.76
▶ TJ	14	Dannielle GIBSON	JR	13.08m	42-11 (0.0)	4/9/16	7	0.50	7.50
▶ SP	14	Rachel FATHERLY	SR	16.96m	55-7%	3/25/16	7	0.64	7.64
▶ SP	41	Alyssa ROBINSON	JR	16.07m	52-8%	4/9/16	0.225	0.00	0.22
▶ DISC	45	Obeng MARFO	SO	52.03m	170-8	4/23/16	0.125	0.00	0.13
▶ JAV	38	Lauren KENNEY	SR	48.90m	160-5	4/9/16	0.3	0.00	0.30

Team Total 17.84

75



Arkansas State

Sun Belt Conference

▼ 4

Event	Scrd As	Athlete	Yr	Scored Mark	Date	Pl. Pts.	Bonus	TOTAL
-------	---------	---------	----	-------------	------	----------	-------	-------

## Scored bests come from CURRENT season

100m	40	Kristina KNOTT	SO	11.43w	(2.7)	3/31/16	0.25	0.04	0.29
SP	8	Erin FARMER	JR	17.23m	56-6%	4/9/16	16	1.13	17.13

Team Total 17.43

76



Missouri

Southeastern Conference

▼ 1

Event	Scrd As	Athlete	Yr	Scored Mark	Date	Pl. Pts.	Bonus	TOTAL
-------	---------	---------	----	-------------	------	----------	-------	-------

## Scored bests come from CURRENT season

▶ 200m	23	LaQuisha JACKSON	JR	23.10	(1.4)	3/31/16	1.5	0.35	1.85	
▶ 1500m	17	Karissa SCHWEIZER	SO	4:17.46		4/22/16	4.5	0.49	4.99	
▶ Steeple	28	Teylar ADELSBERGER	JR	10:12.39		4/14/16	0.8	0.19	0.99	
▶ 5000m	21	Karissa SCHWEIZER	SO	15:58.09		4/14/16	D	2.5	0.36	2.36
▶ 100H	36	Valerie THAMES	JR	13.29	(1.7)	4/22/16	0.4	0.03	0.43	
▶ 4x100	22	Cody, Jackson, Felton, Obi		44.54		4/22/16	2	0.33	2.33	
▶ 4x400	27	Cody, Thames, Jackson,		3:35.97		3/31/16	0.85	0.20	1.05	

PV	34	Alyssa APPLEBEE	JR	4.19m	13-9	4/29/16	0.5	0.06	0.56
DISC	36	Gabi JACOBS	FR	53.24m	174-8	4/22/16	0.4	0.00	0.40

## Scored bests come from PRE-SEASON DATA

10k	22	Kaitlyn FISCHER	JR	33:43.05		4/3/15	2	0.35	2.35
-----	----	-----------------	----	----------	--	--------	---	------	------

Team Total 17.32

77



Lipscomb

Atlantic Sun Conference

▼ 3

Event	Scrd As	Athlete	Yr	Scored Mark	Date	Pl. Pts.	Bonus	TOTAL
-------	---------	---------	----	-------------	------	----------	-------	-------

## Scored bests come from CURRENT season

Steeple	8	Madelin TALBERT	SR	9:55.79		4/14/16	16	1.30	17.30
---------	---	-----------------	----	---------	--	---------	----	------	-------

Team Total 17.30

78



Butler

BIG EAST Conference

▼ 2

Event	Scrd As	Athlete	Yr	Scored Mark	Date	Pl. Pts.	Bonus	TOTAL
-------	---------	---------	----	-------------	------	----------	-------	-------

## Scored bests come from CURRENT season

10k	8	Olivia PRATT	JR	33:08.31		4/1/16	16	1.17	17.17
-----	---	--------------	----	----------	--	--------	----	------	-------

Team Total 17.17

"Scrd As", short for "Scored As", Standing used for place points portion of performance's score combining preseason data (when applied) to current season data

Numbers in BLACK are both the performance's actual NCAA rank AND "scored as" rank Numbers in RED indicate actual NCAA rank does not exist or is worse than "scored as" rank Numbers in BLUE indicate actual NCAA rank is better than "scored as" rank

USTFCCCA Non-Member

Non-Member Schools Will NOT be ranked, beginning Week 2



## 2016 Outdoor Track &amp; Field, Week #6

Only those who score >0.01 pts are shown  
D denotes multiple-event rule in affect

## WOMEN

79



Iowa State

Big 12 Conference

▼ 2

Event	Scrd As	Athlete	Yr	Scored Mark	Date	Pl. Pts.	Bonus	TOTAL	
Scored bests come from CURRENT season									
▶ 10k	31	Erin HOOKER	SO	34:00.92	4/1/16	0.65	0.09	0.74	
▶ LJ	32	Jhoanmy LUQUE	SO	6.25m	20-6½ (1.2)	4/23/16	0.6	0.00	0.60
▶ TJ	11	Jhoanmy LUQUE	SO	13.10m	42-11½ (1.6)	4/23/16	10	0.56	10.56
▶ SP	19	Christina HILLMAN	SR	16.75m	54-11½	4/23/16	3.5	0.40	3.90
Team Total								15.79	

80



Tulane

American Athletic Conference

unch

Event	Scrd As	Athlete	Yr	Scored Mark	Date	Pl. Pts.	Bonus	TOTAL	
Scored bests come from CURRENT season									
▶ 400m	11	Jasmine BLOCKER	SR	52.05	4/14/16	10	0.81	10.81	
▶ 400m	45	Lilla MCMILLAN	SR	53.23	4/9/16	0.125	0.00	0.13	
▶ 4x400	31	Duckett, Blocker, Adamson, McMillan		3:36.55	4/28/16	0.65	0.11	0.76	
▶ JAV	20	Daliadiz ORTIZ	JR	50.92m	167-0	4/15/16	3	0.24	3.24
Team Total								14.94	

81



SMU

American Athletic Conference

unch

Event	Scrd As	Athlete	Yr	Scored Mark		Date	Pl. Pts.	Bonus	TOTAL
Scored bests come from CURRENT season									
▶ 100m	37	Latessa JOHNSON	FR	11.41w	(3.7)	4/14/16	0.35	0.10	0.45
▶ 200m	10	Latessa JOHNSON	FR	22.75w	(3.7)	3/31/16	12	1.30	13.30
▶ 10k	49	Michelle GAYE	SR	34:16.87		4/1/16	0.025	0.00	0.03
▶ SP	36	Tochi NLEMCHI	JR	16.14m	52-11½	4/14/16	0.4	0.00	0.40
Scored bests come from PRE-SEASON DATA									
▶ HEPT	35	Lucija CVITANOVIC	SR	5,427		5/14/15	0.45	0.00	0.45
Team Total									14.63

82



Cornell

Ivy League

▲ 23

Event	Scrd As	Athlete	Yr	Scored Mark	Date	Pl. Pts.	Bonus	TOTAL
Scored bests come from CURRENT season								
400H	12	Taysia RADOSLAV	SO	56.48	5/7/16	9	1.06	10.06
Scored bests come from PRE-SEASON DATA								
10k	18	Caroline KELLNER	SR	33:32.07	4/3/15	4	0.51	4.51
Team Total								14.57

83



Portland

West Coast Conference

▲ 4

Event	Scrd As	Athlete	Yr	Scored Mark	Date	Pl. Pts.	Bonus	TOTAL	
Scored bests come from CURRENT season									
▶ 5000m	22	Lauren LAROCCO	SO	15:58.31	5/7/16	2	0.36	2.36	
▶ 10k	11	Lauren LAROCCO	SO	33:15.75	4/1/16	10	0.94	10.94	
▶ 10k	35	Anna FARELLO	JR	34:03.67	4/1/16	0.45	0.05	0.50	
▶ JAV	33	Kaylie VAN LOO	JR	49.35m	161-11	4/29/16	0.55	0.00	0.55
Team Total								14.35	

84



Morgan State

Mid-Eastern Athletic Conference

▼ 5

Event	Scrd As	Athlete	Yr	Scored Mark		Date	Pl. Pts.	Bonus	TOTAL
Scored bests come from CURRENT season									
▶ 100m	38	Shenel CROOKE	JR	11.42	(1.5)	3/18/16	0.3	0.07	0.37
▶ HJ	10	Jailah MASON	SO	1.83m	6-0	4/22/16	12	0.94	12.94
Team Total								13.31	

85



Kennesaw State

Atlantic Sun Conference

▼ 2

Event	Scrd As	Athlete	Yr	Scored Mark	Date	Pl. Pts.	Bonus	TOTAL
Scored bests come from CURRENT season								
▶ JAV	10	Marija BOGAVAC	FR	54.77m	179-8	3/18/16	12	1.21 13.21
Team Total								13.21

"Scrd As", short for "Scored As", Standing used for place points portion of performance's score combining preseason data (when applied) to current season data

Numbers in BLACK are both the performance's actual NCAA rank AND "scored as" rank Numbers in RED indicate actual NCAA rank does not exist or is worse than "scored as" rank Numbers in BLUE indicate actual NCAA rank is better than "scored as" rank

USTFCCCA Non-Member Non-Member Schools Will NOT be ranked, beginning Week 2





# USTFCCCA NCAA Division I National Team Computer Rankings

as of 5/9/2016 8:46:29 AM

## 2016 Outdoor Track & Field, Week #6

Only those who score >0.01 pts are shown  
D denotes multiple-event rule in affect

### WOMEN

86



Ohio State

Big Ten Conference

▼ 4

Event	Scrd As	Athlete	Yr	Scored Mark	Date	Pl. Pts.	Bonus	TOTAL
Scored bests come from CURRENT season								
200m	46	Sonikqua WALKER	SR	23.34 (1.4)	4/22/16	0.1	0.00	0.10
400m	16	Sonikqua WALKER	SR	52.23	4/15/16	5	0.58	5.58
800m	25	Rachel WEBER	JR	2:05.12	4/22/16	0.95	0.34	1.29
100H	49	Alexis FRANKLIN	SR	13.41 (0.3)	3/25/16	0.025	0.00	0.03
400H	31	Alexis FRANKLIN	SR	58.23	4/27/16	0.65	0.14	0.79
4x100	34	Barrie, Walker, Everson, Cavin		44.90	4/22/16	0.5	0.08	0.58
4x400	18	Winters, Walker, Barrie, Cavin		3:33.32	4/27/16	4	0.61	4.61
HT	41	Sade OLATOYE	FR	59.92m 196-7	4/22/16	0.225	0.00	0.22
Team Total								13.20

87



Villanova

BIG EAST Conference

▼ 2

Event	Scrd As	Athlete	Yr	Scored Mark	Date	Pl. Pts.	Bonus	TOTAL
Scored bests come from CURRENT season								
800m	10	Siofra CLEIRIGH BUTTNER	SO	2:03.52	4/22/16	12	1.10	13.10
Team Total								13.10

88



Winthrop

Big South Conference

▼ 4

Event	Scrd As	Athlete	Yr	Scored Mark	Date	Pl. Pts.	Bonus	TOTAL
Scored bests come from CURRENT season								
HT	11	Marthaline COOPER	JR	64.38m 211-2	3/31/16	10	1.03	11.03
Team Total								11.03

89



Omaha

The Summit League

▼ 3

Event	Scrd As	Athlete	Yr	Scored Mark	Date	Pl. Pts.	Bonus	TOTAL
Scored bests come from CURRENT season								
HJ	11	Stephanie AHRENS	SO	1.81m 5-11½	4/14/16	10	0.54	10.54
Team Total								10.54

90



Liberty

Big South Conference

▲ 2

Event	Scrd As	Athlete	Yr	Scored Mark	Date	Pl. Pts.	Bonus	TOTAL
Scored bests come from CURRENT season								
5000m	12	Ednah KURGAT	SO	15:48.63	4/14/16	9	0.90	9.90
Team Total								9.90

91



South Dakota

The Summit League

unch

Event	Scrd As	Athlete	Yr	Scored Mark	Date	Pl. Pts.	Bonus	TOTAL
Scored bests come from CURRENT season								
PV	12	Emily GROVE	JR	4.32m 14-2	4/15/16	9	0.69	9.69
SP	45	Danielle WALDNER	JR	15.93m 52-3¼	4/27/16	0.125	0.00	0.13
Team Total								9.82

92



Troy

Sun Belt Conference

▼ 3

Event	Scrd As	Athlete	Yr	Scored Mark	Date	Pl. Pts.	Bonus	TOTAL
Scored bests come from CURRENT season								
DISC	12	Corina COX	JR	56.04m 183-10	3/17/16	9	0.65	9.65
DISC	49	Jaevyn WORTHAM	SO	51.96m 170-5	3/4/16	0.025	0.00	0.03
Team Total								9.67

93



North Texas

Conference USA

▲ 1

Event	Scrd As	Athlete	Yr	Scored Mark	Date	Pl. Pts.	Bonus	TOTAL
Scored bests come from CURRENT season								
100H	13	Chastity STEWART	SR	13.03 (1.2)	4/29/16	8	0.85	8.85
400H	38	Chastity STEWART	SR	58.67	4/29/16	0.3	0.00	0.30
4x100	45	Stewart, El-Amin, Obasuyi, Landry		45.17	4/29/16	0.125	0.00	0.13
TJ	42	Jazmine MARTIN	JR	12.77mw 41-10½ (2.5)	4/22/16	0.2	0.00	0.20
Team Total								9.47

"Scrd As", short for "Scored As", Standing used for place points portion of performance's score combining preseason data (when applied) to current season data

Numbers in BLACK are both the performance's actual NCAA rank AND "scored as" rank Numbers in RED indicate actual NCAA rank does not exist or is worse than "scored as" rank Numbers in BLUE indicate actual NCAA rank is better than "scored as" rank

USTFCCCA Non-Member Non-Member Schools Will NOT be ranked, beginning Week 2



# USTFCCCA NCAA Division I National Team Computer Rankings

as of 5/9/2016 8:46:29 AM

## 2016 Outdoor Track & Field, Week #6

Only those who score >0.01 pts are shown  
D denotes multiple-event rule in affect

### WOMEN

94



**Jacksonville**

Atlantic Sun Conference

▲ 4

Event	Scrd As	Athlete	Yr	Scored Mark	Date	Pl. Pts.	Bonus	TOTAL
Scored bests come from CURRENT season								
100H	41	Ja'Mesha RICHARD	SR	13.34w (2.1)	3/31/16	0.225	0.00	0.22
4x100	32	Shufford, Baldwin, Richard, Phillips		44.86	4/22/16	0.6	0.10	0.70
LJ	19	Stormm PHILLIPS	JR	6.35mw 20-10 (3.2)	4/22/16	3.5	0.42	3.92
TJ	22	Stormm PHILLIPS	JR	12.99m 42-7½ (1.4)	3/25/16	2	0.30	2.30
DISC	22	Kree CLARK	SR	54.60m 179-1	5/4/16	2	0.23	2.23
Team Total								9.37

95



**Providence**

BIG EAST Conference

▼ 7

Event	Scrd As	Athlete	Yr	Scored Mark	Date	Pl. Pts.	Bonus	TOTAL
Scored bests come from CURRENT season								
Steeple	16	Brianna ILARDA	SO	10:04.17	4/15/16	5	0.59	5.59
5000m	39	Catarina ROCHA	SO	16:07.33	4/15/16	0.275	0.04	0.31
10k	21	Catarina ROCHA	SO	33:40.30	4/1/16	2.5	0.39	2.89
10k	34	Sarah COLLINS	JR	34:03.07	4/28/16	0.5	0.06	0.56
Team Total								9.36

96



**Idaho**

Big Sky Conference

▲ 5

Event	Scrd As	Athlete	Yr	Scored Mark	Date	Pl. Pts.	Bonus	TOTAL
Scored bests come from CURRENT season								
5000m	49	Kinsey GOMEZ	SR	16:11.17	5/1/16	0.025	0.00	0.03
10k	13	Kinsey GOMEZ	SR	33:23.59	4/1/16	8	0.71	8.71
Team Total								8.73

97



**Southeastern Louisiana**

Southland Conference

▼ 4

Event	Scrd As	Athlete	Yr	Scored Mark	Date	Pl. Pts.	Bonus	TOTAL
Scored bests come from CURRENT season								
HT	13	Jermisha FRAZIER	SR	63.19m 207-3	3/17/16	8	0.72	8.72
Team Total								8.72

98



**Campbell**

Big South Conference

▲ 4

Event	Scrd As	Athlete	Yr	Scored Mark	Date	Pl. Pts.	Bonus	TOTAL
Scored bests come from CURRENT season								
LJ	45	Sabina ALLEN	SO	6.18m 20-3½ (0.2)	4/15/16	0.125	0.00	0.13
TJ	13	Sabina ALLEN	SO	13.09m 42-11½ (2.0)	4/15/16	8	0.53	8.53
Team Total								8.65

99



**High Point**

Big South Conference

▲ 5

Event	Scrd As	Athlete	Yr	Scored Mark	Date	Pl. Pts.	Bonus	TOTAL
Scored bests come from CURRENT season								
JAV	14	Christine RICKERT	SR	52.47m 172-1	4/1/16	7	0.63	7.63
Team Total								7.63

100



**Albany**

America East Conference

▼ 1

Event	Scrd As	Athlete	Yr	Scored Mark	Date	Pl. Pts.	Bonus	TOTAL
Scored bests come from CURRENT season								
400m	32	Grace CLAXTON	SR	52.81	5/4/16	0.6	0.15	0.75
400H	15	Grace CLAXTON	SR	56.69	4/28/16	6	0.86	6.86
Team Total								7.61

101



**Virginia**

Atlantic Coast Conference

▼ 4

Event	Scrd As	Athlete	Yr	Scored Mark	Date	Pl. Pts.	Bonus	TOTAL
Scored bests come from CURRENT season								
5000m	44	Cleo BOYD	JR	16:09.23	4/22/16	0.15	0.00	0.15
PV	22	Bridget GUY	SO	4.23m 13-10½	4/29/16	2	0.25	2.25
LJ	35	Mia BARRON	FR	6.22m 20-5 (1.3)	4/22/16	0.45	0.00	0.45
SP	18	Christine BOHAN	JR	16.87m 55-4½	4/8/16	4	0.53	4.53
Team Total								7.39

"Scrd As", short for "Scored As", Standing used for place points portion of performance's score combining preseason data (when applied) to current season data

Numbers in BLACK are both the performance's actual NCAA rank AND "scored as" rank Numbers in RED indicate actual NCAA rank does not exist or is worse than "scored as" rank Numbers in BLUE indicate actual NCAA rank is better than "scored as" rank

USTFCCCA Non-Member

Non-Member Schools Will NOT be ranked, beginning Week 2



## 2016 Outdoor Track &amp; Field, Week #6

Only those who score >0.01 pts are shown  
D denotes multiple-event rule in affect

## WOMEN

102



Utah State

Mountain West Conference

▼ 2

Event	Scrd As	Athlete	Yr	Scored Mark	Date	Pl. Pts.	Bonus	TOTAL
-------	---------	---------	----	-------------	------	----------	-------	-------

## Scored bests come from CURRENT season

▶ HT	15	Maci BINGHAM	SR	62.33m	204-6	4/15/16	6	0.49	6.49
▶ JAV	31	Mia ESTES	JR	49.51m	162-5	4/29/16	0.65	0.00	0.65

Team Total 7.14

103



UC Riverside

Big West Conference

▲ 38

Event	Scrd As	Athlete	Yr	Scored Mark	Date	Pl. Pts.	Bonus	TOTAL
-------	---------	---------	----	-------------	------	----------	-------	-------

## Scored bests come from CURRENT season

▶ LJ	16	Taylor FLEMING	SO	6.39m	20-11½ (1.8)	5/6/16	5	0.59	5.59
▶ LJ	46	Jordan O'NEAL	FR	6.17m	20-3 (1.8)	3/24/16	0.1	0.00	0.10
▶ SP	25	Breana JEMISON	JR	16.55m	54-3½	3/24/16	0.95	0.17	1.12
▶ HT	45	Vesta BELL	SR	59.75m	196-0	4/14/16	0.125	0.00	0.13

Team Total 6.93

104



Louisville

Atlantic Coast Conference

▼ 1

Event	Scrd As	Athlete	Yr	Scored Mark	Date	Pl. Pts.	Bonus	TOTAL
-------	---------	---------	----	-------------	------	----------	-------	-------

## Scored bests come from CURRENT season

▶ PV	48	Chanel KRAUSE	SO	4.11m	13-5½	4/8/16	0.05	0.00	0.05
▶ LJ	26	Bre'Yana WASH	JR	6.30m	20-8 (3.0)	3/17/16	0.9	0.19	1.09
▶ SP	17	Emmonnie HENDERSON	JR	16.93m	55-6½	4/15/16	4.5	0.60	5.10
▶ DISC	34	Emmonnie HENDERSON	JR	53.74m	176-3	5/6/16	0.5	0.00	0.50
▶ HEPT	46	Holly HANKENSON	FR	5,333		4/21/16	0.1	0.00	0.10

Team Total 6.84

105



Northern Iowa

Missouri Valley Conference

▲ 1

Event	Scrd As	Athlete	Yr	Scored Mark	Date	Pl. Pts.	Bonus	TOTAL
-------	---------	---------	----	-------------	------	----------	-------	-------

## Scored bests come from CURRENT season

▶ 100H	32	Paige KNODLE	SR	13.26	(1.7)	4/23/16	0.6	0.11	0.71
▶ HEPT	16	Paige KNODLE	SR	5,680		3/30/16	5	0.60	5.60

## Scored bests come from PRE-SEASON DATA

▶ HEPT	37	Rachel PETH	SR	5,425		5/15/15	0.35	0.00	0.35
--------	----	-------------	----	-------	--	---------	------	------	------

Team Total 6.66

106



San Francisco

West Coast Conference

▲ 3

Event	Scrd As	Athlete	Yr	Scored Mark	Date	Pl. Pts.	Bonus	TOTAL
-------	---------	---------	----	-------------	------	----------	-------	-------

## Scored bests come from CURRENT season

▶ 5000m	33	Charlotte TAYLOR	JR	16:05.88	4/22/16	0.55	0.09	0.64
▶ 10k	16	Charlotte TAYLOR	JR	33:25.09	4/1/16	5	0.67	5.67

## Scored bests come from PRE-SEASON DATA

▶ 5000m	45	Elena BURKARD	SR	16:09.24	4/3/15	0.125	0.00	0.13
---------	----	---------------	----	----------	--------	-------	------	------

Team Total 6.43

107



James Madison

Colonial Athletic Association

▲ 37

Event	Scrd As	Athlete	Yr	Scored Mark	Date	Pl. Pts.	Bonus	TOTAL
-------	---------	---------	----	-------------	------	----------	-------	-------

## Scored bests come from CURRENT season

▶ SP	31	Amber MONROE	SR	16.25m	53-3½	4/28/16	0.65	0.00	0.65
▶ DISC	16	Amber MONROE	SR	55.45m	181-11	5/6/16	5	0.48	5.48

Team Total 6.13

108



Maryland

Big Ten Conference

▼ 1

Event	Scrd As	Athlete	Yr	Scored Mark	Date	Pl. Pts.	Bonus	TOTAL
-------	---------	---------	----	-------------	------	----------	-------	-------

## Scored bests come from CURRENT season

▶ 400m	22	Micha POWELL	JR	52.49		3/31/16	2	0.35	2.35
▶ 400H	33	Lisa MENEAU	JR	58.50		3/31/16	0.55	0.02	0.57
▶ HJ	31	Peyton WADE	SO	1.78m	5-10	4/8/16	0.65	0.11	0.76
▶ SP	27	Chioma ONYEKWERE	SR	16.45m	53-11½	5/6/16	0.85	0.05	0.90
▶ DISC	26	Chioma ONYEKWERE	SR	54.24m	177-11	4/8/16	0.9	0.13	1.03

Team Total 5.60

"Scrd As", short for "Scored As", Standing used for place points portion of performance's score combining preseason data (when applied) to current season data

Numbers in BLACK are both the performance's actual NCAA rank AND "scored as" rank Numbers in RED indicate actual NCAA rank does not exist or is worse than "scored as" rank Numbers in BLUE indicate actual NCAA rank is better than "scored as" rank

USTFCCCA Non-Member

Non-Member Schools Will NOT be ranked, beginning Week 2



## 2016 Outdoor Track &amp; Field, Week #6

Only those who score >0.01 pts are shown  
D denotes multiple-event rule in affect

## WOMEN

109



Rice

Conference USA

▲ 1

Event	Scrd As	Athlete	Yr	Scored Mark	Date	Pl. Pts.	Bonus	TOTAL
-------	---------	---------	----	-------------	------	----------	-------	-------

## Scored bests come from CURRENT season

HJ	45	Belle MACFARLANE	SR	1.77m	5-9%	5/7/16	0.125	0.00	0.13
TJ	26	Cybil OBIOZOR	SO	12.96m	42-6% (1.8)	4/20/16	0.9	0.23	1.13
TJ	32	Daisy DING	SO	12.90mw	42-4 (2.9)	4/20/16	0.6	0.09	0.69
SP	22	Claire UKE	SR	16.69m	54-9%	3/30/16	2	0.33	2.33
DISC	35	Claire UKE	SR	53.56m	175-8	4/20/16	0.45	0.00	0.45

## Scored bests come from PRE-SEASON DATA

10k	32	Cali ROPER	SR	34:01.75		4/16/15	0.6	0.08	0.68
-----	----	------------	----	----------	--	---------	-----	------	------

Team Total 5.40

110



Dartmouth

Ivy League

▲ 3

Event	Scrd As	Athlete	Yr	Scored Mark	Date	Pl. Pts.	Bonus	TOTAL
-------	---------	---------	----	-------------	------	----------	-------	-------

## Scored bests come from CURRENT season

1500m	48	Dana GIORDANO	SR	4:20.03		5/7/16	0.05	0.08	0.13
HJ	31	Kaitlin WHITEHORN	SR	1.78m	5-10	5/7/16	0.65	0.11	0.76

## Scored bests come from PRE-SEASON DATA

5000m	18	Dana GIORDANO	SR	15:54.05		4/16/15	4	0.51	4.51
-------	----	---------------	----	----------	--	---------	---	------	------

Team Total 5.40

111



Eastern Illinois

Ohio Valley Conference

▼ 16

Event	Scrd As	Athlete	Yr	Scored Mark	Date	Pl. Pts.	Bonus	TOTAL
-------	---------	---------	----	-------------	------	----------	-------	-------

## Scored bests come from CURRENT season

HJ	16	Haleigh KNAPP	SO	1.80m	5-10%	4/23/16	5	0.40	5.40
----	----	---------------	----	-------	-------	---------	---	------	------

Team Total 5.40

111



Florida International

Conference USA

▼ 16

Event	Scrd As	Athlete	Yr	Scored Mark	Date	Pl. Pts.	Bonus	TOTAL
-------	---------	---------	----	-------------	------	----------	-------	-------

## Scored bests come from CURRENT season

HJ	16	Clarissa CUTLIFF	FR	1.80m	5-10%	4/14/16	5	0.40	5.40
----	----	------------------	----	-------	-------	---------	---	------	------

Team Total 5.40

113



Eastern Washington

Big Sky Conference

▼ 5

Event	Scrd As	Athlete	Yr	Scored Mark	Date	Pl. Pts.	Bonus	TOTAL
-------	---------	---------	----	-------------	------	----------	-------	-------

## Scored bests come from CURRENT season

Steeple	24	Katie MAHONEY	SR	10:10.33		4/1/16	1	0.29	1.29
10k	24	Sarah REITER	JR	33:46.71		4/1/16	1	0.30	1.30
HT	21	Kaytlyn COLEMAN	SR	61.13m	200-6	4/15/16	2.5	0.18	2.68

Team Total 5.27

114



William and Mary

Colonial Athletic Association

▲ 82

Event	Scrd As	Athlete	Yr	Scored Mark	Date	Pl. Pts.	Bonus	TOTAL
-------	---------	---------	----	-------------	------	----------	-------	-------

## Scored bests come from PRE-SEASON DATA

10k	17	Emily STITES	SR	33:26.15		6/13/15	4.5	0.63	5.13
-----	----	--------------	----	----------	--	---------	-----	------	------

Team Total 5.13

115



North Carolina

Atlantic Coast Conference

▲ 1

Event	Scrd As	Athlete	Yr	Scored Mark	Date	Pl. Pts.	Bonus	TOTAL
-------	---------	---------	----	-------------	------	----------	-------	-------

## Scored bests come from CURRENT season

800m	49	Elizabeth WHELAN	SR	2:06.64		4/1/16	0.025	0.00	0.03
1500m	55	Elizabeth WHELAN	SR	4:20.37		4/14/16		0.03	0.03
HJ	24	Nicole GREENE	FR	1.79m	5-10%	4/1/16	1	0.25	1.25
HT	20	Avana STORY	SR	61.19m	200-9	5/6/16	3	0.19	3.19

## Scored bests come from PRE-SEASON DATA

HEPT	40	Emily GODWIN	JR	5,367		5/14/15	0.25	0.00	0.25
------	----	--------------	----	-------	--	---------	------	------	------

Team Total 4.75

116



Vanderbilt

Southeastern Conference

▼ 4

Event	Scrd As	Athlete	Yr	Scored Mark	Date	Pl. Pts.	Bonus	TOTAL
-------	---------	---------	----	-------------	------	----------	-------	-------

## Scored bests come from CURRENT season

1500m	26	Katherine DELANEY	SR	4:18.24		4/1/16	0.9	0.33	1.23
5000m	48	Vanessa VALENTINE	SR	16:10.52		4/1/16	0.05	0.00	0.05
4x400	48	Washington, Witty, Clayton, Edobi		3:39.84		3/31/16	0.05	0.00	0.05
PV	49	Sarah BELL	JR	4.10m	13-5%	4/22/16	0.025	0.00	0.03
TJ	20	Simone CHARLEY	JR	13.00m	42-8 (0.0)	4/28/16	3	0.32	3.32

Team Total 4.68

"Scrd As", short for "Scored As", Standing used for place points portion of performance's score combining preseason data (when applied) to current season data

Numbers in BLACK are both the performance's actual NCAA rank AND "scored as" rank Numbers in RED indicate actual NCAA rank does not exist or is worse than "scored as" rank Numbers in BLUE indicate actual NCAA rank is better than "scored as" rank

USTFCCCA Non-Member

Non-Member Schools Will NOT be ranked, beginning Week 2



## 2016 Outdoor Track &amp; Field, Week #6

Only those who score >0.01 pts are shown  
D denotes multiple-event rule in affect

## WOMEN

# 117



## Georgia Tech

Atlantic Coast Conference

▼ 6

Event	Scrd As	Athlete	Yr	Scored Mark		Date	Pl. Pts.	Bonus	TOTAL
Scored bests come from CURRENT season									
► LJ	26	Bria MATTHEWS	FR	6.30m	20-8 (0.0)	4/22/16	0.9	0.19	1.09
► LJ	46	Donjhae JONES	SR	6.17m	20-3 (0.0)	3/31/16	0.1	0.00	0.10
► TJ	20	Bria MATTHEWS	FR	13.00m	42-8 (1.5)	4/22/16	3	0.32	3.32
Team Total									4.51

# 118



## Gonzaga

West Coast Conference

▼ 4

Event	Scrd As	Athlete	Yr	Scored Mark	Date	Pl. Pts.	Bonus	TOTAL
Scored bests come from CURRENT season								
Steeple	19	Shelby MILLS	JR	10:06.49	4/1/16	3.5	0.48	3.98
Team Total								3.98

# 119



## Iona

Metro Atlantic Athletic Conference

▼ 4

Event	Scrd As	Athlete	Yr	Scored Mark	Date	Pl. Pts.	Bonus	TOTAL
Scored bests come from CURRENT season								
10k	19	Tara JAMESON	SR	33:38.50	4/22/16	3.5	0.42	3.92
Team Total								3.92

# 120



## Cal State Northridge

Big West Conference

▼ 3

Event	Scrd As	Athlete	Yr	Scored Mark		Date	Pl. Pts.	Bonus	TOTAL
Scored bests come from CURRENT season									
▶ SP	43	Jakayla DANIELS	SR	16.03m	52-7%	4/9/16	0.175	0.00	0.17
▶ DISC	20	Brianna CUEVA	JR	54.83m	179-10	3/18/16	3	0.30	3.30
Team Total									3.47

# 121



## Lamar

Southland Conference

▲ 1

Event	Scrd As	Athlete	Yr	Scored Mark	Date	Pl. Pts.	Bonus	TOTAL
Scored bests come from CURRENT season								
1500m	20	Verity OCKENDEN	SR	4:17.60	4/14/16	3	0.45	3.45
Team Total								3.45

# 122



## Middle Tennessee

Conference USA

▼ 2

Event	Scrd As	Athlete	Yr	Scored Mark	Date	Pl. Pts.	Bonus	TOTAL	
Scored bests come from CURRENT season									
▶ 800m	27	Agnes ABU	JR	2:05.26	5/1/16	0.85	0.30	1.15	
▶ 800m	36	Susan ANENO	FR	2:05.94	4/8/16	0.4	0.11	0.51	
▶ Steeple	43	Josphine KIPTEBENY	SR	10:21.07	4/14/16	0.175	0.00	0.17	
4x400	44	Day, Aneno, Odia, Abu		3:39.47	4/8/16	0.15	0.00	0.15	
▶ LI	36	Elizabeth DADZIE	JR	6.21m	20-4½ (1.3)	4/6/16	0.4	0.00	0.40
▶ HEPT	29	Elizabeth DADZIE	JR	5,475	4/6/16	0.75	0.00	0.75	
Team Total								3.13	

# 123



## UC Davis

Big West Conference

▼ 4

Event	Scrd As	Athlete	Yr	Scored Mark	Date	Pl. Pts.	Bonus	TOTAL
Scored bests come from CURRENT season								
Steeple	21	Erika BARR	SR	10:08.63	4/1/16	2.5	0.37	2.87
10k	40	Christine HOFFMANN	JR	34:11.43	4/1/16	0.25	0.00	0.25
Team Total								3.12

# 124



## Long Beach State

Big West Conference

▼ 3

Event	Scrd As	Athlete	Yr	Scored Mark		Date	Pl. Pts.	Bonus	TOTAL
Scored bests come from CURRENT season									
▶ 4x100	49	Davis, Cooks, Carney, Chambers		45.28		5/1/16	0.025	0.00	0.03
▶ HT	43	Fatima VERGARA	SR	59.79m	196-2	5/1/16	0.175	0.00	0.17
▶ HEPT	21	Riley COOKS	JR	5,569		3/24/16	2.5	0.27	2.77
Team Total									2.97

# 125



## Kent State

Mid-American Conference

▲ 26

Event	Scrd As	Athlete	Yr	Scored Mark		Date	Pl. Pts.	Bonus	TOTAL
Scored bests come from CURRENT season									
▶ PV	24	Samantha TOLLERUD	SO	4.22m	13-10	5/6/16	1	0.21	1.21
▶ PV	36	Morgan ESTES	JR	4.17m	13-8½	4/15/16	0.4	0.00	0.40
▶ HT	27	Jackie LEPPELMEIER	SR	61.00m	200-1	5/6/16	0.85	0.14	0.99
▶ HT	37	Gabrielle FIGUEROA	SO	60.26m	197-8	4/15/16	0.35	0.00	0.35
Team Total									2.95

"Scrd As", short for "Scored As", Standing used for place points portion of performance's score combining preseason data (when applied) to current season data

Numbers in BLACK are both the performance's actual NCAA rank AND "scored as" rank Numbers in RED indicate actual NCAA rank does not exist or is worse than "scored as" rank Numbers in BLUE indicate actual NCAA rank is better than "scored as" rank

USTFCCCA Non-Member

Non-Member Schools Will NOT be ranked, beginning Week 2





# USTFCCCA NCAA Division I National Team Computer Rankings

as of 5/9/2016 8:46:31 AM

## 2016 Outdoor Track & Field, Week #6

Only those who score >0.01 pts are shown  
D denotes multiple-event rule in affect

### WOMEN

# 126



## Yale

Ivy League

# unch

Event	Scrd As	Athlete	Yr	Scored Mark	Date	Pl. Pts.	Bonus	TOTAL
-------	---------	---------	----	-------------	------	----------	-------	-------

Scored bests come from CURRENT season

1500m	21	Frances SCHMIEDE	JR	4:17.70	4/22/16	2.5	0.42	2.92
-------	----	------------------	----	---------	---------	-----	------	------

**Team Total 2.92**

# 127



## Missouri State

Missouri Valley Conference

# ▼ 3

Event	Scrd As	Athlete	Yr	Scored Mark	Date	Pl. Pts.	Bonus	TOTAL
-------	---------	---------	----	-------------	------	----------	-------	-------

Scored bests come from CURRENT season

200m	25	Marissa KURTIMAH	JR	23.12w (2.7)	4/22/16	0.95	0.32	1.27
------	----	------------------	----	--------------	---------	------	------	------

200m	25	Shavonne HUSBANDS	SR	23.12w (2.7)	4/22/16	0.95	0.32	1.27
------	----	-------------------	----	--------------	---------	------	------	------

100H	38	Holly PATTIE-BELLELI	SR	13.31w (2.5)	4/15/16	0.3	0.00	0.30
------	----	----------------------	----	--------------	---------	-----	------	------

4x100	47	Cave, Kurtimah, Francois, Husbands		45.25	4/30/16	0.075	0.00	0.08
-------	----	------------------------------------	--	-------	---------	-------	------	------

**Team Total 2.91**

# 128



## Eastern Michigan

Mid-American Conference

# ▼ 5

Event	Scrd As	Athlete	Yr	Scored Mark	Date	Pl. Pts.	Bonus	TOTAL
-------	---------	---------	----	-------------	------	----------	-------	-------

Scored bests come from CURRENT season

Steeple	34	Sofie GALLEIN	SR	10:16.90	4/1/16	0.5	0.00	0.50
---------	----	---------------	----	----------	--------	-----	------	------

5000m	23	Alsu BOGDANOVA	JR	15:58.61	4/1/16	1.5	0.35	1.85
-------	----	----------------	----	----------	--------	-----	------	------

PV	49	Janina POLLATZ	JR	4.10m 13-5½	4/22/16	0.025	0.00	0.03
----	----	----------------	----	-------------	---------	-------	------	------

Scored bests come from PRE-SEASON DATA

5000m	38	Jordann MCDERMITT	SO	16:07.25	4/17/15	0.3	0.04	0.34
-------	----	-------------------	----	----------	---------	-----	------	------

10k	48	Jordann MCDERMITT	SO	34:15.99	3/27/15	0.05	0.00	0.05
-----	----	-------------------	----	----------	---------	------	------	------

**Team Total 2.76**

# 129



## Northwestern State

Southland Conference

# ▲ 2

Event	Scrd As	Athlete	Yr	Scored Mark	Date	Pl. Pts.	Bonus	TOTAL
-------	---------	---------	----	-------------	------	----------	-------	-------

Scored bests come from CURRENT season

100m	42	Jermeka MCBRIDE	SR	11.44w (2.7)	5/6/16	0.2	0.01	0.21
------	----	-----------------	----	--------------	--------	-----	------	------

TJ	30	Porsha THOMAS	SR	12.93mw 42-5¼ (2.4)	4/23/16	0.7	0.16	0.86
----	----	---------------	----	---------------------	---------	-----	------	------

TJ	39	Breann DENSON	SR	12.78mw 41-11¼ (3.6)	5/6/16	0.275	0.00	0.28
----	----	---------------	----	----------------------	--------	-------	------	------

DISC	28	Rechelle BESSARD	SR	54.05m 177-4	3/30/16	0.8	0.07	0.87
------	----	------------------	----	--------------	---------	-----	------	------

JAV	34	Ashley ALDREDGE	SR	49.15m 161-3	4/8/16	0.5	0.00	0.50
-----	----	-----------------	----	--------------	--------	-----	------	------

**Team Total 2.72**

# 130



## Illinois State

Missouri Valley Conference

# ▼ 1

Event	Scrd As	Athlete	Yr	Scored Mark	Date	Pl. Pts.	Bonus	TOTAL
-------	---------	---------	----	-------------	------	----------	-------	-------

Scored bests come from CURRENT season

Steeple	22	Kelly MCSHEA	SR	10:09.56	4/1/16	2	0.33	2.33
---------	----	--------------	----	----------	--------	---	------	------

4x400	37	Christiani, McClain, Wilson, Mussallem		3:38.20	4/27/16	0.35	0.00	0.35
-------	----	--	--	---------	---------	------	------	------

**Team Total 2.68**

# 131



## Wichita State

Missouri Valley Conference

# ▼ 3

Event	Scrd As	Athlete	Yr	Scored Mark	Date	Pl. Pts.	Bonus	TOTAL
-------	---------	---------	----	-------------	------	----------	-------	-------

Scored bests come from CURRENT season

Steeple	33	Sidney HIRSCH	JR	10:16.71	4/1/16	0.55	0.00	0.55
---------	----	---------------	----	----------	--------	------	------	------

100H	30	Taylor LARCH-MILLER	JR	13.23 (1.2)	3/25/16	0.7	0.18	0.88
------	----	---------------------	----	-------------	---------	-----	------	------

HT	39	Jamesia MILTON	JR	60.19m 197-5	4/13/16	0.275	0.00	0.28
----	----	----------------	----	--------------	---------	-------	------	------

HEPT	32	Gavyn YETTER	JR	5,447	3/15/16	0.6	0.00	0.60
------	----	--------------	----	-------	---------	-----	------	------

Scored bests come from PRE-SEASON DATA

HEPT	39	Breanne BORMAN	JR	5,406	5/15/15	0.275	0.00	0.28
------	----	----------------	----	-------	---------	-------	------	------

**Team Total 2.58**

"Scrd As", short for "Scored As", Standing used for place points portion of performance's score combining preseason data (when applied) to current season data

Numbers in BLACK are both the performance's actual NCAA rank AND "scored as" rank Numbers in RED indicate actual NCAA rank does not exist or is worse than "scored as" rank Numbers in BLUE indicate actual NCAA rank is better than "scored as" rank

USTFCCCA Non-Member Non-Member Schools Will NOT be ranked, beginning Week 2



## 2016 Outdoor Track &amp; Field, Week #6

Only those who score >0.01 pts are shown  
D denotes multiple-event rule in affect

## WOMEN

132



Alabama State

▼ 2

Southwestern Athletic Conference

Event	Scrd As	Athlete	Yr	Scored Mark	Date	Pl. Pts.	Bonus	TOTAL
-------	---------	---------	----	-------------	------	----------	-------	-------

## Scored bests come from CURRENT season

▶ 100m	42	Alexis FEREBEE	SR	11.44w (3.9)	4/14/16	0.2	0.01	0.21
▶ 200m	46	Santina WILLIAMS	SR	23.34w (2.6)	4/14/16	0.1	0.00	0.10
▶ 400m	41	Santina WILLIAMS	SR	53.17	4/15/16	0.225	0.00	0.22
▶ 4x100	28	Williams, Ferebee, Howard, Wilson		44.76	4/14/16	0.8	0.17	0.97
▶ 4x400	28	Williams, Ferebee, Etienne, Wilson		3:36.22	3/31/16	0.8	0.16	0.96

Team Total 2.47

133



Western Kentucky

▲ 2

Conference USA

Event	Scrd As	Athlete	Yr	Scored Mark	Date	Pl. Pts.	Bonus	TOTAL
-------	---------	---------	----	-------------	------	----------	-------	-------

## Scored bests come from CURRENT season

▶ 100m	32	Jadzia BEASLEY	FR	11.38w (3.4)	4/14/16	0.6	0.19	0.79
▶ 400H	29	Jessica GELIBERT	SR	58.12	4/14/16	0.75	0.19	0.94
▶ 4x400	39	Smith, Hemley, Alzola, Akachukwu		3:38.88	4/14/16	0.275	0.00	0.28

Team Total 2.00

134



St. John's (N.Y.)

unch

BIG EAST Conference

Event	Scrd As	Athlete	Yr	Scored Mark	Date	Pl. Pts.	Bonus	TOTAL
-------	---------	---------	----	-------------	------	----------	-------	-------

## Scored bests come from CURRENT season

▶ 400m	34	Parris GARCIA	SR	52.86	4/22/16	0.5	0.12	0.62
▶ 400m	41	Claire MOONEY	SR	53.17	4/22/16	0.225	0.00	0.22
▶ 800m	39	Stephanie VANPELT	SR	2:06.18	4/22/16	0.275	0.04	0.31
▶ 4x400	30	Stephens, Garcia, Ricketts, Mooney		3:36.39	4/28/16	0.7	0.14	0.84

Team Total 1.99

135



Boston University

▼ 10

Patriot League

Event	Scrd As	Athlete	Yr	Scored Mark	Date	Pl. Pts.	Bonus	TOTAL
-------	---------	---------	----	-------------	------	----------	-------	-------

## Scored bests come from CURRENT season

▶ 400H	23	Toria LEVY	JR	57.77	3/30/16	1.5	0.35	1.85
▶ 4x400	47	Parris, Paul, Wood, Levy		3:39.78	4/28/16	0.075	0.00	0.08

Team Total 1.92

136



UC Santa Barbara

▼ 9

Big West Conference

Event	Scrd As	Athlete	Yr	Scored Mark	Date	Pl. Pts.	Bonus	TOTAL
-------	---------	---------	----	-------------	------	----------	-------	-------

## Scored bests come from CURRENT season

▶ 1500m	32	Tori TSOLIS	SR	4:19.02	4/14/16	0.6	0.22	0.82
▶ HJ	31	Jessica EMDE	SR	1.78m 5-10	4/2/16	0.65	0.11	0.76
▶ JAV	39	Melissa RAKE	SR	48.79m 160-1	4/8/16	0.275	0.00	0.28

Team Total 1.86

137



Weber State

▲ 2

Big Sky Conference

Event	Scrd As	Athlete	Yr	Scored Mark	Date	Pl. Pts.	Bonus	TOTAL
-------	---------	---------	----	-------------	------	----------	-------	-------

## Scored bests come from CURRENT season

▶ Steeple	23	Ellie CHILD	JR	10:09.68	4/14/16	1.5	0.32	1.82
-----------	----	-------------	----	----------	---------	-----	------	------

Team Total 1.82

138



Georgia State

▼ 1

Sun Belt Conference

Event	Scrd As	Athlete	Yr	Scored Mark	Date	Pl. Pts.	Bonus	TOTAL
-------	---------	---------	----	-------------	------	----------	-------	-------

## Scored bests come from CURRENT season

▶ SP	33	LaPorscha WELLS	JR	16.19m 53-1½	4/8/16	0.55	0.00	0.55
▶ DISC	48	Alysiah WHITTAKER	JR	51.99m 170-7	3/31/16	0.05	0.00	0.05
▶ HT	26	LaPorscha WELLS	JR	61.02m 200-2	4/8/16	0.9	0.15	1.05

Team Total 1.65

"Scrd As", short for "Scored As", Standing used for place points portion of performance's score combining preseason data (when applied) to current season data

Numbers in BLACK are both the performance's actual NCAA rank AND "scored as" rank Numbers in RED indicate actual NCAA rank does not exist or is worse than "scored as" rank Numbers in BLUE indicate actual NCAA rank is better than "scored as" rank

USTFCCCA Non-Member Non-Member Schools Will NOT be ranked, beginning Week 2



# USTFCCCA NCAA Division I National Team Computer Rankings

as of 5/9/2016 8:46:31 AM

## 2016 Outdoor Track & Field, Week #6

Only those who score >0.01 pts are shown  
D denotes multiple-event rule in affect

### WOMEN

139

**Illinois**  
 Big Ten Conference

▼ 7

Event	Scrd As	Athlete	Yr	Scored Mark	Date	Pl. Pts.	Bonus	TOTAL
Scored bests come from CURRENT season								
100H	24	Pedrya SEYMOUR	JR	13.17 (1.8)	4/27/16	1	0.33	1.33
4x100	40	Seymour, Rogers, Stewart, Taylor		45.08	4/23/16	0.25	0.00	0.25
<b>Team Total</b>								<b>1.58</b>

140

**Toledo**  
 Mid-American Conference

unch

Event	Scrd As	Athlete	Yr	Scored Mark	Date	Pl. Pts.	Bonus	TOTAL
Scored bests come from CURRENT season								
Steeple	25	Liz WEILER	SR	10:10.89	4/22/16	0.95	0.27	1.22
10k	39	Brooke TULLIS	SR	34:11.33	4/1/16	0.275	0.00	0.28
Scored bests come from PRE-SEASON DATA								
5000m	47	Brooke TULLIS	SR	16:09.59	3/27/15	0.075	0.00	0.08
<b>Team Total</b>								<b>1.57</b>

141

**San Jose State**  
 Mountain West Conference

▲ 2

Event	Scrd As	Athlete	Yr	Scored Mark	Date	Pl. Pts.	Bonus	TOTAL
Scored bests come from CURRENT season								
1500m	27	Jennifer BECKINGHAM	SR	4:18.32	4/1/16	0.85	0.32	1.17
TJ	37	Nicole ILOANYA	SO	12.86m 42-2½ (1.4)	4/23/16	0.35	0.00	0.35
<b>Team Total</b>								<b>1.52</b>

142

**UC Irvine**  
 Big West Conference

▲ 3

Event	Scrd As	Athlete	Yr	Scored Mark	Date	Pl. Pts.	Bonus	TOTAL
Scored bests come from CURRENT season								
100H	35	Megan GEORGE	JR	13.28 (1.6)	3/24/16	0.45	0.06	0.51
4x100	30	Crutchfield, George, Norman, William-Mensah		44.83	4/22/16	0.7	0.13	0.83
DISC	44	Barbara COWARD	FR	52.10m 170-11	3/19/16	0.15	0.00	0.15
<b>Team Total</b>								<b>1.48</b>

143

**Drake**  
 Missouri Valley Conference

▲ 3

Event	Scrd As	Athlete	Yr	Scored Mark	Date	Pl. Pts.	Bonus	TOTAL
Scored bests come from CURRENT season								
5000m	36	Emma HUSTON	SR	16:06.55	4/1/16	0.4	0.07	0.47
10k	27	Emma HUSTON	SR	33:55.89	4/14/16	0.85	0.16	1.01
<b>Team Total</b>								<b>1.48</b>

144

**Loyola Marymount**  
 West Coast Conference

▼ 6

Event	Scrd As	Athlete	Yr	Scored Mark	Date	Pl. Pts.	Bonus	TOTAL
Scored bests come from CURRENT season								
5000m	24	Danielle SHANAHAN	JR	15:58.79	4/14/16	1	0.34	1.34
<b>Team Total</b>								<b>1.34</b>

145

**Elon**  
 Colonial Athletic Association

▲ 7

Event	Scrd As	Athlete	Yr	Scored Mark	Date	Pl. Pts.	Bonus	TOTAL
Scored bests come from CURRENT season								
400H	27	Jennifer ESPOSITO	JR	58.01	3/25/16	0.85	0.24	1.09
DISC	42	Bryanna HAMES	SO	52.27m 171-6	5/6/16	0.2	0.00	0.20
<b>Team Total</b>								<b>1.29</b>

146

**Southern Miss**  
 Conference USA

▲ 4

Event	Scrd As	Athlete	Yr	Scored Mark	Date	Pl. Pts.	Bonus	TOTAL
Scored bests come from CURRENT season								
400m	25	Mariam KROMAH	SR	52.56	4/8/16	0.95	0.30	1.25
<b>Team Total</b>								<b>1.25</b>

147

**UT Arlington**  
 Sun Belt Conference

▼ 29

Event	Scrd As	Athlete	Yr	Scored Mark	Date	Pl. Pts.	Bonus	TOTAL
Scored bests come from CURRENT season								
HJ	24	Alexus HENRY	FR	1.79m 5-10½	4/8/16	1	0.25	1.25
<b>Team Total</b>								<b>1.25</b>

"Scrd As", short for "Scored As", Standing used for place points portion of performance's score combining preseason data (when applied) to current season data

Numbers in BLACK are both the performance's actual NCAA rank AND "scored as" rank Numbers in RED indicate actual NCAA rank does not exist or is worse than "scored as" rank Numbers in BLUE indicate actual NCAA rank is better than "scored as" rank

USTFCCCA Non-Member Non-Member Schools Will NOT be ranked, beginning Week 2



## 2016 Outdoor Track &amp; Field, Week #6

Only those who score >0.01 pts are shown  
D denotes multiple-event rule in affect

## WOMEN

148



Tennessee Tech

Ohio Valley Conference

▲ 1

Event	Scrd As	Athlete	Yr	Scored Mark	Date	Pl. Pts.	Bonus	TOTAL
-------	---------	---------	----	-------------	------	----------	-------	-------

## Scored bests come from CURRENT season

▶ 400m	27	D'Airen JACKSON	FR	52.64	3/25/16	0.85	0.25	1.10
▶ 400m	45	NaAsha ROBINSON	FR	53.23	4/23/16	0.125	0.00	0.13

Team Total 1.23

149



North Carolina A&amp;T

Mid-Eastern Athletic Conference

▲ 16

Event	Scrd As	Athlete	Yr	Scored Mark	Date	Pl. Pts.	Bonus	TOTAL
-------	---------	---------	----	-------------	------	----------	-------	-------

## Scored bests come from CURRENT season

▶ 200m	36	India BROWN	SO	23.26 (0.6)	3/31/16	0.4	0.11	0.51
▶ 100H	44	Kayla WHITE	FR	13.37 (0.7)	4/22/16	0.15	0.00	0.15
▶ 100H	45	Morgan KNIGHT	SO	13.38w (3.1)	5/5/16	0.125	0.00	0.13
▶ 4x100	36	Love, White, Knight, Brown		44.96	5/5/16	0.4	0.03	0.43

Team Total 1.22

150



McNeese State

Southland Conference

▼ 17

Event	Scrd As	Athlete	Yr	Scored Mark	Date	Pl. Pts.	Bonus	TOTAL
-------	---------	---------	----	-------------	------	----------	-------	-------

## Scored bests come from CURRENT season

▶ PV	24	Nicole CASPER	SR	4.22m 13-10	4/23/16	1	0.21	1.21
------	----	---------------	----	-------------	---------	---	------	------

Team Total 1.21

151



Mount St. Mary's

Northeast Conference

▲ 2

Event	Scrd As	Athlete	Yr	Scored Mark	Date	Pl. Pts.	Bonus	TOTAL
-------	---------	---------	----	-------------	------	----------	-------	-------

## Scored bests come from CURRENT season

▶ JAV	24	Kelly YANUCIL	JR	50.47m 165-7	4/9/16	1	0.13	1.13
-------	----	---------------	----	--------------	--------	---	------	------

Team Total 1.13

152



Oregon State

Pac-12 Conference

▼ 5

Event	Scrd As	Athlete	Yr	Scored Mark	Date	Pl. Pts.	Bonus	TOTAL
-------	---------	---------	----	-------------	------	----------	-------	-------

## Scored bests come from CURRENT season

▶ 400H	35	Devin COLLINS	JR	58.64	4/29/16	0.45	0.00	0.45
▶ DISC	32	Melissa AUSMAN	JR	53.91m 176-10	4/29/16	0.6	0.03	0.63

Team Total 1.08

153



Wyoming

Mountain West Conference

▲ 1

Event	Scrd As	Athlete	Yr	Scored Mark	Date	Pl. Pts.	Bonus	TOTAL
-------	---------	---------	----	-------------	------	----------	-------	-------

## Scored bests come from CURRENT season

▶ Steeple	27	Audra DESTEFANO	JR	10:11.64cA 10:26.08	4/9/16	0.85	0.23	1.08
-----------	----	-----------------	----	---------------------	--------	------	------	------

Team Total 1.08

154



New Orleans

Southland Conference

▲ 1

Event	Scrd As	Athlete	Yr	Scored Mark	Date	Pl. Pts.	Bonus	TOTAL
-------	---------	---------	----	-------------	------	----------	-------	-------

## Scored bests come from CURRENT season

▶ 100H	28	Alexia FORTENBERRY	JR	13.22w (2.3)	4/23/16	0.8	0.21	1.01
--------	----	--------------------	----	--------------	---------	-----	------	------

Team Total 1.01

155



Coppin State

Mid-Eastern Athletic Conference

▼ 19

Event	Scrd As	Athlete	Yr	Scored Mark	Date	Pl. Pts.	Bonus	TOTAL
-------	---------	---------	----	-------------	------	----------	-------	-------

## Scored bests come from CURRENT season

▶ 400H	46	Tanaya YARDE	SR	58.81	5/5/16	0.1	0.00	0.10
▶ HJ	31	Deandra DANIEL	SR	1.78m 5-10	4/28/16	0.65	0.11	0.76
▶ HJ	45	Khemani ROBERTS	FR	1.77m 5-9½	4/22/16	0.125	0.00	0.13

Team Total 0.99

156



Belmont

Ohio Valley Conference

▲ 1

Event	Scrd As	Athlete	Yr	Scored Mark	Date	Pl. Pts.	Bonus	TOTAL
-------	---------	---------	----	-------------	------	----------	-------	-------

## Scored bests come from CURRENT season

▶ 10k	28	Hannah WITTMAN	SR	33:59.63	4/14/16	0.8	0.11	0.91
-------	----	----------------	----	----------	---------	-----	------	------

Team Total 0.91

"Scrd As", short for "Scored As", Standing used for place points portion of performance's score combining preseason data (when applied) to current season data

Numbers in BLACK are both the performance's actual NCAA rank AND "scored as" rank Numbers in RED indicate actual NCAA rank does not exist or is worse than "scored as" rank Numbers in BLUE indicate actual NCAA rank is better than "scored as" rank

USTFCCCA Non-Member Non-Member Schools Will NOT be ranked, beginning Week 2



# USTFCCCA NCAA Division I National Team Computer Rankings

as of 5/9/2016 8:46:32 AM

## 2016 Outdoor Track & Field, Week #6

Only those who score >0.01 pts are shown  
D denotes multiple-event rule in affect

### WOMEN

# 157



## Furman

### Southern Conference

# ▲ 1

Event	Scrd As	Athlete	Yr	Scored Mark	Date	Pl. Pts.	Bonus	TOTAL
-------	---------	---------	----	-------------	------	----------	-------	-------

Scored bests come from CURRENT season

▶ Steeple	29	Allie BUCHALSKI	SO	10:13.28	4/22/16	0.75	0.15	0.90
-----------	----	-----------------	----	----------	---------	------	------	------

**Team Total 0.90**

# 158



## Colorado State

### Mountain West Conference

# ▼ 10

Event	Scrd As	Athlete	Yr	Scored Mark	Date	Pl. Pts.	Bonus	TOTAL
-------	---------	---------	----	-------------	------	----------	-------	-------

Scored bests come from CURRENT season

▶ 10k	45	Darby GILFILLAN	SO	34:13.70	4/1/16	0.125	0.00	0.13
-------	----	-----------------	----	----------	--------	-------	------	------

▶ 4x100	49	Wilson, Simpson, Fair, Holston		45.28cA 45.16	5/6/16	0.025	0.00	0.03
---------	----	--------------------------------	--	---------------	--------	-------	------	------

▶ PV	45	Karly REIMEL	SR	4.12m 13-6½	4/29/16	0.125	0.00	0.13
------	----	--------------	----	-------------	---------	-------	------	------

▶ SP	39	Aaliyah PETE	JR	16.08m 52-9½	4/8/16	0.275	0.00	0.28
------	----	--------------	----	--------------	--------	-------	------	------

▶ JAV	46	Jessi MACEDO	SR	47.99m 157-5	4/1/16	0.1	0.00	0.10
-------	----	--------------	----	--------------	--------	-----	------	------

Scored bests come from PRE-SEASON DATA

▶ HEPT	42	Jessica GREEN	SR	5,350	5/13/15	0.2	0.00	0.20
--------	----	---------------	----	-------	---------	-----	------	------

**Team Total 0.85**

# 159



## Hawai'i

### Big West Conference

# ▲ 1

Event	Scrd As	Athlete	Yr	Scored Mark	Date	Pl. Pts.	Bonus	TOTAL
-------	---------	---------	----	-------------	------	----------	-------	-------

Scored bests come from CURRENT season

▶ PV	45	Tiziana RUIZ	SR	4.12m 13-6½	4/15/16	0.125	0.00	0.13
------	----	--------------	----	-------------	---------	-------	------	------

▶ JAV	30	Felicianna VAZQUEZ	SO	49.74m 163-2	4/14/16	0.7	0.00	0.70
-------	----	--------------------	----	--------------	---------	-----	------	------

**Team Total 0.82**

# 160



## West Virginia

### Big 12 Conference

# ▼ 1

Event	Scrd As	Athlete	Yr	Scored Mark	Date	Pl. Pts.	Bonus	TOTAL
-------	---------	---------	----	-------------	------	----------	-------	-------

Scored bests come from CURRENT season

▶ Steeple	45	Amy CASHIN	SO	10:21.36	5/6/16	0.125	0.00	0.13
-----------	----	------------	----	----------	--------	-------	------	------

▶ 5000m	34	Jillian FORSEY	SO	16:05.89	4/1/16	0.5	0.09	0.59
---------	----	----------------	----	----------	--------	-----	------	------

▶ TJ	46	Shamoya MCNEIL	SO	12.76m 41-10½ (1.9)	3/30/16	0.1	0.00	0.10
------	----	----------------	----	---------------------	---------	-----	------	------

**Team Total 0.82**

# 161



## Louisiana Tech

### Conference USA

# ▼ 5

Event	Scrd As	Athlete	Yr	Scored Mark	Date	Pl. Pts.	Bonus	TOTAL
-------	---------	---------	----	-------------	------	----------	-------	-------

Scored bests come from CURRENT season

▶ LJ	29	Mia ADAMS	SR	6.27mw 20-7 (3.9)	3/18/16	0.75	0.06	0.81
------	----	-----------	----	-------------------	---------	------	------	------

**Team Total 0.81**

# 162



## Northern Arizona

### Big Sky Conference

# ▼ 1

Event	Scrd As	Athlete	Yr	Scored Mark	Date	Pl. Pts.	Bonus	TOTAL
-------	---------	---------	----	-------------	------	----------	-------	-------

Scored bests come from CURRENT season

▶ 10k	30	Melanie TOWNSEND	SR	34:00.24	4/14/16	0.7	0.10	0.80
-------	----	------------------	----	----------	---------	-----	------	------

**Team Total 0.80**

# 163



## Lehigh

### Patriot League

# ▼ 21

Event	Scrd As	Athlete	Yr	Scored Mark	Date	Pl. Pts.	Bonus	TOTAL
-------	---------	---------	----	-------------	------	----------	-------	-------

Scored bests come from CURRENT season

▶ HJ	31	Courtney AVERY	JR	1.78m 5-10	4/22/16	0.65	0.11	0.76
------	----	----------------	----	------------	---------	------	------	------

**Team Total 0.76**

# 164



## North Dakota

### Big Sky Conference

# unch

Event	Scrd As	Athlete	Yr	Scored Mark	Date	Pl. Pts.	Bonus	TOTAL
-------	---------	---------	----	-------------	------	----------	-------	-------

Scored bests come from CURRENT season

▶ JAV	29	Jayd EGGERT	SR	49.81m 163-5	4/15/16	0.75	0.00	0.75
-------	----	-------------	----	--------------	---------	------	------	------

**Team Total 0.75**

# 165



## Columbia

### Ivy League

# ▲ 22

Event	Scrd As	Athlete	Yr	Scored Mark	Date	Pl. Pts.	Bonus	TOTAL
-------	---------	---------	----	-------------	------	----------	-------	-------

Scored bests come from CURRENT season

▶ TJ	32	Anna WILLIAMS	JR	12.90m 42-4 (0.7)	5/7/16	0.6	0.09	0.69
------	----	---------------	----	-------------------	--------	-----	------	------

**Team Total 0.69**

"Scrd As", short for "Scored As", Standing used for place points portion of performance's score combining preseason data (when applied) to current season data

Numbers in BLACK are both the performance's actual NCAA rank AND "scored as" rank Numbers in RED indicate actual NCAA rank does not exist or is worse than "scored as" rank Numbers in BLUE indicate actual NCAA rank is better than "scored as" rank

USTFCCCA Non-Member Non-Member Schools Will NOT be ranked, beginning Week 2





# USTFCCCA NCAA Division I National Team Computer Rankings

as of 5/9/2016 8:46:32 AM

## 2016 Outdoor Track & Field, Week #6

Only those who score >0.01 pts are shown  
D denotes multiple-event rule in affect

### WOMEN

# 166



## Florida Atlantic

### Conference USA

▼ 3

Event	Scrd As	Athlete	Yr	Scored Mark	Date	Pl. Pts.	Bonus	TOTAL
-------	---------	---------	----	-------------	------	----------	-------	-------

Scored bests come from CURRENT season

HEPT	31	Frida THORSZS	SO	5,465	4/8/16	0.65	0.00	0.65
------	----	---------------	----	-------	--------	------	------	------

**Team Total 0.65**

# 167



## Northern Illinois

### Mid-American Conference

▼ 5

Event	Scrd As	Athlete	Yr	Scored Mark	Date	Pl. Pts.	Bonus	TOTAL
-------	---------	---------	----	-------------	------	----------	-------	-------

Scored bests come from CURRENT season

Steeple	32	Hope SCHMELZLE	JR	10:16.69	4/28/16	0.6	0.00	0.60
---------	----	----------------	----	----------	---------	-----	------	------

**Team Total 0.60**

# 168



## Houston

### American Athletic Conference

▲ 2

Event	Scrd As	Athlete	Yr	Scored Mark	Date	Pl. Pts.	Bonus	TOTAL
-------	---------	---------	----	-------------	------	----------	-------	-------

Scored bests come from CURRENT season

4x100	38	Carter, Hardnett, Young, Williams		45.02	4/23/16	0.3	0.00	0.30
-------	----	-----------------------------------	--	-------	---------	-----	------	------

4x400	48	Hardnett, Young, Williams, Nolan		3:39.84	3/30/16	0.05	0.00	0.05
-------	----	----------------------------------	--	---------	---------	------	------	------

TJ	42	Tonyecia BURKS	SO	12.77m	41-10% (1.4) 5/6/16	0.2	0.00	0.20
----	----	----------------	----	--------	---------------------	-----	------	------

**Team Total 0.55**

# 169



## Penn

### Ivy League

▼ 3

Event	Scrd As	Athlete	Yr	Scored Mark	Date	Pl. Pts.	Bonus	TOTAL
-------	---------	---------	----	-------------	------	----------	-------	-------

Scored bests come from CURRENT season

1500m	54	Ashley MONTGOMERY	JR	4:20.28	4/22/16		0.04	0.04
-------	----	-------------------	----	---------	---------	--	------	------

Steeple	40	Amy DARLINGTON	SR	10:20.41	4/22/16	0.25	0.00	0.25
---------	----	----------------	----	----------	---------	------	------	------

5000m	43	Ashley MONTGOMERY	JR	16:08.64	4/1/16	0.175	0.00	0.17
-------	----	-------------------	----	----------	--------	-------	------	------

JAV	47	Kelsey HAY	SR	47.72m	156-6 3/11/16	0.075	0.00	0.08
-----	----	------------	----	--------	---------------	-------	------	------

**Team Total 0.54**

# 170



## Utah

### Pac-12 Conference

▼ 3

Event	Scrd As	Athlete	Yr	Scored Mark	Date	Pl. Pts.	Bonus	TOTAL
-------	---------	---------	----	-------------	------	----------	-------	-------

Scored bests come from CURRENT season

1500m	42	Andrea CHAVEZ	SR	4:19.87	4/14/16	0.2	0.10	0.30
-------	----	---------------	----	---------	---------	-----	------	------

JAV	43	Chrissy GLASMANN	FR	48.42m	158-10 4/8/16	0.175	0.00	0.17
-----	----	------------------	----	--------	---------------	-------	------	------

**Team Total 0.47**

# 171



## Indiana State

### Missouri Valley Conference

▲ 2

Event	Scrd As	Athlete	Yr	Scored Mark	Date	Pl. Pts.	Bonus	TOTAL
-------	---------	---------	----	-------------	------	----------	-------	-------

Scored bests come from CURRENT season

Steeple	36	Taylor AUSTIN	SO	10:18.28	3/25/16	0.4	0.00	0.40
---------	----	---------------	----	----------	---------	-----	------	------

**Team Total 0.40**

# 172



## UTSA

### Conference USA

▲ 2

Event	Scrd As	Athlete	Yr	Scored Mark	Date	Pl. Pts.	Bonus	TOTAL
-------	---------	---------	----	-------------	------	----------	-------	-------

Scored bests come from CURRENT season

4x400	36	Arinze, Andres, Patterson, Clark		3:38.18	4/29/16	0.4	0.00	0.40
-------	----	----------------------------------	--	---------	---------	-----	------	------

**Team Total 0.40**

# 173



## Oral Roberts

### The Summit League

▲ 3

Event	Scrd As	Athlete	Yr	Scored Mark	Date	Pl. Pts.	Bonus	TOTAL
-------	---------	---------	----	-------------	------	----------	-------	-------

Scored bests come from CURRENT season

100m	38	Tamaira WILLIAMS	SR	11.42w (2.8)	4/29/16	0.3	0.07	0.37
------	----	------------------	----	--------------	---------	-----	------	------

**Team Total 0.37**

# 174



## Bradley

### Missouri Valley Conference

▼ 3

Event	Scrd As	Athlete	Yr	Scored Mark	Date	Pl. Pts.	Bonus	TOTAL
-------	---------	---------	----	-------------	------	----------	-------	-------

Scored bests come from CURRENT season

10k	37	Kristen BUSCH	SR	34:05.93	4/1/16	0.35	0.02	0.37
-----	----	---------------	----	----------	--------	------	------	------

**Team Total 0.37**

"Scrd As", short for "Scored As", Standing used for place points portion of performance's score combining preseason data (when applied) to current season data

Numbers in BLACK are both the performance's actual NCAA rank AND "scored as" rank Numbers in RED indicate actual NCAA rank does not exist or is worse than "scored as" rank Numbers in BLUE indicate actual NCAA rank is better than "scored as" rank

USTFCCCA Non-Member Non-Member Schools Will NOT be ranked, beginning Week 2



## 2016 Outdoor Track &amp; Field, Week #6

Only those who score >0.01 pts are shown  
D denotes multiple-event rule in affect

## WOMEN

175



Monmouth

Metro Atlantic Athletic Conference

▼ 7

Event	Scrd As	Athlete	Yr	Scored Mark	Date	Pl. Pts.	Bonus	TOTAL
-------	---------	---------	----	-------------	------	----------	-------	-------

Scored bests come from CURRENT season

800m	38	Tionna GARNER	JR	2:06.10	4/22/16	0.3	0.06	0.36
------	----	---------------	----	---------	---------	-----	------	------

Team Total 0.36

176



Montana

Big Sky Conference

▼ 7

Event	Scrd As	Athlete	Yr	Scored Mark	Date	Pl. Pts.	Bonus	TOTAL
-------	---------	---------	----	-------------	------	----------	-------	-------

Scored bests come from CURRENT season

TJ	38	Samantha EVANS	JR	12.82mw 42-¾ (2.1)	4/15/16	0.3	0.00	0.30
----	----	----------------	----	--------------------	---------	-----	------	------

HEPT	48	Erika MCLEOD	SO	5,291	4/29/16	0.05	0.00	0.05
------	----	--------------	----	-------	---------	------	------	------

Team Total 0.35

177



Sacramento State

Big Sky Conference

▲ 1

Event	Scrd As	Athlete	Yr	Scored Mark	Date	Pl. Pts.	Bonus	TOTAL
-------	---------	---------	----	-------------	------	----------	-------	-------

Scored bests come from CURRENT season

400H	40	Stephanie BLUMM	SR	58.72	4/2/16	0.25	0.00	0.25
------	----	-----------------	----	-------	--------	------	------	------

Team Total 0.25

177



Tulsa

American Athletic Conference

▲ 3

Event	Scrd As	Athlete	Yr	Scored Mark	Date	Pl. Pts.	Bonus	TOTAL
-------	---------	---------	----	-------------	------	----------	-------	-------

Scored bests come from CURRENT season

DISC	40	Cecilya JOHNSON	FR	52.40m 171-11	4/22/16	0.25	0.00	0.25
------	----	-----------------	----	---------------	---------	------	------	------

Team Total 0.25

179



Samford

Southern Conference

▼ 4

Event	Scrd As	Athlete	Yr	Scored Mark	Date	Pl. Pts.	Bonus	TOTAL
-------	---------	---------	----	-------------	------	----------	-------	-------

Scored bests come from CURRENT season

1500m	45	Karisa NELSON	SO	4:19.98	4/22/16	0.125	0.08	0.21
-------	----	---------------	----	---------	---------	-------	------	------

400H	49	Sarah SANFORD	SO	58.88	4/22/16	0.025	0.00	0.03
------	----	---------------	----	-------	---------	-------	------	------

Team Total 0.23

180



South Alabama

Sun Belt Conference

▼ 3

Event	Scrd As	Athlete	Yr	Scored Mark	Date	Pl. Pts.	Bonus	TOTAL
-------	---------	---------	----	-------------	------	----------	-------	-------

Scored bests come from CURRENT season

PV	49	Jordan FRIZ	SO	4.10m 13-5¼	3/17/16	0.025	0.00	0.03
----	----	-------------	----	-------------	---------	-------	------	------

TJ	42	Kaitlyn BEANS	JR	12.77m 41-10¼ (1.6)	4/30/16	0.2	0.00	0.20
----	----	---------------	----	---------------------	---------	-----	------	------

Team Total 0.23

181



Arkansas-Pine Bluff

Southwestern Athletic Conference

▼ 1

Event	Scrd As	Athlete	Yr	Scored Mark	Date	Pl. Pts.	Bonus	TOTAL
-------	---------	---------	----	-------------	------	----------	-------	-------

Scored bests come from CURRENT season

SP	42	Sireta ROACH	SR	16.05m 52-8	4/15/16	0.2	0.00	0.20
----	----	--------------	----	-------------	---------	-----	------	------

Team Total 0.20

182



Bucknell

Patriot League

▲ 1

Event	Scrd As	Athlete	Yr	Scored Mark	Date	Pl. Pts.	Bonus	TOTAL
-------	---------	---------	----	-------------	------	----------	-------	-------

Scored bests come from CURRENT season

1500m	46	Christine BENDZINSKI	SO	4:19.99	4/16/16	0.1	0.08	0.18
-------	----	----------------------	----	---------	---------	-----	------	------

Team Total 0.18

183



Bethune-Cookman

Mid-Eastern Athletic Conference

▲ 13

Event	Scrd As	Athlete	Yr	Scored Mark	Date	Pl. Pts.	Bonus	TOTAL
-------	---------	---------	----	-------------	------	----------	-------	-------

Scored bests come from CURRENT season

4x100	43	McCreath-Tardie, Morrison, Brown, Johnson		45.14	5/5/16	0.175	0.00	0.18
-------	----	---	--	-------	--------	-------	------	------

Team Total 0.18

184



Central Michigan

Mid-American Conference

▲ 1

Event	Scrd As	Athlete	Yr	Scored Mark	Date	Pl. Pts.	Bonus	TOTAL
-------	---------	---------	----	-------------	------	----------	-------	-------

Scored bests come from CURRENT season

Steeple	44	Alyssa DYER	SR	10:21.18	4/28/16	0.15	0.00	0.15
---------	----	-------------	----	----------	---------	------	------	------

Team Total 0.15

"Scrd As", short for "Scored As", Standing used for place points portion of performance's score combining preseason data (when applied) to current season data

Numbers in BLACK are both the performance's actual NCAA rank AND "scored as" rank Numbers in RED indicate actual NCAA rank does not exist or is worse than "scored as" rank Numbers in BLUE indicate actual NCAA rank is better than "scored as" rank

USTFCCCA Non-Member

Non-Member Schools Will NOT be ranked, beginning Week 2



# USTFCCCA NCAA Division I National Team Computer Rankings

as of 5/9/2016 8:46:33 AM

## 2016 Outdoor Track & Field, Week #6

Only those who score >0.01 pts are shown  
D denotes multiple-event rule in affect

### WOMEN

# 184



## Idaho State

### Big Sky Conference

# 2

Event	Scrd As	Athlete	Yr	Scored Mark	Date	Pl. Pts.	Bonus	TOTAL
-------	---------	---------	----	-------------	------	----------	-------	-------

Scored bests come from CURRENT season

▶ JAV	44	Bailey BARS	JR	48.08m	157-9	4/8/16	0.15	0.00	0.15
-------	----	-------------	----	--------	-------	--------	------	------	------

**Team Total 0.15**

# 186



## George Mason

### Atlantic 10 Conference

# 14

Event	Scrd As	Athlete	Yr	Scored Mark	Date	Pl. Pts.	Bonus	TOTAL
-------	---------	---------	----	-------------	------	----------	-------	-------

Scored bests come from CURRENT season

▶ HJ	45	Talisha WATTS	JR	1.77m	5-9 1/2	4/9/16	0.125	0.00	0.13
------	----	---------------	----	-------	---------	--------	-------	------	------

**Team Total 0.13**

# 187



## Brown

### Ivy League

# 3

Event	Scrd As	Athlete	Yr	Scored Mark	Date	Pl. Pts.	Bonus	TOTAL
-------	---------	---------	----	-------------	------	----------	-------	-------

Scored bests come from CURRENT season

▶ TJ	46	O'Sha WILLIAMS	SR	12.76m	41-10 1/2 (-1.2)	5/7/16	0.1	0.00	0.10
------	----	----------------	----	--------	------------------	--------	-----	------	------

**Team Total 0.10**

# 188



## Gardner-Webb

### Big South Conference

# 1

Event	Scrd As	Athlete	Yr	Scored Mark	Date	Pl. Pts.	Bonus	TOTAL
-------	---------	---------	----	-------------	------	----------	-------	-------

Scored bests come from CURRENT season

▶ HT	47	Natasha AKBARIZADEH	SO	59.65m	195-8	4/30/16	0.075	0.00	0.08
------	----	---------------------	----	--------	-------	---------	-------	------	------

**Team Total 0.08**

# 188



## Nevada

### Mountain West Conference

# 9

Event	Scrd As	Athlete	Yr	Scored Mark	Date	Pl. Pts.	Bonus	TOTAL
-------	---------	---------	----	-------------	------	----------	-------	-------

Scored bests come from PRE-SEASON DATA

▶ HEPT	47	Nicole WADDEN	JR	5,317		5/13/15	0.075	0.00	0.08
--------	----	---------------	----	-------	--	---------	-------	------	------

**Team Total 0.08**

# 188



## Pittsburgh

### Atlantic Coast Conference

# 1

Event	Scrd As	Athlete	Yr	Scored Mark	Date	Pl. Pts.	Bonus	TOTAL
-------	---------	---------	----	-------------	------	----------	-------	-------

Scored bests come from CURRENT season

▶ Steeple	47	Kelly HAYES	SO	10:22.08		4/1/16	0.075	0.00	0.08
-----------	----	-------------	----	----------	--	--------	-------	------	------

**Team Total 0.08**

# 191



## Bowling Green

### Mid-American Conference

# 1

Event	Scrd As	Athlete	Yr	Scored Mark	Date	Pl. Pts.	Bonus	TOTAL
-------	---------	---------	----	-------------	------	----------	-------	-------

Scored bests come from CURRENT season

▶ SP	48	Aliyah GUSTAFSON	SO	15.82m	51-11	4/22/16	0.05	0.00	0.05
------	----	------------------	----	--------	-------	---------	------	------	------

**Team Total 0.05**

"Scrd As", short for "Scored As", Standing used for place points portion of performance's score combining preseason data (when applied) to current season data

Numbers in BLACK are both the performance's actual NCAA rank AND "scored as" rank Numbers in RED indicate actual NCAA rank does not exist or is worse than "scored as" rank Numbers in BLUE indicate actual NCAA rank is better than "scored as" rank

USTFCCCA Non-Member Non-Member Schools Will NOT be ranked, beginning Week 2