



USTFCCCA NCAA Division I National Team Computer Rankings

as of 5/29/2016 10:49:05 PM

2016 Outdoor Track & Field, Week #9

Only those who score >0.01 pts are shown
D denotes multiple-event rule in affect

MEN

1



Texas A&M

Southeastern Conference

unch

Event	Scrd As	Athlete	Yr	Scored Mark		Date	Pl. Pts.	Bonus	TOTAL
Scored bests come from CURRENT season									
▶ 400m	1	Fred KERLEY	JR	45.10		4/8/16	30	3.79	33.79
▶ 800m	5	Hector HERNANDEZ	SR	1:46.15		5/12/16	22	2.13	24.13
▶ 800m	6	Donavan BRAZIER	FR	1:46.19		5/12/16	20	2.05	22.05
▶ 400H	2	Robert GRANT	SO	49.44		5/12/16	28	4.74	32.74
▶ 4x100	4	Williams, Kerley, Morrow, Jenkins		39.02		4/8/16	24	1.93	25.93
▶ 4x400	3	Hickey, Grant, Brazier, Kerley		3:02.96		4/23/16	26	2.28	28.28
▶ PV	2	Chase WOLFLE	SR	5.65m	18-6½	4/23/16	28	5.34	33.34
▶ PV	23	Carl JOHANSSON	SO	5.28m	17-3¾	5/28/16	1.5	0.00	1.50
▶ PV	23	Jacob WOOTEN	FR	5.28m	17-3¾	5/28/16	1.5	0.00	1.50
▶ LJ	12	Will WILLIAMS	SO	7.85mw	25-9¼ (2.6)	3/18/16	9	0.59	9.59
▶ TJ	3	Latario COLLIE	SR	16.72mw	54-10¼ (3.7)	4/30/16	26	4.94	30.94
▶ TJ	16	Jeffrey PROTHRO	JR	15.96mw	52-4¾ (3.1)	5/28/16	5	0.00	5.00
▶ TJ	18	Lathone COLLIE	SR	15.91m	52-2½ (1.8)	4/30/16	4	0.00	4.00
▶ DISC	20	Jeff BARTLETT	JR	58.16m	190-9	5/28/16	3	0.00	3.00
▶ JAV	1	Ioannis KYRIAZIS	SO	81.87m	268-7	3/30/16	30	9.22	39.22
▶ JAV	19	Sam HARDIN	SO	72.37m	237-5	3/18/16	3.5	0.00	3.50
▶ DEC	1	Lindon VICTOR	JR	8,446		5/12/16	30	9.04	39.04
Team Total									337.55

2



Florida

Southeastern Conference

▲ 1

Event	Scrd As	Athlete	Yr	Scored Mark		Date	Pl. Pts.	Bonus	TOTAL
Scored bests come from CURRENT season									
▶ 100m	16	Ryan CLARK	FR	10.26	(1.7)	3/31/16	5	0.03	5.03
▶ 400m	3	Arman HALL	SR	45.17		4/22/16	26	3.38	29.38
▶ 400m	8	Kunle FASASI	FR	45.43		3/31/16	16	1.88	17.88
▶ 400m	9	Najee GLASS	SR	45.47		5/28/16	14	1.64	15.64
▶ 110H	9	Yanick HART	JR	13.58	(1.9)	5/28/16	14	0.75	14.75
▶ 400H	1	Eric FUTCH	JR	49.24		5/12/16	30	5.92	35.92
▶ 400H	5	TJ HOLMES	JR	49.72		5/28/16	22	3.11	25.11
▶ 4x100	7	Wright, Graham, Jr, Timpson, Jr, Clark		39.11		4/22/16	18	1.70	19.70
▶ 4x400	2	Graham, Jr, Hall, Fasasi, Glass		3:02.44		5/28/16	28	2.64	30.64
▶ LJ	3	KeAndre BATES	SO	7.95mw	26-1 (2.1)	4/30/16	26	2.74	28.74
▶ TJ	11	KeAndre BATES	SO	16.17mw	53-¾ (3.6)	5/28/16	10	0.40	10.40
▶ HT	4	Anders ERIKSSON	FR	71.14m	233-4	4/22/16	24	1.70	25.70
Team Total									258.88

"Scrd As", short for "Scored As", Standing used for place points portion of performance's score combining preseason data (when applied) to current season data

Numbers in BLACK are both the performance's actual NCAA rank AND "scored as" rank Numbers in RED indicate actual NCAA rank does not exist or is worse than "scored as" rank Numbers in BLUE indicate actual NCAA rank is better than "scored as" rank

USTFCCCA Non-Member

Non-Member Schools Will NOT be ranked, beginning Week 2



USTFCCCA NCAA Division I National Team Computer Rankings

as of 5/29/2016 10:49:05 PM

2016 Outdoor Track & Field, Week #9

Only those who score >0.01 pts are shown
D denotes multiple-event rule in affect

MEN

3



Oregon

Pac-12 Conference

▲ 1

Event	Scrd As	Athlete	Yr	Scored Mark	Date	Pl. Pts.	Bonus	TOTAL
Scored bests come from CURRENT season								
▶ 200m	21	Devon ALLEN	SO	20.62 (0.8)	5/28/16	2.5	0.00	2.50
▶ 400m	19	Marcus CHAMBERS	JR	45.94	5/14/16	3.5	0.00	3.50
▶ 1500m	4	Matthew MATON	FR	3:39.97	5/14/16	24	2.55	26.55
▶ 1500m	5	Sam PRAKEL	SO	3:40.11	5/14/16	22	2.36	24.36
▶ 1500m	8	Blake HANEY	SO	3:40.46	5/1/16	16	1.88	17.88
▶ 5000m	12	Jake LEINGANG	SO	13:43.04	5/14/16	9	0.07	9.07
▶ 110H	1	Devon ALLEN	SO	13.32 (-0.8)	5/14/16	30	4.94	34.94
▶ 400H	23	Ben THIEL	JR	51.25	5/28/16	1.5	0.00	1.50
▶ 4x100	19	Sourapas, Allen, White, Chambers		39.61	5/6/16	3.5	0.66	4.16
▶ PV	11	Cole WALSH	SO	5.41m 17-9	4/15/16	10	0.00	10.00
▶ HT	6	Greg SKIPPER	SR	70.34m 230-9	5/14/16	20	0.93	20.93
▶ JAV	6	Cody DANIELSON	JR	76.74m 251-9	3/18/16	20	1.57	21.57
▶ JAV	20	John NIZICH	FR	71.89m 235-10	5/14/16	3	0.00	3.00
▶ DEC	17	Mitch MODIN	JR	7,468	4/15/16	4.5	0.00	4.50
▶ DEC	20	Joe DELGADO	SO	7,402	4/15/16	3	0.00	3.00
Scored bests come from PRE-SEASON DATA								
▶ 5000m	1	Edward CHESEREK	JR	13:18.71	6/14/14	30	7.02	37.02
▶ 10k	2	Edward CHESEREK	JR	28:30.18	6/14/14	28	4.41	32.41
Team Total								256.90

4



LSU

Southeastern Conference

▼ 2

Event	Scrd As	Athlete	Yr	Scored Mark	Date	Pl. Pts.	Bonus	TOTAL
Scored bests come from CURRENT season								
▶ 100m	5	Nethaneel MITCHELL-BLAKE	JR	10.09 (1.0)	4/16/16	22	2.77	24.77
▶ 100m	21	Tinashe MUTANGA	JR	10.29 (1.2)	4/9/16	2.5	0.00	2.50
▶ 200m	1	Nethaneel MITCHELL-BLAKE	JR	19.95 (0.4)	5/12/16	30	6.35	36.35
▶ 200m	4	Renard HOWELL	JR	20.15 (0.4)	5/12/16	24	3.42	27.42
▶ 400m	3	Michael CHERRY	JR	45.17	4/23/16	26	3.38	29.38
▶ 400m	7	Fitzroy DUNKLEY	SR	45.34	5/12/16	18	2.40	20.40
▶ 400m	20	Lamar BRUTON	JR	45.99	5/28/16	3	0.00	3.00
▶ 110H	8	Jordan MOORE	JR	13.53 (1.2)	5/12/16	16	1.23	17.23
▶ 4x100	1	Flournoy, Howell, Acy, Mitchell-Blake		38.33	5/12/16	30	3.76	33.76
▶ 4x400	1	Bruton, Cherry, Grayson, Dunkley		3:00.38	4/23/16	30	4.07	34.07
Team Total								228.88

"Scrd As", short for "Scored As", Standing used for place points portion of performance's score combining preseason data (when applied) to current season data

Numbers in BLACK are both the performance's actual NCAA rank AND "scored as" rank Numbers in RED indicate actual NCAA rank does not exist or is worse than "scored as" rank Numbers in BLUE indicate actual NCAA rank is better than "scored as" rank

USTFCCCA Non-Member

Non-Member Schools Will NOT be ranked, beginning Week 2



USTFCCCA NCAA Division I National Team Computer Rankings

as of 5/29/2016 10:49:05 PM

2016 Outdoor Track & Field, Week #9

Only those who score >0.01 pts are shown
D denotes multiple-event rule in affect

MEN

5



Arkansas

Southeastern Conference

unch

Event	Scrd As	Athlete	Yr	Scored Mark	Date	Pl. Pts.	Bonus	TOTAL
Scored bests come from CURRENT season								
100m	11	Jarrion LAWSON	SR	10.19 (2.0)	4/22/16	10	0.78	10.78
100m	11	Marqueze WASHINGTON	SR	10.19 (2.0)	4/22/16	10	0.78	10.78
100m	14	Kenzo COTTON	SO	10.25 (1.5)	5/28/16	7	0.14	7.14
200m	6	Jarrion LAWSON	SR	20.17 (1.5)	5/28/16	20	3.13	23.13
200m	9	Kenzo COTTON	SO	20.35 (0.8)	5/28/16	14	0.67	14.67
200m	15	Marqueze WASHINGTON	SR	20.49w (2.8)	4/22/16	6	0.00	6.00
400m	23	Obi IGBOKWE	SO	46.32	5/28/16	1.5	0.00	1.50
800m	21	Ryan THOMAS	SR	1:47.62	5/12/16	2.5	0.13	2.63
Steeple	11	Frankline TONUI	JR	8:39.82	5/12/16	10	0.89	10.89
10k	11	Gabe GONZALEZ	SR	29:01.62	4/1/16	10	0.64	10.64
400H	20	Larry DONALD	SO	50.90	3/30/16	3	0.00	3.00
4x100	3	Cotton, Lawson, Ejiakuekwu, Washington		38.96	5/12/16	26	2.09	28.09
4x400	17	Stephen, Igbokwe, Ejiakuekwu, Janise		3:05.62	5/28/16	4.5	0.66	5.16
HJ	10	Ken LEGASSEY	JR	2.19m 7-2¼	5/12/16	12	0.10	12.10
LJ	2	Jarrion LAWSON	SR	7.98m 26-2¼ (2.0)	4/22/16	28	3.46	31.46
LJ	21	Andreas TRAJKOVSKI	JR	7.64m 25-¾ (1.6)	4/22/16	2.5	0.00	2.50
LJ	22	Kurt JENNER	JR	7.63m 25-¾ (1.9)	4/22/16	2	0.00	2.00
TJ	2	Clive PULLEN	JR	16.78m 55-¾ (0.5)	5/12/16	28	5.69	33.69
DEC	18	Brad CULP	JR	7,438	3/25/16	4	0.00	4.00
DEC	22	Derek JACOBUS	JR	7,356	5/12/16	2	0.00	2.00
Team Total							222.16	

6



Georgia

Southeastern Conference

unch

Event	Scrd As	Athlete	Yr	Scored Mark	Date	Pl. Pts.	Bonus	TOTAL
Scored bests come from CURRENT season								
800m	9	Christian HARRISON	SR	1:46.69	5/12/16	14	1.07	15.07
4x400	19	Freeman, Glover, Hampton, Evans		3:05.79	5/28/16	3.5	0.58	4.08
SP	7	Ashinia MILLER	SR	20.02m 65-8¼	5/28/16	18	1.70	19.70
SP	9	Denzel COMENENTIA	FR	19.53m 64-1	5/12/16	14	0.00	14.00
HT	8	Alex POURSANIDIS	JR	70.08m 229-11	3/31/16	16	0.68	16.68
HT	12	Denzel COMENENTIA	FR	69.42m 227-9	3/31/16	9	0.04	9.04
DEC	2	Maicel UIBO	SR	8,315	5/12/16	28	6.96	34.96
DEC	3	Devon WILLIAMS	JR	8,116	5/12/16	26	3.81	29.81
DEC	4	Karl SALURI	SO	8,108	4/6/16	24	3.68	27.68
Team Total							171.02	

7



Virginia Tech

Atlantic Coast Conference

6

Event	Scrd As	Athlete	Yr	Scored Mark	Date	Pl. Pts.	Bonus	TOTAL
Scored bests come from CURRENT season								
800m	17	Patrick JOSEPH	JR	1:47.29	5/13/16	4.5	0.46	4.96
1500m	13	Neil GOURLEY	JR	3:42.70	5/1/16	8	0.00	8.00
5000m	6	Thomas CURTIN	SR	13:33.88	5/1/16	20	1.65	21.65
PV	4	Torben LAIDIG	SO	5.60m 18-4¼	3/30/16	24	3.52	27.52
PV	8	Chris UHLE	SR	5.47m 17-11¼	5/5/16	16	1.01	17.01
PV	11	Deakin VOLZ	FR	5.41m 17-9	4/22/16	10	0.00	10.00
PV	20	Brad JOHNSON	JR	5.31m 17-5	3/30/16	3	0.00	3.00
DISC	6	Marek BARTA	SO	61.38m 201-4	4/22/16	20	1.37	21.37
HT	10	Tomas KRZULIAK	SR	69.94m 229-5	4/22/16	12	0.54	12.54
JAV	10	Matija MUHAR	FR	75.60m 248-0	5/13/16	12	0.52	12.52
Team Total							138.58	

"Scrd As", short for "Scored As", Standing used for place points portion of performance's score combining preseason data (when applied) to current season data

Numbers in BLACK are both the performance's actual NCAA rank AND "scored as" rank Numbers in RED indicate actual NCAA rank does not exist or is worse than "scored as" rank Numbers in BLUE indicate actual NCAA rank is better than "scored as" rank

USTFCCCA Non-Member

Non-Member Schools Will NOT be ranked, beginning Week 2



2016 Outdoor Track & Field, Week #9

Only those who score >0.01 pts are shown
D denotes multiple-event rule in affect

MEN

8



Tennessee

Southeastern Conference

▲ 4

Event	Scrd As	Athlete	Yr	Scored Mark	Date	Pl. Pts.	Bonus	TOTAL
Scored bests come from CURRENT season								
100m	6	Christian COLEMAN	SO	10.11 (0.8)	4/15/16	20	2.33	22.33
200m	10	Christian COLEMAN	SO	20.36w (2.9)	5/28/16	12	0.60	12.60
200m	18	Mustaqeem WILLIAMS	FR	20.59w (3.6)	5/28/16	4	0.00	4.00
400m	6	Nathan STROTHER	SO	45.30	5/28/16	20	2.63	22.63
4x100	5	Williams, Coleman, Elion, Strother		39.07	5/28/16	22	1.80	23.80
4x400	8	Cogdell, Coleman, Williams, Strother		3:04.24	5/12/16	16	1.41	17.41
PV	2	Jake BLANKENSHIP	SR	5.65m 18-6½	5/12/16	28	5.34	33.34
Team Total							136.10	

9



Missouri

Southeastern Conference

▲ 9

Event	Scrd As	Athlete	Yr	Scored Mark	Date	Pl. Pts.	Bonus	TOTAL
Scored bests come from CURRENT season								
100m	7	Markesh WOODSON	SR	10.13 (2.0)	4/22/16	18	1.89	19.89
400m	2	Kahmari MONTGOMERY	FR	45.13	5/12/16	28	3.62	31.62
PV	9	Matthew LUDWIG	FR	5.46m 17-11	4/29/16	14	0.82	14.82
TJ	8	John WARREN	SO	16.27m 53-4¼ (0.5)	5/28/16	16	1.04	17.04
TJ	12	Tony CARODINE	SR	16.14m 52-11½ (0.7)	5/28/16	9	0.21	9.21
JAV	7	Reinhard VAN ZYL	JR	75.91m 249-0	5/12/16	18	0.81	18.81
DEC	15	Ser WHITAKER	SR	7,488	5/12/16	6	0.00	6.00
Team Total							117.38	

10



Texas Tech

Big 12 Conference

unch

Event	Scrd As	Athlete	Yr	Scored Mark	Date	Pl. Pts.	Bonus	TOTAL
Scored bests come from CURRENT season								
Steeple	12	Benard KETER	JR	8:39.92	5/28/16	9	0.87	9.87
110H	19	Chris CALDWELL	SR	13.63cA 13.59 (1.5)	5/6/16	3.5	0.32	3.82
400H	13	JW SMITH	JR	50.60cA 50.49	3/24/16	8	0.00	8.00
4x100	15	Bethel, Hudson, McBride, Collins		39.50	4/23/16	6	0.82	6.82
4x400	13	Richards III, Collins, McBride, Crisp		3:04.87	5/28/16	8	0.99	8.99
HJ	2	Trey CULVER	SO	2.26m 7-5	3/30/16	28	4.90	32.90
HJ	5	Bradley ADKINS	SR	2.23m 7-3¼	5/13/16	22	2.10	24.10
PV	15	Brandon BRAY	FR	5.38m 17-7¼	5/28/16	6	0.00	6.00
LJ	13	Charles BROWN	FR	7.83m 25-8¼ (1.6)	3/24/16	8	0.35	8.35
TJ	13	Charles BROWN	FR	16.05m 52-8 (1.3)	5/28/16	8	0.00	8.00
Team Total							116.84	

11



Alabama

Southeastern Conference

▼ 3

Event	Scrd As	Athlete	Yr	Scored Mark	Date	Pl. Pts.	Bonus	TOTAL
Scored bests come from CURRENT season								
100m	19	Tadashi PINDER	SR	10.28 (1.8)	3/31/16	3.5	0.00	3.50
200m	5	Ahmed ALI	SR	20.16 (2.0)	3/31/16	22	3.28	25.28
10k	23	Antibahs KOSGEI	JR	29:19.63	4/1/16	1.5	0.00	1.50
110H	7	Tony BROWN	JR	13.52w (3.0)	5/28/16	18	1.40	19.40
HJ	23	Justin FONDREN	SR	2.15m 7-½	4/22/16	1.5	0.00	1.50
SP	16	Kord FERGUSON	FR	19.05m 62-6	5/12/16	5	0.00	5.00
SP	22	Kyle FELPEL	JR	18.79m 61-7¼	5/28/16	2	0.00	2.00
DISC	7	Hayden REED	JR	60.83m 199-7	3/31/16	18	0.78	18.78
DISC	11	Joe WILLIAMS	JR	60.40m 198-2	3/31/16	10	0.32	10.32
DISC	13	Kord FERGUSON	FR	60.13m 197-3	3/31/16	8	0.03	8.03
DISC	15	Daniel HAUGH	FR	59.53m 195-3	5/12/16	6	0.00	6.00
HT	13	Elias HAKANSSON	JR	69.29m 227-4	4/9/16	8	0.00	8.00
Team Total							109.31	

"Scrd As", short for "Scored As", Standing used for place points portion of performance's score combining preseason data (when applied) to current season data

Numbers in BLACK are both the performance's actual NCAA rank AND "scored as" rank Numbers in RED indicate actual NCAA rank does not exist or is worse than "scored as" rank Numbers in BLUE indicate actual NCAA rank is better than "scored as" rank

USTFCCCA Non-Member

Non-Member Schools Will NOT be ranked, beginning Week 2



USTFCCCA NCAA Division I National Team Computer Rankings

as of 5/29/2016 10:49:06 PM

2016 Outdoor Track & Field, Week #9

Only those who score >0.01 pts are shown
D denotes multiple-event rule in affect

MEN

12



Houston

American Athletic Conference

▼ 3

Event	Scrd As	Athlete	Yr	Scored Mark	Date	Pl. Pts.	Bonus	TOTAL
Scored bests come from CURRENT season								
100m	8	Cameron BURRELL	SO	10.16 (1.9)	5/6/16	16	1.24	17.24
200m	11	Leshon COLLINS	SR	20.43 (0.1)	5/12/16	10	0.10	10.10
800m	20	Brian BELL	FR	1:47.58	4/14/16	3	0.17	3.17
110H	4	Isaac WILLIAMS	SR	13.43 (1.9)	4/14/16	24	2.98	26.98
110H	10	Amere LATTIN	FR	13.59 (1.8)	5/12/16	12	0.66	12.66
400H	16	Amere LATTIN	FR	50.71	5/12/16	5	0.00	5.00
4x100	2	Collins, Burke, Martin, Burrell		38.95	5/12/16	28	2.11	30.11

Team Total 105.26

13



Washington

Pac-12 Conference

▲ 9

Event	Scrd As	Athlete	Yr	Scored Mark	Date	Pl. Pts.	Bonus	TOTAL
Scored bests come from CURRENT season								
1500m	1	Izaic YORKS	SR	3:37.74	5/1/16	30	5.62	35.62
1500m	16	Blake NELSON	SR	3:43.19	4/9/16	5	0.00	5.00
Steeple	10	Aaron NELSON	SR	8:39.58	5/14/16	12	0.94	12.94
Steeple	21	Andrew GARDNER	SO	8:44.47	5/14/16	2.5	0.00	2.50
5000m	8	Colby GILBERT	SO	13:35.20	5/14/16	16	1.42	17.42
PV	13	Jax THOIRS	SR	5.40m 17-8½	5/14/16	8	0.00	8.00
JAV	14	Carson FULLER	SR	73.45m 240-11	3/25/16	7	0.00	7.00
JAV	24	Quinn HALE	SR	68.56m 224-11	5/28/16	1	0.00	1.00

Scored bests come from PRE-SEASON DATA

10k	9	Tyler KING	SR	28:59.37	4/3/15	14	0.78	14.78
-----	---	------------	----	----------	--------	----	------	-------

Team Total 104.25

14



UCLA

Pac-12 Conference

▲ 10

Event	Scrd As	Athlete	Yr	Scored Mark	Date	Pl. Pts.	Bonus	TOTAL
Scored bests come from CURRENT season								
800m	11	Nick HARTLE	SR	1:46.73	4/16/16	10	1.03	11.03
10k	14	Lane WERLEY	SR	29:07.23	5/14/16	7	0.29	7.29
400H	19	Rai BENJAMIN	FR	50.88	5/28/16	3.5	0.00	3.50
LJ	23	Austin HAZEL	JR	7.62m 25-0 (1.7)	3/22/16	1.5	0.00	1.50
SP	1	Nicholas SCARVELIS	SR	20.61m 67-7½	4/22/16	30	8.10	38.10
SP	3	Braheme DAYS	SO	20.21m 66-3¾	4/22/16	26	3.76	29.76
SP	14	Dotun OGUNDEJI	FR	19.19m 62-11½	5/28/16	7	0.00	7.00
DISC	17	Nicholas SCARVELIS	SR	58.79m 192-10	4/2/16	4.5	0.00	4.50
DISC	23	Dotun OGUNDEJI	FR	56.00m 183-8	5/28/16	1.5	0.00	1.50

Team Total 104.17

15



Virginia

Atlantic Coast Conference

▼ 4

Event	Scrd As	Athlete	Yr	Scored Mark	Date	Pl. Pts.	Bonus	TOTAL
Scored bests come from CURRENT season								
1500m	2	Henry WYNNE	JR	3:38.05	4/22/16	28	5.19	33.19
Steeple	23	Will GRAY	SR	8:45.82	5/13/16	1.5	0.00	1.50
SP	5	Filip MIHALJEVIC	JR	20.16m 66-1¼	5/28/16	22	3.22	25.22
SP	9	Oghenakpobo EFEKORO	FR	19.53m 64-1	5/13/16	14	0.00	14.00
DISC	4	Filip MIHALJEVIC	JR	62.43m 204-10	5/13/16	24	3.01	27.01
DISC	21	Jordan YOUNG	JR	57.73m 189-5	5/13/16	2.5	0.00	2.50

Team Total 103.42

16



Mississippi State

Southeastern Conference

▲ 5

Event	Scrd As	Athlete	Yr	Scored Mark	Date	Pl. Pts.	Bonus	TOTAL
Scored bests come from CURRENT season								
400m	13	Alfred LARRY	SR	45.75	5/12/16	8	0.39	8.39
800m	1	Brandon MCBRIDE	SR	1:44.63	4/30/16	30	5.29	35.29
4x400	7	Castillo, Waters, Larry, Tatham		3:04.01	5/28/16	18	1.56	19.56
HJ	19	Seth PEACE	SR	2.16m 7-1	4/9/16	3.5	0.00	3.50
JAV	2	Curtis THOMPSON	SO	81.03m 265-10	3/25/16	28	7.72	35.72

Team Total 102.46

"Scrd As", short for "Scored As", Standing used for place points portion of performance's score combining preseason data (when applied) to current season data

Numbers in BLACK are both the performance's actual NCAA rank AND "scored as" rank Numbers in RED indicate actual NCAA rank does not exist or is worse than "scored as" rank Numbers in BLUE indicate actual NCAA rank is better than "scored as" rank

USTFCCCA Non-Member

Non-Member Schools Will NOT be ranked, beginning Week 2



2016 Outdoor Track & Field, Week #9

Only those who score >0.01 pts are shown
D denotes multiple-event rule in affect

MEN

17



Syracuse

Atlantic Coast Conference

unch

Event	Scrd As	Athlete	Yr	Scored Mark	Date	Pl. Pts.	Bonus	TOTAL
Scored bests come from CURRENT season								
1500m	9	Adam PALAMAR	JR	3:40.49	4/22/16	14	1.84	15.84
5000m	4	Justyn KNIGHT	SO	13:27.23	5/1/16	24	3.98	27.98
10k	7	Colin BENNIE	SO	28:52.72	5/1/16	18	1.56	19.56
10k	12	Philo GERMANO	SO	29:04.60	4/1/16	9	0.45	9.45
110H	4	Freddie CRITTENDON III	JR	13.43w (2.1)	5/28/16	24	2.98	26.98
Team Total								99.82

18



Mississippi

Southeastern Conference

▲13

Event	Scrd As	Athlete	Yr	Scored Mark	Date	Pl. Pts.	Bonus	TOTAL
Scored bests come from CURRENT season								
800m	15	Holland SHERRER	SR	1:47.13	5/28/16	6	0.62	6.62
1500m	3	Craig ENGELS	JR	3:38.82	3/31/16	26	4.12	30.12
1500m	10	Robert DOMANIC	JR	3:40.95	4/22/16	12	1.22	13.22
Steeple	9	MJ ERB	JR	8:39.11	5/28/16	14	1.06	15.06
5000m	14	Ryan WALLING	SR	13:49.44	5/1/16	7	0.00	7.00
HJ	10	Branden GREENE	SR	2.19m 7-2½	5/12/16	12	0.10	12.10
HT	11	Dempsey MCGUIGAN	SO	69.90m 229-4	4/29/16	10	0.50	10.50
Team Total								94.62

19



Akron

Mid-American Conference

▲22

Event	Scrd As	Athlete	Yr	Scored Mark	Date	Pl. Pts.	Bonus	TOTAL
Scored bests come from CURRENT season								
1500m	15	Clayton MURPHY	JR	3:42.82	5/28/16	6	0.00	6.00
HJ	15	Curtis RICHARDSON	FR	2.17m 7-1½	5/28/16	6	0.00	6.00
HJ	23	Cody STINE	FR	2.15m 7-½	4/15/16	1.5	0.00	1.50
PV	21	Matthew ROWLAND	JR	5.30m 17-4½	5/28/16	2.5	0.00	2.50
LJ	3	Terrell MCCLAIN	SO	7.95m 26-1 (1.9)	4/15/16	26	2.74	28.74
LJ	15	Joseph ODUHO	JR	7.82m 25-8 (0.8)	5/12/16	6	0.23	6.23
DISC	2	Phillip JAGERS	JR	62.71m 205-9	5/28/16	28	3.61	31.61
DEC	14	Alex MCCUNE	SR	7.520	5/12/16	7	0.00	7.00
Team Total								89.58

20



Northern Arizona

Big Sky Conference

unch

Event	Scrd As	Athlete	Yr	Scored Mark	Date	Pl. Pts.	Bonus	TOTAL
Scored bests come from CURRENT season								
1500m	21	Andy TROUARD	JR	3:43.61	5/28/16	2.5	0.00	2.50
Steeple	4	Caleb HOOVER	SR	8:34.23	5/1/16	24	3.01	27.01
10k	1	Futsum ZIENASELLASSIE	SR	27:52.70	5/1/16	30	9.33	39.33
4x100	24	Norris, Fisher, Kennedy, Tchenawou		40.00	5/28/16	1	0.33	1.33
HT	7	Adam KEENAN	JR	70.14m 230-1	5/11/16	18	0.74	18.74
Team Total								88.91

21



Clemson

Atlantic Coast Conference

▲13

Event	Scrd As	Athlete	Yr	Scored Mark	Date	Pl. Pts.	Bonus	TOTAL
Scored bests come from CURRENT season								
100m	2	Tevin HESTER	SR	9.99w (3.0)	3/30/16	28	5.00	33.00
200m	3	Tevin HESTER	SR	20.13 (0.9)	5/13/16	26	3.71	29.71
5000m	18	James DWYER	SR	13:54.57	4/14/16	4	0.00	4.00
4x400	6	Lamb, Cheeks, Bellafonte, Green		3:03.86	5/28/16	20	1.66	21.66
Team Total								88.37

22



Air Force

Mountain West Conference

▲29

Event	Scrd As	Athlete	Yr	Scored Mark	Date	Pl. Pts.	Bonus	TOTAL
Scored bests come from CURRENT season								
200m	2	Jamie TRIMBLE	SO	20.12 (1.5)	5/28/16	28	3.86	31.86
1500m	22	Matt DORSEY	JR	3:43.65	5/28/16	2	0.00	2.00
5000m	10	Patrick CORONA	SR	13:37.24	4/14/16	12	1.06	13.06
110H	17	Jamie TRIMBLE	SO	13.62 (0.8)	5/28/16	4.5	0.40	4.90
4x100	20	McHenry, Johnson, Anderson, Trimble		39.65	5/28/16	3	0.63	3.63
PV	5	Dylan BELL	SR	5.55m 18-2½	4/23/16	22	2.49	24.49
PV	13	Kyle PATER	JR	5.40m 17-8½	5/11/16	8	0.00	8.00
Team Total								87.94

"Scrd As", short for "Scored As", Standing used for place points portion of performance's score combining preseason data (when applied) to current season data

Numbers in BLACK are both the performance's actual NCAA rank AND "scored as" rank Numbers in RED indicate actual NCAA rank does not exist or is worse than "scored as" rank Numbers in BLUE indicate actual NCAA rank is better than "scored as" rank

USTFCCCA Non-Member

Non-Member Schools Will NOT be ranked, beginning Week 2



USTFCCCA NCAA Division I National Team Computer Rankings

as of 5/29/2016 10:49:06 PM

2016 Outdoor Track & Field, Week #9

Only those who score >0.01 pts are shown
D denotes multiple-event rule in affect

MEN

23



Purdue

Big Ten Conference

▼ 8

Event	Scrd As	Athlete	Yr	Scored Mark		Date	Pl. Pts.	Bonus	TOTAL
Scored bests come from CURRENT season									
▶ 400m	12	Nicholas PARKS	SR	45.71		5/28/16	9	0.51	9.51
▶ 400H	8	Obokhare IKPEFAN	JR	50.07		5/13/16	16	1.44	17.44
▶ 4x100	23	McGee, Dotson, Webb, Pennerman		39.89		5/28/16	1.5	0.43	1.93
▶ 4x400	12	Parks, Ikpefan, Frederick, McLaren		3:04.75		5/13/16	9	1.06	10.06
▶ SP	2	Chuk ENEKWECHI	SR	20.37m	66-10	4/23/16	28	5.49	33.49
▶ HT	9	Chuk ENEKWECHI	SR	70.04m	229-9	5/6/16	14	0.64	14.64
Team Total									87.07

24



Nebraska

Big Ten Conference

▼ 1

Event	Scrd As	Athlete	Yr	Scored Mark	Date	Pl. Pts.	Bonus	TOTAL	
Scored bests come from CURRENT season									
▶ 400m	10	Cody RUSH	SR	45.52	5/13/16	12	1.36	13.36	
▶ 110H	22	Antoine LLOYD	SO	13.69	(0.3)	5/13/16	2	0.00	2.00
▶ 400H	17	Sean PILLE	SR	50.72	5/28/16	4.5	0.00	4.50	
▶ 4x100	21	Hall, White, Lloyd, Rush		39.75	5/13/16	2.5	0.55	3.05	
▶ 4x400	5	Gipson, Townsend, Bransby, Rush		3:03.74	5/13/16	22	1.74	23.74	
▶ HJ	13	Grant ANDERSON	SO	2.18m	7-1½	4/9/16	8	0.00	8.00
▶ TJ	14	Kaiwan CULMER	SO	16.04m	52-7½ (-1.0)	5/13/16	7	0.00	7.00
▶ DISC	9	Nicholas PERCY	SO	60.52m	198-6	4/20/16	14	0.45	14.45
▶ DEC	11	Cody WALTON	SO	7,620	5/13/16	10	0.00	10.00	
Team Total								86.10	

25



BYU

Independent (DI)

▲ 2

Event	Scrd As	Athlete	Yr	Scored Mark		Date	Pl. Pts.	Bonus	TOTAL
Scored bests come from CURRENT season									
▶ 400m	18	Jesse WHITE	SR	45.92		4/8/16	4	0.00	4.00
▶ 800m	2	Shaquille WALKER	JR	1:44.99		4/8/16	28	4.53	32.53
▶ 1500m	23	Chase HORROCKS	JR	3:44.06		5/28/16	1.5	0.00	1.50
▶ Steeple	8	Aaron FLETCHER	SR	8:39.10		5/7/16	16	1.06	17.06
▶ 5000m	21	Rory LINKLETTER	FR	13:59.60		5/7/16	2.5	0.00	2.50
▶ 4x400	19	Scheible, White, Carlson, Walker		3:05.79		5/28/16	3.5	0.58	4.08
▶ HJ	8	Zachary BLACKHAM	SR	2.21m	7-3	4/21/16	16	1.04	17.04
▶ DEC	19	Jackson WALKER	JR	7,403		4/21/16	3.5	0.00	3.50
Scored bests come from PRE-SEASON DATA									
▶ 10k	20	Connor MCMILLAN	SO	29:13.87		4/3/15	3	0.00	3.00
Team Total									85.21

26



Florida State

Atlantic Coast Conference

▼ 7

Event	Scrd As	Athlete	Yr	Scored Mark		Date	Pl. Pts.	Bonus	TOTAL
Scored bests come from CURRENT season									
▶ 100m	17	Edward CLARKE	SO	10.27w	(2.4)	5/13/16	4.5	0.00	4.50
▶ Steeple	2	Zak SEDDON	SR	8:33.09		4/1/16	28	3.47	31.47
▶ 4x100	13	Robinson, Haraway, Clarke, Moona		39.41		3/25/16	8	0.98	8.98
▶ LJ	1	Stefan BRITS	SR	8.22m	26-11½ (1.3)	5/13/16	30	9.23	39.23
Team Total									84.17

27



Michigan

Big Ten Conference

▼ 1

Event	Scrd As	Athlete	Yr	Scored Mark		Date	Pl. Pts.	Bonus	TOTAL
Scored bests come from CURRENT season									
▶ Steeple	1	Mason FERLIC	SR	8:28.77		5/1/16	30	5.23	35.23
▶ 5000m	24	Tony SMORAGIEWICZ	JR	14:02.70		4/14/16	1	0.00	1.00
▶ 10k	19	Ben FLANAGAN	SO	29:13.72		4/14/16	3.5	0.00	3.50
▶ 400H	6	Taylor MCLAUGHLIN	FR	49.80		5/13/16	20	2.65	22.65
▶ HT	14	Joseph ELLIS	FR	68.25m	223-11	5/28/16	7	0.00	7.00
▶ DEC	10	Steven BASTIEN	JR	7,636		5/13/16	12	0.00	12.00
Team Total									81.38

"Scrd As", short for "Scored As", Standing used for place points portion of performance's score combining preseason data (when applied) to current season data

Numbers in BLACK are both the performance's actual NCAA rank AND "scored as" rank Numbers in RED indicate actual NCAA rank does not exist or is worse than "scored as" rank Numbers in BLUE indicate actual NCAA rank is better than "scored as" rank

USTFCCCA Non-Member

Non-Member Schools Will NOT be ranked, beginning Week 2



USTFCCCA NCAA Division I National Team Computer Rankings

as of 5/29/2016 10:49:07 PM

2016 Outdoor Track & Field, Week #9

Only those who score >0.01 pts are shown
D denotes multiple-event rule in affect

MEN

28



Middle Tennessee

Conference USA

▲ 2

Event	Scrd As	Athlete	Yr	Scored Mark	Date	Pl. Pts.	Bonus	TOTAL
Scored bests come from CURRENT season								
800m	3	Eliud RUTTO	JR	1:45.59	4/14/16	26	3.28	29.28
800m	16	Sampson LAARI	JR	1:47.15	5/28/16	5	0.60	5.60
TJ	20	Phillip SMITH	JR	15.86m	52-½ (0.5) 5/28/16	3	0.00	3.00
JAV	4	John AMPOMAH	SR	77.81m	255-3 4/28/16	24	2.55	26.55
DEC	8	Atsu NYAMADI	SR	7,800	4/6/16	16	0.63	16.63
Team Total								81.06

29



South Carolina

Southeastern Conference

▲ 9

Event	Scrd As	Athlete	Yr	Scored Mark	Date	Pl. Pts.	Bonus	TOTAL
Scored bests come from CURRENT season								
200m	16	Ncincilli TITI	SO	20.57w (3.6)	5/28/16	5	0.00	5.00
110H	2	Dondre ECHOLS	SR	13.35w (2.1)	5/28/16	28	4.41	32.41
110H	15	Jermaine COLLIER	SR	13.61w (3.0)	5/28/16	6	0.49	6.49
400H	7	Jussi KANERVO	JR	49.87	5/28/16	18	2.24	20.24
4x100	16	Winters, Jr, Echols, Lewis, Titi		39.54	4/28/16	5	0.75	5.75
SP	20	Josh AWOTUNDE	SO	18.89m	61-11¼ 3/17/16	3	0.00	3.00
JAV	22	Kaleb ZUIDEMA	JR	71.07m	233-2 5/12/16	2	0.00	2.00
Team Total								74.89

30



Penn State

Big Ten Conference

▼ 2

Event	Scrd As	Athlete	Yr	Scored Mark	Date	Pl. Pts.	Bonus	TOTAL
Scored bests come from CURRENT season								
800m	4	Isaiah HARRIS	FR	1:46.05	3/31/16	24	2.34	26.34
1500m	5	Brannon KIDDER	SR	3:40.11	4/22/16	22	2.36	24.36
TJ	8	Brian LEAP	SR	16.27m	53-4½ (-0.3) 5/13/16	16	1.04	17.04
DISC	14	David LUCAS	FR	59.62m	195-7 5/28/16	7	0.00	7.00
Team Total								74.73

31



Stanford

Pac-12 Conference

▼ 17

Event	Scrd As	Athlete	Yr	Scored Mark	Date	Pl. Pts.	Bonus	TOTAL
Scored bests come from CURRENT season								
5000m	2	Sean MCGORTY	SO	13:24.25	5/1/16	28	5.03	33.03
5000m	11	Grant FISHER	FR	13:39.42	5/1/16	10	0.69	10.69
PV	15	Dylan DUVOI	JR	5.38m	17-7¼ 5/28/16	6	0.00	6.00
DEC	7	Harrison WILLIAMS	SO	7,842	3/30/16	18	0.97	18.97
Team Total								68.69

32



Auburn

Southeastern Conference

▲ 22

Event	Scrd As	Athlete	Yr	Scored Mark	Date	Pl. Pts.	Bonus	TOTAL
Scored bests come from CURRENT season								
200m	7	Kahlil HENDERSON	JR	20.20w (2.9)	5/28/16	18	2.70	20.70
110H	10	Wellington ZAZA	JR	13.59w (2.1)	5/28/16	12	0.66	12.66
4x100	9	Zaza, Henderson, Burks, Smith		39.21	5/12/16	14	1.44	15.44
TJ	7	Shawn JOHNSON	SR	16.36m	53-8¼ (1.7) 5/28/16	18	1.61	19.61
Team Total								68.41

33



Penn

Ivy League

▼ 1

Event	Scrd As	Athlete	Yr	Scored Mark	Date	Pl. Pts.	Bonus	TOTAL
Scored bests come from CURRENT season								
DISC	1	Sam MATTIS	SR	67.45m	221-3 3/19/16	30	13.63	43.63
Scored bests come from PRE-SEASON DATA								
5000m	5	Thomas AWAD	SR	13:33.29	4/3/15	22	1.86	23.86
Team Total								67.49

"Scrd As", short for "Scored As", Standing used for place points portion of performance's score combining preseason data (when applied) to current season data

Numbers in BLACK are both the performance's actual NCAA rank AND "scored as" rank Numbers in RED indicate actual NCAA rank does not exist or is worse than "scored as" rank Numbers in BLUE indicate actual NCAA rank is better than "scored as" rank

USTFCCCA Non-Member

Non-Member Schools Will NOT be ranked, beginning Week 2



USTFCCCA NCAA Division I National Team Computer Rankings

as of 5/29/2016 10:49:07 PM

2016 Outdoor Track & Field, Week #9

Only those who score >0.01 pts are shown
D denotes multiple-event rule in affect

MEN

34



Texas

Big 12 Conference

▼ 27

Event	Scrd As	Athlete	Yr	Scored Mark	Date	Pl. Pts.	Bonus	TOTAL
Scored bests come from CURRENT season								
100m	4	Senoj-Jay GIVANS	JR	10.08w (3.0)	3/30/16	24	2.99	26.99
400m	21	Zack BILDERBACK	SR	46.05	4/23/16	2.5	0.00	2.50
800m	23	Robert UHR	JR	1:48.61	5/28/16	1.5	0.00	1.50
1500m	17	Alex ROGERS	FR	3:43.25c	4:01.11(1)	4.5	0.00	4.50
110H	24	John BURT	FR	13.91 (0.2)	5/28/16	1	0.00	1.00
4x100	8	Anumnu, Bailey Jr., Bilderback, Givans		39.18	3/30/16	16	1.52	17.52
PV	17	Reese WATSON	SR	5.35m	17-6½	4.5	0.00	4.50
PV	17	Barrett POTH	FR	5.35m	17-6½	4.5	0.00	4.50
LJ	18	Steffin MCCARTER	FR	7.70m	25-3¼ (1.7)	4	0.00	4.00

Team Total 67.01

35



TCU

Big 12 Conference

▲ 4

Event	Scrd As	Athlete	Yr	Scored Mark	Date	Pl. Pts.	Bonus	TOTAL
Scored bests come from CURRENT season								
100m	1	Ronnie BAKER	SR	9.95w (2.7)	3/17/16	30	5.90	35.90
200m	23	Sam WATTS	SR	20.65 (1.4)	5/28/16	1.5	0.00	1.50
4x100	6	Bozmans, Watts, Flowers, Baker		39.08	3/30/16	20	1.78	21.78
TJ	21	Scotty NEWTON	SO	15.85m	52-0 (-0.2)	2.5	0.00	2.50
DISC	22	Adam DAMADZIC	JR	56.44m	185-2	2	0.00	2.00
HT	20	Fellan MCGUIGAN	FR	64.47m	211-6	3	0.00	3.00

Team Total 66.68

36



Baylor

Big 12 Conference

▼ 1

Event	Scrd As	Athlete	Yr	Scored Mark	Date	Pl. Pts.	Bonus	TOTAL
Scored bests come from CURRENT season								
400m	5	Wil LONDON	FR	45.28	4/23/16	22	2.74	24.74
400m	22	George CADDICK	JR	46.18	5/13/16	2	0.00	2.00
4x400	8	London, Dickson, Moore, Caddick		3:04.24	3/30/16	16	1.41	17.41
TJ	6	Felix OBI	SR	16.40m	53-9¾ (0.4)	20	1.86	21.86

Team Total 66.01

37



Iowa

Big Ten Conference

▼ 4

Event	Scrd As	Athlete	Yr	Scored Mark	Date	Pl. Pts.	Bonus	TOTAL
Scored bests come from CURRENT season								
200m	16	James HARRINGTON	SR	20.57 (0.3)	4/16/16	5	0.00	5.00
400m	14	Mar'yea HARRIS	FR	45.76	5/13/16	7	0.37	7.37
800m	18	Carter LILLY	SO	1:47.32	4/16/16	4	0.43	4.43
110H	6	Aaron MALLETT	JR	13.48 (0.3)	5/13/16	20	2.10	22.10
400H	21	Mitch WOLFF	JR	50.96	4/9/16	2.5	0.00	2.50
4x100	14	Saucer, Brissett, Harrington, Mallett		39.44	5/13/16	7	0.92	7.92
DISC	8	Reno TUUFULI	FR	60.71m	199-2	16	0.65	16.65

Team Total 65.97

38



Oklahoma State

Big 12 Conference

▲ 4

Event	Scrd As	Athlete	Yr	Scored Mark	Date	Pl. Pts.	Bonus	TOTAL
Scored bests come from CURRENT season								
100m	8	John TEETERS	JR	10.16 (2.0)	4/22/16	16	1.24	17.24
5000m	15	Cerake GEBERKIDANE	FR	13:51.79	4/1/16	6	0.00	6.00
5000m	23	Vegard OELSTAD	SR	14:02.13	4/22/16	1.5	0.00	1.50
HT	1	Nick MILLER	SR	76.93m	252-4	30	10.33	40.33

Team Total 65.07

39



Cornell

Ivy League

▲ 4

Event	Scrd As	Athlete	Yr	Scored Mark	Date	Pl. Pts.	Bonus	TOTAL
Scored bests come from CURRENT season								
1500m	12	James GOWANS	JR	3:42.47	4/16/16	9	0.14	9.14
110H	17	Max HAIRSTON	SR	13.62w (3.0)	5/28/16	4.5	0.40	4.90
TJ	15	Bobby PLUMMER	JR	15.99mw	52-5½ (2.5)	6	0.00	6.00
HT	2	Rudy WINKLER	JR	75.10m	246-4	28	6.89	34.89
JAV	13	Rob ROBBINS	SR	73.97m	242-8	8	0.00	8.00

Team Total 62.94

"Scrd As", short for "Scored As", Standing used for place points portion of performance's score combining preseason data (when applied) to current season data

Numbers in BLACK are both the performance's actual NCAA rank AND "scored as" rank Numbers in RED indicate actual NCAA rank does not exist or is worse than "scored as" rank Numbers in BLUE indicate actual NCAA rank is better than "scored as" rank

USTFCCCA Non-Member

Non-Member Schools Will NOT be ranked, beginning Week 2



USTFCCCA NCAA Division I National Team Computer Rankings

as of 5/29/2016 10:49:07 PM

2016 Outdoor Track & Field, Week #9

Only those who score >0.01 pts are shown
D denotes multiple-event rule in affect

MEN

40



Ohio State

Big Ten Conference

5

Event	Scrd As	Athlete	Yr	Scored Mark	Date	Pl. Pts.	Bonus	TOTAL
Scored bests come from CURRENT season								
100m	22	Nick GRAY	FR	10.30w (3.0)	5/13/16	2	0.00	2.00
200m	14	Nick GRAY	FR	20.45 (1.0)	5/28/16	7	0.00	7.00
400H	14	Antonio BLANKS	SR	50.61	5/28/16	7	0.00	7.00
4x400	14	Blanks, Gray, Jackson, Page		3:05.11	5/28/16	7	0.89	7.89
LJ	19	Zack BAZILE	SO	7.69mw 25-2½ (2.6)	3/25/16	3.5	0.00	3.50
SP	3	JC MURASKY	SR	20.21m 66-3½	5/13/16	26	3.76	29.76
JAV	18	Bill STANLEY	JR	72.98m 239-5	3/25/16	4	0.00	4.00

Team Total 61.15

41



Western Kentucky

Conference USA

18

Event	Scrd As	Athlete	Yr	Scored Mark	Date	Pl. Pts.	Bonus	TOTAL
Scored bests come from CURRENT season								
100m	24	Kyree KING	JR	10.33 (1.3)	5/28/16	1	0.00	1.00
200m	12	Julius MORRIS	SO	20.44w (3.6)	5/28/16	9	0.03	9.03
200m	22	Kyree KING	JR	20.63 (1.0)	5/28/16	2	0.00	2.00
110H	14	Vincent WYATT	SR	13.60 (1.9)	5/28/16	7	0.57	7.57
400H	22	Maor SEGED	FR	51.02	5/28/16	2	0.00	2.00
4x100	11	Redwine, King, Dasor, Morris		39.27	5/28/16	10	1.29	11.29
4x400	23	Redwine, Dasor, Sears, Seged		3:06.05	5/28/16	1.5	0.47	1.97
HJ	9	Keenon LAINE	FR	2.20m 7-2½	4/15/16	14	0.57	14.57
JAV	11	Tomas GUERRA	SR	74.46m 244-3	3/25/16	10	0.00	10.00

Team Total 59.43

42



Kentucky


Southeastern Conference

11

Event	Scrd As	Athlete	Yr	Scored Mark	Date	Pl. Pts.	Bonus	TOTAL
Scored bests come from CURRENT season								
10k	10	Jacob THOMSON	SO	29:01.34	3/25/16	12	0.65	12.65
110H	10	Nick ANDERSON	JR	13.59w (3.0)	5/28/16	12	0.66	12.66
HJ	13	Xavier MCALLISTER	JR	2.18m 7-1¼	3/31/16	8	0.00	8.00
LJ	20	Fred DORSEY	SO	7.65m 25-1¼ (1.8)	3/18/16	3	0.00	3.00
DEC	9	Tim DUCKWORTH	SO	7,709	5/12/16	14	0.00	14.00
DEC	13	Ibn SHORT	JR	7,588	5/12/16	8	0.00	8.00

Team Total 58.32

43



Southern California

Pac-12 Conference

4

Event	Scrd As	Athlete	Yr	Scored Mark	Date	Pl. Pts.	Bonus	TOTAL
Scored bests come from CURRENT season								
400m	11	Ricky MORGAN JR	SO	45.54	3/25/16	10	1.24	11.24
HJ	5	Randall CUNNINGHAM	SO	2.23m 7-3¾	3/25/16	22	2.10	24.10
LJ	15	Adoree JACKSON	SO	7.82m 25-8 (1.9)	3/25/16	6	0.23	6.23
SP	11	Nicholas PONZIO	SO	19.42m 63-8¾	4/22/16	10	0.00	10.00

Team Total 51.57

44



Arizona State

Pac-12 Conference

51

Event	Scrd As	Athlete	Yr	Scored Mark	Date	Pl. Pts.	Bonus	TOTAL
Scored bests come from CURRENT season								
200m	20	Reggie LEWIS	SR	20.60 (1.4)	5/28/16	3	0.00	3.00
Steeple	22	CJ ALBERTSON	JR	8:45.43	5/14/16	2	0.00	2.00
4x100	12	Trotter, Underwood, Haddon, Lewis		39.32	5/28/16	9	1.16	10.16
TJ	4	Tim WHITE	JR	16.43mw 53-11 (2.6)	5/28/16	24	2.05	26.05
TJ	19	Josh DIXON	SR	15.90m 52-2 (1.3)	5/28/16	3.5	0.00	3.50
SP	24	Ahmed HASSAN	SR	18.60m 61-¼	5/28/16	1	0.00	1.00
JAV	17	Hudson KEFFER	FR	73.08m 239-9	4/30/16	4.5	0.00	4.50

Team Total 50.21

"Scrd As", short for "Scored As", Standing used for place points portion of performance's score combining preseason data (when applied) to current season data

Numbers in BLACK are both the performance's actual NCAA rank AND "scored as" rank Numbers in RED indicate actual NCAA rank does not exist or is worse than "scored as" rank Numbers in BLUE indicate actual NCAA rank is better than "scored as" rank

USTFCCCA Non-Member

Non-Member Schools Will NOT be ranked, beginning Week 2



USTFCCCA NCAA Division I National Team Computer Rankings

as of 5/29/2016 10:49:07 PM

2016 Outdoor Track & Field, Week #9

Only those who score >0.01 pts are shown
D denotes multiple-event rule in affect

MEN

45



Wisconsin

Big Ten Conference

▲ 1

Event	Scrd As	Athlete	Yr	Scored Mark	Date	Pl. Pts.	Bonus	TOTAL
Scored bests come from CURRENT season								
800m	19	Austin MUDD	SR	1:47.52	5/13/16	3.5	0.23	3.73
5000m	7	Morgan MCDONALD	FR	13:34.78	5/1/16	18	1.49	19.49
DISC	24	Josh MCDONALD	SO	55.83m 183-2	5/28/16	1	0.00	1.00
DEC	5	Zach ZIEMEK	SR	8,047	4/6/16	22	2.72	24.72
DEC	24	Brandon MORTENSEN	SR	7,335	5/13/16	1	0.00	1.00
Team Total								49.94

46



Louisville

Atlantic Coast Conference

▼ 17

Event	Scrd As	Athlete	Yr	Scored Mark	Date	Pl. Pts.	Bonus	TOTAL
Scored bests come from CURRENT season								
Steeple	5	Edwin KIBICHIY	JR	8:34.46	5/13/16	22	2.91	24.91
TJ	5	Ben WILLIAMS	JR	16.41m 53-10¼ (1.7)	5/13/16	22	1.93	23.93
Team Total								48.84

47



North Carolina

Atlantic Coast Conference

▲ 20

Event	Scrd As	Athlete	Yr	Scored Mark	Date	Pl. Pts.	Bonus	TOTAL
Scored bests come from CURRENT season								
400m	17	Ceo WAYS	JR	45.86	5/13/16	4.5	0.08	4.58
400H	3	Kenny SELMON	SO	49.45	5/28/16	26	4.68	30.68
400H	11	Javonte LIPSEY	SR	50.50	5/28/16	10	0.21	10.21
4x400	22	Lipsey, Selmon, Nicholls, Ways		3:06.03	5/13/16	2	0.48	2.48
Team Total								47.95

48



Arizona

Pac-12 Conference

▲ 2

Event	Scrd As	Athlete	Yr	Scored Mark	Date	Pl. Pts.	Bonus	TOTAL
Scored bests come from CURRENT season								
Steeple	24	Bailey ROTH	FR	8:45.96	5/28/16	1	0.00	1.00
4x400	16	Houston, Eichler, Demby, Parish		3:05.44	5/28/16	5	0.74	5.74
SP	18	Aaron CASTLE	JR	18.94m 62-1¼	5/28/16	4	0.00	4.00
DISC	9	Gerhard DE BEER	JR	60.52m 198-6	4/30/16	14	0.45	14.45
DEC	6	Pau TONNESEN	SR	7,993	4/9/16	20	2.19	22.19
Team Total								47.37

49



Charlotte

Conference USA

▲ 6

Event	Scrd As	Athlete	Yr	Scored Mark	Date	Pl. Pts.	Bonus	TOTAL
Scored bests come from CURRENT season								
HJ	3	Trey MCRAE	SR	2.25m 7-4½	3/25/16	26	3.96	29.96
LJ	8	Trey MCRAE	SR	7.88mw 25-10¼ (2.3)	3/30/16	16	1.06	17.06
Team Total								47.03

50



Kansas State

Big 12 Conference

▼ 2

Event	Scrd As	Athlete	Yr	Scored Mark	Date	Pl. Pts.	Bonus	TOTAL
Scored bests come from CURRENT season								
200m	12	Terrell SMITH	SO	20.44w (2.8)	4/22/16	9	0.03	9.03
HJ	3	Christoff BRYAN	SO	2.25m 7-4½	5/7/16	26	3.96	29.96
HJ	19	Thilina KARUNARATNE	SO	2.16m 7-1	5/28/16	3.5	0.00	3.50
SP	23	Brett NEELLY	FR	18.73m 61-5½	5/28/16	1.5	0.00	1.50
HT	22	Tyler MERKLEY	FR	63.99m 209-11	4/30/16	2	0.00	2.00
HT	24	Brady GRUNDER	JR	62.45m 204-10	5/28/16	1	0.00	1.00
Team Total								47.00

"Scrd As", short for "Scored As", Standing used for place points portion of performance's score combining preseason data (when applied) to current season data

Numbers in BLACK are both the performance's actual NCAA rank AND "scored as" rank Numbers in RED indicate actual NCAA rank does not exist or is worse than "scored as" rank Numbers in BLUE indicate actual NCAA rank is better than "scored as" rank

USTFCCCA Non-Member

Non-Member Schools Will NOT be ranked, beginning Week 2



USTFCCCA NCAA Division I National Team Computer Rankings

as of 5/29/2016 10:49:07 PM

2016 Outdoor Track & Field, Week #9

Only those who score >0.01 pts are shown
D denotes multiple-event rule in affect

MEN

51



Minnesota

Big Ten Conference

▼35

Event	Scrd As	Athlete	Yr	Scored Mark		Date	Pl. Pts.	Bonus	TOTAL
Scored bests come from CURRENT season									
▶ 800m	22	Mitch HECHSEL	JR	1:48.30		4/8/16	2	0.00	2.00
▶ 4x400	10	Neumann, Roesse, Deng, Wellenstein		3:04.46		5/13/16	12	1.26	13.26
▶ HT	3	Sean DONNELLY	SR	74.35m	243-11	3/18/16	26	5.48	31.48
Team Total									46.74

54



Kansas

Big 12 Conference

▼29

Event	Scrd As	Athlete	Yr	Scored Mark		Date	Pl. Pts.	Bonus	TOTAL
Scored bests come from CURRENT season									
▶ 4x400	15	Henry, Hartley, Daniels, Livingston		3:05.14		5/28/16	6	0.87	6.87
▶ DISC	3	Mitchell COOPER	JR	62.56m	205-3	4/20/16	26	3.29	29.29
▶ DISC	18	Nicolai CEBAN	SO	58.77m	192-9	5/28/16	4	0.00	4.00
Team Total									40.16

52



NC State

Atlantic Coast Conference

▼12

Event	Scrd As	Athlete	Yr	Scored Mark	Date	Pl. Pts.	Bonus	TOTAL	
Scored bests come from CURRENT season									
▶ 10k	18	George PARSONS	JR	29:11.87	3/25/16	4	0.00	4.00	
▶ 10k	21	Luis VARGAS	SR	29:16.20	4/15/16	2.5	0.00	2.50	
▶ 4x100	10	Hines, Addison, Patterson, Cunningham		39.24	5/28/16	12	1.36	13.36	
▶ LJ	6	Jonathan ADDISON	SR	7.92m	26-0 (0.2)	5/28/16	20	2.02	22.02
Team Total								41.89	

55



Southern Illinois

Missouri Valley Conference

▲1

Event	Scrd As	Athlete	Yr	Scored Mark		Date	Pl. Pts.	Bonus	TOTAL
Scored bests come from CURRENT season									
▶ HJ	7	Kyle LANDON	JR	2.22m	7-3½	4/15/16	18	1.51	19.51
▶ SP	8	Josh FREEMAN	SR	19.92m	65-4¼	4/15/16	16	1.09	17.09
▶ HT	19	Bradley SAUER	SR	65.05m	213-5	5/28/16	3.5	0.00	3.50
Team Total									40.10

53



Colorado

Pac-12 Conference

▼17

Event	Scrd As	Athlete	Yr	Scored Mark	Date	Pl. Pts.	Bonus	TOTAL
Scored bests come from CURRENT season								
Steeple	20	Adam PETERMAN	SO	8:43.19	5/14/16	3	0.23	3.23
10k	6	Pierce MURPHY	SR	28:48.79	5/1/16	20	2.05	22.05
Scored bests come from PRE-SEASON DATA								
5000m	9	Morgan PEARSON	SR	13:36.22	4/16/15	14	1.24	15.24
Team Total								40.52

56



Georgetown

BIG EAST Conference

▲33

Event	Scrd As	Athlete	Yr	Scored Mark	Date	Pl. Pts.	Bonus	TOTAL
Scored bests come from CURRENT season								
800m	8	Joseph WHITE	SO	1:46.67	4/22/16	16	1.09	17.09
Steeple	14	Darren FAHY	JR	8:40.12	5/28/16	7	0.83	7.83
Steeple	15	Scott CARPENTER	SO	8:40.14	5/28/16	6	0.83	6.83
Scored bests come from PRE-SEASON DATA								
10k	13	Jonathan GREEN	SO	29:06.52	4/16/15	8	0.33	8.33
Team Total								40.08

"Scrd As", short for "Scored As", Standing used for place points portion of performance's score combining preseason data (when applied) to current season data

Numbers in BLACK are both the performance's actual NCAA rank AND "scored as" rank Numbers in RED indicate actual NCAA rank does not exist or is worse than "scored as" rank Numbers in BLUE indicate actual NCAA rank is better than "scored as" rank

USTFCCCA Non-Member

Non-Member Schools Will NOT be ranked, beginning Week 2



USTFCCCA NCAA Division I National Team Computer Rankings

as of 5/29/2016 10:49:08 PM

2016 Outdoor Track & Field, Week #9

Only those who score >0.01 pts are shown
D denotes multiple-event rule in affect

MEN

57



Rutgers

Big Ten Conference

▼13

Event	Scrd As	Athlete	Yr	Scored Mark	Date	Pl. Pts.	Bonus	TOTAL
Scored bests come from CURRENT season								
400m	14	Jermaine GRIFFITH	JR	45.76	4/22/16	7	0.37	7.37
4x400	21	Knox, Griffith, Dunbar, Brown		3:06.01	5/28/16	2.5	0.48	2.98
LJ	5	Corey CRAWFORD	SR	7.93mw 26-¾ (3.4)	5/13/16	22	2.26	24.26
JAV	16	Chris MIRABELLI	SO	73.24m 240-3	5/13/16	5	0.00	5.00
Team Total								39.61

58



East Carolina

American Athletic Conference

▼1

Event	Scrd As	Athlete	Yr	Scored Mark	Date	Pl. Pts.	Bonus	TOTAL
Scored bests come from CURRENT season								
HJ	1	Avion JONES	SR	2.31m 7-7	5/12/16	30	9.56	39.56
Team Total								39.56

59



USF

American Athletic Conference

▼1

Event	Scrd As	Athlete	Yr	Scored Mark	Date	Pl. Pts.	Bonus	TOTAL
Scored bests come from CURRENT season								
TJ	1	Matthew ONEAL	SR	17.01mw 55-9¾ (3.0)	5/28/16	30	8.58	38.58
Team Total								38.58

60



Villanova

BIG EAST Conference

▲10

Event	Scrd As	Athlete	Yr	Scored Mark	Date	Pl. Pts.	Bonus	TOTAL
Scored bests come from CURRENT season								
1500m	18	Ben MALONE	SO	3:43.28	5/28/16	4	0.00	4.00
1500m	20	Jordan WILLIAMSZ	SR	3:43.46	3/31/16	3	0.00	3.00
5000m	3	Patrick TIERNAN	SR	13:25.78	5/1/16	26	4.49	30.49
Team Total								37.49

61



Southeastern Louisiana

Southland Conference

unch

Event	Scrd As	Athlete	Yr	Scored Mark	Date	Pl. Pts.	Bonus	TOTAL
Scored bests come from CURRENT season								
PV	1	Devin KING	SO	5.70m 18-8¾	3/30/16	30	7.16	37.16
Team Total								37.16

62



New Mexico

Mountain West Conference

▲10

Event	Scrd As	Athlete	Yr	Scored Mark	Date	Pl. Pts.	Bonus	TOTAL
Scored bests come from CURRENT season								
1500m	11	Josh KERR	FR	3:42.09	4/14/16	10	0.40	10.40
Steeple	13	Elmar ENGHOLM	SR	8:40.03	4/1/16	8	0.85	8.85
LJ	8	Allan HAMILTON	SR	7.88m 25-10¾ (1.8)	4/14/16	16	1.06	17.06
Team Total								36.31

63



North Carolina A&T

Mid-Eastern Athletic Conference

▼26

Event	Scrd As	Athlete	Yr	Scored Mark	Date	Pl. Pts.	Bonus	TOTAL
Scored bests come from CURRENT season								
100m	3	Christopher BELCHER	JR	10.07 (1.9)	5/5/16	26	3.21	29.21
4x100	18	Eaddy, Belcher, Gabriel, Rowe		39.58	5/5/16	4	0.69	4.69
Team Total								33.90

64



Rice

Conference USA

▲5

Event	Scrd As	Athlete	Yr	Scored Mark	Date	Pl. Pts.	Bonus	TOTAL
Scored bests come from CURRENT season								
HT	21	Austin RIDDLE	SO	64.15m 210-5	5/28/16	2.5	0.00	2.50
JAV	3	Evan KARAKOLIS	SR	79.30m 260-2	4/20/16	26	4.61	30.61
Team Total								33.11

"Scrd As", short for "Scored As", Standing used for place points portion of performance's score combining preseason data (when applied) to current season data

Numbers in BLACK are both the performance's actual NCAA rank AND "scored as" rank Numbers in RED indicate actual NCAA rank does not exist or is worse than "scored as" rank Numbers in BLUE indicate actual NCAA rank is better than "scored as" rank

USTFCCCA Non-Member

Non-Member Schools Will NOT be ranked, beginning Week 2



USTFCCCA NCAA Division I National Team Computer Rankings

2016 Outdoor Track & Field, Week #9

as of 5/29/2016 10:49:08 PM

Only those who score >0.01 pts are shown
D denotes multiple-event rule in affect

MEN

65



LIU Brooklyn

Northeast Conference

▲ 16

Event	Scrd As	Athlete	Yr	Scored Mark	Date	Pl. Pts.	Bonus	TOTAL
Scored bests come from CURRENT season								
200m	8	Brendon RODNEY	SR	20.24 (0.3)	5/28/16	16	2.12	18.12
400H	12	Mica-Jonathan PETIT-HOMME	SR	50.53	5/28/16	9	0.13	9.13
4x100	16	Cue, Williams, Rodney, Davis		39.54	5/28/16	5	0.75	5.75
Team Total								33.01

66



Utah State

Mountain West Conference

▲ 2

Event	Scrd As	Athlete	Yr	Scored Mark	Date	Pl. Pts.	Bonus	TOTAL
Scored bests come from CURRENT season								
100m	13	Parker BLUTH	SR	10.20w (2.1)	5/11/16	8	0.67	8.67
200m	18	Parker BLUTH	SR	20.59ca 20.52 (-1.)	5/4/16	4	0.00	4.00
800m	24	Clay LAMBOURNE	SO	1:48.66	5/28/16	1	0.00	1.00
1500m	19	Dillon MAGGARD	SO	3:43.37	5/28/16	3.5	0.00	3.50
400H	18	AJ BOULLY	SO	50.87ca 50.76	4/21/16	4	0.00	4.00
4x400	11	Martin, Bouilly, Bluth, Lambourne		3:04.48	5/28/16	10	1.24	11.24
Team Total								32.42

67



Indiana State

Missouri Valley Conference

▼ 5

Event	Scrd As	Athlete	Yr	Scored Mark	Date	Pl. Pts.	Bonus	TOTAL
Scored bests come from CURRENT season								
1500m	24	David TIMLIN	JR	3:44.38	5/28/16	1	0.00	1.00
110H	3	Adarius WASHINGTON	SR	13.40 (1.1)	4/27/16	26	3.51	29.51
Team Total								30.51

68



Campbell

Big South Conference

▲ 33

Event	Scrd As	Athlete	Yr	Scored Mark	Date	Pl. Pts.	Bonus	TOTAL
Scored bests come from CURRENT season								
5000m	20	Amon TERER	SR	13:58.32	3/25/16	3	0.00	3.00
10k	8	Amon TERER	SR	28:54.42	4/14/16	16	1.35	17.35
10k	17	Lawrence KIPKOECH	SO	29:11.00	3/25/16	4.5	0.06	4.56
Scored bests come from PRE-SEASON DATA								
5000m	16	Lawrence KIPKOECH	SO	13:53.97	4/17/15	5	0.00	5.00
Team Total								29.90

69



South Alabama

Sun Belt Conference

▲ 2

Event	Scrd As	Athlete	Yr	Scored Mark	Date	Pl. Pts.	Bonus	TOTAL
Scored bests come from CURRENT season								
DISC	5	Jan-Louw KOTZE	SR	62.11m 203-9	3/31/16	22	2.34	24.34
HT	16	Renaldo FRECHOU	SR	66.37m 217-9	5/13/16	5	0.00	5.00
Team Total								29.34

70



Illinois State

Missouri Valley Conference

▲ 3

Event	Scrd As	Athlete	Yr	Scored Mark	Date	Pl. Pts.	Bonus	TOTAL
Scored bests come from PRE-SEASON DATA								
10k	3	Ryan RUTHERFORD	RS15	28:41.23	4/4/14	26	3.01	29.01
Team Total								29.01

71



Pittsburgh

Atlantic Coast Conference

▼ 6

Event	Scrd As	Athlete	Yr	Scored Mark	Date	Pl. Pts.	Bonus	TOTAL
Scored bests come from CURRENT season								
400H	4	Desmond PALMER	JR	49.66	5/13/16	24	3.46	27.46
4x400	24	Taylor, Tate, Slay, Palmer		3:06.23	5/13/16	1	0.42	1.42
Team Total								28.87

"Scrd As", short for "Scored As", Standing used for place points portion of performance's score combining preseason data (when applied) to current season data

Numbers in BLACK are both the performance's actual NCAA rank AND "scored as" rank Numbers in RED indicate actual NCAA rank does not exist or is worse than "scored as" rank Numbers in BLUE indicate actual NCAA rank is better than "scored as" rank

USTFCCCA Non-Member

Non-Member Schools Will NOT be ranked, beginning Week 2



USTFCCCA NCAA Division I National Team Computer Rankings

as of 5/29/2016 10:49:08 PM

2016 Outdoor Track & Field, Week #9

Only those who score >0.01 pts are shown
D denotes multiple-event rule in affect

MEN

72



Oklahoma

Big 12 Conference

▼ 23

Event	Scrd As	Athlete	Yr	Scored Mark	Date	Pl. Pts.	Bonus	TOTAL
-------	---------	---------	----	-------------	------	----------	-------	-------

Scored bests come from CURRENT season

▶ Steeple	17	Dylan BLANKENBAKER	JR	8:41.24		5/13/16	4.5	0.61	5.11
▶ JAV	5	Tyler RENTON	SR	76.86m	252-2	3/18/16	22	1.68	23.68

Team Total 28.79

73



Princeton

Ivy League

▼ 7

Event	Scrd As	Athlete	Yr	Scored Mark	Date	Pl. Pts.	Bonus	TOTAL
-------	---------	---------	----	-------------	------	----------	-------	-------

Scored bests come from CURRENT season

▶ PV	6	Adam BRAGG	SR	5.53m	18-1½	5/7/16	20	2.12	22.12
▶ HT	15	Adam KELLY	FR	67.50m	221-5	5/7/16	6	0.00	6.00

Team Total 28.12

74



Stephen F. Austin

Southland Conference

▲ 35

Event	Scrd As	Athlete	Yr	Scored Mark	Date	Pl. Pts.	Bonus	TOTAL
-------	---------	---------	----	-------------	------	----------	-------	-------

Scored bests come from CURRENT season

▶ 400m	24	My'Lik KERLEY	SO	46.33	5/28/16	1	0.00	1.00
▶ 10k	24	Charles MATHENGE	SR	29:23.59	4/1/16	1	0.00	1.00
▶ 4x400	4	Sharp, Gibson, Moore, Kerley		3:03.56	5/28/16	24	1.87	25.87

Team Total 27.87

75



Butler

BIG EAST Conference

unch

Event	Scrd As	Athlete	Yr	Scored Mark	Date	Pl. Pts.	Bonus	TOTAL
-------	---------	---------	----	-------------	------	----------	-------	-------

Scored bests come from CURRENT season

▶ 10k	4	Erik PETERSON	JR	28:44.18	5/1/16	24	2.63	26.63
-------	---	---------------	----	----------	--------	----	------	-------

Team Total 26.63

76



Duke

Atlantic Coast Conference

▲ 7

Event	Scrd As	Athlete	Yr	Scored Mark	Date	Pl. Pts.	Bonus	TOTAL
-------	---------	---------	----	-------------	------	----------	-------	-------

Scored bests come from CURRENT season

▶ 10k	5	Shaun THOMPSON	SR	28:47.48	4/14/16	22	2.22	24.22
-------	---	----------------	----	----------	---------	----	------	-------

Team Total 24.22

77



Samford

Southern Conference

▲ 14

Event	Scrd As	Athlete	Yr	Scored Mark	Date	Pl. Pts.	Bonus	TOTAL
-------	---------	---------	----	-------------	------	----------	-------	-------

Scored bests come from CURRENT season

▶ 5000m	17	Arse'ne GUILLOREL	SO	13:54.22	5/1/16	4.5	0.00	4.50	
▶ PV	7	Tray OATES	SO	5.50m	18-½	5/12/16	18	1.56	19.56

Team Total 24.06

78



Youngstown State

Horizon League

unch

Event	Scrd As	Athlete	Yr	Scored Mark	Date	Pl. Pts.	Bonus	TOTAL
-------	---------	---------	----	-------------	------	----------	-------	-------

Scored bests come from CURRENT season

▶ HT	5	Conner NEU	SR	70.96m	232-9	4/2/16	22	1.53	23.53
------	---	------------	----	--------	-------	--------	----	------	-------

Team Total 23.53

79



Indiana

Big Ten Conference

unch

Event	Scrd As	Athlete	Yr	Scored Mark	Date	Pl. Pts.	Bonus	TOTAL
-------	---------	---------	----	-------------	------	----------	-------	-------

Scored bests come from CURRENT season

▶ 800m	9	Daniel KUHN	SO	1:46.69		3/25/16	14	1.07	15.07
▶ SP	13	Willie MORRISON	FR	19.27m	63-2%	5/28/16	8	0.00	8.00

Team Total 23.07

80



Colorado State

Mountain West Conference

▼ 3

Event	Scrd As	Athlete	Yr	Scored Mark	Date	Pl. Pts.	Bonus	TOTAL
-------	---------	---------	----	-------------	------	----------	-------	-------

Scored bests come from CURRENT season

▶ SP	6	Mostafa HASSAN	SO	20.13m	66-½	5/28/16	20	2.89	22.89
------	---	----------------	----	--------	------	---------	----	------	-------

Team Total 22.89

"Scrd As", short for "Scored As", Standing used for place points portion of performance's score combining preseason data (when applied) to current season data

Numbers in BLACK are both the performance's actual NCAA rank AND "scored as" rank Numbers in RED indicate actual NCAA rank does not exist or is worse than "scored as" rank Numbers in BLUE indicate actual NCAA rank is better than "scored as" rank

USTFCCCA Non-Member

Non-Member Schools Will NOT be ranked, beginning Week 2



USTFCCCA NCAA Division I National Team Computer Rankings

2016 Outdoor Track & Field, Week #9

as of 5/29/2016 10:49:08 PM

Only those who score >0.01 pts are shown
D denotes multiple-event rule in affect

MEN

81



Providence

BIG EAST Conference

▲ 74

Event	Scrd As	Athlete	Yr	Scored Mark	Date	Pl. Pts.	Bonus	TOTAL
Scored bests come from CURRENT season								
Steeple	6	Jordan MANN	SR	8:38.28	5/28/16	20	1.38	21.38
Team Total								21.38

82



North Dakota State

The Summit League

▼ 2

Event	Scrd As	Athlete	Yr	Scored Mark	Date	Pl. Pts.	Bonus	TOTAL	
Scored bests come from CURRENT season									
▶ SP	17	Alex RENNER	JR	19.01m	62-4½	4/15/16	4.5	0.00	4.50
▶ JAV	8	Matti MORTIMORE	JR	75.79m	248-8	4/9/16	16	0.70	16.70
Team Total								21.20	

83



Yale

Ivy League

▲ 3

Event	Scrd As	Athlete	Yr	Scored Mark	Date	Pl. Pts.	Bonus	TOTAL
Scored bests come from CURRENT season								
1500m	7	James RANDON	JR	3:40.15	4/22/16	18	2.31	20.31
Team Total								20.31

84



Arkansas State

Sun Belt Conference

▲ 14

Event	Scrd As	Athlete	Yr	Scored Mark	Date	Pl. Pts.	Bonus	TOTAL
Scored bests come from CURRENT season								
▶ 100m	14	Jaylen BACON	SO	10.25	(1.5)	5/13/16	7	0.14
▶ LJ	10	Roelf PIENAAR	JR	7.87m	25-10 (1.1)	5/13/16	12	0.83
Team Total								19.96

85



Southern Miss

Conference USA

▲ 7

Event	Scrd As	Athlete	Yr	Scored Mark	Date	Pl. Pts.	Bonus	TOTAL	
Scored bests come from CURRENT season									
▶ 400m	16	Elbert ROGERS	SR	45.81	5/12/16	5	0.22	5.22	
▶ JAV	9	Emron GIBBS	SR	75.72m	248-5	4/23/16	14	0.63	14.63
Team Total								19.86	

86



SIUE

Ohio Valley Conference

▲ 4

Event	Scrd As	Athlete	Yr	Scored Mark		Date	Pl. Pts.	Bonus	TOTAL
Scored bests come from CURRENT season									
► LJ	7	Julian HARVEY	JR	7.91mw	25-11½ (2.1)	3/25/16	18	1.78	19.78
Team Total									19.78

87



UMKC

Western Athletic Conference

▼ 11

Event	Scrd As	Athlete	Yr	Scored Mark	Date	Pl. Pts.	Bonus	TOTAL
Scored bests come from CURRENT season								
Steeple	7	Bryce MILLER	JR	8:38.59	5/1/16	18	1.26	19.26
Team Total								19.26

88



La Salle

Atlantic 10 Conference

▲ 52

Event	Scrd As	Athlete	Yr	Scored Mark	Date	Pl. Pts.	Bonus	TOTAL
Scored bests come from CURRENT season								
800m	7	Chris SANDERS	JR	1:46.65	5/28/16	18	1.11	19.11
Team Total								19.11

89



Kennesaw State

Atlantic Sun Conference

▼ 5

Event	Scrd As	Athlete	Yr	Scored Mark		Date	Pl. Pts.	Bonus	TOTAL
Scored bests come from CURRENT season									
▶ HJ	15	Andre DORSEY	SR	2.17m	7-1½	5/28/16	6	0.00	6.00
▶ LJ	10	Andre DORSEY	SR	7.87mw	25-10 (2.5)	4/8/16	12	0.83	12.83
Team Total									18.83

90



Washington State

Pac-12 Conference

▼ 26

Event	Scrd As	Athlete	Yr	Scored Mark	Date	Pl. Pts.	Bonus	TOTAL
Scored bests come from CURRENT season								
400H	9	CJ ALLEN	JR	50.16	4/8/16	14	1.18	15.18
DEC	23	Dino DODIG	JR	7,339	5/7/16	1.5	0.00	1.50
Team Total								16.68

"Scrd As", short for "Scored As", Standing used for place points portion of performance's score combining preseason data (when applied) to current season data

Numbers in BLACK are both the performance's actual NCAA rank AND "scored as" rank Numbers in RED indicate actual NCAA rank does not exist or is worse than "scored as" rank Numbers in BLUE indicate actual NCAA rank is better than "scored as" rank

USTFCCCA Non-Member

Non-Member Schools Will NOT be ranked, beginning Week 2



2016 Outdoor Track & Field, Week #9

Only those who score >0.01 pts are shown
D denotes multiple-event rule in affect

MEN

91



Kent State

▼31

Mid-American Conference

Event	Scrd As	Athlete	Yr	Scored Mark	Date	Pl. Pts.	Bonus	TOTAL
Scored bests come from CURRENT season								
PV	21	Jesse OXLEY	SR	5.30m	17-4%	5/28/16	2.5	0.00 2.50
TJ	16	Donovan TOLBERT	SR	15.96m	52-4% (0.9)	5/28/16	5	0.00 5.00
DISC	12	Reginald JAGERS	JR	60.17m	197-5	5/28/16	9	0.07 9.07
Team Total								16.57

92



Northwestern State

▼10

Southland Conference

Event	Scrd As	Athlete	Yr	Scored Mark	Date	Pl. Pts.	Bonus	TOTAL
Scored bests come from CURRENT season								
100m	19	Micah LARKINS	FR	10.28	(2.0)	3/12/16	3.5	0.00 3.50
100m	23	Amir JAMES	SO	10.31w	(2.1)	5/6/16	1.5	0.00 1.50
4x100	21	James, Larkins, Flaviano, Shilling		39.75		4/23/16	2.5	0.55 3.05
LJ	13	Emmanuel WILLIAMS	SR	7.83m	25-8% (1.3)	5/6/16	8	0.35 8.35
Team Total								16.39

93



Eastern Michigan

▲4

Mid-American Conference

Event	Scrd As	Athlete	Yr	Scored Mark	Date	Pl. Pts.	Bonus	TOTAL
Scored bests come from CURRENT season								
Steeple	16	Willy FINK	JR	8:40.60		5/28/16	5	0.74 5.74
DEC	12	Solomon SIMMONS	SR	7,604		5/12/16	9	0.00 9.00
Team Total								14.74

94



Milwaukee

▲11

Horizon League

Event	Scrd As	Athlete	Yr	Scored Mark	Date	Pl. Pts.	Bonus	TOTAL
Scored bests come from CURRENT season								
110H	21	Nate POZOLINSKI	JR	13.66	(1.0)	4/21/16	2.5	0.06 2.56
HJ	10	Brett POZOLINSKI	SR	2.19m	7-2%	4/21/16	12	0.10 12.10
Team Total								14.66

95



Utah Valley

▼8

Western Athletic Conference

Event	Scrd As	Athlete	Yr	Scored Mark	Date	Pl. Pts.	Bonus	TOTAL
Scored bests come from CURRENT season								
100m	10	Nicholas TAYLOR	SR	10.18w	(3.0)	5/11/16	12	0.89 12.89
200m	23	Nicholas TAYLOR	SR	20.65w	(2.2)	4/14/16	1.5	0.00 1.50
Team Total								14.39

96



South Dakota

▼3

The Summit League

Event	Scrd As	Athlete	Yr	Scored Mark	Date	Pl. Pts.	Bonus	TOTAL
Scored bests come from CURRENT season								
110H	10	Teivaskie LEWIN	SR	13.59w	(3.7)	4/15/16	12	0.66 12.66
Team Total								12.66

97



Florida International

▲52

Conference USA

Event	Scrd As	Athlete	Yr	Scored Mark	Date	Pl. Pts.	Bonus	TOTAL
Scored bests come from CURRENT season								
TJ	10	Marcus GHENT	SR	16.21mw	53-2% (3.5)	5/28/16	12	0.65 12.65
Team Total								12.65

98



Cincinnati

▲12

American Athletic Conference

Event	Scrd As	Athlete	Yr	Scored Mark	Date	Pl. Pts.	Bonus	TOTAL
Scored bests come from CURRENT season								
PV	10	Adrian VALLES	SO	5.45m	17-10%	5/7/16	12	0.64 12.64
Team Total								12.64

99



ETSU

▲71

Southern Conference

Event	Scrd As	Athlete	Yr	Scored Mark	Date	Pl. Pts.	Bonus	TOTAL
Scored bests come from CURRENT season								
400H	10	Michael WILLIAMS	JR	50.49		5/28/16	12	0.24 12.24
Team Total								12.24

"Scrd As", short for "Scored As", Standing used for place points portion of performance's score combining preseason data (when applied) to current season data

Numbers in BLACK are both the performance's actual NCAA rank AND "scored as" rank Numbers in RED indicate actual NCAA rank does not exist or is worse than "scored as" rank Numbers in BLUE indicate actual NCAA rank is better than "scored as" rank

USTFCCCA Non-Member

Non-Member Schools Will NOT be ranked, beginning Week 2



USTFCCCA NCAA Division I National Team Computer Rankings

as of 5/29/2016 10:49:09 PM

2016 Outdoor Track & Field, Week #9

Only those who score >0.01 pts are shown
D denotes multiple-event rule in affect

MEN

100 Miami (Fla.) ▲ 13

Atlantic Coast Conference

Event	Scrd As	Athlete	Yr	Scored Mark	Date	Pl. Pts.	Bonus	TOTAL
Scored bests come from CURRENT season								
TJ	22	John-Patrick FRIDAY	SR	15.80m	51-10 (0.6)	4/22/16	2 0.00	2.00
SP	15	Isaiah SIMMONS	JR	19.11m	62-8½	4/30/16	6 0.00	6.00
SP	20	Gian RAGONESI	JR	18.89m	61-11½	5/13/16	3 0.00	3.00
Team Total								11.00

101 California ▲ 6

Pac-12 Conference

Event	Scrd As	Athlete	Yr	Scored Mark	Date	Pl. Pts.	Bonus	TOTAL
Scored bests come from CURRENT season								
110H	23	Ashtyn DAVIS	SO	13.76	(0.6)	4/1/16	1.5 0.00	1.50
SP	12	Peter SIMON	SO	19.30m	63-4	5/1/16	9 0.00	9.00
Team Total								10.50

102 Portland ▲ 6

West Coast Conference

Event	Scrd As	Athlete	Yr	Scored Mark	Date	Pl. Pts.	Bonus	TOTAL
Scored bests come from CURRENT season								
10k	22	Reid BUCHANAN	SR	29:18.74	5/12/16	2 0.00	2.00	
Scored bests come from PRE-SEASON DATA								
5000m	13	William KINCAID	SR	13:48.27	5/23/15	8 0.00	8.00	
Team Total								10.00

103 UTEP ▼ 9

Conference USA

Event	Scrd As	Athlete	Yr	Scored Mark	Date	Pl. Pts.	Bonus	TOTAL
Scored bests come from CURRENT season								
800m	12	Jonah KOECH	FR	1:46.84	4/23/16	9 0.91	9.91	
Team Total								9.91

104 UMBC ▲ 7

America East Conference

Event	Scrd As	Athlete	Yr	Scored Mark	Date	Pl. Pts.	Bonus	TOTAL
Scored bests come from CURRENT season								
JAV	12	Vincent RENTZSCH	SR	74.28m	243-8	3/25/16	9 0.00	9.00
Team Total								9.00

105 Wake Forest ▲ 11

Atlantic Coast Conference

Event	Scrd As	Athlete	Yr	Scored Mark	Date	Pl. Pts.	Bonus	TOTAL
Scored bests come from CURRENT season								
800m	13	Robert HEPPENSTALL	FR	1:46.92	4/22/16	8 0.83	8.83	
Team Total								8.83

106 Memphis ▲ 17

American Athletic Conference

Event	Scrd As	Athlete	Yr	Scored Mark	Date	Pl. Pts.	Bonus	TOTAL
Scored bests come from CURRENT season								
HJ	15	Jordan WESNER	FR	2.17m	7-1½	5/28/16	6 0.00	6.00
DEC	21	Luis HANSSLER	SR	7,369	5/12/16	2.5 0.00	2.50	
Team Total								8.50

106 Northern Iowa ▼ 10

Missouri Valley Conference

Event	Scrd As	Athlete	Yr	Scored Mark	Date	Pl. Pts.	Bonus	TOTAL
Scored bests come from CURRENT season								
100m	17	Brandon CARNES	JR	10.27w	(3.2)	4/15/16	4.5 0.00	4.50
HT	18	Justin BAKER	SR	65.13m	213-8	5/28/16	4 0.00	4.00
Team Total								8.50

108 Binghamton ▲ 18

America East Conference

Event	Scrd As	Athlete	Yr	Scored Mark	Date	Pl. Pts.	Bonus	TOTAL
Scored bests come from CURRENT season								
800m	14	Jesse GARN	SR	1:47.11	4/22/16	7 0.64	7.64	
Team Total								7.64

"Scrd As", short for "Scored As", Standing used for place points portion of performance's score combining preseason data (when applied) to current season data

Numbers in BLACK are both the performance's actual NCAA rank AND "scored as" rank Numbers in RED indicate actual NCAA rank does not exist or is worse than "scored as" rank Numbers in BLUE indicate actual NCAA rank is better than "scored as" rank

USTFCCCA Non-Member Non-Member Schools Will NOT be ranked, beginning Week 2



2016 Outdoor Track & Field, Week #9

Only those who score >0.01 pts are shown
D denotes multiple-event rule in affect

MEN

109



Wichita State

▼ 9

Missouri Valley Conference

Event	Scrd As	Athlete	Yr	Scored Mark	Date	Pl. Pts.	Bonus	TOTAL
-------	---------	---------	----	-------------	------	----------	-------	-------

Scored bests come from CURRENT season

▶ HT	23	Skylar ARNESON	SR	63.28m	207-7	5/28/16	1.5	0.00	1.50
▶ JAV	15	Damien ODLE	JR	73.36m	240-8	5/6/16	6	0.00	6.00

Team Total 7.50

110



Boise State

▲ 33

Mountain West Conference

Event	Scrd As	Athlete	Yr	Scored Mark	Date	Pl. Pts.	Bonus	TOTAL
-------	---------	---------	----	-------------	------	----------	-------	-------

Scored bests come from CURRENT season

▶ 1500m	14	David ELLIOTT	SR	3:42.76	4/22/16	7	0.00	7.00
---------	----	---------------	----	---------	---------	---	------	------

Team Total 7.00

110



Southeast Missouri

▲ 28

Ohio Valley Conference

Event	Scrd As	Athlete	Yr	Scored Mark	Date	Pl. Pts.	Bonus	TOTAL
-------	---------	---------	----	-------------	------	----------	-------	-------

Scored bests come from CURRENT season

▶ SP	19	Kevin FARLEY	SR	18.93m	62-1½	5/28/16	3.5	0.00	3.50
▶ DISC	19	Kevin FARLEY	SR	58.34m	191-5	5/28/16	3.5	0.00	3.50

Team Total 7.00

112



UC Irvine

▲ 6

Big West Conference

Event	Scrd As	Athlete	Yr	Scored Mark	Date	Pl. Pts.	Bonus	TOTAL
-------	---------	---------	----	-------------	------	----------	-------	-------

Scored bests come from CURRENT season

▶ 110H	15	Lloyd SICARD	JR	13.61	(1.1)	5/28/16	6	0.49	6.49
--------	----	--------------	----	-------	-------	---------	---	------	------

Team Total 6.49

113



ULM

▲ 21

Sun Belt Conference

Event	Scrd As	Athlete	Yr	Scored Mark	Date	Pl. Pts.	Bonus	TOTAL
-------	---------	---------	----	-------------	------	----------	-------	-------

Scored bests come from CURRENT season

▶ LJ	15	Jemal PARHARM	SO	7.82m	25-8 (0.0)	5/13/16	6	0.23	6.23
------	----	---------------	----	-------	------------	---------	---	------	------

Team Total 6.23

114



Drake

▲ 1

Missouri Valley Conference

Event	Scrd As	Athlete	Yr	Scored Mark	Date	Pl. Pts.	Bonus	TOTAL
-------	---------	---------	----	-------------	------	----------	-------	-------

Scored bests come from CURRENT season

▶ 10k	15	Reed FISCHER	SO	29:09.86	4/14/16	6	0.13	6.13
-------	----	--------------	----	----------	---------	---	------	------

Team Total 6.13

115



Albany

▲ 7

America East Conference

Event	Scrd As	Athlete	Yr	Scored Mark	Date	Pl. Pts.	Bonus	TOTAL
-------	---------	---------	----	-------------	------	----------	-------	-------

Scored bests come from CURRENT season

▶ HJ	15	Matthew CAMPBELL	JR	2.17m	7-1½	5/28/16	6	0.00	6.00
------	----	------------------	----	-------	------	---------	---	------	------

Team Total 6.00

115



Illinois

▼ 9

Big Ten Conference

Event	Scrd As	Athlete	Yr	Scored Mark	Date	Pl. Pts.	Bonus	TOTAL
-------	---------	---------	----	-------------	------	----------	-------	-------

Scored bests come from CURRENT season

▶ 400H	15	Cam VINEY	SR	50.66	4/23/16	6	0.00	6.00
--------	----	-----------	----	-------	---------	---	------	------

Team Total 6.00

115



Iowa State

▲ 5

Big 12 Conference

Event	Scrd As	Athlete	Yr	Scored Mark	Date	Pl. Pts.	Bonus	TOTAL
-------	---------	---------	----	-------------	------	----------	-------	-------

Scored bests come from CURRENT season

▶ 400H	24	Derek JONES	JR	51.42	4/23/16	1	0.00	1.00
▶ DEC	16	Taylor SANDERSON	SR	7,471	4/9/16	5	0.00	5.00

Team Total 6.00

118



Iona

▲ 24

Metro Atlantic Athletic Conference

Event	Scrd As	Athlete	Yr	Scored Mark	Date	Pl. Pts.	Bonus	TOTAL
-------	---------	---------	----	-------------	------	----------	-------	-------

Scored bests come from CURRENT season

▶ Steeple	19	Brandon ALLEN	JR	8:42.83	5/28/16	3.5	0.30	3.80
▶ 5000m	22	Chartt MILLER	SO	14:01.14	3/31/16	2	0.00	2.00

Team Total 5.80

"Scrd As", short for "Scored As", Standing used for place points portion of performance's score combining preseason data (when applied) to current season data

Numbers in BLACK are both the performance's actual NCAA rank AND "scored as" rank Numbers in RED indicate actual NCAA rank does not exist or is worse than "scored as" rank Numbers in BLUE indicate actual NCAA rank is better than "scored as" rank

USTFCCCA Non-Member

Non-Member Schools Will NOT be ranked, beginning Week 2



2016 Outdoor Track & Field, Week #9

Only those who score >0.01 pts are shown
D denotes multiple-event rule in affect

MEN

119



Tulsa

American Athletic Conference

▼45

Event	Scrd As	Athlete	Yr	Scored Mark	Date	Pl. Pts.	Bonus	TOTAL
-------	---------	---------	----	-------------	------	----------	-------	-------

Scored bests come from CURRENT season

▶ 10k	16	Luke TRAYNOR	JR	29:10.19	4/1/16	5	0.11	5.11
-------	----	--------------	----	----------	--------	---	------	------

Team Total 5.11

120



Southern Utah

Big Sky Conference

▲1


Event	Scrd As	Athlete	Yr	Scored Mark	Date	Pl. Pts.	Bonus	TOTAL
-------	---------	---------	----	-------------	------	----------	-------	-------

Scored bests come from CURRENT season

▶ DISC	16	Jayson KOVAR	JR	58.97m	193-5	4/15/16	5	0.00	5.00
--------	----	--------------	----	--------	-------	---------	---	------	------

Team Total 5.00

121



Connecticut

American Athletic Conference

▲10

Event	Scrd As	Athlete	Yr	Scored Mark	Date	Pl. Pts.	Bonus	TOTAL
-------	---------	---------	----	-------------	------	----------	-------	-------

Scored bests come from CURRENT season

▶ PV	17	Craig HUNTER	JR	5.35m	17-6½	5/12/16	4.5	0.00	4.50
------	----	--------------	----	-------	-------	---------	-----	------	------

Team Total 4.50

121



Long Beach State

Big West Conference

▼69

Event	Scrd As	Athlete	Yr	Scored Mark	Date	Pl. Pts.	Bonus	TOTAL
-------	---------	---------	----	-------------	------	----------	-------	-------

Scored bests come from CURRENT season

▶ HT	17	Robert MARLOW	JR	65.59m	215-2	3/18/16	4.5	0.00	4.50
------	----	---------------	----	--------	-------	---------	-----	------	------

Team Total 4.50

123



Furman

Southern Conference

▲2

Event	Scrd As	Athlete	Yr	Scored Mark	Date	Pl. Pts.	Bonus	TOTAL
-------	---------	---------	----	-------------	------	----------	-------	-------

Scored bests come from CURRENT season

▶ Steeple	18	Troy REEDER	SO	8:41.94	5/1/16	4	0.47	4.47
-----------	----	-------------	----	---------	--------	---	------	------

Team Total 4.47

124



Hampton

Mid-Eastern Athletic Conference

▲12

Event	Scrd As	Athlete	Yr	Scored Mark	Date	Pl. Pts.	Bonus	TOTAL
-------	---------	---------	----	-------------	------	----------	-------	-------

Scored bests come from CURRENT season

▶ 110H	19	Trey HOLLOWAY	SR	13.63w	(2.1)	5/28/16	3.5	0.32	3.82
--------	----	---------------	----	--------	-------	---------	-----	------	------

Team Total 3.82

125



Central Arkansas

Southland Conference

▲63

Event	Scrd As	Athlete	Yr	Scored Mark	Date	Pl. Pts.	Bonus	TOTAL
-------	---------	---------	----	-------------	------	----------	-------	-------

Scored bests come from CURRENT season

▶ HJ	19	Eric MOORE	SO	2.16m	7-1	5/28/16	3.5	0.00	3.50
------	----	------------	----	-------	-----	---------	-----	------	------

Team Total 3.50

125



George Mason

Atlantic 10 Conference

▲52

Event	Scrd As	Athlete	Yr	Scored Mark	Date	Pl. Pts.	Bonus	TOTAL
-------	---------	---------	----	-------------	------	----------	-------	-------

Scored bests come from CURRENT season

▶ 5000m	19	Steven FLYNN	JR	13:55.26	3/25/16	3.5	0.00	3.50
---------	----	--------------	----	----------	---------	-----	------	------

Team Total 3.50

125



UTSA

Conference USA

▼37

Event	Scrd As	Athlete	Yr	Scored Mark	Date	Pl. Pts.	Bonus	TOTAL
-------	---------	---------	----	-------------	------	----------	-------	-------

Scored bests come from CURRENT season

▶ HJ	19	Ty ANDERSON	SO	2.16m	7-1	5/28/16	3.5	0.00	3.50
------	----	-------------	----	-------	-----	---------	-----	------	------

Team Total 3.50

128



Navy

Patriot League

▲13

Event	Scrd As	Athlete	Yr	Scored Mark	Date	Pl. Pts.	Bonus	TOTAL
-------	---------	---------	----	-------------	------	----------	-------	-------

Scored bests come from CURRENT season

▶ JAV	21	Jay STELL	SR	71.79m	235-6	5/28/16	2.5	0.00	2.50
-------	----	-----------	----	--------	-------	---------	-----	------	------

Team Total 2.50

"Scrd As", short for "Scored As", Standing used for place points portion of performance's score combining preseason data (when applied) to current season data

Numbers in BLACK are both the performance's actual NCAA rank AND "scored as" rank Numbers in RED indicate actual NCAA rank does not exist or is worse than "scored as" rank Numbers in BLUE indicate actual NCAA rank is better than "scored as" rank

USTFCCCA Non-Member

Non-Member Schools Will NOT be ranked, beginning Week 2



2016 Outdoor Track & Field, Week #9

Only those who score >0.01 pts are shown
 D denotes multiple-event rule in affect

MEN

129



High Point

▲ 34

Big South Conference

Event	Scrd As	Athlete	Yr	Scored Mark	Date	Pl. Pts.	Bonus	TOTAL
-------	---------	---------	----	-------------	------	----------	-------	-------

Scored bests come from CURRENT season

▶ JAV	23	Christian SPAULDING	SR	69.18m	226-11	5/28/16	1.5	0.00	1.50
-------	----	---------------------	----	--------	--------	---------	-----	------	------

Team Total 1.50

130



Charleston Southern

▼ 67

Big South Conference

Event	Scrd As	Athlete	Yr	Scored Mark	Date	Pl. Pts.	Bonus	TOTAL
-------	---------	---------	----	-------------	------	----------	-------	-------

Scored bests come from CURRENT season

▶ TJ	24	EJ REDDICK	SR	15.63m	51-3½ (0.2)	3/31/16	1	0.00	1.00
------	----	------------	----	--------	-------------	---------	---	------	------

Team Total 1.00

130



Idaho

▲ 58

Big Sky Conference

Event	Scrd As	Athlete	Yr	Scored Mark	Date	Pl. Pts.	Bonus	TOTAL
-------	---------	---------	----	-------------	------	----------	-------	-------

Scored bests come from CURRENT season

▶ LJ	24	Arphaxad CARROLL	SO	7.53m	24-8½ (2.0)	5/28/16	1	0.00	1.00
------	----	------------------	----	-------	-------------	---------	---	------	------

Team Total 1.00

"Scrd As", short for "Scored As", Standing used for place points portion of performance's score combining preseason data (when applied) to current season data

Numbers in BLACK are both the performance's actual NCAA rank AND "scored as" rank Numbers in RED indicate actual NCAA rank does not exist or is worse than "scored as" rank Numbers in BLUE indicate actual NCAA rank is better than "scored as" rank

USTFCCCA Non-Member

Non-Member Schools Will NOT be ranked, beginning Week 2



USTFCCCA NCAA Division I National Team Computer Rankings

as of 5/29/2016 10:49:09 PM

2016 Outdoor Track & Field, Week #9

Only those who score >0.01 pts are shown
D denotes multiple-event rule in affect

WOMEN

1



Arkansas

Southeastern Conference

▲ 1

Event	Scrd As	Athlete	Yr	Scored Mark	Date	Pl. Pts.	Bonus	TOTAL
Scored bests come from CURRENT season								
▶ 100m	15	Kiara PARKER	FR	11.31w (3.8)	4/30/16	6	0.00	6.00
▶ 400m	2	Taylor ELLIS-WATSON	SR	50.78	4/30/16	28	3.96	31.96
▶ 400m	19	Daina HARPER	JR	52.36	4/30/16	3.5	0.00	3.50
▶ Steeple	3	Jessica KAMILOS	SR	9:48.16	5/12/16	26	2.82	28.82
▶ Steeple	10	Devin CLARK	FR	9:54.83	5/12/16	12	0.35	12.35
▶ 5000m	2	Dominique SCOTT	SR	15:25.10	4/1/16	28	6.03	34.03
▶ 10k	1	Dominique SCOTT	SR	31:56.84	5/1/16	30	7.95	37.95
▶ 100H	4	Payton STUMBAUGH	SO	12.83 (1.7)	4/22/16	24	2.60	26.60
▶ 100H	13	Alex GOCHENOUR	SR	12.98 (1.7)	5/12/16	8	0.50	8.50
▶ 400H	16	Damajahnee BIRCH	FR	56.46	5/6/16	5	0.00	5.00
▶ 4x100	11	Brooks, Ellis-Watson, Harper, Parker		43.85	5/6/16	10	1.03	11.03
▶ 4x400	1	Dobbins, Harper, Swinton, Ellis-Watson		3:25.48	5/28/16	30	3.08	33.08
▶ PV	1	Alexis WEEKS	FR	4.64m 15-2½	4/22/16	30	7.57	37.57
▶ PV	8	Victoria WEEKS	FR	4.40m 14-5½	4/22/16	16	0.91	16.91
▶ PV	21	Ariel VOSKAMP	SR	4.20m 13-9½	3/30/16	2.5	0.00	2.50
▶ LJ	11	Taliyah BROOKS	SO	6.39m 20-11½ (-2.0)	5/6/16	10	0.00	10.00
▶ LJ	19	Kelsey HERMAN	FR	6.24m 20-5½ ()	5/28/16	3.5	0.00	3.50
▶ HEPT	3	Taliyah BROOKS	SO	5,991	3/30/16	26	2.70	28.70
▶ HEPT	4	Payton STUMBAUGH	SO	5,985	3/30/16	24	2.54	26.54
▶ HEPT	9	Alex GOCHENOUR	SR	5,833	3/30/16	14	0.00	14.00
▶ HEPT	15	Leigha BROWN	JR	5,647	5/12/16	6	0.00	6.00
Team Total								384.54

2



Kentucky

Southeastern Conference

▼ 1

Event	Scrd As	Athlete	Yr	Scored Mark	Date	Pl. Pts.	Bonus	TOTAL
Scored bests come from CURRENT season								
▶ 100m	4	Destiny CARTER	JR	11.11w (3.8)	4/30/16	24	2.30	26.30
▶ 100m	5	Kianna GRAY	FR	11.12w (3.8)	4/30/16	22	2.03	24.03
▶ 100m	8	Javianne OLIVER	JR	11.16w (3.8)	4/30/16	16	1.48	17.48
▶ 200m	3	Destiny CARTER	JR	22.41w (2.6)	5/12/16	26	3.87	29.87
▶ 200m	12	Kianna GRAY	FR	22.79 (1.0)	5/28/16	9	0.28	9.28
▶ 200m	15	Jasmine CAMACHO-QUINN	FR	22.87 (0.3)	5/28/16	6	0.00	6.00
▶ 200m	22	Precious HITCHCOCK	JR	23.18 (1.0)	5/28/16	2	0.00	2.00
▶ 800m	9	Ariah GRAHAM	JR	2:03.24	3/31/16	14	1.34	15.34
▶ 100H	2	Jasmine CAMACHO-QUINN	FR	12.69 (0.7)	5/12/16	28	5.48	33.48
▶ 100H	5	Jacklyn HOWELL	SO	12.87w (2.1)	4/30/16	22	1.79	23.79
▶ 400H	3	Kiah SEYMOUR	JR	55.20	4/30/16	26	3.51	29.51
▶ 4x100	5	Oliver, Hitchcock, Carter, Gray		43.08	5/28/16	22	2.25	24.25
▶ 4x400	6	Gray, Mitchell, Carter, Seymour		3:28.45	3/31/16	20	1.66	21.66
▶ PV	12	Olivia GRUVER	FR	4.30m 14-1¼	4/22/16	9	0.00	9.00
▶ TJ	12	Sha'Keela SAUNDERS	JR	13.34mw 43-9¼ (3.7)	5/28/16	9	0.48	9.48
▶ HT	8	Beckie FAMUREWA	SR	64.55m 211-9	4/22/16	16	0.54	16.54
▶ JAV	18	Sarah BLAKE	FR	49.90m 163-8	5/28/16	4	0.00	4.00
Team Total								302.01

"Scrd As", short for "Scored As", Standing used for place points portion of performance's score combining preseason data (when applied) to current season data

Numbers in BLACK are both the performance's actual NCAA rank AND "scored as" rank Numbers in RED indicate actual NCAA rank does not exist or is worse than "scored as" rank Numbers in BLUE indicate actual NCAA rank is better than "scored as" rank

USTFCCCA Non-Member

Non-Member Schools Will NOT be ranked, beginning Week 2




USTFCCCA NCAA Division I National Team Computer Rankings

as of 5/29/2016 10:49:10 PM

2016 Outdoor Track & Field, Week #9

Only those who score >0.01 pts are shown
D denotes multiple-event rule in affect

WOMEN

3			Texas		▲ 1			
		Big 12 Conference						
Event	Scrd As	Athlete	Yr	Scored Mark	Date	Pl. Pts.	Bonus	TOTAL
Scored bests come from CURRENT season								
▶ 100m	1	Morolake AKINOSUN	SR	10.97w (3.5)	4/23/16	30	6.07	36.07
▶ 200m	13	Morolake AKINOSUN	SR	22.81 (-0.6)	5/28/16	8	0.16	8.16
▶ 400m	1	Courtney OKOLO	SR	49.71	4/23/16	30	8.29	38.29
▶ 400m	4	Chrisann GORDON	JR	51.03	4/23/16	24	2.97	26.97
▶ 800m	24	Mary Beth HAMILTON	JR	2:06.26	5/1/16	1	0.00	1.00
▶ 100H	21	Ashley MILLER	FR	13.18w (2.4)	5/13/16	2.5	0.00	2.50
▶ 400H	17	Ariel JONES	SO	56.55	3/25/16	4.5	0.00	4.50
▶ 4x100	8	Daniels, Okolo, Collins, Akinosun		43.55	3/25/16	16	1.45	17.45
▶ 4x400	2	Gordon, Jones, Akinosun, Okolo		3:25.59	5/28/16	28	3.03	31.03
▶ PV	11	Kally LONG	SO	4.32m 14-2	4/29/16	10	0.00	10.00
▶ PV	21	Ali UHLE	FR	4.20m 13-9½	5/7/16	2.5	0.00	2.50
▶ TJ	8	Asa GARCIA	FR	13.38mw 43-10½ (2.1)	4/23/16	16	0.69	16.69
▶ HEPT	10	Ashtin ZAMZOW	SO	5,829	3/30/16	12	0.00	12.00
Scored bests come from PRE-SEASON DATA								
▶ 5000m	5	Sandie RAINES	JR	15:48.04	4/3/15	22	1.62	23.62
Team Total						230.78		

4		LSU		LSU		▲ 4		
Southeastern Conference								
Event	Scrd As	Athlete	Yr	Scored Mark	Date	Pl. Pts.	Bonus	TOTAL
Scored bests come from CURRENT season								
▶ 100m	6	Kortnei JOHNSON	FR	11.13w (3.8)	4/30/16	20	1.88	21.88
▶ 100m	9	Mikiah BRISCO	SO	11.17w (3.5)	4/23/16	14	1.35	15.35
▶ 100m	13	Rushell HARVEY	JR	11.26w (3.8)	4/30/16	8	0.17	8.17
▶ 200m	3	Jada MARTIN	JR	22.41w (3.4)	5/28/16	26	3.87	29.87
▶ 200m	11	Kortnei JOHNSON	FR	22.78 (1.9)	5/12/16	10	0.34	10.34
▶ 800m	2	Morgan SCHUETZ	JR	2:02.29	4/23/16	28	2.93	30.93
▶ 100H	10	Chanice CHASE	SR	12.92w (2.6)	5/28/16	12	1.10	13.10
▶ 100H	16	Mikiah BRISCO	SO	13.02w (2.6)	5/28/16	5	0.10	5.10
▶ 400H	6	Chanice CHASE	SR	55.35	5/28/16	20	2.77	22.77
▶ 400H	14	Kymber PAYNE	SO	56.38	5/28/16	7	0.00	7.00
▶ 400H	18	Ka'Lynn JUPITER	JR	56.63	5/28/16	4	0.00	4.00
▶ 4x100	2	Brisco, Johnson, Martin, Harvey		42.77	5/12/16	28	2.91	30.91
▶ 4x400	10	Jones, Martin, Chase, Misher		3:29.91	5/28/16	12	1.20	13.20
▶ JAV	8	Rebekah WALES	JR	55.04m 180-7	5/12/16	16	0.58	16.58
Team Total								229.20

"Scrd As", short for "Scored As", Standing used for place points portion of performance's score combining preseason data (when applied) to current season data

Numbers in BLACK are both the performance's actual NCAA rank AND "scored as" rank Numbers in RED indicate actual NCAA rank does not exist or is worse than "scored as" rank Numbers in BLUE indicate actual NCAA rank is better than "scored as" rank

USTFCCCA Non-Member

Non-Member Schools Will NOT be ranked, beginning Week 2



USTFCCCA NCAA Division I National Team Computer Rankings

as of 5/29/2016 10:49:10 PM

2016 Outdoor Track & Field, Week #9

Only those who score >0.01 pts are shown
D denotes multiple-event rule in affect

WOMEN

5



Texas A&M

Southeastern Conference

unch

Event	Scrd As	Athlete	Yr	Scored	Mark	Date	Pl. Pts.	Bonus	TOTAL
Scored bests come from CURRENT season									
100m	15	Brenessa THOMPSON	FR	11.31	(-0.3)	4/23/16	6	0.00	6.00
100m	18	Jennifer MADU	SR	11.34w	(3.8)	4/30/16	4	0.00	4.00
100m	20	Aaliyah BROWN	JR	11.40w	(2.1)	3/24/16	3	0.00	3.00
200m	18	Brenessa THOMPSON	FR	22.99	(1.2)	5/28/16	4	0.00	4.00
200m	20	Aaliyah BROWN	JR	23.12	(-0.6)	5/28/16	3	0.00	3.00
400m	20	Briyahna DESROSIERS	FR	52.69		4/8/16	3	0.00	3.00
800m	10	Jazmine FRAY	FR	2:03.25		4/23/16	12	1.32	13.32
800m	23	Katie WILLARD	JR	2:06.23		4/16/16	1.5	0.00	1.50
400H	1	Shamier LITTLE	JR	54.72		5/12/16	30	5.88	35.88
4x100	4	Madu, Sparling, Thompson, Brown		42.94		5/12/16	24	2.55	26.55
4x400	8	Desrosiers, Owens, Spaulding, Little		3:29.14		5/28/16	16	1.44	17.44
DISC	4	Shelbi VAUGHAN	SR	60.73m	199-3	4/23/16	24	3.69	27.69
JAV	2	Maggie MALONE	SR	60.36m	198-0	3/18/16	28	9.36	37.36
JAV	9	Audrey MALONE	SO	54.57m	179-0	5/12/16	14	0.09	14.09
JAV	19	Madalaine STULCE	FR	49.44m	162-2	4/23/16	3.5	0.00	3.50
HEPT	5	Annie KUNZ	SR	5,976		5/12/16	22	2.29	24.29
Team Total								224.62	

6



Oregon

Pac-12 Conference

▼ 3

Event	Scrd As	Athlete	Yr	Scored	Mark	Date	Pl. Pts.	Bonus	TOTAL
Scored bests come from CURRENT season									
100m	2	Hannah CUNLIFFE	SO	10.99	(1.7)	4/14/16	28	5.53	33.53
100m	10	Ariana WASHINGTON	FR	11.18	(1.4)	5/14/16	12	1.22	13.22
200m	6	Deajah STEVENS	SO	22.48	(1.1)	5/28/16	20	3.03	23.03
200m	10	Ariana WASHINGTON	FR	22.76	(0.8)	5/28/16	12	0.46	12.46
800m	3	Raevyn ROGERS	SO	2:02.41		5/14/16	26	2.73	28.73
800m	13	Annie LEBLANC	SR	2:03.62		5/14/16	8	0.71	8.71
800m	22	Brooke FELDMIEIER	SO	2:06.22		5/28/16	2	0.00	2.00
1500m	13	Annie LEBLANC	SR	4:17.36		5/28/16	8	0.23	8.23
1500m	18	Lilli BURDON	FR	4:18.33		5/14/16	4	0.00	4.00
5000m	13	Alli CASH	JR	16:00.90		4/1/16	8	0.39	8.39
100H	12	Alaysha JOHNSON	FR	12.97	(1.3)	5/28/16	9	0.60	9.60
100H	15	Sasha WALLACE	JR	13.01	(2.0)	4/14/16	6	0.20	6.20
4x100	1	Todd, Stevens, Cunliffe, Washington		42.68		4/14/16	30	3.11	33.11
4x400	9	Horsley, Stevens, Feldmeier, Rogers		3:29.74		5/28/16	14	1.25	15.25
SP	9	Brittany MANN	JR	17.24m	56-6%	5/6/16	14	0.42	14.42
Team Total								220.86	

7



Southern California

Pac-12 Conference

▼ 1

Event	Scrd As	Athlete	Yr	Scored	Mark	Date	Pl. Pts.	Bonus	TOTAL
Scored bests come from CURRENT season									
100m	11	Tynia GAITHER	SR	11.21	(0.1)	5/1/16	10	0.82	10.82
100m	14	Deanna HILL	SO	11.29	(1.2)	3/25/16	7	0.00	7.00
200m	7	Deanna HILL	SO	22.60	(0.7)	5/28/16	18	1.61	19.61
200m	8	Tynia GAITHER	SR	22.61	(1.2)	5/28/16	16	1.49	17.49
400m	9	Kendall ELLIS	SO	51.82		4/14/16	14	0.69	14.69
400H	4	Jaide STEPTER	SR	55.22		5/14/16	24	3.41	27.41
400H	13	Amalie IUEL	JR	56.37		4/14/16	8	0.00	8.00
4x100	7	Brown, Hill, Stepter, Gaither		43.46		5/14/16	18	1.57	19.57
4x400	4	Ellis, Iuel, Stepter, Pettigrew		3:26.73		5/28/16	24	2.47	26.47
LJ	10	Margaux JONES	FR	6.47mw	21-2% (3.4)	4/14/16	12	0.30	12.30
LJ	21	Alexis FAULKOR	SR	6.19m	20-3% (-1.0)	5/1/16	2.5	0.00	2.50
DISC	3	Tera NOVY	SR	61.10m	200-5	4/14/16	26	4.68	30.68
Team Total								196.54	

"Scrd As", short for "Scored As", Standing used for place points portion of performance's score combining preseason data (when applied) to current season data

Numbers in BLACK are both the performance's actual NCAA rank AND "scored as" rank Numbers in RED indicate actual NCAA rank does not exist or is worse than "scored as" rank Numbers in BLUE indicate actual NCAA rank is better than "scored as" rank

USTFCCCA Non-Member

Non-Member Schools Will NOT be ranked, beginning Week 2



USTFCCCA NCAA Division I National Team Computer Rankings

as of 5/29/2016 10:49:10 PM

2016 Outdoor Track & Field, Week #9

Only those who score >0.01 pts are shown
D denotes multiple-event rule in affect

WOMEN

8



Stanford

Pac-12 Conference

▼ 1

Event	Scrd As	Athlete	Yr	Scored Mark	Date	Pl. Pts.	Bonus	TOTAL	
Scored bests come from CURRENT season									
▶ 800m	1	Olivia BAKER	SO	2:01.02	5/1/16	30	5.10	35.10	
▶ 800m	14	Claudia SAUNDERS	SR	2:03.73	4/9/16	7	0.60	7.60	
▶ 1500m	7	Molly MCNAMARA	SR	4:15.22	4/22/16	18	1.71	19.71	
▶ 1500m	11	Elise CRANNY	SO	4:16.37	4/22/16	10	0.73	10.73	
▶ 5000m	4	Vanessa FRASER	JR	15:41.64	5/1/16	24	2.75	26.75	
▶ 4x400	15	Gayles, Baker, Mongiovi, Williams		3:31.13	5/28/16	6	0.81	6.81	
▶ DISC	9	Valarie ALLMAN	JR	58.19m	190-11	4/23/16	14	0.00	14.00
▶ HT	20	Valarie ALLMAN	JR	61.12m	200-6	5/28/16	3	0.00	3.00
▶ JAV	5	Mackenzie LITTLE	FR	55.88m	183-4	4/1/16	22	1.47	23.47
Scored bests come from PRE-SEASON DATA									
▶ 5000m	1	Aisling CUFFE	RS15	15:11.13	5/4/14	30	8.89	38.89	
Team Total								186.06	

10



Tennessee

Southeastern Conference

▲ 1

Event	Scrd As	Athlete	Yr	Scored Mark		Date	Pl. Pts.	Bonus	TOTAL
Scored bests come from CURRENT season									
▶ 100m	12	Felicia BROWN	SR	11.25	(0.5)	5/12/16	9	0.30	9.30
▶ 200m	1	Felicia BROWN	SR	22.19w	(2.6)	5/12/16	30	6.53	36.53
▶ 200m	14	Kali DAVIS-WHITE	JR	22.86	(0.4)	4/15/16	7	0.00	7.00
▶ 400m	6	Felecia MAJORS	JR	51.29		5/12/16	20	1.95	21.95
▶ 5000m	23	Chelsea BLAASE	JR	16:13.10		5/28/16	1.5	0.00	1.50
▶ 10k	2	Chelsea BLAASE	JR	32:08.39		4/1/16	28	6.65	34.65
▶ 4x100	6	Greer, Davis-White, Majors, Brown		43.45		3/31/16	20	1.59	21.59
▶ 4x400	5	Dyer, Majors, White, Brown		3:28.32		5/28/16	22	1.71	23.71
▶ SP	12	Cassie WERTMAN	JR	17.20m	56-5½	5/28/16	9	0.27	9.27
▶ JAV	13	Maria JIMENEZ	SR	51.23m	168-1	5/12/16	8	0.00	8.00
Team Total									173.49

9



Florida

Southeastern Conference

unch

Event	Scrd As	Athlete	Yr	Scored Mark		Date	Pl. Pts.	Bonus	TOTAL
Scored bests come from CURRENT season									
▶ 100m	6	Shayla SANDERS	JR	11.13	(1.2)	3/25/16	20	1.88	21.88
▶ 400m	11	Robin REYNOLDS	SR	51.85		5/28/16	10	0.63	10.63
▶ 5000m	17	Taylor TUBBS	SO	16:07.55		4/28/16	4.5	0.00	4.50
▶ 400H	9	Claudia FRANCIS	SR	55.55		5/28/16	14	1.80	15.80
▶ 4x100	3	Reynolds, Sanders, Ross-Ransom, Jefferson		42.85		3/31/16	26	2.74	28.74
▶ 4x400	3	Reynolds, Jefferson, Barnett, Francis		3:26.28		3/31/16	26	2.69	28.69
▶ LJ	13	Darrielle MCQUEEN	SO	6.35m	20-10 (0.8)	3/25/16	8	0.00	8.00
▶ LJ	15	Yanis DAVID	FR	6.31m	20-8½ (-0.8)	5/12/16	6	0.00	6.00
▶ TJ	13	Yanis DAVID	FR	13.33m	43-9 (0.9)	5/28/16	8	0.43	8.43
▶ SP	14	Lloydricia CAMERON	SO	17.06m	55-11½	3/31/16	7	0.00	7.00
▶ DISC	17	Jontavia DYKES	FR	54.53m	178-11	5/28/16	4.5	0.00	4.50
▶ HT	21	Jayla BOSTIC	SR	61.06m	200-4	3/25/16	2.5	0.00	2.50
▶ JAV	3	Marija VUCENOVIC	JR	57.81m	189-8	5/12/16	26	4.09	30.09
Team Total									176.77

11



Georgia

Southeastern Conference

▼ 1

Event	Scrd As	Athlete	Yr	Scored Mark		Date	Pl. Pts.	Bonus	TOTAL
Scored bests come from CURRENT season									
▶ HJ	4	Madeline FAGAN	SO	1.86m	6-1¼	4/8/16	24	3.89	27.89
▶ LJ	2	Keturah ORJI	SO	6.62m	21-8¾ (-0.4)	5/28/16	28	4.90	32.90
▶ LJ	3	Chanice PORTER	SR	6.60m	21-8 (0.1)	5/12/16	26	4.12	30.12
▶ TJ	1	Keturah ORJI	SO	14.60mw	47-11 (2.9)	5/12/16	30	12.28	42.28
▶ TJ	18	Aliyah JOHNSON	FR	13.11mw	43-¾ (3.2)	5/28/16	4	0.00	4.00
▶ HEPT	6	Kendell WILLIAMS	JR	5,957		4/6/16	20	1.77	21.77
Team Total								158.95	

"Scrd As", short for "Scored As", Standing used for place points portion of performance's score combining preseason data (when applied) to current season data

Numbers in BLACK are both the performance's actual NCAA rank AND "scored as" rank Numbers in RED indicate actual NCAA rank does not exist or is worse than "scored as" rank Numbers in BLUE indicate actual NCAA rank is better than "scored as" rank

USTFCCCA Non-Member

Non-Member Schools Will NOT be ranked, beginning Week 2



USTFCCCA NCAA Division I National Team Computer Rankings

as of 5/29/2016 10:49:10 PM

2016 Outdoor Track & Field, Week #9

Only those who score >0.01 pts are shown
D denotes multiple-event rule in affect

WOMEN

12



Mississippi State

Southeastern Conference

1

Event	Scrd As	Athlete	Yr	Scored Mark	Date	Pl. Pts.	Bonus	TOTAL
Scored bests come from CURRENT season								
1500m	1	Marta FREITAS	SR	4:09.80	5/28/16	30	7.40	37.40
1500m	14	Ffion PRICE	JR	4:17.47	4/22/16	7	0.17	7.17
Steeple	9	Cornelia GRIESCHE	SR	9:51.66	5/12/16	14	1.44	15.44
Steeple	15	Antonia HEHR	FR	9:59.32	5/28/16	6	0.00	6.00
100H	18	Erica BOUGARD	SR	13.04 (1.9)	5/28/16	D 4	0.00	2.00
HJ	1	Erica BOUGARD	SR	1.88m 6-2	3/31/16	30	6.60	36.60
HJ	13	Logan BOSS	SO	1.80m 5-10½	5/28/16	8	0.00	8.00
LJ	14	Erica BOUGARD	SR	6.33m 20-9½ (0.2)	5/28/16	7	0.00	7.00
HEPT	2	Erica BOUGARD	SR	6,170	5/12/16	28	7.63	35.63
Team Total							155.25	

13



Harvard

Ivy League

4

Event	Scrd As	Athlete	Yr	Scored Mark	Date	Pl. Pts.	Bonus	TOTAL
Scored bests come from CURRENT season								
200m	2	Gabrielle THOMAS	FR	22.37w (3.4)	5/28/16	28	4.35	32.35
Steeple	7	Paige KOUBA	SR	9:50.21	4/1/16	18	2.01	20.01
400H	2	Autumne FRANKLIN	SR	55.12	5/28/16	28	3.90	31.90
400H	10	Jade MILLER	JR	55.75	5/28/16	12	0.84	12.84
4x100	18	Musa, Miller, Franklin, Thomas		44.29	5/28/16	4	0.63	4.63
4x400	11	Thomas, Franklin, Scott, Miller		3:29.98	5/28/16	10	1.17	11.17
SP	3	Nikki OKWELOGU	JR	17.91m 58-9½	5/28/16	26	3.51	29.51
DISC	15	Nikki OKWELOGU	JR	55.08m 180-8	4/22/16	6	0.00	6.00
Team Total							148.41	

14




Miami (Fla.)

Atlantic Coast Conference

1

Event	Scrd As	Athlete	Yr	Scored Mark	Date	Pl. Pts.	Bonus	TOTAL
Scored bests come from CURRENT season								
400m	3	Shakima WIMBLEY	JR	50.90	5/13/16	26	3.48	29.48
400m	16	Aiyanna STIVERNE	JR	52.08	5/13/16	5	0.19	5.19
100H	3	Ebony MORRISON	JR	12.76 (1.3)	5/28/16	26	4.03	30.03
4x100	9	Wimbley, Brown, Stiverne, Morrison		43.63	5/13/16	14	1.34	15.34
4x400	13	Washington, Stiverne, Ellis, Wimbley		3:30.61	5/13/16	8	0.97	8.97
HJ	5	Dakota DAILEY-HARRIS	SR	1.85m 6-½	4/8/16	22	2.62	24.62
PV	3	Alysha NEWMAN	SR	4.60m 15-1	4/8/16	26	5.95	31.95
HT	23	Precious OGUNLEYE	SR	60.02m 196-11	5/28/16	1.5	0.00	1.50
Team Total							147.09	

15



Kansas State

Big 12 Conference

3

Event	Scrd As	Athlete	Yr	Scored Mark	Date	Pl. Pts.	Bonus	TOTAL
Scored bests come from CURRENT season								
400H	23	Ranae MCKENZIE	FR	57.94	5/28/16	1.5	0.00	1.50
4x400	18	Gaskin, Jones, Gamble, Mitchell		3:32.16	5/28/16	4	0.63	4.63
HJ	2	Kimberly WILLIAMSON	SR	1.87m 6-1½	5/13/16	28	5.25	33.25
SP	6	Dani WINTERS	SR	17.39m 57-¾	5/13/16	20	0.97	20.97
DISC	8	Shadae LAWRENCE	FR	58.84m 193-0	5/13/16	16	0.80	16.80
HT	6	Sara SAVATOVIC	SR	65.00m 213-3	3/18/16	20	0.92	20.92
HT	18	Janee' KASSANAVOID	SO	61.34m 201-3	5/28/16	4	0.00	4.00
HEPT	1	Akela JONES	SR	6,307	4/13/16	30	11.40	41.40
Team Total							143.46	

"Scrd As", short for "Scored As", Standing used for place points portion of performance's score combining preseason data (when applied) to current season data

Numbers in BLACK are both the performance's actual NCAA rank AND "scored as" rank Numbers in RED indicate actual NCAA rank does not exist or is worse than "scored as" rank Numbers in BLUE indicate actual NCAA rank is better than "scored as" rank

USTFCCCA Non-Member

Non-Member Schools Will NOT be ranked, beginning Week 2



USTFCCCA NCAA Division I National Team Computer Rankings

as of 5/29/2016 10:49:10 PM

2016 Outdoor Track & Field, Week #9

Only those who score >0.01 pts are shown
D denotes multiple-event rule in affect

WOMEN

16



New Mexico

Mountain West Conference

unch

Event	Scrd As	Athlete	Yr	Scored Mark	Date	Pl. Pts.	Bonus	TOTAL
Scored bests come from CURRENT season								
1500m	4	Sophie CONNOR	SR	4:14.03	5/1/16	24	2.94	26.94
1500m	20	Emily HOSKER-THORNHILL	SR	4:18.55	5/28/16	3	0.00	3.00
Steeple	1	Courtney FRERICH	SR	9:29.31	5/1/16	30	10.52	40.52
5000m	3	Calli THACKERY	JR	15:37.44	5/1/16	26	3.57	29.57
10k	4	Alice WRIGHT	JR	32:36.11	5/1/16	24	3.60	27.60
TJ	10	Jannell HADNOT	JR	13.36m 43-10 (0.4)	5/28/16	12	0.59	12.59
TJ	20	Aasha MARLER	SR	13.05m 42-9 1/2 (0.0)	4/2/16	3	0.00	3.00

Team Total 143.22

17



Florida State

Atlantic Coast Conference

▲ 3

Event	Scrd As	Athlete	Yr	Scored Mark	Date	Pl. Pts.	Bonus	TOTAL
Scored bests come from CURRENT season								
Steeple	21	Bridget BLAKE	SO	10:07.87	5/28/16	2.5	0.00	2.50
100H	13	Nicole SETTERINGTON	JR	12.98 (1.9)	5/28/16	8	0.50	8.50
4x100	23	Jean, Helps, Pierce, Freeman		44.65	5/28/16	1.5	0.39	1.89
LJ	5	Der'Renae FREEMAN	SR	6.54m 21-5 1/2 (-0.3)	5/13/16	22	1.78	23.78
LJ	7	Jogaile PETROKAITE	SO	6.52mw 21-4 1/2 (2.2)	5/13/16	18	1.28	19.28
DISC	5	Kellion KNIBB	JR	60.62m 198-10	5/13/16	22	3.40	25.40
DISC	13	Sasha LEBERT	SR	55.65m 182-7	5/28/16	8	0.00	8.00
HT	12	Katja VANGSNES	SR	62.51m 205-1	5/13/16	9	0.00	9.00
HEPT	11	Melissa-Maree FARRINGTON	JR	5,735	5/13/16	10	0.00	10.00
HEPT	14	Grete SADEIKO	JR	5,676	3/30/16	7	0.00	7.00

Team Total 115.34

18



Oklahoma

Big 12 Conference

▼ 4

Event	Scrd As	Athlete	Yr	Scored Mark	Date	Pl. Pts.	Bonus	TOTAL
Scored bests come from CURRENT season								
200m	23	Ama PIPI	SO	23.20 (1.2)	5/28/16	1.5	0.00	1.50
400m	7	Daye Shon ROBERSON	JR	51.42	5/1/16	18	1.46	19.46
4x100	20	Brazil, Pipi, Roberson, Buchanan		44.38	4/9/16	3	0.57	3.57
4x400	21	Pipi, Roberson, Demerson, Baker		3:32.95	3/30/16	2.5	0.51	3.01
LJ	17	Baileh SIMMS	JR	6.26mw 20-6 1/2 (2.8)	4/9/16	4.5	0.00	4.50
SP	8	Jessica WOODARD	SO	17.30m 56-9 1/4	5/13/16	16	0.64	16.64
HT	3	Julia REEDY	SR	66.81m 219-2	3/18/16	26	2.98	28.98
HT	16	Ashley BRYANT	FR	61.94m 203-2	5/28/16	5	0.00	5.00
JAV	6	Elizabeth HERRS	SR	55.82m 183-1	5/13/16	20	1.41	21.41

Team Total 104.07

19



Wisconsin

Big Ten Conference

▼ 1

Event	Scrd As	Athlete	Yr	Scored Mark	Date	Pl. Pts.	Bonus	TOTAL
Scored bests come from CURRENT season								
PV	23	Taylor AMANN	SO	4.16m 13-7 1/2	5/13/16	1.5	0.00	1.50
SP	2	Kelsey CARD	SR	18.56m 60-10 1/2	5/6/16	28	8.21	36.21
DISC	1	Kelsey CARD	SR	62.22m 204-1	5/13/16	30	7.67	37.67
HT	11	Haley SHOWALTER	FR	63.18m 207-3	5/6/16	10	0.00	10.00
HEPT	8	Georgia ELLENWOOD	JR	5,914	4/6/16	16	0.82	16.82

Team Total 102.20

"Scrd As", short for "Scored As", Standing used for place points portion of performance's score combining preseason data (when applied) to current season data

Numbers in BLACK are both the performance's actual NCAA rank AND "scored as" rank Numbers in RED indicate actual NCAA rank does not exist or is worse than "scored as" rank Numbers in BLUE indicate actual NCAA rank is better than "scored as" rank

USTFCCCA Non-Member

Non-Member Schools Will NOT be ranked, beginning Week 2



2016 Outdoor Track & Field, Week #9

Only those who score >0.01 pts are shown
D denotes multiple-event rule in affect

WOMEN

20



Nebraska

Big Ten Conference

▲ 3

Event	Scrd As	Athlete	Yr	Scored Mark	Date	Pl. Pts.	Bonus	TOTAL
Scored bests come from CURRENT season								
400H	24	Karolina PAHLITZSCH	SO	57.95	5/13/16	1	0.00	1.00
HJ	7	Reka CZUTH	SO	1.84m	6-½ 4/9/16	18	1.94	19.94
PV	14	Paula ANDRIE	SR	4.27m	14-0 5/7/16	7	0.00	7.00
LJ	9	Tierra WILLIAMS	JR	6.50mw	21-4 (2.2) 5/13/16	14	0.88	14.88
LJ	24	Jazmin MCCOY	JR	6.14m	20-1½ (0.3) 5/7/16	1	0.00	1.00
TJ	6	Tierra WILLIAMS	JR	13.56m	44-6 (1.6) 5/13/16	20	1.70	21.70
JAV	7	Sarah FIRESTONE	JR	55.39m	181-8 4/20/16	18	0.95	18.95
JAV	12	Brittni WOLCZYK	FR	52.15m	171-1 5/13/16	9	0.00	9.00

Team Total 93.47

21



Michigan

Big Ten Conference

▲ 4

Event	Scrd As	Athlete	Yr	Scored Mark	Date	Pl. Pts.	Bonus	TOTAL
Scored bests come from CURRENT season								
1500m	3	Shannon OSIKA	SR	4:13.43	5/1/16	26	3.57	29.57
1500m	8	Devon HOPPE	SR	4:15.23	5/28/16	16	1.70	17.70
1500m	23	Jaimie PHELAN	JR	4:19.22	5/28/16	1.5	0.00	1.50
10k	23	Gina SERENO	JR	34:19.39	5/13/16	1.5	0.00	1.50
100H	1	Cindy OFILI	SR	12.66	(2.0) 4/14/16	30	6.10	36.10

Team Total 86.37

22



Texas Tech

Big 12 Conference

▼ 3

Event	Scrd As	Athlete	Yr	Scored Mark	Date	Pl. Pts.	Bonus	TOTAL
Scored bests come from CURRENT season								
HJ	23	Zarriea WILLIS	FR	1.76m	5-9¼ 5/28/16	1.5	0.00	1.50
DISC	2	Hannah CARSON	SR	61.97m	203-3 5/6/16	28	7.00	35.00
JAV	1	Hannah CARSON	SR	60.42m	198-2 4/23/16	30	9.49	39.49
JAV	17	Natalie BAKER	SR	50.00m	164-0 5/28/16	4.5	0.00	4.50

Team Total 80.49

23



San Diego State

Mountain West Conference

▲ 3

Event	Scrd As	Athlete	Yr	Scored Mark	Date	Pl. Pts.	Bonus	TOTAL
Scored bests come from CURRENT season								
100m	3	Ashley HENDERSON	SO	11.01w	(4.0) 5/11/16	26	4.98	30.98
200m	5	Ashley HENDERSON	SO	22.44w	(2.3) 5/11/16	22	3.51	25.51
100H	21	Micha AUZENNE	JR	13.18w	(2.6) 5/11/16	2.5	0.00	2.50
4x100	19	Singleton, Glenn, Auzenne, Henderson		44.30	5/11/16	3.5	0.63	4.13
DISC	11	Alexa EVANS	SR	56.46m	185-3 5/28/16	10	0.00	10.00
DISC	16	Rachel ALESI	JR	54.98m	180-4 5/28/16	5	0.00	5.00

Team Total 78.12

24



Duke

Atlantic Coast Conference

▲ 7

Event	Scrd As	Athlete	Yr	Scored Mark	Date	Pl. Pts.	Bonus	TOTAL
Scored bests come from CURRENT season								
800m	5	Anima BANKS	SR	2:02.49	5/28/16	22	2.59	24.59
1500m	21	Madison GRANGER	JR	4:18.67	5/13/16	2.5	0.00	2.50
4x400	22	Maslowski, Kopp, Kerr, Price		3:33.39	5/28/16	2	0.44	2.44
PV	2	Megan CLARK	SR	4.63m	15-2¼ 4/22/16	28	7.17	35.17
PV	12	Madison HEATH	SO	4.30m	14-1¼ 3/25/16	9	0.00	9.00
HEPT	22	Teddi MASLOWSKI	SR	5,569	4/13/16	2	0.00	2.00

Team Total 75.70

25



Notre Dame

Atlantic Coast Conference

▲ 10

Event	Scrd As	Athlete	Yr	Scored Mark	Date	Pl. Pts.	Bonus	TOTAL
Scored bests come from CURRENT season								
400m	5	Margaret BAMGBOSE	SR	51.11	5/13/16	22	2.66	24.66
100H	9	Kaila BARBER	SR	12.91	(2.0) 5/28/16	14	1.20	15.20
400H	8	Kaila BARBER	SR	55.53	5/28/16	16	1.90	17.90
4x400	12	English, Barber, Shead, Bamgbose		3:30.10	5/28/16	9	1.14	10.14
HEPT	20	Carly LOEFFEL	SR	5,594	5/13/16	3	0.00	3.00

Team Total 70.89

"Scrd As", short for "Scored As", Standing used for place points portion of performance's score combining preseason data (when applied) to current season data

Numbers in BLACK are both the performance's actual NCAA rank AND "scored as" rank Numbers in RED indicate actual NCAA rank does not exist or is worse than "scored as" rank Numbers in BLUE indicate actual NCAA rank is better than "scored as" rank

USTFCCCA Non-Member

Non-Member Schools Will NOT be ranked, beginning Week 2



2016 Outdoor Track & Field, Week #9

Only those who score >0.01 pts are shown
D denotes multiple-event rule in affect

WOMEN

26



Colorado

Pac-12 Conference

▲ 7

Event	Scrd As	Athlete	Yr	Scored Mark	Date	Pl. Pts.	Bonus	TOTAL
Scored bests come from CURRENT season								
1500m	9	Dani JONES	FR	4:15.29	4/22/16	14	1.64	15.64
1500m	15	Maddie ALM	SR	4:17.83	4/1/16	6	0.00	6.00
Steeple	4	Erin CLARK	SO	9:48.72	5/14/16	24	2.60	26.60
Steeple	20	Val CONSTIEN	SO	10:05.65	5/14/16	3	0.00	3.00
5000m	9	Kaitlyn BENNER	SO	15:56.52	4/1/16	14	0.81	14.81
10k	17	Mackenzie CALDWELL	SO	33:52.08	5/14/16	4.5	0.00	4.50
Team Total								70.55

27



South Carolina

Southeastern Conference

▲ 9

Event	Scrd As	Athlete	Yr	Scored Mark		Date	Pl. Pts.	Bonus	TOTAL
Scored bests come from CURRENT season									
▶ 400m	15	Aliyah ABRAMS	FR	52.04		5/12/16	6	0.27	6.27
▶ 400H	15	Tyler BROCKINGTON	JR	56.45		5/28/16	6	0.00	6.00
▶ 4x100	17	Gray, Brockington, Murphy, Haith		44.28		4/8/16	4.5	0.64	5.14
▶ 4x400	7	Abrams, Rucker, Brockington, Holmes		3:28.53		5/28/16	18	1.63	19.63
▶ TJ	5	Natasha DICKS	JR	13.60mw	44-7½ (2.1)	5/28/16	22	2.11	24.11
▶ JAV	14	Shelby FREEDMAN	SO	51.20m	167-11	5/12/16	7	0.00	7.00
Team Total									68.15

28



Auburn

Southeastern Conference

▼ 4

Event	Scrd As	Athlete	Yr	Scored Mark		Date	Pl. Pts.	Bonus	TOTAL
Scored bests come from CURRENT season									
▶ 4x100	16	Williams, Ambrose, Brown, Atherley		44.20		4/22/16	5	0.69	5.69
▶ TJ	3	Marshay RYAN	JR	13.68mw	44-10% (2.8)	5/28/16	26	2.92	28.92
▶ SP	7	Valentina MUZARIC	SR	17.37m	57-0	3/25/16	18	0.89	18.89
▶ SP	15	Rachel DINCOFF	SR	16.95m	55-7½	4/30/16	6	0.00	6.00
▶ DISC	14	Rachel DINCOFF	SR	55.46m	181-11	3/30/16	7	0.00	7.00
▶ JAV	24	Alyssa KOPP	JR	47.64m	156-3	4/22/16	1	0.00	1.00
Team Total									67.51

29



Purdue

Big Ten Conference

▲ 9

Event	Scrd As	Athlete	Yr	Scored Mark		Date	Pl. Pts.	Bonus	TOTAL
Scored bests come from CURRENT season									
▶ 100m	19	Savannah CARSON	SO	11.35	(1.0)	4/23/16	3.5	0.00	3.50
▶ 200m	21	Carmiesha COX	JR	23.16	(1.1)	5/13/16	2.5	0.00	2.50
▶ 400H	12	Symone BLACK	SO	56.03		5/13/16	9	0.15	9.15
▶ 4x100	10	Heath, Cox, Roberson, Carson		43.66		3/30/16	12	1.29	13.29
▶ 4x400	17	Jones, Cox, Black, Thomas		3:32.05		5/13/16	4.5	0.65	5.15
▶ HJ	9	Janae MOFFITT	FR	1.82m	5-11½	5/13/16	14	0.57	14.57
▶ PV	15	Jessica HARTER	SR	4.26m	13-11½	5/13/16	6	0.00	6.00
▶ DISC	12	Micaela HAZLEWOOD	SO	55.77m	182-11	5/28/16	9	0.00	9.00
▶ DISC	24	Chelsie MEEKS	JR	52.75m	173-0	5/28/16	1	0.00	1.00
Team Total									64.16

30



Arizona State

Pac-12 Conference

▲ 15

Event	Scrd As	Athlete	Yr	Scored Mark		Date	Pl. Pts.	Bonus	TOTAL
Scored bests come from CURRENT season									
▶ TJ	19	Keyasia TIBBS	JR	13.10m	42-11½ (0.4)	4/14/16	3.5	0.00	3.50
▶ SP	19	Maggie EWEN	SO	16.82m	55-2¼	5/28/16	3.5	0.00	3.50
▶ DISC	7	Maggie EWEN	SO	59.01m	193-7	4/8/16	18	1.03	19.03
▶ HT	2	Maggie EWEN	SO	70.50m	231-3	5/28/16	28	9.08	37.08
Team Total									63.11

31



Minnesota

Big Ten Conference

▲ 16

Event	Scrd As	Athlete	Yr	Scored Mark		Date	Pl. Pts.	Bonus	TOTAL
Scored bests come from CURRENT season									
▶ Steeple	23	Kaila URICK	SR	10:11.54		4/22/16	1.5	0.00	1.50
▶ 10k	22	Liz BERKHOLTZ	SR	34:14.01		4/22/16	2	0.00	2.00
▶ HJ	13	Heta TUURI	SO	1.80m	5-10%	5/28/16	8	0.00	8.00
▶ TJ	21	Shanique WRIGHT	FR	13.03mw	42-9 (2.3)	5/28/16	2.5	0.00	2.50
▶ DISC	10	Agnes ESSER	SO	57.91m	190-0	5/28/16	12	0.00	12.00
▶ HT	15	Lyndsey THORPE	SR	62.04m	203-6	5/28/16	6	0.00	6.00
▶ JAV	10	Nicolle MURPHY	JR	53.96m	177-0	4/22/16	12	0.00	12.00
▶ HEPT	7	Jess LEHMAN	SR	5,917		4/13/16	18	0.86	18.86
Team Total									62.86

"Scrd As", short for "Scored As", Standing used for place points portion of performance's score combining preseason data (when applied) to current season data

Numbers in BLACK are both the performance's actual NCAA rank AND "scored as" rank Numbers in RED indicate actual NCAA rank does not exist or is worse than "scored as" rank Numbers in BLUE indicate actual NCAA rank is better than "scored as" rank

USTFCCCA Non-Member

Non-Member Schools Will NOT be ranked, beginning Week 2



2016 Outdoor Track & Field, Week #9

Only those who score >0.01 pts are shown
D denotes multiple-event rule in affect

WOMEN

32



Mississippi

Southeastern Conference

▼ 2

Event	Scrd As	Athlete	Yr	Scored Mark		Date	Pl. Pts.	Bonus	TOTAL
Scored bests come from CURRENT season									
► 4x100	13	Henderson, Tate, Ray, Suleman		44.03		3/31/16	8	0.81	8.81
► PV	9	Lindsey MURRAY	SO	4.34m	14-2½	4/29/16	14	0.00	14.00
► SP	1	Raven SAUNDERS	SO	18.75m	61-6½	3/17/16	30	9.58	39.58
Team Total									62.40

33



Washington

Pac-12 Conference

▼ 12

Event	Scrd As	Athlete	Yr	Scored Mark		Date	Pl. Pts.	Bonus	TOTAL
Scored bests come from CURRENT season									
▶ 100m	22	Kennadi BOUYER	JR	11.43w	(3.7)	4/14/16	2	0.00	2.00
▶ 800m	17	Baylee MIREs	SR	2:03.91		5/14/16	4.5	0.45	4.95
▶ 1500m	2	Anna MAXWELL	SO	4:12.62		5/1/16	28	4.41	32.41
▶ 1500m	21	Amy-Eloise NEALE	SO	4:18.67		5/28/16	2.5	0.00	2.50
▶ Steeple	18	Charlotte PROUSE	FR	10:00.67		4/9/16	4	0.00	4.00
▶ 10k	10	Katie KNIGHT	JR	33:20.02		5/14/16	12	0.53	12.53
▶ PV	19	Elizabeth QUICK	JR	4.22m	13-10	5/28/16	3.5	0.00	3.50
Team Total									61.89

34



Indiana

Big Ten Conference

▲ 3

Event	Scrd As	Athlete	Yr	Scored Mark		Date	Pl. Pts.	Bonus	TOTAL
Scored bests come from CURRENT season									
▶ PV	7	Sydney CLUTE	JR	4.42m	14-6	5/13/16	18	1.32	19.32
▶ HT	5	Nakel MCCLINTON	JR	65.12m	213-7	4/23/16	22	1.02	23.02
▶ HT	7	Laura SCHROEDER	SR	64.99m	213-2	5/13/16	18	0.91	18.91
Team Total									61.26

35



Oklahoma State

Big 12 Conference

▼ 1

Event	Scrd As	Athlete	Yr	Scored Mark	Date	Pl. Pts.	Bonus	TOTAL
Scored bests come from CURRENT season								
▶ 800m	21	Savannah CAMACHO	JR	2:05.73	5/6/16	2.5	0.00	2.50
▶ 1500m	12	Kaela EDWARDS	SO	4:17.07	4/14/16	9	0.37	9.37
▶ Steeple	8	Ingeborg LOEVNES	JR	9:50.67	5/1/16	16	1.83	17.83
▶ 5000m	14	Aurora DYBEDOKKEN	SO	16:03.72	4/1/16	7	0.13	7.13
▶ SP	5	Chase EALEY	SR	17.71m	58-1½ 3/25/16	22	2.14	24.14
Team Total								60.97

36



New Hampshire

America East Conference

▲ 6

Event	Scrd As	Athlete	Yr	Scored Mark	Date	Pl. Pts.	Bonus	TOTAL
Scored bests come from CURRENT season								
▶ Steeple	2	Elinor PURRIER	SO	9:47.17	4/15/16	28	3.21	31.21
▶ Steeple	6	Laura Rose DONEGAN	JR	9:49.16	5/7/16	20	2.42	22.42
Team Total								53.63

37



Alabama

Southeastern Conference

▼ 15

Event	Scrd As	Athlete	Yr	Scored Mark		Date	Pl. Pts.	Bonus	TOTAL
Scored bests come from CURRENT season									
▶ 400m	17	Alex GHOLSTON	JR	52.11		5/12/16	4.5	0.14	4.64
▶ 100H	20	Vanessa CLERVEAUX	JR	13.12w	(2.6)	5/28/16	3	0.00	3.00
▶ 4x400	23	Funcheon, Williams, Gause, Gholston		3:33.48		5/28/16	1.5	0.42	1.92
▶ LJ	1	Quanesha BURKS	JR	6.77m	22-2½ (-0.4)	5/12/16	30	10.73	40.73
▶ SP	22	Haley TEEL	SO	16.32m	53-6½	5/12/16	2	0.00	2.00
Team Total									52.29

"Scrd As", short for "Scored As", Standing used for place points portion of performance's score combining preseason data (when applied) to current season data

Numbers in BLACK are both the performance's actual NCAA rank AND "scored as" rank Numbers in RED indicate actual NCAA rank does not exist or is worse than "scored as" rank Numbers in BLUE indicate actual NCAA rank is better than "scored as" rank

USTFCCCA Non-Member

Non-Member Schools Will NOT be ranked, beginning Week 2



USTFCCCA NCAA Division I National Team Computer Rankings

2016 Outdoor Track & Field, Week #9

as of 5/29/2016 10:49:11 PM

Only those who score >0.01 pts are shown
D denotes multiple-event rule in affect

WOMEN

38



Michigan State

Big Ten Conference

▲17

Event	Scrd As	Athlete	Yr	Scored Mark	Date	Pl. Pts.	Bonus	TOTAL
-------	---------	---------	----	-------------	------	----------	-------	-------

Scored bests come from CURRENT season

▶ 800m	18	Aubrey WILBERDING	JR	2:04.08	5/28/16	4	0.31	4.31
▶ Steeple	14	Katie LANDWEHR	SR	9:58.87	4/22/16	7	0.00	7.00
▶ 10k	21	Rachele SCHULIST	SR	34:12.23	3/25/16	2.5	0.00	2.50
▶ PV	17	Lauren CHORNY	SR	4.25m 13-11½	5/28/16	4.5	0.00	4.50
▶ DISC	6	Katelyn DANIELS	SO	59.52m 195-3	5/28/16	20	1.73	21.73
▶ HT	14	Cynthia WATT	SR	62.32m 204-5	3/31/16	7	0.00	7.00

Scored bests come from PRE-SEASON DATA

▶ 10k	19	Alexis WIERSMA	JR	34:00.23	3/27/15	3.5	0.00	3.50
-------	----	----------------	----	----------	---------	-----	------	------

Team Total 50.53

39



Georgetown

BIG EAST Conference

▲23

Event	Scrd As	Athlete	Yr	Scored Mark	Date	Pl. Pts.	Bonus	TOTAL
-------	---------	---------	----	-------------	------	----------	-------	-------

Scored bests come from CURRENT season

▶ 800m	11	Emma KEENAN	SO	2:03.33	5/28/16	10	1.19	11.19
▶ 800m	15	Sabrina SOUTHERLAND	JR	2:03.74	5/28/16	6	0.59	6.59
▶ 800m	16	Sarah SCHMIDT	FR	2:03.78	5/28/16	5	0.55	5.55
▶ 1500m	19	Andrea KEKLAK	JR	4:18.41	4/22/16	3.5	0.00	3.50

Scored bests come from PRE-SEASON DATA

▶ 5000m	7	Katrina COOGAN	RS15	15:50.08	3/29/13	18	1.43	19.43
---------	---	----------------	------	----------	---------	----	------	-------

Team Total 46.26

40



Cincinnati

American Athletic Conference

▲17

Event	Scrd As	Athlete	Yr	Scored Mark	Date	Pl. Pts.	Bonus	TOTAL
-------	---------	---------	----	-------------	------	----------	-------	-------

Scored bests come from CURRENT season

▶ 400m	10	Kenya WOODALL	SR	51.83		5/28/16	12	0.67	12.67
▶ HJ	10	Loretta BLAUT	SO	1.81m	5-11%	5/7/16	12	0.00	12.00
▶ HJ	10	Erika HURD	SR	1.81m	5-11%	5/7/16	12	0.00	12.00
▶ PV	17	Alyssa MCBRIDE	SR	4.25m	13-11%	5/28/16	4.5	0.00	4.50
▶ HT	17	Annette ECHIKUNWOKE	SO	61.40m	201-5	5/12/16	4.5	0.00	4.50

Team Total 45.67

41



Southern Illinois

Missouri Valley Conference

▲5

Event	Scrd As	Athlete	Yr	Scored Mark	Date	Pl. Pts.	Bonus	TOTAL
-------	---------	---------	----	-------------	------	----------	-------	-------

Scored bests come from CURRENT season

▶ 400m	22	Chrissa HARRIS	JR	53.28	5/13/16	2	0.00	2.00	
▶ HT	1	DeAnna PRICE	SR	72.66m	238-4	4/29/16	30	12.65	42.65

Team Total 44.65

42



Ohio State

Big Ten Conference

▲6

Event	Scrd As	Athlete	Yr	Scored Mark	Date	Pl. Pts.	Bonus	TOTAL
-------	---------	---------	----	-------------	------	----------	-------	-------

Scored bests come from CURRENT season

▶ 200m	19	Aisha CAVIN	SR	23.01	(0.7)	5/13/16	3.5	0.00	3.50
▶ 400m	13	Sonikqua WALKER	SR	51.93		5/28/16	8	0.48	8.48
▶ 400H	5	Alexis FRANKLIN	SR	55.28		5/28/16	22	3.11	25.11
▶ 4x400	16	Winters, Cavin, Franklin, Walker		3:31.59		5/13/16	5	0.72	5.72
▶ SP	23	Alyssa GARY	SR	16.30m	53-5%	5/28/16	1.5	0.00	1.50

Team Total 44.31

43



NC State

Atlantic Coast Conference

▼14

Event	Scrd As	Athlete	Yr	Scored Mark	Date	Pl. Pts.	Bonus	TOTAL
-------	---------	---------	----	-------------	------	----------	-------	-------

Scored bests come from CURRENT season

▶ 100H	8	Alexis PERRY	SR	12.90	(1.3)	5/28/16	16	1.30	17.30
▶ LJ	4	Alexis PERRY	SR	6.57m	21-6% (-1.8)	4/22/16	24	2.95	26.95

Team Total 44.25

44



Akron

Mid-American Conference

▲5

Event	Scrd As	Athlete	Yr	Scored Mark	Date	Pl. Pts.	Bonus	TOTAL
-------	---------	---------	----	-------------	------	----------	-------	-------

Scored bests come from CURRENT season

▶ HJ	2	Claudia GARCIA JOU	SR	1.87m	6-1%	4/23/16	28	5.25	33.25
▶ PV	15	Caroline HASSE	SR	4.26m	13-11%	3/30/16	6	0.00	6.00
▶ HEPT	16	Jaclyn SIEFRING	SO	5,627		3/30/16	5	0.00	5.00

Team Total 44.25

"Scrd As", short for "Scored As", Standing used for place points portion of performance's score combining preseason data (when applied) to current season data

Numbers in BLACK are both the performance's actual NCAA rank AND "scored as" rank Numbers in RED indicate actual NCAA rank does not exist or is worse than "scored as" rank Numbers in BLUE indicate actual NCAA rank is better than "scored as" rank

USTFCCCA Non-Member

Non-Member Schools Will NOT be ranked, beginning Week 2



USTFCCCA NCAA Division I National Team Computer Rankings

as of 5/29/2016 10:49:12 PM

2016 Outdoor Track & Field, Week #9

Only those who score >0.01 pts are shown
D denotes multiple-event rule in affect

WOMEN

45



Baylor

Big 12 Conference

▼17

Event	Scrd As	Athlete	Yr	Scored Mark	Date	Pl. Pts.	Bonus	TOTAL
Scored bests come from CURRENT season								
800m	19	Olicia WILLIAMS	SR	2:04.12	5/13/16	3.5	0.27	3.77
400H	20	Kiana HAWN	SO	57.48	3/30/16	3	0.00	3.00
4x400	19	Bennett, Hawn, Horton, Williams		3:32.31	3/30/16	3.5	0.61	4.11
PV	5	Annie RHODES	JR	4.45m 14-7½	3/24/16	22	1.94	23.94
SP	13	Cion HICKS	JR	17.09m 56-1	5/13/16	8	0.00	8.00
Team Total								42.82

46



Boise State

Mountain West Conference

▼2

Event	Scrd As	Athlete	Yr	Scored Mark	Date	Pl. Pts.	Bonus	TOTAL
Scored bests come from CURRENT season								
Steeple	24	Minttu HUKKA	FR	10:13.48	5/28/16	1	0.00	1.00
5000m	8	Brenna PELOQUIN	FR	15:55.43	4/1/16	16	0.91	16.91
10k	5	Brenna PELOQUIN	FR	33:03.48	5/1/16	22	1.40	23.40
Team Total								41.31

47



Syracuse

Atlantic Coast Conference

▲9

Event	Scrd As	Athlete	Yr	Scored Mark	Date	Pl. Pts.	Bonus	TOTAL
Scored bests come from CURRENT season								
10k	11	Shaylyn TUIITE	JR	33:22.04	4/1/16	10	0.42	10.42
Scored bests come from PRE-SEASON DATA								
10k	3	Margo MALONE	SR	32:29.89	4/3/15	26	4.28	30.28
Team Total								40.70

48



Vanderbilt

Southeastern Conference

▲5

Event	Scrd As	Athlete	Yr	Scored Mark	Date	Pl. Pts.	Bonus	TOTAL
Scored bests come from CURRENT season								
1500m	16	Katherine DELANEY	SR	4:17.96	5/28/16	5	0.00	5.00
TJ	2	Simone CHARLEY	JR	13.73m 45-½ (1.8)	5/12/16	28	3.43	31.43
Team Total								36.43

49



Iowa

Big Ten Conference

▲5

Event	Scrd As	Athlete	Yr	Scored Mark	Date	Pl. Pts.	Bonus	TOTAL
Scored bests come from CURRENT season								
200m	17	Briana GUILLORY	FR	22.95 (0.7)	5/13/16	4.5	0.00	4.50
400m	11	Elexis GUSTER	JR	51.85	4/9/16	10	0.63	10.63
400H	19	Montayla HOLDER	SR	56.70	4/9/16	3.5	0.00	3.50
4x100	14	Kwaza, Guster, Guillory, Hernandez		44.04	3/18/16	7	0.80	7.80
4x400	14	Hernandez, Guillory, Holder, Guster		3:30.97	5/28/16	7	0.86	7.86
LJ	23	Jahisha THOMAS	SO	6.17m 20-3 (1)	5/28/16	1.5	0.00	1.50
Team Total								35.80

50



Penn State

Big Ten Conference

▲37

Event	Scrd As	Athlete	Yr	Scored Mark	Date	Pl. Pts.	Bonus	TOTAL
Scored bests come from CURRENT season								
5000m	15	Tessa BARRETT	FR	16:06.19	4/9/16	6	0.00	6.00
TJ	4	Dannielle GIBSON	JR	13.63mw 44-8½ (3.0)	5/28/16	24	2.41	26.41
JAV	20	Lauren KENNEY	SR	49.40m 162-1	5/13/16	3	0.00	3.00
Team Total								35.41

51



Arizona

Pac-12 Conference

▼24

Event	Scrd As	Athlete	Yr	Scored Mark	Date	Pl. Pts.	Bonus	TOTAL
Scored bests come from CURRENT season								
400H	7	Sage WATSON	JR	55.45	4/9/16	18	2.29	20.29
4x400	20	Waggoner, Gray, Trevisan, Watson		3:32.53	5/28/16	3	0.57	3.57
HJ	13	Lisanne HAGENS	SO	1.80m 5-10½	5/28/16	8	0.00	8.00
HEPT	21	Alyssa THOMPSON	JR	5,580	5/7/16	2.5	0.00	2.50
Team Total								34.36

"Scrd As", short for "Scored As", Standing used for place points portion of performance's score combining preseason data (when applied) to current season data

Numbers in BLACK are both the performance's actual NCAA rank AND "scored as" rank Numbers in RED indicate actual NCAA rank does not exist or is worse than "scored as" rank Numbers in BLUE indicate actual NCAA rank is better than "scored as" rank

USTFCCCA Non-Member

Non-Member Schools Will NOT be ranked, beginning Week 2



USTFCCCA NCAA Division I National Team Computer Rankings

as of 5/29/2016 10:49:12 PM

2016 Outdoor Track & Field, Week #9

Only those who score >0.01 pts are shown
D denotes multiple-event rule in affect

WOMEN

52



UNLV

Mountain West Conference

8

Event	Scrd As	Athlete	Yr	Scored Mark	Date	Pl. Pts.	Bonus	TOTAL
Scored bests come from CURRENT season								
HJ	5	Kaysee PILGRIM	JR	1.85m	6- $\frac{3}{4}$	4/14/16	22	2.62 24.62
LJ	12	Ayana GALES	JR	6.37mw	20-10 $\frac{1}{2}$ (3.8)	5/11/16	9	0.00 9.00
Team Total								33.62

53



Rutgers

Big Ten Conference

15

Event	Scrd As	Athlete	Yr	Scored Mark	Date	Pl. Pts.	Bonus	TOTAL
Scored bests come from CURRENT season								
100m	17	Gabrielle FARQUHARSON	SR	11.32	(1.6)	5/13/16	4.5	0.00 4.50
200m	16	Gabrielle FARQUHARSON	SR	22.91w	(3.4)	5/28/16	5	0.00 5.00
LJ	5	Gabrielle FARQUHARSON	SR	6.54m	21-5 $\frac{1}{2}$ (0.0)	4/15/16	22	1.78 23.78
Team Total								33.28

54



UCLA

Pac-12 Conference

11

Event	Scrd As	Athlete	Yr	Scored Mark	Date	Pl. Pts.	Bonus	TOTAL
Scored bests come from CURRENT season								
200m	24	Anglerne ANNELUS	FR	23.22	(1.2)	5/28/16	1	0.00 1.00
4x100	12	Acolatse, Maduka, Annelus, Price		43.91		4/16/16	9	0.95 9.95
LJ	7	Kylie PRICE	SR	6.52mw	21-4 $\frac{1}{2}$ (2.8)	3/22/16	18	1.28 19.28
LJ	20	Jessie MADUKA	SO	6.20mw	20-4 $\frac{1}{2}$ (3.0)	4/2/16	3	0.00 3.00
Team Total								33.22

55



Sam Houston State

Southland Conference

10

Event	Scrd As	Athlete	Yr	Scored Mark	Date	Pl. Pts.	Bonus	TOTAL
Scored bests come from CURRENT season								
100H	19	Danielle DEMAS	SR	13.08w	(3.5)	5/6/16	3.5	0.00 3.50
HT	4	Ashley JENKINS	SR	65.67m	215-5	5/14/16	24	1.48 25.48
JAV	21	Elizabeth LYSSY	SR	49.28m	161-8	5/28/16	2.5	0.00 2.50
Team Total								31.48

56



Portland

West Coast Conference

24

Event	Scrd As	Athlete	Yr	Scored Mark	Date	Pl. Pts.	Bonus	TOTAL
Scored bests come from CURRENT season								
5000m	11	Lauren LAROCCO	SO	15:58.31		5/7/16	10	0.64 10.64
10k	9	Lauren LAROCCO	SO	33:15.75		4/1/16	14	0.75 14.75
JAV	15	Kaylie VAN LOO	JR	51.12m	167-8	5/28/16	6	0.00 6.00
Team Total								31.39

57



UTEP

Conference USA

1

Event	Scrd As	Athlete	Yr	Scored Mark	Date	Pl. Pts.	Bonus	TOTAL
Scored bests come from CURRENT season								
400m	21	Florence UWAKWE	JR	53.24cA	53.13	4/30/16	2.5	0.00 2.50
100H	5	Tobi AMUSAN	FR	12.87cA	12.83 (0.4)	4/30/16	22	1.79 23.79
HEPT	17	Lucia MOKRASOVA	SO	5,615		3/30/16	4.5	0.00 4.50
Team Total								30.79

58



TCU

Big 12 Conference

1

Event	Scrd As	Athlete	Yr	Scored Mark	Date	Pl. Pts.	Bonus	TOTAL
Scored bests come from CURRENT season								
100H	7	Brianna MCGHEE	SR	12.88	(1.7)	5/13/16	18	1.59 19.59
SP	11	Megan SMITH	SR	17.21m	56-5 $\frac{1}{2}$	3/17/16	10	0.31 10.31
Team Total								29.90

59



Arkansas State

Sun Belt Conference

2

Event	Scrd As	Athlete	Yr	Scored Mark	Date	Pl. Pts.	Bonus	TOTAL
Scored bests come from CURRENT season								
100m	22	Kristina KNOTT	SO	11.43w	(2.7)	3/31/16	2	0.00 2.00
SP	4	Erin FARMER	JR	17.80m	58-4 $\frac{1}{2}$	5/13/16	24	2.72 26.72
Team Total								28.72

"Scrd As", short for "Scored As", Standing used for place points portion of performance's score combining preseason data (when applied) to current season data

Numbers in BLACK are both the performance's actual NCAA rank AND "scored as" rank Numbers in RED indicate actual NCAA rank does not exist or is worse than "scored as" rank Numbers in BLUE indicate actual NCAA rank is better than "scored as" rank

USTFCCCA Non-Member

Non-Member Schools Will NOT be ranked, beginning Week 2



2016 Outdoor Track & Field, Week #9

Only those who score >0.01 pts are shown
D denotes multiple-event rule in affect

WOMEN

60



Tennessee State

Ohio Valley Conference

▼10

Event	Scrd As	Athlete	Yr	Scored Mark	Date	Pl. Pts.	Bonus	TOTAL
-------	---------	---------	----	-------------	------	----------	-------	-------

Scored bests come from CURRENT season

▶ TJ	7	Amber HUGHES	JR	13.50mw	44-3½ (2.9)	5/28/16	18	1.31	19.31
▶ HEPT	12	Clairwin DAMEUS	SR	5.729		4/6/16	9	0.00	9.00

Team Total 28.31

61



Virginia Tech

Atlantic Coast Conference

▼29

Event	Scrd As	Athlete	Yr	Scored Mark	Date	Pl. Pts.	Bonus	TOTAL
-------	---------	---------	----	-------------	------	----------	-------	-------

Scored bests come from CURRENT season

▶ 800m	4	Hanna GREEN	JR	2:02.45	5/13/16	24	2.66	26.66
▶ JAV	23	Sabine KOPPLIN	SR	48.58m 159-4	3/31/16	1.5	0.00	1.50

Team Total 28.16

62



Louisiana-Lafayette

Sun Belt Conference

▲2

Event	Scrd As	Athlete	Yr	Scored Mark	Date	Pl. Pts.	Bonus	TOTAL
-------	---------	---------	----	-------------	------	----------	-------	-------

Scored bests come from CURRENT season

▶ PV	4	Morgann LELEUX	SR	4.52m	14-10	5/13/16	24	3.39	27.39
------	---	----------------	----	-------	-------	---------	----	------	-------

Team Total 27.39

63



Wake Forest

Atlantic Coast Conference

▲4

Event	Scrd As	Athlete	Yr	Scored Mark	Date	Pl. Pts.	Bonus	TOTAL
-------	---------	---------	----	-------------	------	----------	-------	-------

Scored bests come from CURRENT season

▶ JAV	4	Jessie MERCKLE	SR	56.91m	186-8	4/1/16	24	2.56	26.56
-------	---	----------------	----	--------	-------	--------	----	------	-------

Team Total 26.56

64



Fresno State

Mountain West Conference

▼24


Event	Scrd As	Athlete	Yr	Scored Mark	Date	Pl. Pts.	Bonus	TOTAL
-------	---------	---------	----	-------------	------	----------	-------	-------

Scored bests come from CURRENT season

▶ 1500m	5	Annemarie SCHWANZ	JR	4:14.89	4/22/16	22	2.05	24.05
▶ 400H	22	Kyra JOHNSON	SR	57.85	5/28/16	2	0.00	2.00

Team Total 26.05

65



Boston College

Atlantic Coast Conference

▼24

Event	Scrd As	Athlete	Yr	Scored Mark	Date	Pl. Pts.	Bonus	TOTAL
-------	---------	---------	----	-------------	------	----------	-------	-------

Scored bests come from CURRENT season

▶ Steeple	5	Danielle WINSLOW	SR	9:48.81	4/15/16	22	2.56	24.56
-----------	---	------------------	----	---------	---------	----	------	-------

Team Total 24.56

66



Missouri

Southeastern Conference

▲15


Event	Scrd As	Athlete	Yr	Scored Mark	Date	Pl. Pts.	Bonus	TOTAL
-------	---------	---------	----	-------------	------	----------	-------	-------

Scored bests come from CURRENT season

▶ 400m	24	Sandrae FARQUHARSON	SR	53.70	4/15/16	1	0.00	1.00
▶ 5000m	10	Karissa SCHWEIZER	SO	15:58.09	4/14/16	12	0.66	12.66
▶ 100H	21	Valerie THAMES	JR	13.18 (0.7)	5/12/16	2.5	0.00	2.50
▶ 4x100	21	Cody, Jackson, Felton, Farquharson		44.40	5/12/16	2.5	0.56	3.06
▶ 4x400	24	Farquharson, Thames, Jackson, Adewole		3:34.10	5/28/16	1	0.33	1.33
▶ PV	19	Alyssa APPLEBEE	JR	4.22m 13-10	5/28/16	3.5	0.00	3.50

Team Total 24.04

67



Kansas

Big 12 Conference

▼28

Event	Scrd As	Athlete	Yr	Scored Mark	Date	Pl. Pts.	Bonus	TOTAL
-------	---------	---------	----	-------------	------	----------	-------	-------

Scored bests come from CURRENT season

▶ 10k	8	Sharon LOKEDI	SO	33:10.06	4/1/16	16	1.05	17.05
▶ DISC	18	Dasha TSEMA	SR	54.47m 178-8	4/20/16	4	0.00	4.00
▶ DISC	21	Daina LEVY	SR	53.00m 173-10	5/28/16	2.5	0.00	2.50

Team Total 23.55

"Scrd As", short for "Scored As", Standing used for place points portion of performance's score combining preseason data (when applied) to current season data

Numbers in BLACK are both the performance's actual NCAA rank AND "scored as" rank Numbers in RED indicate actual NCAA rank does not exist or is worse than "scored as" rank Numbers in BLUE indicate actual NCAA rank is better than "scored as" rank

USTFCCCA Non-Member

Non-Member Schools Will NOT be ranked, beginning Week 2



USTFCCCA NCAA Division I National Team Computer Rankings

as of 5/29/2016 10:49:12 PM

2016 Outdoor Track & Field, Week #9

Only those who score >0.01 pts are shown
D denotes multiple-event rule in affect

WOMEN

68



Clemson

Atlantic Coast Conference

▼ 5

Event	Scrd As	Athlete	Yr	Scored Mark	Date	Pl. Pts.	Bonus	TOTAL
Scored bests come from CURRENT season								
4x100	15	Robinson, Parrish, Ricketts, Williams		44.12	5/13/16	6	0.75	6.75
HJ	13	Mimi LAND	SR	1.80m	5-10% 5/28/16	8	0.00	8.00
LJ	21	Mimi LAND	SR	6.19m	20-3% (0.8) 5/28/16	2.5	0.00	2.50
TJ	15	Anasterasia TERRELL	JR	13.27m	43-6% (1.4) 5/13/16	6	0.12	6.12
Team Total								23.37

69



Eastern Michigan

Mid-American Conference

▲ 49

Event	Scrd As	Athlete	Yr	Scored Mark	Date	Pl. Pts.	Bonus	TOTAL
Scored bests come from CURRENT season								
Steeple	13	Sofie GALLEIN	SR	9:58.61	5/28/16	8	0.00	8.00
5000m	12	Alsu BOGDANOVA	JR	15:58.61	4/1/16	9	0.61	9.61
Scored bests come from PRE-SEASON DATA								
5000m	16	Jordann MCDERMITT	SO	16:07.25	4/17/15	5	0.00	5.00
Team Total								22.61

70



Princeton

Ivy League

▼ 4

Event	Scrd As	Athlete	Yr	Scored Mark	Date	Pl. Pts.	Bonus	TOTAL
Scored bests come from CURRENT season								
800m	6	Cecilia BAROWSKI	SR	2:02.62	4/1/16	20	2.37	22.37
Team Total								22.37

71



Samford

Southern Conference

▲ 89

Event	Scrd As	Athlete	Yr	Scored Mark	Date	Pl. Pts.	Bonus	TOTAL
Scored bests come from CURRENT season								
1500m	6	Karisa NELSON	SO	4:15.12	5/28/16	20	1.82	21.82
Team Total								21.82

72



Memphis

American Athletic Conference

▼ 3

Event	Scrd As	Athlete	Yr	Scored Mark	Date	Pl. Pts.	Bonus	TOTAL
Scored bests come from CURRENT season								
PV	6	Carolina CARMICHAEL	SR	4.44m	14-6% 4/29/16	20	1.74	21.74
Team Total								21.74

73



Liberty

Big South Conference

▲ 12

Event	Scrd As	Athlete	Yr	Scored Mark	Date	Pl. Pts.	Bonus	TOTAL
Scored bests come from CURRENT season								
5000m	6	Ednah KURGAT	SO	15:48.63	4/14/16	20	1.57	21.57
Team Total								21.57

74



SMU

American Athletic Conference

▲ 4

Event	Scrd As	Athlete	Yr	Scored Mark	Date	Pl. Pts.	Bonus	TOTAL
Scored bests come from CURRENT season								
200m	9	Latessa JOHNSON	FR	22.75w (3.7)	3/31/16	14	0.51	14.51
SP	20	Tochi NLEMCHI	JR	16.76m	55-0 5/12/16	3	0.00	3.00
HEPT	18	Lucija CVITANOVIC	SR	5,611	5/12/16	4	0.00	4.00
Team Total								21.51

75



Iowa State

Big 12 Conference

▲ 4

Event	Scrd As	Athlete	Yr	Scored Mark	Date	Pl. Pts.	Bonus	TOTAL
Scored bests come from CURRENT season								
LJ	18	Jhoanmy LUQUE	SO	6.25m	20-6% (1.2) 4/23/16	4	0.00	4.00
TJ	16	Jhoanmy LUQUE	SO	13.20m	43-3% (0.2) 5/28/16	5	0.00	5.00
SP	10	Christina HILLMAN	SR	17.22m	56-6 5/13/16	12	0.34	12.34
Team Total								21.34

"Scrd As", short for "Scored As", Standing used for place points portion of performance's score combining preseason data (when applied) to current season data

Numbers in BLACK are both the performance's actual NCAA rank AND "scored as" rank Numbers in RED indicate actual NCAA rank does not exist or is worse than "scored as" rank Numbers in BLUE indicate actual NCAA rank is better than "scored as" rank

USTFCCCA Non-Member

Non-Member Schools Will NOT be ranked, beginning Week 2



USTFCCCA NCAA Division I National Team Computer Rankings

as of 5/29/2016 10:49:12 PM

2016 Outdoor Track & Field, Week #9

Only those who score >0.01 pts are shown
D denotes multiple-event rule in affect

WOMEN

76

Air Force
 Mountain West Conference

▼ 2

Event	Scrd As	Athlete	Yr	Scored Mark	Date	Pl. Pts.	Bonus	TOTAL
Scored bests come from CURRENT season								
10k	6	Hannah EVERSON	SR	33:05.26	4/1/16	20	1.31	21.31
Team Total								21.31

77

Hampton
 Mid-Eastern Athletic Conference

▼ 2

Event	Scrd As	Athlete	Yr	Scored Mark	Date	Pl. Pts.	Bonus	TOTAL
Scored bests come from CURRENT season								
800m	7	Ce'aira BROWN	SR	2:02.82	3/31/16	18	2.04	20.04
Team Total								20.04

78

Butler
 BIG EAST Conference

▼ 1

Event	Scrd As	Athlete	Yr	Scored Mark	Date	Pl. Pts.	Bonus	TOTAL
Scored bests come from CURRENT season								
10k	7	Olivia PRATT	JR	33:08.31	4/1/16	18	1.15	19.15
Team Total								19.15

79

BYU
 Independent (DI)

▼ 8

Event	Scrd As	Athlete	Yr	Scored Mark	Date	Pl. Pts.	Bonus	TOTAL
Scored bests come from CURRENT season								
800m	8	Shea COLLINSWORTH	JR	2:03.21	4/8/16	16	1.39	17.39
Team Total								17.39

80

Morgan State
 Mid-Eastern Athletic Conference

▲ 3

Event	Scrd As	Athlete	Yr	Scored Mark	Date	Pl. Pts.	Bonus	TOTAL
Scored bests come from CURRENT season								
HJ	8	Jailah MASON	SO	1.83m	4/22/16	16	1.25	17.25
Team Total								17.25

81

Illinois
 Big Ten Conference

▼ 8

Event	Scrd As	Athlete	Yr	Scored Mark	Date	Pl. Pts.	Bonus	TOTAL
Scored bests come from CURRENT season								
100H	10	Pedrya SEYMOUR	JR	12.92 (-0.5)	5/13/16	12	1.10	13.10
4x100	22	Seymour, Rogers, Stewart, Taylor		44.56	5/13/16	2	0.45	2.45
HJ	23	Kandie BLOCH-JONES	JR	1.76m	5-9% 5/28/16	1.5	0.00	1.50
Team Total								17.05

82

Tulane
 American Athletic Conference

▼ 31

Event	Scrd As	Athlete	Yr	Scored Mark	Date	Pl. Pts.	Bonus	TOTAL
Scored bests come from CURRENT season								
400m	8	Jasmine BLOCKER	SR	51.66	5/12/16	16	1.00	17.00
Team Total								17.00

83

South Alabama
 Sun Belt Conference

110

Event	Scrd As	Athlete	Yr	Scored Mark	Date	Pl. Pts.	Bonus	TOTAL
Scored bests come from CURRENT season								
TJ	8	Kaitlyn BEANS	JR	13.38mw 43-10% (3.0)	5/28/16	16	0.69	16.69
Team Total								16.69

84

St. John's (N.Y.)
 BIG EAST Conference

▲ 52

Event	Scrd As	Athlete	Yr	Scored Mark	Date	Pl. Pts.	Bonus	TOTAL
Scored bests come from CURRENT season								
800m	20	Claire MOONEY	SR	2:05.08	5/28/16	3	0.00	3.00
1500m	10	Stephanie VANPELT	SR	4:15.68	5/28/16	12	1.24	13.24
Team Total								16.24

85

Winthrop
 Big South Conference

▲ 4

Event	Scrd As	Athlete	Yr	Scored Mark	Date	Pl. Pts.	Bonus	TOTAL
Scored bests come from CURRENT season								
HT	9	Marthaline COOPER	JR	64.38m	211-2 3/31/16	14	0.40	14.40
Team Total								14.40

"Scrd As", short for "Scored As", Standing used for place points portion of performance's score combining preseason data (when applied) to current season data

Numbers in BLACK are both the performance's actual NCAA rank AND "scored as" rank Numbers in RED indicate actual NCAA rank does not exist or is worse than "scored as" rank Numbers in BLUE indicate actual NCAA rank is better than "scored as" rank

USTFCCCA Non-Member

Non-Member Schools Will NOT be ranked, beginning Week 2



2016 Outdoor Track & Field, Week #9

Only those who score >0.01 pts are shown
D denotes multiple-event rule in affect

WOMEN

86



South Dakota

▲ 5

The Summit League

Event	Scrd As	Athlete	Yr	Scored Mark	Date	Pl. Pts.	Bonus	TOTAL
-------	---------	---------	----	-------------	------	----------	-------	-------

Scored bests come from CURRENT season

▶ PV	10	Emily GROVE	JR	4.33m	14-2½	5/12/16	12	0.00	12.00
▶ PV	24	Emily BRIGHAM	JR	4.12m	13-6½	5/28/16	1	0.00	1.00

Team Total 13.00

86



Washington State

▲ 4

Pac-12 Conference

Event	Scrd As	Athlete	Yr	Scored Mark	Date	Pl. Pts.	Bonus	TOTAL
-------	---------	---------	----	-------------	------	----------	-------	-------

Scored bests come from CURRENT season

▶ HJ	10	Liz HARPER	JR	1.81m	5-11½	5/7/16	12	0.00	12.00
▶ HEPT	24	Liz HARPER	JR	5,564		5/7/16	1	0.00	1.00

Team Total 13.00

88



Dartmouth

▲ 54

Ivy League

Event	Scrd As	Athlete	Yr	Scored Mark	Date	Pl. Pts.	Bonus	TOTAL
-------	---------	---------	----	-------------	------	----------	-------	-------

Scored bests come from CURRENT season

▶ 1500m	17	Dana GIORDANO	SR	4:18.24		5/28/16	4.5	0.00	4.50
▶ HJ	13	Kaitlin WHITEHORN	SR	1.80m	5-10½	5/28/16	8	0.00	8.00

Team Total 12.50

89



Maryland

▲ 12

Big Ten Conference


Event	Scrd As	Athlete	Yr	Scored Mark	Date	Pl. Pts.	Bonus	TOTAL
-------	---------	---------	----	-------------	------	----------	-------	-------

Scored bests come from CURRENT season

▶ 400m	14	Micha POWELL	JR	51.97		5/28/16	7	0.40	7.40
▶ 1500m	24	Alexandra LUCKI	SO	4:20.16		5/28/16	1	0.00	1.00
▶ SP	18	Chioma ONYEKWERE	SR	16.85m	55-3½	5/13/16	4	0.00	4.00

Team Total 12.40

90



Southeastern Louisiana

▲ 3

Southland Conference


Event	Scrd As	Athlete	Yr	Scored Mark	Date	Pl. Pts.	Bonus	TOTAL
-------	---------	---------	----	-------------	------	----------	-------	-------

Scored bests come from CURRENT season

▶ HT	10	Jermisha FRAZIER	SR	63.19m	207-3	3/17/16	12	0.00	12.00
------	----	------------------	----	--------	-------	---------	----	------	-------

Team Total 12.00

91



South Dakota State

▼ 9

The Summit League

Event	Scrd As	Athlete	Yr	Scored Mark	Date	Pl. Pts.	Bonus	TOTAL
-------	---------	---------	----	-------------	------	----------	-------	-------

Scored bests come from CURRENT season

▶ TJ	11	Jazzelena BLACK	SR	13.35m	43-9½ (1.9)	3/31/16	10	0.53	10.53
------	----	-----------------	----	--------	-------------	---------	----	------	-------

Team Total 10.53

92



Albany

▲ 23

America East Conference

Event	Scrd As	Athlete	Yr	Scored Mark	Date	Pl. Pts.	Bonus	TOTAL
-------	---------	---------	----	-------------	------	----------	-------	-------

Scored bests come from CURRENT season

▶ 400H	11	Grace CLAXTON	SR	55.90		5/28/16	10	0.46	10.46
--------	----	---------------	----	-------	--	---------	----	------	-------

Team Total 10.46

93



Lipscomb

▼ 5

Atlantic Sun Conference

Event	Scrd As	Athlete	Yr	Scored Mark	Date	Pl. Pts.	Bonus	TOTAL
-------	---------	---------	----	-------------	------	----------	-------	-------

Scored bests come from CURRENT season

▶ Steeple	11	Madelin TALBERT	SR	9:55.79		4/14/16	10	0.16	10.16
-----------	----	-----------------	----	---------	--	---------	----	------	-------

Team Total 10.16

94



High Point

▲ 10

Big South Conference

Event	Scrd As	Athlete	Yr	Scored Mark	Date	Pl. Pts.	Bonus	TOTAL
-------	---------	---------	----	-------------	------	----------	-------	-------

Scored bests come from CURRENT season

▶ JAV	11	Christine RICKERT	SR	52.47m	172-1	4/1/16	10	0.00	10.00
-------	----	-------------------	----	--------	-------	--------	----	------	-------

Team Total 10.00

"Scrd As", short for "Scored As", Standing used for place points portion of performance's score combining preseason data (when applied) to current season data

Numbers in BLACK are both the performance's actual NCAA rank AND "scored as" rank Numbers in RED indicate actual NCAA rank does not exist or is worse than "scored as" rank Numbers in BLUE indicate actual NCAA rank is better than "scored as" rank

USTFCCCA Non-Member

Non-Member Schools Will NOT be ranked, beginning Week 2



USTFCCCA NCAA Division I National Team Computer Rankings

as of 5/29/2016 10:49:13 PM

2016 Outdoor Track & Field, Week #9

Only those who score >0.01 pts are shown
D denotes multiple-event rule in affect

WOMEN

95

Villanova
BIG EAST Conference

▼11

Event	Scrd As	Athlete	Yr	Scored Mark	Date	Pl. Pts.	Bonus	TOTAL
Scored bests come from CURRENT season								
800m	12	Siofra CLEIRIGH BUTTNER	SO	2:03.52	4/22/16	9	0.87	9.87
Team Total								9.87

96

Idaho
Big Sky Conference

▲4

Event	Scrd As	Athlete	Yr	Scored Mark	Date	Pl. Pts.	Bonus	TOTAL
Scored bests come from CURRENT season								
10k	12	Kinsey GOMEZ	SR	33:23.59	4/1/16	9	0.34	9.34
Team Total								9.34

97

Gonzaga
West Coast Conference

▼2

Event	Scrd As	Athlete	Yr	Scored Mark	Date	Pl. Pts.	Bonus	TOTAL
Scored bests come from CURRENT season								
Steeple	12	Shelby MILLS	JR	9:56.17	5/12/16	9	0.09	9.09
Team Total								9.09

98

California
Pac-12 Conference

▼26

Event	Scrd As	Athlete	Yr	Scored Mark	Date	Pl. Pts.	Bonus	TOTAL
Scored bests come from CURRENT season								
TJ	14	Isabella MARTEN	SO	13.31m 43-8 (-0.2)	5/14/16	7	0.33	7.33
TJ	23	Ashley ANDERSON	SO	12.91m 42-4 1/4 (1.4)	5/28/16	1.5	0.00	1.50
Team Total								8.83

99

Iona
Metro Atlantic Athletic Conference

▲25

Event	Scrd As	Athlete	Yr	Scored Mark	Date	Pl. Pts.	Bonus	TOTAL
Scored bests come from CURRENT season								
5000m	19	Tara JAMESON	SR	16:08.91	5/28/16	3.5	0.00	3.50
10k	16	Tara JAMESON	SR	33:38.50	4/22/16	5	0.00	5.00
Team Total								8.50

99

Louisville
Atlantic Coast Conference

▲15

Event	Scrd As	Athlete	Yr	Scored Mark	Date	Pl. Pts.	Bonus	TOTAL
Scored bests come from CURRENT season								
SP	16	Emmonnie HENDERSON	JR	16.93m 55-6 1/2	4/15/16	5	0.00	5.00
DISC	19	Emmonnie HENDERSON	JR	54.18m 177-9	5/28/16	3.5	0.00	3.50
Team Total								8.50

101

Lehigh
Patriot League

▲71

Event	Scrd As	Athlete	Yr	Scored Mark	Date	Pl. Pts.	Bonus	TOTAL
Scored bests come from CURRENT season								
HJ	13	Courtney AVERY	JR	1.80m 5-10 3/4	5/28/16	8	0.00	8.00
Team Total								8.00

101

Northern Iowa
Missouri Valley Conference

▼9

Event	Scrd As	Athlete	Yr	Scored Mark	Date	Pl. Pts.	Bonus	TOTAL
Scored bests come from CURRENT season								
HEPT	13	Paige KNODLE	SR	5,680	3/30/16	8	0.00	8.00
Team Total								8.00

101

UT Arlington
Sun Belt Conference

▲48

Event	Scrd As	Athlete	Yr	Scored Mark	Date	Pl. Pts.	Bonus	TOTAL
Scored bests come from CURRENT season								
HJ	13	Alexus HENRY	FR	1.80m 5-10 3/4	5/28/16	8	0.00	8.00
Team Total								8.00

101

Utah State
Mountain West Conference

▲5

Event	Scrd As	Athlete	Yr	Scored Mark	Date	Pl. Pts.	Bonus	TOTAL
Scored bests come from CURRENT season								
HT	13	Maci BINGHAM	SR	62.33m 204-6	4/15/16	8	0.00	8.00
Team Total								8.00

"Scrd As", short for "Scored As", Standing used for place points portion of performance's score combining preseason data (when applied) to current season data

Numbers in BLACK are both the performance's actual NCAA rank AND "scored as" rank Numbers in RED indicate actual NCAA rank does not exist or is worse than "scored as" rank Numbers in BLUE indicate actual NCAA rank is better than "scored as" rank

USTFCCCA Non-Member

Non-Member Schools Will NOT be ranked, beginning Week 2



USTFCCCA NCAA Division I National Team Computer Rankings

as of 5/29/2016 10:49:13 PM

2016 Outdoor Track & Field, Week #9

Only those who score >0.01 pts are shown
D denotes multiple-event rule in affect

WOMEN

101 Wichita State ▲ 31 Missouri Valley Conference

Event	Scrd As	Athlete	Yr	Scored Mark	Date	Pl. Pts.	Bonus	TOTAL
Scored bests come from CURRENT season								
HJ	13	Ashley PETERSEN	SR	1.80m	5-10%	5/28/16	8	0.00 8.00
Team Total								8.00

106 San Francisco ▲ 6 West Coast Conference

Event	Scrd As	Athlete	Yr	Scored Mark	Date	Pl. Pts.	Bonus	TOTAL
Scored bests come from CURRENT season								
10k	14	Charlotte TAYLOR	JR	33:25.09	4/1/16	7	0.26	7.26
Team Total								7.26

107 North Texas ▼ 2 Conference USA

Event	Scrd As	Athlete	Yr	Scored Mark	Date	Pl. Pts.	Bonus	TOTAL
Scored bests come from CURRENT season								
100H	17	Chastity STEWART	SR	13.03	(1.2)	4/29/16	4.5	0.00 4.50
400H	21	Chastity STEWART	SR	57.71	5/28/16	2.5	0.00	2.50
Team Total								7.00

108 Rice ▲ 12 Conference USA

Event	Scrd As	Athlete	Yr	Scored Mark	Date	Pl. Pts.	Bonus	TOTAL
Scored bests come from CURRENT season								
TJ	22	Daisy DING	SO	13.02m	42-8% (0.3)	5/28/16	2	0.00 2.00
SP	17	Claire UKE	SR	16.90m	55-5%	5/28/16	4.5	0.00 4.50
Team Total								6.50

109 Cornell ▼ 23 Ivy League

Event	Scrd As	Athlete	Yr	Scored Mark	Date	Pl. Pts.	Bonus	TOTAL
Scored bests come from PRE-SEASON DATA								
10k	15	Caroline KELLNER	SR	33:32.07	4/3/15	6	0.00	6.00
Team Total								6.00

109 Toledo ▲ 44 Mid-American Conference

Event	Scrd As	Athlete	Yr	Scored Mark	Date	Pl. Pts.	Bonus	TOTAL
Scored bests come from CURRENT season								
Steeple	17	Liz WEILER	SR	9:59.73	5/28/16	4.5	0.00	4.50
DISC	23	Kyesha NEAL	SR	52.92m	173-7	5/28/16	1.5	0.00 1.50
Team Total								6.00

111 Louisiana Tech ▲ 45 Conference USA

Event	Scrd As	Athlete	Yr	Scored Mark	Date	Pl. Pts.	Bonus	TOTAL
Scored bests come from CURRENT season								
LJ	16	Mia ADAMS	SR	6.27mw	20-7 (3.9)	3/18/16	5	0.00 5.00
Team Total								5.00

111 Mount St. Mary's ▲ 35 Northeast Conference

Event	Scrd As	Athlete	Yr	Scored Mark	Date	Pl. Pts.	Bonus	TOTAL
Scored bests come from CURRENT season								
JAV	16	Kelly YANUCIL	JR	50.47m	165-7	4/9/16	5	0.00 5.00
Team Total								5.00

111 Providence ▼ 14 BIG EAST Conference

Event	Scrd As	Athlete	Yr	Scored Mark	Date	Pl. Pts.	Bonus	TOTAL
Scored bests come from CURRENT season								
Steeple	16	Brianna ILARDA	SO	9:59.54	5/13/16	5	0.00	5.00
Team Total								5.00

114 Southern Miss ▼ 1 Conference USA

Event	Scrd As	Athlete	Yr	Scored Mark	Date	Pl. Pts.	Bonus	TOTAL
Scored bests come from CURRENT season								
400m	17	Mariam KROMAH	SR	52.11	5/12/16	4.5	0.14	4.64
Team Total								4.64

"Scrd As", short for "Scored As", Standing used for place points portion of performance's score combining preseason data (when applied) to current season data

Numbers in BLACK are both the performance's actual NCAA rank AND "scored as" rank Numbers in RED indicate actual NCAA rank does not exist or is worse than "scored as" rank Numbers in BLUE indicate actual NCAA rank is better than "scored as" rank

USTFCCCA Non-Member

Non-Member Schools Will NOT be ranked, beginning Week 2



USTFCCCA NCAA Division I National Team Computer Rankings

as of 5/29/2016 10:49:13 PM

2016 Outdoor Track & Field, Week #9

Only those who score >0.01 pts are shown
D denotes multiple-event rule in affect

WOMEN

115

Brown
Ivy League

78

Event	Scrd As	Athlete	Yr	Scored Mark	Date	Pl. Pts.	Bonus	TOTAL
Scored bests come from CURRENT season								
TJ	17	O'Sha WILLIAMS	SR	13.15mw 43-1½ (2.7)	5/28/16	4.5	0.00	4.50
Team Total								4.50

116

Belmont
Ohio Valley Conference

44

Event	Scrd As	Athlete	Yr	Scored Mark	Date	Pl. Pts.	Bonus	TOTAL
Scored bests come from CURRENT season								
10k	18	Hannah WITTMAN	SR	33:59.63	4/14/16	4	0.00	4.00
Team Total								4.00

116

Furman
Southern Conference

59

Event	Scrd As	Athlete	Yr	Scored Mark	Date	Pl. Pts.	Bonus	TOTAL
Scored bests come from CURRENT season								
5000m	18	Allie BUCHALSKI	SO	16:08.10	5/28/16	4	0.00	4.00
Team Total								4.00

116

Long Beach State
Big West Conference

14

Event	Scrd As	Athlete	Yr	Scored Mark	Date	Pl. Pts.	Bonus	TOTAL
Scored bests come from CURRENT season								
HT	22	Fatima VERGARA	SR	60.86m 199-8	5/28/16	2	0.00	2.00
HEPT	22	Riley COOKS	JR	5,569	3/24/16	2	0.00	2.00
Team Total								4.00

119

Kent State
Mid-American Conference

6

Event	Scrd As	Athlete	Yr	Scored Mark	Date	Pl. Pts.	Bonus	TOTAL
Scored bests come from CURRENT season								
HT	19	Jackie LEPPELMEIER	SR	61.24m 200-11	5/28/16	3.5	0.00	3.50
Team Total								3.50

119

Middle Tennessee
Conference USA

9

Event	Scrd As	Athlete	Yr	Scored Mark	Date	Pl. Pts.	Bonus	TOTAL
Scored bests come from CURRENT season								
HEPT	19	Elizabeth DADZIE	JR	5,599	5/12/16	3.5	0.00	3.50
Team Total								3.50

119

North Dakota State
The Summit League

20

Event	Scrd As	Athlete	Yr	Scored Mark	Date	Pl. Pts.	Bonus	TOTAL
Scored bests come from CURRENT season								
Steeple	19	Erin TESCHUK	SR	10:02.26	5/28/16	3.5	0.00	3.50
Team Total								3.50

122

Bradley
Missouri Valley Conference

55

Event	Scrd As	Athlete	Yr	Scored Mark	Date	Pl. Pts.	Bonus	TOTAL
Scored bests come from CURRENT season								
10k	20	Kristen BUSCH	SR	34:05.93	4/1/16	3	0.00	3.00
Team Total								3.00

122

East Carolina
American Athletic Conference

16

Event	Scrd As	Athlete	Yr	Scored Mark	Date	Pl. Pts.	Bonus	TOTAL
Scored bests come from CURRENT season								
DISC	20	Raqrura ISHMAR	SR	53.90m 176-10	5/12/16	3	0.00	3.00
Team Total								3.00

122

Temple
American Athletic Conference

60

Event	Scrd As	Athlete	Yr	Scored Mark	Date	Pl. Pts.	Bonus	TOTAL
Scored bests come from CURRENT season								
5000m	20	Blanca FERNÁNDEZ	SR	16:09.84	5/28/16	3	0.00	3.00
Team Total								3.00

"Scrd As", short for "Scored As", Standing used for place points portion of performance's score combining preseason data (when applied) to current season data

Numbers in BLACK are both the performance's actual NCAA rank AND "scored as" rank Numbers in RED indicate actual NCAA rank does not exist or is worse than "scored as" rank Numbers in BLUE indicate actual NCAA rank is better than "scored as" rank

USTFCCCA Non-Member

Non-Member Schools Will NOT be ranked, beginning Week 2



2016 Outdoor Track & Field, Week #9

Only those who score >0.01 pts are shown
D denotes multiple-event rule in affect

WOMEN

125



Bethune-Cookman

▲ 64

Mid-Eastern Athletic Conference

Event	Scrd As	Athlete	Yr	Scored Mark	Date	Pl. Pts.	Bonus	TOTAL
-------	---------	---------	----	-------------	------	----------	-------	-------

Scored bests come from CURRENT season

100m	21	Tristie JOHNSON	SR	11.41	(1.6)	5/28/16	2.5	0.00	2.50
------	----	-----------------	----	-------	-------	---------	-----	------	------

Team Total 2.50

125



Columbia

▲ 34

Ivy League

Event	Scrd As	Athlete	Yr	Scored Mark	Date	Pl. Pts.	Bonus	TOTAL
-------	---------	---------	----	-------------	------	----------	-------	-------

Scored bests come from CURRENT season

5000m	21	Natalie TANNER	JR	16:12.04	5/28/16	2.5	0.00	2.50
-------	----	----------------	----	----------	---------	-----	------	------

Team Total 2.50

125



James Madison

▼ 14

Colonial Athletic Association

Event	Scrd As	Athlete	Yr	Scored Mark	Date	Pl. Pts.	Bonus	TOTAL
-------	---------	---------	----	-------------	------	----------	-------	-------

Scored bests come from CURRENT season

SP	21	Amber MONROE	SR	16.67m	54-8 1/2	5/28/16	2.5	0.00	2.50
----	----	--------------	----	--------	----------	---------	-----	------	------

Team Total 2.50

125



New Orleans

▲ 31

Southland Conference

Event	Scrd As	Athlete	Yr	Scored Mark	Date	Pl. Pts.	Bonus	TOTAL
-------	---------	---------	----	-------------	------	----------	-------	-------

Scored bests come from CURRENT season

100H	21	Alexia FORTENBERRY	JR	13.18	(1.3)	5/28/16	2.5	0.00	2.50
------	----	--------------------	----	-------	-------	---------	-----	------	------

Team Total 2.50

129



Northwestern State

▲ 2

Southland Conference

Event	Scrd As	Athlete	Yr	Scored Mark	Date	Pl. Pts.	Bonus	TOTAL
-------	---------	---------	----	-------------	------	----------	-------	-------

Scored bests come from CURRENT season

JAV	22	Ashley ALDREDGE	SR	49.15m	161-3	4/8/16	2	0.00	2.00
-----	----	-----------------	----	--------	-------	--------	---	------	------

Team Total 2.00

129



Troy

▼ 33

Sun Belt Conference

Event	Scrd As	Athlete	Yr	Scored Mark	Date	Pl. Pts.	Bonus	TOTAL
-------	---------	---------	----	-------------	------	----------	-------	-------

Scored bests come from CURRENT season

DISC	22	Jaevyn WORTHAM	SO	52.96m	173-9	5/28/16	2	0.00	2.00
------	----	----------------	----	--------	-------	---------	---	------	------

Team Total 2.00

129



UC Davis

▲ 12

Big West Conference

Event	Scrd As	Athlete	Yr	Scored Mark	Date	Pl. Pts.	Bonus	TOTAL
-------	---------	---------	----	-------------	------	----------	-------	-------

Scored bests come from CURRENT season

Steeple	22	Erika BARR	SR	10:08.63	4/1/16	2	0.00	2.00
---------	----	------------	----	----------	--------	---	------	------

Team Total 2.00

129



UC Santa Barbara

▼ 3

Big West Conference

Event	Scrd As	Athlete	Yr	Scored Mark	Date	Pl. Pts.	Bonus	TOTAL
-------	---------	---------	----	-------------	------	----------	-------	-------

Scored bests come from CURRENT season

HJ	22	Jessica EMDE	SR	1.79m	5-10 1/2	5/13/16	2	0.00	2.00
----	----	--------------	----	-------	----------	---------	---	------	------

Team Total 2.00

129



William and Mary

▼ 12

Colonial Athletic Association

Event	Scrd As	Athlete	Yr	Scored Mark	Date	Pl. Pts.	Bonus	TOTAL
-------	---------	---------	----	-------------	------	----------	-------	-------

Scored bests come from CURRENT season

5000m	22	Regan ROME	SO	16:12.41	5/28/16	2	0.00	2.00
-------	----	------------	----	----------	---------	---	------	------

Team Total 2.00

134



Oral Roberts

▲ 21

The Summit League

Event	Scrd As	Athlete	Yr	Scored Mark	Date	Pl. Pts.	Bonus	TOTAL
-------	---------	---------	----	-------------	------	----------	-------	-------

Scored bests come from CURRENT season

400m	23	Madison REYNOLDS	SR	53.37	4/9/16	1.5	0.00	1.50
------	----	------------------	----	-------	--------	-----	------	------

Team Total 1.50

"Scrd As", short for "Scored As", Standing used for place points portion of performance's score combining preseason data (when applied) to current season data

Numbers in BLACK are both the performance's actual NCAA rank AND "scored as" rank Numbers in RED indicate actual NCAA rank does not exist or is worse than "scored as" rank Numbers in BLUE indicate actual NCAA rank is better than "scored as" rank

USTFCCCA Non-Member

Non-Member Schools Will NOT be ranked, beginning Week 2



2016 Outdoor Track & Field, Week #9

Only those who score >0.01 pts are shown
 D denotes multiple-event rule in affect

WOMEN

135



Missouri State

▼13

Missouri Valley Conference

Event	Scrd As	Athlete	Yr	Scored Mark	Date	Pl. Pts.	Bonus	TOTAL
-------	---------	---------	----	-------------	------	----------	-------	-------

Scored bests come from CURRENT season

▶ 4x100	24	Cave, Kurtimah, Pattie-Belleli, Husbands		44.78	5/28/16	1	0.30	1.30
---------	----	--	--	-------	---------	---	------	------

Team Total 1.30

136



Bowling Green

▲54

Mid-American Conference

Event	Scrd As	Athlete	Yr	Scored Mark	Date	Pl. Pts.	Bonus	TOTAL
-------	---------	---------	----	-------------	------	----------	-------	-------

Scored bests come from CURRENT season

▶ SP	24	Aliyah GUSTAFSON	SO	16.17m 53-¾	5/28/16	1	0.00	1.00
------	----	------------------	----	-------------	---------	---	------	------

Team Total 1.00

136



Lamar

▲48

Southland Conference

Event	Scrd As	Athlete	Yr	Scored Mark	Date	Pl. Pts.	Bonus	TOTAL
-------	---------	---------	----	-------------	------	----------	-------	-------

Scored bests come from CURRENT season

▶ 5000m	24	Verity OCKENDEN	SR	16:14.81	4/1/16	1	0.00	1.00
---------	----	-----------------	----	----------	--------	---	------	------

Team Total 1.00

136



North Carolina A&T

▲27

Mid-Eastern Athletic Conference

Event	Scrd As	Athlete	Yr	Scored Mark	Date	Pl. Pts.	Bonus	TOTAL
-------	---------	---------	----	-------------	------	----------	-------	-------

Scored bests come from CURRENT season

▶ 100m	24	India BROWN	SO	11.44 (1.1)	5/28/16	1	0.00	1.00
--------	----	-------------	----	-------------	---------	---	------	------

Team Total 1.00

136



Virginia

▼29

Atlantic Coast Conference

Event	Scrd As	Athlete	Yr	Scored Mark	Date	Pl. Pts.	Bonus	TOTAL
-------	---------	---------	----	-------------	------	----------	-------	-------

Scored bests come from CURRENT season

▶ 10k	24	Cleo BOYD	JR	34:25.69	5/28/16	1	0.00	1.00
-------	----	-----------	----	----------	---------	---	------	------

Team Total 1.00

"Scrd As", short for "Scored As", Standing used for place points portion of performance's score combining preseason data (when applied) to current season data

Numbers in BLACK are both the performance's actual NCAA rank AND "scored as" rank Numbers in RED indicate actual NCAA rank does not exist or is worse than "scored as" rank Numbers in BLUE indicate actual NCAA rank is better than "scored as" rank

USTFCCCA Non-Member

Non-Member Schools Will NOT be ranked, beginning Week 2