



# USTFCCCA NCAA Division I National Team Computer Rankings

as of 2/6/2017 11:58:37 AM

## 2017 Indoor Track & Field, Week #3

Only those who score >0.01 pts are shown  
D denotes multiple-event rule in affect

MEN

1



Florida

Southeastern Conference

unch

Event	Scrd As	Athlete	Yr	Scored Mark	Date	Pl. Pts.	Bonus	TOTAL
Scored bests come from CURRENT season								
▶ 60m	40	Michael TIMPSON, JR.	SO	6.70	1/7/17		0.03	0.03
▶ 400m	5	Kunle FASASI	SO	46.02	1/27/17	12	1.12	13.12
▶ H60m	2	Grant HOLLOWAY	FR	7.63	1/7/17	18	2.04	20.04
▶ HJ	3	Clayton BROWN	FR	2.25m 7-4½	1/7/17	16	2.10	18.10
▶ PV	26	Aaron OWENS	JR	5.36m 17-7	1/27/17	0.15	0.00	0.15
▶ LJ	1	Grant HOLLOWAY	FR	8.05m 26-5	1/19/17	20	2.75	22.75
▶ TJ	3	KeAndre BATES	JR	16.66m 54-8	1/27/17	16	2.22	18.22
▶ TJ	7	Clayton BROWN	FR	16.34m 53-7½	1/19/17	9	1.05	10.05
▶ WT	11	AJ MCFARLAND	SO	21.67m 71-1½	2/3/17	5	0.49	5.49
Scored bests come from PRE-SEASON DATA								
▶ 60m	14	Ryan CLARK	SO	6.64	2/12/16	2	0.36	2.36
▶ 200m	24	Ryan CLARK	SO	20.92	2/26/16	0.3	0.19	0.49
▶ 400m	16	Nick URUBURU	SR	46.31 OT	2/27/15	1.25	0.58	1.83
▶ 400m	29	Eric FUTCH	SR	46.69	2/12/16	0.075	0.07	0.14
▶ 800m	2	Andres ARROYO	SR	1:46.20	2/26/16	18	1.67	19.67
▶ H60m	8	Yanick HART	SR	7.71	2/26/16	8	0.99	8.99
▶ 4x400	2			3:04.02	2/26/16	18	2.09	20.09
▶ LJ	2	KeAndre BATES	JR	8.02m 26-3½	3/13/15	18	2.41	20.41
Team Total							181.92	

2



Oregon

Mountain Pacific Sports Federation

unch

Event	Scrd As	Athlete	Yr	Scored Mark	Date	Pl. Pts.	Bonus	TOTAL
Scored bests come from CURRENT season								
▶ 60m	10	Kyree KING	SR	6.62	1/27/17	6	0.53	6.53
▶ 60m	37	Damarcus SIMPSON	JR	6.69	1/27/17		0.07	0.07
▶ 200m	11	Marcus CHAMBERS	SR	20.78	1/27/17	5	0.58	5.58
▶ 200m	34	Kyree KING	SR	21.02	1/27/17	0.015	0.06	0.07
▶ 400m	26	Marcus CHAMBERS	SR	46.62	1/27/17	0.15	0.15	0.30
▶ PV	19	Cole WALSH	SR	5.40m 17-8½	1/14/17	0.8	0.18	0.98
▶ LJ	3	Damarcus SIMPSON	JR	8.01m 26-3½	1/27/17	16	2.30	18.30
Scored bests come from PRE-SEASON DATA								
▶ Mile	4	Blake HANEY	JR	3:56.36	2/20/16	14	1.17	15.17
▶ Mile	6	Edward CHESEREK	SR	3:56.43	2/14/15	D	10	1.14
▶ Mile	13	Sam PRAKEL	SR	3:57.95 OT	2/12/16	3	0.57	3.57
▶ 3000m	1	Edward CHESEREK	SR	7:40.51	2/20/16	20	3.14	23.14
▶ 3000m	10	Matthew MATON	SO	7:53.16 OT	2/26/16	6	0.61	6.61
▶ 5000m	1	Edward CHESEREK	SR	13:35.86 OT	2/12/16	20	2.27	22.27
▶ DMR	4			9:27.27	3/12/16	14	1.45	15.45
▶ LJ	25	Nate MOORE	JR	7.67m 25-2	2/12/16	0.2	0.00	0.20
▶ TJ	8	Nate MOORE	JR	16.31m 53-6¼	3/12/16	8	0.96	8.96
▶ HEPT	12	Mitch MODIN	SR	5,713 OT	2/26/16	4	0.42	4.42
Team Total							134.77	

"Scrd As", short for "Scored As", Standing used for place points portion of performance's score combining preseason data (when applied) to current season data

Numbers in BLACK are both the performance's actual NCAA rank AND "scored as" rank Numbers in RED indicate actual NCAA rank does not exist or is worse than "scored as" rank Numbers in BLUE indicate actual NCAA rank is better than "scored as" rank

USTFCCCA Non-Member

Non-Member Schools Will NOT be ranked, beginning Week 2



# USTFCCCA NCAA Division I National Team Computer Rankings

## 2017 Indoor Track & Field, Week #3

as of 2/6/2017 11:58:38 AM

Only those who score >0.01 pts are shown  
D denotes multiple-event rule in affect

### MEN

3



LSU

Southeastern Conference

unch

Event	Scrd As	Athlete	Yr	Scored Mark	Date	Pl. Pts.	Bonus	TOTAL
Scored bests come from CURRENT season								
WT	1	Johnnie JACKSON	SR	23.56m	77-3½	1/21/17	20 3.62	23.62
Scored bests come from PRE-SEASON DATA								
60m	12	Donte JACKSON	SO	6.63		2/26/16	4 0.44	4.44
60m	21	Nethaneel MITCHELL-BLAKE	SR	6.65		2/19/16	0.6 0.27	0.87
60m	28	Tremayne ACY	SR	6.67c	(6.63A)	2/7/15	0.1 0.16	0.26
200m	2	Nethaneel MITCHELL-BLAKE	SR	20.51		2/26/16	18 1.72	19.72
200m	17	Tremayne ACY	SR	20.85		1/31/15	1 0.39	1.39
200m	31	Tinashe MUTANGA	SR	20.98		2/26/16	0.04 0.11	0.15
400m	1	Michael CHERRY	SR	45.61		2/26/16	20 1.98	21.98
400m	3	Lamar BRUTON	SR	45.76 OT		2/28/15	16 1.66	17.66
800m	15	Blair HENDERSON	SR	1:47.85 OT		2/12/16	1.5 0.46	1.96
4x400	4			3:04.28		3/12/16	14 1.93	15.93
DMR	25			9:35.90 OT		2/20/16	0 0.02	0.02
Team Total								108.02

4



Virginia

Atlantic Coast Conference

▲ 8

Event	Scrd As	Athlete	Yr	Scored Mark	Date	Pl. Pts.	Bonus	TOTAL
Scored bests come from CURRENT season								
5000m	5	Zach HERRIOTT	SR	13:45.37	2/3/17	12 1.13		13.13
5000m	15	Chase WEAVERLING	SO	13:54.39	2/3/17	1.5 0.42		1.92
5000m	17	Brent DEMAREST	JR	13:56.03	2/3/17	1 0.32		1.32
TJ	6	Jordan SCOTT	FR	16.36m	53-8½	2/3/17	10 1.11	11.11
WT	27	Hilmar ORN JONSSON	SO	20.71m	67-11½	1/21/17	0.125 0.00	0.13
Scored bests come from PRE-SEASON DATA								
Mile	22	Henry WYNNE	SR	3:58.74		1/29/16	0.5 0.34	0.84
3000m	12	Henry WYNNE	SR	7:53.89		2/12/16	4 0.50	4.50
DMR	8			9:27.89cAf (9:35.60)		2/20/16	6 1.32	7.32
SP	1	Filip MIHALJEVIC	JR	20.87m	68-5½	3/18/16	20 5.37	25.37
SP	13	Jordan YOUNG	SR	19.15m19.15m	62-10	2/13/15	3 0.39	3.39
SP	24	Oghenakpobo EFEKORO	SO	18.82m	61-9	2/5/16	0.3 0.00	0.30
WT	4	Jordan YOUNG	SR	22.92m22.92m	75-2½	2/26/15	14 2.32	16.32
Team Total								85.64

5



Arkansas

Southeastern Conference

▼ 1

Event	Scrd As	Athlete	Yr	Scored Mark	Date	Pl. Pts.	Bonus	TOTAL
Scored bests come from CURRENT season								
200m	8	Josh WASHINGTON	SR	20.71		1/27/17	8 0.87	8.87
200m	20	Obi IGBOKWE	SO	20.87		1/13/17	0.7 0.33	1.03
200m	37	Roy EJIAKUEKWU	SO	21.03		1/27/17		0.04
H60m	18	Davon ANDERSON	JR	7.80		1/27/17	0.9 0.25	1.15
TJ	3	Clive PULLEN	SR	16.66m	54-8	1/13/17	16 2.22	18.22
HEPT	23	Derek JACOBUS	JR	5,588		1/27/17	0.4 0.00	0.40
HEPT	26	Gabe MOORE	SO	5,512		1/27/17	0.15 0.00	0.15
Scored bests come from PRE-SEASON DATA								
60m	5	Kenzo COTTON	JR	6.56		3/11/16	12 1.17	13.17
200m	7	Kenzo COTTON	JR	20.66		2/26/16	9 1.08	10.08
200m	33	Kevin HARRIS	RS16	21.0021.00		2/27/15	0.02 0.08	0.10
400m	15	Obi IGBOKWE	SO	46.29		2/26/16	1.5 0.60	2.10
400m	24	Eric JANISE	SR	46.57		3/1/14	0.3 0.22	0.52
400m	34	Jamarco STEPHEN	JR	46.75		2/12/16	0.015 0.03	0.04
800m	12	Carlton ORANGE	SO	1:47.38		1/29/16	4 0.71	4.71
3000m	20	Alex GEORGE	JR	7:55.51 OT		2/12/16	0.7 0.29	0.99
4x400	7			3:05.35		2/12/16	8 1.27	9.27
HJ	16	Ken LEGASSEY	SR	2.19m	7-2½	2/12/16	1.25 0.30	1.55
LJ	7	Andreas TRAJKOVSKI	SR	7.87m	25-10	2/26/16	9 0.94	9.94
LJ	20	Travonn WHITE	JR	7.73m	25-4½	2/12/16	0.7 0.11	0.81
HEPT	17	Brad CULP	SR	5,651		2/26/16	1 0.20	1.20
Team Total								84.36

"Scrd As", short for "Scored As", Standing used for place points portion of performance's score combining preseason data (when applied) to current season data

Numbers in BLACK are both the performance's actual NCAA rank AND "scored as" rank Numbers in RED indicate actual NCAA rank does not exist or is worse than "scored as" rank Numbers in BLUE indicate actual NCAA rank is better than "scored as" rank

USTFCCCA Non-Member

Non-Member Schools Will NOT be ranked, beginning Week 2



# USTFCCCA NCAA Division I National Team Computer Rankings

as of 2/6/2017 11:58:40 AM

## 2017 Indoor Track & Field, Week #3

Only those who score >0.01 pts are shown  
D denotes multiple-event rule in affect

### MEN

6



**Texas A&M**

Southeastern Conference

▼ 1

Event	Scrd As	Athlete	Yr	Scored Mark	Date	Pl. Pts.	Bonus	TOTAL
Scored bests come from CURRENT season								
200m	4	Fred KERLEY	SR	20.58	1/27/17	14	1.42	15.42
400m	6	Mylik KERLEY	JR	46.09	1/27/17	10	0.97	10.97
800m	32	Devin DIXON	FR	1:48.76	2/3/17	0.03	0.07	0.10
4x400	1	Kerley, Rose, Dixon, Kerley		3:02.52	1/27/17	20	3.04	23.04
HEPT	8	Lindon VICTOR	SR	5,805	1/27/17	8	0.95	8.95
Scored bests come from PRE-SEASON DATA								
400m	22	Fred KERLEY	SR	46.48	1/29/16	0.5	0.34	0.84
400m	23	Eric AGE	SO	46.50	2/26/16	0.4	0.32	0.72
DMR	24			9:35.62	1/29/16	0	0.04	0.04
PV	6	Audie WYATT	JR	5.51m 18-1	2/26/16	10	1.10	11.10
PV	11	Jacob WOOTEN	SO	5.46m 17-11	2/5/16	5	0.57	5.57
PV	34	Carl JOHANSSON	JR	5.28m 17-3½	5/27/16	0.015	0.00	0.01
LJ	12	Will WILLIAMS	JR	7.85m 25-9½	1/23/16	4	0.79	4.79
TJ	25	Jeffrey PROTHRO	SR	15.89m 52-1½	2/26/16	0.2	0.10	0.30
WT	31	Austin COOK	RS16	20.60m20.60m7-7	2/6/15	0.04	0.00	0.04
Team Total								81.91

7



**Georgia**

Southeastern Conference

▼ 1

Event	Scrd As	Athlete	Yr	Scored Mark	Date	Pl. Pts.	Bonus	TOTAL
Scored bests come from CURRENT season								
200m	30	Kendal WILLIAMS	SO	20.97	1/27/17	0.05	0.12	0.17
HJ	6	Darius CARBIN	FR	2.22m 7-3¼	1/27/17	10	1.06	11.06
HJ	10	Keenon LAINE	SO	2.20m 7-2½	1/7/17	6	0.56	6.56
WT	6	Alex POURSANIDIS	SR	22.11m 72-6½	1/21/17	10	1.10	11.10
HEPT	5	Devon WILLIAMS	SR	5,881	1/27/17	12	1.48	13.48
Scored bests come from PRE-SEASON DATA								
60m	5	Kendal WILLIAMS	RS16	6.566.56	2/26/15	12	1.17	13.17
60m	14	Cejhae GREENE	RS16	6.646.64	2/26/15	2	0.36	2.36
H60m	26	Devon WILLIAMS	SR	7.85	1/29/16	0.15	0.04	0.19
4x400	16			3:07.47	2/26/16	0.6	0.26	0.86
SP	8	Denzel COMENENTIA	SO	19.29m 63-3½	3/12/16	8	0.70	8.70
HEPT	6	Karl SALURI	JR	5,856	3/12/16	10	1.31	11.31
Team Total								78.96

8



**Southern California**

Mountain Pacific Sports Federation

unch

Event	Scrd As	Athlete	Yr	Scored Mark	Date	Pl. Pts.	Bonus	TOTAL
Scored bests come from CURRENT season								
60m	40	Just'N THYMES	SR	6.70	1/20/17		0.03	0.03
200m	15	Michael NORMAN	FR	20.83cA 20.76	2/3/17	1.5	0.44	1.94
200m	41	Zyaire CLEMES	SO	21.04cA 20.97	2/3/17		0.03	0.03
H60m	10	Marquis MORRIS	JR	7.73	1/27/17	6	0.81	6.81
4x400	8	Morgan Jr, Thymes, Cledes, Norman		3:06.01cA 3:05.57	2/3/17	6	0.86	6.86
SP	21	Nathan BULTMAN	SO	18.85m 61-10½	2/3/17	0.6	0.00	0.60
Scored bests come from PRE-SEASON DATA								
400m	21	Ricky MORGAN JR	JR	46.45 OT	2/26/16	0.6	0.38	0.98
400m	31	Zyaire CLEMES	SO	46.74 OT	2/26/16	0.04	0.03	0.07
800m	16	Robert FORD	JR	1:47.88 OT	2/26/16	1.25	0.44	1.69
HJ	2	Randall CUNNINGHAM	JR	2.26m 7-5	1/22/16	18	2.47	20.47
LJ	12	Eric SLOAN	SR	7.85m 25-9½	1/22/16	4	0.79	4.79
LJ	30	Adoree JACKSON	JR	7.66m 25-1½	2/26/16	0.05	0.00	0.05
TJ	1	Eric SLOAN	SR	17.03m 55-10½	2/12/16	20	3.82	23.82
SP	7	Nicholas PONZIO	JR	19.43m 63-9	1/16/16	9	1.01	10.01
SP	26	Matthew KATNIK	SO	18.71m 61-4½	2/26/16	0.15	0.00	0.15
Team Total								78.31

"Scrd As", short for "Scored As", Standing used for place points portion of performance's score combining preseason data (when applied) to current season data

Numbers in BLACK are both the performance's actual NCAA rank AND "scored as" rank Numbers in RED indicate actual NCAA rank does not exist or is worse than "scored as" rank Numbers in BLUE indicate actual NCAA rank is better than "scored as" rank

USTFCCCA Non-Member

Non-Member Schools Will NOT be ranked, beginning Week 2



## 2017 Indoor Track &amp; Field, Week #3

Only those who score >0.01 pts are shown  
D denotes multiple-event rule in affect

## MEN

9



Syracuse

Atlantic Coast Conference

▼ 2

Event	Scrd As	Athlete	Yr	Scored Mark	Date	Pl. Pts.	Bonus	TOTAL
Scored bests come from CURRENT season								
60m	31	Winston LEE	SR	6.68	2/3/17	0.04	0.12	0.16
Mile	10	Adam PALAMAR	SR	3:57.39	1/27/17	6	0.78	6.78
3000m	28	Iliass AOUANI	SO	7:57.67	1/27/17	0.1	0.12	0.22
H60m	33	David GILSTRAP	JR	7.87	1/13/17	0.02	0.00	0.02
Scored bests come from PRE-SEASON DATA								
Mile	7	Justyn KNIGHT	SO	3:56.87	1/29/16	D 9	0.97	2.97
Mile	19	Joel HUBBARD	SR	3:58.43	2/12/16	0.8	0.42	1.22
3000m	3	Justyn KNIGHT	SO	7:48.71 OT	2/12/16	16	1.49	17.49
3000m	13	Adam VISOKAY	SR	7:54.24	2/12/16	3	0.45	3.45
3000m	14	Colin BENNIE	JR	7:54.39	1/29/16	2	0.43	2.43
5000m	4	Colin BENNIE	JR	13:38.81 OT	2/12/16	14	1.91	15.91
5000m	27	Philo GERMANO	JR	14:00.47	1/29/16	0.125	0.15	0.28
5000m	30	Justyn KNIGHT	SO	14:01.70	2/25/16	0.05	0.11	0.16
5000m	33	Kevyn HOYOS	SR	14:04.56	1/29/16	0.02	0.00	0.02
H60m	4	Freddie CRITTENDEN III	SR	7.64	3/12/16	14	1.91	15.91
H60m	29	Richard FLOYD	SO	7.86	2/25/16	0.075	0.00	0.08
Team Total								67.09

10



Colorado State

Mountain West Conference

unch

Event	Scrd As	Athlete	Yr	Scored Mark	Date	Pl. Pts.	Bonus	TOTAL
Scored bests come from CURRENT season								
Mile	8	Cole ROCKHOLD	SO	3:57.19cA 4:03.12	2/2/17	8	0.85	8.85
HEPT	3	Hunter PRICE	JR	5,945	12/8/16	16	2.13	18.13
HEPT	28	Nick KRAVEC	JR	5,508	12/8/16	0.1	0.00	0.10
Scored bests come from PRE-SEASON DATA								
3000m	9	Jefferson ABBEY	SR	7:51.38 OT	2/12/16	7	0.96	7.96
3000m	27	Jerrell MOCK	SR	7:57.61c (8:09.67)	1/30/16	0.125	0.12	0.25
5000m	6	Jerrell MOCK	SR	13:46.22 OT	2/12/16	10	1.06	11.06
SP	2	Mostafa HASSAN	JR	20.01m 65-7%	12/9/16	18	2.56	20.56
Team Total								66.91

11



Alabama

Southeastern Conference

▼ 2

Event	Scrd As	Athlete	Yr	Scored Mark	Date	Pl. Pts.	Bonus	TOTAL
Scored bests come from CURRENT season								
200m	3	Jereem RICHARDS	JR	20.57	1/21/17	16	1.47	17.47
400m	18	Jereem RICHARDS	JR	46.37	1/27/17	0.9	0.49	1.39
H60m	23	Ruebin WALTERS	JR	7.83	1/27/17	0.4	0.12	0.52
4x400	19	Gayle, Bowden, Lahbi, Richards		3:07.67	1/27/17	0.3	0.18	0.48
PV	26	Will HERRSCHER	SO	5.36m 17-7	1/27/17	0.15	0.00	0.15
WT	5	Daniel HAUGH	JR	22.46m 73-8%	1/13/17	12	1.59	13.59
Scored bests come from PRE-SEASON DATA								
800m	23	Jacopo LAHBI	SR	1:48.28 OT	1/24/15	0.4	0.23	0.63
H60m	20	Angelo GOSS	SR	7.81	1/29/16	0.7	0.21	0.91
TJ	2	Jeremiah GREEN	SR	16.68m 54-8%	2/12/16	18	2.30	20.30
SP	9	Kyle FELPEL	SR	19.23m 63-1%	3/1/14	7	0.57	7.57
WT	14	Elias HAKANSSON	SR	21.54mA 70-8	3/14/14	2	0.39	2.39
Team Total								65.40

12



Texas Tech

Big 12 Conference

▲ 2

Event	Scrd As	Athlete	Yr	Scored Mark	Date	Pl. Pts.	Bonus	TOTAL
Scored bests come from CURRENT season								
60m	31	Andrew HUDSON	SO	6.68	1/13/17	0.04	0.12	0.16
200m	14	Andrew HUDSON	SO	20.80	1/13/17	2	0.53	2.53
HJ	10	Charles BROWN	SO	2.20m 7-2%	2/3/17	6	0.56	6.56
LJ	14	Charles BROWN	SO	7.81m 25-7%	1/21/17	2	0.48	2.48
LJ	22	Justin HALL	FR	7.71m 25-3%	1/21/17	0.5	0.03	0.53
TJ	31	Charles BROWN	SO	15.80m 51-10	2/3/17	0.04	0.00	0.04
Scored bests come from PRE-SEASON DATA								
400m	9	Kyle COLLINS	SR	46.24 OT	2/26/16	7	0.67	7.67
400m	27	Steven CHAMPLIN	JR	46.67 OT	2/28/15	0.125	0.08	0.21
800m	35	Charles JONES	JR	1:48.79	2/12/16	0.01	0.07	0.08
5000m	2	Benard KETER	SR	13:37.00	3/7/15	18	2.13	20.13
4x400	6			3:04.98	2/12/16	10	1.50	11.50
HJ	5	Trey CULVER	JR	2.23m 7-3%	3/11/16	12	1.34	13.34
PV	31	Brandon BRAY	SO	5.31m 17-5	1/23/16	0.04	0.00	0.04
Team Total								65.26

"Scrd As", short for "Scored As", Standing used for place points portion of performance's score combining preseason data (when applied) to current season data

Numbers in BLACK are both the performance's actual NCAA rank AND "scored as" rank Numbers in RED indicate actual NCAA rank does not exist or is worse than "scored as" rank Numbers in BLUE indicate actual NCAA rank is better than "scored as" rank

USTFCCCA Non-Member

Non-Member Schools Will NOT be ranked, beginning Week 2



## 2017 Indoor Track &amp; Field, Week #3

Only those who score >0.01 pts are shown  
D denotes multiple-event rule in affect

## MEN

13



Stanford

Mountain Pacific Sports Federation

unch

Event	Scrd As	Athlete	Yr	Scored Mark	Date	Pl. Pts.	Bonus	TOTAL
Scored bests come from CURRENT season								
Mile	30	Jack KEELAN	JR	3:59.62	1/27/17	0.05	0.13	0.18
PV	19	Harrison WILLIAMS	JR	5.40m	1/14/17	0.8	0.18	0.98
Scored bests come from PRE-SEASON DATA								
Mile	1	Sean MCGORTY	JR	3:53.95 OT	2/26/16	20	2.09	22.09
Mile	28	Thomas COYLE	SR	3:59.32 OT	2/27/15	0.1	0.20	0.30
3000m	4	Sean MCGORTY	JR	7:48.79 OT	2/12/16	D 14	1.47	3.47
5000m	28	Steven FAHY	SO	14:00.93 OT	2/12/16	0.1	0.14	0.24
5000m	34	Sam WHARTON	JR	14:04.85 OT	2/27/15	0.015	0.00	0.01
DMR	4			9:27.27	1/29/16	14	1.45	15.45
PV	25	Dylan DUVIO	JR	5.38m	5/27/16	0.2	0.07	0.27
HEPT	4	Harrison WILLIAMS	JR	5,937	3/12/16	14	2.05	16.05
Team Total								59.04

14



Tennessee

Southeastern Conference

▲ 1

Event	Scrd As	Athlete	Yr	Scored Mark	Date	Pl. Pts.	Bonus	TOTAL
Scored bests come from CURRENT season								
60m	2	Christian COLEMAN	JR	6.51	2/3/17	18	1.83	19.83
60m	14	Mustaqeem WILLIAMS	SO	6.64	1/13/17	2	0.36	2.36
200m	1	Christian COLEMAN	JR	20.49	1/27/17	20	1.81	21.81
200m	18	Mustaqeem WILLIAMS	SO	20.86	1/27/17	0.9	0.36	1.26
Scored bests come from PRE-SEASON DATA								
400m	10	Nathan STROTHER	JR	46.25	2/12/16	6	0.66	6.66
4x400	9			3:06.29	3/12/16	5	0.74	5.74
Team Total								57.66

15



Texas

Big 12 Conference

▲ 1

Event	Scrd As	Athlete	Yr	Scored Mark	Date	Pl. Pts.	Bonus	TOTAL
Scored bests come from CURRENT season								
H60m	16	Spencer DUNKERLEY-OFFOR	JR	7.78	1/20/17	1.25	0.37	1.62
PV	19	Barrett POTH	SO	5.40m	17-8% 2/3/17	0.8	0.18	0.98
LJ	18	Steffin MCCARTER	SO	7.77m	25-6 1/13/17	0.9	0.26	1.16
WT	33	Alan ZAPALAC	JR	20.55m	67-5% 2/3/17	0.02	0.00	0.02
Scored bests come from PRE-SEASON DATA								
60m	7	Senoj-Jay GIVANS	SR	6.57	3/13/15	9	1.04	10.04
200m	13	Aldrich BAILEY JR.	SR	20.79c (20.66)	3/14/14	D 3	0.55	2.55
200m	28	Senoj-Jay GIVANS	SR	20.9520.95	2/27/15	0.1	0.15	0.25
400m	7	Aldrich BAILEY JR.	SR	46.11 OT	2/26/16	9	0.93	9.93
400m	14	Byron ROBINSON	SR	46.27	2/12/16	2	0.63	2.63
4x400	5			3:04.41	2/12/16	12	1.85	13.85
TJ	25	Nick PHYNN	SR	15.89m	52-1% 2/14/15	0.2	0.10	0.30
HEPT	10	Steele WASIK	JR	5,783 OT	2/26/16	6	0.80	6.80
HEPT	11	Wolf MAHLER	SR	5,747	3/14/15	5	0.54	5.54
Team Total								55.68

16



Kansas

Big 12 Conference

▼ 5

Event	Scrd As	Athlete	Yr	Scored Mark	Date	Pl. Pts.	Bonus	TOTAL
Scored bests come from CURRENT season								
800m	17	Strymar LIVINGSTON	SR	1:47.95 OT	1/20/17	1	0.40	1.40
4x400	21	Henry, Daniels, Livingston, Hartley		3:07.82	2/3/17	0.1	0.12	0.22
PV	5	Jake ALBRIGHT	SR	5.54m	18-2 1/20/17	12	1.41	13.41
PV	14	Paulo BENAVIDES	SO	5.45m	17-10% 1/14/17	2	0.47	2.47
PV	16	Nick MEYER	SR	5.44m	17-10% 1/20/17	1.25	0.39	1.64
PV	28	Nick MAESTRETTI	SR	5.35m	17-6% 1/14/17	0.1	0.00	0.10
TJ	16	Barden ADAMS	JR	16.00m	52-6 1/20/17	1.25	0.27	1.52
SP	4	Nicolai CEBAN	JR	19.85m	65-1% 1/26/17	14	2.04	16.04
WT	3	Gleb DUDAREV	FR	23.00m	75-5% 1/26/17	16	2.48	18.48
Team Total								55.28

"Scrd As", short for "Scored As", Standing used for place points portion of performance's score combining preseason data (when applied) to current season data

Numbers in BLACK are both the performance's actual NCAA rank AND "scored as" rank Numbers in RED indicate actual NCAA rank does not exist or is worse than "scored as" rank Numbers in BLUE indicate actual NCAA rank is better than "scored as" rank

USTFCCCA Non-Member

Non-Member Schools Will NOT be ranked, beginning Week 2



## 2017 Indoor Track &amp; Field, Week #3

Only those who score >0.01 pts are shown  
D denotes multiple-event rule in affect

## MEN

17



Colorado

▲ 68

Mountain Pacific Sports Federation

Event	Scrd As	Athlete	Yr	Scored Mark	Date	Pl. Pts.	Bonus	TOTAL
Scored bests come from CURRENT season								
▶ Mile	2	Ben SAAREL	SR	3:55.60cA	4:01.49	2/2/17	18 1.46	19.46
▶ Mile	3	Joe KLECKER	SO	3:55.82cA	4:01.72	2/2/17	16 1.37	17.37
▶ Mile	4	Zach PERRIN	JR	3:56.36cA	4:02.27	2/2/17	14 1.17	15.17
Scored bests come from PRE-SEASON DATA								
▶ 5000m	14	John DRESSSEL	SO	13:53.77 OT	2/26/16	2 0.46		2.46
Team Total								54.46

18



Virginia Tech

▼ 1

Atlantic Coast Conference

Event	Scrd As	Athlete	Yr	Scored Mark	Date	Pl. Pts.	Bonus	TOTAL
Scored bests come from CURRENT season								
▶ 800m	34	Patrick JOSEPH	JR	1:48.78cf	1:50.33	2/3/17	0.015 0.07	0.08
▶ Mile	15	Neil GOURLEY	JR	3:58.11cf	4:01.14	2/3/17	1.5 0.51	2.01
▶ PV	6	Deakin VOLZ	SO	5.51m	18-1	1/19/17	10 1.10	11.10
Scored bests come from PRE-SEASON DATA								
▶ 800m	8	Drew PIAZZA	SR	1:47.28	1/29/16	8 0.78		8.78
▶ 800m	20	Neil GOURLEY	JR	1:48.10	2/25/16	0.7 0.32		1.02
▶ DMR	13			9:30.65cAf (9:38.40)	2/20/16	0.9 0.75		1.65
▶ PV	1	Torben LAIDIG	JR	5.62m	18-5½	2/5/16	20 2.63	22.63
Team Total								47.27

19



UTEP

▲ 13

Conference USA

Event	Scrd As	Athlete	Yr	Scored Mark	Date	Pl. Pts.	Bonus	TOTAL
Scored bests come from CURRENT season								
▶ 800m	1	Emmanuel KORIR	FR	1:46.15cA	1:46.75	2/3/17	20 1.71	21.71
▶ 800m	4	Michael SARUNI	FR	1:46.30cA	1:46.90	2/3/17	14 1.59	15.59
▶ Mile	9	Jonah KOECH	SO	3:57.30cA	4:02.59	2/3/17	7 0.81	7.81
Team Total								45.11

20



Oklahoma State

▼ 2

Big 12 Conference

Event	Scrd As	Athlete	Yr	Scored Mark	Date	Pl. Pts.	Bonus	TOTAL
Scored bests come from CURRENT season								
▶ 60m	40	Malik GIVENS	SO	6.70	1/13/17		0.03	0.03
Scored bests come from PRE-SEASON DATA								
▶ 60m	3	John TEETERS	SR	6.52	2/13/15	16 1.70		17.70
▶ 200m	18	John TEETERS	SR	20.86 OT	2/28/15	0.9 0.36		1.26
▶ 800m	26	Tre'Tez KINNAIRD	SR	1:48.51 OT	2/26/16	0.15 0.14		0.29
▶ Mile	18	Joshua THOMPSON	JR	3:58.33 OT	2/12/16	0.9 0.44		1.34
▶ Mile	27	Matthew FAYERS	SR	3:59.25 OT	2/12/16	0.125 0.21		0.34
▶ DMR	1			9:26.60 OT	2/20/16	20 1.59		21.59
Team Total								42.55

21



Washington

▼ 1

Mountain Pacific Sports Federation

Event	Scrd As	Athlete	Yr	Scored Mark	Date	Pl. Pts.	Bonus	TOTAL
Scored bests come from CURRENT season								
▶ Mile	23	Colby GILBERT	JR	3:58.96 OT	1/14/17	0.4 0.29		0.69
▶ 3000m	2	Colby GILBERT	JR	7:45.71 OT	1/27/17	18 2.09		20.09
Scored bests come from PRE-SEASON DATA								
▶ DMR	2			9:27.19 OT	2/20/16	18 1.47		19.47
Team Total								40.24

"Scrd As", short for "Scored As", Standing used for place points portion of performance's score combining preseason data (when applied) to current season data

Numbers in BLACK are both the performance's actual NCAA rank AND "scored as" rank Numbers in RED indicate actual NCAA rank does not exist or is worse than "scored as" rank Numbers in BLUE indicate actual NCAA rank is better than "scored as" rank

USTFCCCA Non-Member

Non-Member Schools Will NOT be ranked, beginning Week 2





## USTFCCCA NCAA Division I National Team Computer Rankings

as of 2/6/2017 11:58:41 AM

## 2017 Indoor Track &amp; Field, Week #3

Only those who score >0.01 pts are shown  
D denotes multiple-event rule in affect

## MEN

22



Michigan

Big Ten Conference

▼ 3

Event	Scrd As	Athlete	Yr	Scored Mark	Date	Pl. Pts.	Bonus	TOTAL	
Scored bests come from CURRENT season									
▶ 200m	42	Taylor MCLAUGHLIN	SO	21.05	1/27/17		0.01	0.01	
▶ Mile	14	Ned WILLIG	SR	3:58.09	1/27/17	2	0.52	2.52	
▶ Mile	26	William SHEERAN	SR	3:59.15	1/27/17	0.15	0.24	0.39	
▶ Mile	29	Connor MORA	JR	3:59.36	1/27/17	0.075	0.19	0.26	
▶ 3000m	26	Aaron BAUMGARTEN	JR	7:57.32	1/27/17	0.15	0.14	0.29	
▶ WT	7	Joseph ELLIS	SO	22.02m	72-3	1/21/17	9	0.98	
▶ WT	24	Grant CARTWRIGHT	JR	20.99m	68-10½	2/3/17	0.3	0.00	
▶ HEPT	7	Steven BASTIEN	SR	5,843 OT	2/3/17	9	1.22	10.22	
Scored bests come from PRE-SEASON DATA									
▶ 400m	19	Taylor MCLAUGHLIN	SO	46.42 OT	2/26/16	0.8	0.43	1.23	
▶ 800m	25	Brennan MUNLEY	JR	1:48.38 OT	2/26/16	0.2	0.18	0.38	
▶ 5000m	31	Ben FLANAGAN	JR	14:02.91 OT	2/12/16	0.04	0.06	0.10	
▶ 5000m	32	Micah BELLER	JR	14:03.45 OT	2/12/16	0.03	0.04	0.07	
▶ DMR	6			9:27.67 OT	2/20/16	10	1.37	11.37	
▶ SP	20	Grant CARTWRIGHT	JR	18.94m	62-1½	2/12/16	0.7	0.10	0.80
Team Total								37.91	

23



Southern Illinois

Missouri Valley Conference

unch

Event	Scrd As	Athlete	Yr	Scored Mark		Date	Pl. Pts.	Bonus	TOTAL
Scored bests come from CURRENT season									
▶ SP	3	Jared KERN	JR	19.95m	65-5½	1/27/17	16	2.37	18.37
▶ WT	17	Isaac INGRAM	JR	21.20m	69-6¾	2/3/17	1	0.15	1.15
Scored bests come from PRE-SEASON DATA									
▶ HJ	3	Kyle LANDON	SR	2.25m	7-4½	2/27/16	16	2.10	18.10
Team Total								37.61	

24



Penn State

Big Ten Conference

▼ 3

Event	Scrd As	Athlete	Yr	Scored Mark		Date	Pl. Pts.	Bonus	TOTAL
Scored bests come from CURRENT season									
▶ SP	29	Jon YOYMAN	JR	18.59m	61-0	1/27/17	0.075	0.00	0.08
▶ WT	30	Morgan SHIGO	SO	20.62m	67-8	2/3/17	0.05	0.00	0.05
Scored bests come from PRE-SEASON DATA									
▶ 60m	31	Xavier SMITH	JR	6.68		1/29/16	0.04	0.12	0.16
▶ 200m	34	Xavier SMITH	JR	21.02 OT		2/26/16	0.015	0.06	0.07
▶ 200m	34	Malik MOFFETT	JR	21.02		1/29/16	0.015	0.06	0.07
▶ 800m	3	Isaiah HARRIS	SO	1:46.24 OT		2/26/16	16	1.64	17.64
▶ 800m	37	Jordan MAKINS	JR	1:48.96 OT		2/26/16		0.02	0.02
▶ DMR	3			9:27.20		1/29/16	16	1.47	17.47
▶ HJ	22	Chisom IFEDI	SO	2.17m	7-1½	1/9/16	0.5	0.02	0.52
▶ HEPT	27	Robert CARDINA	SR	5,511 OT		3/1/14	0.125	0.00	0.13
Team Total									36.20

25



South Carolina

Southeastern Conference

▼ 1

Event	Scrd As	Athlete	Yr	Scored Mark		Date	Pl. Pts.	Bonus	TOTAL
Scored bests come from CURRENT season									
▶ 200m	11	Ncincilli TITI	JR	20.78		1/27/17	5	0.58	5.58
▶ HJ	20	Tye WILLIAMS	JR	2.18m	7-1¾	1/20/17	0.7	0.15	0.85
▶ TJ	28	Michael WAMER	SR	15.87m	52-1	1/20/17	0.1	0.07	0.17
▶ SP	10	Josh AWOTUNDE	JR	19.22m	63-¾	1/20/17	6	0.55	6.55
Scored bests come from PRE-SEASON DATA									
▶ 60m	26	David WINTERS	SR	6.66		2/26/16	0.15	0.20	0.35
▶ 200m	6	Jr, David WINTERS	SR	20.61		2/26/16	10	1.30	11.30
▶ H60m	12	Isaiah MOORE	JR	7.77		2/26/16	4	0.46	4.46
▶ H60m	12	Jussi KANERVO	RS16	7.777.77		2/27/15	4	0.46	4.46
▶ SP	15	Benjamin BONHURST	JR	19.05m	62-6	2/7/15	1.5	0.22	1.72
Team Total									35.44

"Scrd As", short for "Scored As", Standing used for place points portion of performance's score combining preseason data (when applied) to current season data

Numbers in BLACK are both the performance's actual NCAA rank AND "scored as" rank Numbers in RED indicate actual NCAA rank does not exist or is worse than "scored as" rank Numbers in BLUE indicate actual NCAA rank is better than "scored as" rank

USTFCCCA Non-Member

Non-Member Schools Will NOT be ranked, beginning Week 2



## USTFCCCA NCAA Division I National Team Computer Rankings

as of 2/6/2017 11:58:41 AM

## 2017 Indoor Track &amp; Field, Week #3

Only those who score >0.01 pts are shown  
D denotes multiple-event rule in affect

## MEN

26



Houston

American Athletic Conference

▼ 1

Event	Scrd As	Athlete	Yr	Scored Mark	Date	Pl. Pts.	Bonus	TOTAL
Scored bests come from CURRENT season								
▶ 60m	21	Mario BURKE	SO	6.65	1/21/17	0.6	0.27	0.87
▶ 60m	21	Eli HALL-THOMPSON	JR	6.65	1/21/17	0.6	0.27	0.87
▶ 200m	8	Eli HALL-THOMPSON	JR	20.71	1/21/17	8	0.87	8.87
▶ Mile	21	Brian BARRAZA	SR	3:58.66	12/10/16	0.6	0.36	0.96
▶ H60m	22	Amere LATTIN	SO	7.82	2/3/17	0.5	0.17	0.67
▶ LJ	25	Trumaine JEFFERSON	SO	7.67m	1/27/17	0.2	0.00	0.20
Scored bests come from PRE-SEASON DATA								
▶ 60m	1	Cameron BURRELL	SR	6.48	3/12/16	20	2.24	22.24
▶ SP	28	Cameron CORNELIUS	RS16	18.65m18.65m	1/9/15	0.1	0.00	0.10
▶ SP	30	Felipe VALENCIA	JR	18.58m	2/28/16	0.05	0.00	0.05
Team Total								34.83

27



Kentucky

Southeastern Conference

▲ 20

Event	Scrd As	Athlete	Yr	Scored Mark	Date	Pl. Pts.	Bonus	TOTAL
Scored bests come from CURRENT season								
▶ H60m	12	Nick ANDERSON	SR	7.77	1/20/17	4	0.46	4.46
▶ H60m	29	Daniel ROBERTS	FR	7.86	1/20/17	0.075	0.00	0.08
▶ HJ	29	Tim DUCKWORTH	JR	2.16m	7-1	2/3/17	0.075	0.08
▶ HEPT	2	Tim DUCKWORTH	JR	6,006	2/3/17	18	2.77	20.77
Scored bests come from PRE-SEASON DATA								
▶ 5000m	9	Jacob THOMSON	JR	13:49.72 OT	2/12/16	7	0.78	7.78
▶ LJ	23	Mohammed ABUBAKAR	JR	7.70m	25-3½	0.4	0.00	0.40
▶ LJ	30	Tim DUCKWORTH	JR	7.66m	25-1½	0.05	0.00	0.05
▶ SP	32	Nikolas HUFFMAN	JR	18.52m	60-9½	0.03	0.00	0.03
▶ HEPT	28	Ibn SHORT	SR	5,508	2/26/16	0.1	0.00	0.10
Team Total								33.74

28



Cornell

Ivy League

▼ 1

Event	Scrd As	Athlete	Yr	Scored Mark		Date	Pl. Pts.	Bonus	TOTAL
Scored bests come from CURRENT season									
▶ WT	2	Rudy WINKLER	SR	23.32m	76-6½	2/3/17	18	3.13	21.13
Scored bests come from PRE-SEASON DATA									
▶ Mile	17	James GOWANS	SR	3:58.24		2/12/16	1	0.46	1.46
▶ PV	9	Grant SISSERSON	SR	5.47m	17-11½	2/21/15	7	0.68	7.68
▶ HEPT	16	Austin JAMERSON	SR	5,654		1/29/16	1.25	0.21	1.46
Team Total									31.73

29



Oklahoma

Big 12 Conference

▼ 7

Event	Scrd As	Athlete	Yr	Scored Mark		Date	Pl. Pts.	Bonus	TOTAL
Scored bests come from CURRENT season									
▶ PV	28	Everette FAVOR	SR	5.35m	17-6½	1/27/17	0.1	0.00	0.10
▶ TJ	5	Hayden MCCLAIN	SR	16.38m	53-9	1/14/17	12	1.16	13.16
Scored bests come from PRE-SEASON DATA									
▶ Mile	11	Jacob BURCHAM	SR	3:57.46 OT		2/12/16	5	0.75	5.75
▶ DMR	7			9:27.70 OT		2/20/16	8	1.36	9.36
▶ HJ	29	Carl WILLIAMS	JR	2.16m	7-1	1/31/15	0.075	0.00	0.08
▶ HEPT	14	Thomas CHEVAL	JR	5,671		1/29/16	2	0.27	2.27
Team Total									30.72

30



Indiana

Big Ten Conference

unch

Event	Scrd As	Athlete	Yr	Scored Mark		Date	Pl. Pts.	Bonus	TOTAL
Scored bests come from CURRENT season									
▶ 800m	5	Daniel KUHN	JR	1:46.42	OT	2/3/17	12	1.49	13.49
▶ Mile	38	Kyle MAU	FR	4:00.37	OT	2/3/17		0.03	0.03
▶ 5000m	24	Bryce MILLAR	FR	13:59.04		12/9/16	0.3	0.21	0.51
▶ TJ	23	Eric BETHEA	SO	15.92m	52-2½	1/14/17	0.4	0.15	0.55
▶ WT	16	Andrew MILLER	JR	21.22m	69-7½	2/3/17	1.25	0.16	1.41
Scored bests come from PRE-SEASON DATA									
▶ 3000m	23	Jason CRIST	SR	7:56.98		2/12/16	0.4	0.17	0.57
▶ DMR	19			9:32.55	OT	2/20/16	0.3	0.35	0.65
▶ SP	5	Willie MORRISON	SO	19.47m	63-10½	12/9/16	12	1.10	13.10
Team Total									30.31

"Scrd As", short for "Scored As", Standing used for place points portion of performance's score combining preseason data (when applied) to current season data

Numbers in BLACK are both the performance's actual NCAA rank AND "scored as" rank Numbers in RED indicate actual NCAA rank does not exist or is worse than "scored as" rank Numbers in BLUE indicate actual NCAA rank is better than "scored as" rank

USTFCCCA Non-Member

Non-Member Schools Will NOT be ranked, beginning Week 2





## 2017 Indoor Track &amp; Field, Week #3

Only those who score >0.01 pts are shown  
D denotes multiple-event rule in affect

## MEN

31



Minnesota

Big Ten Conference

▼ 3

Event	Scrd As	Athlete	Yr	Scored Mark		Date	Pl. Pts.	Bonus	TOTAL
Scored bests come from PRE-SEASON DATA									
▶ HJ	16	Ryan LOCKARD	JR	2.19m	7-2½	2/26/16	1.25	0.30	1.55
▶ WT	13	Gian FERRETTI	SR	21.62m	70-11½	2/26/16	3	0.44	3.44
▶ HEPT	1	Luca WIELAND	JR	6,089f		12/3/16	20	3.63	23.63
Team Total								28.63	

32



Iowa

Big Ten Conference

▲ 3

Event	Scrd As	Athlete	Yr	Scored Mark		Date	Pl. Pts.	Bonus	TOTAL
Scored bests come from CURRENT season									
▶ 800m	9	Carter LILLY	JR	1:47.33	OT	2/3/17	7	0.74	7.74
▶ H60m	33	Chris DOUGLAS	SO	7.87		1/20/17	0.02	0.00	0.02
▶ 4x400	14	Ogwo, Mallett, Frye, Harris		3:07.08	OT	2/3/17	0.8	0.42	1.22
▶ LJ	9	O'Shea WILSON	SO	7.86m	25-9½	1/13/17	7	0.86	7.86
▶ SP	27	Avery MEYERS	SR	18.70m	61-4½	1/20/17	0.125	0.00	0.13
Scored bests come from PRE-SEASON DATA									
▶ 60m	40	Vinnie SAUCER	SR	6.70		2/26/16		0.03	0.03
▶ H60m	6	Aaron MALLETT	SR	7.69		2/26/16	10	1.24	11.24
▶ SP	33	Reno TUUFULI	SO	18.51m	60-8½	2/26/16	0.02	0.00	0.02
Team Total									28.26

33



Kansas State

Big 12 Conference

▼ 4

Event	Scrd As	Athlete	Yr	Scored Mark		Date	Pl. Pts.	Bonus	TOTAL
Scored bests come from CURRENT season									
▶ 200m	15	Terrell SMITH	JR	20.83cf	21.20	1/20/17	1.5	0.44	1.94
▶ SP	34	Brett NEELLY	SO	18.49m	60-8	1/20/17	0.015	0.00	0.01
▶ WT	17	Brady GRUNDER	SR	21.20m	69-6½	1/20/17	1	0.15	1.15
Scored bests come from PRE-SEASON DATA									
▶ 60m	40	Terrell SMITH	JR	6.70		2/26/16		0.03	0.03
▶ HJ	1	Christoff BRYAN	JR	2.28m	7-5½	2/14/15	20	3.22	23.22
▶ HJ	20	Miles BEARDEN	SR	2.18m	7-1½	12/12/15	0.7	0.15	0.85
▶ HJ	22	NaTron GIPSON	JR	2.17m	7-1½	1/15/16	0.5	0.02	0.52
▶ HJ	29	Thilina KARUNARATNE	JR	2.16m	7-1	5/27/16	0.075	0.00	0.08
Team Total									27.81

34



Air Force

Mountain West Conference

▲ 10

Event	Scrd As	Athlete	Yr	Scored Mark		Date	Pl. Pts.	Bonus	TOTAL
Scored bests come from CURRENT season									
▶ PV	3	Kyle PATER	SR	5.60m	18-4½	2/3/17	16	2.32	18.32
Scored bests come from PRE-SEASON DATA									
▶ 200m	22	Jamie TRIMBLE	JR	20.90c	(20.83)	2/25/16	0.5	0.25	0.75
▶ Mile	36	Matt DORSEY	SR	4:00.30 OT		2/12/16		0.04	0.04
▶ H60m	18	Jamie TRIMBLE	JR	7.80c	(7.78)	2/25/16	0.9	0.25	1.15
▶ DMR	17			9:32.19 OT		2/20/16	0.5	0.43	0.93
▶ HJ	10	Taylor SMITH	SR	2.20m	7-2½	2/25/16	6	0.56	6.56
Team Total									27.75

35



Ohio State

Big Ten Conference

▼ 9

Event	Scrd As	Athlete	Yr	Scored Mark		Date	Pl. Pts.	Bonus	TOTAL
Scored bests come from CURRENT season									
► SP	16	Nicholas DEMALINE	JR	19.04m	62-5½	1/27/17	1.25	0.21	1.46
Scored bests come from PRE-SEASON DATA									
► 200m	8	Nick GRAY	SO	20.71	OT	2/26/16	8	0.87	8.87
► H60m	5	Donovan ROBERTSON	SR	7.65		3/1/14	12	1.77	13.77
4x400	11			3:06.38	OT	2/26/16	2	0.71	2.71
► LJ	25	Zack BAZILE	JR	7.67m	25-2	2/28/15	0.2	0.00	0.20
► WT	22	Aaron ZEDELLA	SR	21.01m	68-11½	1/29/16	0.5	0.02	0.52
Team Total									27.53

36



North Carolina A&amp;T

Mid-Eastern Athletic Conference

▲ 26

Event	Scrd As	Athlete	Yr	Scored Mark		Date	Pl. Pts.	Bonus	TOTAL
Scored bests come from CURRENT season									
▶ 60m	14	Christopher BELCHER	SR	6.64		1/13/17	2	0.36	2.36
▶ H60m	2	Michael DICKSON	SO	7.63		2/3/17	18	2.04	20.04
▶ H60m	23	Todd TOWNSEND	SR	7.83		1/27/17	0.4	0.12	0.52
▶ TJ	22	Lasheon STROZIER	SO	15.93m	52-3½	1/19/17	0.5	0.16	0.66
Scored bests come from PRE-SEASON DATA									
▶ 60m	14	Maurice EADDY	SR	6.64		2/28/16	2	0.36	2.36
▶ LJ	25	Frank QUARLES	SR	7.67m	25-2	1/24/15	0.2	0.00	0.20
Team Total									26.14

"Scrd As", short for "Scored As", Standing used for place points portion of performance's score combining preseason data (when applied) to current season data

Numbers in BLACK are both the performance's actual NCAA rank AND "scored as" rank Numbers in RED indicate actual NCAA rank does not exist or is worse than "scored as" rank Numbers in BLUE indicate actual NCAA rank is better than "scored as" rank

USTFCCCA Non-Member

Non-Member Schools Will NOT be ranked, beginning Week 2



## 2017 Indoor Track &amp; Field, Week #3

Only those who score >0.01 pts are shown  
D denotes multiple-event rule in affect

## MEN

37



BYU

Mountain Pacific Sports Federation

▼ 6

Event	Scrd As	Athlete	Yr	Scored Mark	Date	Pl. Pts.	Bonus	TOTAL
Scored bests come from CURRENT season								
3000m	5	Clayton YOUNG	SO	7:49.76 OT	1/27/17	12	1.28	13.28
3000m	34	Rory LINKLETTER	SO	7:58.81 OT	1/27/17	0.015	0.05	0.06
3000m	35	Jonathan HARPER	JR	7:59.17 OT	1/27/17	0.01	0.03	0.04
Scored bests come from PRE-SEASON DATA								
5000m	12	Rory LINKLETTER	SO	13:52.74 OT	2/26/16	4	0.54	4.54
4x400	20			3:07.68 OT	2/26/16	0.2	0.18	0.38
DMR	22			9:33.76 OT	2/26/16	0	0.17	0.17
HJ	10	Zachary BLACKHAM	SR	2.20m 7-2½	2/26/16	6	0.56	6.56
HEPT	18	Kevin NIELSEN	JR	5,640 OT	2/26/16	0.9	0.16	1.06
Team Total								26.09

38



Baylor

Big 12 Conference

▼ 5

Event	Scrd As	Athlete	Yr	Scored Mark	Date	Pl. Pts.	Bonus	TOTAL
Scored bests come from CURRENT season								
60m	21	Maxwell WILLIS	FR	6.65	1/20/17	0.6	0.27	0.87
Scored bests come from PRE-SEASON DATA								
400m	11	Wil LONDON	SO	46.26 OT	2/26/16	5	0.65	5.65
400m	20	George CADDICK	SR	46.44 OT	2/26/16	0.7	0.40	1.10
H60m	25	Rhys PHILLIPS	SR	7.84	2/26/16	0.2	0.08	0.28
4x400	3			3:04.16 OT	2/26/16	16	2.01	18.01
Team Total								25.90

39



UCLA

Mountain Pacific Sports Federation

▼ 3

Event	Scrd As	Athlete	Yr	Scored Mark	Date	Pl. Pts.	Bonus	TOTAL
Scored bests come from CURRENT season								
200m	37	Rai BENJAMIN	SO	21.03	2/3/17		0.04	0.04
HJ	8	Michael BURKE	FR	2.21m 7-3	1/27/17	8	0.81	8.81
Scored bests come from PRE-SEASON DATA								
60m	40	Leon POWELL	JR	6.70	2/5/16		0.03	0.03
DMR	11			9:29.61 OT	2/20/16	2	0.96	2.96
SP	6	Braheme DAYS	JR	19.45m 63-9½	2/26/16	10	1.05	11.05
SP	16	Dotun OGUNDEJI	SO	19.04m 62-5½	2/12/16	1.25	0.21	1.46
Team Total								24.36

40




Arkansas State

Sun Belt Conference

▼ 3

Event	Scrd As	Athlete	Yr	Scored Mark	Date	Pl. Pts.	Bonus	TOTAL
Scored bests come from CURRENT season								
60m	10	Jaylen BACON	JR	6.62	1/13/17	6	0.53	6.53
Scored bests come from PRE-SEASON DATA								
HJ	29	Tiaan STEENKAMP	JR	2.16m 7-1	2/22/16	0.075	0.00	0.08
LJ	4	Roelf PIENAAR	SR	7.97m 26-1¾	1/31/15	14	1.84	15.84
LJ	24	Cameron ECHOLS-LUPER	SR	7.68m 25-2½	1/15/16	0.3	0.00	0.30
TJ	20	Roelf PIENAAR	SR	15.94m 52-3¾	12/6/15	0.7	0.18	0.88
Team Total								23.63

41



Southeastern Louisiana

Southland Conference

▼ 3

Event	Scrd As	Athlete	Yr	Scored Mark	Date	Pl. Pts.	Bonus	TOTAL
Scored bests come from CURRENT season								
HJ	22	Rodney RUFFIN	SO	2.17m 7-1½	2/3/17	0.5	0.02	0.52
LJ	33	Rodney RUFFIN	SO	7.62m 25-0	1/27/17	0.02	0.00	0.02
Scored bests come from PRE-SEASON DATA								
400m	17	Dontrell LYONS	SR	46.32A	1/23/16	1	0.56	1.56
PV	9	Devin KING	JR	5.47m 17-11¾	2/15/16	7	0.68	7.68
LJ	5	Steven BARZE	SR	7.92m 26-0	1/8/16	12	1.32	13.32
Team Total								23.10

42



Youngstown State

Horizon League

▲ 16

Event	Scrd As	Athlete	Yr	Scored Mark	Date	Pl. Pts.	Bonus	TOTAL
Scored bests come from CURRENT season								
H60m	1	Chad ZALLOW	SO	7.61	2/3/17	20	2.31	22.31
Team Total								22.31

"Scrd As", short for "Scored As", Standing used for place points portion of performance's score combining preseason data (when applied) to current season data

Numbers in BLACK are both the performance's actual NCAA rank AND "scored as" rank Numbers in RED indicate actual NCAA rank does not exist or is worse than "scored as" rank Numbers in BLUE indicate actual NCAA rank is better than "scored as" rank

USTFCCCA Non-Member

Non-Member Schools Will NOT be ranked, beginning Week 2



## 2017 Indoor Track &amp; Field, Week #3

Only those who score >0.01 pts are shown  
D denotes multiple-event rule in affect

## MEN

43



Wisconsin

Big Ten Conference

▼ 3

Event	Scrd As	Athlete	Yr	Scored Mark	Date	Pl. Pts.	Bonus	TOTAL
-------	---------	---------	----	-------------	------	----------	-------	-------

## Scored bests come from CURRENT season

▶ 3000m	7	Morgan MCDONALD	JR	7:51.19		2/3/17	9	1.00	10.00
▶ WT	10	Riley BUDDE	JR	21.74m	71-4	1/13/17	6	0.59	6.59
▶ HEPT	24	Brandon MORTENSEN	SR	5,574		1/27/17	0.3	0.00	0.30

## Scored bests come from PRE-SEASON DATA

▶ 60m	37	Lorenzo LARRY	SR	6.69	2/12/16		0.07	0.07	
▶ Mile	12	Morgan MCDONALD	JR	3:57.83	2/5/16	D	4	0.61	2.61
▶ 3000m	18	Malachy SCHROBILGEN	RS16	7:54.78f7:54.78(00.30)	2/20/15		0.9	0.38	1.28
▶ 5000m	22	Malachy SCHROBILGEN	RS16	13:58.8213:58.	2/27/15		0.5	0.22	0.72
▶ 5000m	29	Morgan MCDONALD	JR	14:01.23 OT	2/26/16		0.075	0.12	0.20
▶ PV	34	Jake WALLENFANG	JR	5.28m 17-3½	5/27/16		0.015	0.00	0.01
▶ SP	31	Riley BUDDE	JR	18.57m 60-11½	2/19/16		0.04	0.00	0.04
▶ HEPT	33	Trent NYTES	SO	5,475 OT	2/26/16		0.02	0.00	0.02

Team Total 21.85

44



North Dakota State

The Summit League

▼ 5

Event	Scrd As	Athlete	Yr	Scored Mark	Date	Pl. Pts.	Bonus	TOTAL
-------	---------	---------	----	-------------	------	----------	-------	-------

## Scored bests come from CURRENT season

▶ SP	11	Alex RENNER	SR	19.21m	63-¾	1/14/17	5	0.52	5.52
▶ WT	25	Payton OTTERDAHL	JR	20.89m	68-6½	1/14/17	0.2	0.00	0.20
▶ WT	34	Alex RENNER	SR	20.46m	67-1½	2/3/17	0.015	0.00	0.01

## Scored bests come from PRE-SEASON DATA

▶ 3000m	11	Jake LEINGANG	JR	7:53.82 OT	2/27/15	5	0.51	5.51
▶ 5000m	7	Jake LEINGANG	JR	13:46.41 OT	2/12/16	9	1.04	10.04

Team Total 21.29

45



South Dakota

The Summit League

▼ 3

Event	Scrd As	Athlete	Yr	Scored Mark	Date	Pl. Pts.	Bonus	TOTAL
-------	---------	---------	----	-------------	------	----------	-------	-------

## Scored bests come from CURRENT season

▶ PV	2	Chris NILSEN	FR	5.61m	18-4½	2/4/17	18	2.48	20.48
------	---	--------------	----	-------	-------	--------	----	------	-------

Team Total 20.48

46



Rutgers

Big Ten Conference

▼ 3

Event	Scrd As	Athlete	Yr	Scored Mark	Date	Pl. Pts.	Bonus	TOTAL
-------	---------	---------	----	-------------	------	----------	-------	-------

## Scored bests come from PRE-SEASON DATA

▶ 400m	2	Izaiah BROWN	SO	45.62 OT	2/26/16	18	1.96	19.96
--------	---	--------------	----	----------	---------	----	------	-------

Team Total 19.96

47



Boston University

Patriot League

▼ 1

Event	Scrd As	Athlete	Yr	Scored Mark	Date	Pl. Pts.	Bonus	TOTAL
-------	---------	---------	----	-------------	------	----------	-------	-------

## Scored bests come from CURRENT season

▶ Mile	33	Ethan HOMAN	SR	4:00.08		1/27/17	0.02	0.07	0.09
▶ TJ	13	David OLUWADARA	SR	16.07m	52-8%	2/3/17	3	0.37	3.37

## Scored bests come from PRE-SEASON DATA

▶ 200m	4	Cameron WILLIAMS	SR	20.58	2/19/16	14	1.42	15.42
▶ 800m	24	Ethan HOMAN	SR	1:48.36	1/29/16	0.3	0.18	0.48

Team Total 19.37

48



Tulsa

American Athletic Conference

▼ 3

Event	Scrd As	Athlete	Yr	Scored Mark	Date	Pl. Pts.	Bonus	TOTAL
-------	---------	---------	----	-------------	------	----------	-------	-------

## Scored bests come from PRE-SEASON DATA

▶ 3000m	19	Marc SCOTT	SR	7:55.37	1/31/15	0.8	0.31	1.11
▶ 5000m	3	Marc SCOTT	SR	13:37.34 OT	2/12/16	16	2.09	18.09

Team Total 19.20

49



Illinois

Big Ten Conference

▲ 5

Event	Scrd As	Athlete	Yr	Scored Mark	Date	Pl. Pts.	Bonus	TOTAL
-------	---------	---------	----	-------------	------	----------	-------	-------

## Scored bests come from CURRENT season

▶ H60m	12	David KENDZIERA	SR	7.77	1/27/17	4	0.46	4.46
▶ HEPT	13	Jonathan WELLS	JR	5,685	2/3/17	3	0.32	3.32

## Scored bests come from PRE-SEASON DATA

▶ 5000m	8	Dylan LAFOND	SR	13:46.72 OT	2/12/16	8	1.02	9.02
▶ HJ	16	Jonathan WELLS	JR	2.19m 7-2½	2/5/16	1.25	0.30	1.55

Team Total 18.35

"Scrd As", short for "Scored As", Standing used for place points portion of performance's score combining preseason data (when applied) to current season data

Numbers in BLACK are both the performance's actual NCAA rank AND "scored as" rank Numbers in RED indicate actual NCAA rank does not exist or is worse than "scored as" rank Numbers in BLUE indicate actual NCAA rank is better than "scored as" rank

USTFCCCA Non-Member

Non-Member Schools Will NOT be ranked, beginning Week 2



## 2017 Indoor Track &amp; Field, Week #3

Only those who score >0.01 pts are shown  
D denotes multiple-event rule in affect

## MEN

50



Eastern Michigan

Mid-American Conference

▼ 1

Event	Scrd As	Athlete	Yr	Scored Mark	Date	Pl. Pts.	Bonus	TOTAL
Scored bests come from PRE-SEASON DATA								
400m	11	Tyler BROWN	SR	46.26 OT	1/24/15	5	0.65	5.65
3000m	6	Willy FINK	SR	7:50.57cAf (7:56.04)	1/29/16	10	1.12	11.12
5000m	19	Willy FINK	SR	13:56.66 OT	12/4/15	0.8	0.30	1.10
Team Total								17.87

51



Georgetown

BIG EAST Conference

▼ 17

Event	Scrd As	Athlete	Yr	Scored Mark	Date	Pl. Pts.	Bonus	TOTAL
Scored bests come from CURRENT season								
5000m	26	Scott CARPENTER	JR	14:00.16	12/9/16	0.15	0.17	0.32
Scored bests come from PRE-SEASON DATA								
800m	13	Joseph WHITE	JR	1:47.44	1/29/16	3	0.68	3.68
Mile	16	Amos BARTELSMEYER	SR	3:58.22	2/6/16	1.25	0.47	1.72
3000m	25	Amos BARTELSMEYER	SR	7:57.28	2/12/16	0.2	0.15	0.35
5000m	11	Jonathan GREEN	JR	13:52.36 OT	2/12/16	5	0.57	5.57
DMR	9			9:28.91	2/26/16	5	1.11	6.11
Team Total								17.74

52



TCU

Big 12 Conference

▼ 1

Event	Scrd As	Athlete	Yr	Scored Mark	Date	Pl. Pts.	Bonus	TOTAL
Scored bests come from CURRENT season								
60m	40	Emeilo FERGUSON	JR	6.70	12/10/16		0.03	0.03
4x400	18	McClanahan, Andrews, Champlin, Mokaleng		3:07.63	2/3/17	0.4	0.20	0.60
TJ	20	Scotty NEWTON	JR	15.94m 52-3½	1/28/17	0.7	0.18	0.88
Scored bests come from PRE-SEASON DATA								
60m	4	Jalen MILLER	RS16	6.546.54	3/14/15	14	1.43	15.43
200m	22	Jalen MILLER	RS16	20.90f20.90cf(21.26)	1/23/15	0.5	0.25	0.75
Team Total								17.69

53



Florida State

Atlantic Coast Conference

▼ 3

Event	Scrd As	Athlete	Yr	Scored Mark	Date	Pl. Pts.	Bonus	TOTAL
Scored bests come from CURRENT season								
60m	14	Darryl HARAWAY	SO	6.64	1/27/17	2	0.36	2.36
Scored bests come from PRE-SEASON DATA								
60m	37	Edward CLARKE	SO	6.69	2/25/16		0.07	0.07
HJ	29	Ed'Ricus WILLIAMS	SR	2.16m 7-1	2/11/16	0.075	0.00	0.08
LJ	9	Keniel GRANT	SR	7.86m7.86m 25-9½	2/21/15	7	0.86	7.86
TJ	10	Montel NEVERS	JR	16.15m 53-0	2/21/16	6	0.49	6.49
Team Total								16.86

54



Cincinnati

American Athletic Conference

▲ 3

Event	Scrd As	Athlete	Yr	Scored Mark	Date	Pl. Pts.	Bonus	TOTAL
Scored bests come from CURRENT season								
PV	4	Adrian VALLES	JR	5.57m 18-3½	2/3/17	14	1.85	15.85
HEPT	22	Alex BLOOM	JR	5,604	2/3/17	0.5	0.03	0.53
Team Total								16.39

55



Wichita State

Missouri Valley Conference

▼ 3

Event	Scrd As	Athlete	Yr	Scored Mark	Date	Pl. Pts.	Bonus	TOTAL
Scored bests come from CURRENT season								
LJ	33	Hunter VEITH	JR	7.62m 25-0	1/12/17	0.02	0.00	0.02
HEPT	9	Hunter VEITH	JR	5,802	1/26/17	7	0.93	7.93
Scored bests come from PRE-SEASON DATA								
LJ	9	Jared BELARDO	SO	7.86m 25-9½	2/27/16	7	0.86	7.86
TJ	29	Jared BELARDO	SO	15.84m 51-11½	1/15/16	0.075	0.03	0.10
Team Total								15.91

"Scrd As", short for "Scored As", Standing used for place points portion of performance's score combining preseason data (when applied) to current season data

Numbers in BLACK are both the performance's actual NCAA rank AND "scored as" rank Numbers in RED indicate actual NCAA rank does not exist or is worse than "scored as" rank Numbers in BLUE indicate actual NCAA rank is better than "scored as" rank

USTFCCCA Non-Member

Non-Member Schools Will NOT be ranked, beginning Week 2



## 2017 Indoor Track &amp; Field, Week #3

Only those who score >0.01 pts are shown  
D denotes multiple-event rule in affect

MEN

56



Missouri

Southeastern Conference

unch

Event	Scrd As	Athlete	Yr	Scored Mark	Date	Pl. Pts.	Bonus	TOTAL
Scored bests come from PRE-SEASON DATA								
200m	37	Kahmari MONTGOMERY	SO	21.03	2/26/16		0.04	0.04
400m	4	Kahmari MONTGOMERY	SO	45.78	2/26/16	14	1.62	15.62
800m	38	Cain WINEBRENNER	SR	1:48.97	2/26/16		0.02	0.02
TJ	33	John WARREN	JR	15.79m	2/20/15	0.02	0.00	0.02
Team Total								15.70

57



Arizona

Mountain Pacific Sports Federation

▲ 3

Event	Scrd As	Athlete	Yr	Scored Mark	Date	Pl. Pts.	Bonus	TOTAL
Scored bests come from CURRENT season								
400m	24	Miles PARISH	SR	46.57 OT	1/20/17	0.3	0.22	0.52
HJ	8	Justice SUMMERSET	FR	2.21m	7-3	1/13/17	8	0.81
Scored bests come from PRE-SEASON DATA								
800m	19	Collins KIBET	SR	1:48.04 OT	2/26/16	0.8	0.36	1.16
SP	12	Aaron CASTLE	SR	19.17m	62-10%	2/27/15	4	0.44
Team Total								14.92

58



Western Kentucky

Conference USA

▼ 3

Event	Scrd As	Athlete	Yr	Scored Mark	Date	Pl. Pts.	Bonus	TOTAL
Scored bests come from CURRENT season								
LJ	17	Ventavius SEARS	SR	7.78m	25-6%	1/13/17	1	0.30
Scored bests come from PRE-SEASON DATA								
60m	31	Emmanuel DASOR	SR	6.68	1/15/16	0.04	0.12	0.16
200m	21	Emmanuel DASOR	SR	20.89	2/24/16	0.6	0.28	0.88
200m	32	Julius MORRIS	JR	20.99	2/24/16	0.03	0.10	0.13
400m	8	Emmanuel DASOR	SR	46.21	2/24/16	8	0.72	8.72
TJ	13	Ventavius SEARS	SR	16.07m	52-8%	1/29/16	3	0.37
SP	25	Nick DEMALINE	JR	18.80m	61-8%	2/5/16	0.2	0.00
Team Total								14.75

59



Nebraska

Big Ten Conference

▼ 11

Event	Scrd As	Athlete	Yr	Scored Mark		Date	Pl. Pts.	Bonus	TOTAL
Scored bests come from CURRENT season									
▶ TJ	13	Kaiwan CULMER	JR	16.07m	52-8%	1/21/17	3	0.37	3.37
▶ HEPT	25	Cody WALTON	JR	5,530		2/3/17	0.2	0.00	0.20
Scored bests come from PRE-SEASON DATA									
▶ 200m	27	Malcolm WHITE	JR	20.94 OT		2/26/16	0.125	0.17	0.29
▶ 400m	29	Oliver ALEXANDRE	SO	46.69 OT		2/26/16	0.075	0.07	0.14
▶ H60m	16	Antoine LLOYD	JR	7.78		1/23/16	1.25	0.37	1.62
▶ 4x400	12			3:06.47 OT		2/26/16	1	0.67	1.67
▶ HJ	16	Landon BARTEL	JR	2.19m	7-2%	2/26/16	1.25	0.30	1.55
▶ HJ	29	Grant ANDERSON	JR	2.16m	7-1	5/27/16	0.075	0.00	0.08
▶ PV	11	Steven CAHOY	SR	5.46m	17-11	2/7/15	5	0.57	5.57
Team Total									14.50

60



Ole Miss

Southeastern Conference

▼ 19

Event	Scrd As	Athlete	Yr	Scored Mark		Date	Pl. Pts.	Bonus	TOTAL
Scored bests come from CURRENT season									
▶ 3000m	17	MJ ERB	SR	7:54.77		1/27/17	1	0.39	1.39
▶ SP	23	Brian WILLIAMS	JR	18.83m	61-9%	1/13/17	0.4	0.00	0.40
▶ WT	29	Kevin CONWAY	SR	20.65m	67-9	2/3/17	0.075	0.00	0.08
Scored bests come from PRE-SEASON DATA									
▶ 800m	11	Ryan MANAHAN	SR	1:47.37		1/29/16	5	0.72	5.72
▶ 800m	14	Craig ENGELS	SR	1:47.75		1/29/16	2	0.51	2.51
▶ Mile	32	Sean TOBIN	JR	3:59.91 OT		2/15/14	0.03	0.09	0.12
▶ Mile	34	Robert DOMANIC	SR	4:00.19		1/29/16	0.015	0.06	0.07
▶ Mile	39	Ryan MANAHAN	SR	4:00.38 OT		2/12/16		0.03	0.03
▶ 3000m	16	Robert DOMANIC	SR	7:54.58 OT		2/12/16	1.25	0.41	1.66
▶ 3000m	33	Sean TOBIN	JR	7:58.75 OT		2/12/16	0.02	0.05	0.07
▶ DMR	12			9:30.48		1/29/16	1	0.78	1.78
▶ HJ	29	Branden GREENE	SR	2.16m	7-1	2/14/15	0.075	0.00	0.08
▶ WT	34	Dempsey MCGUIGAN	JR	20.46m	67-1½	2/5/16	0.015	0.00	0.01
Team Total									13.92

"Scrd As", short for "Scored As", Standing used for place points portion of performance's score combining preseason data (when applied) to current season data

Numbers in BLACK are both the performance's actual NCAA rank AND "scored as" rank Numbers in RED indicate actual NCAA rank does not exist or is worse than "scored as" rank Numbers in BLUE indicate actual NCAA rank is better than "scored as" rank

USTFCCCA Non-Member

Non-Member Schools Will NOT be ranked, beginning Week 2





## 2017 Indoor Track &amp; Field, Week #3

Only those who score >0.01 pts are shown  
D denotes multiple-event rule in affect

## MEN

61



Akron

Mid-American Conference

▲ 21

Event	Scrd As	Athlete	Yr	Scored Mark		Date	Pl. Pts.	Bonus	TOTAL
Scored bests come from CURRENT season									
▶ HJ	29	Curtis RICHARDSON	SO	2.16m	7-1	1/27/17	0.075	0.00	0.08
▶ HJ	29	Cody STINE	SO	2.16m	7-1	1/27/17	0.075	0.00	0.08
▶ PV	8	Matthew LUDWIG	SO	5.50m	18-½	2/3/17	8	0.99	8.99
▶ PV	30	Matthew ROWLAND	SR	5.34m	17-6¼	2/3/17	0.05	0.00	0.05
▶ LJ	15	Terrell MCCLAIN	JR	7.80m	25-7¼	1/20/17	1.5	0.41	1.91

## Scored bests come from PRE-SEASON DATA

▶ 4x400	17			3:07.58 OT		2/26/16	0.5	0.22	0.72
▶ TJ	17	Michael OHIEMBOR	SR	15.98m	52-5¼	1/22/16	1	0.24	1.24

Team Total 13.05

62



Oral Roberts

The Summit League

▼ 9

Event	Scrd As	Athlete	Yr	Scored Mark	Date	Pl. Pts.	Bonus	TOTAL	
Scored bests come from PRE-SEASON DATA									
▶ H60m	6	Israel NELSON	SO	7.69	1/29/16	10	1.24	11.24	
▶ PV	17	Justin ESTALA	SR	5.42m	17-9"	2/19/16	1	0.29	1.29

Team Total 12.52

63



Louisville

Atlantic Coast Conference

▲ 2

Event	Scrd As	Athlete	Yr	Scored Mark		Date	Pl. Pts.	Bonus	TOTAL
Scored bests come from CURRENT season									
▶ HJ	6	Damar ROBINSON	SR	2.22m	7-3¼	1/13/17	10	1.06	11.06
▶ HJ	22	Jerin ALLEN	JR	2.17m	7-1½	12/3/16	0.5	0.02	0.52
▶ TJ	31	Damar ROBINSON	SR	15.80m	51-10	1/21/17	0.04	0.00	0.04

Team Total 11.63

64



Middle Tennessee

Conference USA

▼ 3

Event	Scrd As	Athlete	Yr	Scored Mark		Date	Pl. Pts.	Bonus	TOTAL
Scored bests come from CURRENT season									
▶ 200m	37	Solomon AFFUL	JR	21.03		1/29/17		0.04	0.04
▶ 800m	30	Sampson LAARI	SR	1:48.68cf	1:50.23	2/3/17	0.05	0.10	0.15
▶ 3000m	21	Kigen CHEMADI	FR	7:56.41cf	8:01.95	2/3/17	0.6	0.20	0.80

## Scored bests come from PRE-SEASON DATA

800m	7	Eliud RUTTO	SR	1:46.81	3/12/16	9	1.16	10.16
DMR	21			9:33.46 OT	2/20/16	0.1	0.20	0.30
HEPT	34	Atsu NYAMADI	SR	5,465	2/24/16	0.015	0.00	0.01

Team Total 11.47

65



South Alabama

Sun Belt Conference

▼ 1

Event	Scrd As	Athlete	Yr	Scored Mark	Date	Pl. Pts.	Bonus	TOTAL	
Scored bests come from CURRENT season									
▶ 60m	8	Rafael SCOTT	JR	6.59	1/20/17	8	0.79	8.79	
Scored bests come from PRE-SEASON DATA									
▶ PV	14	Sean COLLINS	SO	5.45m	17-10%	3/11/16	2	0.47	2.47

Team Total 11.26

66



Monmouth

Metro Atlantic Athletic Conference

▼ 7

Event	Scrd As	Athlete	Yr	Scored Mark	Date	Pl. Pts.	Bonus	TOTAL
Scored bests come from PRE-SEASON DATA								
800m	6	Dylan CAPWELL	SR	1:46.70	3/14/15	10	1.26	11.26

Team Total 11.26

67



SIUE

Ohio Valley Conference

▼ 1

Event	Scrd As	Athlete	Yr	Scored Mark		Date	Pl. Pts.	Bonus	TOTAL
Scored bests come from PRE-SEASON DATA									
► LJ	6	Julian HARVEY	SR	7.89m	25-10%	2/26/16	10	1.09	11.09
► TJ	34	Julian HARVEY	SR	15.77m	51-9	2/26/16	0.015	0.00	0.01

Team Total 11.10

"Scrd As", short for "Scored As", Standing used for place points portion of performance's score combining preseason data (when applied) to current season data

Numbers in BLACK are both the performance's actual NCAA rank AND "scored as" rank Numbers in RED indicate actual NCAA rank does not exist or is worse than "scored as" rank Numbers in BLUE indicate actual NCAA rank is better than "scored as" rank

USTFCCCA Non-Member

Non-Member Schools Will NOT be ranked, beginning Week 2





## 2017 Indoor Track &amp; Field, Week #3

Only those who score >0.01 pts are shown  
D denotes multiple-event rule in affect

## MEN

68

Texas State  
Sun Belt Conference

▼ 1

Event	Scrd As	Athlete	Yr	Scored Mark	Date	Pl. Pts.	Bonus	TOTAL
Scored bests come from PRE-SEASON DATA								
LJ	7	Aaron GEORGE	SR	7.87m	25-10	2/24/15	9 0.94	9.94
TJ	19	Alvin CHIKAEZE	JR	15.95m	52-4	2/12/16	0.8 0.19	0.99
Team Total								10.93

69

Iona  
Metro Atlantic Athletic Conference

▼ 6

Event	Scrd As	Athlete	Yr	Scored Mark	Date	Pl. Pts.	Bonus	TOTAL
Scored bests come from PRE-SEASON DATA								
Mile	37	Kieran CLEMENTS	SR	4:00.36	2/8/14		0.04	0.04
3000m	28	Kieran CLEMENTS	SR	7:57.67	2/15/14	0.1	0.12	0.22
5000m	10	Gilbert KIRUI	SO	13:50.48	12/5/15	6	0.72	6.72
5000m	13	Kieran CLEMENTS	SR	13:53.34	12/5/15	3	0.50	3.50
Team Total								10.47

70

Butler  
BIG EAST Conference

▲ 21

Event	Scrd As	Athlete	Yr	Scored Mark	Date	Pl. Pts.	Bonus	TOTAL
Scored bests come from CURRENT season								
3000m	8	Erik PETERSON	SR	7:51.21 OT	2/3/17	8	0.99	8.99
Scored bests come from PRE-SEASON DATA								
5000m	20	Erik PETERSON	SR	13:58.05 OT	2/13/15	0.7	0.25	0.95
Team Total								9.94

71

NC State  
Atlantic Coast Conference

▲ 2

Event	Scrd As	Athlete	Yr	Scored Mark		Date	Pl. Pts.	Bonus	TOTAL
Scored bests come from CURRENT season									
▶ 60m	26	Cravont CHARLESTON	FR	6.66		1/27/17	0.15	0.20	0.35
▶ 3000m	31	George PARSONS	SR	7:58.42cf	8:03.98	2/3/17	0.04	0.07	0.11
▶ WT	9	Josh DAVIS	JR	21.82m	71-7½	1/27/17	7	0.70	7.70
Scored bests come from PRE-SEASON DATA									
▶ DMR	15			9:31.26cAf	(9:39.01)	2/20/16	0.7	0.62	1.32
Team Total									9.48

72

Princeton  
Ivy League

unch

Event	Scrd As	Athlete	Yr	Scored Mark	Date	Pl. Pts.	Bonus	TOTAL
Scored bests come from CURRENT season								
PV	32	August KILES	JR	5.30m	17-4½	1/29/17	0.03 0.00	0.03
WT	8	Adam KELLY	SO	21.87m	71-9	1/29/17	8 0.77	8.77
Scored bests come from PRE-SEASON DATA								
SP	21	Chris COOK	SR	18.85m	61-10¼	3/1/15	0.6 0.00	0.60
Team Total								9.40

73

Northern Iowa  
Missouri Valley Conference

▲ 1

Event	Scrd As	Athlete	Yr	Scored Mark	Date	Pl. Pts.	Bonus	TOTAL
Scored bests come from CURRENT season								
60m	8	Brandon CARNES	SR	6.59	1/20/17	8	0.79	8.79
Scored bests come from PRE-SEASON DATA								
200m	25	Brandon CARNES	SR	20.93cAf (21.30)	2/27/16	0.2	0.18	0.38
Team Total								9.17

74

California  
Mountain Pacific Sports Federation

▼ 3

Event	Scrd As	Athlete	Yr	Scored Mark	Date	Pl. Pts.	Bonus	TOTAL
Scored bests come from CURRENT season								
H60m	11	Ashtyn DAVIS	JR	7.75	1/27/17	5	0.64	5.64
Scored bests come from PRE-SEASON DATA								
800m	28	Eugene HAMILTON III	JR	1:48.55 OT	2/26/16	0.1	0.13	0.23
Mile	31	Garrett CORCORAN	SO	3:59.79 OT	2/26/16	0.04	0.11	0.15
Mile	35	Thomas JOYCE	SR	4:00.29 OT	2/13/15	0.01	0.04	0.05
DMR	18			9:32.22 OT	2/26/16	0.4	0.42	0.82
SP	14	Peter SIMON	JR	19.09m	62-7½	2/26/16	2 0.27	2.27
Team Total								9.15

"Scrd As", short for "Scored As", Standing used for place points portion of performance's score combining preseason data (when applied) to current season data

Numbers in BLACK are both the performance's actual NCAA rank AND "scored as" rank Numbers in RED indicate actual NCAA rank does not exist or is worse than "scored as" rank Numbers in BLUE indicate actual NCAA rank is better than "scored as" rank

USTFCCCA Non-Member

Non-Member Schools Will NOT be ranked, beginning Week 2



## USTFCCCA NCAA Division I National Team Computer Rankings

as of 2/6/2017 11:58:43 AM

## 2017 Indoor Track &amp; Field, Week #3

Only those who score >0.01 pts are shown  
D denotes multiple-event rule in affect

## MEN

75



Purdue

Big Ten Conference

▼ 7

Event	Scrd As	Athlete	Yr	Scored Mark	Date	Pl. Pts.	Bonus	TOTAL
Scored bests come from PRE-SEASON DATA								
4x400	13			3:06.59 OT	2/26/16	0.9	0.62	1.52
TJ	9	Anaquan PETERSON	SR	16.16m	2/20/16	7	0.52	7.52
Team Total								9.04

76



Arizona State

Mountain Pacific Sports Federation

▼ 6

Event	Scrd As	Athlete	Yr	Scored Mark	Date	Pl. Pts.	Bonus	TOTAL
Scored bests come from PRE-SEASON DATA								
5000m	21	CJ ALBERTSON	SR	13:58.59 OT	2/26/16	0.6	0.23	0.83
PV	34	Garrett STARKEY	JR	5.28m	2/26/16	0.015	0.00	0.01
TJ	10	Tim WHITE	SR	16.15m	2/12/16	6	0.49	6.49
SP	19	Thomas ANDERSON	SR	18.97m	2/14/15	0.8	0.13	0.93
Team Total								8.27

77



Wake Forest

Atlantic Coast Conference

▼ 8

Event	Scrd As	Athlete	Yr	Scored Mark	Date	Pl. Pts.	Bonus	TOTAL
Scored bests come from PRE-SEASON DATA								
800m	10	Robert HEPPENSTALL	SO	1:47.35	2/25/16	6	0.73	6.73
800m	33	Simon HOLDEN	SR	1:48.77	2/25/16	0.02	0.07	0.09
DMR	16			9:31.46cAf (9:39.22)	2/20/16	0.6	0.58	1.18
Team Total								8.00

78



Wyoming

Mountain West Conference

▼ 3

Event	Scrd As	Athlete	Yr	Scored Mark	Date	Pl. Pts.	Bonus	TOTAL
Scored bests come from PRE-SEASON DATA								
H60m	9	Jordan CHARLES	SR	7.72c (7.13(55))	2/19/16	7	0.90	7.90
Team Total								7.90

79



Notre Dame

Atlantic Coast Conference

▼ 3

Event	Scrd As	Athlete	Yr	Scored Mark	Date	Pl. Pts.	Bonus	TOTAL
Scored bests come from PRE-SEASON DATA								
DMR	14			9:31.20 OT	2/20/16	0.8	0.63	1.43
HJ	29	Matthew BIRZER	SO	2.16m	2/25/16	0.075	0.00	0.08
PV	11	Nate RICHARTZ	SR	5.46m	2/25/16	5	0.57	5.57
Team Total								7.08

80



Utah State

Mountain West Conference

▼ 3

Event	Scrd As	Athlete	Yr	Scored Mark	Date	Pl. Pts.	Bonus	TOTAL
Scored bests come from PRE-SEASON DATA								
400m	11	Brady MARTIN	JR	46.26A	2/27/16	5	0.65	5.65
800m	29	Clay LAMBOURNE	JR	1:48.61c (1:49.22)	2/25/16	0.075	0.11	0.19
Mile	20	Dillon MAGGARD	JR	3:58.45c (4:03.76)	2/12/16	0.7	0.41	1.11
Team Total								6.95

81



Bethune-Cookman

Mid-Eastern Athletic Conference

▲ 45

Event	Scrd As	Athlete	Yr	Scored Mark	Date	Pl. Pts.	Bonus	TOTAL
Scored bests come from CURRENT season								
TJ	12	Michael TILLER	SR	16.10m	1/29/17	4	0.41	4.41
Scored bests come from PRE-SEASON DATA								
60m	28	Kareem FAIR	JR	6.67	1/31/15	0.1	0.16	0.26
LJ	15	Kenneth FISHER	SR	7.80m	2/11/16	1.5	0.41	1.91
Team Total								6.58

82



Central Arkansas

Southland Conference

▼ 4

Event	Scrd As	Athlete	Yr	Scored Mark	Date	Pl. Pts.	Bonus	TOTAL
Scored bests come from PRE-SEASON DATA								
HJ	10	Eric MOORE	JR	2.20m	2/15/16	6	0.56	6.56
Team Total								6.56

"Scrd As", short for "Scored As", Standing used for place points portion of performance's score combining preseason data (when applied) to current season data

Numbers in BLACK are both the performance's actual NCAA rank AND "scored as" rank Numbers in RED indicate actual NCAA rank does not exist or is worse than "scored as" rank Numbers in BLUE indicate actual NCAA rank is better than "scored as" rank

USTFCCCA Non-Member

Non-Member Schools Will NOT be ranked, beginning Week 2



## 2017 Indoor Track &amp; Field, Week #3

Only those who score >0.01 pts are shown  
D denotes multiple-event rule in affect

## MEN

82

North Florida  
Atlantic Sun Conference

▼ 4

Event	Scrd As	Athlete	Yr	Scored Mark	Date	Pl. Pts.	Bonus	TOTAL
Scored bests come from PRE-SEASON DATA								
HJ	10	Bobby HARRIS	JR	2.20m	7-2½	12/3/16	6	0.56 6.56
Team Total								6.56

84

Auburn  
Southeastern Conference

▼ 3

Event	Scrd As	Athlete	Yr	Scored Mark	Date	Pl. Pts.	Bonus	TOTAL
Scored bests come from CURRENT season								
60m	12	Odean SKEEN	JR	6.63	1/21/17	4	0.44	4.44
60m	31	Raheem CHAMBERS	FR	6.68	1/27/17	0.04	0.12	0.16
200m	25	Teray SMITH	SR	20.93	1/27/17	0.2	0.18	0.38
400m	28	Akeem BLOOMFIELD	FR	46.68 OT	1/13/17	0.1	0.07	0.17
H60m	20	Wellington ZAZA	SR	7.81	1/13/17	0.7	0.21	0.91
Scored bests come from PRE-SEASON DATA								
60m	28	Teray SMITH	SR	6.67	2/14/15	0.1	0.16	0.26
Team Total								6.32

85

Michigan State  
Big Ten Conference

▼ 5

Event	Scrd As	Athlete	Yr	Scored Mark	Date	Pl. Pts.	Bonus	TOTAL
Scored bests come from CURRENT season								
HEPT	20	Tim EHRHARDT	JR	5,628 OT	2/3/17	0.7	0.12	0.82
Scored bests come from PRE-SEASON DATA								
WT	12	Vinny GJOKAJ	JR	21.63m	70-11½	1/23/16	4	0.45 4.45
WT	20	Riley NORMAN	JR?	21.12m	69-3½	1/23/16	0.7	0.09 0.79
Team Total								6.06

86

Villanova  
BIG EAST Conference

▼ 2

Event	Scrd As	Athlete	Yr	Scored Mark	Date	Pl. Pts.	Bonus	TOTAL
Scored bests come from PRE-SEASON DATA								
800m	36	Elliot SLADE	JR	1:48.91	3/1/15	0.03		0.03
DMR	10			9:29.17	2/26/16	4	1.05	5.05
Team Total								5.09

87

Mississippi State  
Independent (DI)

▼ 4

Event	Scrd As	Athlete	Yr	Scored Mark	Date	Pl. Pts.	Bonus	TOTAL
Scored bests come from PRE-SEASON DATA								
4x400	10			3:06.30	3/12/16	4	0.74	4.74
Team Total								4.74

88

Kent State  
Mid-American Conference

▲ 5

Event	Scrd As	Athlete	Yr	Scored Mark	Date	Pl. Pts.	Bonus	TOTAL
Scored bests come from CURRENT season								
HEPT	15	TJ LAWSON	FR	5,666 OT	2/3/17	1.5	0.25	1.75
Scored bests come from PRE-SEASON DATA								
WT	19	Reginald JAGERS	SR	21.13m	69-4	2/21/15	0.8	0.10 0.90
Team Total								2.65

89

Samford  
Southern Conference

▼ 3

Event	Scrd As	Athlete	Yr	Scored Mark	Date	Pl. Pts.	Bonus	TOTAL
Scored bests come from CURRENT season								
PV	19	Tray OATES	JR	5.40m	17-8½	2/2/17	0.8	0.18 0.98
Scored bests come from PRE-SEASON DATA								
5000m	16	Arse'ne GUILLLOREL	JR	13:55.73	2/26/16	1.25	0.34	1.59
Team Total								2.57

90

Clemson  
Atlantic Coast Conference

unch

Event	Scrd As	Athlete	Yr	Scored Mark	Date	Pl. Pts.	Bonus	TOTAL
Scored bests come from CURRENT season								
800m	27	Mpho MAKOFANE	JR	1:48.53 OT	1/20/17	0.125	0.14	0.26
4x400	15	Lamb, Cheeks, Jackson, Green		3:07.15	2/3/17	0.7	0.39	1.09
LJ	19	Chris MCBRIDE	SO	7.75m	25-5½	1/7/17	0.8	0.18 0.98
Scored bests come from PRE-SEASON DATA								
400m	31	Michael CHEEKS	SR	46.74	2/7/15	0.04	0.03	0.07
400m	31	Jeffrey GREEN	JR	46.74	2/12/16	0.04	0.03	0.07
Team Total								2.48

"Scrd As", short for "Scored As", Standing used for place points portion of performance's score combining preseason data (when applied) to current season data

Numbers in BLACK are both the performance's actual NCAA rank AND "scored as" rank Numbers in RED indicate actual NCAA rank does not exist or is worse than "scored as" rank Numbers in BLUE indicate actual NCAA rank is better than "scored as" rank

USTFCCCA Non-Member

Non-Member Schools Will NOT be ranked, beginning Week 2



## 2017 Indoor Track &amp; Field, Week #3

Only those who score >0.01 pts are shown  
D denotes multiple-event rule in affect

## MEN

91



Grand Canyon

Western Athletic Conference

▲ 13

Event	Scrd As	Athlete	Yr	Scored Mark	Date	Pl. Pts.	Bonus	TOTAL
Scored bests come from CURRENT season								
PV	19	Scott MARSHALL	JR	5.40m	17-8½	2/3/17	0.8	0.18 0.98
Scored bests come from PRE-SEASON DATA								
LJ	20	Marcus FLANNIGAN	SR	7.73m	25-4½	2/25/16	0.7	0.11 0.81
Team Total								1.79

92



Miami (Fla.)

Atlantic Coast Conference

▼ 5

Event	Scrd As	Athlete	Yr	Scored Mark	Date	Pl. Pts.	Bonus	TOTAL
Scored bests come from PRE-SEASON DATA								
WT	15	Carlos MANGUM	SR	21.32m	69-11½	2/25/16	1.5	0.23 1.73
Team Total								1.73

93



Iowa State

Big 12 Conference

▼ 1

Event	Scrd As	Athlete	Yr	Scored Mark	Date	Pl. Pts.	Bonus	TOTAL
Scored bests come from PRE-SEASON DATA								
DMR	20			9:32.99 OT	2/20/16	0.2	0.27	0.47
TJ	18	Alexandru MITIRICA	SO	15.97m	52-4½	1/29/16	0.9	0.22 1.12
Team Total								1.59

94



Sam Houston State

Southland Conference

unch

Event	Scrd As	Athlete	Yr	Scored Mark	Date	Pl. Pts.	Bonus	TOTAL
Scored bests come from PRE-SEASON DATA								
HJ	22	Tyler ADAMS	JR	2.17m	7-1½	2/15/16	0.5	0.02 0.52
PV	19	Garrett LARSON	SR	5.40m	17-8½	1/29/16	0.8	0.18 0.98
PV	32	Jay ROBERSON	SR	5.30m	17-4½	1/24/15	0.03	0.00 0.03
Team Total								1.53

95



Washington State

Mountain Pacific Sports Federation

▼ 6

Event	Scrd As	Athlete	Yr	Scored Mark	Date	Pl. Pts.	Bonus	TOTAL
Scored bests come from PRE-SEASON DATA								
5000m	25	John WHELAN	SR	13:59.25 OT	2/12/16	0.2	0.20	0.40
HEPT	19	Dino DODIG	SR	5,635 OT	2/26/16	0.8	0.14	0.94
Team Total								1.34

96



Harvard

Ivy League

▼ 1

Event	Scrd As	Athlete	Yr	Scored Mark	Date	Pl. Pts.	Bonus	TOTAL
Scored bests come from CURRENT season								
800m	22	Myles MARSHALL	SO	1:48.17 OT	1/20/17	0.5	0.29	0.79
Scored bests come from PRE-SEASON DATA								
TJ	23	Efe UWAIFO	SR	15.92m	52-2½	2/27/16	0.4	0.15 0.55
Team Total								1.33

97



Northeastern

Colonial Athletic Association

unch

Event	Scrd As	Athlete	Yr	Scored Mark	Date	Pl. Pts.	Bonus	TOTAL
Scored bests come from PRE-SEASON DATA								
800m	18	Paul DUFFEY	SR	1:48.02	1/31/15	0.9	0.37	1.27
LJ	33	Kyle DARROW	SR	7.62m	25-0	12/3/16	0.02	0.00 0.02
Team Total								1.29

98



William and Mary

Colonial Athletic Association

▼ 2

Event	Scrd As	Athlete	Yr	Scored Mark	Date	Pl. Pts.	Bonus	TOTAL
Scored bests come from PRE-SEASON DATA								
PV	17	Derek O'CONNELL	SR	5.42m	17-9½	2/28/16	1	0.29 1.29
Team Total								1.29

"Scrd As", short for "Scored As", Standing used for place points portion of performance's score combining preseason data (when applied) to current season data

Numbers in BLACK are both the performance's actual NCAA rank AND "scored as" rank Numbers in RED indicate actual NCAA rank does not exist or is worse than "scored as" rank Numbers in BLUE indicate actual NCAA rank is better than "scored as" rank

USTFCCCA Non-Member

Non-Member Schools Will NOT be ranked, beginning Week 2



## 2017 Indoor Track &amp; Field, Week #3

Only those who score >0.01 pts are shown  
D denotes multiple-event rule in affect

## MEN

99




Eastern Kentucky

▼ 11

Ohio Valley Conference

Event	Scrd As	Athlete	Yr	Scored Mark	Date	Pl. Pts.	Bonus	TOTAL
Scored bests come from PRE-SEASON DATA								
5000m	18	Jaime PERALES	SR	13:56.61 OT	2/12/16	0.9	0.30	1.20
Team Total								1.20

100



Buffalo

unch

Mid-American Conference

Event	Scrd As	Athlete	Yr	Scored Mark		Date	Pl. Pts.	Bonus	TOTAL
Scored bests come from CURRENT season									
▶ TJ	30	Kaishaun CATHEY	SR	15.81m	51-10%	1/14/17	0.05	0.00	0.05
Scored bests come from PRE-SEASON DATA									
▶ SP	18	Devon PATTERSON	JR	19.03m	62-5%	2/12/16	0.9	0.20	1.10
Team Total								1.15	

101




Memphis

▼ 2

American Athletic Conference

Event	Scrd As	Athlete	Yr	Scored Mark	Date	Pl. Pts.	Bonus	TOTAL
Scored bests come from CURRENT season								
▶ HEPT	31	Simon HOSTEN	JR	5,496	2/3/17	0.04	0.00	0.04
Scored bests come from PRE-SEASON DATA								
▶ 800m	21	LaForrest CHURCH	SR	1:48.13	2/28/16	0.6	0.31	0.91
▶ HJ	29	Jordan WESNER	SO	2.16m	7-1 1/22/16	0.075	0.00	0.08
Team Total								1.02

102



DePaul

▲ 1

BIG EAST Conference

Event	Scrd As	Athlete	Yr	Scored Mark		Date	Pl. Pts.	Bonus	TOTAL
Scored bests come from CURRENT season									
▶ WT	21	Trevor KINTYHTT	SR	21.05m	69-¾	1/21/17	0.6	0.04	0.64
Scored bests come from PRE-SEASON DATA									
▶ 800m	38	Pavlo HUTSALYUK	SO	1:48.97 OT		2/20/16		0.02	0.02
Team Total									0.66

103



George Mason

▼ 2

Atlantic 10 Conference

Event	Scrd As	Athlete	Yr	Scored Mark	Date	Pl. Pts.	Bonus	TOTAL
Scored bests come from CURRENT season								
HEPT	21	John SEALS	JR	5,606	1/28/17	0.6	0.04	0.64
Team Total								0.64

104



Northern Arizona

▲ 1

Big Sky Conference

Event	Scrd As	Athlete	Yr	Scored Mark	Date	Pl. Pts.	Bonus	TOTAL
Scored bests come from PRE-SEASON DATA								
5000m	23	Cory GLINES	JR	13:58.94 OT	2/12/16	0.4	0.21	0.61
Team Total								0.61

105



UTSA

▲ 2

Conference USA

Event	Scrd As	Athlete	Yr	Scored Mark	Date	Pl. Pts.	Bonus	TOTAL	
Scored bests come from CURRENT season									
▶ H60m	29	Patrick PRINCE	SO	7.86	2/3/17	0.075	0.00	0.08	
Scored bests come from PRE-SEASON DATA									
▶ HJ	22	Ty ANDERSON	JR	2.17m	7-1½	2/24/16	0.5	0.02	0.52
Team Total								0.60	

106



Columbia

▼ 8

Ivy League

Event	Scrd As	Athlete	Yr	Scored Mark	Date	Pl. Pts.	Bonus	TOTAL
Scored bests come from PRE-SEASON DATA								
Mile	24	Rob NAPOLITANO	SR	3:58.98	2/12/16	0.3	0.28	0.58
Team Total								0.58

"Scrd As", short for "Scored As", Standing used for place points portion of performance's score combining preseason data (when applied) to current season data

Numbers in BLACK are both the performance's actual NCAA rank AND "scored as" rank Numbers in RED indicate actual NCAA rank does not exist or is worse than "scored as" rank Numbers in BLUE indicate actual NCAA rank is better than "scored as" rank

USTFCCCA Non-Member

Non-Member Schools Will NOT be ranked, beginning Week 2





## 2017 Indoor Track &amp; Field, Week #3

Only those who score >0.01 pts are shown  
D denotes multiple-event rule in affect

## MEN

107



Albany

America East Conference

▲ 11

Event	Scrd As	Athlete	Yr	Scored Mark	Date	Pl. Pts.	Bonus	TOTAL
-------	---------	---------	----	-------------	------	----------	-------	-------

Scored bests come from CURRENT season

HJ	22	Matthew CAMPBELL	SR	2.17m	7-1½	2/4/17	0.5	0.02	0.52
----	----	------------------	----	-------	------	--------	-----	------	------

Scored bests come from PRE-SEASON DATA

WT	32	Jonathan EUSTACHE	SR	20.57m	67-6	3/5/16	0.03	0.00	0.03
----	----	-------------------	----	--------	------	--------	------	------	------

Team Total 0.55

108



Indiana State

Missouri Valley Conference

▼ 2

Event	Scrd As	Athlete	Yr	Scored Mark	Date	Pl. Pts.	Bonus	TOTAL
-------	---------	---------	----	-------------	------	----------	-------	-------

Scored bests come from CURRENT season

H60m	26	Daley CARTER	JR	7.85	1/28/17	0.15	0.04	0.19
------	----	--------------	----	------	---------	------	------	------

Scored bests come from PRE-SEASON DATA

Mile	40	David TIMLIN	SR	4:00.42 OT	2/5/16		0.03	0.03
------	----	--------------	----	------------	--------	--	------	------

3000m	32	David TIMLIN	SR	7:58.59	2/12/16	0.03	0.06	0.09
-------	----	--------------	----	---------	---------	------	------	------

H60m	26	Marcus NEELY	SR	7.85	2/27/16	0.15	0.04	0.19
------	----	--------------	----	------	---------	------	------	------

LJ	32	Devyn MIKELL	SR	7.64m	25-¾	3/1/15	0.03	0.00	0.03
----	----	--------------	----	-------	------	--------	------	------	------

Team Total 0.52

109



Gonzaga

West Coast Conference

▼ 7

Event	Scrd As	Athlete	Yr	Scored Mark	Date	Pl. Pts.	Bonus	TOTAL
-------	---------	---------	----	-------------	------	----------	-------	-------

Scored bests come from PRE-SEASON DATA

3000m	24	Troy FRALEY	SR	7:57.16 OT	2/12/16	0.3	0.15	0.45
-------	----	-------------	----	------------	---------	-----	------	------

Team Total 0.45

110



Montana State

Big Sky Conference

▲ 16

Event	Scrd As	Athlete	Yr	Scored Mark	Date	Pl. Pts.	Bonus	TOTAL
-------	---------	---------	----	-------------	------	----------	-------	-------

Scored bests come from CURRENT season

Mile	25	Diego LEON	JR	3:59.13cAf	4:07.52	2/2/17	0.2	0.24	0.44
------	----	------------	----	------------	---------	--------	-----	------	------

Team Total 0.44

111



New Hampshire

America East Conference

▼ 3

Event	Scrd As	Athlete	Yr	Scored Mark	Date	Pl. Pts.	Bonus	TOTAL
-------	---------	---------	----	-------------	------	----------	-------	-------

Scored bests come from PRE-SEASON DATA

WT	23	Michael SHANAHAN	SR	21.00m	68-10¾	2/26/16	0.4	0.01	0.41
----	----	------------------	----	--------	--------	---------	-----	------	------

Team Total 0.41

112



Southeast Missouri

Ohio Valley Conference

▼ 3

Event	Scrd As	Athlete	Yr	Scored Mark	Date	Pl. Pts.	Bonus	TOTAL
-------	---------	---------	----	-------------	------	----------	-------	-------

Scored bests come from PRE-SEASON DATA

TJ	25	Chris MARTIN	SR	15.89m	52-1¾	2/7/15	0.2	0.10	0.30
----	----	--------------	----	--------	-------	--------	-----	------	------

Team Total 0.30

113



Western Carolina

Southern Conference

▼ 2

Event	Scrd As	Athlete	Yr	Scored Mark	Date	Pl. Pts.	Bonus	TOTAL
-------	---------	---------	----	-------------	------	----------	-------	-------

Scored bests come from PRE-SEASON DATA

LJ	25	Jamie BROWN	SO	7.67m	25-2	1/8/16	0.2	0.00	0.20
----	----	-------------	----	-------	------	--------	-----	------	------

Team Total 0.20

114



Northwestern State

Southland Conference

unch

Event	Scrd As	Athlete	Yr	Scored Mark	Date	Pl. Pts.	Bonus	TOTAL
-------	---------	---------	----	-------------	------	----------	-------	-------

Scored bests come from CURRENT season

60m	31	Micah LARKINS	SO	6.68	1/28/17	0.04	0.12	0.16
-----	----	---------------	----	------	---------	------	------	------

Team Total 0.16

115



Boise State

Mountain West Conference

▼ 5

Event	Scrd As	Athlete	Yr	Scored Mark	Date	Pl. Pts.	Bonus	TOTAL
-------	---------	---------	----	-------------	------	----------	-------	-------

Scored bests come from PRE-SEASON DATA

3000m	30	Andrew RAFLA	SO	7:57.98 OT	2/12/16	0.05	0.10	0.15
-------	----	--------------	----	------------	---------	------	------	------

Team Total 0.15

"Scrd As", short for "Scored As", Standing used for place points portion of performance's score combining preseason data (when applied) to current season data

Numbers in BLACK are both the performance's actual NCAA rank AND "scored as" rank Numbers in RED indicate actual NCAA rank does not exist or is worse than "scored as" rank Numbers in BLUE indicate actual NCAA rank is better than "scored as" rank

USTFCCCA Non-Member

Non-Member Schools Will NOT be ranked, beginning Week 2





## 2017 Indoor Track &amp; Field, Week #3

Only those who score >0.01 pts are shown  
D denotes multiple-event rule in affect

## MEN

116



Central Michigan

Mid-American Conference

▼ 5

Event	Scrd As	Athlete	Yr	Scored Mark	Date	Pl. Pts.	Bonus	TOTAL
-------	---------	---------	----	-------------	------	----------	-------	-------

Scored bests come from CURRENT season

▶ WT	26	Dylan BANAGIS	SR	20.78m	68-2¼	2/3/17	0.15	0.00	0.15
------	----	---------------	----	--------	-------	--------	------	------	------

Team Total 0.15

117



Georgia Tech

Atlantic Coast Conference

▼ 1

Event	Scrd As	Athlete	Yr	Scored Mark	Date	Pl. Pts.	Bonus	TOTAL
-------	---------	---------	----	-------------	------	----------	-------	-------

Scored bests come from PRE-SEASON DATA

▶ DMR	23			9:34.38 OT	2/20/16	0	0.13	0.13
-------	----	--	--	------------	---------	---	------	------

Team Total 0.13

118



Sacred Heart

Northeast Conference

▼ 5

Event	Scrd As	Athlete	Yr	Scored Mark	Date	Pl. Pts.	Bonus	TOTAL
-------	---------	---------	----	-------------	------	----------	-------	-------

Scored bests come from CURRENT season

▶ 800m	31	Trevor GUERRERA	JR	1:48.75	1/27/17	0.04	0.08	0.12
--------	----	-----------------	----	---------	---------	------	------	------

Team Total 0.12

119



Long Beach State

Mountain Pacific Sports Federation

▼ 4

Event	Scrd As	Athlete	Yr	Scored Mark	Date	Pl. Pts.	Bonus	TOTAL
-------	---------	---------	----	-------------	------	----------	-------	-------

Scored bests come from PRE-SEASON DATA

▶ WT	28	James HUBBARD	SR	20.66m	67-9¼	2/26/16	0.1	0.00	0.10
------	----	---------------	----	--------	-------	---------	-----	------	------

Team Total 0.10

120



Pittsburgh

Atlantic Coast Conference

unch

Event	Scrd As	Athlete	Yr	Scored Mark	Date	Pl. Pts.	Bonus	TOTAL
-------	---------	---------	----	-------------	------	----------	-------	-------

Scored bests come from CURRENT season

▶ H60m	29	Desmond PALMER	SR	7.86	1/27/17	0.075	0.00	0.08
--------	----	----------------	----	------	---------	-------	------	------

Team Total 0.08

121



North Carolina

Atlantic Coast Conference

▼ 4

Event	Scrd As	Athlete	Yr	Scored Mark	Date	Pl. Pts.	Bonus	TOTAL
-------	---------	---------	----	-------------	------	----------	-------	-------

Scored bests come from PRE-SEASON DATA

▶ HEPT	30	Paul HALEY	SR	5,500	2/28/15	0.05	0.00	0.05
--------	----	------------	----	-------	---------	------	------	------

Team Total 0.05

122



Louisiana-Lafayette

Sun Belt Conference

▲ 1

Event	Scrd As	Athlete	Yr	Scored Mark	Date	Pl. Pts.	Bonus	TOTAL
-------	---------	---------	----	-------------	------	----------	-------	-------

Scored bests come from PRE-SEASON DATA

▶ 60m	40	Jeryl BRAZIL	SR	6.70	1/22/16	0.03		0.03
-------	----	--------------	----	------	---------	------	--	------

Team Total 0.03

123



Duke

Atlantic Coast Conference

▼ 5

Event	Scrd As	Athlete	Yr	Scored Mark	Date	Pl. Pts.	Bonus	TOTAL
-------	---------	---------	----	-------------	------	----------	-------	-------

Scored bests come from PRE-SEASON DATA

▶ HEPT	32	Robert ROHNER	SR	5,477	2/25/16	0.03	0.00	0.03
--------	----	---------------	----	-------	---------	------	------	------

Team Total 0.03

124



Lipscomb

Atlantic Sun Conference

unch

Event	Scrd As	Athlete	Yr	Scored Mark	Date	Pl. Pts.	Bonus	TOTAL
-------	---------	---------	----	-------------	------	----------	-------	-------

Scored bests come from PRE-SEASON DATA

▶ H60m	33	Wayne NEWMAN	SR	7.87	2/26/16	0.02	0.00	0.02
--------	----	--------------	----	------	---------	------	------	------

Team Total 0.02

125



Penn

Ivy League

▲ 1

Event	Scrd As	Athlete	Yr	Scored Mark	Date	Pl. Pts.	Bonus	TOTAL
-------	---------	---------	----	-------------	------	----------	-------	-------

Scored bests come from CURRENT season

▶ Mile	41	Chris HATLER	SR	4:00.50	2/3/17	0.02		0.02
--------	----	--------------	----	---------	--------	------	--	------

Team Total 0.02

"Scrd As", short for "Scored As", Standing used for place points portion of performance's score combining preseason data (when applied) to current season data

Numbers in BLACK are both the performance's actual NCAA rank AND "scored as" rank Numbers in RED indicate actual NCAA rank does not exist or is worse than "scored as" rank Numbers in BLUE indicate actual NCAA rank is better than "scored as" rank

USTFCCCA Non-Member

Non-Member Schools Will NOT be ranked, beginning Week 2



## 2017 Indoor Track &amp; Field, Week #3

Only those who score >0.01 pts are shown  
 D denotes multiple-event rule in affect

## MEN

126



Yale

Ivy League

▼ 5

Event	Scrd As	Athlete	Yr	Scored Mark	Date	Pl. Pts.	Bonus	TOTAL
-------	---------	---------	----	-------------	------	----------	-------	-------

Scored bests come from PRE-SEASON DATA

► Mile	42	James RANDON	SR	4:00.53	2/12/16	0.01		0.01
--------	----	--------------	----	---------	---------	------	--	------

Team Total 0.01

127



Furman

Southern Conference

▼ 1

Event	Scrd As	Athlete	Yr	Scored Mark	Date	Pl. Pts.	Bonus	TOTAL
-------	---------	---------	----	-------------	------	----------	-------	-------

Scored bests come from CURRENT season

► 3000m	36	Troy REEDER	JR	7:59.39cf	8:04.96	2/3/17	0.01	0.01
---------	----	-------------	----	-----------	---------	--------	------	------

Team Total 0.01

"Scrd As", short for "Scored As", Standing used for place points portion of performance's score combining preseason data (when applied) to current season data

Numbers in BLACK are both the performance's actual NCAA rank AND "scored as" rank Numbers in RED indicate actual NCAA rank does not exist or is worse than "scored as" rank Numbers in BLUE indicate actual NCAA rank is better than "scored as" rank

USTFCCCA Non-Member

Non-Member Schools Will NOT be ranked, beginning Week 2



## 2017 Indoor Track &amp; Field, Week #3

Only those who score >0.01 pts are shown  
D denotes multiple-event rule in affect

## WOMEN

1



Oregon

Mountain Pacific Sports Federation

unch

Event	Scrd As	Athlete	Yr	Scored Mark	Date	Pl. Pts.	Bonus	TOTAL
-------	---------	---------	----	-------------	------	----------	-------	-------

## Scored bests come from CURRENT season

▶ 60m	5	Deajah STEVENS	SO	7.23	1/27/17	12	0.87	12.87
▶ 60m	15	Makenzie DUNMORE	FR	7.29	1/14/17	1.5	0.42	1.92
▶ 60m	19	Ariana WASHINGTON	JR	7.30	1/27/17	0.8	0.36	1.16
▶ 200m	1	Deajah STEVENS	SO	22.65	1/27/17	20	2.86	22.86
▶ 400m	21	Makenzie DUNMORE	FR	53.10	1/27/17	0.6	0.24	0.84
▶ Mile	16	Samantha NADEL	SR	4:37.48	1/27/17	1.25	0.49	1.74
▶ H60m	1	Sasha WALLACE	SR	7.91	1/27/17	20	2.76	22.76
▶ DMR	1	Burdon, Horsley, Rogers, Rainsberger		10:48.77	1/27/17	20	3.44	23.44
▶ LJ	19	Rhesa FOSTER	FR	6.33m	20-9%	0.8	0.18	0.98

## Scored bests come from PRE-SEASON DATA

▶ 60m	2	Hannah CUNLIFFE	JR	7.12	3/12/16	18	2.01	20.01
▶ 200m	2	Hannah CUNLIFFE	JR	22.85	3/12/16	18	1.97	19.97
▶ 200m	8	Ariana WASHINGTON	JR	23.07	3/14/15	8	1.00	9.00
▶ 400m	5	Elaxis GUSTER	SR	52.36 OT	2/26/16	12	1.05	13.05
▶ 400m	24	Raevyn ROGERS	JR	53.19A	2/13/16	0.3	0.19	0.49
▶ 800m	1	Raevyn ROGERS	JR	2:00.90	2/20/16	20	2.88	22.88
▶ 800m	8	Brooke FELDMEIER	JR	2:03.99 OT	2/12/16	8	0.76	8.76
▶ Mile	15	Alli CASH	JR	4:37.26 OT	1/16/16	1.5	0.53	2.03
▶ Mile	22	Lilli BURDON	SO	4:38.24 OT	2/12/16	0.5	0.32	0.82
▶ 3000m	9	Samantha NADEL	SR	9:05.97	3/1/15	7	0.74	7.74
▶ 3000m	17	Alli CASH	JR	9:09.46	3/12/16	1	0.37	1.37
▶ H60m	7	Alaysha JOHNSON	SO	8.08	3/11/16	9	0.97	9.97
▶ 4x400	4			3:29.77	3/12/16	14	2.03	16.03
▶ TJ	26	Sasha WALLACE	SR	13.00m	42-8	0.15	0.00	0.15

Team Total

220.85

2



Arkansas

Southeastern Conference

unch

Event	Scrd As	Athlete	Yr	Scored Mark	Date	Pl. Pts.	Bonus	TOTAL
-------	---------	---------	----	-------------	------	----------	-------	-------

## Scored bests come from CURRENT season

▶ Mile	9	Nikki HILTZ	JR	4:36.42	1/13/17	7	0.72	7.72
▶ 3000m	33	Taylor WERNER	FR	9:16.52 OT	1/20/17	0.02	0.00	0.02
▶ PV	2	Victoria WEEKS	SO	4.53m	14-10%	18	3.40	21.40
▶ LJ	7	Taliyah BROOKS	JR	6.44m	21-1%	9	0.80	9.80
▶ LJ	34	Kelsey HERMAN	SO	6.17m	20-3	0.015	0.00	0.01
▶ PENT	6	Kelsey HERMAN	SO	4,278	1/27/17	10	1.07	11.07
▶ PENT	8	Leigha BROWN	SR	4,257	1/27/17	8	0.92	8.92

## Scored bests come from PRE-SEASON DATA

▶ 400m	14	Daina HARPER	SR	52.69	2/26/16	2	0.60	2.60
▶ 400m	33	Payton STUMBAUGH	JR	53.42	2/19/16	0.02	0.08	0.10
▶ Mile	8	Therese HAISS	SR	4:36.31 OT	2/13/15	8	0.74	8.74
▶ H60m	8	Payton STUMBAUGH	JR	8.09	3/12/16	8	0.90	8.90
▶ H60m	16	Taliyah BROOKS	JR	8.17	3/11/16	1.25	0.33	1.58
▶ 4x400	3			3:29.65	3/12/16	16	2.09	18.09
▶ DMR	6			10:59.22	3/12/16	10	1.44	11.44
▶ HJ	19	Taliyah BROOKS	JR	1.83m	6-0	0.8	0.14	0.94
▶ HJ	25	Kelsey HERMAN	SO	1.81m	5-11%	0.2	0.00	0.20
▶ PV	1	Alexis WEEKS	SO	4.63m	15-2%	20	4.71	24.71
▶ PV	6	Desiree FREIER	RS16	4.33m4.33m	14-2%	10	0.96	10.96
▶ PENT	2	Taliyah BROOKS	JR	4,457	1/29/16	18	2.56	20.56
▶ PENT	5	Payton STUMBAUGH	JR	4,371	3/11/16	12	1.74	13.74

Team Total

181.50

"Scrd As", short for "Scored As", Standing used for place points portion of performance's score combining preseason data (when applied) to current season data

Numbers in BLACK are both the performance's actual NCAA rank AND "scored as" rank Numbers in RED indicate actual NCAA rank does not exist or is worse than "scored as" rank Numbers in BLUE indicate actual NCAA rank is better than "scored as" rank

USTFCCCA Non-Member

Non-Member Schools Will NOT be ranked, beginning Week 2



# USTFCCCA NCAA Division I National Team Computer Rankings

as of 2/6/2017 11:58:44 AM

## 2017 Indoor Track & Field, Week #3

Only those who score >0.01 pts are shown  
D denotes multiple-event rule in affect

### WOMEN

3



Georgia

Southeastern Conference

unch

Event	Scrd As	Athlete	Yr	Scored Mark	Date	Pl. Pts.	Bonus	TOTAL
Scored bests come from CURRENT season								
H60m	6	Kendell WILLIAMS	SR	8.07	1/21/17	D 10	1.04	3.04
HJ	1	Tatiana GUSIN	SR	1.90m	6-2½	1/7/17	20	2.95 22.95
HJ	1	Madeline FAGAN	JR	1.90m	6-2½	1/21/17	20	2.95 22.95
LJ	3	Keturah ORJI	JR	6.63m	21-9	1/27/17	16	2.28 18.28
WT	6	Shelby ASHE	FR	21.76m	71-4½	1/27/17	10	1.36 11.36
PENT	24	Louisa GRAUVOGEL	FR	3,956	1/27/17	0.3	0.00	0.30
Scored bests come from PRE-SEASON DATA								
60m	19	Kate HALL	SO	7.30	1/23/16	0.8	0.36	1.16
HJ	3	Kendell WILLIAMS	SR	1.88m	6-2	3/12/14	16	1.95 17.95
PV	30	Georgia STEFANIDI	SR	4.15m	13-7½	2/12/16	0.05	0.00 0.05
LJ	4	Kendell WILLIAMS	SR	6.54m	21-5½	2/7/15	D 14	1.46 3.46
LJ	4	Kate HALL	SO	6.54m	21-5½	1/29/16	14	1.46 15.46
TJ	1	Keturah ORJI	SO	14.14m	46-4½	3/19/16	20	5.23 25.23
TJ	27	Aliyah JOHNSON	JR	12.99m	42-7½	2/26/16	0.125	0.00 0.13
WT	15	Asianna COVINGTON	JR	20.76m	68-1½	2/26/16	1.5	0.35 1.85
PENT	1	Kendell WILLIAMS	SR	4,703	3/11/16	20	5.19	25.19
Team Total								169.36

4



Southern California

Mountain Pacific Sports Federation

unch

Event	Scrd As	Athlete	Yr	Scored Mark	Date	Pl. Pts.	Bonus	TOTAL
Scored bests come from CURRENT season								
60m	19	Ky WESTBROOK	SO	7.30	1/27/17	0.8	0.36	1.16
200m	4	Deanna HILL	JR	22.94	1/27/17	14	1.57	15.57
200m	13	Kendall ELLIS	JR	23.15	1/27/17	D 3	0.66	2.66
400m	2	Kendall ELLIS	JR	51.52 OT	1/20/17	18	2.34	20.34
400m	17	Cameron PETTIGREW	SR	53.05	1/27/17	1	0.26	1.26
H60m	8	Dior HALL	SO	8.09	1/20/17	8	0.90	8.90
H60m	13	Anna COCKRELL	FR	8.15	1/27/17	3	0.47	3.47
H60m	25	Jasmyne GRAHAM	SO	8.22	1/27/17	0.2	0.15	0.35
Scored bests come from PRE-SEASON DATA								
60m	11	Deanna HILL	JR	7.28	2/27/15	5	0.49	5.49
60m	42	Destinee BROWN	SR	7.36	2/26/16	0.01	0.00	0.01
400m	10	Amalie IUEL	SR	52.52	2/12/16	6	0.81	6.81
4x400	2			3:28.82	2/12/16	18	2.54	20.54
HJ	31	Amalie IUEL	SR	1.80m	5-10½	3/11/16	0.04	0.00 0.04
LJ	9	Margaux JONES	SO	6.41m	21-½	2/5/16	7	0.60 7.60
SP	8	Brittany MANN	SR	17.40m	57-1	3/14/15	8	0.99 8.99
WT	13	Brittany MANN	SR	20.91m	68-7½	1/29/16	3	0.46 3.46
PENT	3	Amalie IUEL	SR	4,444 OT	2/26/16	16	2.43	18.43
Team Total								125.08

"Scrd As", short for "Scored As", Standing used for place points portion of performance's score combining preseason data (when applied) to current season data

Numbers in BLACK are both the performance's actual NCAA rank AND "scored as" rank Numbers in RED indicate actual NCAA rank does not exist or is worse than "scored as" rank Numbers in BLUE indicate actual NCAA rank is better than "scored as" rank

USTFCCCA Non-Member

Non-Member Schools Will NOT be ranked, beginning Week 2



# USTFCCCA NCAA Division I National Team Computer Rankings

## 2017 Indoor Track & Field, Week #3

as of 2/6/2017 11:58:45 AM

Only those who score >0.01 pts are shown  
D denotes multiple-event rule in affect

### WOMEN

5



Florida

Southeastern Conference

unch

Event	Scrd As	Athlete	Yr	Scored Mark	Date	Pl. Pts.	Bonus	TOTAL
Scored bests come from CURRENT season								
400m	3	Sharrika BARNETT	SO	52.07	1/27/17	16	1.49	17.49
TJ	4	Yanis DAVID	SO	13.51m 44-4	1/27/17	14	1.55	15.55
SP	7	Lloydricia CAMERON	SO	17.47m 57-3½	1/19/17	9	1.13	10.13
Scored bests come from PRE-SEASON DATA								
200m	17	Destinee GAUSE	RS16	23.2223.22	1/30/15	1	0.45	1.45
400m	19	Destinee GAUSE	RS16	53.0953.09	2/13/15	0.8	0.24	1.04
Mile	21	Rebekah GREENE	SR	4:38.03 OT	2/15/14	0.6	0.37	0.97
H60m	17	Skyler ROSS-RANSOM	JR	8.18	1/22/16	1	0.29	1.29
4x400	5			3:30.51 OT	1/22/16	12	1.63	13.63
LJ	6	Darrielle MCQUEEN	JR	6.51m 21-4½	2/26/16	10	1.26	11.26
LJ	14	Yanis DAVID	SO	6.39m 20-11½	1/29/16	2	0.46	2.46
TJ	2	Darrielle MCQUEEN	JR	13.61m 44-8	2/26/16	18	2.14	20.14
TJ	24	Asa GARCIA	SO	13.01m 42-8½	2/26/16	0.3	0.00	0.30
Team Total							95.70	

6



Kentucky

Southeastern Conference

▲ 2

Event	Scrd As	Athlete	Yr	Scored Mark	Date	Pl. Pts.	Bonus	TOTAL
Scored bests come from CURRENT season								
60m	4	Javianne OLIVER	SR	7.18	1/20/17	14	1.39	15.39
60m	7	Kianna GRAY	SO	7.26	2/3/17	9	0.63	9.63
200m	14	Kianna GRAY	SO	23.17 OT	1/20/17	2	0.60	2.60
200m	24	Jasmine CAMACHO-QUINN	SO	23.44	2/3/17	0.3	0.02	0.32
H60m	4	Jasmine CAMACHO-QUINN	SO	8.03	2/3/17	14	1.44	15.44
H60m	13	Jacklyn HOWELL	JR	8.15	2/3/17	3	0.47	3.47
PV	9	Olivia GRUVER	SO	4.30m 14-1½	1/20/17	7	0.69	7.69
TJ	13	Sha'Keela SAUNDERS	SR	13.29m 43-7½	1/13/17	3	0.54	3.54
Scored bests come from PRE-SEASON DATA								
60m	34	Destiny CARTER	SR	7.33	2/12/16	0.015	0.16	0.17
200m	22	Destiny CARTER	SR	23.39	2/26/16	0.5	0.09	0.59
4x400	7			3:31.50	2/26/16	8	1.09	9.09
LJ	2	Sha'Keela SAUNDERS	SR	6.73m 22-1	12/9/16	18	3.27	21.27
LJ	28	Destiny CARTER	SR	6.21m 20-4½	2/12/16	0.1	0.00	0.10
TJ	18	Marie-Josée EBWEA-BILE	SO	13.17m 43-2½	12/9/16	0.9	0.16	1.06
SP	22	Adriana BROWN	JR	16.44m 53-11½	12/11/15	0.5	0.00	0.50
Team Total							90.86	

"Scrd As", short for "Scored As", Standing used for place points portion of performance's score combining preseason data (when applied) to current season data

Numbers in BLACK are both the performance's actual NCAA rank AND "scored as" rank Numbers in RED indicate actual NCAA rank does not exist or is worse than "scored as" rank Numbers in BLUE indicate actual NCAA rank is better than "scored as" rank

USTFCCCA Non-Member

Non-Member Schools Will NOT be ranked, beginning Week 2





## 2017 Indoor Track &amp; Field, Week #3

Only those who score >0.01 pts are shown  
D denotes multiple-event rule in affect

## WOMEN

7		LSU	LSU		unch				
Southeastern Conference									
Event	Scrd As	Athlete	Yr	Scored Mark		Date	Pl. Pts.	Bonus	TOTAL
Scored bests come from CURRENT season									
▶ 60m	6	Aleia HOBBS	JR	7.25		1/13/17	10	0.69	10.69
▶ 60m	8	Kortnei JOHNSON	SO	7.27cA	7.25	2/3/17	8	0.56	8.56
▶ 60m	15	Jada MARTIN	SR	7.29cA	7.27	2/3/17	1.5	0.42	1.92
▶ 200m	20	Kortnei JOHNSON	SO	23.37cA	23.30	2/3/17	0.7	0.12	0.82
▶ 200m	28	Rachel MISHER	SO	23.48cA	23.41	2/3/17	0.1	0.00	0.10
▶ 800m	16	Ruby STAUBER	FR	2:04.56 OT		1/13/17	1.25	0.46	1.71
▶ H60m	27	Tonea MARSHALL	FR	8.23		1/27/17	0.125	0.11	0.24
▶ 4x400	15	Martin, Misher, Payne, Jones		3:33.25		1/27/17	0.7	0.43	1.13
▶ SP	34	Nickolette DUNBAR	FR	16.01m	52-6½	1/21/17	0.015	0.00	0.01
▶ WT	24	Jordan MCCLENDON	SO	20.25m	66-5½	2/3/17	0.3	0.00	0.30
Scored bests come from PRE-SEASON DATA									
▶ 60m	3	Mikiah BRISCO	JR	7.17		3/13/16	16	1.49	17.49
▶ 60m	30	Rushell HARVEY	SR	7.32		2/26/16	0.05	0.22	0.27
▶ 200m	3	Jada MARTIN	SR	22.92		2/26/16	16	1.66	17.66
▶ 200m	23	Rushell HARVEY	SR	23.43		2/26/16	0.4	0.03	0.43
▶ 400m	31	Travia JONES	SR	53.40		2/26/16	0.04	0.09	0.13
▶ 800m	11	Morgan SCHUETZ	SR	2:04.05 OT		2/20/16	5	0.72	5.72
▶ Mile	35	Morgan SCHUETZ	SR	4:40.07		1/29/16	0.01	0.03	0.04
▶ H60m	5	Mikiah BRISCO	JR	8.04		3/13/16	12	1.33	13.33
▶ DMR	12			11:05.34 OT		2/20/16	1	0.54	1.54
▶ LJ	12	Nataliyah FRIAR	SR	6.40m	21-0	3/13/15	4	0.53	4.53
▶ TJ	22	Nataliyah FRIAR	SR	13.03m	42-9	1/29/16	0.5	0.00	0.50
Team Total									87.14

8				Texas		▼		2	
Big 12 Conference									
Event	Scrd As	Athlete	Yr	Scored Mark		Date	Pl. Pts.	Bonus	TOTAL
Scored bests come from CURRENT season									
▶ 400m	23	Zola GOLDEN	SO	53.12	OT	1/20/17	0.4	0.23	0.63
▶ H60m	29	Alexis DUNCAN	FR	8.24		2/3/17	0.075	0.08	0.15
▶ PV	3	Kally LONG	JR	4.42m	14-6	1/13/17	16	1.95	17.95
Scored bests come from PRE-SEASON DATA									
▶ 60m	1	Teahna DANIELS	SO	7.11		3/12/16	20	2.12	22.12
▶ 400m	5	Chrisann GORDON	SR	52.36	OT	2/26/16	12	1.05	13.05
▶ 3000m	23	Sandie RAINES	SR	9:10.43	OT	2/28/15	0.4	0.26	0.66
▶ 5000m	13	Sandie RAINES	SR	15:50.49	OT	2/13/15	3	0.59	3.59
▶ H60m	17	Ariel JONES	JR	8.18		2/26/16	1	0.29	1.29
▶ 4x400	1			3:27.94		2/12/16	20	3.03	23.03
▶ PV	23	Shay PETTY	JR	4.18m	13-8½	2/5/16	0.4	0.01	0.41
▶ PV	28	Callie SPENCER	JR	4.16mA	13-7½	2/7/15	0.1	0.00	0.10
▶ PV	30	Ali UHLE	SO	4.15m	13-7½	1/22/16	0.05	0.00	0.05
▶ PENT	23	Ashtin ZAMZOW	JR	3,965	OT	2/26/16	0.4	0.00	0.40
Team Total								83.43	

9		Notre Dame				unch			
		Atlantic Coast Conference							
Event	Scrd As	Athlete	Yr	Scored Mark	Date	Pl. Pts.	Bonus	TOTAL	
Scored bests come from CURRENT season									
▶ Mile	20	Jessica HARRIS	JR	4:37.83 OT	2/3/17	0.7	0.41	1.11	
Scored bests come from PRE-SEASON DATA									
▶ 800m	33	Jessica HARRIS	JR	2:06.16 OT	2/7/15	0.02	0.00	0.02	
▶ 3000m	3	Molly SEIDEL	SR	8:57.13 OT	2/5/16	16	2.01	18.01	
▶ 3000m	25	Anna ROHRER	SO	9:11.14	2/25/16	0.2	0.20	0.40	
▶ 5000m	1	Molly SEIDEL	SR	15:15.21	3/11/16	20	3.10	23.10	
▶ 5000m	4	Anna ROHRER	SO	15:32.03	2/25/16	14	1.64	15.64	
▶ DMR	8			11:00.73 OT	2/20/16	6	1.15	7.15	
Team Total								65.44	

"Scrd As", short for "Scored As", Standing used for place points portion of performance's score combining preseason data (when applied) to current season data

Numbers in BLACK are both the performance's actual NCAA rank AND "scored as" rank Numbers in RED indicate actual NCAA rank does not exist or is worse than "scored as" rank Numbers in BLUE indicate actual NCAA rank is better than "scored as" rank

USTFCCCA Non-Member

Non-Member Schools Will NOT be ranked, beginning Week 2





## 2017 Indoor Track &amp; Field, Week #3

Only those who score >0.01 pts are shown  
D denotes multiple-event rule in affect

## WOMEN

10



Michigan

Big Ten Conference

▲ 2

Event	Scrd As	Athlete	Yr	Scored Mark	Date	Pl. Pts.	Bonus	TOTAL
Scored bests come from CURRENT season								
► Mile	11	Gina SERENO	JR	4:36.68 OT	2/3/17	5	0.66	5.66
► Mile	13	Erin FINN	JR	4:37.02cf 4:39.76	1/14/17	D 3	0.59	2.59
► Mile	34	Jamie MORRISSEY	SR	4:40.00 OT	2/3/17	0.015	0.04	0.05
Scored bests come from PRE-SEASON DATA								
► 800m	28	Jaimie PHELAN	SR	2:05.50 OT	2/12/16	0.1	0.10	0.20
► 3000m	4	Erin FINN	SR	9:01.25 OT	2/5/16	14	1.33	15.33
► 3000m	34	Gina SERENO	JR	9:16.57 OT	2/26/16	0.015	0.00	0.01
► 5000m	3	Erin FINN	JR	15:23.16	3/11/16	16	2.41	18.41
► DMR	4			10:58.25 OT	2/20/16	14	1.62	15.62
► HJ	31	Claire KIEFFER-WRIGHT	JR	1.80m 5-10%	2/28/15	0.04	0.00	0.04
Team Total								57.91

11



Ole Miss

Southeastern Conference

▲ 4

Event	Scrd As	Athlete	Yr	Scored Mark	Date	Pl. Pts.	Bonus	TOTAL
Scored bests come from CURRENT season								
► SP	16	Janeah STEWART	JR	16.81m 55-2	2/3/17	1.25	0.26	1.51
► WT	5	Janeah STEWART	JR	21.86m 71-8%	2/3/17	12	1.51	13.51
► WT	7	Raven SAUNDERS	JR	21.67m 71-1%	2/3/17	9	1.23	10.23
Scored bests come from PRE-SEASON DATA								
► PV	11	Lindsey MURRAY	JR	4.29m 14-¾	1/29/16	5	0.60	5.60
► SP	1	Raven SAUNDERS	JR	19.23m 63-1%	2/12/16	20	6.03	26.03
Team Total								56.88

12




Baylor

Big 12 Conference

▼ 2

Event	Scrd As	Athlete	Yr	Scored Mark	Date	Pl. Pts.	Bonus	TOTAL
Scored bests come from CURRENT season								
► 400m	16	Leticia DE SOUZA	JR	52.93	2/3/17	1.25	0.36	1.61
► 800m	5	Aaliyah MILLER	FR	2:03.43 OT	1/20/17	12	1.14	13.14
► 4x400	10	Bennett, Hawn, Horton, De Souza		3:32.09 OT	1/20/17	4	0.84	4.84
► DMR	19	Andrews-Paul, Hawn, Miller, Montoya		11:12.39 OT	1/20/17	0.3	0.00	0.30
► PENT	27	Jenna PFEIFFER	SR	3,932 OT	1/20/17	0.125	0.00	0.13
Scored bests come from PRE-SEASON DATA								
► 60m	19	Taylor BENNETT	SO	7.30	2/26/16	0.8	0.36	1.16
► 200m	9	Taylor BENNETT	SO	23.08 OT	2/26/16	7	0.96	7.96
► 3000m	16	Maggie MONTOYA	SR	9:08.919:08.91	2/13/15	1.25	0.43	1.68
► PV	4	Annie RHODES	SR	4.40m 14-5%	2/12/16	14	1.68	15.68
► TJ	20	Brianna RICHARDSON	RS16	13.10m13.10m42-11%	3/14/15	0.7	0.02	0.72
► TJ	30	Rachel TOLIVER	SR	12.93m 42-5%	2/26/16	0.05	0.00	0.05
► SP	9	Cion HICKS	SR	17.39m 57-¾	2/12/16	7	0.97	7.97
Team Total								55.24

13



Kansas State

Big 12 Conference

▲ 5

Event	Scrd As	Athlete	Yr	Scored Mark	Date	Pl. Pts.	Bonus	TOTAL
Scored bests come from CURRENT season								
► HJ	31	Morgan COFFMAN	FR	1.80m 5-10%	1/6/17	0.04	0.00	0.04
► LJ	31	Claudette ALLEN	JR	6.20m 20-4%	1/28/17	0.04	0.00	0.04
► TJ	9	Shardia LAWRENCE	FR	13.34m 43-9%	1/28/17	7	0.74	7.74
► WT	10	Janee' KASSANAVOID	SR	21.38m 70-1%	1/20/17	6	0.82	6.82
► WT	28	Helene INGVALDSEN	FR	20.11m 65-11%	1/20/17	0.1	0.00	0.10
► PENT	7	Nina SCHULTZ	FR	4,271	2/3/17	9	1.02	10.02
Scored bests come from PRE-SEASON DATA								
► 200m	5	A'Keyla MITCHELL	JR	22.96	3/14/15	12	1.48	13.48
► HJ	4	Kimberly WILLIAMSON	SR	1.87m 6-1%	1/15/16	14	1.44	15.44
► HJ	25	Rhizlane SIBA	JR	1.81m 5-11%	12/13/14	0.2	0.00	0.20
Team Total								53.89

"Scrd As", short for "Scored As", Standing used for place points portion of performance's score combining preseason data (when applied) to current season data

Numbers in BLACK are both the performance's actual NCAA rank AND "scored as" rank Numbers in RED indicate actual NCAA rank does not exist or is worse than "scored as" rank Numbers in BLUE indicate actual NCAA rank is better than "scored as" rank

USTFCCCA Non-Member

Non-Member Schools Will NOT be ranked, beginning Week 2



## 2017 Indoor Track &amp; Field, Week #3

Only those who score >0.01 pts are shown  
D denotes multiple-event rule in affect

## WOMEN

14



Boise State

Mountain West Conference

▼ 3

Event	Scrd As	Athlete	Yr	Scored Mark	Date	Pl. Pts.	Bonus	TOTAL
Scored bests come from CURRENT season								
800m	9	Sadi HENDERSON	JR	2:04.01 OT	1/27/17	7	0.75	7.75
Scored bests come from PRE-SEASON DATA								
3000m	1	Allie OSTRANDER	SO	8:54.27 OT	2/12/16	20	2.49	22.49
5000m	2	Allie OSTRANDER	SO	15:21.85 OT	1/29/16	18	2.52	20.52
5000m	27	Minttu HUKKA	JR	16:09.36 OT	1/29/16	0.125	0.00	0.13
5000m	29	Brenna PELOQUIN	SO	16:11.90 OT	1/29/16	0.075	0.00	0.08
DMR	14			11:06.17c (11:16.41)	2/25/16	0.8	0.44	1.24
Team Total								52.20

15



Miami (Fla.)

Atlantic Coast Conference

▼ 1

Event	Scrd As	Athlete	Yr	Scored Mark	Date	Pl. Pts.	Bonus	TOTAL
Scored bests come from CURRENT season								
400m	1	Shakima WIMBLEY	SR	51.28 OT	1/20/17	20	2.72	22.72
400m	17	Brittney ELLIS	SO	53.05 OT	1/20/17	1	0.26	1.26
400m	29	Aiyanna STIVERNE	SR	53.39 OT	1/20/17	0.075	0.10	0.17
4x400	8	Stiverne, Ellis, Atherley, Wimbley		3:31.88 OT	2/3/17	6	0.91	6.91
Scored bests come from PRE-SEASON DATA								
60m	11	Kristina KNOTT	JR	7.28	2/7/16	5	0.49	5.49
200m	9	Shakima WIMBLEY	SR	23.08	2/28/15	D	0.96	2.96
H60m	11	Ebony MORRISON	SR	8.12	3/11/16	5	0.68	5.68
PENT	11	Michelle ATHERLEY	SO	4,153	3/11/16	5	0.38	5.38
Team Total								50.58

16



Purdue

Big Ten Conference

▼ 3

Event	Scrd As	Athlete	Yr	Scored Mark		Date	Pl. Pts.	Bonus	TOTAL
Scored bests come from CURRENT season									
▶ 60m	19	Devynne CHARLTON	SR	7.30		1/6/17	0.8	0.36	1.16
▶ 60m	39	Carmiesha COX	JR	7.35		1/28/17		0.05	0.05
▶ HJ	15	Janae MOFFITT	SO	1.84m	6-½	1/28/17	1.5	0.31	1.81
▶ WT	23	Sarah LOESCH	SO	20.27m	66-6	2/3/17	0.4	0.00	0.40
Scored bests come from PRE-SEASON DATA									
▶ 60m	30	Savannah CARSON	SR	7.32		2/5/16	0.05	0.22	0.27
▶ 400m	8	Brionna THOMAS	JR	52.48 OT		2/26/16	8	0.87	8.87
▶ 400m	15	Symone BLACK	JR	52.78 OT		2/26/16	1.5	0.51	2.01
▶ H60m	2	Devynne CHARLTON	SR	7.97		2/26/16	18	2.09	20.09
▶ 4x400	9			3:32.07 OT		2/26/16	5	0.84	5.84
▶ DMR	15			11:06.40 OT		2/20/16	0.7	0.41	1.11
▶ LJ	9	Savannah CARSON	SR	6.41m	21-½	2/5/16	7	0.60	7.60
Team Total									49.21

17



Alabama

Southeastern Conference

▲ 3

Event	Scrd As	Athlete	Yr	Scored Mark	Date	Pl. Pts.	Bonus	TOTAL	
Scored bests come from CURRENT season									
▶ 60m	8	Quanesha BURKS	SR	7.27	2/3/17	8	0.56	8.56	
▶ 200m	34	Takyera ROBERSON	FR	23.54	1/27/17	0.015	0.00	0.01	
▶ HJ	15	Stacey DESTIN	SO	1.84m	6-½	1.5	0.31	1.81	
▶ LJ	17	Filippa FOTOPOULOU	JR	6.34m	20-9½	1	0.21	1.21	
▶ PENT	13	Stacey DESTIN	SO	4,144	1/27/17	3	0.35	3.35	
Scored bests come from PRE-SEASON DATA									
▶ 400m	24	Domonique WILLIAMS	SR	53.19	2/26/16	0.3	0.19	0.49	
▶ H60m	21	Vanessa CLERVEAUX	SR	8.20	2/26/16	0.6	0.22	0.82	
▶ PV	8	Lakan TAYLOR	SR	4.31mA	14-1½	1/31/15	8	0.78	8.78
▶ LJ	1	Quanesha BURKS	SR	6.80m	22-3¾	3/11/16	20	3.96	23.96
Team Total								49.00	

"Scrd As", short for "Scored As", Standing used for place points portion of performance's score combining preseason data (when applied) to current season data

Numbers in BLACK are both the performance's actual NCAA rank AND "scored as" rank Numbers in RED indicate actual NCAA rank does not exist or is worse than "scored as" rank Numbers in BLUE indicate actual NCAA rank is better than "scored as" rank

USTFCCCA Non-Member

Non-Member Schools Will NOT be ranked, beginning Week 2



## 2017 Indoor Track &amp; Field, Week #3

Only those who score >0.01 pts are shown  
D denotes multiple-event rule in affect

## WOMEN

18



NC State

Atlantic Coast Conference

▼ 2

Event	Scrd As	Athlete	Yr	Scored Mark	Date	Pl. Pts.	Bonus	TOTAL
Scored bests come from CURRENT season								
3000m	8	Rachel KOON	SO	9:05.32cf	9:09.99	2/3/17	8 0.81	8.81
5000m	25	Rachel KOON	SO	16:04.01	12/3/16	0.2	0.08	0.28
Scored bests come from PRE-SEASON DATA								
Mile	14	Megan MOYE	SR	4:37.04 OT	2/12/16	2	0.58	2.58
3000m	2	Wesley FRAZIER	JR	8:56.66cAf	(9:01.26)	1/29/16	18 2.09	20.09
3000m	10	Erika KEMP	JR	9:06.07 OT	2/12/16	6	0.73	6.73
5000m	7	Erika KEMP	JR	15:45.46	12/5/15	9	0.87	9.87
Team Total								48.37

19



Oklahoma State

Big 12 Conference

▼ 2

Event	Scrd As	Athlete	Yr	Scored Mark	Date	Pl. Pts.	Bonus	TOTAL
Scored bests come from PRE-SEASON DATA								
800m	6	Savannah CAMACHO	SR	2:03.48 OT	2/20/16	10	1.11	11.11
800m	7	Kaela EDWARDS	JR	2:03.59	3/14/15	D	9 1.03	3.03
800m	14	Chelsea JARVIS	JR	2:04.45	2/12/16	2	0.51	2.51
Mile	2	Kaela EDWARDS	JR	4:32.14	1/29/16	18	2.04	20.04
3000m	11	Kaela EDWARDS	SR	9:06.27 OT	2/12/16	D	5 0.71	2.71
DMR	9			11:01.15	1/29/16	5	1.08	6.08
Team Total								45.48

20



Penn State

Big Ten Conference

▼ 1

Event	Scrd As	Athlete	Yr	Scored Mark	Date	Pl. Pts.	Bonus	TOTAL
Scored bests come from CURRENT season								
800m	10	Danae RIVERS	FR	2:04.04 OT	1/20/17	D	6 0.73	2.73
Mile	4	Danae RIVERS	FR	4:34.87	1/27/17	14	1.12	15.12
3000m	13	Tessa BARRETT	SO	9:07.22	1/27/17	3	0.61	3.61
TJ	10	Dannielle GIBSON	SR	13.33m	43-9	1/14/17	6 0.70	6.70
SP	25	Alyssa ROBINSON	SR	16.30m	53-5½	1/27/17	0.2 0.00	0.20
Scored bests come from PRE-SEASON DATA								
5000m	8	Tessa BARRETT	SO	15:46.08 OT	2/12/16	8	0.84	8.84
5000m	26	Elizabeth CHIKOTAS	JR	16:04.66 OT	2/12/16	0.15	0.07	0.22
H60m	33	Quenee DALE	JR	8.26	1/16/16	0.02	0.01	0.03
PV	18	Lexi MASTERSON	SR	4.21m	13-9½	2/26/16	0.9 0.14	1.04
SP	31	Obeng MARFO	JR	16.09m	52-9½	2/26/16	0.04 0.00	0.04
Team Total								38.53

21



Tennessee

Southeastern Conference

unch

Event	Scrd As	Athlete	Yr	Scored Mark	Date	Pl. Pts.	Bonus	TOTAL
Scored bests come from CURRENT season								
60m	39	Shania COLLINS	JR	7.35	1/13/17		0.05	0.05
LJ	33	Cidaea' WOODS	JR	6.18m	20-3½	1/7/17	0.02 0.00	0.02
SP	24	Stamatia SCARVELIS	SO	16.31m	53-6¼	1/13/17	0.3 0.00	0.30
WT	25	Stamatia SCARVELIS	SO	20.24m	66-5	1/27/17	0.2 0.00	0.20
WT	30	Candice BUTLER	SR	19.94m	65-5	2/3/17	0.05 0.00	0.05
Scored bests come from PRE-SEASON DATA								
60m	11	Kali DAVIS-WHITE	SR	7.28	1/15/16	5	0.49	5.49
200m	9	Kali DAVIS-WHITE	SR	23.08	3/12/16	7	0.96	7.96
200m	16	Felecia MAJORS	SR	23.21	2/28/14	1.25	0.48	1.73
400m	9	Felecia MAJORS	SR	52.49	2/26/16	7	0.85	7.85
4x400	6			3:30.56	2/26/16	10	1.60	11.60
PV	16	Kristen DENK	SO	4.22m	13-10	2/26/16	1.25 0.19	1.44
Team Total								36.69

"Scrd As", short for "Scored As", Standing used for place points portion of performance's score combining preseason data (when applied) to current season data

Numbers in BLACK are both the performance's actual NCAA rank AND "scored as" rank Numbers in RED indicate actual NCAA rank does not exist or is worse than "scored as" rank Numbers in BLUE indicate actual NCAA rank is better than "scored as" rank

USTFCCCA Non-Member

Non-Member Schools Will NOT be ranked, beginning Week 2



## 2017 Indoor Track &amp; Field, Week #3

Only those who score >0.01 pts are shown  
D denotes multiple-event rule in affect

## WOMEN

22



Washington

Mountain Pacific Sports Federation

▲ 1

Event	Scrd As	Athlete	Yr	Scored Mark	Date	Pl. Pts.	Bonus	TOTAL
Scored bests come from PRE-SEASON DATA								
60m	8	Kennadi BOUYER	SR	7.27	3/11/16	8	0.56	8.56
3000m	29	Anna MAXWELL	JR	9:12.38 OT	2/12/16	0.075	0.14	0.21
3000m	32	Katie KNIGHT	JR	9:16.31 OT	2/12/16	0.03	0.00	0.03
DMR	5			10:58.52	3/12/16	12	1.57	13.57
PV	5	Elizabeth QUICK	SR	4.35m 14-3½	2/12/16	12	1.14	13.14
Team Total								35.51

23



Georgetown

BIG EAST Conference

▼ 1

Event	Scrd As	Athlete	Yr	Scored Mark	Date	Pl. Pts.	Bonus	TOTAL
Scored bests come from CURRENT season								
Mile	30	Kennedy WEISNER	JR	4:39.69	1/27/17	0.05	0.07	0.12
Scored bests come from PRE-SEASON DATA								
800m	4	Sabrina SOUTHERLAND	SR	2:03.10	2/6/16	14	1.36	15.36
800m	21	Emma KEENAN	JR	2:04.97	2/20/16	0.6	0.28	0.88
800m	24	Piper DONAGHU	JR	2:05.25	2/21/15	0.3	0.16	0.46
DMR	3			10:54.77	1/29/16	16	2.28	18.28
Team Total								35.10

24



Harvard

Ivy League

unch

Event	Scrd As	Athlete	Yr	Scored Mark	Date	Pl. Pts.	Bonus	TOTAL
Scored bests come from CURRENT season								
200m	6	Gabrielle THOMAS	SO	23.01	1/27/17	10	1.26	11.26
Scored bests come from PRE-SEASON DATA								
3000m	28	Courtney SMITH	JR	9:12.37cAf (9:17.10)	2/27/16	0.1	0.14	0.24
5000m	9	Courtney SMITH	JR	15:46.44 OT	2/12/16	7	0.82	7.82
4x400	21			3:35.58c (3:35.14)	2/12/16	0.1	0.00	0.10
SP	4	Nikki OKWELOGU	SR	17.66m 57-11½	3/12/16	14	1.60	15.60
Team Total								35.03

25



Oklahoma

Big 12 Conference

▲ 2

Event	Scrd As	Athlete	Yr	Scored Mark	Date	Pl. Pts.	Bonus	TOTAL
Scored bests come from CURRENT season								
▶ 60m	30	Leya BUCHANAN	JR	7.32	1/27/17	0.05	0.22	0.27
▶ 200m	24	Ama PIPI	JR	23.44	1/21/17	0.3	0.02	0.32
▶ LJ	16	Baileh SIMMS	SR	6.35m	20-10 2/3/17	1.25	0.25	1.50
▶ SP	6	Jessica WOODARD	JR	17.48m	57-4½ 1/27/17	10	1.15	11.15
Scored bests come from PRE-SEASON DATA								
▶ 60m	42	Daye Shon ROBERSON	SR	7.36	1/16/16		0.01	0.01
▶ 200m	7	Daye SHON ROBERSON	SR	23.05	3/12/16	9	1.09	10.09
▶ 400m	13	Daye SHON ROBERSON	SR	52.62	1/23/16	D	3	0.67
▶ PV	9	Mackenzie SHELL	SO	4.30m	14-1½ 3/12/16	7	0.69	7.69
Team Total								33.70

26



Cincinnati

American Athletic Conference

unch

Event	Scrd As	Athlete	Yr	Scored Mark	Date	Pl. Pts.	Bonus	TOTAL
Scored bests come from CURRENT season								
WT	1	Annette ECHIKUNWOKE	JR	22.53m 73-11	1/20/17	20	2.89	22.89
Scored bests come from PRE-SEASON DATA								
HJ	7	Loretta BLAUT	JR	1.86m 6-1½	1/15/16	9	0.96	9.96
TJ	21	Rebecca ABRAHAMSSON	JR	13.07m 42-10½	2/12/16	0.6	0.00	0.60
Team Total								33.45

27



South Carolina

Southeastern Conference

▲ 1

Event	Scrd As	Athlete	Yr	Scored Mark	Date	Pl. Pts.	Bonus	TOTAL
Scored bests come from CURRENT season								
H60m	31	Taranisha TAYLOR	SR	8.25	2/3/17	0.04	0.04	0.08
4x400	12	Abrams, Holmes, Brockington, Haith		3:32.77	1/27/17	1	0.60	1.60
LJ	22	Rougui SOW	JR	6.28m 20-7½	1/20/17	0.5	0.01	0.51
Scored bests come from PRE-SEASON DATA								
400m	4	Briana HAITH	SR	52.34	2/26/16	14	1.08	15.08
400m	12	Aliyah ABRAMS	SO	52.60	2/26/16	4	0.69	4.69
TJ	8	Natasha DICKS	SR	13.35m 43-9½	2/26/16	8	0.78	8.78
Team Total								30.74

"Scrd As", short for "Scored As", Standing used for place points portion of performance's score combining preseason data (when applied) to current season data

Numbers in BLACK are both the performance's actual NCAA rank AND "scored as" rank Numbers in RED indicate actual NCAA rank does not exist or is worse than "scored as" rank Numbers in BLUE indicate actual NCAA rank is better than "scored as" rank

USTFCCCA Non-Member

Non-Member Schools Will NOT be ranked, beginning Week 2



## 2017 Indoor Track &amp; Field, Week #3

Only those who score >0.01 pts are shown  
D denotes multiple-event rule in affect

## WOMEN

28



Stanford

Mountain Pacific Sports Federation

▲ 1

Event	Scrd As	Athlete	Yr	Scored Mark	Date	Pl. Pts.	Bonus	TOTAL
Scored bests come from CURRENT season								
800m	29	Elise CRANNY	JR	2:05.51	1/27/17	0.075	0.10	0.18
800m	30	Rebecca MEHRA	SR	2:05.81	1/27/17	0.05	0.04	0.09
5000m	16	Vanessa FRASER	JR	15:56.89 OT	1/27/17	1.25	0.28	1.53
Scored bests come from PRE-SEASON DATA								
800m	12	Olivia BAKER	JR	2:04.10	1/29/16	4	0.69	4.69
800m	26	Malika WASCHMANN	SR	2:05.33 OT	2/26/16	0.15	0.14	0.29
Mile	23	Elise CRANNY	JR	4:38.44 OT	2/12/16	0.4	0.28	0.68
3000m	21	Vanessa FRASER	JR	9:09.89 OT	2/26/16	0.6	0.32	0.92
4x400	17			3:33.92 OT	2/26/16	0.5	0.19	0.69
DMR	2			10:54.58	1/29/16	18	2.32	20.32
SP	27	Lena GIGER	SO	16.16m 53-¾	2/26/16	0.125	0.00	0.13
Team Total								29.50

29



New Mexico

Mountain West Conference

▼ 4

Event	Scrd As	Athlete	Yr	Scored Mark	Date	Pl. Pts.	Bonus	TOTAL
Scored bests come from CURRENT season								
Mile	12	Sophie CONNOR	SR	4:36.86cA 4:43.03	1/28/17	4	0.62	4.62
TJ	15	Jannell HADNOT	SR	13.26m 43-6	2/3/17	1.5	0.42	1.92
Scored bests come from PRE-SEASON DATA								
Mile	27	Calli THACKERY	SR	4:39.32c (4:45.54)	1/30/16	0.125	0.11	0.23
3000m	6	Calli THACKERY	SR	9:03.59 OT	2/12/16	10	1.00	11.00
5000m	10	Ednah KURGAT	JR	15:47.89 OT	2/12/16	6	0.74	6.74
DMR	10			11:01.86cAf (11:08.95)	2/20/16	4	0.97	4.97
Team Total								29.49

30



Louisville

Atlantic Coast Conference

unch

Event	Scrd As	Athlete	Yr	Scored Mark	Date	Pl. Pts.	Bonus	TOTAL
Scored bests come from CURRENT season								
LJ	24	Allexis GIBBONS	FR	6.26m 20-6½	12/3/16	0.3	0.00	0.30
Scored bests come from PRE-SEASON DATA								
LJ	28	Bre'Yana WASH	SR	6.21m 20-4½	1/29/16	0.1	0.00	0.10
SP	10	Emmonnie HENDERSON	JR	17.17m 56-4	12/9/16	6	0.61	6.61
WT	3	Dolly NYEMAH	SR	22.21m 72-10½	3/11/16	16	2.19	18.19
PENT	22	Holly HANKENSON	JR	4,009	2/25/16	0.5	0.00	0.50
Team Total								25.70

31



Illinois

Big Ten Conference

▲ 3

Event	Scrd As	Athlete	Yr	Scored Mark	Date	Pl. Pts.	Bonus	TOTAL
Scored bests come from CURRENT season								
H60m	3	Pedrya SEYMOUR	SO	7.98	1/20/17	16	1.98	17.98
HJ	10	Kandie BLOCH-JONES	SR	1.85m 6-¾	1/14/17	6	0.62	6.62
Scored bests come from PRE-SEASON DATA								
800m	32	Nicole CHOQUETTE	SR	2:05.90 OT	2/26/16	0.03	0.02	0.05
Team Total								24.66

32



Colorado

Mountain Pacific Sports Federation

▲ 21

Event	Scrd As	Athlete	Yr	Scored Mark	Date	Pl. Pts.	Bonus	TOTAL
Scored bests come from CURRENT season								
Mile	3	Dani JONES	SO	4:32.68cA 4:39.50	2/2/17	16	1.86	17.86
Mile	29	Tabor SCHOLL	FR	4:39.58cA 4:46.57	2/2/17	0.075	0.08	0.16
Scored bests come from PRE-SEASON DATA								
3000m	14	Erin CLARK	JR	9:08.29 OT	2/26/16	2	0.49	2.49
3000m	19	Kaitlyn BENNER	JR	9:09.66	3/12/16	0.8	0.35	1.15
5000m	14	Erin CLARK	JR	15:54.01 OT	2/12/16	2	0.40	2.40
5000m	23	Kaitlyn BENNER	JR	16:01.53 OT	2/12/16	0.4	0.15	0.55
Team Total								24.60

"Scrd As", short for "Scored As", Standing used for place points portion of performance's score combining preseason data (when applied) to current season data

Numbers in BLACK are both the performance's actual NCAA rank AND "scored as" rank Numbers in RED indicate actual NCAA rank does not exist or is worse than "scored as" rank Numbers in BLUE indicate actual NCAA rank is better than "scored as" rank

USTFCCCA Non-Member

Non-Member Schools Will NOT be ranked, beginning Week 2



## 2017 Indoor Track &amp; Field, Week #3

Only those who score >0.01 pts are shown  
D denotes multiple-event rule in affect

## WOMEN

33



Nebraska

Big Ten Conference

unch

Event	Scrd As	Athlete	Yr	Scored Mark	Date	Pl. Pts.	Bonus	TOTAL
Scored bests come from CURRENT season								
SP	27	Toni TUPPER	SO	16.16m	53-¾	2/3/17	0.125	0.00 0.13
Scored bests come from PRE-SEASON DATA								
HJ	4	Reka CZUTH	JR	1.87m	6-1½	2/5/16	14	1.44 15.44
LJ	9	Tierra WILLIAMS	SR	6.41m	21-¾	5/27/16	7	0.60 7.60
LJ	27	Jazmin MCCOY	SR	6.22m	20-5	2/15/14	0.125	0.00 0.13
TJ	17	Tierra WILLIAMS	SR	13.22m	43-4½	3/12/16	1	0.27 1.27
Team Total								24.56

34



Wisconsin

Big Ten Conference

▼ 3

Event	Scrd As	Athlete	Yr	Scored Mark	Date	Pl. Pts.	Bonus	TOTAL
Scored bests come from CURRENT season								
TJ	28	Chinne OKORONKWO	FR	12.98m	42-7	1/21/17	0.1	0.00 0.10
WT	9	Banke OGinni	SO	21.60m	70-10½	1/21/17	7	1.13 8.13
Scored bests come from PRE-SEASON DATA								
HJ	23	Georgia ELLENWOOD	SR	1.82m	5-11½	2/26/16	0.4	0.00 0.40
PENT	4	Georgia ELLENWOOD	SR	4,392 OT		2/26/16	14	1.90 15.90
Team Total								24.52

35



Arizona

Mountain Pacific Sports Federation

▲ 3

Event	Scrd As	Athlete	Yr	Scored Mark	Date	Pl. Pts.	Bonus	TOTAL
Scored bests come from CURRENT season								
400m	7	Sage WATSON	SR	52.39ca OT	52.18	1/13/17	9	1.01 10.01
3000m	12	Claire GREEN	JR	9:07.21		2/3/17	4	0.61 4.61
HJ	10	Lisanne HAGENS	SR	1.85m	6-¾	1/13/17	6	0.62 6.62
HJ	31	Karla TERAN	FR	1.80m	5-10½	1/13/17	0.04	0.00 0.04
Scored bests come from PRE-SEASON DATA								
4x400	11			3:32.54 OT		2/26/16	2	0.68 2.68
PENT	33	Alyssa THOMPSON	SR	3,904 OT		2/27/15	0.02	0.00 0.02
Team Total								23.98

36



Clemson

Atlantic Coast Conference

▼ 4

Event	Scrd As	Athlete	Yr	Scored Mark	Date	Pl. Pts.	Bonus	TOTAL
Scored bests come from CURRENT season								
60m	15	Angelica COLLINS	JR	7.29		2/3/17	1.5	0.42 1.92
60m	34	Rebekah SMITH	FR	7.33	1/7/17		0.015	0.16 0.17
60m	42	Torie ROBINSON	JR	7.36	1/7/17			0.01 0.01
800m	34	Ersula FARROW	SO	2:06.17	1/14/17		0.015	0.00 0.01
Mile	7	Grace BARNETT	JR	4:35.66	12/10/16		9	0.89 9.89
Scored bests come from PRE-SEASON DATA								
60m	42	Sabria HADLEY	JR	7.36	1/15/16		0.01	0.01 0.01
200m	19	Sabria HADLEY	SR	23.35	2/12/16		0.8	0.15 0.95
400m	27	Olivia JAMES	JR	53.24	2/14/15		0.125	0.17 0.29
4x400	20			3:35.51	2/12/16		0.2	0.00 0.20
DMR	7			11:00.44caf (11:07.51)	2/20/16		8	1.21 9.21
TJ	19	Anasterasia TERRELL	SR	13.11m	43-¾	2/12/16	0.8	0.04 0.84
TJ	23	Iana AMSTERDAM	SR	13.02m	42-8¾	1/29/16	0.4	0.00 0.40
Team Total								23.91

37



Georgia State

Sun Belt Conference

▼ 2

Event	Scrd As	Athlete	Yr	Scored Mark	Date	Pl. Pts.	Bonus	TOTAL
Scored bests come from CURRENT season								
WT	1	LaPorscha WELLS	SR	22.53m	73-11	1/22/17	20	2.89 22.89
Scored bests come from PRE-SEASON DATA								
SP	18	LaPorscha WELLS	SR	16.55m	54-3¾	2/22/16	0.9	0.01 0.91
Team Total								23.80

38



New Hampshire

America East Conference

▼ 2

Event	Scrd As	Athlete	Yr	Scored Mark	Date	Pl. Pts.	Bonus	TOTAL
Scored bests come from CURRENT season								
800m	27	Elinor PURRIER	JR	2:05.43cu	2:07.49	1/21/17	0.125	0.12 0.24
Scored bests come from PRE-SEASON DATA								
Mile	1	Elinor PURRIER	JR	4:29.71		2/12/16	20	2.87 22.87
Team Total								23.12

"Scrd As", short for "Scored As", Standing used for place points portion of performance's score combining preseason data (when applied) to current season data

Numbers in BLACK are both the performance's actual NCAA rank AND "scored as" rank Numbers in RED indicate actual NCAA rank does not exist or is worse than "scored as" rank Numbers in BLUE indicate actual NCAA rank is better than "scored as" rank

USTFCCCA Non-Member

Non-Member Schools Will NOT be ranked, beginning Week 2





## 2017 Indoor Track &amp; Field, Week #3

Only those who score >0.01 pts are shown  
D denotes multiple-event rule in affect

## WOMEN

39



Akron

Mid-American Conference

▲ 1

Event	Scrd As	Athlete	Yr	Scored Mark	Date	Pl. Pts.	Bonus	TOTAL
Scored bests come from CURRENT season								
HJ	15	Nikki MANSON	SR	1.84m	6-½	1/27/17	1.5	0.31 1.81
PV	6	Lucy BRYAN	FR	4.33m	14-2½	2/3/17	10	0.96 10.96
Scored bests come from PRE-SEASON DATA								
PV	30	Rebecca SZABO	SR	4.15m	13-7½	2/26/16	0.05	0.00 0.05
LJ	20	Daniella JOHNSON	SR	6.32m	20-9	2/5/16	0.7	0.15 0.85
TJ	34	Ariadna RAMOS GANDIA	SR	12.88m	42-3½	2/26/16	0.015	0.00 0.01
PENT	9	Jaclyn SIEFRING	JR	4,215 OT		2/26/16	7	0.61 7.61
Team Total								21.29

40



Villanova

BIG EAST Conference

▼ 3

Event	Scrd As	Athlete	Yr	Scored Mark	Date	Pl. Pts.	Bonus	TOTAL
Scored bests come from CURRENT season								
800m	3	Siofra CLEIRIGH BUTTNER	JR	2:02.97	1/27/17	16	1.45	17.45
Mile	18	Nicole HUTCHINSON	SO	4:37.63	1/27/17	0.9	0.45	1.35
3000m	18	Nicole HUTCHINSON	SO	9:09.59	2/4/17	0.9	0.35	1.25
DMR	16	Bockoven, Onque-Shabazz, Ciluffo, Cleirigh Buttne		11:07.90	1/27/17	0.6	0.25	0.85
Team Total								20.91

41



Indiana

Big Ten Conference

▲ 13

Event	Scrd As	Athlete	Yr	Scored Mark	Date	Pl. Pts.	Bonus	TOTAL
Scored bests come from CURRENT season								
Mile	24	Brenna CALDER	JR	4:38.88 OT	2/3/17	0.3	0.18	0.48
3000m	7	Katherine RECEVEUR	SO	9:03.71 OT	2/3/17	9	0.99	9.99
5000m	12	Katherine RECEVEUR	SO	15:50.30	12/9/16	4	0.60	4.60
DMR	13	Calder, Williams, Hippensteel, Receveur		11:06.15 OT	2/3/17	0.9	0.44	1.34
Scored bests come from PRE-SEASON DATA								
WT	12	Nakel MCCLINTON	SR	20.96m	68-9½	2/12/16	4	0.50 4.50
Team Total								20.91

42



Iowa State

Big 12 Conference

▼ 3

Event	Scrd As	Athlete	Yr	Scored Mark	Date	Pl. Pts.	Bonus	TOTAL
Scored bests come from CURRENT season								
800m	20	Jasmine STAEBLER	SO	2:04.81	1/27/17	0.7	0.35	1.05
TJ	3	Jhoanmy LUQUE	JR	13.57m	44-6¼	1/27/17	16	1.90 17.90
Scored bests come from PRE-SEASON DATA								
5000m	31	Erin HOOKER	JR	16:12.96 OT	2/12/16	0.04	0.00	0.04
LJ	15	Jhoanmy LUQUE	JR	6.37m	20-10½	2/26/16	1.5	0.33 1.83
Team Total								20.82

43



Virginia Tech

Atlantic Coast Conference

▲ 5

Event	Scrd As	Athlete	Yr	Scored Mark	Date	Pl. Pts.	Bonus	TOTAL
Scored bests come from CURRENT season								
800m	2	Hanna GREEN	SR	2:01.91cf	2:03.31	2/3/17	18	2.18 20.18
Team Total								20.18

44



Arkansas State

Sun Belt Conference

▼ 2

Event	Scrd As	Athlete	Yr	Scored Mark	Date	Pl. Pts.	Bonus	TOTAL
Scored bests come from CURRENT season								
SP	2	Erin FARMER	SR	17.80m	58-4¼	1/20/17	18	2.00 20.00
Scored bests come from PRE-SEASON DATA								
WT	29	Erin FARMER	SR	20.00m	65-7½	12/3/16	0.075	0.00 0.08
Team Total								20.07

45



Kent State

Mid-American Conference

▼ 2

Event	Scrd As	Athlete	Yr	Scored Mark	Date	Pl. Pts.	Bonus	TOTAL
Scored bests come from CURRENT season								
PV	19	Samantha TOLLERUD		4.20m	13-9¼	1/28/17	0.8	0.10 0.90
Scored bests come from PRE-SEASON DATA								
SP	3	Danniel THOMAS	RS16	17.71m	58-1¼	2/27/15	16	1.74 17.74
WT	20	Gabrielle FIGUEROA	JR	20.39m	66-10½	1/16/16	0.7	0.07 0.77
Team Total								19.41

"Scrd As", short for "Scored As", Standing used for place points portion of performance's score combining preseason data (when applied) to current season data

Numbers in BLACK are both the performance's actual NCAA rank AND "scored as" rank Numbers in RED indicate actual NCAA rank does not exist or is worse than "scored as" rank Numbers in BLUE indicate actual NCAA rank is better than "scored as" rank

USTFCCCA Non-Member

Non-Member Schools Will NOT be ranked, beginning Week 2



## 2017 Indoor Track &amp; Field, Week #3

Only those who score >0.01 pts are shown  
D denotes multiple-event rule in affect

## WOMEN

46



Air Force

Mountain West Conference

▲ 1

Event	Scrd As	Athlete	Yr	Scored Mark	Date	Pl. Pts.	Bonus	TOTAL
-------	---------	---------	----	-------------	------	----------	-------	-------

## Scored bests come from CURRENT season

▶ HJ	4	Shelley SPIRES	JR	1.87m	6-1½	1/19/17	14	1.44	15.44
▶ PV	13	Kathryn TOMCZAK	SO	4.26m	13-11½	2/3/17	3	0.37	3.37

Team Total 18.81

47



Arizona State

Mountain Pacific Sports Federation

▲ 2

Event	Scrd As	Athlete	Yr	Scored Mark	Date	Pl. Pts.	Bonus	TOTAL
-------	---------	---------	----	-------------	------	----------	-------	-------

## Scored bests come from CURRENT season

▶ SP	5	Maggie EWEN	JR	17.50m	57-5	1/13/17	12	1.18	13.18
▶ WT	11	Maggie EWEN	JR	21.04m	69-½	2/3/17	5	0.56	5.56

## Scored bests come from PRE-SEASON DATA

▶ TJ	32	Keyasia TIBBS	SR	12.92m	42-4¾	2/26/16	0.03	0.00	0.03
------	----	---------------	----	--------	-------	---------	------	------	------

Team Total 18.78

48



Texas A&amp;M

Southeastern Conference

▼ 4

Event	Scrd As	Athlete	Yr	Scored Mark	Date	Pl. Pts.	Bonus	TOTAL
-------	---------	---------	----	-------------	------	----------	-------	-------

## Scored bests come from CURRENT season

▶ 60m	26	Amber IVY	FR	7.31		1/21/17	0.15	0.29	0.44
▶ 200m	12	Danyel WHITE	FR	23.14		2/3/17	4	0.70	4.70
▶ 200m	26	Amber IVY	FR	23.45		1/21/17	0.15	0.01	0.16
▶ 200m	33	Brenessa THOMPSON	SO	23.53		2/3/17	0.02	0.00	0.02
▶ 800m	19	Jazmine FRAY	SO	2:04.76		1/27/17	0.8	0.37	1.17
▶ 800m	23	Katie WILLARD	SR	2:05.04		1/27/17	0.4	0.25	0.65
▶ 4x400	16	Reed, Desrosiers, White, Baird		3:33.54		2/3/17	0.6	0.32	0.92

▶ PV	23	Emily GUNDERSON	JR	4.18m	13-8¾	1/27/17	0.4	0.01	0.41
------	----	-----------------	----	-------	-------	---------	-----	------	------

## Scored bests come from PRE-SEASON DATA

▶ 60m	11	Aaliyah BROWN	SR	7.28		2/14/15	5	0.49	5.49
▶ 200m	15	Diamond SPAULDING	SO	23.19		2/26/16	1.5	0.54	2.04
▶ 200m	18	Aaliyah BROWN	SR	23.30		2/5/16	0.9	0.22	1.12
▶ 400m	28	Kadecia BAIRD	JR	53.34		2/15/14	0.1	0.12	0.22
▶ 400m	35	Briyahna DESROSIERS	JR	53.53		1/15/16	0.01	0.03	0.04

Team Total 17.38

49



Missouri

Southeastern Conference

▼ 8

Event	Scrd As	Athlete	Yr	Scored Mark	Date	Pl. Pts.	Bonus	TOTAL
-------	---------	---------	----	-------------	------	----------	-------	-------

## Scored bests come from CURRENT season

▶ Mile	6	Karissa SCHWEIZER	JR	4:35.61		1/27/17	D	10	0.90	2.90
▶ 5000m	5	Karissa SCHWEIZER	JR	15:37.40		12/3/16		12	1.32	13.32

## Scored bests come from PRE-SEASON DATA

▶ 60m	26	LaQuisha JACKSON	SR	7.31		1/31/15		0.15	0.29	0.44
▶ 4x400	18			3:34.42		2/26/16		0.4	0.09	0.49

Team Total 17.15

50



Winthrop

Big South Conference

▼ 4

Event	Scrd As	Athlete	Yr	Scored Mark	Date	Pl. Pts.	Bonus	TOTAL
-------	---------	---------	----	-------------	------	----------	-------	-------

## Scored bests come from PRE-SEASON DATA

▶ WT	4	Marthaline COOPER	SR	21.93m	71-11½	2/19/16		14	1.62	15.62
------	---	-------------------	----	--------	--------	---------	--	----	------	-------

Team Total 15.62

51



Providence

BIG EAST Conference

▼ 6

Event	Scrd As	Athlete	Yr	Scored Mark	Date	Pl. Pts.	Bonus	TOTAL
-------	---------	---------	----	-------------	------	----------	-------	-------

## Scored bests come from CURRENT season

▶ Mile	17	Millie PALADINO	JR	4:37.53		1/27/17		1	0.47	1.47
▶ 5000m	15	Brianna ILARDA	JR	15:55.91		12/3/16		1.5	0.30	1.80

## Scored bests come from PRE-SEASON DATA

▶ 5000m	6	Sarah COLLINS	SR	15:41.00		12/7/13		10	1.12	11.12
▶ 5000m	24	Catarina ROCHA	JR	16:03.44		2/12/16		0.3	0.10	0.40

Team Total 14.80

"Scrd As", short for "Scored As", Standing used for place points portion of performance's score combining preseason data (when applied) to current season data

Numbers in BLACK are both the performance's actual NCAA rank AND "scored as" rank Numbers in RED indicate actual NCAA rank does not exist or is worse than "scored as" rank Numbers in BLUE indicate actual NCAA rank is better than "scored as" rank

USTFCCCA Non-Member

Non-Member Schools Will NOT be ranked, beginning Week 2



## 2017 Indoor Track &amp; Field, Week #3

Only those who score >0.01 pts are shown  
D denotes multiple-event rule in affect

## WOMEN

52



Mississippi State

Southeastern Conference

▼ 1

Event	Scrd As	Athlete	Yr	Scored Mark	Date	Pl. Pts.	Bonus	TOTAL
Scored bests come from CURRENT season								
H60m	27	Tiffany FLYNN	JR	8.23	1/27/17	0.125	0.11	0.24
DMR	18	Price, Lewis, Cayton-Smith, Price		11:10.63	2/3/17	0.4	0.09	0.49
HJ	7	Logan BOSS	JR	1.86m	6-1½	9	0.96	9.96
LJ	26	Tiffany FLYNN	JR	6.23m	20-5½	0.15	0.00	0.15
TJ	13	Tiffany FLYNN	JR	13.29m	43-7½	3	0.54	3.54
WT	33	Brianna SMITH	JR	19.83m	65-¾	0.02	0.00	0.02
Team Total								14.40

53



Tennessee State

Ohio Valley Conference

▼ 3

Event	Scrd As	Athlete	Yr	Scored Mark	Date	Pl. Pts.	Bonus	TOTAL
Scored bests come from CURRENT season								
LJ	24	Amber HUGHES	SR	6.26m	20-6½	0.3	0.00	0.30
TJ	5	Amber HUGHES	SR	13.44m	44-1½	12	1.14	13.14
Scored bests come from PRE-SEASON DATA								
H60m	21	Amber HUGHES	SR	8.20	2/26/16	0.6	0.22	0.82
Team Total								14.26

54



Auburn

Southeastern Conference

▲ 1

Event	Scrd As	Athlete	Yr	Scored Mark	Date	Pl. Pts.	Bonus	TOTAL
Scored bests come from CURRENT season								
WT	19	Jasmine MANIGAULT	SR	20.43m	67-½	0.8	0.10	0.90
Scored bests come from PRE-SEASON DATA								
60m	26	Jonielle SMITH	JR	7.31	1/22/16	0.15	0.29	0.44
200m	28	Jonielle SMITH	JR	23.48	2/12/16	0.1	0.00	0.10
LJ	20	Dominique BULLOCK	JR	6.32m	20-9	0.7	0.15	0.85
TJ	6	Marshay RYAN	SR	13.42mA	44-¾	10	1.05	11.05
Team Total								13.33

55



Furman

Southern Conference

▲ 51

Event	Scrd As	Athlete	Yr	Scored Mark		Date	Pl. Pts.	Bonus	TOTAL
Scored bests come from CURRENT season									
▶ 3000m	5	Allie BUCHALSKI	JR	9:02.04cf	9:06.68	2/3/17	12	1.20	13.20
Team Total									13.20

56



Samford

Southern Conference

▲ 55

Event	Scrd As	Athlete	Yr	Scored Mark		Date	Pl. Pts.	Bonus	TOTAL
Scored bests come from CURRENT season									
▶ Mile	5	Karisa NELSON	JR	4:35.55cf	4:38.27	2/3/17	12	0.91	12.91
▶ 3000m	30	Karisa NELSON	JR	9:15.34 OT		1/20/17	0.05	0.00	0.05
Team Total									12.96

57



North Carolina

Atlantic Coast Conference

▼ 5

Event	Scrd As	Athlete	Yr	Scored Mark		Date	Pl. Pts.	Bonus	TOTAL
Scored bests come from CURRENT season									
▶ HJ	10	Nicole GREENE	SO	1.85m	6-¾	1/21/17	6	0.62	6.62
Scored bests come from PRE-SEASON DATA									
▶ HJ	31	Emily GODWIN	SR	1.80m	5-10¾	2/25/16	0.04	0.00	0.04
▶ SP	13	Sarah HOWARD	SR	16.98m	55-8½	2/22/14	3	0.42	3.42
▶ PENT	17	Emily GODWIN	SR	4,091f		1/21/16	1	0.15	1.15
▶ PENT	19	Tory KEMP	SR	4,052		2/25/16	0.8	0.01	0.81
Team Total									12.05

58



Georgia Tech

Atlantic Coast Conference

▲ 1

Event	Scrd As	Athlete	Yr	Scored Mark		Date	Pl. Pts.	Bonus	TOTAL
Scored bests come from PRE-SEASON DATA									
▶ H60m	25	Kenya COLLINS	SR	8.22		2/25/16	0.2	0.15	0.35
▶ LJ	12	Bria MATTHEWS	SO	6.40m	21-0	1/29/16	4	0.53	4.53
▶ TJ	10	Bria MATTHEWS	SO	13.33m	43-9	1/22/16	6	0.70	6.70
Team Total									11.58

"Scrd As", short for "Scored As", Standing used for place points portion of performance's score combining preseason data (when applied) to current season data

Numbers in BLACK are both the performance's actual NCAA rank AND "scored as" rank Numbers in RED indicate actual NCAA rank does not exist or is worse than "scored as" rank Numbers in BLUE indicate actual NCAA rank is better than "scored as" rank

USTFCCCA Non-Member

Non-Member Schools Will NOT be ranked, beginning Week 2



## 2017 Indoor Track &amp; Field, Week #3

Only those who score >0.01 pts are shown  
D denotes multiple-event rule in affect

## WOMEN

59



Florida State

Atlantic Coast Conference

▼ 2

Event	Scrd As	Athlete	Yr	Scored Mark	Date	Pl. Pts.	Bonus	TOTAL
-------	---------	---------	----	-------------	------	----------	-------	-------

## Scored bests come from CURRENT season

▶ H60m	20	Peta-Gay WILLIAMS	SO	8.19		1/27/17	0.7	0.25	0.95
▶ H60m	33	Cortney JONES	FR	8.26		1/27/17	0.02	0.01	0.03
▶ HJ	10	Eleonora OMOREGIE	FR	1.85m	6-¾	1/27/17	6	0.62	6.62
▶ SP	29	Gleneve GRANGE	JR	16.11m	52-10%	1/20/17	0.075	0.00	0.08

## Scored bests come from PRE-SEASON DATA

▶ Mile	33	Bridget BLAKE	JR	4:39.93		2/12/16	0.02	0.04	0.06
▶ DMR	21			11:13.34		2/25/16	0.1	0.00	0.10
▶ LJ	17	Jogaile PETROKAITE	JR	6.34m	20-9%	2/12/16	1	0.21	1.21
▶ SP	34	Kellion KNIBB	SR	16.01mA	52-6%	1/25/14	0.015	0.00	0.01
▶ PENT	16	Grete SADEIKO	SR	4,105		2/28/15	1.25	0.20	1.45
▶ PENT	18	Melissa-Maree FARRINGTON	SR	4,082		2/25/16	0.9	0.12	1.02

Team Total 11.54

60



Ohio State

Big Ten Conference

▼ 4

Event	Scrd As	Athlete	Yr	Scored Mark	Date	Pl. Pts.	Bonus	TOTAL
-------	---------	---------	----	-------------	------	----------	-------	-------

## Scored bests come from CURRENT season

▶ WT	8	Sade OLATOYE	SO	21.63m	70-11¾	1/6/17	8	1.17	9.17
------	---	--------------	----	--------	--------	--------	---	------	------

## Scored bests come from PRE-SEASON DATA

▶ 200m	20	Aaliyah BARNES	SR	23.37 OT	2/26/16	0.7	0.12	0.82
▶ 4x400	13			3:32.88 OT	2/26/16	0.9	0.56	1.46
▶ SP	32	Sade OLATOYE	SO	16.04m 52-7½	1/15/16	0.03	0.00	0.03

Team Total 11.48

61



Vanderbilt

Southeastern Conference

unch

Event	Scrd As	Athlete	Yr	Scored Mark	Date	Pl. Pts.	Bonus	TOTAL
-------	---------	---------	----	-------------	------	----------	-------	-------

## Scored bests come from PRE-SEASON DATA

▶ 800m	25	Courtney CLAYTON	RS16	2:05.262:05.26	2/27/15	0.2	0.16	0.36	
▶ PV	19	Sarah BELL	JR	4.20m	13-9%	2/12/16	0.8	0.10	0.90
▶ TJ	7	Simone CHARLEY	SR	13.41m	44-0	3/12/16	9	1.01	10.01

Team Total 11.27

62



South Dakota

The Summit League

▼ 2

Event	Scrd As	Athlete	Yr	Scored Mark	Date	Pl. Pts.	Bonus	TOTAL
-------	---------	---------	----	-------------	------	----------	-------	-------

## Scored bests come from CURRENT season

▶ LJ	8	Samara SPENCER	FR	6.43m	21-1¼	1/13/17	8	0.73	8.73
▶ SP	26	Danielle WALDNER	SR	16.26m	53-4¾	1/27/17	0.15	0.00	0.15

## Scored bests come from PRE-SEASON DATA

▶ PV	15	Madison MILLS	SR	4.25m	13-11¼	2/5/16	1.5	0.32	1.82
▶ PV	28	Hunter WILKES	SR	4.16m	13-7¼	2/19/16	0.1	0.00	0.10
▶ PENT	30	Shanice CANNIGAN	JR	3.913f		2/26/16	0.05	0.00	0.05

Team Total 10.85

63



Morgan State

Mid-Eastern Athletic Conference

unch

Event	Scrd As	Athlete	Yr	Scored Mark	Date	Pl. Pts.	Bonus	TOTAL
-------	---------	---------	----	-------------	------	----------	-------	-------

## Scored bests come from PRE-SEASON DATA

▶ HJ	7	Jailah MASON	JR	1.86m	6-1¼	2/11/16	9	0.96	9.96
------	---	--------------	----	-------	------	---------	---	------	------

Team Total 9.96

64



Washington State

Mountain Pacific Sports Federation

▼ 6

Event	Scrd As	Athlete	Yr	Scored Mark	Date	Pl. Pts.	Bonus	TOTAL
-------	---------	---------	----	-------------	------	----------	-------	-------

## Scored bests come from PRE-SEASON DATA

▶ HJ	25	Liz HARPER	SR	1.81m	5-11½	2/26/16	0.2	0.00	0.20
▶ PV	13	Kristine FELIX	SR	4.26m4.26m	13-11½	1/23/15	3	0.37	3.37
▶ PENT	12	Liz HARPER	SR	4,146 OT		2/26/16	4	0.35	4.35
▶ PENT	15	Alissa BROOKS-JOHNSON	SR	4,123f		2/5/16	1.5	0.27	1.77

Team Total 9.69

"Scrd As", short for "Scored As", Standing used for place points portion of performance's score combining preseason data (when applied) to current season data

Numbers in BLACK are both the performance's actual NCAA rank AND "scored as" rank Numbers in RED indicate actual NCAA rank does not exist or is worse than "scored as" rank Numbers in BLUE indicate actual NCAA rank is better than "scored as" rank

USTFCCCA Non-Member

Non-Member Schools Will NOT be ranked, beginning Week 2



## 2017 Indoor Track &amp; Field, Week #3

Only those who score >0.01 pts are shown  
D denotes multiple-event rule in affect

## WOMEN

65



Wichita State

Missouri Valley Conference

▼ 3

Event	Scrd As	Athlete	Yr	Scored Mark		Date	Pl. Pts.	Bonus	TOTAL
Scored bests come from CURRENT season									
▶ PENT	14	Nikki LARCH-MILLER	SR	4,143		2/3/17	2	0.34	2.34
▶ PENT	29	Marteisha CAINES	SR	3,926		2/3/17	0.075	0.00	0.08
Scored bests come from PRE-SEASON DATA									
▶ WT	20	Jamesia MILTON	SR	20.39m	66-10%	2/27/16	0.7	0.07	0.77
▶ PENT	10	Breanne BORMAN	SR	4,155f		2/27/16	6	0.39	6.39
Team Total									9.57

66



Minnesota

Big Ten Conference

▼ 1

Event	Scrd As	Athlete	Yr	Scored Mark		Date	Pl. Pts.	Bonus	TOTAL
Scored bests come from CURRENT season									
▶ Mile	24	Madeline STRANDEMO	JR	4:38.88	OT	2/3/17	0.3	0.18	0.48
▶ H60m	31	Emma SPAGNOLA	JR	8.25		1/21/17	0.04	0.04	0.08
▶ SP	10	Kiley SABIN	SO	17.17m	56-4	1/21/17	6	0.61	6.61
Scored bests come from PRE-SEASON DATA									
▶ 400m	32	Emerald EGWIM	JR	53.41	OT	2/26/16	0.03	0.09	0.12
▶ H60m	17	Kimberly GOLDING	SR	8.18		2/26/16	1	0.29	1.29
▶ 4x400	19			3:35.33	OT	2/26/16	0.3	0.00	0.30
▶ DMR	20			11:13.28	OT	2/26/16	0.2	0.00	0.20
▶ HJ	31	Heta TUURI	JR	1.80m	5-10%	5/27/16	0.04	0.00	0.04
▶ PENT	32	Sofie ALBRECHTSEN	SO	3,906	OT	2/26/16	0.03	0.00	0.03
Team Total									9.15

67



UMass

Atlantic 10 Conference

▼ 3

Event	Scrd As	Athlete	Yr	Scored Mark	Date	Pl. Pts.	Bonus	TOTAL
Scored bests come from PRE-SEASON DATA								
800m	22	Heather MACLEAN	SR	2:05.00	2/26/16	0.5	0.27	0.77
Mile	10	Heather MACLEAN	SR	4:36.55	3/11/16	6	0.69	6.69
Team Total								7.46

68



UTEP

Conference USA

▼ 1

Event	Scrd As	Athlete	Yr	Scored Mark		Date	Pl. Pts.	Bonus	TOTAL
Scored bests come from CURRENT season									
▶ 200m	26	Tobi AMUSAN	SO	23.45cA	23.38	2/3/17	0.15	0.01	0.16
▶ H60m	10	Tobi AMUSAN	SO	8.10cA	8.08	1/20/17	6	0.83	6.83
Scored bests come from PRE-SEASON DATA									
▶ PENT	26	Lucia MOKRASOVA	JR	3,950		2/5/16	0.15	0.00	0.15
Team Total									7.13

69



Duke

Atlantic Coast Conference

▼ 1

Event	Scrd As	Athlete	Yr	Scored Mark		Date	Pl. Pts.	Bonus	TOTAL
Scored bests come from CURRENT season									
▶ PV	12	Madison HEATH	JR	4.27m	14-0	1/19/17	4	0.43	4.43
▶ LJ	34	Sydnei MURPHY	SO	6.17m	20-3	1/13/17	0.015	0.00	0.01
Scored bests come from PRE-SEASON DATA									
▶ 400m	36	Madeline KOPP	SR	53.56		2/28/15		0.01	0.01
▶ DMR	11			11:04.27cAf	(11:11.38)	2/20/16	2	0.67	2.67
Team Total									7.13

70



Florida International

Conference USA

▼ 1

Event	Scrd As	Athlete	Yr	Scored Mark	Date	Pl. Pts.	Bonus	TOTAL
Scored bests come from CURRENT season								
► HJ	10	Clarissa CUTLIFF	SO	1.85m	6-¾	1/7/17	6	0.62
Team Total								6.62

71



Maryland

Big Ten Conference

▲ 1

Event	Scrd As	Athlete	Yr	Scored Mark	Date	Pl. Pts.	Bonus	TOTAL
Scored bests come from CURRENT season								
PENT	21	Dallyssa HUGGINS	FR	4,025	2/3/17	0.6	0.00	0.60
PENT	25	Peyton WADE	JR	3,955	2/3/17	0.2	0.00	0.20
Scored bests come from PRE-SEASON DATA								
400m	11	Micha POWELL	SR	52.56 OT	2/26/16	5	0.75	5.75
Team Total								6.55

"Scrd As", short for "Scored As", Standing used for place points portion of performance's score combining preseason data (when applied) to current season data

Numbers in BLACK are both the performance's actual NCAA rank AND "scored as" rank Numbers in RED indicate actual NCAA rank does not exist or is worse than "scored as" rank Numbers in BLUE indicate actual NCAA rank is better than "scored as" rank

USTFCCCA Non-Member

Non-Member Schools Will NOT be ranked, beginning Week 2





## 2017 Indoor Track &amp; Field, Week #3

Only those who score >0.01 pts are shown  
D denotes multiple-event rule in affect

## WOMEN

72



BYU

Mountain Pacific Sports Federation

▼ 2

Event	Scrd As	Athlete	Yr	Scored Mark	Date	Pl. Pts.	Bonus	TOTAL
Scored bests come from CURRENT season								
HJ	15	Andrea STAPLETON	SO	1.84m	6-½	1/19/17	1.5	0.31 1.81
Scored bests come from PRE-SEASON DATA								
800m	13	Shea COLLINSWORTH	SR	2:04.38		3/11/16	3	0.54 3.54
H60m	21	Alyssa MONTEVERDE-DALTON	SR	8.20		2/26/16	0.6	0.22 0.82
Team Total								6.17

73



Stony Brook

America East Conference

unch

Event	Scrd As	Athlete	Yr	Scored Mark	Date	Pl. Pts.	Bonus	TOTAL
Scored bests come from PRE-SEASON DATA								
5000m	11	Christina MELIAN	SR	15:48.77		2/12/16	5	0.69 5.69
Team Total								5.69

74



San Diego State

Mountain West Conference

▼ 3

Event	Scrd As	Athlete	Yr	Scored Mark	Date	Pl. Pts.	Bonus	TOTAL
Scored bests come from CURRENT season								
H60m	12	Micha AUZENNE	SR	8.13cA	8.11	1/20/17	4	0.61 4.61
Scored bests come from PRE-SEASON DATA								
60m	38	Micha AUZENNE	SR	7.34c	(7.32)	2/25/16	0.09	0.09
200m	32	Ashley HENDERSON	JR	23.51c	(23.44)	2/25/16	0.03	0.00 0.03
PV	19	Bonnie DRAXLER	JR	4.20m	13-9½	2/25/16	0.8	0.10 0.90
Team Total								5.63

75



Texas Tech

Big 12 Conference

▼ 1

Event	Scrd As	Athlete	Yr	Scored Mark	Date	Pl. Pts.	Bonus	TOTAL
Scored bests come from CURRENT season								
HJ	31	Zarriea WILLIS	SO	1.80m	5-10½	1/28/17	0.04	0.00 0.04
Scored bests come from PRE-SEASON DATA								
TJ	12	Viershanie LATHAM	SR	13.31m	43-8	2/12/16	4	0.62 4.62
PENT	20	Kaylee HINTON	SO	4,026 OT		2/26/16	0.7	0.00 0.70
Team Total								5.36

76



Colorado State

Mountain West Conference

▼ 1

Event	Scrd As	Athlete	Yr	Scored Mark	Date	Pl. Pts.	Bonus	TOTAL
Scored bests come from CURRENT season								
H60m	13	Lorenda HOLSTON	SR	8.15		1/20/17	3	0.47 3.47
Scored bests come from PRE-SEASON DATA								
SP	17	Aaliyah PETE	SR	16.71mA	54-10	1/24/15	1	0.16 1.16
Team Total								4.63

77



California

Mountain Pacific Sports Federation

▼ 11

Event	Scrd As	Athlete	Yr	Scored Mark	Date	Pl. Pts.	Bonus	TOTAL
Scored bests come from CURRENT season								
5000m	34	Bethan KNIGHTS	JR	16:15.54 OT		1/27/17	0.015	0.00 0.01
Scored bests come from PRE-SEASON DATA								
Mile	31	Bethan KNIGHTS	JR	4:39.70 OT		2/12/16	0.04	0.07 0.11
3000m	15	Bethan KNIGHTS	JR	9:08.77 OT		2/26/16	1.5	0.44 1.94
DMR	17			11:10.61 OT		2/26/16	0.5	0.09 0.59
TJ	15	Isabella MARTEN	JR	13.26m	43-6	2/12/16	1.5	0.42 1.92
Team Total								4.58

78



Miami (Ohio)

Mid-American Conference

▼ 1

Event	Scrd As	Athlete	Yr	Scored Mark	Date	Pl. Pts.	Bonus	TOTAL
Scored bests come from CURRENT season								
SP	12	Amelia STRICKLER	SR	17.12m	56-2	2/3/17	4	0.56 4.56
Team Total								4.56

79



Middle Tennessee

Conference USA

▲ 1

Event	Scrd As	Athlete	Yr	Scored Mark	Date	Pl. Pts.	Bonus	TOTAL
Scored bests come from CURRENT season								
800m	15	Abike EGBENIYI	SO	2:04.47 OT		1/13/17	1.5	0.50 2.00
800m	17	Agnes ABU	JR	2:04.72cf	2:06.15	2/3/17	1	0.39 1.39
Scored bests come from PRE-SEASON DATA								
LJ	32	Elizabeth DADZIE	SR	6.19m	20-3¾	2/24/16	0.03	0.00 0.03
Team Total								3.42

"Scrd As", short for "Scored As", Standing used for place points portion of performance's score combining preseason data (when applied) to current season data

Numbers in BLACK are both the performance's actual NCAA rank AND "scored as" rank Numbers in RED indicate actual NCAA rank does not exist or is worse than "scored as" rank Numbers in BLUE indicate actual NCAA rank is better than "scored as" rank

USTFCCCA Non-Member

Non-Member Schools Will NOT be ranked, beginning Week 2





## 2017 Indoor Track &amp; Field, Week #3

Only those who score >0.01 pts are shown  
D denotes multiple-event rule in affect

## WOMEN

80



UCLA

Mountain Pacific Sports Federation

▼ 2

Event	Scrd As	Athlete	Yr	Scored Mark		Date	Pl. Pts.	Bonus	TOTAL
Scored bests come from CURRENT season									
▶ 60m	42	Celera BARNES	FR	7.36		2/3/17		0.01	0.01
▶ PV	25	Greta WAGNER	SO	4.17m	13-8%	2/3/17	0.2	0.00	0.20
Scored bests come from PRE-SEASON DATA									
▶ LJ	23	Jessie MADUKA	JR	6.27mA	20-7	2/14/15	0.4	0.00	0.40
▶ SP	15	Torie OWERS	SR	16.83mA	55-2%	1/31/15	1.5	0.28	1.78
▶ SP	20	Ashlie BLAKE	SO	16.50m	54-1%	2/5/16	0.7	0.00	0.70
Team Total									3.09

81



Northern Arizona

Big Sky Conference

▲ 10

Event	Scrd As	Athlete	Yr	Scored Mark	Date	Pl. Pts.	Bonus	TOTAL
Scored bests come from CURRENT season								
▶ WT	14	Brooke ANDERSEN	JR	20.87m	68-5%	2/3/17	2	0.43
Team Total								2.43

82



Indiana State

Missouri Valley Conference

▼ 1

Event	Scrd As	Athlete	Yr	Scored Mark	Date	Pl. Pts.	Bonus	TOTAL
Scored bests come from PRE-SEASON DATA								
▶ 400m	19	Alethia MARRERO	SR	53.09f53.09cf(54.50)	2/28/15	0.8	0.24	1.04
▶ 800m	18	Alethia MARRERO	SR	2:04.732:04.73	2/21/15	0.9	0.39	1.29
Team Total								2.33

83




UC Riverside

Mountain Pacific Sports Federation

▼ 1

Event	Scrd As	Athlete	Yr	Scored Mark	Date	Pl. Pts.	Bonus	TOTAL	
Scored bests come from PRE-SEASON DATA									
▶ SP	14	Breana JEMISON	SR	16.85m	55-3%	1/29/16	2	0.30	2.30
Team Total									2.30

84



Michigan State

Big Ten Conference

unch

Event	Scrd As	Athlete	Yr	Scored Mark	Date	Pl. Pts.	Bonus	TOTAL
Scored bests come from CURRENT season								
▶ 3000m	26	Alexis WIERSMA	SR	9:11.63 OT	2/3/17	0.15	0.18	0.33
Scored bests come from PRE-SEASON DATA								
▶ 5000m	21	Alexis WIERSMA	SR	15:59.67 OT	2/26/16	0.6	0.20	0.80
HJ	19	Ellen DIPIETRO	JR	1.83m 6-0	12/4/15	0.8	0.14	0.94
▶ PV	30	Hannah SAILAR	JR	4.15m 13-7%	2/5/16	0.05	0.00	0.05
Team Total								2.12

85



William and Mary

Colonial Athletic Association

▼ 6

Event	Scrd As	Athlete	Yr	Scored Mark	Date	Pl. Pts.	Bonus	TOTAL
Scored bests come from PRE-SEASON DATA								
▶ 3000m	20	Regan ROME	JR	9:09.74	2/28/16	0.7	0.34	1.04
▶ 5000m	19	Regan ROME	JR	15:58.07 OT	2/12/16	0.8	0.24	1.04
Team Total								2.08

86



North Dakota State

The Summit League

▼ 1

Event	Scrd As	Athlete	Yr	Scored Mark	Date	Pl. Pts.	Bonus	TOTAL	
Scored bests come from CURRENT season									
▶ PENT	28	Rose JACKSON	SR	3,931	2/3/17	0.1	0.00	0.10	
Scored bests come from PRE-SEASON DATA									
▶ SP	20	Courtney PASIOWITZ	JR	16.50m	54-1%	1/22/16	0.7	0.00	0.70
▶ WT	17	Katelyn WEIMERSKIRCH	SR	20.51m	67-3%	2/13/16	1	0.16	1.16
Team Total								1.96	

87



Wyoming

Mountain West Conference

▼ 11

Event	Scrd As	Athlete	Yr	Scored Mark		Date	Pl. Pts.	Bonus	TOTAL
Scored bests come from CURRENT season									
▶ 60m	15	Jerayah DAVIS	SO	7.29ca	6.73(55)	12/9/16	1.5	0.42	1.92
Team Total									1.92

"Scrd As", short for "Scored As", Standing used for place points portion of performance's score combining preseason data (when applied) to current season data

Numbers in BLACK are both the performance's actual NCAA rank AND "scored as" rank Numbers in RED indicate actual NCAA rank does not exist or is worse than "scored as" rank Numbers in BLUE indicate actual NCAA rank is better than "scored as" rank

USTFCCCA Non-Member

Non-Member Schools Will NOT be ranked, beginning Week 2



## 2017 Indoor Track &amp; Field, Week #3

Only those who score >0.01 pts are shown  
D denotes multiple-event rule in affect

## WOMEN

88



Eastern Michigan

Mid-American Conference

▲ 9

Event	Scrd As	Athlete	Yr	Scored Mark	Date	Pl. Pts.	Bonus	TOTAL
-------	---------	---------	----	-------------	------	----------	-------	-------

## Scored bests come from CURRENT season

▶ 3000m	22	Jordann MCDERMITT	JR	9:10.42 OT	2/3/17	0.5	0.26	0.76
▶ 5000m	30	Natalie CIZMAS	JR	16:12.72 OT	12/2/16	0.05	0.00	0.05

## Scored bests come from PRE-SEASON DATA

▶ 5000m	20	Jordann MCDERMITT	JR	15:58.18 OT	2/12/16	0.7	0.24	0.94
---------	----	-------------------	----	-------------	---------	-----	------	------

Team Total 1.76

89



Charlotte

Conference USA

▼ 6

Event	Scrd As	Athlete	Yr	Scored Mark	Date	Pl. Pts.	Bonus	TOTAL
-------	---------	---------	----	-------------	------	----------	-------	-------

## Scored bests come from PRE-SEASON DATA

▶ WT	16	Victoria MERRIWEATHER	SR	20.73m 68-¾	12/3/16	1.25	0.33	1.58
------	----	-----------------------	----	-------------	---------	------	------	------

Team Total 1.58

90



Iowa

Big Ten Conference

unch

Event	Scrd As	Athlete	Yr	Scored Mark	Date	Pl. Pts.	Bonus	TOTAL
-------	---------	---------	----	-------------	------	----------	-------	-------

## Scored bests come from PRE-SEASON DATA

▶ 4x400	14			3:32.93 OT	2/26/16	0.8	0.54	1.34
▶ LJ	28	Jahisha THOMAS	JR	6.21m 20-4½	2/5/16	0.1	0.00	0.10

Team Total 1.44

91



Tulane

American Athletic Conference

▼ 3

Event	Scrd As	Athlete	Yr	Scored Mark	Date	Pl. Pts.	Bonus	TOTAL
-------	---------	---------	----	-------------	------	----------	-------	-------

## Scored bests come from PRE-SEASON DATA

▶ PV	16	Alyssa APPLEBEE	SR	4.22m 13-10	2/26/16	1.25	0.19	1.44
------	----	-----------------	----	-------------	---------	------	------	------

Team Total 1.44

92



Butler

BIG EAST Conference

▲ 2

Event	Scrd As	Athlete	Yr	Scored Mark	Date	Pl. Pts.	Bonus	TOTAL
-------	---------	---------	----	-------------	------	----------	-------	-------

## Scored bests come from PRE-SEASON DATA

▶ 5000m	17	Olivia PRATT	SR	15:57.41	12/9/16	1	0.26	1.26
---------	----	--------------	----	----------	---------	---	------	------

Team Total 1.26

93



UNLV

Mountain West Conference

▲ 7

Event	Scrd As	Athlete	Yr	Scored Mark	Date	Pl. Pts.	Bonus	TOTAL
-------	---------	---------	----	-------------	------	----------	-------	-------

## Scored bests come from CURRENT season

▶ 60m	30	Destiny SMITH-BARNETT	SO	7.32	2/3/17	0.05	0.22	0.27
▶ LJ	34	Ayana GALES	SR	6.17m 20-3	2/3/17	0.015	0.00	0.01

## Scored bests come from PRE-SEASON DATA

▶ HJ	19	Kaysee PILGRIM	SR	1.83m 6-0	2/5/16	0.8	0.14	0.94
------	----	----------------	----	-----------	--------	-----	------	------

Team Total 1.23

94



Yale

Ivy League

▼ 7

Event	Scrd As	Athlete	Yr	Scored Mark	Date	Pl. Pts.	Bonus	TOTAL
-------	---------	---------	----	-------------	------	----------	-------	-------

## Scored bests come from PRE-SEASON DATA

▶ Mile	19	Frances SCHMIEDE	SR	4:37.77	2/12/16	0.8	0.42	1.22
--------	----	------------------	----	---------	---------	-----	------	------

Team Total 1.22

95



Kansas

Big 12 Conference

unch

Event	Scrd As	Athlete	Yr	Scored Mark	Date	Pl. Pts.	Bonus	TOTAL
-------	---------	---------	----	-------------	------	----------	-------	-------

## Scored bests come from CURRENT season

▶ PV	30	Laura TAYLOR	JR	4.15m 13-7½	2/3/17	0.05	0.00	0.05
------	----	--------------	----	-------------	--------	------	------	------

## Scored bests come from PRE-SEASON DATA

▶ 60m	42	Zainab SANI	SR	7.36	2/26/16		0.01	0.01
▶ 5000m	18	Sharon LOKEDI	JR	15:57.95 OT	2/12/16	0.9	0.25	1.15

Team Total 1.21

"Scrd As", short for "Scored As", Standing used for place points portion of performance's score combining preseason data (when applied) to current season data

Numbers in BLACK are both the performance's actual NCAA rank AND "scored as" rank Numbers in RED indicate actual NCAA rank does not exist or is worse than "scored as" rank Numbers in BLUE indicate actual NCAA rank is better than "scored as" rank

USTFCCCA Non-Member

Non-Member Schools Will NOT be ranked, beginning Week 2



## 2017 Indoor Track &amp; Field, Week #3

Only those who score >0.01 pts are shown  
D denotes multiple-event rule in affect

## WOMEN

96



Toledo

Mid-American Conference

▲ 38

Event	Scrd As	Athlete	Yr	Scored Mark	Date	Pl. Pts.	Bonus	TOTAL
Scored bests come from CURRENT season								
60m	19	Agata FORKASIEWICZ	SO	7.30	1/27/17	0.8	0.36	1.16
Team Total								1.16

96



Western Kentucky

Conference USA

▼ 10

Event	Scrd As	Athlete	Yr	Scored Mark	Date	Pl. Pts.	Bonus	TOTAL
Scored bests come from PRE-SEASON DATA								
60m	19	Carrol HARDY	SR	7.30	1/29/16	0.8	0.36	1.16
Team Total								1.16

98



Princeton

Ivy League

▼ 9

Event	Scrd As	Athlete	Yr	Scored Mark	Date	Pl. Pts.	Bonus	TOTAL
Scored bests come from PRE-SEASON DATA								
▶ Mile	27	Elizabeth BIRD	SR	4:39.32	1/29/16	0.125	0.11	0.23
▶ PV	19	Allison HARRIS	SR	4.20m	13-9% 2/5/16	0.8	0.10	0.90
Team Total								1.13

99



Houston

American Athletic Conference

▲ 33

American Varsity Conference									
Event	Scrd As	Athlete	Yr	Scored Mark	Date	Pl. Pts.	Bonus	TOTAL	
Scored bests come from CURRENT season									
▶ WT	18	Taylor SCAIFE	SO	20.44m	67-¾	2/3/17	0.9	0.10	1.00
Team Total									1.00

100



Virginia

Atlantic Coast Conference

▼ 8

Event	Scrd As	Athlete	Yr	Scored Mark		Date	Pl. Pts.	Bonus	TOTAL
Scored bests come from PRE-SEASON DATA									
▶ PV	25	Bridget GUY	JR	4.17m	13-8%	2/25/16	0.2	0.00	0.20
▶ SP	19	Christine BOHAN	SR	16.53m	54-2%	2/25/16	0.8	0.00	0.80
Team Total									1.00

101



College Of Charleston

Colonial Athletic Association

▼ 1

Event	Scrd As	Athlete	Yr	Scored Mark		Date	Pl. Pts.	Bonus	TOTAL
Scored bests come from PRE-SEASON DATA									
► HJ	19	Julisa TINDALL	SR	1.83m	6-0	1/29/16	0.8	0.14	0.94
Team Total									0.94

102



Syracuse

Atlantic Coast Conference

▼ 9

Event	Scrd As	Athlete	Yr	Scored Mark	Date	Pl. Pts.	Bonus	TOTAL
Scored bests come from CURRENT season								
400m	29	Kadejhia SELLERS	SO	53.39	2/3/17	0.075	0.10	0.17
H60m	24	Tia THEVENIN	JR	8.21	1/27/17	0.3	0.18	0.48
Scored bests come from PRE-SEASON DATA								
Mile	26	Sydney LEIHER	SR	4:39.14	2/12/16	0.15	0.13	0.28
Team Total								0.93

103



Albany

America East Conference

▲ 26

Event	Scrd As	Athlete	Yr	Scored Mark	Date	Pl. Pts.	Bonus	TOTAL
Scored bests come from CURRENT season								
400m	21	Grace CLAXTON	SR	53.10	2/3/17	0.6	0.24	0.84
Team Total								0.84

104



East Carolina

American Athletic Conference

▼ 6

Event	Scrd As	Athlete	Yr	Scored Mark	Date	Pl. Pts.	Bonus	TOTAL
Scored bests come from PRE-SEASON DATA								
▶ WT	20	Mohogany BAKER	JR	20.39m	66-10%	2/28/16	0.7	0.07
Team Total								0.77

105



Connecticut

American Athletic Conference

▼ 2

Event	Scrd As	Athlete	Yr	Scored Mark	Date	Pl. Pts.	Bonus	TOTAL
Scored bests come from CURRENT season								
5000m	22	Emily DURGIN	SR	16:00.93	12/3/16	0.5	0.17	0.67
Team Total								0.67

"Scrd As", short for "Scored As", Standing used for place points portion of performance's score combining preseason data (when applied) to current season data

Numbers in BLACK are both the performance's actual NCAA rank AND "scored as" rank Numbers in RED indicate actual NCAA rank does not exist or is worse than "scored as" rank Numbers in BLUE indicate actual NCAA rank is better than "scored as" rank

USTFCCCA Non-Member

Non-Member Schools Will NOT be ranked, beginning Week 2



## 2017 Indoor Track &amp; Field, Week #3

Only those who score >0.01 pts are shown  
D denotes multiple-event rule in affect

## WOMEN

106



UT Arlington

Sun Belt Conference

▼ 4

Event	Scrd As	Athlete	Yr	Scored Mark	Date	Pl. Pts.	Bonus	TOTAL
-------	---------	---------	----	-------------	------	----------	-------	-------

Scored bests come from CURRENT season

▶ PV	25	Helen FALDA	FR	4.17m	13-8½	1/21/17	0.2	0.00	0.20
------	----	-------------	----	-------	-------	---------	-----	------	------

Scored bests come from PRE-SEASON DATA

▶ HJ	23	Alexus HENRY	SO	1.82m	5-11½	2/22/16	0.4	0.00	0.40
------	----	--------------	----	-------	-------	---------	-----	------	------

Team Total 0.60

107



Columbia

Ivy League

▲ 27

Event	Scrd As	Athlete	Yr	Scored Mark	Date	Pl. Pts.	Bonus	TOTAL
-------	---------	---------	----	-------------	------	----------	-------	-------

Scored bests come from CURRENT season

▶ 3000m	24	Henna RUSTAMI	SR	9:10.56		2/4/17	0.3	0.25	0.55
---------	----	---------------	----	---------	--	--------	-----	------	------

Team Total 0.55

108



Brown

Ivy League

▼ 12

Event	Scrd As	Athlete	Yr	Scored Mark	Date	Pl. Pts.	Bonus	TOTAL
-------	---------	---------	----	-------------	------	----------	-------	-------

Scored bests come from CURRENT season

▶ HJ	25	Shanelle DEJOURNETT	SR	1.81m	5-11½	1/13/17	0.2	0.00	0.20
------	----	---------------------	----	-------	-------	---------	-----	------	------

Scored bests come from PRE-SEASON DATA

▶ 3000m	27	Natalie SCHUDROWITZ	JR	9:12.01cAf	(9:16.74)	2/27/16	0.125	0.16	0.28
---------	----	---------------------	----	------------	-----------	---------	-------	------	------

▶ 5000m	32	Natalie SCHUDROWITZ	JR	16:13.82cAf	(16:21.27)	2/27/16	0.03	0.00	0.03
---------	----	---------------------	----	-------------	------------	---------	------	------	------

Team Total 0.51

109



SMU

American Athletic Conference

▼ 5

Event	Scrd As	Athlete	Yr	Scored Mark	Date	Pl. Pts.	Bonus	TOTAL
-------	---------	---------	----	-------------	------	----------	-------	-------

Scored bests come from PRE-SEASON DATA

▶ 200m	28	Latessa JOHNSON	SO	23.48		2/28/16	0.1	0.00	0.10
--------	----	-----------------	----	-------	--	---------	-----	------	------

▶ SP	23	Tochi NLEMCHI	SR	16.32m	53-6½	2/28/16	0.4	0.00	0.40
------	----	---------------	----	--------	-------	---------	-----	------	------

Team Total 0.50

110



Eastern Washington

Big Sky Conference

▼ 11

Event	Scrd As	Athlete	Yr	Scored Mark	Date	Pl. Pts.	Bonus	TOTAL
-------	---------	---------	----	-------------	------	----------	-------	-------

Scored bests come from CURRENT season

▶ 60m	26	Rebecca TARBERT	JR	7.31c	6.78(55)	12/3/16	0.15	0.29	0.44
-------	----	-----------------	----	-------	----------	---------	------	------	------

Team Total 0.44

111



UCF

American Athletic Conference

▼ 6

Event	Scrd As	Athlete	Yr	Scored Mark	Date	Pl. Pts.	Bonus	TOTAL
-------	---------	---------	----	-------------	------	----------	-------	-------

Scored bests come from CURRENT season

▶ WT	32	Chelsea GOBOURNE	SR	19.84m	65-1¼	1/13/17	0.03	0.00	0.03
------	----	------------------	----	--------	-------	---------	------	------	------

Scored bests come from PRE-SEASON DATA

▶ 60m	34	J'Nea BELLAMY	SR	7.33		2/28/16	0.015	0.16	0.17
-------	----	---------------	----	------	--	---------	-------	------	------

▶ 400m	34	Ashley JOCELYN	SR	53.45		2/28/16	0.015	0.07	0.08
--------	----	----------------	----	-------	--	---------	-------	------	------

▶ 800m	31	Rosie CHAMBERLAIN	JR	2:05.89 OT		2/12/16	0.04	0.02	0.06
--------	----	-------------------	----	------------	--	---------	------	------	------

Team Total 0.34

112



Tennessee Tech

Ohio Valley Conference

▲ 22


Event	Scrd As	Athlete	Yr	Scored Mark	Date	Pl. Pts.	Bonus	TOTAL
-------	---------	---------	----	-------------	------	----------	-------	-------

Scored bests come from CURRENT season

▶ 400m	26	NaAsha ROBINSON	SO	53.20 OT		2/3/17	0.15	0.19	0.34
--------	----	-----------------	----	----------	--	--------	------	------	------

Team Total 0.34

113



Eastern Illinois

Ohio Valley Conference

▼ 1

Event	Scrd As	Athlete	Yr	Scored Mark	Date	Pl. Pts.	Bonus	TOTAL
-------	---------	---------	----	-------------	------	----------	-------	-------

Scored bests come from PRE-SEASON DATA

▶ HJ	25	Haleigh KNAPP	JR	1.81m	5-11½	1/29/16	0.2	0.00	0.20
------	----	---------------	----	-------	-------	---------	-----	------	------

Team Total 0.20

"Scrd As", short for "Scored As", Standing used for place points portion of performance's score combining preseason data (when applied) to current season data

Numbers in BLACK are both the performance's actual NCAA rank AND "scored as" rank Numbers in RED indicate actual NCAA rank does not exist or is worse than "scored as" rank Numbers in BLUE indicate actual NCAA rank is better than "scored as" rank

USTFCCCA Non-Member

Non-Member Schools Will NOT be ranked, beginning Week 2



## 2017 Indoor Track &amp; Field, Week #3

Only those who score >0.01 pts are shown  
D denotes multiple-event rule in affect

## WOMEN

113

Lehigh  
Patriot League

▼ 1

Event	Scrd As	Athlete	Yr	Scored Mark	Date	Pl. Pts.	Bonus	TOTAL
-------	---------	---------	----	-------------	------	----------	-------	-------

Scored bests come from PRE-SEASON DATA

HJ	25	Courtney AVERY	SR	1.81m	5-11½	2/19/16	0.2	0.00	0.20
----	----	----------------	----	-------	-------	---------	-----	------	------

Team Total 0.20

115

Montana  
Big Sky Conference

▼ 6

Event	Scrd As	Athlete	Yr	Scored Mark	Date	Pl. Pts.	Bonus	TOTAL
-------	---------	---------	----	-------------	------	----------	-------	-------

Scored bests come from CURRENT season

60m	34	Alanna VANN	JR	7.33c	6.80(55)	12/3/16	0.015	0.16	0.17
-----	----	-------------	----	-------	----------	---------	-------	------	------

Scored bests come from PRE-SEASON DATA

PENT	34	Erika MCLEOD	JR	3,903f		2/25/16	0.015	0.00	0.01
------	----	--------------	----	--------	--	---------	-------	------	------

Team Total 0.19

116

Northwestern State  
Southland Conference

▼ 1

Event	Scrd As	Athlete	Yr	Scored Mark	Date	Pl. Pts.	Bonus	TOTAL
-------	---------	---------	----	-------------	------	----------	-------	-------

Scored bests come from CURRENT season

H60m	29	Daeshon GORDON	JR	8.24		1/28/17	0.075	0.08	0.15
------	----	----------------	----	------	--	---------	-------	------	------

Team Total 0.15

117

Southern Illinois  
Missouri Valley Conference

▼ 10

Event	Scrd As	Athlete	Yr	Scored Mark	Date	Pl. Pts.	Bonus	TOTAL
-------	---------	---------	----	-------------	------	----------	-------	-------

Scored bests come from PRE-SEASON DATA

WT	26	Freya BLOCK	SR	20.22m	66-4½	2/12/16	0.15	0.00	0.15
----	----	-------------	----	--------	-------	---------	------	------	------

Team Total 0.15

118

West Virginia  
Big 12 Conference

▼ 8

Event	Scrd As	Athlete	Yr	Scored Mark	Date	Pl. Pts.	Bonus	TOTAL
-------	---------	---------	----	-------------	------	----------	-------	-------

Scored bests come from CURRENT season

TJ	30	Shamoya MCNEIL	JR	12.93m	42-5½	2/3/17	0.05	0.00	0.05
----	----	----------------	----	--------	-------	--------	------	------	------

Scored bests come from PRE-SEASON DATA

Mile	32	Amy CASHIN	SR	4:39.85		2/20/16	0.03	0.05	0.08
------	----	------------	----	---------	--	---------	------	------	------

Team Total 0.13

119

Georgia Southern  
Sun Belt Conference

▼ 11

Event	Scrd As	Athlete	Yr	Scored Mark	Date	Pl. Pts.	Bonus	TOTAL
-------	---------	---------	----	-------------	------	----------	-------	-------

Scored bests come from CURRENT season

WT	27	Kelsey ARNOLD	SR	20.21m	66-3½	1/21/17	0.125	0.00	0.13
----	----	---------------	----	--------	-------	---------	-------	------	------

Team Total 0.13

120

Abilene Christian  
Southland Conference

▼ 2

Event	Scrd As	Athlete	Yr	Scored Mark	Date	Pl. Pts.	Bonus	TOTAL
-------	---------	---------	----	-------------	------	----------	-------	-------

Scored bests come from PRE-SEASON DATA

5000m	28	Alexandria HACKETT	SR	16:10.65 OT		1/29/16	0.1	0.00	0.10
-------	----	--------------------	----	-------------	--	---------	-----	------	------

Team Total 0.10

121

North Carolina A&T  
Mid-Eastern Athletic Conference

▼ 7

Event	Scrd As	Athlete	Yr	Scored Mark	Date	Pl. Pts.	Bonus	TOTAL
-------	---------	---------	----	-------------	------	----------	-------	-------

Scored bests come from PRE-SEASON DATA

60m	39	India BROWN	JR	7.35		1/9/16	0.05		0.05
-----	----	-------------	----	------	--	--------	------	--	------

Team Total 0.05

122

Jacksonville  
Atlantic Sun Conference

▼ 2

Event	Scrd As	Athlete	Yr	Scored Mark	Date	Pl. Pts.	Bonus	TOTAL
-------	---------	---------	----	-------------	------	----------	-------	-------

Scored bests come from PRE-SEASON DATA

TJ	29	Stormm PHILLIPS	SR	12.94m	42-5½	2/5/16	0.075	0.00	0.08
----	----	-----------------	----	--------	-------	--------	-------	------	------

Team Total 0.08

"Scrd As", short for "Scored As", Standing used for place points portion of performance's score combining preseason data (when applied) to current season data

Numbers in BLACK are both the performance's actual NCAA rank AND "scored as" rank Numbers in RED indicate actual NCAA rank does not exist or is worse than "scored as" rank Numbers in BLUE indicate actual NCAA rank is better than "scored as" rank

USTFCCCA Non-Member

Non-Member Schools Will NOT be ranked, beginning Week 2





## 2017 Indoor Track &amp; Field, Week #3

Only those who score >0.01 pts are shown  
D denotes multiple-event rule in affect

## WOMEN

123



Rice

Conference USA

▲ 3

Event	Scrd As	Athlete	Yr	Scored Mark	Date	Pl. Pts.	Bonus	TOTAL
-------	---------	---------	----	-------------	------	----------	-------	-------

Scored bests come from CURRENT season

▶ 3000m	31	Katie JENSEN	JR	9:15.47	2/3/17	0.04	0.00	0.04
---------	----	--------------	----	---------	--------	------	------	------

Scored bests come from PRE-SEASON DATA

▶ 5000m	33	Cali ROPER	SR	16:14.78	2/26/15	0.02	0.00	0.02
---------	----	------------	----	----------	---------	------	------	------

Team Total 0.06

124



Bowling Green

Mid-American Conference

▼ 4

Event	Scrd As	Athlete	Yr	Scored Mark	Date	Pl. Pts.	Bonus	TOTAL
-------	---------	---------	----	-------------	------	----------	-------	-------

Scored bests come from CURRENT season

▶ SP	30	Aliyah GUSTAFSON	JR	16.10m	52-10	1/20/17	0.05	0.00	0.05
------	----	------------------	----	--------	-------	---------	------	------	------

Team Total 0.05

124



McNeese State

Southland Conference

▲ 10

Event	Scrd As	Athlete	Yr	Scored Mark	Date	Pl. Pts.	Bonus	TOTAL
-------	---------	---------	----	-------------	------	----------	-------	-------

Scored bests come from CURRENT season

▶ PV	30	Nicole CASPER	SR	4.15m	13-7%	2/3/17	0.05	0.00	0.05
------	----	---------------	----	-------	-------	--------	------	------	------

Team Total 0.05

126



Bethune-Cookman

Mid-Eastern Athletic Conference

▲ 8

Event	Scrd As	Athlete	Yr	Scored Mark	Date	Pl. Pts.	Bonus	TOTAL
-------	---------	---------	----	-------------	------	----------	-------	-------

Scored bests come from CURRENT season

▶ HJ	31	Quamecha MORRISON	SO	1.80m	5-10%	1/29/17	0.04	0.00	0.04
------	----	-------------------	----	-------	-------	---------	------	------	------

Team Total 0.04

126



Cal State Fullerton

Mountain Pacific Sports Federation

▼ 8

Event	Scrd As	Athlete	Yr	Scored Mark	Date	Pl. Pts.	Bonus	TOTAL
-------	---------	---------	----	-------------	------	----------	-------	-------

Scored bests come from PRE-SEASON DATA

▶ 200m	31	Janaya SHORTY	SR	23.50c	(23.43)	2/12/16	0.04	0.00	0.04
--------	----	---------------	----	--------	---------	---------	------	------	------

Team Total 0.04

126



Dartmouth

Ivy League

▼ 10

Event	Scrd As	Athlete	Yr	Scored Mark	Date	Pl. Pts.	Bonus	TOTAL
-------	---------	---------	----	-------------	------	----------	-------	-------

Scored bests come from PRE-SEASON DATA

▶ PENT	31	Allison FRANTZ	JR	3,912	3/1/15	0.04	0.00	0.04
--------	----	----------------	----	-------	--------	------	------	------

Team Total 0.04

126



Pittsburgh

Atlantic Coast Conference

▼ 10

Event	Scrd As	Athlete	Yr	Scored Mark	Date	Pl. Pts.	Bonus	TOTAL
-------	---------	---------	----	-------------	------	----------	-------	-------

Scored bests come from CURRENT season

▶ WT	31	Andin FOSAM	JR	19.88m	65-2%	1/20/17	0.04	0.00	0.04
------	----	-------------	----	--------	-------	---------	------	------	------

Team Total 0.04

126



Rutgers

Big Ten Conference

▼ 2

Event	Scrd As	Athlete	Yr	Scored Mark	Date	Pl. Pts.	Bonus	TOTAL
-------	---------	---------	----	-------------	------	----------	-------	-------

Scored bests come from PRE-SEASON DATA

▶ HJ	31	Rhonda ROGOMBE	SO	1.80m	5-10%	1/8/16	0.04	0.00	0.04
------	----	----------------	----	-------	-------	--------	------	------	------

Team Total 0.04

126



Texas State

Sun Belt Conference

▼ 2

Event	Scrd As	Athlete	Yr	Scored Mark	Date	Pl. Pts.	Bonus	TOTAL
-------	---------	---------	----	-------------	------	----------	-------	-------

Scored bests come from PRE-SEASON DATA

▶ HJ	31	Chelsie DECOUD	JR	1.80m	5-10%	5/27/16	0.04	0.00	0.04
------	----	----------------	----	-------	-------	---------	------	------	------

Team Total 0.04

132



Sam Houston State

Southland Conference

▲ 2

Event	Scrd As	Athlete	Yr	Scored Mark	Date	Pl. Pts.	Bonus	TOTAL
-------	---------	---------	----	-------------	------	----------	-------	-------

Scored bests come from CURRENT season

▶ SP	32	Kristine HANKS	JR	16.04m	52-7%	2/3/17	0.03	0.00	0.03
------	----	----------------	----	--------	-------	--------	------	------	------

Team Total 0.03

"Scrd As", short for "Scored As", Standing used for place points portion of performance's score combining preseason data (when applied) to current season data

Numbers in BLACK are both the performance's actual NCAA rank AND "scored as" rank Numbers in RED indicate actual NCAA rank does not exist or is worse than "scored as" rank Numbers in BLUE indicate actual NCAA rank is better than "scored as" rank

USTFCCCA Non-Member

Non-Member Schools Will NOT be ranked, beginning Week 2





## 2017 Indoor Track &amp; Field, Week #3

Only those who score >0.01 pts are shown  
 D denotes multiple-event rule in affect

## WOMEN

133



South Alabama

▼ 6

Sun Belt Conference

Event	Scrd As	Athlete	Yr	Scored Mark	Date	Pl. Pts.	Bonus	TOTAL
-------	---------	---------	----	-------------	------	----------	-------	-------

Scored bests come from PRE-SEASON DATA

► TJ	33	Kaitlyn BEANS	SR	12.89m	42-3½	2/12/16	0.02	0.00	0.02
------	----	---------------	----	--------	-------	---------	------	------	------

Team Total 0.02

134



North Dakota

▼ 14

Big Sky Conference

Event	Scrd As	Athlete	Yr	Scored Mark	Date	Pl. Pts.	Bonus	TOTAL
-------	---------	---------	----	-------------	------	----------	-------	-------

Scored bests come from PRE-SEASON DATA

► WT	34	Molli DETLOFF	JR	19.82m	65-½	2/25/16	0.015	0.00	0.01
------	----	---------------	----	--------	------	---------	-------	------	------

Team Total 0.01

"Scrd As", short for "Scored As", Standing used for place points portion of performance's score combining preseason data (when applied) to current season data

Numbers in BLACK are both the performance's actual NCAA rank AND "scored as" rank Numbers in RED indicate actual NCAA rank does not exist or is worse than "scored as" rank Numbers in BLUE indicate actual NCAA rank is better than "scored as" rank

USTFCCCA Non-Member

Non-Member Schools Will NOT be ranked, beginning Week 2