



# USTFCCCA NCAA Division I National Team Computer Rankings

as of 1/29/2018 9:32:08 AM

## 2018 Indoor Track & Field, Week #2

Only those who score >0.01 pts are shown  
D denotes multiple-event rule in affect

### MEN

# 1



## Florida

### Southeastern Conference

## unch

Event	Scrd As	Athlete	Yr	Scored Mark	Date	Pl. Pts.	Bonus	TOTAL
-------	---------	---------	----	-------------	------	----------	-------	-------

#### Scored bests come from CURRENT season

▶ 60m	42	Michael TIMPSON, JR.	JR	6.69	1/6/18		0.07	0.07	
▶ 200m	31	Benjamin VEDEL	FR	21.02	1/19/18	0.04	0.08	0.12	
▶ 400	8	Benjamin VEDEL	FR	46.14	1/26/18	8	0.65	8.65	
▶ H60m	1	Grant HOLLOWAY	SO	7.49	1/19/18	20	3.43	23.43	
▶ H60m	27	Cory POOLE	FR	7.84	1/26/18	0.125	0.00	0.13	
▶ 4x400	1	Fasasi, Holloway, Sawyers, Vedel		3:03.49	1/19/18	20	3.47	23.47	
▶ DMR	6	Ahrenholz, Vedel, Pacifico, Guyton		9:40.05	1/26/18	10	1.80	11.80	
▶ WT	13	AJ MCFARLAND	JR	21.74m	71-4	1/19/18	3	0.36	3.36
▶ WT	20	Anders ERIKSSON	SO	21.12m	69-3½	1/19/18	0.7	0.00	0.70
▶ WT	24	Thomas MARDAL	FR	20.80m	68-3	1/19/18	0.3	0.00	0.30

#### Scored bests come from PRE-SEASON DATA

▶ 60m	16	Ryan CLARK	JR	6.64		2/13/16	1.25	0.34	1.59
▶ 60m	27	Jr, Michael TIMPSON	JR	6.66		2/17/17	0.125	0.19	0.32
▶ 200m	20	Ryan CLARK	JR	20.92		2/27/16	0.7	0.26	0.96
▶ 200m	24	Kunle FASASI	JR	20.96		2/10/17	0.3	0.17	0.47
▶ 400	3	Kunle FASASI	JR	45.57		3/10/17	16	1.66	17.66
▶ HJ	5	Clayton BROWN	SO	2.25m	7-4½	1/7/17	12	1.36	13.36
▶ PV	20	Aaron OWENS	SR	5.40m	17-8½	2/10/17	0.7	0.02	0.72
▶ LJ	1	Grant HOLLOWAY	SO	8.05m	26-5	1/19/17	20	2.60	22.60
▶ LJ	2	KeAndre BATES	SR	8.04m	26-4½	2/24/17	18	2.49	20.49
▶ TJ	1	KeAndre BATES	SR	16.81m	55-2	2/24/17	20	3.73	23.73
▶ TJ	2	Clayton BROWN	SO	16.58m	54-4½	2/24/17	18	2.61	20.61

**Team Total 194.54**

# 2



## Georgia

### Southeastern Conference

## unch

Event	Scrd As	Athlete	Yr	Scored Mark	Date	Pl. Pts.	Bonus	TOTAL
-------	---------	---------	----	-------------	------	----------	-------	-------

#### Scored bests come from CURRENT season

▶ 60m	14	Cejhae GREENE	SR	6.63		1/26/18	2	0.42	2.42
▶ H60m	23	Michael NICHOLLS	JR	7.79		1/26/18	0.4	0.18	0.58
▶ HJ	3	Keenon LAINE	JR	2.27m	7-5½	1/6/18	16	2.05	18.05
▶ SP	4	Denzel COMENENTIA	JR	20.09m	65-11	1/19/18	14	1.18	15.18
▶ WT	7	Denzel COMENENTIA	JR	22.42m	73-6¾	1/19/18	9	1.25	10.25
▶ HEPT	15	Johannes ERM	FR	5,679		1/26/18	1.5	0.20	1.70

#### Scored bests come from PRE-SEASON DATA

▶ 60m	1	Kendal WILLIAMS	JR	6.51		2/17/17	20	1.83	21.83
▶ 200m	21	Kendal WILLIAMS	JR	20.93		2/17/17	0.6	0.23	0.83
▶ HJ	9	Darius CARBIN	SO	2.22m	7-3¼	1/27/17	7	0.63	7.63
▶ HEPT	2	Karl SALURI	SR	6,051		3/11/17	18	2.49	20.49

**Team Total 98.97**

# 3



## Texas A&M

### Southeastern Conference

## unch

Event	Scrd As	Athlete	Yr	Scored Mark	Date	Pl. Pts.	Bonus	TOTAL
-------	---------	---------	----	-------------	------	----------	-------	-------

#### Scored bests come from CURRENT season

▶ 400	10	Robert GRANT	SR	46.22	1/20/18	6	0.55	6.55	
▶ 400	18	Iloilo IZU	JR	46.34	1/12/18	0.9	0.41	1.31	
▶ 4x400	2	Grant, Izu, Dixon, Kerley		3:03.95	1/26/18	18	3.17	21.17	
▶ DMR	5	Clayton, Rose, Cazares, Riba		9:39.78	1/26/18	12	1.85	13.85	
▶ PV	5	Jacob WOOTEN	JR	5.56m	18-2¾	1/26/18	12	1.34	13.34
▶ PV	7	Audie WYATT	SR	5.52m	18-1¼	1/20/18	9	0.95	9.95

#### Scored bests come from PRE-SEASON DATA

▶ 400	4	Mylik KERLEY	SR	45.68		3/10/17	14	1.45	15.45
▶ 400	26	Richard ROSE	JR	46.51		2/18/17	0.15	0.20	0.35
▶ 800m	12	Devin DIXON	SO	1:47.85		2/10/17	4	0.54	4.54
▶ 800m	25	JaQwae ELLISON	JR	1:48.72		2/24/17	0.2	0.16	0.36
▶ LJ	6	Will WILLIAMS	SR	7.89m	25-10¾	3/10/17	10	1.04	11.04
▶ WT	26	Austin COOK	SR	20.71m	67-11½	2/10/17	0.15	0.00	0.15
▶ HEPT	34	Nathan HITE	JR	5,448		2/3/17	0.015	0.00	0.01

**Team Total 98.08**

"Scrd As", short for "Scored As", Standing used for place points portion of performance's score combining preseason data (when applied) to current season data

Numbers in BLACK are both the performance's actual NCAA rank AND "scored as" rank Numbers in RED indicate actual NCAA rank does not exist or is worse than "scored as" rank Numbers in BLUE indicate actual NCAA rank is better than "scored as" rank

USTFCCCA Non-Member

Non-Member Schools Will NOT be ranked, beginning Week 2



# USTFCCCA NCAA Division I National Team Computer Rankings

as of 1/29/2018 9:32:08 AM

## 2018 Indoor Track & Field, Week #2

Only those who score >0.01 pts are shown  
D denotes multiple-event rule in affect

### MEN

4



Oregon

Mountain Pacific Sports Federation

▲10

Event	Scrd As	Athlete	Yr	Scored Mark	Date	Pl. Pts.	Bonus	TOTAL
Scored bests come from CURRENT season								
▶ 60m	16	Cravon GILLESPIE	JR	6.64	1/26/18	1.25	0.34	1.59
▶ Mile	9	Mick STANOVSEK	SO	3:57.90	1/26/18	7	0.67	7.67
▶ Mile	20	Reed BROWN	FR	3:59.05	1/26/18	0.7	0.32	1.02
▶ Mile	23	Cooper TEARE	FR	3:59.29	1/26/18	0.4	0.25	0.65
▶ 3000m	31	James WEST	JR	7:58.26	1/26/18	0.04	0.11	0.15
▶ DMR	1	Haney, Stone, Stanovsek, Prakel		9:31.87	1/26/18	20	3.28	23.28
▶ LJ	29	Tristan JAMES	SO	7.67m 25-2	1/26/18	0.075	0.00	0.08
Scored bests come from PRE-SEASON DATA								
▶ 60m	27	Damarcus SIMPSON	SR	6.66	2/11/17	0.125	0.19	0.32
▶ Mile	5	Blake HANEY	JR	3:56.36	2/20/16	12	1.30	13.30
▶ Mile	10	Sam PRAKEL	SR	3:57.95	2/13/16	6	0.65	6.65
▶ Mile	17	Matthew MATON	JR	3:58.34	2/10/17	1	0.51	1.51
▶ Mile	35	James WEST	JR	4:00.64	1/28/17	0.01	0.01	0.02
▶ 3000m	11	Matthew MATON	JR	7:52.51	2/24/17	5	0.79	5.79
▶ 5000m	15	Tanner ANDERSON	SO	13:51.69	2/10/17	1.5	0.54	2.04
▶ H60m	10	Braxton CANADY	SO	7.72	2/11/17	6	0.72	6.72
▶ LJ	4	Damarcus SIMPSON	SR	8.01m 26-3½	1/27/17	14	2.16	16.16
Team Total								86.95

5



Texas Tech

Big 12 Conference

▼1

Event	Scrd As	Athlete	Yr	Scored Mark	Date	Pl. Pts.	Bonus	TOTAL
Scored bests come from CURRENT season								
▶ 60m	36	Divine ODUDURU	FR	6.68cA 6.66	1/13/18		0.11	0.11
▶ 200m	2	Divine ODUDURU	FR	20.56cA 20.49	1/19/18	18	1.74	19.74
▶ 400	28	Steven CHAMPLIN	SR	46.57cA 46.46	1/19/18	0.1	0.12	0.22
▶ 400	29	Tyreek MATHIS	SO	46.59cA 46.48	1/13/18	0.075	0.10	0.17
▶ 800m	11	Vincent CRISP	JR	1:47.70cA 1:48.01	1/26/18	5	0.62	5.62
▶ 4x400	14	Hudson, Champlin, Mathis, Oduduru		3:08.79cA 3:08.35	1/13/18	0.8	0.51	1.31
▶ HJ	1	Trey CULVER	SR	2.33m 7-7½	1/13/18	20	4.12	24.12
▶ LJ	3	Charles BROWN	JR	8.03m 26-4½	1/13/18	16	2.38	18.38
▶ LJ	17	Justin HALL	SO	7.79m 25-6¾	1/19/18	1	0.29	1.29
▶ SP	23	Eric KICINSKI	JR	18.99m 62-3¾	1/13/18	0.4	0.00	0.40
Scored bests come from PRE-SEASON DATA								
▶ 60m	36	Andrew HUDSON	JR	6.68	1/13/17		0.11	0.11
▶ 200m	14	Andrew HUDSON	JR	20.80	1/13/17	2	0.63	2.63
▶ 800m	24	Charles JONES	SR	1:48.70	2/24/17	0.3	0.17	0.47
▶ 5000m	29	Miguel BAUTISTA	SR	13:58.17	2/10/17	0.075	0.11	0.18
▶ HJ	14	Charles BROWN	JR	2.20m 7-2½	2/3/17	2	0.26	2.26
▶ PV	22	Brandon BRAY	JR	5.38m 17-7¾	5/27/16	0.5	0.00	0.50
▶ TJ	11	Charles BROWN	JR	16.05m 52-8	2/24/17	5	0.51	5.51
Team Total								83.03

"Scrd As", short for "Scored As", Standing used for place points portion of performance's score combining preseason data (when applied) to current season data

Numbers in BLACK are both the performance's actual NCAA rank AND "scored as" rank Numbers in RED indicate actual NCAA rank does not exist or is worse than "scored as" rank Numbers in BLUE indicate actual NCAA rank is better than "scored as" rank

USTFCCCA Non-Member

Non-Member Schools Will NOT be ranked, beginning Week 2



# USTFCCCA NCAA Division I National Team Computer Rankings

as of 1/29/2018 9:32:09 AM

## 2018 Indoor Track & Field, Week #2

Only those who score >0.01 pts are shown  
D denotes multiple-event rule in affect

### MEN

6



Alabama

Southeastern Conference

▼ 1

Event	Scrd As	Athlete	Yr	Scored Mark	Date	Pl. Pts.	Bonus	TOTAL
Scored bests come from CURRENT season								
H60m	3	Ruebin WALTERS	SR	7.63	1/19/18	16	1.73	17.73
4x400	8	Allen, Walter, Williams, Bowden		3:07.86 OT	1/19/18	6	0.89	6.89
HJ	10	Shelby MCEWEN	SO	2.21m 7-3	1/26/18	6	0.40	6.40
SP	23	Kord FERGUSON	JR	18.99m 62-3½	1/12/18	0.4	0.00	0.40
Scored bests come from PRE-SEASON DATA								
60m	12	Keitavious WALTER	JR	6.62	3/3/17	4	0.50	4.50
200m	19	Keitavious WALTER	JR	20.91	3/3/17	0.8	0.29	1.09
3000m	28	Vincent KIPROP	JR	7:57.49	3/11/17	0.1	0.16	0.26
5000m	2	Vincent KIPROP	JR	13:42.42		18	1.61	19.61
5000m	8	Alfred CHELANGA	SR	13:48.12	2/10/17	8	0.93	8.93
PV	22	Will HERRSCHER	JR	5.38m 17-7½	2/24/17	0.5	0.00	0.50
WT	4	Daniel HAUGH	SR	23.06m 75-8	2/24/17	14	2.34	16.34
Team Total							82.66	

7



Arkansas

Southeastern Conference

unch

Event	Scrd As	Athlete	Yr	Scored Mark	Date	Pl. Pts.	Bonus	TOTAL
Scored bests come from CURRENT season								
200m	12	Obi IGBOKWE	JR	20.78	1/12/18	D	4	0.71 2.71
400	5	Obi IGBOKWE	JR	45.72	1/26/18	12	1.37	13.37
3000m	14	Cameron GRIFFITH	SO	7:54.27 OT	1/26/18	2	0.49	2.49
3000m	18	Jack BRUCE	SR	7:55.46 OT	1/26/18	0.9	0.34	1.24
4x400	12	Ejiakuekwu, Mowatt, Igbokwe, Stephen		3:08.37	1/26/18	1	0.68	1.68
LJ	8	Laquan NAIRN	SO	7.87m 25-10	1/26/18	8	0.89	8.89
WT	34	Erich SULLINS	JR	20.32m 66-8	1/20/18	0.015	0.00	0.01
HEPT	12	Gabe MOORE	JR	5,777	1/26/18	4	0.56	4.56
Scored bests come from PRE-SEASON DATA								
60m	4	Kenzo COTTON	SR	6.56	3/11/16	14	1.19	15.19
200m	4	Kenzo COTTON	SR	20.65	2/24/17	14	1.32	15.32
200m	28	Kevin HARRIS	JR	21.01	2/10/17	0.1	0.09	0.19
200m	32	Roy EJIAKUEKWU	JR	21.03	1/27/17	0.03	0.06	0.09
400	34	Jamarco STEPHEN	SR	46.75	2/13/16	0.015	0.00	0.01
3000m	19	Alex GEORGE	SR	7:55.51	2/13/16	0.8	0.33	1.13
5000m	33	Andrew RONO	SR	13:59.54	2/10/17	0.02	0.05	0.07
H60m	19	Shakiel CHATTOO	JR	7.77	1/21/17	0.8	0.33	1.13
H60m	27	Larry DONALD	SR	7.84	2/24/17	0.125	0.00	0.13
HJ	27	Jah-Nhai PERINCHIEF	JR	2.17m 7-1½	1/7/17	0.125	0.00	0.13
LJ	5	Travonn WHITE	SR	7.93m 26-¼	2/24/17	12	1.34	13.34
TJ	31	Laquan NAIRN	SO	15.65m 51-4½	3/3/17	0.04	0.00	0.04
TJ	31	Rubin OWENS	SR	15.65m 51-4½	2/24/17	0.04	0.00	0.04
HEPT	25	Derek JACOBUS	SR	5,588	1/27/17	0.2	0.00	0.20
HEPT	27	Shakiel CHATTOO	JR	5,554	3/12/16	0.125	0.00	0.13
Team Total							82.08	

"Scrd As", short for "Scored As", Standing used for place points portion of performance's score combining preseason data (when applied) to current season data

Numbers in BLACK are both the performance's actual NCAA rank AND "scored as" rank Numbers in RED indicate actual NCAA rank does not exist or is worse than "scored as" rank Numbers in BLUE indicate actual NCAA rank is better than "scored as" rank

USTFCCCA Non-Member

Non-Member Schools Will NOT be ranked, beginning Week 2



# USTFCCCA NCAA Division I National Team Computer Rankings

## 2018 Indoor Track & Field, Week #2

as of 1/29/2018 9:32:09 AM

Only those who score >0.01 pts are shown  
D denotes multiple-event rule in affect

### MEN

8



**Penn State**

Big Ten Conference

▲ 10

Event	Scrd As	Athlete	Yr	Scored Mark	Date	Pl. Pts.	Bonus	TOTAL
-------	---------	---------	----	-------------	------	----------	-------	-------

#### Scored bests come from CURRENT season

▶ 200m	13	Terrance LAIRD	FR	20.79	1/26/18	3	0.66	3.66	
▶ 400	16	Dan CHISENA	JR	46.27	1/26/18	1.25	0.49	1.74	
▶ 4x400	11	Chisena, Miner, Smith, Harris		3:08.17	1/19/18	2	0.76	2.76	
▶ DMR	3	Harris, Chisena, Perretta, Abert		9:36.48	1/26/18	16	2.44	18.44	
▶ TJ	8	Bryce WILLIAMS	JR	16.24m	53-3½	1/13/18	8	1.09	9.09
▶ WT	11	David LUCAS	SO	21.81m	71-6¾	1/26/18	5	0.42	5.42
▶ WT	25	Morean SHIGO	JR	20.77m	68-1¾	1/26/18	0.2	0.00	0.20

#### Scored bests come from PRE-SEASON DATA

▶ 60m	27	Xavier SMITH	SR	6.66	2/24/17	0.125	0.19	0.32	
▶ 200m	10	Malik MOFFETT	SR	20.76	2/24/17	6	0.80	6.80	
▶ 200m	16	Xavier SMITH	SR	20.85	2/24/17	1.25	0.48	1.73	
▶ 800m	3	Isaiah HARRIS	JR	1:46.24	2/27/16	16	1.69	17.69	
▶ 800m	14	Domenic PERRETTA	SO	1:48.17	2/10/17	2	0.37	2.37	
▶ 800m	30	Jordan MAKINS	SR	1:48.96	2/27/16	0.05	0.10	0.15	
▶ HJ	27	Chisom IFEDI	JR	2.17m	7-1½	1/9/16	0.125	0.00	0.13

**Team Total 70.50**

9



**BYU**

Mountain Pacific Sports Federation

▲ 10

Event	Scrd As	Athlete	Yr	Scored Mark	Date	Pl. Pts.	Bonus	TOTAL
-------	---------	---------	----	-------------	------	----------	-------	-------

#### Scored bests come from CURRENT season

▶ 3000m	17	Rory LINKLETTER	JR	7:55.10	1/26/18	1	0.38	1.38
▶ DMR	2	Dickson, Scheible, Alvarado, Linkletter		9:36.13	1/26/18	18	2.51	20.51

#### Scored bests come from PRE-SEASON DATA

▶ 800m	10	Abraham ALVARADO	SR	1:47.46	2/10/17	6	0.75	6.75
▶ 800m	32	Marcus DICKSON	SR	1:49.10	2/27/16	0.03	0.07	0.10
▶ 3000m	4	Clayton YOUNG	JR	7:49.76	1/27/17	14	1.34	15.34
▶ 5000m	5	Clayton YOUNG	JR	13:45.25	2/10/17	12	1.27	13.27
▶ 5000m	9	Rory LINKLETTER	JR	13:49.00	2/10/17	7	0.83	7.83
▶ 5000m	19	Jonathan HARPER	^DONE	13:54.81	2/10/17	0.8	0.30	1.10
▶ HEPT	14	Kevin NIELSEN	SR	5,728	2/24/17	2	0.35	2.35

**Team Total 68.62**

10



**Southern California**

Mountain Pacific Sports Federation

▲ 3

Event	Scrd As	Athlete	Yr	Scored Mark	Date	Pl. Pts.	Bonus	TOTAL
-------	---------	---------	----	-------------	------	----------	-------	-------

#### Scored bests come from CURRENT season

▶ 60m	16	TJ BROCK	SO	6.64		1/26/18	1.25	0.34	1.59
▶ 400	30	Zach SHINNICK	FR	46.60cA	46.49	1/19/18	0.05	0.09	0.14
▶ TJ	6	Eric SLOAN	SR	16.33m	53-7	1/26/18	10	1.39	11.39

#### Scored bests come from PRE-SEASON DATA

▶ 200m	9	Michael NORMAN	SO	20.75		2/10/17	7	0.85	7.85
▶ 200m	10	Rai BENJAMIN	JR	20.76		2/11/17	6	0.80	6.80
▶ 400	21	Ricky MORGAN JR	SR	46.41		2/10/17	0.6	0.32	0.92
▶ 800m	13	Robert FORD	SR	1:47.88		2/27/16	3	0.52	3.52
▶ H60m	11	Marquis MORRIS	SR	7.73		1/27/17	5	0.64	5.64
▶ HJ	3	Randall CUNNINGHAM	SR	2.27m	7-5½	2/24/17	16	2.05	18.05
▶ LJ	12	Eric SLOAN	SR	7.85m	25-9½	1/23/16	4	0.74	4.74
▶ LJ	29	Dominic SMALLWOOD	SR	7.67m	25-2	2/24/17	0.075	0.00	0.08
▶ SP	13	Matthew KATNIK	JR	19.75m	64-9½	2/24/17	3	0.56	3.56
▶ SP	18	Nicholas PONZIO	SR	19.43m	63-9	1/16/16	0.9	0.16	1.06
▶ SP	30	Nathan BULTMAN	JR	18.85m	61-10½	2/3/17	0.05	0.00	0.05

**Team Total 65.38**

11



**Colorado**

Mountain Pacific Sports Federation

▼ 3

Event	Scrd As	Athlete	Yr	Scored Mark	Date	Pl. Pts.	Bonus	TOTAL
-------	---------	---------	----	-------------	------	----------	-------	-------

#### Scored bests come from PRE-SEASON DATA

▶ Mile	3	Joe KLECKER	JR	3:55.82c	(4:01.72)	2/2/17	16	1.53	17.53
▶ Mile	5	Zach PERRIN	SR	3:56.36c	(4:02.27)	2/2/17	12	1.30	13.30
▶ 3000m	7	Joe KLECKER	JR	7:51.43	2/10/17	D	9	1.01	3.01
▶ 3000m	8	John DRESSEL	JR	7:51.44	2/24/17		8	1.00	9.00
▶ 3000m	20	Zach PERRIN	SR	7:55.68	2/10/17		0.7	0.31	1.01
▶ 5000m	3	John DRESSEL	JR	13:42.57	2/10/17		16	1.59	17.59
▶ 5000m	22	Joe KLECKER	JR	13:56.15	2/24/17		0.5	0.20	0.70
▶ 5000m	28	Ryan FORSYTH	JR	13:57.80	2/10/17		0.1	0.12	0.22

**Team Total 62.36**

"Scrd As", short for "Scored As", Standing used for place points portion of performance's score combining preseason data (when applied) to current season data

Numbers in BLACK are both the performance's actual NCAA rank AND "scored as" rank Numbers in RED indicate actual NCAA rank does not exist or is worse than "scored as" rank Numbers in BLUE indicate actual NCAA rank is better than "scored as" rank

USTFCCCA Non-Member

Non-Member Schools Will NOT be ranked, beginning Week 2



## 2018 Indoor Track &amp; Field, Week #2

Only those who score >0.01 pts are shown  
D denotes multiple-event rule in affect

## MEN

12



Kentucky

Southeastern Conference

▼ 6

Event	Scrd As	Athlete	Yr	Scored Mark	Date	Pl. Pts.	Bonus	TOTAL
Scored bests come from CURRENT season								
200m	8	Dwight ST HILLAIRE	FR	20.73	1/19/18	8	0.94	8.94
400	27	Dwight ST HILLAIRE	FR	46.55 OT	1/12/18	0.125	0.15	0.27
3000m	13	Jacob THOMSON	SR	7:53.87	1/19/18	3	0.55	3.55
4x400	15	Dorsey, St Hillaire, Floreal, Roberts		3:08.83	1/19/18	0.7	0.49	1.19
DMR	10	Young, Walker, Jones, Fields		9:49.16 OT	1/12/18	4	0.60	4.60
Scored bests come from PRE-SEASON DATA								
5000m	11	Jacob THOMSON	SR	13:49.72	2/13/16	5	0.74	5.74
H60m	8	Daniel ROBERTS	SO	7.71	12/8/17	8	0.80	8.80
LJ	15	Tim DUCKWORTH	SR	7.80m 25-7½	2/24/17	1.5	0.36	1.86
LJ	22	Mohammed ABUBAKAR	SR	7.70m 25-3¾	2/20/16	0.5	0.00	0.50
LJ	22	Saahir BETHEA	JR	7.70m 25-3¾	2/20/16	0.5	0.00	0.50
LJ	25	Travis RILEY	JR	7.69m 25-2¾	1/28/17	0.2	0.00	0.20
LJ	28	Fred DORSEY	SR	7.68m 25-2¾	2/24/17	0.1	0.00	0.10
SP	28	Nikolas HUFFMAN	SR	18.89m 61-11½	2/17/17	0.1	0.00	0.10
WT	28	David CLINE	SR	20.64m 67-8½	2/24/17	0.1	0.00	0.10
WT	34	Logan BRYER	SR	20.32m 66-8	2/24/17	0.015	0.00	0.01
HEPT	1	Tim DUCKWORTH	SR	6,165	3/11/17	20	3.52	23.52
Team Total								59.99

13



Colorado State

Mountain West Conference

▼ 3

Event	Scrd As	Athlete	Yr	Scored Mark	Date	Pl. Pts.	Bonus	TOTAL
Scored bests come from CURRENT season								
HEPT	28	Nick KRAVEC	SR	5,548	12/7/17	0.1	0.00	0.10
Scored bests come from PRE-SEASON DATA								
Mile	7	Cole ROCKHOLD	JR	3:57.19c (4:03.12)	2/2/17	9	0.96	9.96
3000m	15	Cole ROCKHOLD	JR	7:54.48c (8:06.46)	2/23/17	1.5	0.47	1.97
3000m	33	Grant FISCHER	SR	7:58.61c (8:10.70)	2/23/17	0.02	0.08	0.10
5000m	7	Grant FISCHER	SR	13:46.58	2/10/17	9	1.12	10.12
SP	2	Mostafa HASSAN	SR	21.30m 69-10¾	2/23/17	18	4.30	22.30
HEPT	5	Hunter PRICE	SR	5,996	3/11/17	12	1.99	13.99
Team Total								58.54

14



Texas

Big 12 Conference

▲ 1

Event	Scrd As	Athlete	Yr	Scored Mark	Date	Pl. Pts.	Bonus	TOTAL
Scored bests come from CURRENT season								
200m	18	Micaiah HARRIS	FR	20.87	1/20/18	0.9	0.41	1.31
H60m	25	John BURT	JR	7.82	1/20/18	0.2	0.07	0.27
LJ	12	Steffin MCCARTER	JR	7.85m 25-9¾	1/20/18	4	0.74	4.74
SP	8	Adrian PIPERI	FR	19.83m 65-¾	1/26/18	8	0.71	8.71
HEPT	18	George PATRICK	SO	5,657	1/26/18	0.9	0.13	1.03
Scored bests come from PRE-SEASON DATA								
PV	9	Barrett POTH	JR	5.50m 18-½	2/10/17	7	0.75	7.75
LJ	14	O'Brien WASOME	SO	7.82m 25-8	12/9/17	2	0.51	2.51
TJ	3	O'Brien WASOME	SO	16.49m 54-1¼	3/11/17	16	2.17	18.17
WT	12	Alan ZAPALAC	SR	21.80m 71-6¾	12/9/17	4	0.41	4.41
HEPT	8	Steele WASIK	SR	5,817	2/24/17	8	0.80	8.80
Team Total								57.70

15



Houston

American Athletic Conference

▼ 4

Event	Scrd As	Athlete	Yr	Scored Mark	Date	Pl. Pts.	Bonus	TOTAL
Scored bests come from CURRENT season								
60m	9	Elijah HALL	SR	6.60	1/12/18	7	0.70	7.70
4x400	5	Lattin, Outing, Jordan, Montgomery		3:07.01cA 3:06.57	1/13/18	12	1.25	13.25
Scored bests come from PRE-SEASON DATA								
60m	6	Mario BURKE	JR	6.59	2/24/17	10	0.82	10.82
200m	7	Eli HALL-THOMPSON	SR	20.71	1/21/17	9	1.03	10.03
200m	32	Kahmari MONTGOMERY	JR	21.03	2/26/16	0.03	0.06	0.09
400	7	Kahmari MONTGOMERY	JR	45.78	2/27/16	9	1.26	10.26
H60m	12	Amere LATTIN	JR	7.74	2/10/17	4	0.56	4.56
LJ	29	Trumaine JEFFERSON	JR	7.67m 25-2	1/27/17	0.075	0.00	0.08
HEPT	19	Nathaniel MECHLER	SO	5,636	2/24/17	0.8	0.06	0.86
Team Total								57.65

"Scrd As", short for "Scored As", Standing used for place points portion of performance's score combining preseason data (when applied) to current season data

Numbers in BLACK are both the performance's actual NCAA rank AND "scored as" rank Numbers in RED indicate actual NCAA rank does not exist or is worse than "scored as" rank Numbers in BLUE indicate actual NCAA rank is better than "scored as" rank

USTFCCCA Non-Member

Non-Member Schools Will NOT be ranked, beginning Week 2



# USTFCCCA NCAA Division I National Team Computer Rankings

## 2018 Indoor Track & Field, Week #2

as of 1/29/2018 9:32:09 AM

Only those who score >0.01 pts are shown  
D denotes multiple-event rule in affect

### MEN

# 16



## Virginia Tech

### Atlantic Coast Conference

▼ 4

Event	Scrd As	Athlete	Yr	Scored Mark	Date	Pl. Pts.	Bonus	TOTAL
Scored bests come from CURRENT season								
PV	24	Joel BENITEZ	FR	5.37m	17-7½	1/13/18	0.3	0.00 0.30
Scored bests come from PRE-SEASON DATA								
800m	2	Patrick JOSEPH	SR	1:46.23		2/23/17	18	1.70 19.70
800m	31	Vincent CIATTEI	SR	1:49.04		2/10/17	0.04	0.08 0.12
Mile	13	Neil GOURLEY	SR	3:58.11cA	(4:01.14)	2/3/17	3	0.58 3.58
Mile	33	Patrick JOSEPH	SR	4:00.47		1/31/15	0.02	0.04 0.06
PV	2	Deakin VOLZ	JR	5.66m	18-6½	2/17/17	18	2.61 20.61
PV	6	Torben LAIDIG	SR	5.55m	18-2½	2/23/17	10	1.24 11.24
Team Total								55.62

# 17



## Stanford

### Mountain Pacific Sports Federation

▼ 1

Event	Scrd As	Athlete	Yr	Scored Mark	Date	Pl. Pts.	Bonus	TOTAL
Scored bests come from CURRENT season								
Mile	34	Steven FAHY	JR	4:00.60 OT		1/26/18	0.015	0.02 0.03
DMR	13	Sathyamurthy, White, Smith, Perrier		9:51.26 OT		1/26/18	0.9	0.35 1.25
SP	34	Tristen NEWMAN	JR	18.70m	61-4½	1/13/18	0.015	0.00 0.01
Scored bests come from PRE-SEASON DATA								
Mile	1	Sean MCGORTY	RS SR	3:53.95		2/27/16	20	2.31 22.31
Mile	25	Jack KEELAN	SR	3:59.62		1/27/17	0.2	0.16 0.36
Mile	25	Thomas COYLE	RS SR	3:59.62		2/28/15	0.2	0.16 0.36
3000m	3	Sean MCGORTY	RS SR	7:48.79		2/12/16	D 16	1.53 3.53
3000m	6	Jack KEELAN	SR	7:51.20		2/10/17	10	1.05 11.05
PV	20	Harrison WILLIAMS	SR	5.40m	17-8½	1/14/17	0.7	0.02 0.72
TJ	27	Jaak UUDMAE	SR	15.69m	51-5½	1/16/16	0.125	0.00 0.13
HEPT	6	Harrison WILLIAMS	SR	5,970		3/11/17	10	1.76 11.76
Team Total								51.54

# 18



## Georgetown

### BIG EAST Conference

▲ 9

Event	Scrd As	Athlete	Yr	Scored Mark	Date	Pl. Pts.	Bonus	TOTAL
Scored bests come from CURRENT season								
DMR	4	Brown, Alleyne, Rowe, Bartelsmeyer		9:38.31		1/26/18	14	2.11 16.11
Scored bests come from PRE-SEASON DATA								
800m	5	Joseph WHITE	SR	1:46.44		2/10/17	12	1.53 13.53
Mile	15	Amos BARTELSMEYER	SR	3:58.22		2/6/16	1.5	0.54 2.04
3000m	9	Scott CARPENTER	SR	7:51.51		2/10/17	7	0.99 7.99
3000m	26	Amos BARTELSMEYER	SR	7:57.28		2/13/16	0.15	0.17 0.32
5000m	6	Jonathan GREEN	SR	13:45.73		2/10/17	10	1.22 11.22
5000m	34	Scott CARPENTER	SR	14:00.16		12/9/16	0.015	0.03 0.04
Team Total								51.25

# 19



## Florida State

### Atlantic Coast Conference

▲ 4

Event	Scrd As	Athlete	Yr	Scored Mark	Date	Pl. Pts.	Bonus	TOTAL
Scored bests come from CURRENT season								
60m	2	Andre EWERS	JR	6.52		1/19/18	18	1.70 19.70
H60m	12	Trey CUNNINGHAM	FR	7.74		1/19/18	4	0.56 4.56
DMR	14	Hardwick, Fearington, Freire, Hall		9:51.97		1/26/18	0.8	0.29 1.09
TJ	9	Armani WALLACE	JR	16.19m	53-1½	1/26/18	7	0.93 7.93
SP	14	Austin DROOGSMA	SR	19.69m	64-7½	1/26/18	2	0.45 2.45
Scored bests come from PRE-SEASON DATA								
60m	6	Darryl HARAWAY	JR	6.59		2/10/17	10	0.82 10.82
60m	42	Edward CLARKE	JR	6.69		2/27/16	0.07	0.07 0.07
200m	21	Andre EWERS	JR	20.93		3/3/17	0.6	0.23 0.83
LJ	15	Kenneth FISHER	SR	7.80m	25-7½	2/19/16	1.5	0.36 1.86
TJ	17	Montel NEVERS	JR	15.90m	52-2	3/11/17	1	0.26 1.26
Team Total								50.58

"Scrd As", short for "Scored As", Standing used for place points portion of performance's score combining preseason data (when applied) to current season data

Numbers in BLACK are both the performance's actual NCAA rank AND "scored as" rank Numbers in RED indicate actual NCAA rank does not exist or is worse than "scored as" rank Numbers in BLUE indicate actual NCAA rank is better than "scored as" rank

USTFCCCA Non-Member

Non-Member Schools Will NOT be ranked, beginning Week 2





# USTFCCCA NCAA Division I National Team Computer Rankings

as of 1/29/2018 9:32:10 AM

## 2018 Indoor Track & Field, Week #2

Only those who score >0.01 pts are shown  
D denotes multiple-event rule in affect

### MEN

# 20



## Washington

### Mountain Pacific Sports Federation

# 3

Event	Scrd As	Athlete	Yr	Scored Mark	Date	Pl. Pts.	Bonus	TOTAL
Scored bests come from CURRENT season								
DMR	19	Gardner, Croson, Kirk, Beamer		9:54.61 OT	1/26/18	0.3	0.14	0.44
SP	32	Jack LEMBCKE	JR	18.78m 61-7½	1/26/18	0.03	0.00	0.03
Scored bests come from PRE-SEASON DATA								
Mile	19	Colby GILBERT	SR	3:58.96	1/14/17	0.8	0.34	1.14
3000m	1	Colby GILBERT	SR	7:45.71	1/27/17	20	2.16	22.16
5000m	1	Colby GILBERT	SR	13:34.85	2/10/17	20	2.53	22.53
5000m	16	Fred HUXHAM	JR	13:51.87	2/10/17	1.25	0.53	1.78
PV	14	Chase SMITH	JR	5.47m 17-11½	2/24/17	2	0.45	2.45
HEPT	33	Cole JENSEN	SR	5,457	1/30/16	0.02	0.00	0.02
Team Total								50.54

# 21



## Auburn

### Southeastern Conference

# 10

Event	Scrd As	Athlete	Yr	Scored Mark	Date	Pl. Pts.	Bonus	TOTAL
Scored bests come from CURRENT season								
60m	12	Raheem CHAMBERS	SO	6.62	1/12/18	4	0.50	4.50
200m	32	Randall CENEUS	JR	21.03	1/26/18	0.03	0.06	0.09
400	32	Nathon ALLEN	FR	46.68 OT	1/19/18	0.03	0.03	0.06
H60m	24	Xavier COAKLEY	JR	7.81	1/26/18	0.3	0.11	0.41
4x400	4	Ceneus, Burks, Allen, Bloomfield		3:06.60	1/26/18	14	1.47	15.47
Scored bests come from PRE-SEASON DATA								
60m	9	Odean SKEAN	SR	6.60	2/24/17	7	0.70	7.70
400	2	Akeem BLOOMFIELD	SO	45.43	2/24/17	18	1.92	19.92
400	21	Randall CENEUS	JR	46.41	2/10/17	0.6	0.32	0.92
Team Total								49.08

# 22



## Indiana

### Big Ten Conference

# 13

Event	Scrd As	Athlete	Yr	Scored Mark	Date	Pl. Pts.	Bonus	TOTAL
Scored bests come from CURRENT season								
Mile	22	Kyle MAU	SO	3:59.15	1/26/18	0.5	0.29	0.79
3000m	36	Ben VEATCH	FR	7:58.83	1/19/18		0.07	0.07
5000m	25	Ben VEATCH	FR	13:57.27	12/8/17	0.2	0.14	0.34
DMR	11	Browning, Ware, Ellington, Veatch		9:50.79 OT	1/12/18	2	0.41	2.41
HJ	10	Jyles ETIENNE	FR	2.21m 7-3	12/8/17	6	0.40	6.40
PV	29	Adam COULON	SO	5.31m 17-5	1/19/18	0.075	0.00	0.08
WT	15	Andrew MILLER	SR	21.73m 71-3½	1/26/18	1.5	0.35	1.85
Scored bests come from PRE-SEASON DATA								
800m	4	Daniel KUHN	SR	1:46.42	2/3/17	14	1.54	15.54
800m	35	Jordan HUNTOON	SR	1:49.17	2/24/17	0.01	0.05	0.06
5000m	31	Bryce MILLAR	SO	13:59.04	12/9/16	0.04	0.07	0.11
HJ	27	Paul GALAS	SR	2.17m 7-1½	2/24/17	0.125	0.00	0.13
HJ	27	Treyton HARRIS	JR	2.17m 7-1½	2/24/17	0.125	0.00	0.13
LJ	21	Treyton HARRIS	JR	7.71m 25-3½	2/24/17	0.6	0.00	0.60
TJ	5	Eric BETHEA	JR	16.34m 53-7½	2/10/17	12	1.44	13.44
SP	11	Willie MORRISON	JR	19.79m 64-11½	2/24/17	5	0.64	5.64
SP	31	David SCHALL	JR	18.80m 61-8½	2/10/17	0.04	0.00	0.04
Team Total								47.61

# 23



## Kansas

### Big 12 Conference

# 3

Event	Scrd As	Athlete	Yr	Scored Mark	Date	Pl. Pts.	Bonus	TOTAL
Scored bests come from CURRENT season								
PV	12	Hussain ALHIZAM	JR	5.48m 17-11½	1/25/18	4	0.55	4.55
Scored bests come from PRE-SEASON DATA								
800m	27	Bryce HOPPEL	SO	1:48.82	2/24/17	0.125	0.14	0.26
PV	14	Paulo BENAVIDES	JR	5.47m 17-11½	2/24/17	2	0.45	2.45
PV	16	Nick MEYER	SR	5.45m 17-10½	2/10/17	1.25	0.27	1.52
TJ	13	Barden ADAMS	SR	16.01m 52-6½	2/10/17	3	0.45	3.45
SP	6	Nicolai CEBAN	SR	19.85m 65-1½	1/26/17	10	0.75	10.75
WT	1	Gleb DUDAREV	SO	23.44m 76-11	2/10/17	20	3.25	23.25
Team Total								46.22

"Scrd As", short for "Scored As", Standing used for place points portion of performance's score combining preseason data (when applied) to current season data

Numbers in BLACK are both the performance's actual NCAA rank AND "scored as" rank Numbers in RED indicate actual NCAA rank does not exist or is worse than "scored as" rank Numbers in BLUE indicate actual NCAA rank is better than "scored as" rank

USTFCCCA Non-Member

Non-Member Schools Will NOT be ranked, beginning Week 2



# USTFCCCA NCAA Division I National Team Computer Rankings

as of 1/29/2018 9:32:10 AM

## 2018 Indoor Track & Field, Week #2

Only those who score >0.01 pts are shown  
D denotes multiple-event rule in affect

### MEN

# 24



## Virginia

### Atlantic Coast Conference

# ▼ 3

Event	Scrd As	Athlete	Yr	Scored Mark	Date	Pl. Pts.	Bonus	TOTAL
Scored bests come from PRE-SEASON DATA								
5000m	18	Chase WEAVERLING	JR	13:54.39	2/3/17	0.9	0.33	1.23
5000m	21	Brent DEMAREST	SR	13:56.03	2/3/17	0.6	0.21	0.81
TJ	4	Jordan SCOTT	SO	16.36m	2/3/17	14	1.54	15.54
TJ	18	Aaron WORRELL	SR	15.87m	2/23/17	0.9	0.21	1.11
SP	5	Filip MIHALJEVIC	SR	19.97m	2/23/17	12	0.96	12.96
SP	7	Oghenakpobo EFEKORO	SR	19.84m	3/10/17	9	0.73	9.73
WT	26	Hilmar ORN JONSSON	JR	20.71m	1/21/17	0.15	0.00	0.15
HEPT	29	Jack LINT	JR	5,546	2/23/17	0.075	0.00	0.08
Team Total								41.61

# 25



## Syracuse

### Atlantic Coast Conference

# unch

Event	Scrd As	Athlete	Yr	Scored Mark	Date	Pl. Pts.	Bonus	TOTAL
Scored bests come from CURRENT season								
Mile	3	Justyn KNIGHT	JR	3:55.82	1/26/18	D	16	1.53
H60m	5	Angelo GOSS	SR	7.69	1/13/18	12	1.02	13.02
H60m	30	Matt MOORE	SO	7.85	1/25/18	0.05	0.00	0.05
Scored bests come from PRE-SEASON DATA								
3000m	2	Justyn KNIGHT	JR	7:47.82	2/10/17	18	1.73	19.73
3000m	30	Iliass AOUBANI	JR	7:57.67	1/27/17	0.05	0.14	0.19
5000m	12	Justyn KNIGHT	JR	13:50.27	2/23/17	4	0.68	4.68
5000m	27	Iliass AOUBANI	JR	13:57.76	2/23/17	0.125	0.12	0.25
H60m	33	Richard FLOYD	JR	7.86	2/27/16	0.02	0.00	0.02
Team Total								41.47

# 26



## Illinois

### Big Ten Conference

# ▲ 18

Event	Scrd As	Athlete	Yr	Scored Mark	Date	Pl. Pts.	Bonus	TOTAL
Scored bests come from CURRENT season								
60m	42	Devin QUINN	JR	6.69	1/20/18		0.07	0.07
Mile	2	Jonathan DAVIS	FR	3:55.46cf	3:58.46	1/27/18	18	1.68
Scored bests come from PRE-SEASON DATA								
200m	28	Devin QUINN	JR	21.01	2/24/17	0.1	0.09	0.19
H60m	5	David KENDZIERA	SR	7.69	2/24/17	12	1.02	13.02
HJ	21	Jonathan WELLS	SR	2.19m	7-2½	2/6/16	0.6	0.14
HEPT	10	Jonathan WELLS	SR	5,786	3/11/17	6	0.61	6.61
Team Total								40.31

# 27



## Iowa

### Big Ten Conference

# ▼ 5

Event	Scrd As	Athlete	Yr	Scored Mark	Date	Pl. Pts.	Bonus	TOTAL
Scored bests come from CURRENT season								
H60m	17	Chris DOUGLAS	JR	7.76	1/27/18	1	0.41	1.41
4x400	7	Hofacker, Frye, Garron, Harris		3:07.54	1/19/18	8	1.03	9.03
HEPT	26	William DOUGHERTY	SR	5,572	1/19/18	0.15	0.00	0.15
Scored bests come from PRE-SEASON DATA								
400	6	Mar'yea HARRIS	JR	45.75	2/24/17	10	1.32	11.32
800m	9	Carter LILLY	SR	1:47.33	2/3/17	7	0.81	7.81
LJ	9	O'Shea WILSON	JR	7.86m	25-9½	1/13/17	7	0.81
SP	32	Reno TUUFULI	JR	18.78m	61-7½	2/17/17	0.03	0.00
Team Total								37.56

"Scrd As", short for "Scored As", Standing used for place points portion of performance's score combining preseason data (when applied) to current season data

Numbers in BLACK are both the performance's actual NCAA rank AND "scored as" rank Numbers in RED indicate actual NCAA rank does not exist or is worse than "scored as" rank Numbers in BLUE indicate actual NCAA rank is better than "scored as" rank

USTFCCCA Non-Member

Non-Member Schools Will NOT be ranked, beginning Week 2





# USTFCCCA NCAA Division I National Team Computer Rankings

## 2018 Indoor Track & Field, Week #2

as of 1/29/2018 9:32:10 AM

Only those who score >0.01 pts are shown  
D denotes multiple-event rule in affect

### MEN

28



TCU

Big 12 Conference

▼ 2

Event	Scrd As	Athlete	Yr	Scored Mark	Date	Pl. Pts.	Bonus	TOTAL
-------	---------	---------	----	-------------	------	----------	-------	-------

#### Scored bests come from CURRENT season

▶ 400	20	Derrick MOKALENG	SO	46.36cA	46.25	1/27/18	0.7	0.38	1.08
▶ 4x400	9	Andrews, Flowers, McClanahan, Mokaleng		3:07.87		12/9/17	5	0.89	5.89

#### Scored bests come from PRE-SEASON DATA

▶ 60m	3	Jalen MILLER	SR	6.54		3/13/15	16	1.45	17.45
▶ 60m	27	Emeilo FERGUSON	SR	6.66		2/10/17	0.125	0.19	0.32
▶ 400	25	Emmanuel OGWO	SO	46.45		2/24/17	0.2	0.27	0.47
▶ TJ	7	Scotty NEWTON	SR	16.26m	53-4½	2/10/17	9	1.15	10.15

Team Total 35.36

29



Michigan

Big Ten Conference

▼ 1

Event	Scrd As	Athlete	Yr	Scored Mark	Date	Pl. Pts.	Bonus	TOTAL
-------	---------	---------	----	-------------	------	----------	-------	-------

#### Scored bests come from CURRENT season

▶ SP	22	Andrew LISKOWITZ	SO	19.00m	62-4	1/20/18	0.5	0.00	0.50
▶ WT	6	Joseph ELLIS	JR	22.55m	73-11½	1/20/18	10	1.47	11.47

#### Scored bests come from PRE-SEASON DATA

▶ 200m	36	Taylor MCLAUGHLIN	JR	21.05		1/27/17		0.03	0.03
▶ 400	24	Taylor MCLAUGHLIN	JR	46.42		2/27/16	0.3	0.31	0.61
▶ Mile	24	Connor MORA	SR	3:59.36		1/27/17	0.3	0.23	0.53
▶ 3000m	27	Aaron BAUMGARTEN	SR	7:57.32		1/27/17	0.125	0.17	0.29
▶ SP	26	Grant CARTWRIGHT	SR	18.94m	62-1½	2/13/16	0.15	0.00	0.15
▶ WT	2	Grant CARTWRIGHT	SR	23.31m	76-5½	2/24/17	18	2.94	20.94

Team Total 34.52

30



South Carolina

Southeastern Conference

unch

Event	Scrd As	Athlete	Yr	Scored Mark	Date	Pl. Pts.	Bonus	TOTAL
-------	---------	---------	----	-------------	------	----------	-------	-------

#### Scored bests come from CURRENT season

▶ 60m	42	Ncincilili TITI	SR	6.69		1/19/18		0.07	0.07
▶ 200m	1	Ncincilili TITI	SR	20.45		1/19/18	20	2.27	22.27
▶ HJ	14	Tye WILLIAMS	SR	2.20m	7-2½	1/12/18	2	0.26	2.26
▶ SP	8	Josh AWOTUNDE	SR	19.83m	65-¾	1/26/18	8	0.71	8.71

#### Scored bests come from PRE-SEASON DATA

▶ H60m	19	Isaiah MOORE	SR	7.77		2/26/16	0.8	0.33	1.13
--------	----	--------------	----	------	--	---------	-----	------	------

Team Total 34.43

31



UTEP

Conference USA

▼ 2

Event	Scrd As	Athlete	Yr	Scored Mark	Date	Pl. Pts.	Bonus	TOTAL
-------	---------	---------	----	-------------	------	----------	-------	-------

#### Scored bests come from CURRENT season

▶ 800m	1	Michael SARUNI	SO	1:44.89cA	1:45.19	1/26/18	20	2.80	22.80
--------	---	----------------	----	-----------	---------	---------	----	------	-------

#### Scored bests come from PRE-SEASON DATA

▶ Mile	8	Jonah KOECH	JR	3:57.30c	(4:02.59)	2/3/17	8	0.92	8.92
▶ 5000m	14	Antony KOSGEI	JR	13:50.74		2/10/17	2	0.62	2.62

Team Total 34.34

32



Akron

Mid-American Conference

▲ 6

Event	Scrd As	Athlete	Yr	Scored Mark	Date	Pl. Pts.	Bonus	TOTAL
-------	---------	---------	----	-------------	------	----------	-------	-------

#### Scored bests come from CURRENT season

▶ PV	2	Matthew LUDWIG	JR	5.66m	18-6½	1/26/18	18	2.61	20.61
------	---	----------------	----	-------	-------	---------	----	------	-------

#### Scored bests come from PRE-SEASON DATA

▶ LJ	6	Terrell MCCLAIN	SR	7.89m	25-10½	2/10/17	10	1.04	11.04
▶ LJ	25	Jordan LATIMER	JR	7.69m	25-2½	1/9/15	0.2	0.00	0.20

Team Total 31.85

"Scrd As", short for "Scored As", Standing used for place points portion of performance's score combining preseason data (when applied) to current season data

Numbers in BLACK are both the performance's actual NCAA rank AND "scored as" rank Numbers in RED indicate actual NCAA rank does not exist or is worse than "scored as" rank Numbers in BLUE indicate actual NCAA rank is better than "scored as" rank

USTFCCCA Non-Member

Non-Member Schools Will NOT be ranked, beginning Week 2



## 2018 Indoor Track &amp; Field, Week #2

Only those who score >0.01 pts are shown  
D denotes multiple-event rule in affect

## MEN

33



Arizona

▲ 34

Mountain Pacific Sports Federation

Event	Scrd As	Athlete	Yr	Scored Mark	Date	Pl. Pts.	Bonus	TOTAL
Scored bests come from CURRENT season								
Mile	27	Carlos VILLARREAL	SO	3:59.65 OT	1/26/18	0.125	0.15	0.28
SP	1	Jordan GEIST	FR	21.45m 70-4½	1/26/18	20	4.70	24.70
Scored bests come from PRE-SEASON DATA								
HJ	10	Justice SUMMERSET	SO	2.21m 7-3	1/13/17	6	0.40	6.40
Team Total								31.38

34



Rutgers

▲ 1

Big Ten Conference

Event	Scrd As	Athlete	Yr	Scored Mark	Date	Pl. Pts.	Bonus	TOTAL
Scored bests come from PRE-SEASON DATA								
400	1	Izaiah BROWN	JR	45.32	2/24/17	20	2.14	22.14
400	9	Jermaine GRIFFITH	SR	46.15	2/24/17	7	0.64	7.64
Team Total								29.78

35



Wichita State

▼ 1

American Athletic Conference

Event	Scrd As	Athlete	Yr	Scored Mark	Date	Pl. Pts.	Bonus	TOTAL
Scored bests come from CURRENT season								
HEPT	3	Hunter VEITH	SR	6,023	11/30/17	16	2.24	18.24
HEPT	20	Ben JOHNSON	JR	5,615 OT	1/19/18	0.7	0.00	0.70
Scored bests come from PRE-SEASON DATA								
LJ	9	Jared BELARDO	JR	7.86m 25-9½	2/28/16	7	0.81	7.81
LJ	19	Hunter VEITH	SR	7.78m 25-6½	2/25/17	0.8	0.26	1.06
TJ	19	Jared BELARDO	JR	15.84m 51-11½	1/15/16	0.8	0.16	0.96
Team Total								28.77

36



Southern Illinois

▲ 1

Missouri Valley Conference

Event	Scrd As	Athlete	Yr	Scored Mark	Date	Pl. Pts.	Bonus	TOTAL
Scored bests come from CURRENT season								
WT	10	Isaac INGRAM	SR	21.83m 71-7½	1/26/18	6	0.43	6.43
Scored bests come from PRE-SEASON DATA								
400	13	Warren HAZEL	JR	46.26	2/10/17	3	0.50	3.50
SP	3	Jared KERN	SR	20.47m 67-2	2/10/17	16	2.06	18.06
Team Total								28.00

37



Northern Arizona

▲ 6

Big Sky Conference

Event	Scrd As	Athlete	Yr	Scored Mark	Date	Pl. Pts.	Bonus	TOTAL
Scored bests come from CURRENT season								
Mile	11	Andy TROUARD	SR	3:58.01 OT	1/26/18	5	0.63	5.63
Scored bests come from PRE-SEASON DATA								
5000m	4	Matthew BAXTER	SR	13:44.27	2/10/17	14	1.39	15.39
5000m	10	Tyler DAY	JR	13:49.53	2/10/17	6	0.77	6.77
5000m	30	Cory GLINES	SR	13:58.94	2/13/16	0.05	0.08	0.13
Team Total								27.91

38



North Carolina A&amp;T

▼ 2

Mid-Eastern Athletic Conference

Event	Scrd As	Athlete	Yr	Scored Mark	Date	Pl. Pts.	Bonus	TOTAL
Scored bests come from CURRENT season								
60m	9	Jaylan MITCHELL	SO	6.60	1/6/18	7	0.70	7.70
200m	32	Rodney ROWE	JR	21.03	1/26/18	0.03	0.06	0.09
4x400	20	Rowe, Hamilton, Stewart, Harding		3:10.69	1/6/18	0.2	0.00	0.20
Scored bests come from PRE-SEASON DATA								
H60m	3	Michael DICKSON	JR	7.63	2/3/17	16	1.73	17.73
TJ	15	Lasheon STROZIER	JR	15.93m 52-3¼	1/19/17	1.5	0.31	1.81
Team Total								27.53

"Scrd As", short for "Scored As", Standing used for place points portion of performance's score combining preseason data (when applied) to current season data

Numbers in BLACK are both the performance's actual NCAA rank AND "scored as" rank Numbers in RED indicate actual NCAA rank does not exist or is worse than "scored as" rank Numbers in BLUE indicate actual NCAA rank is better than "scored as" rank

USTFCCCA Non-Member

Non-Member Schools Will NOT be ranked, beginning Week 2



# USTFCCCA NCAA Division I National Team Computer Rankings

## 2018 Indoor Track & Field, Week #2

as of 1/29/2018 9:32:10 AM

Only those who score >0.01 pts are shown  
D denotes multiple-event rule in affect

### MEN

# 39



## Ohio State

### Big Ten Conference

# ▼15

Event	Scrd As	Athlete	Yr	Scored Mark		Date	Pl. Pts.	Bonus	TOTAL
Scored bests come from CURRENT season									
▶ 60m	36	Zack BAZILE	SR	6.68		1/26/18		0.11	0.11
▶ 4x400	18	Burke, Jeff, Jackson, Bramwell		3:10.44		1/20/18	0.4	0.00	0.40
▶ PV	26	Coty COBB	JR	5.35m	17-6%	1/20/18	0.15	0.00	0.15
▶ PV	26	Cole GORSKI	SR	5.35m	17-6%	1/20/18	0.15	0.00	0.15
▶ LJ	25	Zack BAZILE	SR	7.69m	25-2%	1/26/18	0.2	0.00	0.20
▶ TJ	28	Zack BAZILE	SR	15.68m	51-5%	1/26/18	0.1	0.00	0.10
▶ WT	17	Aaron ZEDELLA	SR	21.52m	70-7%	1/26/18	1	0.18	1.18
Scored bests come from PRE-SEASON DATA									
▶ 200m	3	Nick GRAY	JR	20.58		2/24/17	16	1.65	17.65
▶ SP	12	Nicholas DEMALINE	SR	19.76m	64-10	2/24/17	4	0.58	4.58
Team Total									24.52

# 40



## Wisconsin

### Big Ten Conference

# ▲2

Event	Scrd As	Athlete	Yr	Scored Mark	Date	Pl. Pts.	Bonus	TOTAL
Scored bests come from CURRENT season								
▶ 3000m	16	Oliver HOARE	SO	7:54.91	1/26/18	1.25	0.41	1.66
▶ 3000m	25	Joe HARDY	SR	7:57.11	1/26/18	0.2	0.18	0.38
Scored bests come from PRE-SEASON DATA								
▶ 800m	36	Eric BROWN	JR	1:49.23	2/24/17		0.03	0.03
▶ 3000m	5	Morgan MCDONALD	SR	7:51.19	2/3/17	12	1.05	13.05
▶ PV	33	Jake WALLenfANG	SR	5.28m	17-3% 5/27/16	0.02	0.00	0.02
▶ WT	8	Riley BUDDE	SR	22.23m	72-11% 2/17/17	8	0.94	8.94
▶ HEPT	30	Trent NYTES	JR	5,526	2/24/17	0.05	0.00	0.05
Team Total								24.14

# 41



## South Dakota

### The Summit League

# ▼1

Event	Scrd As	Athlete	Yr	Scored Mark	Date	Pl. Pts.	Bonus	TOTAL	
Scored bests come from CURRENT season									
▶ PV	1	Chris NILSEN	SO	5.72m	18-9%	1/26/18	20	3.50	23.50
▶ PV	30	Ethan BRAY	SO	5.30m	17-4%	1/26/18	0.05	0.00	0.05
Team Total								23.55	

# 42



## California

### Mountain Pacific Sports Federation

# ▲3

Event	Scrd As	Athlete	Yr	Scored Mark		Date	Pl. Pts.	Bonus	TOTAL
Scored bests come from CURRENT season									
▶ TJ	16	Tuomas KAUKOLAHTI	JR	15.91m	52-2½	1/26/18	1.25	0.28	1.53
▶ SP	15	McKay JOHNSON	FR	19.64m	64-5½	1/26/18	1.5	0.36	1.86
▶ SP	20	Peter SIMON	SR	19.14m	62-9½	1/26/18	0.7	0.00	0.70
Scored bests come from PRE-SEASON DATA									
▶ 800m	22	Eugene HAMILTON III	SR	1:48.55		2/27/16	0.5	0.21	0.71
▶ Mile	28	Garrett CORCORAN	JR	3:59.79		2/27/16	0.1	0.13	0.23
▶ 3000m	10	Garrett CORCORAN	JR	7:52.10		2/24/17	6	0.87	6.87
▶ H60m	8	Ashtyn DAVIS	SR	7.71		3/10/17	8	0.80	8.80
▶ HEPT	16	Tyler BRENDDEL	JR	5,674		2/24/17	1.25	0.18	1.43
Team Total								22.13	

# 43



## Tennessee

### Southeastern Conference

# ▲8

Event	Scrd As	Athlete	Yr	Scored Mark	Date	Pl. Pts.	Bonus	TOTAL	
Scored bests come from CURRENT season									
▶ 3000m	37	Zach LONG	JR	7:59.15	1/26/18		0.05	0.05	
▶ 4x400	6	Cogdell, Harris, Williams, Strother		3:07.08	1/26/18	10	1.22	11.22	
▶ WT	19	Seth WHITENER	JR	21.14m	69-4%	1/26/18	0.8	0.00	0.80
Scored bests come from PRE-SEASON DATA									
▶ 60m	16	Mustaqeem WILLIAMS	JR	6.64	1/13/17	1.25	0.34	1.59	
▶ 200m	17	Mustaqeem WILLIAMS	JR	20.86	1/27/17	1	0.45	1.45	
▶ 400	12	Nathan STROTHER	SR	46.25	2/13/16	4	0.52	4.52	
▶ HJ	14	Darryl SULLIVAN	SO	2.20m	7-2½	2/10/17	2	0.26	2.26
▶ WT	30	Matthew ZAJAC	JR	20.52m	67-4	12/8/17	0.05	0.00	0.05
Team Total								21.93	

"Scrd As", short for "Scored As", Standing used for place points portion of performance's score combining preseason data (when applied) to current season data

Numbers in BLACK are both the performance's actual NCAA rank AND "scored as" rank Numbers in RED indicate actual NCAA rank does not exist or is worse than "scored as" rank Numbers in BLUE indicate actual NCAA rank is better than "scored as" rank

USTFCCCA Non-Member

Non-Member Schools Will NOT be ranked, beginning Week 2



# USTFCCCA NCAA Division I National Team Computer Rankings

## 2018 Indoor Track & Field, Week #2

as of 1/29/2018 9:32:11 AM

Only those who score >0.01 pts are shown  
D denotes multiple-event rule in affect

### MEN

# 44



## LSU

### Southeastern Conference

# 6

Event	Scrd As	Athlete	Yr	Scored Mark	Date	Pl. Pts.	Bonus	TOTAL
-------	---------	---------	----	-------------	------	----------	-------	-------

#### Scored bests come from CURRENT season

H60m	15	Damion THOMAS	FR	7.75	1/26/18	1.5	0.48	1.98
4x400	3	Mosby, Flournoy, Howell, Thompson		3:04.92	1/26/18	16	2.54	18.54

#### Scored bests come from PRE-SEASON DATA

60m	27	Donte JACKSON	JR	6.66c (6.64)	2/3/17	0.125	0.19	0.32
200m	25	Jaron FLOURNOY	JR	20.98	2/24/17	0.2	0.14	0.34
200m	28	Correion MOSBY	JR	21.01	3/3/17	0.1	0.09	0.19
LI	29	Rayvon GREY	SO	7.67m 25-2	2/24/17	0.075	0.00	0.08
TJ	29	Christian MILLER	SO	15.66m 51-4½	2/10/17	0.075	0.00	0.08

Team Total 21.52

# 45



## Oklahoma

### Big 12 Conference

# 17

Event	Scrd As	Athlete	Yr	Scored Mark	Date	Pl. Pts.	Bonus	TOTAL
-------	---------	---------	----	-------------	------	----------	-------	-------

#### Scored bests come from CURRENT season

HJ	2	Vernon TURNER	FR	2.30m 7-6½	1/26/18	18	3.08	21.08
TJ	33	Papay GLAYWULU	FR	15.64m 51-3¾	1/26/18	0.02	0.00	0.02

Team Total 21.10

# 46



## Nebraska

### Big Ten Conference

# 13

Event	Scrd As	Athlete	Yr	Scored Mark	Date	Pl. Pts.	Bonus	TOTAL
-------	---------	---------	----	-------------	------	----------	-------	-------

#### Scored bests come from CURRENT season

HJ	7	Landon BARTEL	SR	2.23m 7-3¾	1/20/18	9	0.86	9.86
WT	22	Nicholas PERCY	SR	21.00m 68-10¾	1/26/18	0.5	0.00	0.50

#### Scored bests come from PRE-SEASON DATA

400	19	Andrew NEAL	SR	46.35	2/24/17	0.8	0.39	1.19
H60m	22	Antoine LLOYD	SR	7.78	1/23/16	0.5	0.25	0.75
PV	33	Tyler LOONTJER	JR	5.28m 17-3¾	2/17/17	0.02	0.00	0.02
TJ	10	Kaiwan CULMER	SR	16.07m 52-8¾	1/21/17	6	0.54	6.54
TJ	23	Isaiah GRIFFITH	SO	15.76m 51-8¾	1/13/17	0.4	0.03	0.43
HEPT	17	Cody WALTON	SR	5,672	2/24/17	1	0.18	1.18
HEPT	32	Noah GABEL	SR	5,497	2/24/17	0.03	0.00	0.03

Team Total 20.51

# 47



## Youngstown State

### Horizon League

# 1

Event	Scrd As	Athlete	Yr	Scored Mark	Date	Pl. Pts.	Bonus	TOTAL
-------	---------	---------	----	-------------	------	----------	-------	-------

#### Scored bests come from PRE-SEASON DATA

H60m	2	Chad ZALLOW	JR	7.61	2/25/17	18	1.97	19.97
------	---	-------------	----	------	---------	----	------	-------

Team Total 19.97

# 48



## NC State

### Atlantic Coast Conference

# unch

Event	Scrd As	Athlete	Yr	Scored Mark	Date	Pl. Pts.	Bonus	TOTAL
-------	---------	---------	----	-------------	------	----------	-------	-------

#### Scored bests come from PRE-SEASON DATA

60m	27	Cravont CHARLESTON	SO	6.66	1/27/17	0.125	0.19	0.32
WT	3	Josh DAVIS	SR	23.24m 76-3	12/2/17	16	2.77	18.77

Team Total 19.08

# 49



## Air Force

### Mountain West Conference

# unch

Event	Scrd As	Athlete	Yr	Scored Mark	Date	Pl. Pts.	Bonus	TOTAL
-------	---------	---------	----	-------------	------	----------	-------	-------

#### Scored bests come from CURRENT season

TJ	26	John REYNOLDS	SR	15.70m 51-6¾	1/26/18	0.15	0.00	0.15
----	----	---------------	----	--------------	---------	------	------	------

#### Scored bests come from PRE-SEASON DATA

60m	48	Jamiel TRIMBLE	SR	6.70	2/25/17		0.03	0.03
200m	5	Jamiel TRIMBLE	SR	20.67	2/25/17	12	1.22	13.22
5000m	23	Jacob BILVADO	JR	13:56.93	2/10/17	0.4	0.15	0.55
H60m	12	Jamiel TRIMBLE	SR	7.74	2/25/17	4	0.56	4.56

Team Total 18.51

# 50



## Sam Houston State

### Southland Conference

# 32

Event	Scrd As	Athlete	Yr	Scored Mark	Date	Pl. Pts.	Bonus	TOTAL
-------	---------	---------	----	-------------	------	----------	-------	-------

#### Scored bests come from CURRENT season

HJ	14	Tyler ADAMS	SR	2.20m 7-2½	1/12/18	2	0.26	2.26
HEPT	4	Tyler ADAMS	SR	6,016	1/26/18	14	2.18	16.18

#### Scored bests come from PRE-SEASON DATA

60m	48	Chris JEFFERSON	JR	6.70	2/22/17		0.03	0.03
-----	----	-----------------	----	------	---------	--	------	------

Team Total 18.46

"Scrd As", short for "Scored As", Standing used for place points portion of performance's score combining preseason data (when applied) to current season data

Numbers in BLACK are both the performance's actual NCAA rank AND "scored as" rank Numbers in RED indicate actual NCAA rank does not exist or is worse than "scored as" rank Numbers in BLUE indicate actual NCAA rank is better than "scored as" rank

USTFCCCA Non-Member

Non-Member Schools Will NOT be ranked, beginning Week 2



## 2018 Indoor Track &amp; Field, Week #2

Only those who score >0.01 pts are shown  
D denotes multiple-event rule in affect

## MEN

51



Baylor

Big 12 Conference

▼10

Event	Scrd As	Athlete	Yr	Scored Mark	Date	Pl. Pts.	Bonus	TOTAL
Scored bests come from CURRENT season								
400	21	Howard FIELDS III	FR	46.41	1/20/18	0.6	0.32	0.92
4x400	13	Fields, Dickson, Baldridge, London		3:08.67cA 3:08.23	1/13/18	0.9	0.56	1.46
Scored bests come from PRE-SEASON DATA								
60m	23	Maxwell WILLIS	SO	6.65	1/20/17	0.4	0.26	0.66
200m	6	Maxwell WILLIS	SO	20.69	3/11/17	10	1.13	11.13
400	13	Wii LONDON	JR	46.26	2/27/16	3	0.50	3.50
Team Total								17.67

52



UCLA

Mountain Pacific Sports Federation

▼13

Event	Scrd As	Athlete	Yr	Scored Mark	Date	Pl. Pts.	Bonus	TOTAL
Scored bests come from CURRENT season								
DMR	12	Blunt, Casavant, Kelly, Snow		9:51.12	1/26/18	1	0.37	1.37
SP	16	Nate ESPARZA	FR	19.49m 63-11½	1/19/18	1.25	0.22	1.47
Scored bests come from PRE-SEASON DATA								
60m	36	Leon POWELL	SR	6.68	1/31/15		0.11	0.11
3000m	32	Robert BRANDT	SO	7:58.58	2/10/17	0.03	0.09	0.12
HJ	10	Michael BURKE	JR	2.21m 7-3	1/27/17	6	0.40	6.40
SP	10	Dotun OGUNDEJI	JR	19.80m 64-11½	2/24/17	6	0.65	6.65
SP	17	Brahme DAYS	SR	19.45m 63-9½	2/27/16	1	0.18	1.18
Team Total								17.30

53



Cincinnati

American Athletic Conference

▼6

Event	Scrd As	Athlete	Yr	Scored Mark	Date	Pl. Pts.	Bonus	TOTAL
Scored bests come from CURRENT season								
PV	4	Adrian VALLES	SR	5.61m 18-4½	1/20/18	14	1.87	15.87
Scored bests come from PRE-SEASON DATA								
HEPT	22	Alex BLOOM	SR	5,604	2/3/17	0.5	0.00	0.50
Team Total								16.37

54



Utah State

Mountain West Conference

▼22

Event	Scrd As	Athlete	Yr	Scored Mark	Date	Pl. Pts.	Bonus	TOTAL
Scored bests come from CURRENT season								
3000m	12	Dillon MAGGARD	SR	7:52.99 OT	1/26/18	4	0.70	4.70
DMR	9	Beutler, Lambourne, Coleman, Maggard		9:48.22	1/12/18	5	0.71	5.71
Scored bests come from PRE-SEASON DATA								
400	13	Brady MARTIN	JR	46.26	2/27/16	3	0.50	3.50
800m	23	Clay LAMBOURNE	SR	1:48.59c (1:49.20)	2/23/17	0.4	0.20	0.60
Mile	16	Dillon MAGGARD	SR	3:58.23c (4:03.54)	2/10/17	1.25	0.54	1.79
Team Total								16.30

55



Arkansas State

Sun Belt Conference

▼2

Event	Scrd As	Athlete	Yr	Scored Mark	Date	Pl. Pts.	Bonus	TOTAL
Scored bests come from CURRENT season								
SP	19	Itamar LEVI	SR	19.36m 63-6¼	1/26/18	0.8	0.10	0.90
Scored bests come from PRE-SEASON DATA								
60m	4	Jaylen BACON	SR	6.56	3/11/17	14	1.19	15.19
H60m	33	Jamil PEEPLES	SR	7.86	2/11/17	0.02	0.00	0.02
HJ	27	Tiaan STEENKAMP	JR	2.17m 7-1½	2/20/17	0.125	0.00	0.13
Team Total								16.24

56



Princeton

Ivy League

▼1

Event	Scrd As	Athlete	Yr	Scored Mark	Date	Pl. Pts.	Bonus	TOTAL
Scored bests come from CURRENT season								
TJ	21	Lane RUSSELL	SR	15.79m 51-9½	1/28/18	0.6	0.08	0.68
Scored bests come from PRE-SEASON DATA								
PV	18	August KILES	SR	5.42m 17-9¼	2/10/17	0.9	0.12	1.02
WT	5	Adam KELLY	JR	22.62m 74-2½	2/25/17	12	1.58	13.58
Team Total								15.28

"Scrd As", short for "Scored As", Standing used for place points portion of performance's score combining preseason data (when applied) to current season data

Numbers in BLACK are both the performance's actual NCAA rank AND "scored as" rank Numbers in RED indicate actual NCAA rank does not exist or is worse than "scored as" rank Numbers in BLUE indicate actual NCAA rank is better than "scored as" rank

USTFCCCA Non-Member

Non-Member Schools Will NOT be ranked, beginning Week 2



# USTFCCCA NCAA Division I National Team Computer Rankings

as of 1/29/2018 9:32:11 AM

## 2018 Indoor Track & Field, Week #2

Only those who score >0.01 pts are shown  
D denotes multiple-event rule in affect

### MEN

# 57



## Oral Roberts

### The Summit League

# ▲ 1

Event	Scrd As	Athlete	Yr	Scored Mark	Date	Pl. Pts.	Bonus	TOTAL
Scored bests come from CURRENT season								
60m	42	Raymond KEVWVO	FR	6.69	1/12/18		0.07	0.07
Scored bests come from PRE-SEASON DATA								
H60m	5	Israel NELSON	JR	7.69	1/29/16	12	1.02	13.02
Team Total								13.09

# 58



## Clemson

### Atlantic Coast Conference

# ▼ 4

Event	Scrd As	Athlete	Yr	Scored Mark	Date	Pl. Pts.	Bonus	TOTAL	
Scored bests come from CURRENT season									
▶ 400	31	Cordell LAMB	SR	46.63	1/19/18	0.04	0.07	0.11	
▶ H60m	17	Kirk LEWIS	SR	7.76	1/26/18	1	0.41	1.41	
▶ 4x400	10	Lamb, Frazier, Lewis, Green		3:08.15	1/19/18	4	0.77	4.77	
▶ TJ	22	Jeremiah GREEN	SR	15.77m	51-9	1/26/18	0.5	0.05	0.55
Scored bests come from PRE-SEASON DATA									
▶ 400	16	Jeffrey GREEN	SR	46.27	2/23/17	1.25	0.49	1.74	
▶ 800m	18	John LEWIS	JR	1:48.41	2/10/17	0.9	0.25	1.15	
▶ 800m	20	Terrell JACKSON	SO	1:48.50	2/10/17	0.7	0.22	0.92	
▶ 800m	21	Mpho MAKOFANE	SR	1:48.53	1/20/17	0.6	0.21	0.81	
▶ LJ	17	Chris MCBRIDE	JR	7.79m	25-6½	2/10/17	1	0.29	1.29
Team Total								12.75	

# 59



## Duke

### Atlantic Coast Conference

# ▲ 17

Event	Scrd As	Athlete	Yr	Scored Mark	Date	Pl. Pts.	Bonus	TOTAL
Scored bests come from CURRENT season								
DMR	8	Wisner, Mingo, Solomon, Burton		9:45.70	1/26/18	6	1.00	7.00
Scored bests come from PRE-SEASON DATA								
400	11	Steven SOLOMON	SR	46.24	3/1/14	5	0.53	5.53
Team Total								12.53

# 60




## South Alabama

### Sun Belt Conference

# unch

Event	Scrd As	Athlete	Yr	Scored Mark	Date	Pl. Pts.	Bonus	TOTAL	
Scored bests come from PRE-SEASON DATA									
▶ 60m	6	Rafael SCOTT	SR	6.59	1/20/17	10	0.82	10.82	
▶ PV	16	Sean COLLINS	JR	5.45m	17-10½	3/11/16	1.25	0.27	1.52
Team Total								12.34	

# 61



## Louisville

### Atlantic Coast Conference

# ▲ 12

Event	Scrd As	Athlete	Yr	Scored Mark		Date	Pl. Pts.	Bonus	TOTAL
Scored bests come from CURRENT season									
▶ HJ	7	Javen REEVES	SR	2.23m	7-3¼	1/27/18	9	0.86	9.86
Scored bests come from PRE-SEASON DATA									
▶ HJ	14	Jerin ALLEN	SR	2.20m	7-2½	12/2/17	2	0.26	2.26
Team Total								12.12	

# 62



## Michigan State

### Big Ten Conference

# ▼ 6

Event	Scrd As	Athlete	Yr	Scored Mark		Date	Pl. Pts.	Bonus	TOTAL
Scored bests come from PRE-SEASON DATA									
▶ PV	9	Tim EHRHARDT	SR	5.50m	18-½	3/10/17	7	0.75	7.75
▶ PV	28	Noah GARY	SR	5.33m	17-5¾	2/10/17	0.1	0.00	0.10
▶ WT	20	Riley NORMAN	SR	21.12m	69-3½	1/23/16	0.7	0.00	0.70
▶ HEPT	13	Tim EHRHARDT	SR	5,741		2/28/15	3	0.39	3.39
Team Total									11.94

# 63



## Monmouth

### Metro Atlantic Athletic Conference

# ▼ 2

Event	Scrd As	Athlete	Yr	Scored Mark		Date	Pl. Pts.	Bonus	TOTAL
Scored bests come from CURRENT season									
▶ SP	29	Corey MURPHY	JR	18.88m	61-11½	1/5/18	0.075	0.00	0.08
Scored bests come from PRE-SEASON DATA									
▶ 800m	6	Dylan CAPWELL	RS SR	1:46.70		3/14/15	10	1.32	11.32
Team Total								11.39	

"Scrd As", short for "Scored As", Standing used for place points portion of performance's score combining preseason data (when applied) to current season data

Numbers in BLACK are both the performance's actual NCAA rank AND "scored as" rank Numbers in RED indicate actual NCAA rank does not exist or is worse than "scored as" rank Numbers in BLUE indicate actual NCAA rank is better than "scored as" rank

USTFCCCA Non-Member

Non-Member Schools Will NOT be ranked, beginning Week 2





# USTFCCCA NCAA Division I National Team Computer Rankings

## 2018 Indoor Track & Field, Week #2

as of 1/29/2018 9:32:11 AM

Only those who score >0.01 pts are shown  
D denotes multiple-event rule in affect

### MEN

64



**Manhattan**

Metro Atlantic Athletic Conference

▼ 7

Event	Scrd As	Athlete	Yr	Scored Mark	Date	Pl. Pts.	Bonus	TOTAL
Scored bests come from CURRENT season								
HJ	6	Brenton FOSTER	SO	2.24m	7-4¼	12/1/17	10	1.10 11.10
Team Total								11.10

65



**Kent State**

Mid-American Conference

▼ 6

Event	Scrd As	Athlete	Yr	Scored Mark	Date	Pl. Pts.	Bonus	TOTAL
Scored bests come from CURRENT season								
LJ	20	Samory FRAGA	JR	7.73m	25-4¼	1/19/18	0.7	0.07 0.77
TJ	25	Craig STEVENS JR	JR	15.72m	51-7	1/19/18	0.2	0.00 0.20
Scored bests come from PRE-SEASON DATA								
HEPT	7	TJ LAWSON	SO	5,865		12/9/17	9	1.10 10.10
Team Total								11.06

66



**Wake Forest**

Atlantic Coast Conference

▼ 2

Event	Scrd As	Athlete	Yr	Scored Mark	Date	Pl. Pts.	Bonus	TOTAL
Scored bests come from PRE-SEASON DATA								
800m	7	Robert HEPPENSTALL	JR	1:46.71		2/23/17	9	1.31 10.31
Team Total								10.31

67



**Oklahoma State**

Big 12 Conference

▼ 4

Event	Scrd As	Athlete	Yr	Scored Mark	Date	Pl. Pts.	Bonus	TOTAL
Scored bests come from PRE-SEASON DATA								
60m	48	Malik GIVENS	JR	6.70		1/13/17	0.03	0.03
Mile	18	Matthew FAYERS	SR	3:58.53		2/10/17	0.9	0.46 1.36
LJ	9	Jacob FINCHAM-DUKES	JR	7.86m	25-9¼	2/10/17	7	0.81 7.81
Team Total								9.20

68




**Columbia**

Ivy League

▲ 74

Event	Scrd As	Athlete	Yr	Scored Mark	Date	Pl. Pts.	Bonus	TOTAL
Scored bests come from CURRENT season								
DMR	7	Ritz, Hall, Sauer, Haik		9:44.85	1/26/18	8	1.10	9.10
Team Total								9.10

69



**Southeastern Louisiana**

Southland Conference

unch

Event	Scrd As	Athlete	Yr	Scored Mark	Date	Pl. Pts.	Bonus	TOTAL
Scored bests come from PRE-SEASON DATA								
HJ	27	Rodney RUFFIN	JR	2.17m	7-1¼	2/3/17	0.125	0.00 0.13
PV	8	Devin KING	SR	5.51m	18-1	2/22/17	8	0.85 8.85
Team Total								8.97

70




**Georgia Tech**

Atlantic Coast Conference

▼ 18

Event	Scrd As	Athlete	Yr	Scored Mark	Date	Pl. Pts.	Bonus	TOTAL
Scored bests come from PRE-SEASON DATA								
800m	8	Avery BARTLETT	JR	1:47.32		2/23/17	8	0.82 8.82
800m	37	Andres LITTIG	SR	1:49.28		2/23/17	0.02	0.02
Team Total								8.84

71



**Samford**

Southern Conference

▲ 1

Event	Scrd As	Athlete	Yr	Scored Mark	Date	Pl. Pts.	Bonus	TOTAL
Scored bests come from PRE-SEASON DATA								
5000m	20	ArsOne GUILLOREL	SR	13:55.73		2/27/16	0.7	0.23 0.93
PV	9	Tray OATES	SR	5.50m	18-½	12/1/17	7	0.75 7.75
Team Total								8.68

72



**New Hampshire**

America East Conference

▲ 2

Event	Scrd As	Athlete	Yr	Scored Mark	Date	Pl. Pts.	Bonus	TOTAL
Scored bests come from CURRENT season								
WT	9	Michael SHANAHAN	SR	22.06m	72-4¼	1/20/18	7	0.67 7.67
Team Total								7.67

"Scrd As", short for "Scored As", Standing used for place points portion of performance's score combining preseason data (when applied) to current season data

Numbers in BLACK are both the performance's actual NCAA rank AND "scored as" rank Numbers in RED indicate actual NCAA rank does not exist or is worse than "scored as" rank Numbers in BLUE indicate actual NCAA rank is better than "scored as" rank

USTFCCCA Non-Member

Non-Member Schools Will NOT be ranked, beginning Week 2



## 2018 Indoor Track &amp; Field, Week #2

Only those who score >0.01 pts are shown  
D denotes multiple-event rule in affect

## MEN

73

George Mason  
Atlantic 10 Conference

▼ 2

Event	Scrd As	Athlete	Yr	Scored Mark	Date	Pl. Pts.	Bonus	TOTAL
Scored bests come from PRE-SEASON DATA								
HEPT	9	John SEALS	SR	5,794	2/18/17	7	0.66	7.66
Team Total								7.66

74

Southern Miss  
Conference USA

▼ 8

Event	Scrd As	Athlete	Yr	Scored Mark	Date	Pl. Pts.	Bonus	TOTAL
Scored bests come from CURRENT season								
60m	36	McKinley WEST	JR	6.68	1/13/18		0.11	0.11
H60m	19	Caleb PARKER	SO	7.77	1/19/18	0.8	0.33	1.13
TJ	11	John WARREN	JR	16.05m	1/19/18	5	0.51	5.51
Scored bests come from PRE-SEASON DATA								
60m	23	McKinley WEST	JR	6.65	3/3/17	0.4	0.26	0.66
60m	36	Chedlin SAGESSE	JR	6.68	2/3/17		0.11	0.11
Team Total								7.52

75

Iona  
Metro Atlantic Athletic Conference

▼ 10

Event	Scrd As	Athlete	Yr	Scored Mark	Date	Pl. Pts.	Bonus	TOTAL
Scored bests come from PRE-SEASON DATA								
Mile	14	Liam DEE	JR	3:58.19	2/26/17	2	0.55	2.55
3000m	29	Chartt MILLER	SR	7:57.52	2/15/14	0.075	0.15	0.23
5000m	13	Gilbert KIRUI	JR	13:50.48	12/5/15	3	0.65	3.65
Team Total								6.44

76

New Mexico  
Mountain West Conference

▼ 8

Event	Scrd As	Athlete	Yr	Scored Mark	Date	Pl. Pts.	Bonus	TOTAL
Scored bests come from CURRENT season								
800m	17	Josh KERR	SO	1:48.26cA 1:48.87	1/19/18	1	0.32	1.32
Scored bests come from PRE-SEASON DATA								
Mile	12	Josh KERR	SO	3:58.04c (4:03.34)	2/10/17	4	0.61	4.61
Team Total								5.94

77

Rice  
Conference USA

▼ 2

Event	Scrd As	Athlete	Yr	Scored Mark	Date	Pl. Pts.	Bonus	TOTAL
Scored bests come from PRE-SEASON DATA								
HEPT	11	Scott FILIP	SR	5,785	2/26/15	5	0.61	5.61
Team Total								5.61

78

Grand Canyon  
Western Athletic Conference

▲ 2

Event	Scrd As	Athlete	Yr	Scored Mark	Date	Pl. Pts.	Bonus	TOTAL
Scored bests come from CURRENT season								
PV	12	Scott MARSHALL	SR	5.48m 17-11¾	1/19/18	4	0.55	4.55
Team Total								4.55

79

Kansas State  
Big 12 Conference

▼ 1

Event	Scrd As	Athlete	Yr	Scored Mark	Date	Pl. Pts.	Bonus	TOTAL
Scored bests come from CURRENT season								
DMR	22	Hodge, Davis, Loevenstein, Stevenson		9:56.39	1/26/18	0	0.04	0.04
HJ	21	Tejaswin SHANKAR	FR	2.19m 7-2¼	1/26/18	0.6	0.14	0.74
WT	18	Mitch DIXON	SR	21.36m 70-1	1/26/18	0.9	0.05	0.95
Scored bests come from PRE-SEASON DATA								
60m	42	Terrell SMITH	SR	6.69	1/31/15		0.07	0.07
200m	15	Terrell SMITH	SR	20.83cA (21.20)	1/20/17	1.5	0.54	2.04
SP	26	Brett NEELLY	JR	18.94m 62-1¾	12/9/17	0.15	0.00	0.15
Team Total								3.98

80

ULM  
Sun Belt Conference

▲ 32

Event	Scrd As	Athlete	Yr	Scored Mark	Date	Pl. Pts.	Bonus	TOTAL
Scored bests come from CURRENT season								
WT	13	Alton CLAY	SR	21.74m 71-4	1/26/18	3	0.36	3.36
Team Total								3.36

"Scrd As", short for "Scored As", Standing used for place points portion of performance's score combining preseason data (when applied) to current season data

Numbers in BLACK are both the performance's actual NCAA rank AND "scored as" rank Numbers in RED indicate actual NCAA rank does not exist or is worse than "scored as" rank Numbers in BLUE indicate actual NCAA rank is better than "scored as" rank

USTFCCCA Non-Member

Non-Member Schools Will NOT be ranked, beginning Week 2



## 2018 Indoor Track &amp; Field, Week #2

Only those who score >0.01 pts are shown  
D denotes multiple-event rule in affect

## MEN

81



Texas State

Sun Belt Conference

▼ 4

Event	Scrd As	Athlete	Yr	Scored Mark	Date	Pl. Pts.	Bonus	TOTAL
Scored bests come from CURRENT season								
SP	25	T'Mond JOHNSON	JR	18.95m 62-2½	1/12/18	0.2	0.00	0.20
Scored bests come from PRE-SEASON DATA								
60m	27	Demarcus PORTER	SR	6.66	2/20/17	0.125	0.19	0.32
TJ	14	Alvin CHIKAEZE	SR	15.95m 52-4	2/12/16	2	0.35	2.35
Team Total								2.86

82



Southern Utah

Big Sky Conference

▲ 6

Event	Scrd As	Athlete	Yr	Scored Mark	Date	Pl. Pts.	Bonus	TOTAL
Scored bests come from CURRENT season								
60m	16	Tre JAMES	SO	6.64cA 6.60	1/19/18	1.25	0.34	1.59
Mile	30	Kasey KNEVELBAARD	SO	4:00.15 OT	1/26/18	0.05	0.08	0.13
3000m	22	Mike TATE	SR	7:56.43 OT	1/26/18	0.5	0.23	0.73
Team Total								2.45

83



Northwestern State

Southland Conference

▲ 42

Event	Scrd As	Athlete	Yr	Scored Mark	Date	Pl. Pts.	Bonus	TOTAL
Scored bests come from CURRENT season								
60m	14	Micah LARKINS	JR	6.63	1/27/18	2	0.42	2.42
Team Total								2.42

84



Harvard

Ivy League

▲ 2

Event	Scrd As	Athlete	Yr	Scored Mark	Date	Pl. Pts.	Bonus	TOTAL
Scored bests come from PRE-SEASON DATA								
800m	14	Myles MARSHALL	JR	1:48.17	1/20/17	2	0.37	2.37
Team Total								2.37

85



Central Arkansas

Southland Conference

▼ 2

Event	Scrd As	Athlete	Yr	Scored Mark	Date	Pl. Pts.	Bonus	TOTAL
Scored bests come from PRE-SEASON DATA								
HJ	14	Eric MOORE	SR	2.20m 7-2½	2/16/16	2	0.26	2.26
Team Total								2.26

85



North Florida

Atlantic Sun Conference

▼ 2

Event	Scrd As	Athlete	Yr	Scored Mark	Date	Pl. Pts.	Bonus	TOTAL
Scored bests come from PRE-SEASON DATA								
HJ	14	Bobby HARRIS	SR	2.20m 7-2½	12/3/16	2	0.26	2.26
Team Total								2.26

87




Mississippi State

Independent (DI)

▼ 2

Event	Scrd As	Athlete	Yr	Scored Mark	Date	Pl. Pts.	Bonus	TOTAL
Scored bests come from CURRENT season								
800m	16	Marco AROP	FR	1:48.21 OT	1/19/18	1.25	0.35	1.60
800m	33	Dejon DEVROE	JR	1:49.13 OT	1/19/18	0.02	0.06	0.08
H60m	30	Ro'Derick SPEARS	SR	7.85	1/12/18	0.05	0.00	0.05
4x400	17	Waters, Evans, Arop, James		3:10.27 OT	1/19/18	0.5	0.00	0.50
Team Total								2.23

88



Connecticut

American Athletic Conference

▲ 8

Event	Scrd As	Athlete	Yr	Scored Mark	Date	Pl. Pts.	Bonus	TOTAL
Scored bests come from CURRENT season								
DMR	15	O'Donnell, Beram, Gleen, Garmon		9:52.32	1/26/18	0.7	0.27	0.97
Scored bests come from PRE-SEASON DATA								
PV	25	Craig HUNTER	SR	5.36m 17-7	1/31/15	0.2	0.00	0.20
LJ	29	Malik SNEAD	JR	7.67m 25-2	12/7/17	0.075	0.00	0.08
TJ	19	Malik SNEAD	JR	15.84m 51-11½	12/2/17	0.8	0.16	0.96
Team Total								2.21

"Scrd As", short for "Scored As", Standing used for place points portion of performance's score combining preseason data (when applied) to current season data

Numbers in BLACK are both the performance's actual NCAA rank AND "scored as" rank Numbers in RED indicate actual NCAA rank does not exist or is worse than "scored as" rank Numbers in BLUE indicate actual NCAA rank is better than "scored as" rank

USTFCCCA Non-Member

Non-Member Schools Will NOT be ranked, beginning Week 2



## 2018 Indoor Track &amp; Field, Week #2

Only those who score >0.01 pts are shown  
D denotes multiple-event rule in affect

## MEN

89



Campbell

Big South Conference

▼ 2

Event	Scrd As	Athlete	Yr	Scored Mark	Date	Pl. Pts.	Bonus	TOTAL
-------	---------	---------	----	-------------	------	----------	-------	-------

## Scored bests come from PRE-SEASON DATA

▶ 3000m	23	Amon KEMBOI	SO	7:56.50cA (8:02.04)	2/3/17	0.4	0.22	0.62
▶ 5000m	17	Amon KEMBOI	SO	13:52.49	2/10/17	1	0.48	1.48

Team Total 2.10

90



Liberty

Big South Conference

▲ 4

Event	Scrd As	Athlete	Yr	Scored Mark	Date	Pl. Pts.	Bonus	TOTAL
-------	---------	---------	----	-------------	------	----------	-------	-------

## Scored bests come from CURRENT season

▶ H60m	15	Jovaine ATKINSON	SO	7.75	1/19/18	1.5	0.48	1.98
▶ HEPT	31	Markus BALLENGEE	SO	5,523	1/26/18	0.04	0.00	0.04

Team Total 2.02

91



Illinois State

Missouri Valley Conference

▼ 1

Event	Scrd As	Athlete	Yr	Scored Mark	Date	Pl. Pts.	Bonus	TOTAL
-------	---------	---------	----	-------------	------	----------	-------	-------

## Scored bests come from CURRENT season

▶ H60m	27	Jaylan MCCONICO	SO	7.84	1/12/18	0.125	0.00	0.13
--------	----	-----------------	----	------	---------	-------	------	------

## Scored bests come from PRE-SEASON DATA

▶ 60m	16	Derrius RODGERS	SO	6.64	2/25/17	1.25	0.34	1.59
-------	----	-----------------	----	------	---------	------	------	------

Team Total 1.72

92



Minnesota

Big Ten Conference

▲ 9

Event	Scrd As	Athlete	Yr	Scored Mark	Date	Pl. Pts.	Bonus	TOTAL
-------	---------	---------	----	-------------	------	----------	-------	-------

## Scored bests come from CURRENT season

▶ HEPT	21	Teddy FRID	JR	5,605	1/26/18	0.6	0.00	0.60
--------	----	------------	----	-------	---------	-----	------	------

## Scored bests come from PRE-SEASON DATA

▶ 5000m	26	Obsa ALI	JR	13:57.43	2/10/17	0.15	0.13	0.28
▶ HJ	21	Ryan LOCKARD	SR	2.19m 7-2½	2/27/16	0.6	0.14	0.74
▶ PV	30	Glen HAROLD	SR	5.30m 17-4½	2/10/17	0.05	0.00	0.05

Team Total 1.67

93



Tulsa

American Athletic Conference

▼ 12

Event	Scrd As	Athlete	Yr	Scored Mark	Date	Pl. Pts.	Bonus	TOTAL
-------	---------	---------	----	-------------	------	----------	-------	-------

## Scored bests come from PRE-SEASON DATA

▶ WT	16	Aleks RAPP	SO	21.59m 70-10	2/17/17	1.25	0.24	1.49
------	----	------------	----	--------------	---------	------	------	------

Team Total 1.49

94



Sacred Heart

Northeast Conference

▲ 17

Event	Scrd As	Athlete	Yr	Scored Mark	Date	Pl. Pts.	Bonus	TOTAL
-------	---------	---------	----	-------------	------	----------	-------	-------

## Scored bests come from CURRENT season

▶ 800m	18	Trevor GUERRERA	SR	1:48.41	1/26/18	0.9	0.25	1.15
--------	----	-----------------	----	---------	---------	-----	------	------

Team Total 1.15

95



Ole Miss

Southeastern Conference

▼ 3

Event	Scrd As	Athlete	Yr	Scored Mark	Date	Pl. Pts.	Bonus	TOTAL
-------	---------	---------	----	-------------	------	----------	-------	-------

## Scored bests come from CURRENT season

▶ 800m	29	Waleed SULIMAN	FR	1:48.94 OT	1/19/18	0.075	0.11	0.18
--------	----	----------------	----	------------	---------	-------	------	------

## Scored bests come from PRE-SEASON DATA

▶ Mile	29	Sean TOBIN	SR	3:59.91	2/15/14	0.075	0.11	0.19
▶ Mile	31	Robert DOMANIC	SR	4:00.19	1/30/16	0.04	0.07	0.11
▶ SP	21	Brian WILLIAMS	SR	19.06m 62-6½	2/24/17	0.6	0.00	0.60
▶ WT	32	Dempsey MCGUIGAN	SR	20.46m 67-1½	2/6/16	0.03	0.00	0.03

Team Total 1.11

96



Middle Tennessee

Conference USA

▼ 1

Event	Scrd As	Athlete	Yr	Scored Mark	Date	Pl. Pts.	Bonus	TOTAL
-------	---------	---------	----	-------------	------	----------	-------	-------

## Scored bests come from PRE-SEASON DATA

▶ 200m	27	Solomon AFFUL	SR	21.00	2/18/17	0.125	0.11	0.23
▶ 3000m	21	Kigen CHEMADI	SO	7:56.41cA (8:01.95)	2/3/17	0.6	0.23	0.83

Team Total 1.06

"Scrd As", short for "Scored As", Standing used for place points portion of performance's score combining preseason data (when applied) to current season data

Numbers in BLACK are both the performance's actual NCAA rank AND "scored as" rank Numbers in RED indicate actual NCAA rank does not exist or is worse than "scored as" rank Numbers in BLUE indicate actual NCAA rank is better than "scored as" rank

USTFCCCA Non-Member

Non-Member Schools Will NOT be ranked, beginning Week 2



# USTFCCCA NCAA Division I National Team Computer Rankings

## 2018 Indoor Track & Field, Week #2

as of 1/29/2018 9:32:12 AM

Only those who score >0.01 pts are shown  
D denotes multiple-event rule in affect

### MEN

97



Purdue

Big Ten Conference

▲ 9

Event	Scrd As	Athlete	Yr	Scored Mark	Date	Pl. Pts.	Bonus	TOTAL
-------	---------	---------	----	-------------	------	----------	-------	-------

#### Scored bests come from CURRENT season

▶ 4x400	21	Hollis, Webb, Dotson, McLaren		3:10.84cf 3:13.88	1/26/18	0.1	0.00	0.10
---------	----	-------------------------------	--	-------------------	---------	-----	------	------

▶ HJ	24	Rahman MINOR	FR	2.18m 7-1½	1/26/18	0.3	0.02	0.32
------	----	--------------	----	------------	---------	-----	------	------

▶ HJ	27	Eric BLACKMAN	SR	2.17m 7-1½	1/13/18	0.125	0.00	0.13
------	----	---------------	----	------------	---------	-------	------	------

#### Scored bests come from PRE-SEASON DATA

▶ 5000m	24	Jaret CARPENTER	SO	13:57.08	2/10/17	0.3	0.15	0.45
---------	----	-----------------	----	----------	---------	-----	------	------

Team Total 1.00

98



North Carolina

Atlantic Coast Conference

▲ 2

Event	Scrd As	Athlete	Yr	Scored Mark	Date	Pl. Pts.	Bonus	TOTAL
-------	---------	---------	----	-------------	------	----------	-------	-------

#### Scored bests come from CURRENT season

▶ 4x400	16	Saint-Germain, Selmon, Johnson, Palmer		3:09.32	1/26/18	0.6	0.29	0.89
---------	----	--	--	---------	---------	-----	------	------

▶ TJ	33	Darryl SHAW	JR	15.64m 51-3¾	1/26/18	0.02	0.00	0.02
------	----	-------------	----	--------------	---------	------	------	------

Team Total 0.91

99



Memphis

American Athletic Conference

▼ 8

Event	Scrd As	Athlete	Yr	Scored Mark	Date	Pl. Pts.	Bonus	TOTAL
-------	---------	---------	----	-------------	------	----------	-------	-------

#### Scored bests come from CURRENT season

▶ 4x400	19	DeMoss, Champlin, Lee, Pasley		3:10.53 OT	1/19/18	0.3	0.00	0.30
---------	----	-------------------------------	--	------------	---------	-----	------	------

#### Scored bests come from PRE-SEASON DATA

▶ 60m	34	Davon DEMOSS	JR	6.67	2/10/17	0.015	0.15	0.17
-------	----	--------------	----	------	---------	-------	------	------

▶ HJ	27	Jordan WESNER	JR	2.17m 7-1½	2/24/17	0.125	0.00	0.13
------	----	---------------	----	------------	---------	-------	------	------

▶ HEPT	24	Simon HOSTEN	SR	5,591	2/24/17	0.3	0.00	0.30
--------	----	--------------	----	-------	---------	-----	------	------

Team Total 0.89

100



Montana State

Big Sky Conference

▼ 3

Event	Scrd As	Athlete	Yr	Scored Mark	Date	Pl. Pts.	Bonus	TOTAL
-------	---------	---------	----	-------------	------	----------	-------	-------

#### Scored bests come from PRE-SEASON DATA

▶ Mile	21	Diego LEON	SR	3:59.13cA (4:07.52)	2/2/17	0.6	0.29	0.89
--------	----	------------	----	---------------------	--------	-----	------	------

Team Total 0.89

101



Stephen F. Austin

Southland Conference

▼ 3

Event	Scrd As	Athlete	Yr	Scored Mark	Date	Pl. Pts.	Bonus	TOTAL
-------	---------	---------	----	-------------	------	----------	-------	-------

#### Scored bests come from PRE-SEASON DATA

▶ PV	19	Antonio RUIZ	JR	5.41m 17-9	2/22/17	0.8	0.07	0.87
------	----	--------------	----	------------	---------	-----	------	------

Team Total 0.87

102



Pittsburgh

Atlantic Coast Conference

▲ 40

Event	Scrd As	Athlete	Yr	Scored Mark	Date	Pl. Pts.	Bonus	TOTAL
-------	---------	---------	----	-------------	------	----------	-------	-------

#### Scored bests come from CURRENT season

▶ DMR	16	Caldwell, Michael-Khensu, Watson, Wolk		9:53.61	1/26/18	0.6	0.20	0.80
-------	----	--	--	---------	---------	-----	------	------

Team Total 0.80

103



Albany

America East Conference

▲ 1

Event	Scrd As	Athlete	Yr	Scored Mark	Date	Pl. Pts.	Bonus	TOTAL
-------	---------	---------	----	-------------	------	----------	-------	-------

#### Scored bests come from CURRENT season

▶ H60m	25	Sidney GIBBONS	JR	7.82	1/26/18	0.2	0.07	0.27
--------	----	----------------	----	------	---------	-----	------	------

#### Scored bests come from PRE-SEASON DATA

▶ TJ	23	Devon WILLIS	JR	15.76m 51-8¾	2/10/17	0.4	0.03	0.43
------	----	--------------	----	--------------	---------	-----	------	------

Team Total 0.70

104



Washington State

Mountain Pacific Sports Federation

▲ 19

Event	Scrd As	Athlete	Yr	Scored Mark	Date	Pl. Pts.	Bonus	TOTAL
-------	---------	---------	----	-------------	------	----------	-------	-------

#### Scored bests come from CURRENT season

▶ DMR	18	Ryan, Muller, Janke, Teigen		9:54.04 OT	1/26/18	0.4	0.17	0.57
-------	----	-----------------------------	--	------------	---------	-----	------	------

#### Scored bests come from PRE-SEASON DATA

▶ 5000m	32	John WHELAN	SR	13:59.25	2/12/16	0.03	0.06	0.09
---------	----	-------------	----	----------	---------	------	------	------

▶ WT	33	Brock EAGER	JR	20.33m 66-8¾	2/17/17	0.02	0.00	0.02
------	----	-------------	----	--------------	---------	------	------	------

Team Total 0.69

"Scrd As", short for "Scored As", Standing used for place points portion of performance's score combining preseason data (when applied) to current season data

Numbers in BLACK are both the performance's actual NCAA rank AND "scored as" rank Numbers in RED indicate actual NCAA rank does not exist or is worse than "scored as" rank Numbers in BLUE indicate actual NCAA rank is better than "scored as" rank

USTFCCCA Non-Member

Non-Member Schools Will NOT be ranked, beginning Week 2





## 2018 Indoor Track &amp; Field, Week #2

Only those who score >0.01 pts are shown  
D denotes multiple-event rule in affect

## MEN

105



La Salle

Atlantic 10 Conference

▲ 37

Event	Scrd As	Athlete	Yr	Scored Mark	Date	Pl. Pts.	Bonus	TOTAL
-------	---------	---------	----	-------------	------	----------	-------	-------

Scored bests come from CURRENT season

▶ DMR	17	Hawthorne, Campbell, Smart, Gillis		9:54.03	1/26/18	0.5	0.17	0.67
-------	----	------------------------------------	--	---------	---------	-----	------	------

Team Total 0.67

106



Miami (Fla.)

Atlantic Coast Conference

▼ 4

Event	Scrd As	Athlete	Yr	Scored Mark	Date	Pl. Pts.	Bonus	TOTAL
-------	---------	---------	----	-------------	------	----------	-------	-------

Scored bests come from PRE-SEASON DATA

▶ 60m	23	Myles VALENTINE	JR	6.65	2/10/17	0.4	0.26	0.66
-------	----	-----------------	----	------	---------	-----	------	------

Team Total 0.66

107



Iowa State

Big 12 Conference

▲ 9

Event	Scrd As	Athlete	Yr	Scored Mark	Date	Pl. Pts.	Bonus	TOTAL
-------	---------	---------	----	-------------	------	----------	-------	-------

Scored bests come from CURRENT season

▶ 3000m	24	Andrew JORDAN	SO	7:56.61 OT	1/26/18	0.3	0.21	0.51
▶ WT	29	Vlad PAVLENKO	JR	20.54m 67-4%	1/19/18	0.075	0.00	0.08

Scored bests come from PRE-SEASON DATA

▶ 400	33	Eric FOGLTANZ	JR	46.71	2/24/17	0.02	0.02	0.04
-------	----	---------------	----	-------	---------	------	------	------

Team Total 0.63

108



Long Beach State

Mountain Pacific Sports Federation

▲ 2

Event	Scrd As	Athlete	Yr	Scored Mark	Date	Pl. Pts.	Bonus	TOTAL
-------	---------	---------	----	-------------	------	----------	-------	-------

Scored bests come from PRE-SEASON DATA

▶ LJ	22	Kemonie BRIGGS	JR	7.70m 25-3%	2/24/17	0.5	0.00	0.50
------	----	----------------	----	-------------	---------	-----	------	------

Team Total 0.50

109



Lehigh

Patriot League

▲ 25

Event	Scrd As	Athlete	Yr	Scored Mark	Date	Pl. Pts.	Bonus	TOTAL
-------	---------	---------	----	-------------	------	----------	-------	-------

Scored bests come from CURRENT season

▶ HEPT	23	Trevor KNOWLES	SR	5,596	1/25/18	0.4	0.00	0.40
--------	----	----------------	----	-------	---------	-----	------	------

Team Total 0.40

109



North Dakota State

The Summit League

▼ 2

Event	Scrd As	Athlete	Yr	Scored Mark	Date	Pl. Pts.	Bonus	TOTAL
-------	---------	---------	----	-------------	------	----------	-------	-------

Scored bests come from PRE-SEASON DATA

▶ WT	23	Payton OTTERDAHL	SR	20.97m 68-9%	2/18/17	0.4	0.00	0.40
------	----	------------------	----	--------------	---------	-----	------	------

Team Total 0.40

111



Western Kentucky

Conference USA

▲ 4

Event	Scrd As	Athlete	Yr	Scored Mark	Date	Pl. Pts.	Bonus	TOTAL
-------	---------	---------	----	-------------	------	----------	-------	-------

Scored bests come from CURRENT season

▶ 60m	48	Julius MORRIS	SR	6.70	1/19/18	0.03		0.03
▶ 200m	25	Julius MORRIS	SR	20.98cf 21.35	1/26/18	0.2	0.14	0.34

Team Total 0.37

112



Eastern Kentucky

Ohio Valley Conference

▼ 4

Event	Scrd As	Athlete	Yr	Scored Mark	Date	Pl. Pts.	Bonus	TOTAL
-------	---------	---------	----	-------------	------	----------	-------	-------

Scored bests come from PRE-SEASON DATA

▶ HJ	24	Tequan CLAITT	JR	2.18m 7-1%	2/24/17	0.3	0.02	0.32
------	----	---------------	----	------------	---------	-----	------	------

Team Total 0.32

112



Eastern Michigan

Mid-American Conference

▼ 4

Event	Scrd As	Athlete	Yr	Scored Mark	Date	Pl. Pts.	Bonus	TOTAL
-------	---------	---------	----	-------------	------	----------	-------	-------

Scored bests come from PRE-SEASON DATA

▶ HJ	24	Cameron HART	JR	2.18m 7-1%	2/24/17	0.3	0.02	0.32
------	----	--------------	----	------------	---------	-----	------	------

Team Total 0.32

114



Wyoming

Mountain West Conference

unch

Event	Scrd As	Athlete	Yr	Scored Mark	Date	Pl. Pts.	Bonus	TOTAL
-------	---------	---------	----	-------------	------	----------	-------	-------

Scored bests come from PRE-SEASON DATA

▶ 800m	26	Ricky FAURE	JR	1:48.78c (1:49.39)	2/23/17	0.15	0.15	0.30
--------	----	-------------	----	--------------------	---------	------	------	------

Team Total 0.30

"Scrd As", short for "Scored As", Standing used for place points portion of performance's score combining preseason data (when applied) to current season data

Numbers in BLACK are both the performance's actual NCAA rank AND "scored as" rank Numbers in RED indicate actual NCAA rank does not exist or is worse than "scored as" rank Numbers in BLUE indicate actual NCAA rank is better than "scored as" rank

USTFCCCA Non-Member

Non-Member Schools Will NOT be ranked, beginning Week 2





## 2018 Indoor Track &amp; Field, Week #2

Only those who score >0.01 pts are shown  
D denotes multiple-event rule in affect

## MEN

115

Saint Joseph's  
Atlantic 10 Conference

▲ 27

Event	Scrd As	Athlete	Yr	Scored Mark	Date	Pl. Pts.	Bonus	TOTAL
-------	---------	---------	----	-------------	------	----------	-------	-------

Scored bests come from CURRENT season

► DMR	20	Thompson, Evelyn, Eddinger, Michon		9:55.46	1/26/18	0.2	0.09	0.29
-------	----	---------------------------------------	--	---------	---------	-----	------	------

Team Total 0.29

116

Bradley  
Missouri Valley Conference

▲ 26

Event	Scrd As	Athlete	Yr	Scored Mark	Date	Pl. Pts.	Bonus	TOTAL
-------	---------	---------	----	-------------	------	----------	-------	-------

Scored bests come from CURRENT season

► Mile	32	Daniel GAGNE	SR	4:00.39 OT	1/26/18	0.03	0.05	0.08
► 3000m	34	Michael WARD	JR	7:58.64 OT	1/26/18	0.015	0.08	0.10

Team Total 0.17

117

Bethune-Cookman  
Mid-Eastern Athletic Conference

▲ 5

Event	Scrd As	Athlete	Yr	Scored Mark	Date	Pl. Pts.	Bonus	TOTAL
-------	---------	---------	----	-------------	------	----------	-------	-------

Scored bests come from PRE-SEASON DATA

► 60m	34	Kareem FAIR	SR	6.67	1/31/15	0.015	0.15	0.17
-------	----	-------------	----	------	---------	-------	------	------

Team Total 0.17

118

Missouri  
Southeastern Conference

▲ 24

Event	Scrd As	Athlete	Yr	Scored Mark	Date	Pl. Pts.	Bonus	TOTAL
-------	---------	---------	----	-------------	------	----------	-------	-------

Scored bests come from CURRENT season

► DMR	21	Goodman, Mason, Conrad, Dubrick		9:55.98	1/26/18	0.1	0.06	0.16
-------	----	------------------------------------	--	---------	---------	-----	------	------

Team Total 0.16

119

Marquette  
BIG EAST Conference

▲ 2

Event	Scrd As	Athlete	Yr	Scored Mark	Date	Pl. Pts.	Bonus	TOTAL
-------	---------	---------	----	-------------	------	----------	-------	-------

Scored bests come from PRE-SEASON DATA

► HJ	27	Daniel ARMSTRONG	SO	2.17m	7-1½	12/1/17	0.125	0.00	0.13
------	----	------------------	----	-------	------	---------	-------	------	------

Team Total 0.13

120

San Francisco  
West Coast Conference

▲ 22

Event	Scrd As	Athlete	Yr	Scored Mark	Date	Pl. Pts.	Bonus	TOTAL
-------	---------	---------	----	-------------	------	----------	-------	-------

Scored bests come from CURRENT season

► 3000m	35	Jack ROWE	JR	7:58.82 OT	1/26/18	0.01	0.07	0.08
---------	----	-----------	----	------------	---------	------	------	------

Team Total 0.08

121

Appalachian State  
Sun Belt Conference

▲ 7

Event	Scrd As	Athlete	Yr	Scored Mark	Date	Pl. Pts.	Bonus	TOTAL
-------	---------	---------	----	-------------	------	----------	-------	-------

Scored bests come from CURRENT season

► LJ	29	Jordan JOHNSON	SO	7.67m	25-2	1/19/18	0.075	0.00	0.08
------	----	----------------	----	-------	------	---------	-------	------	------

Team Total 0.08

121

Eastern Illinois  
Ohio Valley Conference

▲ 7

Event	Scrd As	Athlete	Yr	Scored Mark	Date	Pl. Pts.	Bonus	TOTAL
-------	---------	---------	----	-------------	------	----------	-------	-------

Scored bests come from PRE-SEASON DATA

► LJ	29	Davion MCMANIS	SR	7.67m	25-2	2/24/17	0.075	0.00	0.08
------	----	----------------	----	-------	------	---------	-------	------	------

Team Total 0.08

121

Eastern Washington  
Big Sky Conference

▲ 17

Event	Scrd As	Athlete	Yr	Scored Mark	Date	Pl. Pts.	Bonus	TOTAL
-------	---------	---------	----	-------------	------	----------	-------	-------

Scored bests come from CURRENT season

► TJ	29	Keshun MCGEE	SO	15.66m	51-4½	1/26/18	0.075	0.00	0.08
------	----	--------------	----	--------	-------	---------	-------	------	------

Team Total 0.08

124

UT Arlington  
Sun Belt Conference

▲ 3

Event	Scrd As	Athlete	Yr	Scored Mark	Date	Pl. Pts.	Bonus	TOTAL
-------	---------	---------	----	-------------	------	----------	-------	-------

Scored bests come from PRE-SEASON DATA

► 800m	34	Erik MARTINSSON	JR	1:49.16		1/21/17	0.015	0.05	0.07
--------	----	-----------------	----	---------	--	---------	-------	------	------

Team Total 0.07

"Scrd As", short for "Scored As", Standing used for place points portion of performance's score combining preseason data (when applied) to current season data

Numbers in BLACK are both the performance's actual NCAA rank AND "scored as" rank Numbers in RED indicate actual NCAA rank does not exist or is worse than "scored as" rank Numbers in BLUE indicate actual NCAA rank is better than "scored as" rank

USTFCCCA Non-Member

Non-Member Schools Will NOT be ranked, beginning Week 2



# USTFCCCA NCAA Division I National Team Computer Rankings

as of 1/29/2018 9:32:13 AM

## 2018 Indoor Track & Field, Week #2

Only those who score >0.01 pts are shown  
D denotes multiple-event rule in affect

### MEN

# 125



## Indiana State

### Missouri Valley Conference

# ▲ 1

Event	Scrd As	Athlete	Yr	Scored Mark	Date	Pl. Pts.	Bonus	TOTAL
-------	---------	---------	----	-------------	------	----------	-------	-------

Scored bests come from PRE-SEASON DATA

▶ H60m	30	Daley CARTER	SR	7.85	1/28/17	0.05	0.00	0.05
--------	----	--------------	----	------	---------	------	------	------

Team Total 0.05

# 125



## Penn

### Ivy League

# ▲ 8

Event	Scrd As	Athlete	Yr	Scored Mark	Date	Pl. Pts.	Bonus	TOTAL
-------	---------	---------	----	-------------	------	----------	-------	-------

Scored bests come from CURRENT season

▶ PV	30	Sean CLARKE	SO	5.30m	17-4½	1/20/18	0.05	0.00	0.05
------	----	-------------	----	-------	-------	---------	------	------	------

Team Total 0.05

# 127



## Boise State

### Mountain West Conference

# ▼ 28

Event	Scrd As	Athlete	Yr	Scored Mark	Date	Pl. Pts.	Bonus	TOTAL
-------	---------	---------	----	-------------	------	----------	-------	-------

Scored bests come from CURRENT season

▶ 3000m	38	Addison DEHAVEN	JR	7:59.19 OT	1/26/18	0.05	0.00	0.05
---------	----	-----------------	----	------------	---------	------	------	------

Team Total 0.05

# 128



## East Carolina

### American Athletic Conference

# ▲ 14

Event	Scrd As	Athlete	Yr	Scored Mark	Date	Pl. Pts.	Bonus	TOTAL
-------	---------	---------	----	-------------	------	----------	-------	-------

Scored bests come from CURRENT season

▶ WT	31	Ryan DAVIS	JR	20.51m	67-3½	1/26/18	0.04	0.00	0.04
------	----	------------	----	--------	-------	---------	------	------	------

Team Total 0.04

# 129



## Furman

### Southern Conference

# ▼ 9

Event	Scrd As	Athlete	Yr	Scored Mark	Date	Pl. Pts.	Bonus	TOTAL
-------	---------	---------	----	-------------	------	----------	-------	-------

Scored bests come from PRE-SEASON DATA

▶ 3000m	39	Troy REEDER	SR	7:59.39cA	(8:04.96)	2/3/17	0.03	0.00	0.03
---------	----	-------------	----	-----------	-----------	--------	------	------	------

Team Total 0.03

# 130



## Portland

### West Coast Conference

# ▲ 7

Event	Scrd As	Athlete	Yr	Scored Mark	Date	Pl. Pts.	Bonus	TOTAL
-------	---------	---------	----	-------------	------	----------	-------	-------

Scored bests come from CURRENT season

▶ 5000m	35	Jeff THIES	SR	14:00.55	12/8/17	0.01	0.01	0.02
---------	----	------------	----	----------	---------	------	------	------

Team Total 0.02

# 131



## Brown

### Ivy League

# ▲ 11

Event	Scrd As	Athlete	Yr	Scored Mark	Date	Pl. Pts.	Bonus	TOTAL
-------	---------	---------	----	-------------	------	----------	-------	-------

Scored bests come from CURRENT season

▶ 3000m	40	Martin MARTINEZ	SR	7:59.63	1/26/18	0.02	0.00	0.02
---------	----	-----------------	----	---------	---------	------	------	------

Team Total 0.02

"Scrd As", short for "Scored As", Standing used for place points portion of performance's score combining preseason data (when applied) to current season data

Numbers in BLACK are both the performance's actual NCAA rank AND "scored as" rank Numbers in RED indicate actual NCAA rank does not exist or is worse than "scored as" rank Numbers in BLUE indicate actual NCAA rank is better than "scored as" rank

USTFCCCA Non-Member

Non-Member Schools Will NOT be ranked, beginning Week 2



# USTFCCCA NCAA Division I National Team Computer Rankings

as of 1/29/2018 9:32:13 AM

## 2018 Indoor Track & Field, Week #2

Only those who score >0.01 pts are shown  
D denotes multiple-event rule in affect

### WOMEN

# 1



## Arkansas

### Southeastern Conference

# 1

Event	Scrd As	Athlete	Yr	Scored Mark	Date	Pl. Pts.	Bonus	TOTAL
-------	---------	---------	----	-------------	------	----------	-------	-------

#### Scored bests come from CURRENT season

▶ 60m	11	Jada BAYLARK	SO	7.24	1/26/18	5	0.57	5.57	
▶ 200m	9	Payton CHADWICK	JR	22.99	1/26/18	7	0.90	7.90	
▶ 200m	34	Jada BAYLARK	SO	23.49	1/26/18	0.015	0.00	0.01	
▶ 800m	20	Nikki HILTZ	SR	2:05.16	1/26/18	0.7	0.23	0.93	
▶ Mile	32	Taylor WERNER	SO	4:39.52	1/26/18	0.03	0.00	0.03	
▶ H60m	9	Taliyah BROOKS	SR	8.09	1/26/18	D 7	0.65	2.65	
▶ H60m	16	Janeek BROWN	FR	8.18	1/26/18	1.25	0.29	1.54	
▶ 4x400	12	Burks Magee, Chadwick, Baylark, Parker		3:36.44	1/26/18	1	0.51	1.51	
▶ LJ	17	Payton CHADWICK	JR	6.30m	20-8	1/12/18	1	0.22	1.22

#### Scored bests come from PRE-SEASON DATA

▶ 800m	27	Ceara WATSON	JR	2:05.86		2/24/17	0.125	0.05	0.17	
▶ Mile	13	Nikki HILTZ	SR	4:34.57		3/11/17	3	0.69	3.69	
▶ 3000m	16	Taylor WERNER	SO	9:06.34		2/10/17	1.25	0.50	1.75	
▶ 5000m	30	Taylor WERNER	SO	16:04.05		2/24/17	0.05	0.00	0.05	
▶ H60m	9	Payton CHADWICK	RS SO	8.09		3/12/16	7	0.65	7.65	
▶ HJ	14	Taliyah BROOKS	SR	1.84m	6-½	3/10/17	D	2	0.30	2.30
▶ HJ	23	Kelsey HERMAN	JR	1.81m	5-11½	2/27/16	0.4	0.00	0.40	
▶ PV	1	Alexis JACOBUS	JR	4.63m	15-2½	3/12/16	20	3.47	23.47	
▶ PV	3	Victoria HOGGARD	JR	4.57m	15-0	2/24/17	16	2.78	18.78	
▶ PV	7	Desiree FREIER	JR	4.35m	14-3½	2/10/17	9	0.89	9.89	
▶ LJ	6	Taliyah BROOKS	SR	6.48m	21-3½	3/10/17	10	1.23	11.23	
▶ LJ	23	Kelsey HERMAN	JR	6.24m	20-5½	5/27/16	0.4	0.01	0.41	
▶ PENT	1	Taliyah BROOKS	SR	4,580		3/11/17	20	4.41	24.41	
▶ PENT	3	Payton CHADWICK	RS SO	4,371		3/12/16	16	2.14	18.14	
▶ PENT	6	Kelsey HERMAN	JR	4,278		1/27/17	10	1.31	11.31	

**Team Total 155.03**

# 2



## Georgia

### Southeastern Conference

# 1

Event	Scrd As	Athlete	Yr	Scored Mark	Date	Pl. Pts.	Bonus	TOTAL
-------	---------	---------	----	-------------	------	----------	-------	-------

#### Scored bests come from CURRENT season

▶ 200m	7	Lynna IRBY	FR	22.96		1/26/18	D	9	1.03	3.03
▶ 400	2	Lynna IRBY	FR	51.48		1/26/18		18	2.33	20.33
▶ H60m	22	Tara DAVIS	FR	8.20		1/19/18		0.5	0.22	0.72
▶ LJ	2	Kate HALL	JR	6.64m	21-9½	1/6/18		18	2.81	20.81
▶ LJ	8	Tara DAVIS	FR	6.43m	21-1½	1/6/18		8	0.89	8.89
▶ TJ	1	Keturah ORJI	SR	14.53m	47-8	1/19/18		20	5.29	25.29
▶ TJ	30	Tara DAVIS	FR	12.89m	42-3½	1/19/18		0.05	0.00	0.05
▶ PENT	7	Louisa GRAUVOGEL	SO	4,253		1/26/18		9	1.12	10.12

#### Scored bests come from PRE-SEASON DATA

▶ 60m	21	Kate HALL	JR	7.28		2/24/17	0.6	0.24	0.84
▶ HJ	1	Madeline FAGAN	SR	1.93m	6-4	3/10/17	20	3.84	23.84
▶ LJ	1	Keturah ORJI	SR	6.72m	22-¾	2/24/17	20	3.63	23.63
▶ TJ	15	Aliyah JOHNSON	SR	13.12m	43-½	2/10/17	1.5	0.21	1.71
▶ WT	7	Shelby ASHE	SO	21.76m	71-4¾	1/27/17	9	0.90	9.90
▶ WT	16	Asianna COVINGTON	SR	20.98m	68-10	2/24/17	1.25	0.16	1.41

**Team Total 150.57**

"Scrd As", short for "Scored As", Standing used for place points portion of performance's score combining preseason data (when applied) to current season data

Numbers in BLACK are both the performance's actual NCAA rank AND "scored as" rank Numbers in RED indicate actual NCAA rank does not exist or is worse than "scored as" rank Numbers in BLUE indicate actual NCAA rank is better than "scored as" rank

USTFCCCA Non-Member

Non-Member Schools Will NOT be ranked, beginning Week 2



# USTFCCCA NCAA Division I National Team Computer Rankings

as of 1/29/2018 9:32:14 AM

## 2018 Indoor Track & Field, Week #2

Only those who score >0.01 pts are shown  
D denotes multiple-event rule in affect

### WOMEN

3



Oregon

Mountain Pacific Sports Federation

▼ 2

Event	Scrd As	Athlete	Yr	Scored Mark	Date	Pl. Pts.	Bonus	TOTAL
Scored bests come from CURRENT season								
400	28	Hannah WALLER	SO	53.46	1/26/18	0.1	0.14	0.24
Mile	14	Lilli BURDON	JR	4:35.02	1/26/18	2	0.60	2.60
3000m	27	Jessica HULL	JR	9:11.03	1/26/18	0.125	0.07	0.19
4x400	5	DesRosiers, Waller, Anderson, Dunmore		3:32.92	1/26/18	12	1.97	13.97
DMR	1	Burdon, Waller, Southerland, Hull		11:00.13	1/26/18	20	3.85	23.85
TJ	18	Chaquinn COOK	JR	13.08m 42-11	1/26/18	0.9	0.15	1.05
Scored bests come from PRE-SEASON DATA								
60m	7	Ariana WASHINGTON	SR	7.20	3/11/17	9	1.11	10.11
60m	12	Makenzie DUNMORE	SO	7.25	2/11/17	4	0.47	4.47
200m	1	Ariana WASHINGTON	SR	22.42	3/11/17	20	3.27	23.27
400	15	Makenzie DUNMORE	SO	53.10	1/27/17	1.5	0.33	1.83
400	27	Briyahna DESROSIERS	JR	53.45	2/18/17	0.125	0.14	0.27
800m	4	Ruby STAUBER	SO	2:03.01	3/11/17	14	1.52	15.52
800m	6	Sabrina SOUTHERLAND	SR	2:03.10	2/6/16	10	1.45	11.45
800m	9	Brooke FELDMEIER	SR	2:03.99	2/13/16	7	0.75	7.75
Mile	16	Katie RAINSBERGER	SO	4:35.60	2/24/17	1.25	0.47	1.72
Mile	19	Alli CASH	SR	4:37.26	1/16/16	0.8	0.23	1.03
Mile	28	Emma ABRAHAMSON	JR	4:39.18	2/10/17	0.1	0.03	0.13
3000m	4	Katie RAINSBERGER	SO	9:01.21	2/10/17	14	1.36	15.36
3000m	18	Alli CASH	SR	9:06.91	2/10/17	0.9	0.43	1.33
5000m	20	Judy PENDERGAST	SO	15:52.64	2/10/17	0.7	0.12	0.82
5000m	25	Alli CASH	SR	16:00.27	2/10/17	0.2	0.00	0.20
H60m	6	Alaysha JOHNSON	JR	8.01	2/11/17	10	1.42	11.42
LJ	15	Rhesa FOSTER	SO	6.33m 20-9½	1/27/17	1.5	0.32	1.82
Team Total								150.42

4



Southern California

Mountain Pacific Sports Federation

unch

Event	Scrd As	Athlete	Yr	Scored Mark	Date	Pl. Pts.	Bonus	TOTAL
Scored bests come from CURRENT season								
60m	19	Twanisha TERRY	FR	7.27	1/26/18	0.8	0.29	1.09
60m	26	Anglerne ANNELUS	SO	7.30	1/26/18	0.15	0.15	0.30
200m	14	Anna COCKRELL	SO	23.16	1/26/18	2	0.41	2.41
200m	28	Twanisha TERRY	FR	23.43	1/26/18	0.1	0.00	0.10
400	10	Kyra CONSTANTINE	SO	52.77	1/26/18	6	0.66	6.66
H60m	1	Dior HALL	JR	7.96cA 7.94	1/19/18	20	1.97	21.97
H60m	15	Chanel BRISSETT	FR	8.17cA 8.15	1/19/18	1.5	0.33	1.83
4x400	2	Ellis, Cockrell, Hill, Constantine		3:31.25	1/26/18	18	2.92	20.92
SP	10	Breana JEMISON	SR	17.27m 56-8	1/19/18	6	0.67	6.67
PENT	31	Lyndsey LOPES	JR	3,921	1/26/18	0.04	0.00	0.04
Scored bests come from PRE-SEASON DATA								
60m	6	Ky WESTBROOK	JR	7.19	3/13/15	10	1.25	11.25
60m	14	Deanna HILL	SR	7.26	2/10/17	2	0.38	2.38
200m	2	Deanna HILL	SR	22.54	3/11/17	18	2.76	20.76
200m	8	Kendall ELLIS	SR	22.97	2/10/17	D 8	0.98	2.98
200m	29	Ky WESTBROOK	JR	23.44	2/14/15	0.075	0.00	0.08
400	1	Kendall ELLIS	SR	51.07	3/11/17	20	2.98	22.98
800m	29	Mikaela SMITH	JR	2:05.94	2/24/17	0.075	0.03	0.10
H60m	3	Anna COCKRELL	SO	7.98	3/10/17	16	1.75	17.75
LJ	10	Margaux JONES	JR	6.41m 21-½	2/6/16	6	0.75	6.75
Team Total								147.01

"Scrd As", short for "Scored As", Standing used for place points portion of performance's score combining preseason data (when applied) to current season data

Numbers in BLACK are both the performance's actual NCAA rank AND "scored as" rank Numbers in RED indicate actual NCAA rank does not exist or is worse than "scored as" rank Numbers in BLUE indicate actual NCAA rank is better than "scored as" rank

USTFCCCA Non-Member

Non-Member Schools Will NOT be ranked, beginning Week 2



## 2018 Indoor Track &amp; Field, Week #2

Only those who score >0.01 pts are shown  
D denotes multiple-event rule in affect

## WOMEN

5



Florida

Southeastern Conference

unch

Event	Scrd As	Athlete	Yr	Scored Mark	Date	Pl. Pts.	Bonus	TOTAL	
Scored bests come from CURRENT season									
▶ 400	3	Sharrika BARNETT	JR	51.64	1/26/18	16	2.08	18.08	
▶ 400	17	Taylor MANSON	FR	53.20	1/26/18	1	0.26	1.26	
▶ 4x400	1	Sharpe, Manson, Ghee, Barnett		3:31.17	1/19/18	20	2.96	22.96	
▶ PENT	10	Amanda FROEYNES	FR	4,199	1/19/18	6	0.73	6.73	
Scored bests come from PRE-SEASON DATA									
▶ H60m	16	Skylar ROSS-RANSOM	SR	8.18	1/23/16	1.25	0.29	1.54	
▶ LJ	5	Darrielle MCQUEEN	SR	6.51m	21-4%	2/27/16	12	1.49	13.49
▶ LJ	11	Yanis DAVID	JR	6.39m	20-11%	1/30/16	5	0.61	5.61
▶ TJ	2	Yanis DAVID	JR	13.93m	45-8%	2/10/17	18	2.66	20.66
▶ TJ	7	Darrielle MCQUEEN	SR	13.61m	44-8	2/27/16	9	1.26	10.26
▶ TJ	34	Asa GARCIA	JR	12.82m	42-3	1/27/17	0.015	0.00	0.01
▶ SP	7	Lloydricia CAMERON	JR	17.47m	57-3%	1/19/17	9	0.98	9.98
Team Total								110.59	

6



Texas A&amp;M

Southeastern Conference

▲ 1

Event	Scrd As	Athlete	Yr	Scored Mark		Date	Pl.	Pts.	Bonus	TOTAL
Scored bests come from CURRENT season										
▶ 4x400	4	White, Owens, Carter, Fray		3:32.61		1/26/18	14	2.15		16.15
▶ DMR	4	Fray, Carter, Parker, Watson		11:12.06		1/12/18	14	2.22		16.22
▶ HJ	26	Tyra GITTENS	FR	1.80m	5-10%	1/20/18	0.15	0.00		0.15
▶ LJ	33	Tyra GITTENS	FR	6.16m	20-2%	1/12/18	0.02	0.00		0.02
▶ LJ	34	Lajarvia BROWN	SO	6.15m	20-2%	1/12/18	0.015	0.00		0.01
▶ TJ	10	Lajarvia BROWN	SO	13.31m	43-8	1/12/18	6	0.50		6.50
▶ TJ	13	Ciynamon STEVENSON	SO	13.17m	43-2%	1/12/18	3	0.29		3.29
▶ PENT	21	Tyra GITTENS	FR	4,009		1/26/18	0.6	0.00		0.60
Scored bests come from PRE-SEASON DATA										
▶ 60m	29	Amber IVY	SO	7.31		1/21/17	0.075	0.10		0.18
▶ 200m	6	Diamond SPAULDING	JR	22.94		3/10/17	10	1.11		11.11
▶ 200m	10	Danyel WHITE	SO	23.00		3/10/17	6	0.86		6.86
▶ 200m	21	Brenessa THOMPSON	JR	23.36		2/10/17	0.6	0.08		0.68
▶ 200m	30	Amber IVY	SO	23.45		1/21/17	0.05	0.00		0.05
▶ 400	24	Kadecia BAIRD	SR	53.34		2/15/14	0.3	0.19		0.49
▶ 400	34	Jaevin REED	SO	53.56		2/24/17	0.015	0.09		0.10
▶ 800m	1	Jazmine FRAY	JR	2:00.69		2/10/17	20	3.38		23.38
▶ PV	9	Emily GUNDERSON	SR	4.33m	14-2%	2/24/17	7	0.73		7.73
▶ WT	24	Alison ONDRUSEK	SR	20.59m	67-6%	2/24/17	0.3	0.00		0.30
▶ PENT	22	Shaina BURNS	SR	4,005		2/24/17	0.5	0.00		0.50
Team Total										94.33

"Scrd As", short for "Scored As", Standing used for place points portion of performance's score combining preseason data (when applied) to current season data

Numbers in BLACK are both the performance's actual NCAA rank AND "scored as" rank Numbers in RED indicate actual NCAA rank does not exist or is worse than "scored as" rank Numbers in BLUE indicate actual NCAA rank is better than "scored as" rank

USTFCCCA Non-Member

Non-Member Schools Will NOT be ranked, beginning Week 2






## 2018 Indoor Track &amp; Field, Week #2

Only those who score >0.01 pts are shown  
D denotes multiple-event rule in affect

## WOMEN

7		LSU		LSU		Southeastern Conference		▲ 2	
Event	Scrd As	Athlete	Yr	Scored Mark	Date	Pl. Pts.	Bonus	TOTAL	
Scored bests come from CURRENT season									
▶ 60m	2	Aleia HOBBS	SR	7.14	1/19/18	18	1.94	19.94	
▶ 60m	5	Kortnei JOHNSON	JR	7.18	1/26/18	12	1.39	13.39	
▶ 60m	34	Rachel MISHER	JR	7.33	1/5/18	0.015	0.01	0.03	
▶ 800m	25	Ersula FARROW	JR	2:05.58	1/26/18	0.2	0.12	0.32	
▶ H60m	11	Tonea MARSHALL	SO	8.12	1/19/18	5	0.51	5.51	
▶ H60m	28	Brittley HUMPHREY	SO	8.22	1/26/18	0.1	0.15	0.25	
▶ 4x400	7	Misher, Denoon, Young, Payne		3:34.90	1/26/18	8	1.08	9.08	
Scored bests come from PRE-SEASON DATA									
▶ 60m	3	Mikiah BRISCO	SR	7.17	3/12/16	16	1.52	17.52	
▶ 60m	14	Cassandra HALL	SO	7.26	2/24/17	2	0.38	2.38	
▶ 200m	20	Kortnei JOHNSON	JR	23.26	2/10/17	0.7	0.22	0.92	
▶ 200m	26	Rachel MISHER	JR	23.41	2/4/17	0.15	0.02	0.17	
▶ 400	22	Rachel MISHER	JR	53.31	2/24/17	0.5	0.21	0.71	
▶ H60m	3	Mikiah BRISCO	SR	7.98	2/10/17	16	1.75	17.75	
▶ SP	23	Nickolette DUNBAR	SO	16.50m	54-1½	2/17/17	0.4	0.00	0.40
Team Total								88.36	

8			Texas		unch				
Big 12 Conference									
Event	Scrd As	Athlete	Yr	Scored Mark		Date	Pl. Pts.	Bonus	TOTAL
Scored bests come from CURRENT season									
▶ SP	25	Elena BRUCKNER	SO	16.47m	54-½	1/13/18	0.2	0.00	0.20
Scored bests come from PRE-SEASON DATA									
▶ 60m	1	Teahna DANIELS	JR	7.11		3/12/16	20	2.35	22.35
▶ 400	4	Zola GOLDEN	JR	52.11		2/24/17	14	1.35	15.35
▶ H60m	2	Pedrya SEYMOUR	JR	7.97		3/11/17	18	1.86	19.86
▶ H60m	7	Rushelle BURTON	SO	8.02		3/11/17	9	1.31	10.31
▶ H60m	16	Ariel JONES	SR	8.18		2/27/16	1.25	0.29	1.54
▶ PV	5	Kally LONG	SR	4.42m	14-6	1/13/17	12	1.44	13.44
▶ PV	16	Shay PETTY	SR	4.23m	13-10½	2/10/17	1.25	0.21	1.46
▶ PV	25	Calie SPENCER	SR	4.18m	13-8½	2/24/17	0.2	0.01	0.21
▶ PV	30	Ali UHLE	JR	4.15m	13-7½	1/23/16	0.05	0.00	0.05
▶ PENT	26	Ashtin ZAMZOW	RS JR	3,965		2/27/16	0.15	0.00	0.15
Team Total								84.92	

9			Kentucky		 3				
		Southeastern Conference							
Event	Scrd As	Athlete	Yr	Scored Mark	Date	Pl. Pts.	Bonus	TOTAL	
Scored bests come from CURRENT season									
▶ 60m	32	Celera BARNES	SO	7.32	1/19/18	0.03	0.06	0.09	
▶ H60m	5	Jasmine CAMACHO-QUINN	JR	8.00	1/19/18	12	1.53	13.53	
▶ 4x400	3	Ross, McLaughlin, Camacho-Quinn, Clarke		3:31.65	1/19/18	16	2.69	18.69	
▶ DMR	13	McKinney, Gray, Crawford, Kunc		11:37.33 OT	1/12/18	0.9	0.23	1.13	
▶ PV	2	Olivia GRUVER	JR	4.60m	15-1	1/12/18	18	3.12	21.12
▶ TJ	6	Marie-Josée EBWEA-BILE	JR	13.63m	44-8½	12/8/17	10	1.35	11.35
▶ TJ	14	Latavia COOMBS	JR	13.15m	43-1½	12/8/17	2	0.26	2.26
Scored bests come from PRE-SEASON DATA									
▶ 60m	14	Kianna GRAY	JR	7.26	2/3/17	2	0.38	2.38	
▶ 200m	12	Jasmine CAMACHO-QUINN	JR	23.14	2/10/17	4	0.46	4.46	
▶ 200m	16	Kianna GRAY	JR	23.17	1/20/17	1.25	0.38	1.63	
▶ H60m	13	Jacklyn HOWELL	SR	8.15	2/3/17	3	0.40	3.40	
Team Total								80.03	

10		Ole Miss	Ole Miss				unch			
Southeastern Conference										
Event	Scrd As	Athlete	Yr	Scored	Mark	Date	Pl. Pts.	Bonus	TOTAL	
Scored bests come from CURRENT season										
▶ 4x400	20	Carbo, Allen, Newsome, Mattix		3:40.03		1/26/18	0.2	0.00		0.20
▶ WT	21	Shey TAIWO	FR	20.82m	68-3½	1/26/18	0.6	0.05		0.65
Scored bests come from PRE-SEASON DATA										
▶ 800m	22	Maddie MCHUGH	JR	2:05.38		2/24/17	0.5	0.17		0.67
▶ PV	17	Lindsey MURRAY	SR	4.22m	13-10	2/3/17	1	0.17		1.17
▶ LJ	19	Kaira SIMMONS	SO	6.27m	20-7	2/10/17	0.8	0.11		0.91
▶ SP	1	Raven SAUNDERS	SR	19.56m	64-2¼	3/10/17	20	5.22		25.22
▶ SP	8	Janeah STEWART	SR	17.31m	56-9½	2/24/17	8	0.73		8.73
▶ WT	2	Janeah STEWART	SR	23.18m	76-¾	2/24/17	18	3.25		21.25
▶ WT	8	Raven SAUNDERS	SR	21.67m	71-1½	2/3/17	8	0.78		8.78
Team Total										67.58

"Scrd As", short for "Scored As", Standing used for place points portion of performance's score combining preseason data (when applied) to current season data

Numbers in BLACK are both the performance's actual NCAA rank AND "scored as" rank Numbers in RED indicate actual NCAA rank does not exist or is worse than "scored as" rank Numbers in BLUE indicate actual NCAA rank is better than "scored as" rank

USTFCCCA Non-Member

Non-Member Schools Will NOT be ranked, beginning Week 2





## 2018 Indoor Track &amp; Field, Week #2

Only those who score >0.01 pts are shown  
D denotes multiple-event rule in affect

## WOMEN

11



Minnesota

Big Ten Conference

unch

Event	Scrd As	Athlete	Yr	Scored Mark		Date	Pl. Pts.	Bonus	TOTAL
Scored bests come from CURRENT season									
▶ 4x400	18	Schow, Egwim, Hobbs, Markland		3:38.99		1/19/18	0.4	0.00	0.40
▶ PV	12	Karlie PLACE	SR	4.28m	14-½	1/26/18	4	0.41	4.41
▶ LJ	3	Ayesha CHAMPAGNIE	JR	6.56m	21-6½	1/13/18	16	2.00	18.00
▶ SP	29	Nayoka CLUNIS	JR	16.24m	53-3½	1/6/18	0.075	0.00	0.08
▶ WT	4	Kaitlyn LONG	SR	22.74m	74-7½	1/13/18	14	2.37	16.37
▶ WT	15	Agnes ESSER	SR	20.99m	68-10½	1/26/18	1.5	0.17	1.67
▶ WT	25	Nayoka CLUNIS	JR	20.54m	67-4½	1/26/18	0.2	0.00	0.20
▶ WT	32	Temi OGUNRINDE	JR	20.07m	65-10½	1/26/18	0.03	0.00	0.03
Scored bests come from PRE-SEASON DATA									
▶ 400	9	Emerald EGWIM	SR	52.73		2/24/17	7	0.70	7.70
▶ Mile	23	Madeline STRANDEMO	SR	4:38.88		2/3/17	0.4	0.06	0.46
▶ H60m	12	Emma SPAGNOLA	SR	8.13		2/24/17	4	0.47	4.47
▶ HJ	26	Heta TUURI	SR	1.80m	5-10½	5/27/16	0.15	0.00	0.15
▶ TJ	31	Shanique WRIGHT	JR	12.88m	42-3½	2/24/17	0.04	0.00	0.04
▶ SP	11	Kiley SABIN	JR	17.17m	56-4	1/21/17	5	0.52	5.52
▶ PENT	23	Ayesha CHAMPAGNIE	JR	4,003		3/4/16	0.4	0.00	0.40
▶ PENT	33	Sofie ALBRECHTSEN	JR	3,906		2/27/16	0.02	0.00	0.02
Team Total									59.90

12



Wisconsin

Big Ten Conference

▲ 1

Event	Scrd As	Athlete	Yr	Scored Mark	Date	Pl. Pts.	Bonus	TOTAL	
Scored bests come from CURRENT season									
▶ 3000m	32	Amy DAVIS	JR	9:14.27	1/26/18	0.03	0.00	0.03	
▶ PV	15	Taylor AMANN	SR	4.25m	13-11½	1/25/18	1.5	0.29	1.79
▶ SP	27	Sophia RIVERA	FR	16.36m	53-8½	1/13/18	0.125	0.00	0.13
▶ WT	6	Banke OGINNI	JR	21.88m	71-9½	1/13/18	10	1.07	11.07
Scored bests come from PRE-SEASON DATA									
▶ 5000m	3	Sarah DISANZA	SR	15:20.57	12/6/14	16	2.37	18.37	
▶ HJ	20	Georgia ELLENWOOD	SR	1.82m	5-11½	2/27/16	0.7	0.00	0.70
▶ TJ	19	Chinne OKORONKWO	SO	13.07m	42-10½	2/17/17	0.8	0.14	0.94
▶ PENT	2	Georgia ELLENWOOD	SR	4,392	2/27/16	18	2.37	20.37	
Team Total								53.39	

13



Villanova

BIG EAST Conference

▲ 16

Event	Scrd As	Athlete	Yr	Scored Mark	Date	Pl. Pts.	Bonus	TOTAL	
Scored bests come from CURRENT season									
▶ DMR	3	McArthur, Keegan, Margey, Cleirigh Buttne		11:11.76	1/26/18	16	2.26	18.26	
Scored bests come from PRE-SEASON DATA									
▶ 800m	3	Siofra CLEIRIGH BUTTNER	SR	2:02.97	1/27/17	16	1.55	17.55	
▶ Mile	7	Siofra CLEIRIGH BUTTNER	SR	4:33.16	2/10/17	D	9	1.09	3.09
▶ Mile	9	Nicole HUTCHINSON	JR	4:33.46cA (4:36.16)	2/18/17	7	0.99	7.99	
▶ Mile	21	Sammy BOCKOVEN	JR	4:38.27	2/10/17	0.6	0.13	0.73	
▶ 3000m	23	Nicole HUTCHINSON	JR	9:09.59	2/4/17	0.4	0.16	0.56	
Team Total								48.17	

14



South Carolina

Southeastern Conference

▲ 5

Event	Scrd As	Athlete	Yr	Scored Mark		Date	Pl. Pts.	Bonus	TOTAL
Scored bests come from CURRENT season									
▶ HJ	10	Jordan FIELDS	SO	1.85m	6-¾	1/19/18	6	0.47	6.47
▶ HJ	26	Hanifah ABDULQADIR	JR	1.80m	5-10¾	1/12/18	0.15	0.00	0.15
▶ TJ	12	Hanifah ABDULQADIR	JR	13.21m	43-4¾	1/26/18	4	0.35	4.35
▶ PENT	25	Jordan FIELDS	SO	3,967		1/19/18	0.2	0.00	0.20
Scored bests come from PRE-SEASON DATA									
▶ 400	8	Aliyah ABRAMS	JR	52.60		2/26/16	8	0.83	8.83
▶ 400	15	Precious HOLMES	SR	53.10		3/1/14	1.5	0.33	1.83
▶ HJ	4	Lissa LABICHE	RS SO	1.89m	6-2¾	3/20/16	14	1.90	15.90
▶ LJ	7	Rougui SOW	SR	6.46m	21-2¾	3/10/17	9	1.09	10.09
Team Total									47.81

"Scrd As", short for "Scored As", Standing used for place points portion of performance's score combining preseason data (when applied) to current season data

Numbers in BLACK are both the performance's actual NCAA rank AND "scored as" rank Numbers in RED indicate actual NCAA rank does not exist or is worse than "scored as" rank Numbers in BLUE indicate actual NCAA rank is better than "scored as" rank

USTFCCCA Non-Member

Non-Member Schools Will NOT be ranked, beginning Week 2



# USTFCCCA NCAA Division I National Team Computer Rankings

as of 1/29/2018 9:32:14 AM

## 2018 Indoor Track & Field, Week #2

Only those who score >0.01 pts are shown  
D denotes multiple-event rule in affect

### WOMEN

# 15



## Tennessee

### Southeastern Conference

# 1

Event	Scrd As	Athlete	Yr	Scored Mark	Date	Pl. Pts.	Bonus	TOTAL
Scored bests come from CURRENT season								
200m	12	Shania COLLINS	SR	23.14	1/13/18	4	0.46	4.46
4x400	13	Broadwater, Dyer, Collins, Majors		3:37.17	1/26/18	0.9	0.26	1.16
WT	5	Stamatia SCARVELIS	JR	22.27m 73-¾	1/13/18	12	1.60	13.60
Scored bests come from PRE-SEASON DATA								
200m	19	Felecia MAJORS	SR	23.21	3/1/14	0.8	0.28	1.08
400	6	Felecia MAJORS	SR	52.49	2/17/16	10	0.94	10.94
H60m	32	Alexis DUNCAN	SO	8.24	2/3/17	0.03	0.08	0.11
LJ	26	Cidaea' WOODS	SR	6.18m 20-3¾	1/7/17	0.15	0.00	0.15
SP	4	Stamatia SCARVELIS	JR	17.77m 58-3¾	12/8/17	14	1.45	15.45
Team Total								46.96

# 16



## Stanford

### Mountain Pacific Sports Federation

# 5

Event	Scrd As	Athlete	Yr	Scored Mark	Date	Pl. Pts.	Bonus	TOTAL
Scored bests come from CURRENT season								
5000m	15	Vanessa FRASER	SR	15:46.02 OT	1/26/18	1.5	0.35	1.85
5000m	21	Fiona O'KEEFFE	FR	15:53.40 OT	1/26/18	0.6	0.10	0.70
SP	9	Lena GIGER	JR	17.30m 56-9¾	1/13/18	7	0.72	7.72
Scored bests come from PRE-SEASON DATA								
800m	8	Olivia BAKER	SR	2:03.41	2/24/17	8	1.21	9.21
800m	24	Elise CRANNY	SR	2:05.51	1/27/17	0.3	0.14	0.44
3000m	3	Elise CRANNY	SR	8:58.88	3/14/15	16	1.82	17.82
3000m	10	Vanessa FRASER	SR	9:04.78	2/10/17	6	0.70	6.70
5000m	16	Courtney SMITH	JR	15:46.44	2/13/16	1.25	0.33	1.58
WT	20	Valarie ALLMAN	SR	20.87m 68-5¾	2/24/17	0.7	0.08	0.78
Team Total								46.79

# 17



## Michigan

### Big Ten Conference

# unch

Event	Scrd As	Athlete	Yr	Scored Mark	Date	Pl. Pts.	Bonus	TOTAL
Scored bests come from CURRENT season								
3000m	2	Erin FINN	SR	8:58.69	1/20/18	18	1.85	19.85
Scored bests come from PRE-SEASON DATA								
400	12	Jade HARRISON	SO	52.84	2/24/17	4	0.59	4.59
800m	23	Jaimie PHELAN	SR	2:05.50	2/13/16	0.4	0.14	0.54
Mile	17	Gina SERENO	SR	4:36.68	2/3/17	1	0.30	1.30
Mile	18	Erin FINN	SR	4:37.02cA (4:39.76)	1/14/17	0.9	0.26	1.16
3000m	19	Gina SERENO	SR	9:07.00	2/24/17	0.8	0.42	1.22
5000m	4	Erin FINN	SR	15:23.16	3/11/16	14	2.11	16.11
HJ	26	Claire KIEFFER-WRIGHT	SR	1.80m 5-10¾	2/28/15	0.15	0.00	0.15
PENT	15	Aaron HOWELL	SR	4,115	2/14/15	1.5	0.34	1.84
Team Total								46.75

# 18



## Mississippi State

### Southeastern Conference

# unch

Event	Scrd As	Athlete	Yr	Scored Mark	Date	Pl. Pts.	Bonus	TOTAL
Scored bests come from CURRENT season								
WT	13	Brianna SMITH	SR	21.05m 69-¾	1/19/18	3	0.21	3.21
Scored bests come from PRE-SEASON DATA								
Mile	6	Rhianwedd PRICE	SR	4:32.74	2/28/15	10	1.22	11.22
H60m	28	Tiffany FLYNN	SR	8.22	2/10/17	0.1	0.15	0.25
HJ	2	Logan BOSS	SR	1.90m 6-2¾	3/10/17	18	2.38	20.38
LJ	25	Tiffany FLYNN	SR	6.23m 20-5¾	1/27/17	0.2	0.00	0.20
TJ	8	Tiffany FLYNN	SR	13.53m 44-4¾	2/24/17	8	1.02	9.02
Team Total								44.29

"Scrd As", short for "Scored As", Standing used for place points portion of performance's score combining preseason data (when applied) to current season data

Numbers in BLACK are both the performance's actual NCAA rank AND "scored as" rank Numbers in RED indicate actual NCAA rank does not exist or is worse than "scored as" rank Numbers in BLUE indicate actual NCAA rank is better than "scored as" rank

USTFCCCA Non-Member

Non-Member Schools Will NOT be ranked, beginning Week 2



## 2018 Indoor Track &amp; Field, Week #2

Only those who score >0.01 pts are shown  
D denotes multiple-event rule in affect

## WOMEN

19



Baylor

Big 12 Conference

▼ 7

Event	Scrd As	Athlete	Yr	Scored Mark	Date	Pl. Pts.	Bonus	TOTAL
-------	---------	---------	----	-------------	------	----------	-------	-------

## Scored bests come from CURRENT season

▶ 200m	30	Kiana HORTON	JR	23.45cA	23.38	1/13/18	0.05	0.00	0.05
▶ 4x400	9	Horton, Miller, Hawn, Powell		3:35.63		1/20/18	5	0.81	5.81

## Scored bests come from PRE-SEASON DATA

▶ 60m	26	Taylor BENNETT	JR	7.30		2/27/16	0.15	0.15	0.30
▶ 200m	10	Taylor BENNETT	JR	23.00		2/10/17	6	0.86	6.86
▶ 400	7	Leticia DE SOUZA	SR	52.54		2/10/17	9	0.89	9.89
▶ 400	23	Kiana HAWN	SR	53.32		2/18/17	0.4	0.20	0.60
▶ 800m	2	Aaliyah MILLER	SO	2:02.89		2/10/17	18	1.61	19.61

Team Total 43.13

20



Kansas State

Big 12 Conference

▲ 4

Event	Scrd As	Athlete	Yr	Scored Mark	Date	Pl. Pts.	Bonus	TOTAL
-------	---------	---------	----	-------------	------	----------	-------	-------

## Scored bests come from CURRENT season

▶ HJ	20	Rhizlane SIBA	SR	1.82m	5-11½	1/6/18	0.7	0.00	0.70
▶ TJ	26	Konstantina ROMAIU	SO	12.93m	42-5½	1/26/18	0.15	0.00	0.15
▶ SP	34	Jess ST. JOHN	JR	16.04m	52-7½	1/13/18	0.015	0.00	0.01
▶ WT	12	Helene INGVALDSEN	SO	21.20m	69-6½	1/26/18	4	0.31	4.31
▶ PENT	30	Ariel OKORIE	SO	3,923		12/8/17	0.05	0.00	0.05

## Scored bests come from PRE-SEASON DATA

▶ 200m	14	A'Keyla MITCHELL	SR	23.16		2/27/16	2	0.41	2.41
▶ HJ	23	Nina SCHULTZ	SO	1.81m	5-11½	3/10/17	0.4	0.00	0.40
▶ HJ	26	Morgan COFFMAN	SO	1.80m	5-10½	1/6/17	0.15	0.00	0.15
▶ LJ	18	Claudette ALLEN	SR	6.28m	20-7½	2/24/17	0.9	0.15	1.05
▶ LJ	26	Nina SCHULTZ	SO	6.18m	20-3½	3/10/17	0.15	0.00	0.15
▶ TJ	3	Shardia LAWRENCE	JR	13.75m	45-1½	2/10/17	16	1.87	17.87
▶ PENT	4	Nina SCHULTZ	SO	4,340		3/11/17	14	1.81	15.81

Team Total 43.06

21



Iowa State

Big 12 Conference

▲ 1

Event	Scrd As	Athlete	Yr	Scored Mark	Date	Pl. Pts.	Bonus	TOTAL
-------	---------	---------	----	-------------	------	----------	-------	-------

## Scored bests come from CURRENT season

▶ 800m	32	Larkin CHAPMAN	SO	2:06.18		1/26/18	0.03	0.00	0.03
▶ 800m	33	Erinn STENMAN-FAHEY	JR	2:06.33		1/26/18	0.02	0.00	0.02

## Scored bests come from PRE-SEASON DATA

▶ 800m	5	Jasmine STAEHLER	JR	2:03.08		2/10/17	12	1.46	13.46
▶ LJ	4	Jhoanmy LUQUE	SR	6.53m	21-5½	2/24/17	14	1.69	15.69
▶ TJ	5	Jhoanmy LUQUE	SR	13.65m	44-9½	2/24/17	12	1.43	13.43

Team Total 42.64

22



Alabama

Southeastern Conference

▼ 8

Event	Scrd As	Athlete	Yr	Scored Mark	Date	Pl. Pts.	Bonus	TOTAL
-------	---------	---------	----	-------------	------	----------	-------	-------

## Scored bests come from CURRENT season

▶ 200m	24	Tamara CLARK	FR	23.40		1/26/18	0.3	0.03	0.33
▶ 200m	32	Daija LAMPKIN	FR	23.46		1/26/18	0.03	0.00	0.03
▶ 4x400	10	Lampkin, Clark, Darius, Prieto		3:35.89 OT		1/19/18	4	0.71	4.71
▶ TJ	20	Tamara MONCRIEFFE	JR	13.00m	42-8	1/19/18	0.7	0.03	0.73
▶ SP	14	Portious WARREN	JR	16.87m	55-4½	1/19/18	2	0.25	2.25

## Scored bests come from PRE-SEASON DATA

▶ 200m	27	Takyera ROBERSON	SO	23.42		2/10/17	0.125	0.01	0.13
▶ HJ	2	Stacey DESTIN	JR	1.90m	6-2½	3/10/17	18	2.38	20.38
▶ LJ	14	Filippa FOTOPOULOU	SR	6.34m	20-9½	1/13/17	2	0.36	2.36
▶ SP	13	Haley TEEL	SR	17.02m	55-10½	2/24/17	3	0.37	3.37
▶ PENT	11	Stacey DESTIN	JR	4,186		3/11/17	5	0.63	5.63

Team Total 39.93

"Scrd As", short for "Scored As", Standing used for place points portion of performance's score combining preseason data (when applied) to current season data

Numbers in BLACK are both the performance's actual NCAA rank AND "scored as" rank Numbers in RED indicate actual NCAA rank does not exist or is worse than "scored as" rank Numbers in BLUE indicate actual NCAA rank is better than "scored as" rank

USTFCCCA Non-Member

Non-Member Schools Will NOT be ranked, beginning Week 2



## 2018 Indoor Track &amp; Field, Week #2

Only those who score >0.01 pts are shown  
D denotes multiple-event rule in affect

## WOMEN

23



Washington

Mountain Pacific Sports Federation

▲ 23

Event	Scrd As	Athlete	Yr	Scored Mark	Date	Pl. Pts.	Bonus	TOTAL
-------	---------	---------	----	-------------	------	----------	-------	-------

## Scored bests come from CURRENT season

▶ Mile	26	Maddie MEYERS	SR	4:39.08 OT	1/26/18	0.15	0.04	0.19
▶ 3000m	5	Amy-Eloise NEALE	SR	9:01.96 OT	1/13/18	12	1.22	13.22
▶ DMR	2	Maxwell, Tjernagel, Derby, Meyers		11:08.83 OT	1/26/18	18	2.66	20.66

## Scored bests come from PRE-SEASON DATA

▶ Mile	11	Amy-Eloise NEALE	SR	4:34.15	2/10/17	D	5	0.78	2.78
--------	----	------------------	----	---------	---------	---	---	------	------

Team Total 36.85

24



Penn State

Big Ten Conference

▲ 1

Event	Scrd As	Athlete	Yr	Scored Mark	Date	Pl. Pts.	Bonus	TOTAL
-------	---------	---------	----	-------------	------	----------	-------	-------

## Scored bests come from CURRENT season

▶ 800m	7	Danae RIVERS	SO	2:03.13	1/19/18	D	9	1.42	3.42
▶ PENT	13	Madeline HOLMBERG	SO	4,133	1/26/18		3	0.41	3.41

## Scored bests come from PRE-SEASON DATA

▶ 60m	32	Keianna ALBURY	JR	7.32	2/24/17	0.03	0.06	0.09	
▶ Mile	4	Danae RIVERS	SO	4:32.55	2/10/17	14	1.29	15.29	
▶ 3000m	20	Tessa BARRETT	JR	9:07.22	1/27/17	0.7	0.39	1.09	
▶ 5000m	6	Tessa BARRETT	JR	15:28.99	2/24/17	10	1.52	11.52	
▶ 5000m	26	Jillian HUNSBERGER	JR	16:01.90	2/24/17	0.15	0.00	0.15	
▶ 5000m	32	Elizabeth CHIKOTAS	SR	16:04.66	2/12/16	0.03	0.00	0.03	
▶ H60m	24	Queenie DALE	SR	8.21	2/24/17	0.3	0.18	0.48	
▶ SP	31	Obeng MARFO	SR	16.09m	52-9%	2/27/16	0.04	0.00	0.04

Team Total 35.52

25



San Diego State

Mountain West Conference

▲ 6

Event	Scrd As	Athlete	Yr	Scored Mark	Date	Pl. Pts.	Bonus	TOTAL
-------	---------	---------	----	-------------	------	----------	-------	-------

## Scored bests come from CURRENT season

▶ PV	20	Bonnie DRAXLER	JR	4.21m	13-9%	1/13/18	0.7	0.13	0.83
------	----	----------------	----	-------	-------	---------	-----	------	------

## Scored bests come from PRE-SEASON DATA

▶ 60m	3	Ashley HENDERSON	SR	7.17		2/25/17	16	1.52	17.52
▶ 200m	4	Ashley HENDERSON	SR	22.81		2/25/17	14	1.64	15.64
▶ PV	21	Marissa BERRY	JR	4.20m	13-9%	2/23/17	0.6	0.09	0.69

Team Total 34.68

26



Purdue

Big Ten Conference

▼ 6

Event	Scrd As	Athlete	Yr	Scored Mark	Date	Pl. Pts.	Bonus	TOTAL
-------	---------	---------	----	-------------	------	----------	-------	-------

## Scored bests come from CURRENT season

▶ 4x400	6	Black, Cox, Abbott, Thomas		3:33.38		1/19/18	10	1.72	11.72
▶ WT	19	Sarah LOESCH	JR	20.88m	68-6	1/19/18	0.8	0.09	0.89

## Scored bests come from PRE-SEASON DATA

▶ 200m	33	Savannah ROBERSON	SR	23.48	2/10/17	0.02	0.00	0.02	
▶ 400	5	Brionna THOMAS	SR	52.43	2/24/17	12	1.00	13.00	
▶ 400	11	Symone BLACK	SR	52.78	2/27/16	5	0.65	5.65	
▶ 400	31	Chloe ABBOTT	SO	53.50	2/24/17	0.04	0.12	0.16	
▶ HJ	14	Janae MOFFITT	JR	1.84m	6-½	1/28/17	2	0.30	2.30

Team Total 33.73

27



Cincinnati

American Athletic Conference

▲ 1

Event	Scrd As	Athlete	Yr	Scored Mark	Date	Pl. Pts.	Bonus	TOTAL
-------	---------	---------	----	-------------	------	----------	-------	-------

## Scored bests come from CURRENT season

▶ WT	1	Annette ECHIKUNWOKE	SR	23.69m	77-8%	1/26/18	20	4.27	24.27
------	---	---------------------	----	--------	-------	---------	----	------	-------

## Scored bests come from PRE-SEASON DATA

BORDER TOWNS COMING WITH A PERSON DATA									
▶ 400	32	Bryana ROBINSON	JR	53.52		2/24/17	0.03	0.11	0.14
▶ HJ	9	Loretta BLAUT	SR	1.86m	6-1%	1/16/16	7	0.77	7.77
▶ TJ	31	Irati MITXELENA	SO	12.88m	42-3%	2/24/17	0.04	0.00	0.04
▶ SP	17	Annette ECHIKUNWOKE	SR	16.72m	54-10%	12/8/17	1	0.13	1.13

Team Total 33.35

28



New Mexico

Mountain West Conference

▼ 2

Event	Scrd As	Athlete	Yr	Scored Mark	Date	Pl. Pts.	Bonus	TOTAL
-------	---------	---------	----	-------------	------	----------	-------	-------

## Scored bests come from CURRENT season

▶ Mile	15	Ednah KURGAT	JR	4:35.29cA	4:41.42	1/19/18	1.5	0.54	2.04
▶ 5000m	2	Ednah KURGAT	JR	15:19.03		12/2/17	18	2.53	20.53
▶ 5000m	8	Weini KELATI	FR	15:37.03		12/2/17	8	0.95	8.95
▶ 5000m	17	Alice WRIGHT	SR	15:46.85		12/2/17	1	0.31	1.31
▶ HJ	26	Ada'ora CHIGBO	FR	1.80m	5-10%	1/27/18	0.15	0.00	0.15

Team Total 32.98

"Scrd As", short for "Scored As", Standing used for place points portion of performance's score combining preseason data (when applied) to current season data

Numbers in BLACK are both the performance's actual NCAA rank AND "scored as" rank Numbers in RED indicate actual NCAA rank does not exist or is worse than "scored as" rank Numbers in BLUE indicate actual NCAA rank is better than "scored as" rank

USTFCCCA Non-Member

Non-Member Schools Will NOT be ranked, beginning Week 2



## 2018 Indoor Track &amp; Field, Week #2

Only those who score >0.01 pts are shown  
D denotes multiple-event rule in affect

## WOMEN

29



Clemson

Atlantic Coast Conference

▲ 7

Event	Scrd As	Athlete	Yr	Scored Mark	Date	Pl. Pts.	Bonus	TOTAL
-------	---------	---------	----	-------------	------	----------	-------	-------

## Scored bests come from CURRENT season

▶ 60m	14	Rebekah SMITH	SO	7.26	1/19/18	2	0.38	2.38
▶ 4x400	14	James, Ferguson, McIntosh, Clarke		3:37.22	1/26/18	0.8	0.25	1.05
▶ DMR	5	McIntosh, James, Ferguson, Barnett		11:15.56	1/26/18	12	1.75	13.75

## Scored bests come from PRE-SEASON DATA

▶ 60m	19	Torie ROBINSON	SR	7.27	2/10/17	0.8	0.29	1.09
▶ 60m	23	Angelica COLLINS	SR	7.29	2/3/17	0.4	0.19	0.59
▶ 400	20	Olivia JAMES	SR	53.24	2/14/15	0.7	0.24	0.94
▶ 800m	19	Ersula FARROW	JR	2:04.98	2/23/17	0.8	0.27	1.07
▶ Mile	8	Grace BARNETT	SR	4:33.40cA (4:36.10)	2/18/17	8	1.01	9.01
▶ LJ	26	Angelica COLLINS	SR	6.18m 20-3½	2/23/17	0.15	0.00	0.15

Team Total 30.05

30



New Hampshire

America East Conference

▲ 2

Event	Scrd As	Athlete	Yr	Scored Mark	Date	Pl. Pts.	Bonus	TOTAL
-------	---------	---------	----	-------------	------	----------	-------	-------

## Scored bests come from CURRENT season

▶ 3000m	1	Elinor PURRIER	SR	8:55.68	12/2/17	20	2.45	22.45
---------	---	----------------	----	---------	---------	----	------	-------

## Scored bests come from PRE-SEASON DATA

▶ 800m	11	Elinor PURRIER	SR	2:04.02	2/24/17	D	5	0.73 2.73
▶ Mile	2	Elinor PURRIER	SR	4:29.44	2/11/17	D	18	2.31 4.31

Team Total 29.49

31



Iowa

Big Ten Conference

▼ 4

Event	Scrd As	Athlete	Yr	Scored Mark	Date	Pl. Pts.	Bonus	TOTAL
-------	---------	---------	----	-------------	------	----------	-------	-------

## Scored bests come from CURRENT season

▶ 400	13	Briana GUILLORY	JR	52.95	1/19/18	3	0.48	3.48
▶ 4x400	15	Champe, Brown, Guillory, Plock		3:37.37	1/19/18	0.7	0.23	0.93
▶ TJ	16	Jahisha THOMAS	SR	13.11m 43-¾	1/27/18	1.25	0.20	1.45

## Scored bests come from PRE-SEASON DATA

▶ 200m	3	Brittany BROWN	SR	22.79	2/24/17	16	1.72	17.72
▶ LJ	11	Jahisha THOMAS	SR	6.39m 20-11¾	2/10/17	5	0.61	5.61
▶ TJ	33	Tria SEAWATER-SIMMONS	JR	12.83m 42-1¾	1/6/17	0.02	0.00	0.02

Team Total 29.20

32



Missouri

Southeastern Conference

▲ 2

Event	Scrd As	Athlete	Yr	Scored Mark	Date	Pl. Pts.	Bonus	TOTAL
-------	---------	---------	----	-------------	------	----------	-------	-------

## Scored bests come from CURRENT season

▶ Mile	1	Karissa SCHWEIZER	SR	4:27.54	1/26/18	D	20	2.95 4.95
▶ 5000m	1	Karissa SCHWEIZER	SR	15:17.31	12/2/17	20	2.71	22.71

## Scored bests come from PRE-SEASON DATA

▶ 3000m	17	Karissa SCHWEIZER	SR	9:06.60	2/10/17	1	0.47	1.47
---------	----	-------------------	----	---------	---------	---	------	------

Team Total 29.14

33



Arizona State

Mountain Pacific Sports Federation

unch

Event	Scrd As	Athlete	Yr	Scored Mark	Date	Pl. Pts.	Bonus	TOTAL
-------	---------	---------	----	-------------	------	----------	-------	-------

## Scored bests come from CURRENT season

▶ SP	2	Maggie EWEN	SR	18.67m 61-3	1/20/18	18	3.18	21.18
▶ SP	19	Samantha NOENNING	FR	16.66m 54-8	1/12/18	0.8	0.09	0.89

## Scored bests come from PRE-SEASON DATA

▶ WT	10	Maggie EWEN	SR	21.53m 70-7¾	2/24/17	6	0.59	6.59
------	----	-------------	----	--------------	---------	---	------	------

Team Total 28.66

"Scrd As", short for "Scored As", Standing used for place points portion of performance's score combining preseason data (when applied) to current season data

Numbers in BLACK are both the performance's actual NCAA rank AND "scored as" rank Numbers in RED indicate actual NCAA rank does not exist or is worse than "scored as" rank Numbers in BLUE indicate actual NCAA rank is better than "scored as" rank

USTFCCCA Non-Member

Non-Member Schools Will NOT be ranked, beginning Week 2



## 2018 Indoor Track &amp; Field, Week #2

Only those who score >0.01 pts are shown  
D denotes multiple-event rule in affect

## WOMEN

34



Ohio State

Big Ten Conference

▼19

Event	Scrd As	Athlete	Yr	Scored Mark	Date	Pl. Pts.	Bonus	TOTAL
Scored bests come from CURRENT season								
400	26	Karrington WINTERS	JR	53.41 OT	1/12/18	0.15	0.16	0.31
H60m	34	Chantel RAY	SR	8.25	1/26/18	0.015	0.04	0.06
4x400	8	Winters, Richardson, Barlow, Barrie		3:34.92 OT	1/12/18	6	1.07	7.07
WT	3	Sade OLATOYE	JR	22.76m 74-8%	1/20/18	16	2.41	18.41
Scored bests come from PRE-SEASON DATA								
400	28	Maggie BARRIE	SR	53.46	2/24/17	0.1	0.14	0.24
LJ	29	Taylor DELOACH	SO	6.17m 20-3	2/24/17	0.075	0.00	0.08
TJ	29	Mikaela SEIBERT	JR	12.92m 42-4%	2/24/17	0.075	0.00	0.08
SP	18	Sade OLATOYE	JR	16.71m 54-10	2/24/17	0.9	0.12	1.02
Team Total								27.26

35



Florida State

Atlantic Coast Conference

unch

Event	Scrd As	Athlete	Yr	Scored Mark	Date	Pl. Pts.	Bonus	TOTAL
Scored bests come from CURRENT season								
60m	29	Ka'Tia SEYMOUR	FR	7.31	1/19/18	0.075	0.10	0.18
60m	34	Shauna HELPS	JR	7.33	1/26/18	0.015	0.01	0.03
200m	18	Shauna HELPS	JR	23.20	1/26/18	0.9	0.30	1.20
DMR	14	Edwards, Harris, Demone, Judd		11:37.76	1/26/18	0.8	0.21	1.01
Scored bests come from PRE-SEASON DATA								
H60m	13	Peta-Gay WILLIAMS	JR	8.15	2/10/17	3	0.40	3.40
H60m	16	Cortney JONES	SO	8.18	2/23/17	1.25	0.29	1.54
HJ	5	Eleonora OMOREGIE	SO	1.88m 6-2	2/23/17	12	1.43	13.43
LJ	13	Jogaile PETROKAITE	SR	6.38m 20-11%	2/23/17	3	0.54	3.54
SP	22	Gleneve GRANGE	SR	16.54m 54-3%	2/23/17	0.5	0.00	0.50
Team Total								24.83

36



Oklahoma

Big 12 Conference

▼6

Event	Scrd As	Athlete	Yr	Scored Mark	Date	Pl. Pts.	Bonus	TOTAL
Scored bests come from CURRENT season								
60m	23	Leya BUCHANAN	SR	7.29	1/12/18	0.4	0.19	0.59
400	20	Ama PIPI	SR	53.24 OT	1/19/18	0.7	0.24	0.94
4x400	11	Pipi, Mason, Blanks, Spencer		3:36.42 OT	1/19/18	2	0.52	2.52
HJ	26	Falyn REAUGH	FR	1.80m 5-10%	1/26/18	0.15	0.00	0.15
SP	5	Jessica WOODARD	SR	17.57m 57-7%	1/19/18	12	1.14	13.14
SP	28	Meia GORDON	SO	16.27m 53-4%	1/26/18	0.1	0.00	0.10
WT	32	Ashley BRYANT	SR	20.07m 65-10%	1/26/18	0.03	0.00	0.03
Scored bests come from PRE-SEASON DATA								
200m	17	Ama PIPI	SR	23.19	2/24/17	1	0.33	1.33
PV	11	Mackenzie SHELL	JR	4.30m 14-1%	3/12/16	5	0.50	5.50
PV	30	Meagan GRAY	SO	4.15m 13-7%	2/10/17	0.05	0.00	0.05
Team Total								24.35

37



Indiana

Big Ten Conference

▼14

Event	Scrd As	Athlete	Yr	Scored Mark	Date	Pl. Pts.	Bonus	TOTAL
Scored bests come from CURRENT season								
800m	30	Kelsey HARRIS	JR	2:06.08	1/26/18	0.05	0.00	0.05
DMR	15	Pinkston, Egbula, Mulzer, Stoffel		11:42.44 OT	1/12/18	0.7	0.01	0.71
SP	20	Khayla DAWSON	SO	16.64m 54-7%	1/19/18	0.7	0.07	0.77
Scored bests come from PRE-SEASON DATA								
Mile	23	Brenna CALDER	SR	4:38.88	2/3/17	0.4	0.06	0.46
3000m	9	Katherine RECEVEUR	JR	9:03.71	2/3/17	7	0.88	7.88
5000m	5	Katherine RECEVEUR	JR	15:28.89	2/24/17	12	1.53	13.53
Team Total								23.40

"Scrd As", short for "Scored As", Standing used for place points portion of performance's score combining preseason data (when applied) to current season data

Numbers in BLACK are both the performance's actual NCAA rank AND "scored as" rank Numbers in RED indicate actual NCAA rank does not exist or is worse than "scored as" rank Numbers in BLUE indicate actual NCAA rank is better than "scored as" rank

USTFCCCA Non-Member

Non-Member Schools Will NOT be ranked, beginning Week 2





# USTFCCCA NCAA Division I National Team Computer Rankings

## 2018 Indoor Track & Field, Week #2

as of 1/29/2018 9:32:16 AM

Only those who score >0.01 pts are shown  
D denotes multiple-event rule in affect

### WOMEN

# 38



## UCLA

### Mountain Pacific Sports Federation

# 1

Event	Scrd As	Athlete	Yr	Scored Mark	Date	Pl. Pts.	Bonus	TOTAL
Scored bests come from CURRENT season								
TJ	4	Jessie MADUKA	SR	13.74m	45-1	1/19/18	14	1.83 15.83
SP	15	Ashlie BLAKE	JR	16.80m	55-1½	1/19/18	1.5	0.20 1.70
SP	16	Alyssa WILSON	FR	16.75m	54-11½	1/26/18	1.25	0.16 1.41
PENT	17	Kendall GUSTAFSON	SR	4,065		1/26/18	1	0.15 1.15
Scored bests come from PRE-SEASON DATA								
PV	17	Greta WAGNER	JR	4.22m	13-10	2/10/17	1	0.17 1.17
LJ	19	Jessie MADUKA	SR	6.27m	20-7	2/14/15	0.8	0.11 0.91
Team Total								22.16

# 39



## Auburn

### Southeastern Conference

# 37

Event	Scrd As	Athlete	Yr	Scored Mark	Date	Pl. Pts.	Bonus	TOTAL
Scored bests come from CURRENT season								
60m	7	Jonielle SMITH	SR	7.20		1/26/18	9	1.11 10.11
60m	10	Natalliah WHYTE	SO	7.23		1/26/18	6	0.71 6.71
200m	22	Natalliah WHYTE	SO	23.38		1/26/18	0.5	0.06 0.56
Scored bests come from PRE-SEASON DATA								
200m	23	Jenae AMBROSE	JR	23.39		2/10/17	0.4	0.04 0.44
LJ	16	Dominique BULLOCK	SR	6.32m	20-9	1/16/16	1.25	0.29 1.54
TJ	16	Jakayla HAND	SR	13.11m	43-¾	2/24/17	1.25	0.20 1.45
Team Total								20.81

# 40



## Kent State

### Mid-American Conference

# 2

Event	Scrd As	Athlete	Yr	Scored Mark	Date	Pl. Pts.	Bonus	TOTAL
Scored bests come from CURRENT season								
PV	27	Maria HERRIGAN	SO	4.17m	13-8½	1/19/18	0.125	0.00 0.13
Scored bests come from PRE-SEASON DATA								
PV	21	Samantha TOLLERUD	SR	4.20m	13-9½	1/28/17	0.6	0.09 0.69
SP	3	Danniel THOMAS	SO	18.40m	60-4½	3/10/17	16	2.57 18.57
WT	17	Gabrielle FIGUEROA	SR	20.96m	68-9½	12/9/17	1	0.15 1.15
Team Total								20.53

# 41



## Virginia Tech

### Atlantic Coast Conference

# 4

Event	Scrd As	Athlete	Yr	Scored Mark	Date	Pl. Pts.	Bonus	TOTAL
Scored bests come from CURRENT season								
PV	4	Lisa GUNNARSSON	FR	4.46m	14-7½	1/26/18	14	1.75 15.75
PV	14	Rachel BAXTER	FR	4.27m	14-0	1/13/18	2	0.37 2.37
Scored bests come from PRE-SEASON DATA								
400	33	Courtney BLANDEN	SR	53.54		2/23/17	0.02	0.10 0.12
800m	18	Rachel POCRATSKY	JR	2:04.96		2/23/17	0.9	0.28 1.18
800m	34	Laurie BARTON	SO	2:06.50cA (2:07.95)		2/3/17	0.015	0.00 0.01
Team Total								19.42

# 42



## Boise State

### Mountain West Conference

# 24

Event	Scrd As	Athlete	Yr	Scored Mark	Date	Pl. Pts.	Bonus	TOTAL
Scored bests come from CURRENT season								
DMR	6	Henderson, Walker, Pfaff, Fuller		11:15.67 OT		1/26/18	10	1.74 11.74
Scored bests come from PRE-SEASON DATA								
800m	10	Sadi HENDERSON	SR	2:04.01		1/27/17	6	0.74 6.74
3000m	22	Clare O'BRIEN	SO	9:09.01		2/10/17	0.5	0.20 0.70
Team Total								19.17

# 43



## Akron

### Mid-American Conference

# 2

Event	Scrd As	Athlete	Yr	Scored Mark	Date	Pl. Pts.	Bonus	TOTAL
Scored bests come from CURRENT season								
PV	30	Abby HELMINIAK	FR	4.15m	13-7½	1/6/18	0.05	0.00 0.05
Scored bests come from PRE-SEASON DATA								
PV	6	Lucy BRYAN	SO	4.40m	14-5½	3/11/17	10	1.28 11.28
PENT	9	Jaclyn SIEFRING	SR	4,215		2/27/16	7	0.84 7.84
Team Total								19.17

"Scrd As", short for "Scored As", Standing used for place points portion of performance's score combining preseason data (when applied) to current season data

Numbers in BLACK are both the performance's actual NCAA rank AND "scored as" rank Numbers in RED indicate actual NCAA rank does not exist or is worse than "scored as" rank Numbers in BLUE indicate actual NCAA rank is better than "scored as" rank

USTFCCCA Non-Member

Non-Member Schools Will NOT be ranked, beginning Week 2




## 2018 Indoor Track &amp; Field, Week #2

Only those who score >0.01 pts are shown  
D denotes multiple-event rule in affect

## WOMEN

44



Colorado

Mountain Pacific Sports Federation

▼ 4

Event	Scrd As	Athlete	Yr	Scored Mark	Date	Pl. Pts.	Bonus	TOTAL
Scored bests come from PRE-SEASON DATA								
800m	34	Sage HURTA	SO	2:06.50c (2:07.32)	2/2/17	0.015	0.00	0.01
Mile	5	Dani JONES	JR	4:32.68c (4:39.50)	2/2/17	12	1.24	13.24
Mile	22	Sage HURTA	SO	4:38.39	2/10/17	0.5	0.11	0.61
Mile	33	Tabor SCHOLL	SO	4:39.58c (4:46.57)	2/2/17	0.02	0.00	0.02
3000m	7	Dani JONES	JR	9:02.22	2/10/17	D 9	1.17	3.17
3000m	24	Kaitlyn BENNER	SR	9:09.66	3/12/16	0.3	0.15	0.45
5000m	23	Makena MORLEY	SO	15:58.07	2/24/17	0.4	0.00	0.40
Team Total								17.91

45



Samford

Southern Conference

▼ 3

Event	Scrd As	Athlete	Yr	Scored Mark	Date	Pl. Pts.	Bonus	TOTAL
Scored bests come from CURRENT season								
800m	28	Karisa NELSON	SR	2:05.87	1/19/18	0.1	0.05	0.15
PENT	32	Selena POPP	JR	3,912	1/18/18	0.03	0.00	0.03
Scored bests come from PRE-SEASON DATA								
Mile	3	Karisa NELSON	SR	4:31.24	3/11/17	16	1.72	17.72
3000m	34	Karisa NELSON	SR	9:15.34	1/20/17	0.015	0.00	0.01
Team Total								17.91

46



Nebraska

Big Ten Conference

▲ 9

Event	Scrd As	Athlete	Yr	Scored Mark	Date	Pl. Pts.	Bonus	TOTAL
Scored bests come from CURRENT season								
HJ	10	Petra LUTERAN	SO	1.85m 6-¾	1/26/18	6	0.47	6.47
TJ	24	Angela MERCURIO	JR	12.94m 42-5½	1/20/18	0.3	0.00	0.30
SP	21	Toni TUPPER	JR	16.58m 54-4¾	1/26/18	0.6	0.02	0.62
Scored bests come from PRE-SEASON DATA								
H60m	30	Jasmine BARGE	JR	8.23	2/24/17	0.05	0.11	0.16
HJ	7	Reka CZUTH	SR	1.87m 6-1½	2/6/16	9	1.10	10.10
PV	25	Andrianna JACOBS	SO	4.18m 13-8½	2/17/17	0.2	0.01	0.21
Team Total								17.86

47



Furman

Southern Conference

▼ 2

Event	Scrd As	Athlete	Yr	Scored Mark	Date	Pl. Pts.	Bonus	TOTAL
Scored bests come from PRE-SEASON DATA								
3000m	6	Allie BUCHALSKI	SR	9:02.04cA (9:06.68)	2/3/17	10	1.20	11.20
5000m	10	Allie BUCHALSKI	SR	15:41.69	3/10/17	6	0.64	6.64
Team Total								17.84

48



Harvard

Ivy League

▲ 3

Event	Scrd As	Athlete	Yr	Scored Mark	Date	Pl. Pts.	Bonus	TOTAL
Scored bests come from CURRENT season								
60m	14	Gabrielle THOMAS	JR	7.26	1/26/18	2	0.38	2.38
Scored bests come from PRE-SEASON DATA								
200m	5	Gabrielle THOMAS	JR	22.88	2/25/17	12	1.35	13.35
TJ	22	Simi FAJEMISIN	SO	12.96m 42-6¾	2/25/17	0.5	0.00	0.50
PENT	16	Zoe HUGHES	SO	4,093	2/25/17	1.25	0.26	1.51
Team Total								17.74

49



Kansas

Big 12 Conference

▲ 4

Event	Scrd As	Athlete	Yr	Scored Mark	Date	Pl. Pts.	Bonus	TOTAL
Scored bests come from CURRENT season								
5000m	9	Sharon LOKEDI	SR	15:39.05	12/2/17	7	0.81	7.81
4x400	17	Caldwell, Kuykendoll, Montgomery, Finley		3:38.85cf 3:41.75	1/25/18	0.5	0.00	0.50
PV	8	Laura TAYLOR	SR	4.34m 14-2¾	1/25/18	8	0.81	8.81
Scored bests come from PRE-SEASON DATA								
400	25	Nicole MONTGOMERY	JR	53.40	2/24/17	0.2	0.17	0.37
PV	27	Andrea WILLIS	SO	4.17m 13-8¾	12/2/17	0.125	0.00	0.13
PV	30	Alexis ROMERO	JR	4.15m 13-7¾	2/10/17	0.05	0.00	0.05
Team Total								17.66

"Scrd As", short for "Scored As", Standing used for place points portion of performance's score combining preseason data (when applied) to current season data

Numbers in BLACK are both the performance's actual NCAA rank AND "scored as" rank Numbers in RED indicate actual NCAA rank does not exist or is worse than "scored as" rank Numbers in BLUE indicate actual NCAA rank is better than "scored as" rank

USTFCCCA Non-Member

Non-Member Schools Will NOT be ranked, beginning Week 2



## 2018 Indoor Track &amp; Field, Week #2

Only those who score >0.01 pts are shown  
D denotes multiple-event rule in affect

## WOMEN

50



Notre Dame

Atlantic Coast Conference

▼ 7

Event	Scrd As	Athlete	Yr	Scored Mark	Date	Pl. Pts.	Bonus	TOTAL
Scored bests come from PRE-SEASON DATA								
800m	31	Jessica HARRIS	SR	2:06.16	2/7/15	0.04	0.00	0.04
Mile	10	Jessica HARRIS	SR	4:33.80	2/23/17	6	0.88	6.88
3000m	28	Anna ROHRER	JR	9:11.14	2/27/16	0.1	0.06	0.16
5000m	7	Anna ROHRER	JR	15:29.83	3/10/17	9	1.43	10.43
SP	30	Indi JACKSON	SR	16.23m 53-3	2/18/17	0.05	0.00	0.05
Team Total								17.56

51



Louisville

Atlantic Coast Conference

▼ 4

Event	Scrd As	Athlete	Yr	Scored Mark	Date	Pl. Pts.	Bonus	TOTAL
Scored bests come from PRE-SEASON DATA								
LJ	22	Alexis GIBBONS	SO	6.26m 20-6½	12/3/16	0.5	0.08	0.58
SP	6	Emmonnie HENDERSON	SR	17.50m 57-5	3/10/17	10	1.03	11.03
PENT	12	Holly HANKENSON	JR	4,151	2/23/17	4	0.47	4.47
Team Total								16.08

52



Miami (Fla.)

Atlantic Coast Conference

▼ 4

Event	Scrd As	Athlete	Yr	Scored Mark	Date	Pl. Pts.	Bonus	TOTAL
Scored bests come from PRE-SEASON DATA								
60m	21	Kristina KNOTT	SR	7.28	2/7/16	0.6	0.24	0.84
H60m	24	Michelle ATHERLEY	JR	8.21	2/23/17	0.3	0.18	0.48
H60m	34	Stefani KERRISON	SR	8.25	2/23/17	0.015	0.04	0.06
PENT	5	Michelle ATHERLEY	JR	4,319	3/11/17	12	1.61	13.61
PENT	27	Amy TAINTOR	SR	3,961	2/23/17	0.125	0.00	0.13
Team Total								15.11

53



North Carolina

Atlantic Coast Conference

▼ 4

Event	Scrd As	Athlete	Yr	Scored Mark	Date	Pl. Pts.	Bonus	TOTAL
Scored bests come from CURRENT season								
60m	23	Brianna DUNCAN	SO	7.29	1/13/18	0.4	0.19	0.59
4x400	16	McNeill, Christian, Dixon, Dunston		3:37.76	1/26/18	0.6	0.16	0.76
HJ	5	Nicole GREENE	JR	1.88m 6-2	1/13/18	12	1.43	13.43
Team Total								14.77

54



Air Force

Mountain West Conference

unch

Event	Scrd As	Athlete	Yr	Scored Mark	Date	Pl. Pts.	Bonus	TOTAL
Scored bests come from CURRENT season								
PV	12	Kathryn TOMCZAK	JR	4.28m 14-½	1/26/18	4	0.41	4.41
Scored bests come from PRE-SEASON DATA								
HJ	7	Shelley SPIRES	SR	1.87m 6-1½	1/19/17	9	1.10	10.10
Team Total								14.50

55



NC State

Atlantic Coast Conference

▼ 3

Event	Scrd As	Athlete	Yr	Scored Mark	Date	Pl. Pts.	Bonus	TOTAL
Scored bests come from CURRENT season								
5000m	18	Elly HENES	SO	15:49.29	12/2/17	0.9	0.23	1.13
H60m	16	Gabriele CUNNINGHAM	JR	8.18	1/19/18	1.25	0.29	1.54
Scored bests come from PRE-SEASON DATA								
Mile	30	Erika KEMP	SR	4:39.45cA (4:42.21)	2/18/17	0.05	0.00	0.05
3000m	12	Rachel KOON	JR	9:05.32cA (9:09.99)	2/3/17	4	0.63	4.63
3000m	15	Erika KEMP	SR	9:06.07	2/13/16	1.5	0.54	2.04
5000m	13	Erika KEMP	SR	15:45.46	12/5/15	3	0.39	3.39
5000m	29	Rachel KOON	JR	16:04.01	12/3/16	0.075	0.00	0.08
WT	23	Lauren EVANS	JR	20.62m 67-8	12/2/17	0.4	0.00	0.40
Team Total								13.26

"Scrd As", short for "Scored As", Standing used for place points portion of performance's score combining preseason data (when applied) to current season data

Numbers in BLACK are both the performance's actual NCAA rank AND "scored as" rank Numbers in RED indicate actual NCAA rank does not exist or is worse than "scored as" rank Numbers in BLUE indicate actual NCAA rank is better than "scored as" rank

USTFCCCA Non-Member

Non-Member Schools Will NOT be ranked, beginning Week 2



## 2018 Indoor Track &amp; Field, Week #2

Only those who score >0.01 pts are shown  
D denotes multiple-event rule in affect

## WOMEN

56



Georgetown

BIG EAST Conference

▲ 34

Event	Scrd As	Athlete	Yr	Scored Mark	Date	Pl. Pts.	Bonus	TOTAL
-------	---------	---------	----	-------------	------	----------	-------	-------

## Scored bests come from CURRENT season

▶ DMR	7	Donaghu, Knight, Arizin, Rizzo	SR	11:16.28	1/26/18	8	1.66	9.66
-------	---	--------------------------------	----	----------	---------	---	------	------

## Scored bests come from PRE-SEASON DATA

▶ 800m	21	Piper DONAGHU	SR	2:05.25	2/21/15	0.6	0.20	0.80
▶ Mile	20	Kennedy WEISNER	SR	4:37.92	2/10/17	0.7	0.16	0.86

Team Total 11.32

57



Georgia Tech

Atlantic Coast Conference

unch

Event	Scrd As	Athlete	Yr	Scored Mark	Date	Pl. Pts.	Bonus	TOTAL
-------	---------	---------	----	-------------	------	----------	-------	-------

## Scored bests come from CURRENT season

▶ H60m	7	Jeanine WILLIAMS	JR	8.02	1/19/18	9	1.31	10.31
--------	---	------------------	----	------	---------	---	------	-------

Team Total 10.31

58



UNLV

Mountain West Conference

▲ 3

Event	Scrd As	Athlete	Yr	Scored Mark	Date	Pl. Pts.	Bonus	TOTAL
-------	---------	---------	----	-------------	------	----------	-------	-------

## Scored bests come from PRE-SEASON DATA

▶ 60m	7	Destiny SMITH-BARNETT	JR	7.20	2/25/17	9	1.11	10.11
▶ H60m	30	Taylor PEGRAM	SR	8.23	2/25/17	0.05	0.11	0.16

Team Total 10.28

59



California

Mountain Pacific Sports Federation

▲ 11

Event	Scrd As	Athlete	Yr	Scored Mark	Date	Pl. Pts.	Bonus	TOTAL
-------	---------	---------	----	-------------	------	----------	-------	-------

## Scored bests come from CURRENT season

▶ 5000m	14	Bethan KNIGHTS	SR	15:45.94 OT	1/26/18	2	0.36	2.36
▶ DMR	18	Croft, Mencarelli, Arndt, Williams		11:43.69 OT	1/26/18	0.4	0.00	0.40
▶ WT	34	Camryn ROGERS	FR	19.97m	1/26/18	0.015	0.00	0.01

## Scored bests come from PRE-SEASON DATA

▶ 3000m	21	Bethan KNIGHTS	SR	9:08.77	2/27/16	0.6	0.21	0.81
▶ TJ	11	Isabella MARTEN	JR	13.26m	2/12/18	5	0.42	5.42
▶ WT	18	Destiny PARKER	SR	20.89m	2/24/17	0.9	0.10	1.00

Team Total 10.00

"Scrd As", short for "Scored As", Standing used for place points portion of performance's score combining preseason data (when applied) to current season data

Numbers in BLACK are both the performance's actual NCAA rank AND "scored as" rank Numbers in RED indicate actual NCAA rank does not exist or is worse than "scored as" rank Numbers in BLUE indicate actual NCAA rank is better than "scored as" rank

USTFCCCA Non-Member

Non-Member Schools Will NOT be ranked, beginning Week 2

60



BYU

Mountain Pacific Sports Federation

▲ 19

Event	Scrd As	Athlete	Yr	Scored Mark	Date	Pl. Pts.	Bonus	TOTAL
-------	---------	---------	----	-------------	------	----------	-------	-------

## Scored bests come from CURRENT season

▶ DMR	8	Warner, Porter, Rush, Orton		11:18.93	1/26/18	6	1.32	7.32
-------	---	-----------------------------	--	----------	---------	---	------	------

## Scored bests come from PRE-SEASON DATA

Scored bests come from PRE-SEASON DATA									
▶ Mile	25	Erica BIRK	SR	4:38.95		2/10/17	0.2	0.06	0.26
▶ Mile	31	Ashleigh WARNER	SR	4:39.48		2/10/17	0.04	0.00	0.04
▶ HJ	14	Andrea STAPLETON	JR	1.84m	6-½	1/19/17	2	0.30	2.30

Team Total 9.97

61



South Dakota

The Summit League

▼ 3

Event	Scrd As	Athlete	Yr	Scored Mark	Date	Pl. Pts.	Bonus	TOTAL
-------	---------	---------	----	-------------	------	----------	-------	-------

## Scored bests come from PRE-SEASON DATA

▶ PV	21	Helen FALDA	SO	4.20m	13-9%	2/10/17	0.6	0.09	0.69
▶ LJ	8	Samara SPENCER	SO	6.43m	21-1%	1/13/17	8	0.89	8.89
▶ PENT	24	Shanice CANNIGAN	SR	3.968		2/24/17	0.3	0.00	0.30

Team Total 9.87

62



Duke

Atlantic Coast Conference

▼ 3

Event	Scrd As	Athlete	Yr	Scored Mark	Date	Pl. Pts.	Bonus	TOTAL
-------	---------	---------	----	-------------	------	----------	-------	-------

## Scored bests come from CURRENT season

Record sets come from current season									
▶ DMR	16	Richichi, Gbadegesin, Torino, Gwynn		11:42.66		1/25/18	0.6	0.00	0.60
▶ PV	10	Madison HEATH	SR	4.31m	14-1½	1/13/18	6	0.58	6.58
▶ PV	17	Laura MARTY	SO	4.22m	13-10	1/19/18	1	0.17	1.17

## Scored bests come from PRE-SEASON DATA

▶ LJ	19	Sydnei MURPHY	JR	6.27m	20-7	2/23/17	0.8	0.11	0.91
------	----	---------------	----	-------	------	---------	-----	------	------

Team Total 9.26



## 2018 Indoor Track &amp; Field, Week #2

Only those who score >0.01 pts are shown  
D denotes multiple-event rule in affect

## WOMEN

63



UMass

Atlantic 10 Conference

▼ 1

Event	Scrd As	Athlete	Yr	Scored Mark	Date	Pl. Pts.	Bonus	TOTAL
-------	---------	---------	----	-------------	------	----------	-------	-------

## Scored bests come from CURRENT season

▶ 3000m	8	Heather MACLEAN	SR	9:03.03	12/2/17	8	1.01	9.01
---------	---	-----------------	----	---------	---------	---	------	------

## Scored bests come from PRE-SEASON DATA

▶ 400	38	Emilie COWAN	JR	53.67	2/10/17		0.03	0.03
-------	----	--------------	----	-------	---------	--	------	------

Team Total 9.04

64



Kennesaw State

Atlantic Sun Conference

▼ 4

Event	Scrd As	Athlete	Yr	Scored Mark	Date	Pl. Pts.	Bonus	TOTAL
-------	---------	---------	----	-------------	------	----------	-------	-------

## Scored bests come from PRE-SEASON DATA

▶ PENT	8	Jordan GRAY	SR	4,221	12/8/17	8	0.89	8.89
--------	---	-------------	----	-------	---------	---	------	------

Team Total 8.89

65



Providence

BIG EAST Conference

▼ 1

Event	Scrd As	Athlete	Yr	Scored Mark	Date	Pl. Pts.	Bonus	TOTAL
-------	---------	---------	----	-------------	------	----------	-------	-------

## Scored bests come from CURRENT season

▶ 3000m	11	Millie PALADINO	JR	9:05.10	12/2/17	5	0.66	5.66
---------	----	-----------------	----	---------	---------	---	------	------

## Scored bests come from PRE-SEASON DATA

▶ Mile	12	Millie PALADINO	JR	4:34.49	2/10/17	D 4	0.71	2.71
--------	----	-----------------	----	---------	---------	-----	------	------

▶ 5000m	28	Catarina ROCHA	SR	16:03.44	2/12/17	0.1	0.00	0.10
---------	----	----------------	----	----------	---------	-----	------	------

Team Total 8.47

66



Texas Tech

Big 12 Conference

▼ 1

Event	Scrd As	Athlete	Yr	Scored Mark	Date	Pl. Pts.	Bonus	TOTAL
-------	---------	---------	----	-------------	------	----------	-------	-------

## Scored bests come from CURRENT season

▶ H60m	21	Kaylor HARRIS	FR	8.19cA	8.17	1/19/18	0.6	0.26	0.86
--------	----	---------------	----	--------	------	---------	-----	------	------

## Scored bests come from PRE-SEASON DATA

▶ HJ	10	Zarriea WILLIS	JR	1.85m	6-¾	2/10/17	6	0.47	6.47
------	----	----------------	----	-------	-----	---------	---	------	------

▶ PENT	19	Kaylee HINTON	JR	4,026	2/27/16	0.8	0.01	0.81
--------	----	---------------	----	-------	---------	-----	------	------

Team Total 8.13

67



Northern Arizona

Big Sky Conference

unch

Event	Scrd As	Athlete	Yr	Scored Mark	Date	Pl. Pts.	Bonus	TOTAL
-------	---------	---------	----	-------------	------	----------	-------	-------

## Scored bests come from PRE-SEASON DATA

▶ WT	9	Brooke ANDERSEN	SR	21.66m	71-¾	2/17/17	7	0.77	7.77
------	---	-----------------	----	--------	------	---------	---	------	------

Team Total 7.77

68



Campbell

Big South Conference

▲ 1

Event	Scrd As	Athlete	Yr	Scored Mark	Date	Pl. Pts.	Bonus	TOTAL
-------	---------	---------	----	-------------	------	----------	-------	-------

## Scored bests come from CURRENT season

▶ TJ	9	Sabina ALLEN	SR	13.33m	43-9	1/6/18	7	0.53	7.53
------	---	--------------	----	--------	------	--------	---	------	------

Team Total 7.53

69



Florida International

Conference USA

▲ 3

Event	Scrd As	Athlete	Yr	Scored Mark	Date	Pl. Pts.	Bonus	TOTAL
-------	---------	---------	----	-------------	------	----------	-------	-------

## Scored bests come from PRE-SEASON DATA

▶ HJ	10	Clarissa CUTLIFF	JR	1.85m	6-¾	1/7/17	6	0.47	6.47
------	----	------------------	----	-------	-----	--------	---	------	------

Team Total 6.47

70



Middle Tennessee

Conference USA

▼ 2

Event	Scrd As	Athlete	Yr	Scored Mark	Date	Pl. Pts.	Bonus	TOTAL
-------	---------	---------	----	-------------	------	----------	-------	-------

## Scored bests come from CURRENT season

▶ 4x400	19	Amponsah, Assafuah, Abu, Egbeniyi		3:39.98 OT	1/12/18	0.3	0.00	0.30
---------	----	-----------------------------------	--	------------	---------	-----	------	------

## Scored bests come from PRE-SEASON DATA

▶ 200m	24	Janet AMPONSAH	SR	23.40	3/7/15	0.3	0.03	0.33
--------	----	----------------	----	-------	--------	-----	------	------

▶ 800m	13	Abike EGBENIYI	JR	2:04.45	2/26/17	3	0.46	3.46
--------	----	----------------	----	---------	---------	---	------	------

▶ 800m	14	Agnes ABU	SR	2:04.63	2/26/17	2	0.37	2.37
--------	----	-----------	----	---------	---------	---	------	------

Team Total 6.46

"Scrd As", short for "Scored As", Standing used for place points portion of performance's score combining preseason data (when applied) to current season data

Numbers in BLACK are both the performance's actual NCAA rank AND "scored as" rank Numbers in RED indicate actual NCAA rank does not exist or is worse than "scored as" rank Numbers in BLUE indicate actual NCAA rank is better than "scored as" rank

USTFCCCA Non-Member

Non-Member Schools Will NOT be ranked, beginning Week 2





## 2018 Indoor Track &amp; Field, Week #2

Only those who score >0.01 pts are shown  
D denotes multiple-event rule in affect

## WOMEN

71



Eastern Michigan

Mid-American Conference

▲ 3

Event	Scrd As	Athlete	Yr	Scored Mark	Date	Pl. Pts.	Bonus	TOTAL
-------	---------	---------	----	-------------	------	----------	-------	-------

## Scored bests come from PRE-SEASON DATA

▶ 3000m	26	Jordann MCDERMITT	SR	9:10.42	2/3/17	0.15	0.11	0.26
▶ 3000m	33	Alsu BOGDANOVA	SR	9:15.03	2/10/17	0.02	0.00	0.02
▶ 5000m	11	Jordann MCDERMITT	SR	15:43.95	3/10/17	5	0.49	5.49

Team Total 5.77

72



Monmouth

Metro Atlantic Athletic Conference

▼ 16

Event	Scrd As	Athlete	Yr	Scored Mark	Date	Pl. Pts.	Bonus	TOTAL
-------	---------	---------	----	-------------	------	----------	-------	-------

## Scored bests come from CURRENT season

▶ DMR	9	Stratz, Piiru, Stratz, Wilson		11:26.43	1/26/18	5	0.70	5.70
-------	---	-------------------------------	--	----------	---------	---	------	------

Team Total 5.70

73



San Francisco

West Coast Conference

▲ 15

Event	Scrd As	Athlete	Yr	Scored Mark	Date	Pl. Pts.	Bonus	TOTAL
-------	---------	---------	----	-------------	------	----------	-------	-------

## Scored bests come from CURRENT season

▶ DMR	11	Ulrichova, Lind, Stahr, Bouchard		11:30.49 OT	1/26/18	2	0.52	2.52
-------	----	----------------------------------	--	-------------	---------	---	------	------

## Scored bests come from PRE-SEASON DATA

▶ 800m	14	Alena ULRICHOVA	SR	2:04.63	2/26/17	2	0.37	2.37
--------	----	-----------------	----	---------	---------	---	------	------

Team Total 4.89

74



Bowling Green

Mid-American Conference

▲ 8

Event	Scrd As	Athlete	Yr	Scored Mark	Date	Pl. Pts.	Bonus	TOTAL
-------	---------	---------	----	-------------	------	----------	-------	-------

## Scored bests come from CURRENT season

▶ SP	12	Aliyah GUSTAFSON	SR	17.03m	55-10%	1/19/18	4	0.38	4.38
▶ WT	22	Elizabeth IVERSEN	SR	20.66m	67-9%	1/26/18	0.5	0.00	0.50

Team Total 4.88

75



Vanderbilt

Southeastern Conference

▼ 31

Event	Scrd As	Athlete	Yr	Scored Mark	Date	Pl. Pts.	Bonus	TOTAL
-------	---------	---------	----	-------------	------	----------	-------	-------

## Scored bests come from PRE-SEASON DATA

▶ 400	30	Jennifer EDOBI	SR	53.47	2/10/17	0.05	0.13	0.18
▶ 800m	12	Courtney CLAYTON	SR	2:04.24	2/10/17	4	0.57	4.57

Team Total 4.75

76



Columbia

Ivy League

▲ 66

Event	Scrd As	Athlete	Yr	Scored Mark	Date	Pl. Pts.	Bonus	TOTAL
-------	---------	---------	----	-------------	------	----------	-------	-------

## Scored bests come from CURRENT season

▶ DMR	10	Hardie, Obeng-Akrofi, Terri, Alonzo		11:29.41	1/26/18	4	0.57	4.57
-------	----	-------------------------------------	--	----------	---------	---	------	------

Team Total 4.57

77



Wyoming

Mountain West Conference

▼ 6

Event	Scrd As	Athlete	Yr	Scored Mark	Date	Pl. Pts.	Bonus	TOTAL
-------	---------	---------	----	-------------	------	----------	-------	-------

## Scored bests come from PRE-SEASON DATA

▶ 60m	12	Jerayah DAVIS	JR	7.25	2/25/17	4	0.47	4.47
-------	----	---------------	----	------	---------	---	------	------

Team Total 4.47

78



Utah

Mountain Pacific Sports Federation

unch

Event	Scrd As	Athlete	Yr	Scored Mark	Date	Pl. Pts.	Bonus	TOTAL
-------	---------	---------	----	-------------	------	----------	-------	-------

## Scored bests come from CURRENT season

▶ 5000m	12	Grayson MURPHY	SR	15:44.45	12/2/17	4	0.46	4.46
---------	----	----------------	----	----------	---------	---	------	------

Team Total 4.46

79



Rice

Conference USA

▲ 1

Event	Scrd As	Athlete	Yr	Scored Mark	Date	Pl. Pts.	Bonus	TOTAL
-------	---------	---------	----	-------------	------	----------	-------	-------

## Scored bests come from PRE-SEASON DATA

▶ Mile	34	Katie JENSEN	SR	4:39.61	2/18/17	0.015	0.00	0.01
▶ 3000m	13	Katie JENSEN	SR	9:05.66	2/26/17	3	0.59	3.59
▶ 5000m	33	Katie JENSEN	SR	16:04.78	2/10/17	0.02	0.00	0.02

Team Total 3.63

"Scrd As", short for "Scored As", Standing used for place points portion of performance's score combining preseason data (when applied) to current season data

Numbers in BLACK are both the performance's actual NCAA rank AND "scored as" rank Numbers in RED indicate actual NCAA rank does not exist or is worse than "scored as" rank Numbers in BLUE indicate actual NCAA rank is better than "scored as" rank

USTFCCCA Non-Member

Non-Member Schools Will NOT be ranked, beginning Week 2





# USTFCCCA NCAA Division I National Team Computer Rankings

## 2018 Indoor Track & Field, Week #2

as of 1/29/2018 9:32:17 AM

Only those who score >0.01 pts are shown  
D denotes multiple-event rule in affect

### WOMEN

80



**Syracuse**

Atlantic Coast Conference

▼ 5

Event	Scrd As	Athlete	Yr	Scored Mark	Date	Pl. Pts.	Bonus	TOTAL
-------	---------	---------	----	-------------	------	----------	-------	-------

Scored bests come from CURRENT season

▶ 3000m	31	Paige STONER	JR	9:12.73	1/26/18	0.04	0.00	0.04
---------	----	--------------	----	---------	---------	------	------	------

Scored bests come from PRE-SEASON DATA

▶ 400	14	Kadejhia SELLERS	JR	52.97	2/23/17	2	0.46	2.46
▶ Mile	27	Sydney LEIHER	SR	4:39.14	2/13/16	0.125	0.04	0.16
▶ 5000m	34	Paige STONER	JR	16:05.04	2/23/17	0.015	0.00	0.01
▶ H60m	24	Tia THEVENIN	SR	8.21	1/27/17	0.3	0.18	0.48

**Team Total 3.16**

81



**Arizona**

Mountain Pacific Sports Federation

▲ 5

Event	Scrd As	Athlete	Yr	Scored Mark	Date	Pl. Pts.	Bonus	TOTAL
-------	---------	---------	----	-------------	------	----------	-------	-------

Scored bests come from PRE-SEASON DATA

▶ 400	37	Diana GAJDA	JR	53.60	1/13/17	0.07	0.00	0.07
▶ Mile	29	Claire GREEN	SR	4:39.23	2/24/17	0.075	0.03	0.10
▶ 3000m	14	Claire GREEN	SR	9:05.94	2/10/17	2	0.55	2.55
▶ HJ	26	Karla TERAN	SO	1.80m	5-10% 1/13/17	0.15	0.00	0.15

**Team Total 2.87**

82



**Washington State**

Mountain Pacific Sports Federation

▼ 1

Event	Scrd As	Athlete	Yr	Scored Mark	Date	Pl. Pts.	Bonus	TOTAL
-------	---------	---------	----	-------------	------	----------	-------	-------

Scored bests come from PRE-SEASON DATA

▶ PENT	14	Alissa BROOKS-JOHNSON	SR	4,123	2/6/16	2	0.37	2.37
--------	----	-----------------------	----	-------	--------	---	------	------

**Team Total 2.37**

83



**Bethune-Cookman**

Mid-Eastern Athletic Conference

unch

Event	Scrd As	Athlete	Yr	Scored Mark	Date	Pl. Pts.	Bonus	TOTAL
-------	---------	---------	----	-------------	------	----------	-------	-------

Scored bests come from PRE-SEASON DATA

▶ HJ	14	Quamecha MORRISON	JR	1.84m	6-½ 2/16/17	2	0.30	2.30
------	----	-------------------	----	-------	-------------	---	------	------

**Team Total 2.30**

83



**Eastern Illinois**

Ohio Valley Conference

▲ 15

Event	Scrd As	Athlete	Yr	Scored Mark	Date	Pl. Pts.	Bonus	TOTAL
-------	---------	---------	----	-------------	------	----------	-------	-------

Scored bests come from CURRENT season

▶ HJ	14	Haleigh KNAPP	SR	1.84m	6-½ 1/27/18	2	0.30	2.30
------	----	---------------	----	-------	-------------	---	------	------

**Team Total 2.30**

85



**Long Beach State**

Mountain Pacific Sports Federation

unch

Event	Scrd As	Athlete	Yr	Scored Mark	Date	Pl. Pts.	Bonus	TOTAL
-------	---------	---------	----	-------------	------	----------	-------	-------

Scored bests come from PRE-SEASON DATA

▶ WT	14	De'Ondra YOUNG	JR	21.02m	68-11% 2/25/17	2	0.19	2.19
------	----	----------------	----	--------	----------------	---	------	------

**Team Total 2.19**

86



**Maryland**

Big Ten Conference

▲ 1

Event	Scrd As	Athlete	Yr	Scored Mark	Date	Pl. Pts.	Bonus	TOTAL
-------	---------	---------	----	-------------	------	----------	-------	-------

Scored bests come from PRE-SEASON DATA

▶ HJ	26	Peyton WADE	SR	1.80m	5-10% 2/24/17	0.15	0.00	0.15
▶ PENT	18	Peyton WADE	SR	4,059	2/24/17	0.9	0.13	1.03
▶ PENT	20	Dallyssa HUGGINS	SO	4,025	2/3/17	0.7	0.00	0.70

**Team Total 1.88**

87



**Jacksonville**

Atlantic Sun Conference

▲ 5

Event	Scrd As	Athlete	Yr	Scored Mark	Date	Pl. Pts.	Bonus	TOTAL
-------	---------	---------	----	-------------	------	----------	-------	-------

Scored bests come from PRE-SEASON DATA

▶ 800m	17	Michelle HOWELL	SR	2:04.79	2/10/17	1	0.32	1.32
▶ TJ	24	Stormm PHILLIPS	SR	12.94m	42-5% 2/5/16	0.3	0.00	0.30

**Team Total 1.62**

88



**Oklahoma State**

Big 12 Conference

▲ 5

Event	Scrd As	Athlete	Yr	Scored Mark	Date	Pl. Pts.	Bonus	TOTAL
-------	---------	---------	----	-------------	------	----------	-------	-------

Scored bests come from PRE-SEASON DATA

▶ 800m	16	Kaylee DODD	SR	2:04.68	2/17/17	1.25	0.35	1.60
--------	----	-------------	----	---------	---------	------	------	------

**Team Total 1.60**

"Scrd As", short for "Scored As", Standing used for place points portion of performance's score combining preseason data (when applied) to current season data

Numbers in BLACK are both the performance's actual NCAA rank AND "scored as" rank Numbers in RED indicate actual NCAA rank does not exist or is worse than "scored as" rank Numbers in BLUE indicate actual NCAA rank is better than "scored as" rank

USTFCCCA Non-Member

Non-Member Schools Will NOT be ranked, beginning Week 2



## 2018 Indoor Track &amp; Field, Week #2

Only those who score >0.01 pts are shown  
D denotes multiple-event rule in affect

## WOMEN

89



Tennessee Tech

Ohio Valley Conference

unch

Event	Scrd As	Athlete	Yr	Scored Mark	Date	Pl. Pts.	Bonus	TOTAL
-------	---------	---------	----	-------------	------	----------	-------	-------

## Scored bests come from CURRENT season

▶ 400	35	D'Airien JACKSON	JR	53.57 OT	1/12/18	0.01	0.08	0.09
-------	----	------------------	----	----------	---------	------	------	------

## Scored bests come from PRE-SEASON DATA

▶ 400	17	NaAsha ROBINSON	JR	53.20	2/3/17	1	0.26	1.26
-------	----	-----------------	----	-------	--------	---	------	------

Team Total

1.36

90



Richmond

Atlantic 10 Conference

▼40

Event	Scrd As	Athlete	Yr	Scored Mark	Date	Pl. Pts.	Bonus	TOTAL
-------	---------	---------	----	-------------	------	----------	-------	-------

## Scored bests come from CURRENT season

▶ DMR	12	Corbosiero, Acosta, Fazio, Preschutti		11:35.71	1/26/18	1	0.30	1.30
-------	----	--	--	----------	---------	---	------	------

Team Total

1.30

91



TCU

Big 12 Conference

unch

Event	Scrd As	Athlete	Yr	Scored Mark	Date	Pl. Pts.	Bonus	TOTAL
-------	---------	---------	----	-------------	------	----------	-------	-------

## Scored bests come from PRE-SEASON DATA

▶ 400	19	Kayla HEARD	JR	53.22	2/24/17	0.8	0.25	1.05
-------	----	-------------	----	-------	---------	-----	------	------

▶ 5000m	27	Brenley GOERTZEN	JR	16:02.80	2/24/17	0.125	0.00	0.13
---------	----	------------------	----	----------	---------	-------	------	------

▶ LJ	34	Briona OLIVER	SR	6.15m	2/10/17	0.015	0.00	0.01
------	----	---------------	----	-------	---------	-------	------	------

Team Total

1.19

92



Portland

West Coast Conference

▲4

Event	Scrd As	Athlete	Yr	Scored Mark	Date	Pl. Pts.	Bonus	TOTAL
-------	---------	---------	----	-------------	------	----------	-------	-------

## Scored bests come from CURRENT season

▶ 5000m	19	Lauren LAROCCO	JR	15:50.25	12/2/17	0.8	0.20	1.00
---------	----	----------------	----	----------	---------	-----	------	------

## Scored bests come from PRE-SEASON DATA

▶ 3000m	30	Lauren LAROCCO	JR	9:12.16	2/24/17	0.05	0.00	0.05
---------	----	----------------	----	---------	---------	------	------	------

Team Total

1.05

93



Houston

American Athletic Conference

▲4

Event	Scrd As	Athlete	Yr	Scored Mark	Date	Pl. Pts.	Bonus	TOTAL
-------	---------	---------	----	-------------	------	----------	-------	-------

## Scored bests come from PRE-SEASON DATA

▶ TJ	21	Tonyecia BURKS	SR	12.99m	42-7½	2/24/17	0.6	0.02	0.62
------	----	----------------	----	--------	-------	---------	-----	------	------

▶ WT	26	Taylor SCAIFE	JR	20.44m	67-¾	2/3/17	0.15	0.00	0.15
------	----	---------------	----	--------	------	--------	------	------	------

Team Total

0.77

94



William and Mary

Colonial Athletic Association

▲5

Event	Scrd As	Athlete	Yr	Scored Mark	Date	Pl. Pts.	Bonus	TOTAL
-------	---------	---------	----	-------------	------	----------	-------	-------

## Scored bests come from PRE-SEASON DATA

▶ 3000m	25	Regan ROME	SR	9:09.74		2/28/16	0.2	0.15	0.35
---------	----	------------	----	---------	--	---------	-----	------	------

▶ 5000m	23	Regan ROME	SR	15:58.07		2/13/16	0.4	0.00	0.40
---------	----	------------	----	----------	--	---------	-----	------	------

Team Total

0.75

95



Northwestern State

Southland Conference

▲8

Event	Scrd As	Athlete	Yr	Scored Mark	Date	Pl. Pts.	Bonus	TOTAL
-------	---------	---------	----	-------------	------	----------	-------	-------

## Scored bests come from PRE-SEASON DATA

▶ H60m	22	Daeshon GORDON	SR	8.20		2/22/17	0.5	0.22	0.72
--------	----	----------------	----	------	--	---------	-----	------	------

Team Total

0.72

96



UT Arlington

Sun Belt Conference

▲8

Event	Scrd As	Athlete	Yr	Scored Mark	Date	Pl. Pts.	Bonus	TOTAL
-------	---------	---------	----	-------------	------	----------	-------	-------

## Scored bests come from PRE-SEASON DATA

▶ HJ	20	Alexus HENRY	JR	1.82m	5-11½	2/23/16	0.7	0.00	0.70
------	----	--------------	----	-------	-------	---------	-----	------	------

Team Total

0.70

97



Stephen F. Austin

Southland Conference

▲5

Event	Scrd As	Athlete	Yr	Scored Mark	Date	Pl. Pts.	Bonus	TOTAL
-------	---------	---------	----	-------------	------	----------	-------	-------

## Scored bests come from CURRENT season

▶ PV	21	Carson DINGLER	FR	4.20m	13-9¼	12/9/17	0.6	0.09	0.69
------	----	----------------	----	-------	-------	---------	-----	------	------

Team Total

0.69

"Scrd As", short for "Scored As", Standing used for place points portion of performance's score combining preseason data (when applied) to current season data

Numbers in BLACK are both the performance's actual NCAA rank AND "scored as" rank Numbers in RED indicate actual NCAA rank does not exist or is worse than "scored as" rank Numbers in BLUE indicate actual NCAA rank is better than "scored as" rank

USTFCCCA Non-Member

Non-Member Schools Will NOT be ranked, beginning Week 2



## 2018 Indoor Track &amp; Field, Week #2

Only those who score >0.01 pts are shown  
D denotes multiple-event rule in affect

## WOMEN

98



Loyola Marymount

West Coast Conference

▲ 2

Event	Scrd As	Athlete	Yr	Scored Mark	Date	Pl. Pts.	Bonus	TOTAL
-------	---------	---------	----	-------------	------	----------	-------	-------

Scored bests come from CURRENT season

5000m	22	Danielle SHANAHAN	SR	15:54.30	12/2/17	0.5	0.07	0.57
-------	----	-------------------	----	----------	---------	-----	------	------

Team Total 0.57

99



Sam Houston State

Southland Conference

▲ 8

Event	Scrd As	Athlete	Yr	Scored Mark	Date	Pl. Pts.	Bonus	TOTAL
-------	---------	---------	----	-------------	------	----------	-------	-------

Scored bests come from PRE-SEASON DATA

TJ	22	Tristyn ALLEN	JR	12.96m	42-6%	2/10/17	0.5	0.00	0.50
----	----	---------------	----	--------	-------	---------	-----	------	------

SP	33	Kristine HANKS	SR	16.06m	52-8%	2/10/17	0.02	0.00	0.02
----	----	----------------	----	--------	-------	---------	------	------	------

Team Total 0.52

100



North Dakota State

The Summit League

▲ 6

Event	Scrd As	Athlete	Yr	Scored Mark	Date	Pl. Pts.	Bonus	TOTAL
-------	---------	---------	----	-------------	------	----------	-------	-------

Scored bests come from CURRENT season


WT	28	Maddy NILLES	SO	20.32m	66-8	1/20/18	0.1	0.00	0.10
----	----	--------------	----	--------	------	---------	-----	------	------

Scored bests come from PRE-SEASON DATA

SP	23	Courtney PASIOWITZ	SR	16.50m	54-1%	1/30/16	0.4	0.00	0.40
----	----	--------------------	----	--------	-------	---------	-----	------	------

Team Total 0.50

101



Temple

American Athletic Conference

▲ 41

Event	Scrd As	Athlete	Yr	Scored Mark	Date	Pl. Pts.	Bonus	TOTAL
-------	---------	---------	----	-------------	------	----------	-------	-------

Scored bests come from CURRENT season

DMR	17	Howard, Smith, Holm Gottlieb, Jones		11:42.90	1/26/18	0.5	0.00	0.50
-----	----	--	--	----------	---------	-----	------	------

Team Total 0.50

102



North Carolina A&amp;T

Mid-Eastern Athletic Conference

▲ 32

Event	Scrd As	Athlete	Yr	Scored Mark	Date	Pl. Pts.	Bonus	TOTAL
-------	---------	---------	----	-------------	------	----------	-------	-------

Scored bests come from CURRENT season

H60m	24	Kayla WHITE	JR	8.21	1/26/18	0.3	0.18	0.48
------	----	-------------	----	------	---------	-----	------	------

Team Total 0.48

103



San Jose State

Mountain West Conference

▲ 7

Event	Scrd As	Athlete	Yr	Scored Mark	Date	Pl. Pts.	Bonus	TOTAL
-------	---------	---------	----	-------------	------	----------	-------	-------

Scored bests come from CURRENT season

LJ	23	Destiny LONGMIRE	SO	6.24m	20-5%	1/12/18	0.4	0.01	0.41
----	----	------------------	----	-------	-------	---------	-----	------	------

Team Total 0.41

104



Texas State

Sun Belt Conference

▲ 14

Event	Scrd As	Athlete	Yr	Scored Mark	Date	Pl. Pts.	Bonus	TOTAL
-------	---------	---------	----	-------------	------	----------	-------	-------

Scored bests come from CURRENT season


TJ	26	Mylana HEARN	SR	12.93m	42-5%	1/27/18	0.15	0.00	0.15
----	----	--------------	----	--------	-------	---------	------	------	------

Scored bests come from PRE-SEASON DATA

HJ	26	Chelsie DECOUD	SR	1.80m	5-10%	1/28/17	0.15	0.00	0.15
----	----	----------------	----	-------	-------	---------	------	------	------

Team Total 0.30

105



Boston College

Atlantic Coast Conference

▲ 37

Event	Scrd As	Athlete	Yr	Scored Mark	Date	Pl. Pts.	Bonus	TOTAL
-------	---------	---------	----	-------------	------	----------	-------	-------

Scored bests come from CURRENT season

DMR	19	Thompson, McCabe, Ahern, Raftis		11:45.61	1/26/18	0.3	0.00	0.30
-----	----	------------------------------------	--	----------	---------	-----	------	------

Team Total 0.30

106



Connecticut

American Athletic Conference

▼ 1

Event	Scrd As	Athlete	Yr	Scored Mark	Date	Pl. Pts.	Bonus	TOTAL
-------	---------	---------	----	-------------	------	----------	-------	-------

Scored bests come from PRE-SEASON DATA

400	35	Kat SURIN	JR	53.57		2/24/17	0.01	0.08	0.09
-----	----	-----------	----	-------	--	---------	------	------	------

SP	26	Divine OLADIPO	SO	16.41m	53-10%	2/24/17	0.15	0.00	0.15
----	----	----------------	----	--------	--------	---------	------	------	------

Team Total 0.24

"Scrd As", short for "Scored As", Standing used for place points portion of performance's score combining preseason data (when applied) to current season data

Numbers in BLACK are both the performance's actual NCAA rank AND "scored as" rank Numbers in RED indicate actual NCAA rank does not exist or is worse than "scored as" rank Numbers in BLUE indicate actual NCAA rank is better than "scored as" rank

USTFCCCA Non-Member

Non-Member Schools Will NOT be ranked, beginning Week 2



## 2018 Indoor Track &amp; Field, Week #2

Only those who score >0.01 pts are shown  
D denotes multiple-event rule in affect

## WOMEN

107

Brown  
Ivy League

▲ 15

Event	Scrd As	Athlete	Yr	Scored Mark	Date	Pl. Pts.	Bonus	TOTAL
-------	---------	---------	----	-------------	------	----------	-------	-------

## Scored bests come from CURRENT season

▶ DMR	21	Valentine, Waldman, Van Pernis, Bellows		11:49.35	1/26/18	0.1	0.00	0.10
▶ PENT	34	Carly PAUL	JR	3,905	12/8/17	0.015	0.00	0.01

## Scored bests come from PRE-SEASON DATA

▶ 3000m	29	Natalie SCHUDROWITZ	SR	9:11.61	2/10/17	0.075	0.03	0.11
---------	----	---------------------	----	---------	---------	-------	------	------

Team Total 0.22

108

West Virginia  
Big 12 Conference

▲ 7

Event	Scrd As	Athlete	Yr	Scored Mark	Date	Pl. Pts.	Bonus	TOTAL
-------	---------	---------	----	-------------	------	----------	-------	-------

## Scored bests come from CURRENT season

▶ PV	30	Maddie GARDNER	JR	4.15m 13-7½	12/2/17	0.05	0.00	0.05
------	----	----------------	----	-------------	---------	------	------	------

## Scored bests come from PRE-SEASON DATA

▶ TJ	26	Shamoya MCNEIL	SR	12.93m 42-5½	2/3/17	0.15	0.00	0.15
------	----	----------------	----	--------------	--------	------	------	------

Team Total 0.20

109

Albany  
America East Conference

▲ 33

Event	Scrd As	Athlete	Yr	Scored Mark	Date	Pl. Pts.	Bonus	TOTAL
-------	---------	---------	----	-------------	------	----------	-------	-------

## Scored bests come from CURRENT season

▶ DMR	20	Muñoz MarquOs, Snyder, Toure, Reinhardt		11:48.31	1/26/18	0.2	0.00	0.20
-------	----	---	--	----------	---------	-----	------	------

Team Total 0.20

110

Fresno State  
Mountain West Conference

▲ 7

Event	Scrd As	Athlete	Yr	Scored Mark	Date	Pl. Pts.	Bonus	TOTAL
-------	---------	---------	----	-------------	------	----------	-------	-------

## Scored bests come from PRE-SEASON DATA

▶ HJ	26	Varvara KLYUCHNIKOVA	JR	1.80m 5-10½	1/27/17	0.15	0.00	0.15
▶ WT	31	Tiffany GILMORE	JR	20.10m 65-11½	2/23/17	0.04	0.00	0.04

Team Total 0.19

111

Eastern Washington  
Big Sky Conference

▲ 1

Event	Scrd As	Athlete	Yr	Scored Mark	Date	Pl. Pts.	Bonus	TOTAL
-------	---------	---------	----	-------------	------	----------	-------	-------

## Scored bests come from PRE-SEASON DATA

▶ 60m	29	Rebecca TARBERT	SR	7.31	12/3/16	0.075	0.10	0.18
-------	----	-----------------	----	------	---------	-------	------	------

Team Total 0.18

112

Hawai'i  
Mountain Pacific Sports Federation

▲ 7

Event	Scrd As	Athlete	Yr	Scored Mark	Date	Pl. Pts.	Bonus	TOTAL
-------	---------	---------	----	-------------	------	----------	-------	-------

## Scored bests come from PRE-SEASON DATA

▶ HJ	26	Lily LOWE	SO	1.80m 5-10½	2/24/17	0.15	0.00	0.15
------	----	-----------	----	-------------	---------	------	------	------

Team Total 0.15

112

Rutgers  
Big Ten Conference

▲ 7

Event	Scrd As	Athlete	Yr	Scored Mark	Date	Pl. Pts.	Bonus	TOTAL
-------	---------	---------	----	-------------	------	----------	-------	-------

## Scored bests come from PRE-SEASON DATA

▶ HJ	26	Rhonda ROGOMBE	JR	1.80m 5-10½	1/9/16	0.15	0.00	0.15
------	----	----------------	----	-------------	--------	------	------	------

Team Total 0.15

114

East Carolina  
American Athletic Conference

▼ 1

Event	Scrd As	Athlete	Yr	Scored Mark	Date	Pl. Pts.	Bonus	TOTAL
-------	---------	---------	----	-------------	------	----------	-------	-------

## Scored bests come from PRE-SEASON DATA

▶ WT	27	Mohogany BAKER	SR	20.39m 66-10½	2/29/16	0.125	0.00	0.13
------	----	----------------	----	---------------	---------	-------	------	------

Team Total 0.13

115

Montana  
Big Sky Conference

▲ 1

Event	Scrd As	Athlete	Yr	Scored Mark	Date	Pl. Pts.	Bonus	TOTAL
-------	---------	---------	----	-------------	------	----------	-------	-------

## Scored bests come from PRE-SEASON DATA

▶ 60m	34	Alanna VANN	SR	7.33	12/3/16	0.015	0.01	0.03
▶ PENT	28	Erika MCLEOD	SR	3,955	2/23/17	0.1	0.00	0.10

Team Total 0.13

"Scrd As", short for "Scored As", Standing used for place points portion of performance's score combining preseason data (when applied) to current season data

Numbers in BLACK are both the performance's actual NCAA rank AND "scored as" rank Numbers in RED indicate actual NCAA rank does not exist or is worse than "scored as" rank Numbers in BLUE indicate actual NCAA rank is better than "scored as" rank

USTFCCCA Non-Member

Non-Member Schools Will NOT be ranked, beginning Week 2



# USTFCCCA NCAA Division I National Team Computer Rankings

## 2018 Indoor Track & Field, Week #2

as of 1/29/2018 9:32:18 AM

Only those who score >0.01 pts are shown  
D denotes multiple-event rule in affect

### WOMEN

#### 116 Virginia ▲ 8 Atlantic Coast Conference

Event	Scrd As	Athlete	Yr	Scored Mark	Date	Pl. Pts.	Bonus	TOTAL
Scored bests come from PRE-SEASON DATA								
PV	27	Bridget GUY	SR	4.17m	2/27/16	0.125	0.00	0.13
Team Total								0.13

#### 117 New Orleans ▲ 6 Southland Conference

Event	Scrd As	Athlete	Yr	Scored Mark	Date	Pl. Pts.	Bonus	TOTAL
Scored bests come from PRE-SEASON DATA								
H60m	32	Alexia FORTENBERRY	SR	8.24	2/20/15	0.03	0.08	0.11
Team Total								0.11

#### 118 Pittsburgh ▼ 7 Atlantic Coast Conference

Event	Scrd As	Athlete	Yr	Scored Mark	Date	Pl. Pts.	Bonus	TOTAL
Scored bests come from CURRENT season								
4x400	21	Harvey, Newkirk, Ismail, Garland		3:40.73	1/26/18	0.1	0.00	0.10
Team Total								0.10

#### 119 Dartmouth ▲ 10 Ivy League

Event	Scrd As	Athlete	Yr	Scored Mark	Date	Pl. Pts.	Bonus	TOTAL
Scored bests come from PRE-SEASON DATA								
LJ	29	Cha'Mia ROTHWELL	SO	6.17m	2/25/17	0.075	0.00	0.08
Team Total								0.08

#### 119 Idaho ▲ 10 Big Sky Conference

Event	Scrd As	Athlete	Yr	Scored Mark	Date	Pl. Pts.	Bonus	TOTAL
Scored bests come from CURRENT season								
LJ	29	Rechelle MEADE	SO	6.17m	1/13/18	0.075	0.00	0.08
Team Total								0.08

#### 119 Illinois State ▲ 10 Missouri Valley Conference

Event	Scrd As	Athlete	Yr	Scored Mark	Date	Pl. Pts.	Bonus	TOTAL
Scored bests come from PRE-SEASON DATA								
LJ	29	Amanda MCCLAIN	JR	6.17m	2/25/17	0.075	0.00	0.08
Team Total								0.08

#### 119 North Dakota ▲ 5 Big Sky Conference

Event	Scrd As	Athlete	Yr	Scored Mark	Date	Pl. Pts.	Bonus	TOTAL
Scored bests come from CURRENT season								
WT	29	Molli DETLOFF	SR	20.23m	1/13/18	0.075	0.00	0.08
Team Total								0.08

#### 119 UTEP ▲ 7 Conference USA

Event	Scrd As	Athlete	Yr	Scored Mark	Date	Pl. Pts.	Bonus	TOTAL
Scored bests come from PRE-SEASON DATA								
PENT	29	Lucia MOKRASOVA	SR	3,950	2/6/16	0.075	0.00	0.08
Team Total								0.08

#### 124 Austin Peay ▲ 5 Ohio Valley Conference

Event	Scrd As	Athlete	Yr	Scored Mark	Date	Pl. Pts.	Bonus	TOTAL
Scored bests come from CURRENT season								
PV	30	Savanah AMATO	JR	4.15m	1/19/18	0.05	0.00	0.05
Team Total								0.05

#### 124 Southern Illinois ▲ 3 Missouri Valley Conference

Event	Scrd As	Athlete	Yr	Scored Mark	Date	Pl. Pts.	Bonus	TOTAL
Scored bests come from CURRENT season								
WT	30	Alexis ROBERSON	SO	20.19m	1/13/18	0.05	0.00	0.05
Team Total								0.05

"Scrd As", short for "Scored As", Standing used for place points portion of performance's score combining preseason data (when applied) to current season data

Numbers in BLACK are both the performance's actual NCAA rank AND "scored as" rank Numbers in RED indicate actual NCAA rank does not exist or is worse than "scored as" rank Numbers in BLUE indicate actual NCAA rank is better than "scored as" rank

USTFCCCA Non-Member

Non-Member Schools Will NOT be ranked, beginning Week 2



# USTFCCCA NCAA Division I National Team Computer Rankings

## 2018 Indoor Track & Field, Week #2

as of 1/29/2018 9:32:18 AM

Only those who score >0.01 pts are shown  
D denotes multiple-event rule in affect

### WOMEN

124



**Tulane**

American Athletic Conference

▼ 47

Event	Scrd As	Athlete	Yr	Scored Mark	Date	Pl. Pts.	Bonus	TOTAL
-------	---------	---------	----	-------------	------	----------	-------	-------

Scored bests come from CURRENT season

▶ PV	30	Rebekah MARKEL	JR	4.15m	13-7½	1/25/18	0.05	0.00	0.05
------	----	----------------	----	-------	-------	---------	------	------	------

**Team Total 0.05**

127



**Charlotte**

Conference USA

▲ 2

Event	Scrd As	Athlete	Yr	Scored Mark	Date	Pl. Pts.	Bonus	TOTAL
-------	---------	---------	----	-------------	------	----------	-------	-------

Scored bests come from CURRENT season

▶ 5000m	31	Caroline SANG	JR	16:04.60	12/2/17	0.04	0.00	0.04
---------	----	---------------	----	----------	---------	------	------	------

**Team Total 0.04**

127



**Utah State**

Mountain West Conference

▼ 32

Event	Scrd As	Athlete	Yr	Scored Mark	Date	Pl. Pts.	Bonus	TOTAL
-------	---------	---------	----	-------------	------	----------	-------	-------

Scored bests come from CURRENT season

▶ SP	31	Brenn FLINT	JR	16.09m	52-9½	1/19/18	0.04	0.00	0.04
------	----	-------------	----	--------	-------	---------	------	------	------

**Team Total 0.04**

129



**Appalachian State**

Sun Belt Conference

▲ 6

Event	Scrd As	Athlete	Yr	Scored Mark	Date	Pl. Pts.	Bonus	TOTAL
-------	---------	---------	----	-------------	------	----------	-------	-------

Scored bests come from PRE-SEASON DATA

▶ TJ	34	Chelsey HARGRAVE	SR	12.82m	42-¾	3/4/17	0.015	0.00	0.01
------	----	------------------	----	--------	------	--------	-------	------	------

**Team Total 0.01**

"Scrd As", short for "Scored As", Standing used for place points portion of performance's score combining preseason data (when applied) to current season data

Numbers in BLACK are both the performance's actual NCAA rank AND "scored as" rank Numbers in RED indicate actual NCAA rank does not exist or is worse than "scored as" rank Numbers in BLUE indicate actual NCAA rank is better than "scored as" rank

USTFCCCA Non-Member

Non-Member Schools Will NOT be ranked, beginning Week 2