



# USTFCCCA NCAA Division I National Team Computer Rankings

as of 4/2/2018 10:51:24 AM

## 2018 Outdoor Track & Field, Week #1

Only those who score >0.01 pts are shown  
D denotes multiple-event rule in affect

MEN

1



Florida

Southeastern Conference

3

Event	Scrd As	Athlete	Yr	Scored Mark	Date	Pl. Pts.	Bonus	TOTAL
Scored bests come from CURRENT season								
400	24	Chantz SAWYERS	FR	45.88	3/29/18	1	0.37	1.37
400	38	Benjamin VEDEL	FR	46.20	3/29/18	0.3	0.11	0.41
1500	62	Jack GUYTON	JR	3:43.57	3/29/18		0.06	0.06
110H	36	Cory POOLE	FR	13.90 (0.1)	3/23/18	0.4	0.08	0.48
400H	9	Cory POOLE	FR	50.35	3/29/18	14	0.92	14.92
4x100	4	Timpson, Jr, Sawyers, Holloway, Clark		39.15	3/29/18	24	1.88	25.88
4x400	1	Fasasi, Holloway, Sawyers, Vedel		3:01.00	3/29/18	30	3.75	33.75
HJ	7	Clayton BROWN	SO	2.23m 7-3½	3/29/18	18	1.31	19.31
HJ	35	Jhonny VICTOR	JR	2.16m 7-1	3/29/18	0.45	0.03	0.48
TJ	5	Clayton BROWN	SO	16.40m 53-9½ (0.7)	3/23/18	22	1.74	23.74
SP	32	Connor BANDEL	FR	18.76m 61-6½	3/23/18	0.6	0.00	0.60
HT	4	Anders ERIKSSON	JR	73.31m 240-6	3/29/18	24	2.56	26.56
HT	7	Thomas MARDAL	FR	71.88m 235-10	3/29/18	18	1.85	19.85
HT	22	AJ MCFARLAND	JR	67.31m 220-10	3/23/18	2	0.29	2.29
Scored bests come from PRE-SEASON DATA								
100	35	Ryan CLARK	JR	10.22	5/11/17	0.45	0.17	0.62
200m	36	Ryan CLARK	JR	20.59	4/2/16	0.4	0.19	0.59
400	10	Kunle FASASI	JR	45.43	4/2/16	12	0.92	12.92
110H	4	Grant HOLLOWAY	SO	13.41		24	2.41	26.41
LJ	2	KeAndre BATES	SR	8.15mw 26-9	5/27/17	28	2.90	30.90
LJ	6	Grant HOLLOWAY	SO	8.04m 26-4½	4/15/17	20	1.58	21.58
TJ	2	KeAndre BATES	SR	16.76mw 55-0		28	3.42	31.42
Team Total								294.14

2



Texas A&M

Southeastern Conference

unch

Event	Scrd As	Athlete	Yr	Scored Mark	Date	Pl. Pts.	Bonus	TOTAL
Scored bests come from CURRENT season								
400	26	Devin DIXON	SO	45.96	3/16/18	0.9	0.30	1.20
400	34	Bryce DEADMON	SO	46.12	3/16/18	0.5	0.18	0.68
400H	7	Iloilo IZU	JR	50.00	3/28/18	18	1.33	19.33
400H	26	Jackson DAVIS	SR	51.11	3/28/18	0.9	0.24	1.14
400H	39	Infinite TUCKER	SO	51.41	3/22/18	0.275	0.07	0.34
4x100	13	Warren, Comick, Deadmon, Johnson		39.65	3/28/18	8	0.84	8.84
4x400	2	Deadmon, Johnson, Izu, Dixon		3:02.74	3/28/18	28	2.92	30.92
PV	17	Jacob WOOTEN	JR	5.45m 17-10½	3/22/18	4.5	0.59	5.09
LJ	28	Tahar TRIKI	SO	7.80mw 25-7¼ (2.1)	3/22/18	0.8	0.12	0.92
TJ	22	Tahar TRIKI	SO	15.86m 52-½ (-1.2)	3/16/18	2	0.30	2.30
JAV	10	Sam HARDIN	SR	73.42m 240-10	3/16/18	12	0.59	12.59
JAV	33	William PETERSSON	SO	69.80m 229-0	3/28/18	0.55	0.00	0.55
DEC	16	Nathan HITE	JR	7,491	3/28/18	5	0.51	5.51
Scored bests come from PRE-SEASON DATA								
400	13	Mylik KERLEY	SR	45.48	4/15/17	8	0.84	8.84
400	25	Richard ROSE	JR	45.89	5/27/17	0.95	0.36	1.31
400	32	Robert GRANT	SR	46.09	4/15/17	0.6	0.20	0.80
800m	2	Devin DIXON	SO	1:45.71	5/11/17	28	2.15	30.15
800m	45	JaQwae ELLISON	JR	1:48.54	4/16/16	0.125	0.06	0.19
400H	5	Robert GRANT	SR	49.15	5/11/17	22	2.41	24.41
HJ	23	Garrett CRAGIN	SR	2.18m 7-1½	3/29/17	1.5	0.31	1.81
PV	3	Audie WYATT	SR	5.70m 18-8½	4/6/17	26	2.43	28.43
LJ	4	Will WILLIAMS	SR	8.09mw 26-6½	5/27/17	24	2.18	26.18
HT	32	Austin COOK	SR	65.45m 214-8	5/27/17	0.6	0.00	0.60
JAV	1	Ioannis KYRIAZIS	SR	88.01m 288-9	3/29/17	30	7.06	37.06
Team Total								249.17

"Scrd As", short for "Scored As", Standing used for place points portion of performance's score combining preseason data (when applied) to current season data

Numbers in BLACK are both the performance's actual NCAA rank AND "scored as" rank Numbers in RED indicate actual NCAA rank does not exist or is worse than "scored as" rank Numbers in BLUE indicate actual NCAA rank is better than "scored as" rank

USTFCCCA Non-Member

Non-Member Schools Will NOT be ranked, beginning Week 2



# USTFCCCA NCAA Division I National Team Computer Rankings

as of 4/2/2018 10:51:24 AM

## 2018 Outdoor Track & Field, Week #1

Only those who score >0.01 pts are shown  
D denotes multiple-event rule in affect

MEN

3



Houston

American Athletic Conference

unch

Event	Scrd As	Athlete	Yr	Scored Mark	Date	Pl. Pts.	Bonus	TOTAL
Scored bests come from CURRENT season								
100	20	John LEWIS III	JR	10.13w (3.5)	3/24/18	3	0.47	3.47
400H	8	Amere LATTIN	JR	50.29	3/28/18	16	0.99	16.99
400H	26	Quivell JORDAN	FR	51.11	3/22/18	0.9	0.24	1.14
4x100	3	Lewis III, Hall, Alexander, Burrell		38.92	3/28/18	26	2.51	28.51
4x400	13	Burke, Franklin, Jefferson, Jordan		3:07.81	3/28/18	8	0.82	8.82
JAV	21	Jack THOMAS	SR	71.58m 234-10	3/15/18	2.5	0.25	2.75
Scored bests come from PRE-SEASON DATA								
100	1	Cameron BURRELL	SR	9.93	6/7/17	30	2.27	32.27
100	7	Elijah HALL	SR	10.00w	4/27/17	18	1.55	19.55
100	22	Mario BURKE	JR	10.17w	4/27/17	2	0.34	2.34
200m	1	Elijah HALL	SR	19.96w	5/12/17	30	2.95	32.95
200m	21	Jacarias MARTIN	JR	20.49w	5/27/17	2.5	0.36	2.86
200m	26	Mario BURKE	JR	20.52w	5/12/17	0.9	0.31	1.21
400	7	Kahmari MONTGOMERY	JR	45.13	5/14/16	18	1.58	19.58
Steeple	1	Brian BARRAZA	RS SR	8:32.48	4/22/17	30	2.80	32.80
5000m	38	Brian BARRAZA	RS SR	13:52.52	4/28/16	0.3	0.17	0.47
10k	24	Brian BARRAZA	RS SR	29:04.11	4/1/16	1	0.32	1.32
110H	10	Amere LATTIN	JR	13.59	5/15/16	12	1.10	13.10
LJ	19	Trumaine JEFFERSON	JR	7.87mw 25-10	5/12/17	3.5	0.40	3.90
LJ	21	Antwan DICKERSON	SR	7.86mw 25-9½	5/12/17	2.5	0.36	2.86
LJ	28	Cameron BURRELL	SR	7.80m 25-7½	5/15/16	0.8	0.12	0.92
TJ	30	Jared KERR	SR	15.77mw 51-9	5/12/17	0.7	0.16	0.86
SP	28	Cameron CORNELIUS	SR	18.88m 61-11½	3/16/17	0.8	0.02	0.82
SP	46	Felipe VALENCIA	RS JR	18.28m 59-11½	4/23/16	0.1	0.00	0.10
DEC	24	Nathaniel MECHLER	SO	7,374	5/12/17	1	0.20	1.20
Team Total								230.77

4



Oregon

Pac-12 Conference

▼ 3

Event	Scrd As	Athlete	Yr	Scored Mark	Date	Pl. Pts.	Bonus	TOTAL
Scored bests come from CURRENT season								
1500	4	Sam PRAKEL	SR	3:39.75	3/30/18	24	1.25	25.25
1500	5	Mick STANOVSEK	SO	3:39.96	3/30/18	22	1.17	23.17
1500	8	Reed BROWN	FR	3:40.28	3/30/18	16	1.03	17.03
5000m	36	James WEST	JR	13:52.29	3/30/18	0.4	0.18	0.58
10k	29	Tanner ANDERSON	SO	29:07.39	3/30/18	0.75	0.26	1.01
4x100	21	Webb, Shellmire, Gillespie, Canady		39.94	3/24/18	2.5	0.41	2.91
JAV	42	Jackson VAN VUREN	SO	68.70m 225-4	3/24/18	0.2	0.00	0.20
Scored bests come from PRE-SEASON DATA								
100	2	Damarcus SIMPSON	SR	9.94w	5/27/17	28	2.17	30.17
100	10	Cravon GILLESPIE	RS JR	10.04w	5/14/16	12	1.15	13.15
200m	6	Cravon GILLESPIE	RS JR	20.20	5/14/16	20	1.64	21.64
400	35	Orwin EMILIE	JR	46.14c (46.03)	5/6/17	0.45	0.16	0.61
1500	3	James WEST	JR	3:39.65	6/14/17	26	1.30	27.30
1500	6	Matthew MATON	RS SO	3:39.97	5/14/16	20	1.16	21.16
1500	9	Blake HANEY	SR	3:40.40	6/9/17	14	0.98	14.98
1500	19	Austin TAMAGNO	SO	3:41.33	4/13/17	3.5	0.60	4.10
10k	36	Travis NEUMAN	SR	29:09.39	4/4/15	0.4	0.23	0.63
110H	35	Braxton CANADY	SO	13.89w	5/13/17	0.45	0.10	0.55
PV	13	Cole WALSH	SR	5.50m 18-½	4/13/17	8	0.79	8.79
LJ	14	Damarcus SIMPSON	SR	7.95mw 26-1	5/13/17	7	0.77	7.77
DISC	30	Drake BRENNAN	JR	56.88m 186-7	5/6/16	0.7	0.09	0.79
JAV	17	John NIZICH	JR	71.89m 235-10	5/15/16	4.5	0.30	4.80
Team Total								226.58

"Scrd As", short for "Scored As", Standing used for place points portion of performance's score combining preseason data (when applied) to current season data

Numbers in BLACK are both the performance's actual NCAA rank AND "scored as" rank Numbers in RED indicate actual NCAA rank does not exist or is worse than "scored as" rank Numbers in BLUE indicate actual NCAA rank is better than "scored as" rank

USTFCCCA Non-Member

Non-Member Schools Will NOT be ranked, beginning Week 2



# USTFCCCA NCAA Division I National Team Computer Rankings

as of 4/2/2018 10:51:25 AM

## 2018 Outdoor Track & Field, Week #1

Only those who score >0.01 pts are shown  
D denotes multiple-event rule in affect

MEN

5



**Southern California**

Pac-12 Conference

▲ 2

Event	Scrd As	Athlete	Yr	Scored Mark	Date	Pl. Pts.	Bonus	TOTAL
Scored bests come from CURRENT season								
200m	11	Michael NORMAN	SO	20.37 (1.0)	3/23/18	10	0.78	10.78
200m	33	Zach SHINNICK	FR	20.58 (1.0)	3/23/18	0.55	0.20	0.75
4x100	2	Barnum, Morgan Jr, Shinnick, Norman		38.88	3/23/18	28	2.62	30.62
4x400	49	Ford, Samuel, Barnum, Shinnick		3:12.46	3/23/18	0.025	0.00	0.03
HJ	42	Earnie SEARS	FR	2.15m 7-½	3/16/18	0.2	0.00	0.20
Scored bests come from PRE-SEASON DATA								
100	33	TJ BROCK	SO	10.21w	3/29/17	0.55	0.21	0.76
200m	26	Christian SOURAPAS	JR	20.52w	5/13/17	0.9	0.31	1.21
200m	47	Rai BENJAMIN	JR	20.64	3/31/17	0.075	0.10	0.17
400	3	Michael NORMAN	SO	44.88		26	2.20	28.20
400	11	Ricky MORGAN JR	SR	45.44	5/27/17	10	0.91	10.91
400	19	Rai BENJAMIN	JR	45.72	4/29/17	3.5	0.50	4.00
800m	22	Robert FORD	SR	1:47.57	4/16/16	2	0.46	2.46
110H	6	Marquis MORRIS	SR	13.49w		20	1.74	21.74
400H	1	Rai BENJAMIN	JR	48.33		30	3.91	33.91
LJ	7	Eric SLOAN	SR	8.03mw 26-4¼	5/27/17	18	1.46	19.46
TJ	1	Eric SLOAN	SR	16.92m 55-6¼	5/27/17	30	4.17	34.17
TJ	32	Dominic SMALLWOOD	SR	15.76mw 51-8¼	5/13/17	0.6	0.14	0.74
SP	15	Nicholas PONZIO	SR	19.53m 64-1	6/10/15	6	0.73	6.73
SP	22	Matthew KATNIK	JR	19.12m 62-8¼	5/27/17	2	0.28	2.28
DISC	37	Nicholas PONZIO	SR	56.47m 185-3	5/3/15	0.35	0.00	0.35
Team Total								209.44

6



**Texas Tech**

Big 12 Conference

▲ 2

Event	Scrd As	Athlete	Yr	Scored Mark	Date	Pl. Pts.	Bonus	TOTAL
Scored bests come from CURRENT season								
110H	49	Dorian WILLIAMS	SR	13.99w (2.9)	3/16/18	0.025	0.00	0.03
400H	38	Norman GRIMES	FR	51.40	3/23/18	0.3	0.08	0.38
4x100	32	Latson, Oduduru, Hudson, Brown		40.21	3/28/18	0.6	0.17	0.77
4x400	40	Carr, Grimes, Richmond, McNary		3:11.44	3/23/18	0.25	0.11	0.36
PV	25	Brandon BRAY	SO	5.35m 17-6½	3/28/18	0.95	0.18	1.13
LJ	5	Odaine LEWIS	JR	8.08mw 26-6¼ (2.1)	3/23/18	22	2.06	24.06
DISC	9	Eric KICINSKI	JR	59.64m 195-8	3/23/18	14	1.05	15.05
Scored bests come from PRE-SEASON DATA								
100	16	Divine ODUDURU	SO	10.10w	4/22/17	5	0.64	5.64
200m	15	Andrew HUDSON	JR	20.43	4/6/17	6	0.56	6.56
200m	44	Divine ODUDURU	SO	20.62w	4/22/17	0.15	0.13	0.28
400	4	Steven CHAMPLIN	SR	45.01	4/28/17	24	1.88	25.88
800m	10	Charles JONES	SR	1:46.70	4/6/17	12	1.10	13.10
800m	25	Vincent CRISP	JR	1:47.66	4/6/17	0.95	0.40	1.35
110H	28	Darien TENNON	SR	13.86w	5/12/17	0.8	0.18	0.98
400H	28	Darien TENNON	SR	51.19	4/18/15	0.8	0.19	0.99
HJ	2	Trey CULVER	SR	2.26m 7-5	4/2/16	28	2.45	30.45
PV	11	Drew MCMICHAEL	JR	5.51m 18-1	5/12/17	10	0.83	10.83
LJ	1	Charles BROWN	JR	8.25mw 27-1	4/15/17	30	4.10	34.10
LJ	9	Justin HALL	SO	8.01mw 26-3½	4/15/17	14	1.25	15.25
TJ	17	Charles BROWN	JR	16.05m 52-8	5/28/16	4.5	0.60	5.10
TJ	35	Odaine LEWIS	JR	15.73m 51-7¼	4/22/17	0.45	0.09	0.54
JAV	15	Werner BOUWER	SO	72.16m 236-9	3/17/17	6	0.35	6.35
Team Total								199.18

"Scrd As", short for "Scored As", Standing used for place points portion of performance's score combining preseason data (when applied) to current season data

Numbers in BLACK are both the performance's actual NCAA rank AND "scored as" rank Numbers in RED indicate actual NCAA rank does not exist or is worse than "scored as" rank Numbers in BLUE indicate actual NCAA rank is better than "scored as" rank

USTFCCCA Non-Member

Non-Member Schools Will NOT be ranked, beginning Week 2



# USTFCCCA NCAA Division I National Team Computer Rankings

as of 4/2/2018 10:51:25 AM

## 2018 Outdoor Track & Field, Week #1

Only those who score >0.01 pts are shown  
D denotes multiple-event rule in affect

### MEN

7



Georgia

Southeastern Conference

▼ 2

Event	Scrd As	Athlete	Yr	Scored Mark	Date	Pl. Pts.	Bonus	TOTAL
Scored bests come from CURRENT season								
▶ 110H	11	Michael NICHOLLS	JR	13.62w (3.6)	3/28/18	10	0.93	10.93
▶ 4x100	10	Williams, Greene, Nicholls, Nance		39.50	3/28/18	12	1.11	13.11
▶ HT	1	Denzel COMENENTIA	JR	76.29m 250-3	3/28/18	30	4.70	34.70
Scored bests come from PRE-SEASON DATA								
▶ 100	6	Kendal WILLIAMS	JR	9.99w	3/29/17	20	1.65	21.65
▶ 100	12	Cejhae GREENE	SR	10.05		9	1.05	10.05
▶ 200m	10	Kendal WILLIAMS	JR	20.30	5/11/17	12	1.10	13.10
▶ 800m	38	Jeramey HAMPTON	JR	1:48.17	4/21/17	0.3	0.19	0.49
▶ HJ	4	Keenon LAINE	JR	2.25m 7-4½	5/11/17	24	2.03	26.03
▶ HJ	35	Darius CARBIN	SO	2.16m 7-1	4/7/17	0.45	0.03	0.48
▶ SP	3	Denzel COMENENTIA	JR	20.33m 66-8½	4/21/17	26	2.37	28.37
▶ DISC	17	Denzel COMENENTIA	JR	58.00m 190-3	5/6/17	4.5	0.45	4.95
▶ HT	31	Alex LARSSON	SR	65.84m 216-0	5/25/15	0.65	0.00	0.65
▶ DEC	1	Karl SALURI	SR	8,108	4/6/16	30	3.50	33.50
Team Total							198.00	

8



Alabama

Southeastern Conference

▼ 2

Event	Scrd As	Athlete	Yr	Scored Mark	Date	Pl. Pts.	Bonus	TOTAL
Scored bests come from CURRENT season								
▶ 100	21	Keitavious WALTER	JR	10.15w (3.8)	3/16/18	2.5	0.40	2.90
▶ 10k	3	Vincent KIPROP	JR	28:19.07	3/30/18	26	2.17	28.17
▶ 10k	4	Gilbert KIGEN	JR	28:27.31	3/30/18	24	1.70	25.70
▶ 4x100	28	Ford, Walter, Walters, Bowden		40.08	3/23/18	0.8	0.28	1.08
▶ PV	36	Jacob SPOTSWOOD	FR	5.27m 17-3½	3/16/18	0.4	0.00	0.40
Scored bests come from PRE-SEASON DATA								
▶ 100	17	Tony BROWN	SR	10.12		4.5	0.51	5.01
▶ 200m	15	Keitavious WALTER	JR	20.43	4/28/17	6	0.56	6.56
▶ 5000m	43	Alfred CHELANGA	SR	13:53.07	4/21/17	0.175	0.15	0.33
▶ 5000m	46	Gilbert KIGEN	JR	13:53.61	4/13/17	0.1	0.13	0.23
▶ 5000m	47	Vincent KIPROP	JR	13:53.74	3/31/17	0.075	0.13	0.20
▶ 10k	1	Alfred CHELANGA	SR	28:04.95	3/31/17	30	2.99	32.99
▶ 110H	2	Ruebin WALTERS	SR	13.39	5/27/17	28	2.58	30.58
▶ 110H	15	Tony BROWN	SR	13.71	6/8/16	6	0.59	6.59
▶ 400H	16	Okeen WILLIAMS	JR	50.75	3/29/17	5	0.47	5.47
▶ PV	18	Will HERRSCHER	JR	5.42m 17-9¼	4/28/17	4	0.46	4.46
▶ SP	24	Kord FERGUSON	JR	19.05m 62-6	5/13/16	1	0.21	1.21
▶ DISC	3	Kord FERGUSON	JR	61.44m 201-7	4/28/17	26	2.38	28.38
▶ DISC	22	Daniel HAUGH	JR	57.86m 189-10	4/15/17	2	0.41	2.41
▶ HT	20	Daniel HAUGH	JR	67.33m 220-10	4/7/17	3	0.30	3.30
Team Total							185.96	

"Scrd As", short for "Scored As", Standing used for place points portion of performance's score combining preseason data (when applied) to current season data

Numbers in BLACK are both the performance's actual NCAA rank AND "scored as" rank Numbers in RED indicate actual NCAA rank does not exist or is worse than "scored as" rank Numbers in BLUE indicate actual NCAA rank is better than "scored as" rank

USTFCCCA Non-Member

Non-Member Schools Will NOT be ranked, beginning Week 2



# USTFCCCA NCAA Division I National Team Computer Rankings

as of 4/2/2018 10:51:25 AM

## 2018 Outdoor Track & Field, Week #1

Only those who score >0.01 pts are shown  
D denotes multiple-event rule in affect

### MEN

9



### Mississippi State Southeastern Conference

▲ 5

Event	Scrd As	Athlete	Yr	Scored Mark		Date	Pl. Pts.	Bonus	TOTAL
Scored bests come from CURRENT season									
▶ 800m	33	Dejon DEVROE	JR	1:47.97		3/29/18	0.55	0.26	0.81
▶ 400H	32	Charles BROCKMAN, III	FR	51.26		3/29/18	0.6	0.15	0.75
▶ 400H	37	Malcum TATUM	SO	51.36		3/23/18	0.35	0.10	0.45
▶ 4x100	20	Waters, James, Conwell, Kowalchuk		39.90		3/23/18	3	0.44	3.44
▶ 4x400	8			3:07.01		3/29/18	16	1.06	17.06
▶ JAV	2	Anderson PETERS	JR	81.95m	268-10	3/23/18	28	3.91	31.91
▶ JAV	5	Nicolas QUIJERA	SR	77.94m	255-8	3/23/18	22	2.19	24.19
Scored bests come from PRE-SEASON DATA									
▶ 100	3	Lawrence CRAWFORD	JR	9.97w		4/28/17	26	1.86	27.86
▶ 400	31	Stephan JAMES	SR	46.07		3/30/17	0.65	0.22	0.87
▶ 110H	28	Ro'Derick SPEARS	RS SR	13.86		5/27/17	0.8	0.18	0.98
▶ 400H	15	Vince CASTILLO	RS SO	50.74		5/26/16	6	0.48	6.48
▶ 400H	25	Rasheed TATHAM	JR	51.04		5/11/17	0.95	0.28	1.23
▶ LJ	37	Willie REED	SR	7.76m	25-5½	4/22/17	0.35	0.00	0.35
▶ JAV	3	Curtis THOMPSON	SR	81.03m	265-10	3/26/16	26	3.43	29.43
Team Total									145.81

10



### LSU Southeastern Conference

▲ 16

Event	Scrd As	Athlete	Yr	Scored Mark		Date	Pl. Pts.	Bonus	TOTAL
Scored bests come from CURRENT season									
▶ 110H	5	Damion THOMAS	FR	13.43w	(3.6)	3/28/18	22	2.24	24.24
▶ 400H	22	Christian BOYD	JR	51.00		3/23/18	2	0.30	2.30
▶ 4x100	1	Vincent, Howell, Mosby, Flournoy		38.84		3/23/18	30	2.73	32.73
▶ 4x400	10	Thompson, Mosby, Howell, Flournoy		3:07.16		3/23/18	12	1.01	13.01
▶ TJ	37	Da'Quan BELLARD	JR	15.71m	51-6½ (2.0)	3/28/18	0.35	0.06	0.41
▶ HT	5	Jake NORRIS	FR	72.70m	238-6	3/23/18	22	2.26	24.26
Scored bests come from PRE-SEASON DATA									
▶ 200m	4	Renard HOWELL	RS SR	20.15		5/12/16	24	1.91	25.91
▶ 200m	7	Jaron FLOURNOY	JR	20.24		5/27/17	18	1.42	19.42
▶ 200m	51	Correion MOSBY	JR	20.65		4/22/17		0.08	0.08
▶ LJ	46	Rayvon GREY	SO	7.73m	25-4½	5/11/17	0.1	0.00	0.10
Team Total									142.47

11



### Arkansas Southeastern Conference

unch

Event	Scrd As	Athlete	Yr	Scored Mark		Date	Pl. Pts.	Bonus	TOTAL	
Scored bests come from CURRENT season										
▶ 100	17	Kenzo COTTON	SR	10.12w	(2.6)	3/23/18	4.5	0.51	5.01	
▶ 10k	32	Austen DALQUIST	JR	29:08.60		3/30/18	0.6	0.24	0.84	
▶ 10k	40	Gilbert BOIT	SO	29:13.31		3/30/18	0.25	0.15	0.40	
▶ 10k	60	Ryan MURPHY	FR	29:18.42		3/30/18		0.06	0.06	
▶ 110H	23	Shakiel CHATTOO	SO	13.79	(1.2)	3/28/18	1.5	0.37	1.87	
▶ 4x100	7	Hari, Mowatt, Igbokwe, Cotton		39.31		3/23/18	18	1.45	19.45	
▶ 4x400	24	Chambers, Mowatt, Winn, Cotton		3:10.30		3/23/18	1	0.28	1.28	
Scored bests come from PRE-SEASON DATA										
▶ 100	41	Roy EJIAKUEKWU	JR	10.24w		5/27/17	0.225	0.11	0.33	
▶ 200m	29	Kenzo COTTON	SR	20.54w		5/11/17	0.75	0.27	1.02	
▶ 200m	45	Roy EJIAKUEKWU	JR	20.63w		5/11/17	0.125	0.12	0.24	
▶ 200m	47	Obi IGBOKWE	JR	20.64		4/8/17	0.075	0.10	0.17	
▶ 400	14	Obi IGBOKWE	JR	45.54		4/21/17	7	0.75	7.75	
▶ 1500	21	Jack BRUCE	SR	3:41.45		4/21/17	D	2.5	0.55	2.55
▶ 5000m	7	Jack BRUCE	SR	13:38.15		4/13/17	18	1.05	19.05	
▶ 5000m	40	Cameron GRIFFITH	JR	13:52.65		4/13/17	0.25	0.17	0.42	
▶ 10k	7	Andrew RONO	RS JR	28:36.20		5/1/16	18	1.19	19.19	
▶ 110H	17	Kemar MOWATT	SR	13.75w		4/23/16	4.5	0.48	4.98	
▶ 110H	43	Larry DONALD	SR	13.96w		4/28/17	0.175	0.00	0.17	
▶ 400H	3	Kemar MOWATT	SR	48.79		5/11/17	26	3.06	29.06	
▶ 400H	18	Travius CHAMBERS	SR	50.86		5/11/17	4	0.38	4.38	
▶ 400H	20	Larry DONALD	SR	50.90		4/2/16	3	0.36	3.36	
▶ LJ	16	Harrison SCHRAGE	SO	7.93mw	26-¾	4/28/17	5	0.65	5.65	
▶ LJ	25	Laquan NAIRN	SO	7.83m	25-8¾	4/1/17	0.95	0.24	1.19	
▶ LJ	44	Rubin OWENS	SR	7.74m	25-4¾	4/23/16	0.15	0.00	0.15	
▶ TJ	20	Rubin OWENS	SR	15.97m	52-4¾	5/11/17	3	0.47	3.47	
▶ TJ	43	Laquan NAIRN	SO	15.65m	51-4¾	3/3/17	0.175	0.00	0.17	
▶ DEC	14	Gabe MOORE	JR	7,564		4/21/17	7	0.70	7.70	
Team Total									139.92	

"Scrd As", short for "Scored As", Standing used for place points portion of performance's score combining preseason data (when applied) to current season data

Numbers in BLACK are both the performance's actual NCAA rank AND "scored as" rank Numbers in RED indicate actual NCAA rank does not exist or is worse than "scored as" rank Numbers in BLUE indicate actual NCAA rank is better than "scored as" rank

USTFCCCA Non-Member

Non-Member Schools Will NOT be ranked, beginning Week 2



# USTFCCCA NCAA Division I National Team Computer Rankings

as of 4/2/2018 10:51:25 AM

## 2018 Outdoor Track & Field, Week #1

Only those who score >0.01 pts are shown  
D denotes multiple-event rule in affect

MEN

12



Kansas

Big 12 Conference

▼ 2

Event	Scrd As	Athlete	Yr	Scored Mark	Date	Pl. Pts.	Bonus	TOTAL
Scored bests come from CURRENT season								
Steeple	26	Dylan HODGSON	JR	8:47.81	3/30/18	0.9	0.34	1.24
PV	7	Hussain AL HIZAM	JR	5.60m 18-4½	3/28/18	18	1.41	19.41
Scored bests come from PRE-SEASON DATA								
200m	36	Ivan HENRY	JR	20.59w	5/12/17	0.4	0.19	0.59
400	45	Ivan HENRY	JR	46.36	5/27/17	0.125	0.00	0.13
800m	42	Bryce HOPPEL	SO	1:48.52	5/27/17	0.2	0.07	0.27
Steeple	35	Ben BURCHSTEAD	SR	8:51.94	5/15/16	0.45	0.04	0.49
PV	13	Nick MEYER	RS SR	5.50m 18-½	5/7/16	8	0.79	8.79
PV	20	Paulo BENAVIDES	JR	5.40m 17-8½	5/6/17	3	0.38	3.38
TJ	6	Barden ADAMS	SR	16.38mw 53-9	5/27/17	20	1.65	21.65
TJ	41	Ezekiel WELCH	SR	15.67m 51-5	5/27/17	0.225	0.00	0.22
SP	5	Nicolai CEBAN	SR	20.24m 66-5	5/27/17	22	2.09	24.09
DISC	8	Nicolai CEBAN	SR	60.01m 196-10	4/1/17	16	1.29	17.29
HT	3	Gleb DUDAREV	SO	74.20m 243-5	5/12/17	26	3.17	29.17
Team Total							126.71	

13



Virginia Tech

Atlantic Coast Conference

▼ 1

Event	Scrd As	Athlete	Yr	Scored Mark	Date	Pl. Pts.	Bonus	TOTAL
Scored bests come from CURRENT season								
400H	17	Gregory CHILES	SR	50.77	3/28/18	4.5	0.45	4.95
4x400	23	Chiles, Thomas, Bane, Davenport		3:10.11	3/28/18	1.5	0.31	1.81
PV	13	Deakin VOLZ	JR	5.50m 18-½	3/28/18	8	0.79	8.79
DISC	6	Marek BARTA	SR	61.13m 200-6	3/29/18	20	2.09	22.09
Scored bests come from PRE-SEASON DATA								
800m	5	Patrick JOSEPH	SR	1:46.47	4/21/17	22	1.34	23.34
800m	30	Vincent CIATTEI	SR	1:47.91	5/15/16	0.7	0.28	0.98
1500	10	Neil GOURLEY	SR	3:40.52		12	0.93	12.93
Steeple	45	Daniel JASKOWAK	SR	8:53.76	5/16/15	0.125	0.00	0.13
5000m	49	Peter SEUFER	JR	13:53.92	4/21/17	0.025	0.12	0.15
110H	42	Keishaun LIMEHOUSE	SO	13.95	4/28/17	0.2	0.00	0.20
PV	3	Torben LAIDIG	SR	5.70m 18-8½	3/29/17	26	2.43	28.43
JAV	7	Matija MUHAR	RS SO	75.60m 248-0	5/13/16	18	1.35	19.35
Team Total							123.14	

14



Nebraska

Big Ten Conference

▼ 5

Event	Scrd As	Athlete	Yr	Scored Mark	Date	Pl. Pts.	Bonus	TOTAL
Scored bests come from CURRENT season								
PV	36	Tyler LOONTJER	JR	5.27m 17-3½	3/23/18	0.4	0.00	0.40
Scored bests come from PRE-SEASON DATA								
100	29	Malcolm WHITE	RS JR	10.20	5/7/16	0.75	0.24	0.99
200m	40	Malcolm WHITE	RS JR	20.60	5/13/16	0.25	0.17	0.42
800m	37	Moujtaba MOHAMMED	SR	1:48.09	5/12/17	0.35	0.21	0.56
110H	8	Antoine LLOYD	SR	13.52w	4/28/17	16	1.49	17.49
400H	11	Andrew NEAL	SR	50.55	4/28/17	10	0.69	10.69
HJ	13	Michael MCCANN	SR	2.20m 7-2½	4/8/17	8	0.59	8.59
HJ	13	Landon BARTEL	SR	2.20m 7-2½	5/12/17	8	0.59	8.59
HJ	23	Grant ANDERSON	SR	2.18m 7-1½	4/9/16	1.5	0.31	1.81
HJ	42	Jared SEAY	JR	2.15m 7-½	2/10/17	0.2	0.00	0.20
TJ	14	Kaiwan CULMER	SR	16.12mw 52-10½	5/12/17	7	0.71	7.71
TJ	24	Isaiah GRIFFITH	SO	15.83m 51-11½	5/27/17	1	0.25	1.25
DISC	2	Nicholas PERCY	SR	62.91m 206-4	5/12/17	28	3.75	31.75
DISC	35	Carlos DAVIS	JR	56.53m 185-5	5/7/16	0.45	0.00	0.45
DISC	42	Khalil DAVIS	JR	56.19m 184-4	5/15/16	0.2	0.00	0.20
DISC	48	Nicholas COGHILL	SO	55.58m 182-4	5/27/17	0.05	0.00	0.05
HT	17	Nicholas PERCY	SR	67.85m 222-7	5/7/16	4.5	0.43	4.93
JAV	27	Cody WALTON	SR	70.44m 231-1	3/24/17	0.85	0.04	0.89
DEC	5	Cody WALTON	SR	7,937	4/7/17	22	2.23	24.23
DEC	44	Cale WAGNER	RS SO	7,057	5/13/16	0.15	0.00	0.15
Team Total							121.35	

"Scrd As", short for "Scored As", Standing used for place points portion of performance's score combining preseason data (when applied) to current season data

Numbers in BLACK are both the performance's actual NCAA rank AND "scored as" rank Numbers in RED indicate actual NCAA rank does not exist or is worse than "scored as" rank Numbers in BLUE indicate actual NCAA rank is better than "scored as" rank

USTFCCCA Non-Member

Non-Member Schools Will NOT be ranked, beginning Week 2





# USTFCCCA NCAA Division I National Team Computer Rankings

as of 4/2/2018 10:51:26 AM

## 2018 Outdoor Track & Field, Week #1

Only those who score >0.01 pts are shown  
D denotes multiple-event rule in affect

MEN

15



**Colorado State**  
Mountain West Conference

unch

Event	Scrd As	Athlete	Yr	Scored Mark	Date	Pl. Pts.	Bonus	TOTAL
Scored bests come from CURRENT season								
5000m	11	Cole ROCKHOLD	JR	13:40.29	3/30/18	10	0.89	10.89
Scored bests come from PRE-SEASON DATA								
1500	16	Cole ROCKHOLD	JR	3:41.04	4/13/17	5	0.72	5.72
5000m	22	Grant FISCHER	SR	13:46.80	4/13/17	2	0.41	2.41
5000m	35	Jerrell MOCK	SR	13:52.06	4/13/17	0.45	0.19	0.64
10k	2	Jerrell MOCK	SR	28:11.80	3/31/17	28	2.59	30.59
10k	10	Grant FISCHER	SR	28:45.83	3/31/17	12	0.83	12.83
110H	45	Hunter PRICE	SR	13.98w	4/12/17	0.125	0.00	0.13
LJ	32	Hunter PRICE	SR	7.78mw	5/10/17	0.6	0.03	0.63
SP	1	Mostafa HASSAN	SR	21.31m	4/13/17	30	5.44	35.44
DEC	8	Hunter PRICE	SR	7,801	4/12/17	16	1.53	17.53
DEC	45	Nick KRAVEC	SR	7,047	4/12/17	0.125	0.00	0.13
Team Total								116.92

16



**South Carolina**  
Southeastern Conference

▼ 3

Event	Scrd As	Athlete	Yr	Scored Mark	Date	Pl. Pts.	Bonus	TOTAL
Scored bests come from CURRENT season								
LJ	21	Yann RANDRIANASOLO	JR	7.86mw	3/23/18	2.5	0.36	2.86
SP	33	Eric FAVORS	SO	18.73m	3/23/18	0.55	0.00	0.55
Scored bests come from PRE-SEASON DATA								
100	33	Ncincilili TITI	SR	10.21w	3/30/17	0.55	0.21	0.76
200m	3	Ncincilili TITI	SR	20.14	4/15/17	26	1.96	27.96
800m	42	Otis JONES	JR	1:48.52	5/14/16	0.2	0.07	0.27
110H	9	Isaiah MOORE	SR	13.55	5/11/17	14	1.31	15.31
HJ	4	Tye WILLIAMS	SR	2.25m	7-4½	24	2.03	26.03
SP	9	Josh AWOTUNDE	SR	19.96m	4/27/17	14	1.39	15.39
SP	31	Ben BONHURST	SR	18.77m	3/30/17	0.65	0.00	0.65
DISC	10	Josh AWOTUNDE	SR	58.50m	4/27/17	12	0.61	12.61
DEC	10	Markus LEEMET	SR	7,720	5/11/17	12	1.12	13.12
Team Total								115.51

17



**Penn State**  
Big Ten Conference

▼ 1

Event	Scrd As	Athlete	Yr	Scored Mark	Date	Pl. Pts.	Bonus	TOTAL	
Scored bests come from CURRENT season									
▶ 200m	14	Terrance LAIRD	FR	20.41	(0.9)	3/29/18	7	0.63	7.63
▶ 4x100	16	Smith, Porter, Laird, Moffett		39.69	3/29/18	5	0.77	5.77	
Scored bests come from PRE-SEASON DATA									
▶ 200m	21	Malik MOFFETT	SR	20.49	5/27/17	2.5	0.36	2.86	
▶ 400	37	Dan CHISENA	JR	46.16	5/12/17	0.35	0.14	0.49	
▶ 800m	1	Isaiah HARRIS	JR	1:45.12	4/21/17	30	2.78	32.78	
▶ 800m	17	Domenic PERRETTA	SO	1:47.29	4/21/17	4.5	0.65	5.15	
▶ 800m	45	Jordan MAKINS	SR	1:48.54	4/22/16	0.125	0.06	0.19	
▶ 5000m	52	Timothy MCGOWAN	SR	13:54.20	4/21/17		0.11	0.11	
▶ HJ	42	Chisom IFEDI	RS JR	2.15m	7-½	5/15/16	0.2	0.00	0.20
▶ LJ	10	Malik MOFFETT	SR	8.00m	26-3	5/12/17	12	1.17	13.17
▶ TJ	21	Bryce WILLIAMS	JR	15.90m	52-2	5/27/17	2.5	0.36	2.86
▶ SP	21	Jon YOHMAN	SR	19.13m	62-9½	5/27/17	2.5	0.29	2.79
▶ DISC	4	David LUCAS	JR	61.43m	201-6	4/27/17	24	2.37	26.37
▶ DISC	49	Jon YOHMAN	SR	55.53m	182-2	5/15/16	0.025	0.00	0.03
▶ HT	16	Morgan SHIGO	JR	67.94m	222-11	5/12/17	5	0.45	5.45
▶ HT	45	David LUCAS	JR	63.44m	208-1	5/12/17	0.125	0.00	0.13
▶ JAV	19	Michael BIDDLE	SO	71.81m	235-7	5/12/17	3.5	0.29	3.79
Team Total								109.77	

"Scrd As", short for "Scored As", Standing used for place points portion of performance's score combining preseason data (when applied) to current season data

Numbers in BLACK are both the performance's actual NCAA rank AND "scored as" rank Numbers in RED indicate actual NCAA rank does not exist or is worse than "scored as" rank Numbers in BLUE indicate actual NCAA rank is better than "scored as" rank

USTFCCCA Non-Member

Non-Member Schools Will NOT be ranked, beginning Week 2



# USTFCCCA NCAA Division I National Team Computer Rankings

as of 4/2/2018 10:51:26 AM

## 2018 Outdoor Track & Field, Week #1

Only those who score >0.01 pts are shown  
D denotes multiple-event rule in affect

### MEN

# 18



## Baylor

### Big 12 Conference

▲ 7

Event	Scrd As	Athlete	Yr	Scored Mark	Date	Pl. Pts.	Bonus	TOTAL
Scored bests come from CURRENT season								
400	47	Howard FIELDS III	FR	46.39	3/16/18	0.075	0.00	0.08
4x100	11	Willis, Cunningham, Wilson, London		39.57	3/28/18	10	0.98	10.98
4x400	5	Fields III, Dickson, Baldrige, London		3:05.02	3/22/18	22	1.85	23.85
PV	46	Riley RICHARDS	FR	5.20m 17-¾	3/28/18	0.1	0.00	0.10
Scored bests come from PRE-SEASON DATA								
100	9	Maxwell WILLIS	SO	10.03w	5/12/17	14	1.25	15.25
200m	2	Maxwell WILLIS	SO	20.07w	5/12/17	28	2.34	30.34
400	5	Wil LONDON	JR	45.02	5/27/17	22	1.85	23.85
PV	34	Ryan WOMACK	JR	5.30m 17-4½	3/23/17	0.5	0.00	0.50
DEC	40	Luke LITTLEFIELD	SO	7,080	3/29/17	0.25	0.00	0.25
Team Total							105.20	

# 19



## Auburn

### Southeastern Conference

▼ 1

Event	Scrd As	Athlete	Yr	Scored Mark	Date	Pl. Pts.	Bonus	TOTAL
Scored bests come from PRE-SEASON DATA								
100	5	Odean SKEAN	SR	9.98	4/21/17	22	1.75	23.75
100	29	Raheem CHAMBERS	SO	10.20	6/23/17	0.75	0.24	0.99
200m	9	Akeem BLOOMFIELD	SO	20.29w	4/14/17	D 14	1.15	3.15
400	1	Nathon ALLEN	SO	44.52	5/11/17	30	3.10	33.10
400	2	Akeem BLOOMFIELD	SO	44.74	5/27/17	28	2.55	30.55
400	23	Randall CENEUS	JR	45.82		1.5	0.42	1.92
JAV	13	Justin CARTER	SR	73.04m 239-7	5/18/14	8	0.52	8.52
DEC	27	Chris STONE	SO	7,300	3/29/17	0.85	0.00	0.85
Team Total							102.83	

# 20



## Stanford

### Pac-12 Conference

▼ 3

Event	Scrd As	Athlete	Yr	Scored Mark	Date	Pl. Pts.	Bonus	TOTAL
Scored bests come from CURRENT season								
1500	11	Sean MCGORTY	SR	3:40.57	3/30/18	10	0.91	10.91
10k	38	Sam WHARTON	SR	29:11.33	3/30/18	0.3	0.19	0.49
4x400	48	Body, Ege, Westlund, Navarro		3:12.45	3/30/18	0.05	0.00	0.05
SP	38	Tristen NEWMAN	SR	18.52m 60-9¼	3/30/18	0.3	0.00	0.30
Scored bests come from PRE-SEASON DATA								
1500	41	Thomas COYLE	RS JR	3:42.68	4/9/16	0.225	0.18	0.41
Steeple	23	Steven FAHY	JR	8:46.69	5/15/16	1.5	0.42	1.92
5000m	3	Sean MCGORTY	RS JR	13:24.25	5/1/16	26	2.40	28.40
5000m	6	Grant FISHER	JR	13:37.77	4/21/17	20	1.07	21.07
5000m	19	Jack KEELAN	SR	13:45.82	5/2/15	3.5	0.48	3.98
10k	44	Jack KEELAN	SR	29:13.92	5/14/16	0.15	0.14	0.29
110H	32	Harrison WILLIAMS	RS JR	13.88	5/1/16	0.6	0.13	0.73
LJ	23	Jaak UUDMAE	SR	7.85mw 25-9¼	4/28/17	1.5	0.32	1.82
HT	24	Michael PAINTER	SR	66.84m 219-3	4/8/17	1	0.17	1.17
JAV	45	Trevor DANIELSON	JR	68.20m 223-9	5/13/17	0.125	0.00	0.13
DEC	3	Harrison WILLIAMS	RS JR	8,032	6/9/16	26	2.92	28.92
Team Total							100.59	

# 21



## Ohio State

### Big Ten Conference

▲ 13

Event	Scrd As	Athlete	Yr	Scored Mark	Date	Pl. Pts.	Bonus	TOTAL
Scored bests come from CURRENT season								
4x100	6	Harrison, Gray, Bramwell, Bazile		39.26	3/23/18	20	1.59	21.59
4x400	7	Bramwell, Cooper, Burke, Jeff		3:06.72	3/16/18	18	1.15	19.15
PV	20	Cole GORSKI	SR	5.40m 17-8½	3/16/18	3	0.38	3.38
Scored bests come from PRE-SEASON DATA								
200m	12	Nick GRAY	JR	20.38	5/27/17	9	0.74	9.74
PV	46	Nick SCHRADER	RS SR	5.20m 17-¾	5/2/15	0.1	0.00	0.10
LJ	13	Zack BAZILE	SR	7.97m 26-1¼	5/12/17	8	0.93	8.93
TJ	11	Zack BAZILE	SR	16.21mw 53-2¼	5/12/17	10	0.95	10.95
SP	7	Nicholas DEMALINE	SR	20.15m 66-1½	5/27/17	18	1.81	19.81
HT	49	Aaron ZEDELLA	RS SR	63.07m 206-11	5/17/15	0.025	0.00	0.03
Team Total							93.67	

"Scrd As", short for "Scored As", Standing used for place points portion of performance's score combining preseason data (when applied) to current season data

Numbers in BLACK are both the performance's actual NCAA rank AND "scored as" rank Numbers in RED indicate actual NCAA rank does not exist or is worse than "scored as" rank Numbers in BLUE indicate actual NCAA rank is better than "scored as" rank

USTFCCCA Non-Member

Non-Member Schools Will NOT be ranked, beginning Week 2





# USTFCCCA NCAA Division I National Team Computer Rankings

as of 4/2/2018 10:51:26 AM

## 2018 Outdoor Track & Field, Week #1

Only those who score >0.01 pts are shown  
D denotes multiple-event rule in affect

MEN

22



Texas

Big 12 Conference

▼ 3

Event	Scrd As	Athlete	Yr	Scored Mark	Date	Pl. Pts.	Bonus	TOTAL
-------	---------	---------	----	-------------	------	----------	-------	-------

### Scored bests come from CURRENT season

▶ 200m	47	Micaiah HARRIS	FR	20.64 (1.6)	3/28/18	0.075	0.10	0.17
▶ Steeple	22	John RICE	SO	8:46.52	3/28/18	2	0.43	2.43
▶ 4x100	25	Wasome, Harris, Brown, McCarter		40.02	3/28/18	0.95	0.33	1.28

### Scored bests come from PRE-SEASON DATA

▶ 800m	48	Alex ROGERS	JR	1:48.65	3/29/17	0.05	0.02	0.07
▶ 1500	13	Alex ROGERS	JR	3:40.85	4/21/17	8	0.80	8.80
▶ Steeple	29	Alex ROGERS	JR	8:48.92	4/14/17	0.75	0.26	1.01
▶ 110H	17	John BURT	JR	13.75w	5/27/17	4.5	0.48	4.98
▶ 110H	49	Steele WASIK	SR	13.99w	4/28/17	0.025	0.00	0.03
▶ PV	19	Barrett POTH	SR	5.41m	4/14/17	3.5	0.42	3.92
▶ PV	22	Nicholas MEADERS	SR	5.38m 17-9	4/28/17	2	0.30	2.30
▶ LJ	36	O'Brien WASOME	SO	7.77mw 25-6	5/12/17	0.4	0.00	0.40
▶ TJ	8	O'Brien WASOME	SO	16.31m 53-6%	3/29/17	16	1.32	17.32
▶ DISC	26	Alan ZAPALAC	SR	57.11m 187-4	5/12/17	0.9	0.16	1.06
▶ DISC	36	Brian PETERSON	JR	56.51m 185-5	4/28/17	0.4	0.00	0.40
▶ HT	43	Alan ZAPALAC	SR	63.84m 209-5	5/27/17	0.175	0.00	0.17
▶ JAV	8	Fabian DOHMANN	RS SR	74.25m 243-7	5/18/14	16	0.87	16.87
▶ DEC	7	Wolf MAHLER	RS SR	7,897	3/29/17	18	2.03	20.03
▶ DEC	11	Steele WASIK	SR	7,715	5/12/17	10	1.10	11.10

Team Total 92.34

23



Virginia

Atlantic Coast Conference

▼ 3

Event	Scrd As	Athlete	Yr	Scored Mark	Date	Pl. Pts.	Bonus	TOTAL
-------	---------	---------	----	-------------	------	----------	-------	-------

### Scored bests come from CURRENT season

▶ 4x400	46	Willis, Shirley, Outlaw, Lint		3:12.04	3/16/18	0.1	0.03	0.13
▶ PV	46	Sam YOUNG	SO	5.20m 17-¾	3/30/18	0.1	0.00	0.10

### Scored bests come from PRE-SEASON DATA

▶ 1500	20	Mike MARSELLA	RS SR	3:41.35	4/17/15	3	0.59	3.59
▶ 10k	30	Brent DEMAREST	JR	29:07.78	3/24/17	0.7	0.26	0.96
▶ 10k	59	Lachlan COOK	SO	29:18.20	3/24/17		0.06	0.06
▶ TJ	3	Jordan SCOTT	SO	16.44m 53-11½	4/21/17	26	1.93	27.93
▶ TJ	25	Aaron WORRELL	SR	15.80mw 51-10	5/15/16	0.95	0.20	1.15
▶ SP	2	Oghenakpobo EFEKORO	JR	20.39m 66-10½	4/8/17	28	2.56	30.56
▶ HT	6	Hilmar ORN JONSSON	JR	72.38m 237-5	6/7/17	20	2.10	22.10
▶ DEC	17	Jack LINT	JR	7,478	4/21/17	4.5	0.47	4.97
▶ DEC	48	Cameron COLLINS	RS JR	7,004	4/22/16	0.05	0.00	0.05

Team Total 91.60

"Scrd As", short for "Scored As", Standing used for place points portion of performance's score combining preseason data (when applied) to current season data

Numbers in BLACK are both the performance's actual NCAA rank AND "scored as" rank Numbers in RED indicate actual NCAA rank does not exist or is worse than "scored as" rank Numbers in BLUE indicate actual NCAA rank is better than "scored as" rank

USTFCCCA Non-Member

Non-Member Schools Will NOT be ranked, beginning Week 2



# USTFCCCA NCAA Division I National Team Computer Rankings

as of 4/2/2018 10:51:26 AM

## 2018 Outdoor Track & Field, Week #1

Only those who score >0.01 pts are shown  
D denotes multiple-event rule in affect

MEN

24



BYU

Independent (DI)

▼ 1

Event	Scrd As	Athlete	Yr	Scored Mark	Date	Pl. Pts.	Bonus	TOTAL
Scored bests come from CURRENT season								
1500	17	Abraham ALVARADO	SR	3:41.17	3/30/18	4.5	0.67	5.17
Steeple	10	Matt OWENS	FR	8:39.41	3/30/18	12	1.25	13.25
Steeple	11	Daniel CARNEY	JR	8:42.17	3/30/18	10	0.85	10.85
10k	5	Clayton YOUNG	JR	28:27.48	3/30/18	22	1.69	23.69
10k	21	Conner MANTZ	FR	28:57.83	3/30/18	2.5	0.44	2.94
10k	56	Dallin FARNSWORTH	JR	29:17.84	3/30/18		0.07	0.07
Scored bests come from PRE-SEASON DATA								
100	45	Clark BROWN	SO	10.25w	5/27/17	0.125	0.07	0.20
800m	15	Abraham ALVARADO	RS SR	1:47.23	4/8/16	6	0.69	6.69
1500	50	Rory LINKLETTER	JR	3:42.95c (4:05.60/1)	4/27/17	0.01	0.14	0.15
Steeple	15	Jacob HESLINGTON	SO	8:43.23		6	0.69	6.69
Steeple	24	Clayson SHUMWAY	SO	8:47.18	5/6/17	1	0.38	1.38
5000m	29	Clayton YOUNG	JR	13:50.00	5/5/17	0.75	0.27	1.02
5000m	39	Rory LINKLETTER	JR	13:52.59	5/5/17	0.275	0.17	0.45
5000m	44	Connor MCMILLAN	RS JR	13:53.53	4/14/16	0.15	0.14	0.29
10k	22	Rory LINKLETTER	JR	28:58.74	4/13/17	2	0.42	2.42
10k	43	Connor MCMILLAN	RS JR	29:13.87	4/4/15	0.175	0.14	0.32
400H	12	Scott MECHAM	JR	50.58	5/11/17	9	0.66	9.66
400H	28	Max SCHEIBLE	SR	51.19	5/11/17	0.8	0.19	0.99
DEC	20	Kevin NIELSEN	SR	7,439	3/29/17	3	0.37	3.37
Team Total								89.60

25



Florida State

Atlantic Coast Conference

▲ 12

Event	Scrd As	Athlete	Yr	Scored Mark	Date	Pl. Pts.	Bonus	TOTAL
Scored bests come from CURRENT season								
100	10	Andre EWERS	JR	10.04w (3.6)	3/28/18	12	1.15	13.15
110H	13	Trey CUNNINGHAM	FR	13.63 (0.1)	3/23/18	8	0.88	8.88
110H	45	Tyricke DICKENS	FR	13.98 (0.1)	3/23/18	0.125	0.00	0.13
4x100	13	Robinson, Ewers, Gay, Clarke		39.65	3/23/18	8	0.84	8.84
SP	4	Austin DROOGSMA	SR	20.32m 66-8	3/29/18	24	2.34	26.34
DISC	25	Austin DROOGSMA	SR	57.13m 187-5	3/16/18	0.95	0.17	1.12
Scored bests come from PRE-SEASON DATA								
200m	26	Andre EWERS	JR	20.52	4/8/17	0.9	0.31	1.21
1500	69	Michael HALL	SR	3:43.70	4/21/17		0.04	0.04
HJ	23	Corion KNIGHT	SR	2.18m 7-1¾	5/24/17	1.5	0.31	1.81
LJ	40	Keniel GRANT	SR	7.75m 25-5¼	4/21/17	0.25	0.00	0.25
TJ	7	Armani WALLACE	JR	16.32m 53-6½	5/12/17	18	1.37	19.37
TJ	17	Montel NEVERS	JR	16.05mw 52-8		4.5	0.60	5.10
TJ	37	Ashton BUTLER	JR	15.71m 51-6½	5/12/17	0.35	0.06	0.41
DEC	38	Dante NEWBERG	JR	7,113	5/12/17	0.3	0.00	0.30
Team Total								86.93

"Scrd As", short for "Scored As", Standing used for place points portion of performance's score combining preseason data (when applied) to current season data

Numbers in BLACK are both the performance's actual NCAA rank AND "scored as" rank Numbers in RED indicate actual NCAA rank does not exist or is worse than "scored as" rank Numbers in BLUE indicate actual NCAA rank is better than "scored as" rank

USTFCCCA Non-Member

Non-Member Schools Will NOT be ranked, beginning Week 2



# USTFCCCA NCAA Division I National Team Computer Rankings

as of 4/2/2018 10:51:26 AM

## 2018 Outdoor Track & Field, Week #1

Only those who score >0.01 pts are shown  
D denotes multiple-event rule in affect

### MEN

26



Iowa

Big Ten Conference

▲15

Event	Scrd As	Athlete	Yr	Scored Mark	Date	Pl. Pts.	Bonus	TOTAL
Scored bests come from CURRENT season								
▶ 200m	41	Antonio WOODARD	SO	20.61w (2.4)	3/16/18	0.225	0.15	0.38
▶ Steeple	27	Nathan MYLENEK	SO	8:48.66	3/30/18	0.85	0.27	1.12
▶ 400H	40	Chris DOUGLAS	JR	51.44	3/29/18	0.25	0.05	0.30
▶ 4x100	16	Sorrells, Wilson, Woodard, Harris		39.69	3/16/18	5	0.77	5.77
▶ 4x400	3	Hofacker, Woodard, Frye, Harris		3:04.38	3/29/18	26	2.15	28.15
Scored bests come from PRE-SEASON DATA								
▶ 100	35	O'Shea WILSON	SR	10.22w	5/27/17	0.45	0.17	0.62
▶ 400	12	Mar'yea HARRIS	JR	45.45	5/27/17	9	0.89	9.89
▶ 400	39	DeJuan FRYE	JR	46.22	5/12/17	0.275	0.10	0.37
▶ 800m	18	Carter LILLY	SR	1:47.32	4/16/16	4	0.63	4.63
▶ 400H	21	Noah LARRISON	JR	50.94	5/15/16	2.5	0.33	2.83
▶ LJ	40	O'Shea WILSON	SR	7.75mw 25-5¼	5/27/17	0.25	0.00	0.25
▶ SP	29	Reno TUUFULI	JR	18.84m 61-9¾	5/12/17	0.75	0.00	0.75
▶ DISC	5	Reno TUUFULI	JR	61.19m 200-9	5/12/17	22	2.14	24.14
▶ DEC	18	William DOUGHERTY	SR	7,471	4/12/17	4	0.45	4.45
Team Total								83.67

27



TCU

Big 12 Conference

▲26

Event	Scrd As	Athlete	Yr	Scored Mark	Date	Pl. Pts.	Bonus	TOTAL
Scored bests come from CURRENT season								
▶ 4x100	11	Miller, Ogwo, Flowers, Maloka		39.57	3/16/18	10	0.98	10.98
▶ 4x400	4	Andrews, Flowers, Mokaleng, McClanahan		3:04.54	3/22/18	24	2.08	26.08
▶ TJ	17	Chengetayi MAPAYA	FR	16.05mw 52-8 (2.5)	3/28/18	4.5	0.60	5.10
▶ DISC	19	Ryan CAMP	SO	57.96m 190-2	3/28/18	3.5	0.44	3.94
Scored bests come from PRE-SEASON DATA								
▶ 100	26	Jalen MILLER	SR	10.19w	5/12/17	0.9	0.27	1.17
▶ 100	29	Emeilo FERGUSON	SR	10.20w	5/12/17	0.75	0.24	0.99
▶ 100	39	Darrion FLOWERS	JR	10.23w	4/15/17	0.275	0.14	0.41
▶ 400	26	Derrick MOKALENG	SO	45.96	5/27/17	0.9	0.30	1.20
▶ 400	33	Emmanuel OGWO	SO	46.10	5/27/17	0.55	0.19	0.74
▶ LJ	40	Scotty NEWTON	SR	7.75m 25-5¼	4/9/16	0.25	0.00	0.25
▶ TJ	4	Scotty NEWTON	SR	16.43mw 53-11	5/12/17	24	1.88	25.88
▶ SP	43	Isaiah ROGERS	SO	18.43m 60-5¼	5/12/17	0.175	0.00	0.17
▶ DISC	38	Adam DAMADZIC	RS SR	56.44m 185-2	4/9/16	0.3	0.00	0.30
▶ HT	36	Fellan MCGUIGAN	JR	64.47m 211-6	4/15/17	0.4	0.00	0.40
Team Total								77.62

"Scrd As", short for "Scored As", Standing used for place points portion of performance's score combining preseason data (when applied) to current season data

Numbers in BLACK are both the performance's actual NCAA rank AND "scored as" rank Numbers in RED indicate actual NCAA rank does not exist or is worse than "scored as" rank Numbers in BLUE indicate actual NCAA rank is better than "scored as" rank

USTFCCCA Non-Member

Non-Member Schools Will NOT be ranked, beginning Week 2



## USTFCCCA NCAA Division I National Team Computer Rankings

as of 4/2/2018 10:51:27 AM

## 2018 Outdoor Track &amp; Field, Week #1

Only those who score >0.01 pts are shown  
D denotes multiple-event rule in affect

## MEN

28



Kentucky

Southeastern Conference

▼ 6

Event	Scrd As	Athlete	Yr	Scored Mark	Date	Pl. Pts.	Bonus	TOTAL
Scored bests come from CURRENT season								
200m	41	Dwight ST HILLAIRE	FR	20.61w (2.3)	3/29/18	0.225	0.15	0.38
400	15	Dwight ST HILLAIRE	FR	45.62	3/29/18	6	0.62	6.62
1500	44	Benjamin YOUNG	SO	3:42.75	3/29/18	0.15	0.17	0.32
PV	42	Matthew PEARE	FR	5.22m 17-1½	3/29/18	0.2	0.00	0.20
DISC	20	Noah CASTLE	JR	57.95m 190-1	3/29/18	3	0.43	3.43
HT	28	David CLINE	SR	66.29m 217-6	3/16/18	0.8	0.03	0.83
Scored bests come from PRE-SEASON DATA								
800m	41	Ian JONES	SR	1:48.46	5/11/17	0.225	0.09	0.31
5000m	42	Jacob THOMSON	SR	13:53.04	4/27/17	0.2	0.15	0.35
10k	11	Jacob THOMSON	SR	28:47.55	3/24/17	10	0.76	10.76
110H	17	Daniel ROBERTS	SO	13.75w	4/14/17	4.5	0.48	4.98
LJ	12	Mohammed ABUBAKAR	SR	7.98mw 26-2½	4/14/17	9	1.01	10.01
LJ	19	Tim DUCKWORTH	SR	7.87m 25-10	4/7/17	3.5	0.40	3.90
LJ	23	Travis RILEY	JR	7.85m 25-9½	5/6/17	1.5	0.32	1.82
SP	30	Nikolas HUFFMAN	SR	18.81m 61-8½		0.7	0.00	0.70
JAV	46	Ethan SHALAWAY	SR	68.12m 223-6	4/6/17	0.1	0.00	0.10
DEC	4	Tim DUCKWORTH	SR	7.973	4/7/17	24	2.47	26.47
Team Total								71.19

29



Syracuse

Atlantic Coast Conference

▼ 1

Event	Scrd As	Athlete	Yr	Scored Mark	Date	Pl. Pts.	Bonus	TOTAL
Scored bests come from CURRENT season								
5000m	31	Philo GERMANO	SR	13:50.48	3/30/18	0.65	0.25	0.90
5000m	41	Aidan TOOKER	SO	13:52.92	3/30/18	0.225	0.16	0.38
10k	8	Colin BENNIE	SR	28:37.04	3/30/18	16	1.16	17.16
10k	62	Iliass AOUBANI	SO	29:19.43	3/30/18		0.04	0.04
Scored bests come from PRE-SEASON DATA								
1500	2	Justyn KNIGHT	SR	3:39.23	4/23/16	D 28	1.47	3.47
Steeple	9	Aidan TOOKER	SO	8:39.34	5/27/17	14	1.27	15.27
5000m	1	Justyn KNIGHT	SR	13:17.51	5/5/17	30	3.18	33.18
5000m	50	Colin BENNIE	SR	13:53.93	4/4/15	0.01	0.12	0.13
110H	38	David GILSTRAP	RS JR	13.92	5/28/16	0.3	0.02	0.32
110H	45	Angelo GOSS	SR	13.98w	4/21/17	0.125	0.00	0.13
Team Total								70.98

30



Arkansas State

Sun Belt Conference

▼ 1

Event	Scrd As	Athlete	Yr	Scored Mark	Date	Pl. Pts.	Bonus	TOTAL
Scored bests come from CURRENT season								
400H	42	Nick HILSON	SO	51.49	3/23/18	0.2	0.03	0.23
4x100	35	Peeples, Bacon, Hill, Ross		40.29	3/23/18	0.45	0.10	0.55
PV	13	Michael CARR	JR	5.50m 18-½	3/23/18	8	0.79	8.79
SP	36	Itamar LEVI	SR	18.58m 60-11½	3/31/18	0.4	0.00	0.40
Scored bests come from PRE-SEASON DATA								
100	3	Jaylen BACON	SR	9.97w	5/27/17	26	1.86	27.86
200m	5	Jaylen BACON	SR	20.18	5/27/17	22	1.75	23.75
HJ	23	Tiaan STEENKAMP	SR	2.18m 7-1½	5/27/17	1.5	0.31	1.81
DISC	23	Itamar LEVI	RS SR	57.28m 187-11	4/22/16	1.5	0.22	1.72
HT	20	Cristian RAVAR LADISLAU	SR	67.33m 220-10	5/12/17	3	0.30	3.30
Team Total								68.38

31



Illinois

Big Ten Conference

▲ 1

Event	Scrd As	Athlete	Yr	Scored Mark	Date	Pl. Pts.	Bonus	TOTAL
Scored bests come from CURRENT season								
100	29	Devin QUINN	JR	10.20 (1.4)	3/31/18	0.75	0.24	0.99
200m	19	Devin QUINN	JR	20.45 (1.5)	3/31/18	3.5	0.49	3.99
4x100	22	Maat, Henderson, Haight, Quinn		39.96	3/23/18	2	0.39	2.39
Scored bests come from PRE-SEASON DATA								
1500	34	Jesse REISER	JR	3:42.37	4/13/17	0.5	0.24	0.74
5000m	25	Jonathan DAVIS	SO	13:49.55	4/13/17	0.95	0.28	1.23
5000m	55	Jesse REISER	JR	13:54.66	4/26/17		0.10	0.10
110H	2	David KENDZIERA	SR	13.39		28	2.58	30.58
400H	4	David KENDZIERA	SR	49.00		24	2.68	26.68
HJ	30	Jonathan WELLS	SR	2.17m 7-1½	5/17/15	0.7	0.17	0.87
Team Total								67.56

"Scrd As", short for "Scored As", Standing used for place points portion of performance's score combining preseason data (when applied) to current season data

Numbers in BLACK are both the performance's actual NCAA rank AND "scored as" rank Numbers in RED indicate actual NCAA rank does not exist or is worse than "scored as" rank Numbers in BLUE indicate actual NCAA rank is better than "scored as" rank

USTFCCCA Non-Member

Non-Member Schools Will NOT be ranked, beginning Week 2



# USTFCCCA NCAA Division I National Team Computer Rankings

as of 4/2/2018 10:51:27 AM

## 2018 Outdoor Track & Field, Week #1

Only those who score >0.01 pts are shown  
D denotes multiple-event rule in affect

### MEN

# 32



## UTEP

### Conference USA

# ▼ 5

Event	Scrd As	Athlete	Yr	Scored Mark	Date	Pl. Pts.	Bonus	TOTAL
Scored bests come from PRE-SEASON DATA								
400	17	Michael SARUNI	SO	45.69	4/22/17	D 4.5	0.52	2.52
400	42	Asa GUEVARA	SR	46.31	5/27/17	0.2	0.03	0.23
800m	4	Michael SARUNI	SO	1:45.82	3/29/17	24	2.03	26.03
800m	7	Jonah KOECH	JR	1:46.53	6/8/16	18	1.28	19.28
1500	18	Jonah KOECH	JR	3:41.22c (3:44.64)	5/11/17	D 4	0.64	2.64
1500	42	Michael SARUNI	SO	3:42.71c (3:46.15)	5/11/17	0.2	0.18	0.38
Steeple	44	Daniel CHERUIYOT	SR	8:53.68c (9:02.70)	5/11/17	0.15	0.00	0.15
HT	39	Karol KONCOS	JR	64.29m	5/11/17	0.275	0.00	0.28
JAV	9	Rasmus MAUKONEN	RS JR	73.64m	3/26/16	14	0.65	14.65
Team Total								66.15

# 33



## UCLA

### Pac-12 Conference

# ▼ 12

Event	Scrd As	Athlete	Yr	Scored Mark	Date	Pl. Pts.	Bonus	TOTAL
Scored bests come from CURRENT season								
10k	54	Myles SMITH	SR	29:17.29	3/30/18		0.08	0.08
Scored bests come from PRE-SEASON DATA								
100	39	Leon POWELL	SR	10.23w	5/29/15	0.275	0.14	0.41
200m	45	Leon POWELL	SR	20.63w	5/27/17	0.125	0.12	0.24
1500	40	Arturo SOTOMAYOR	JR	3:42.60	4/8/17	0.25	0.19	0.44
5000m	18	Robert BRANDT	SO	13:45.45	4/21/17	4	0.51	4.51
5000m	21	Daniel DE LA TORRE	SR	13:46.14	4/13/17	2.5	0.46	2.96
10k	13	Robert BRANDT	SO	28:48.38	3/31/17	8	0.73	8.73
HJ	13	Isaiah HOLMES	SO	2.20m 7-2½	3/31/17	8	0.59	8.59
HJ	13	Michael BURKE	JR	2.20m 7-2½	3/31/17	8	0.59	8.59
LJ	17	Isaiah HOLMES	SO	7.90m 25-11	5/13/17	4.5	0.52	5.02
SP	6	Dotun OGUNDEJI	JR	20.19m 66-3	4/21/17	20	1.94	21.94
SP	25	Nate ESPARZA	SO	19.02m 62-5	4/29/17	0.95	0.17	1.12
DISC	27	Dotun OGUNDEJI	JR	57.04m 187-1	4/21/17	0.85	0.14	0.99
JAV	36	Simon LITZELL	SO	69.14m 226-10	5/27/17	0.4	0.00	0.40
JAV	40	Marian SPANNOWSKY	SO	68.91m 226-1	5/27/17	0.25	0.00	0.25
DEC	28	Zack BORNSTEIN	RS JR	7,289	5/7/16	0.8	0.00	0.80
Team Total								65.06

# 34



## California

### Pac-12 Conference

# ▼ 4

Event	Scrd As	Athlete	Yr	Scored Mark	Date	Pl. Pts.	Bonus	TOTAL
Scored bests come from CURRENT season								
5000m	53	Garrett CORCORAN	JR	13:54.64	3/30/18		0.10	0.10
SP	10	McKay JOHNSON	SO	19.80m 64-11½	3/30/18	12	1.05	13.05
Scored bests come from PRE-SEASON DATA								
800m	16	Eugene HAMILTON III	RS SR	1:47.24	3/26/16	5	0.69	5.69
Steeple	37	Kai BENEDICT	JR	8:52.68	5/15/16	0.35	0.00	0.35
Steeple	41	Takeshi OKADA	JR	8:53.35	4/21/17	0.225	0.00	0.22
110H	7	Ashtyn DAVIS	SR	13.50	5/13/17	18	1.66	19.66
110H	17	Misana VILTZ	SR	13.75	4/29/17	4.5	0.48	4.98
400H	23	Connor MEECH	JR	51.01	4/28/17	1.5	0.29	1.79
TJ	14	Tuomas KAUKOLAHTI	JR	16.12m 52-10½	6/17/17	7	0.71	7.71
SP	11	Peter SIMON	SR	19.74m 64-9½	5/13/17	10	0.95	10.95
DISC	47	Malik MCMORRIS	JR	55.77m 182-11	4/19/17	0.075	0.00	0.08
HT	40	Silviu BOCANCEA	JR	64.27m 210-10	4/13/17	0.25	0.00	0.25
Team Total								64.83

# 35



## Tennessee

### Southeastern Conference

# ▲ 10

Event	Scrd As	Athlete	Yr	Scored Mark	Date	Pl. Pts.	Bonus	TOTAL
Scored bests come from CURRENT season								
200m	25	Mustaqeem WILLIAMS	JR	20.50 (0.9)	3/29/18	0.95	0.34	1.29
200m	30	Kwantreyl MCCONICO	JR	20.56 (1.6)	3/29/18	0.7	0.24	0.94
5000m	8	Zach LONG	JR	13:39.22	3/30/18	16	0.97	16.97
4x100	23	McConico, Williams, Harris, Strother		39.98	3/29/18	1.5	0.37	1.87
4x400	32	Strother, Harris, McConico, Elion		3:10.88	3/23/18	0.6	0.20	0.80
SP	26	Jordan WEST	FR	18.98m 62-3½	3/30/18	0.9	0.13	1.03
SP	42	Joseph MAXWELL	FR	18.44m 60-6	3/30/18	0.2	0.00	0.20
HT	29	Georgios KORAKIDIS	FR	66.15m 217-0	3/23/18	0.75	0.00	0.75
Scored bests come from PRE-SEASON DATA								
400	6	Nathan STROTHER	SR	45.07	6/8/16	20	1.73	21.73
HJ	42	Darryl SULLIVAN	SO	2.15m 7-½	5/11/17	0.2	0.00	0.20
LJ	37	Ingar KIPLESUND	SO	7.76m 25-5½	6/18/16	0.35	0.00	0.35
DISC	13	Matthew ZAJAC	SR	58.22m 191-0	5/11/17	8	0.52	8.52
HT	12	Seth WHITENER	JR	68.59m 225-0	5/27/17	9	0.62	9.62
Team Total								64.26

"Scrd As", short for "Scored As", Standing used for place points portion of performance's score combining preseason data (when applied) to current season data

Numbers in BLACK are both the performance's actual NCAA rank AND "scored as" rank Numbers in RED indicate actual NCAA rank does not exist or is worse than "scored as" rank Numbers in BLUE indicate actual NCAA rank is better than "scored as" rank

USTFCCCA Non-Member

Non-Member Schools Will NOT be ranked, beginning Week 2



# USTFCCCA NCAA Division I National Team Computer Rankings

as of 4/2/2018 10:51:27 AM

## 2018 Outdoor Track & Field, Week #1

Only those who score >0.01 pts are shown  
D denotes multiple-event rule in affect

### MEN

# 36



## Eastern Kentucky

### Ohio Valley Conference

# 5

Event	Scrd As	Athlete	Yr	Scored Mark	Date	Pl. Pts.	Bonus	TOTAL
Scored bests come from PRE-SEASON DATA								
▶ Steeple	3	Jamaine COLEMAN	SR	8:34.19	5/27/17	26	2.41	28.41
▶ Steeple	36	Jakob ABRAHAMSEN	SR	8:51.97	3/31/17	0.4	0.04	0.44
▶ Steeple	40	Samuel ABASCAL	SO	8:53.19	4/21/17	0.25	0.00	0.25
▶ 5000m	36	Jakob ABRAHAMSEN	RS JR	13:52.29	4/22/16	0.4	0.18	0.58
▶ HJ	1	Tequan CLAITT	JR	2.28m	7-5 1/2 4/7/17	30	3.27	33.27
Team Total								62.95

# 39



## Georgetown

### BIG EAST Conference

# 4

Event	Scrd As	Athlete	Yr	Scored Mark	Date	Pl. Pts.	Bonus	TOTAL
Scored bests come from CURRENT season								
10k	46	Michael CROZIER	SR	29:14.68	3/30/18	0.1	0.13	0.23
Scored bests come from PRE-SEASON DATA								
800m	3	Joseph WHITE	SR	1:45.73		26	2.13	28.13
1500	72	Amos BARTELSMEYER	SR	3:43.82	5/2/15		0.03	0.03
Steeple	2	Scott CARPENTER	SR	8:32.92		28	2.70	30.70
Team Total								59.08

# 37



## Southeastern Louisiana

### Southland Conference

# 26

Event	Scrd As	Athlete	Yr	Scored Mark		Date	Pl. Pts.	Bonus	TOTAL
Scored bests come from CURRENT season									
► 4x100	50	Dixon, Resais, Cumberbatch, Robinson		40.58		3/30/18	0.01	0.00	0.01
► PV	1	Devin KING	SR	5.80m	19-¾	3/28/18	30	3.61	33.61
► LJ	3	Rodney RUFFIN	JR	8.10mw	26-7 (3.0)	3/23/18	26	2.30	28.30
► JAV	48	Adrian WILLIAMS	JR	68.05m	223-3	3/28/18	0.05	0.00	0.05
Team Total									61.97

# 40



## Ole Miss

### Southeastern Conference

# 7

Event	Scrd As	Athlete	Yr	Scored Mark		Date	Pl. Pts.	Bonus	TOTAL
Scored bests come from CURRENT season									
▶ SP	35	Brian WILLIAMS	SR	18.67m	61-3	3/23/18	0.45	0.00	0.45
▶ DISC	40	Cullen PRENA	SR	56.28m	184-7	3/31/18	0.25	0.00	0.25
Scored bests come from PRE-SEASON DATA									
▶ 800m	12	Ryan MANAHAN	SR	1:46.96		4/21/17	9	0.88	9.88
▶ 800m	34	Sean TOBIN	RS SR	1:47.99		4/11/14	0.5	0.25	0.75
▶ 1500	14	Robert DOMANIC	RS SR	3:40.95		4/22/16	7	0.76	7.76
▶ 1500	24	Trevor GILLEY	RS SR	3:41.77		3/31/16	1	0.42	1.42
▶ 1500	29	Sean TOBIN	RS SR	3:42.07		4/19/14	0.75	0.32	1.07
▶ 1500	45	Ryan MANAHAN	SR	3:42.79		4/13/17	0.125	0.17	0.29
▶ 5000m	53	Robert DOMANIC	RS SR	13:54.64		5/1/16		0.10	0.10
▶ DISC	1	Brian WILLIAMS	SR	65.13m	213-8	5/11/17	30	5.82	35.82
▶ HT	44	Cullen PRENA	SR	63.54m	208-5	5/5/17	0.15	0.00	0.15
Team Total									57.93

# 38



## Michigan

### Big Ten Conference

# 14

Event	Scrd As	Athlete	Yr	Scored Mark		Date	Pl. Pts.	Bonus	TOTAL
Scored bests come from PRE-SEASON DATA									
▶ Steeple	20	Connor MORA	SR	8:45.96		5/2/15	3	0.47	3.47
▶ 5000m	60	Micah BELLER	SR	13:56.31		4/15/16		0.04	0.04
▶ 10k	42	Ben FLANAGAN	SR	29:13.72		4/16/16	0.2	0.15	0.35
▶ 400H	6	Taylor MCLAUGHLIN	JR	49.73		6/8/16	20	1.65	21.65
▶ SP	18	Grant CARTWRIGHT	SR	19.17m	62-10 3/4	5/15/16	4	0.34	4.34
▶ SP	20	Andrew LISKOWITZ	SO	19.15m	62-10	5/12/17	3	0.31	3.31
▶ DISC	12	Grant CARTWRIGHT	SR	58.23m	191-0	5/12/17	9	0.52	9.52
▶ HT	8	Joseph ELLIS	JR	70.98m	232-10	5/12/17	16	1.40	17.40
▶ HT	34	Grant CARTWRIGHT	SR	65.10m	213-7	5/12/17	0.5	0.00	0.50
Team Total									60.58

"Scrd As", short for "Scored As", Standing used for place points portion of performance's score combining preseason data (when applied) to current season data

Numbers in BLACK are both the performance's actual NCAA rank AND "scored as" rank Numbers in RED indicate actual NCAA rank does not exist or is worse than "scored as" rank Numbers in BLUE indicate actual NCAA rank is better than "scored as" rank

USTFCCCA Non-Member

Non-Member Schools Will NOT be ranked, beginning Week 2





# USTFCCCA NCAA Division I National Team Computer Rankings

## 2018 Outdoor Track & Field, Week #1

as of 4/2/2018 10:51:27 AM

Only those who score >0.01 pts are shown  
D denotes multiple-event rule in affect

### MEN

# 41



## Arizona

### Pac-12 Conference

# 3

Event	Scrd As	Athlete	Yr	Scored Mark	Date	Pl. Pts.	Bonus	TOTAL	
Scored bests come from CURRENT season									
▶ 400	35	Maj WILLIAMS	FR	46.14	3/24/18	0.45	0.16	0.61	
▶ 4x100	34	Johnson, Williams, Egbo, Hing		40.28	3/16/18	0.5	0.11	0.61	
▶ 4x400	21	Washington, Sincukovs, Egbo, Williams		3:09.79	3/16/18	2.5	0.36	2.86	
▶ HJ	11	Bryant O'GEORGIA	JR	2.22m	7-3¼	3/24/18	10	1.03	11.03
Scored bests come from PRE-SEASON DATA									
▶ 800m	11	Collins KIBET	RS SR	1:46.87	3/28/15	10	0.95	10.95	
▶ 1500	23	Carlos VILLARREAL	SO	3:41.75	5/5/17	1.5	0.43	1.93	
▶ 1500	73	Collins KIBET	RS SR	3:43.86	4/4/15		0.02	0.02	
▶ Steeple	7	Bailey ROTH	JR	8:37.38	6/8/16	18	1.70	19.70	
▶ 10k	63	Trent BRENDEL	SR	29:20.52	5/13/17		0.02	0.02	
▶ HJ	21	Justice SUMMERSET	SO	2.19m	7-2¼	4/8/17	2.5	0.45	2.95
▶ DISC	16	Viktor GARDENKRANS	JR	58.09m	190-7	4/8/17	5	0.48	5.48
▶ JAV	47	Erik MENSENDIEK	SR	68.10m	223-5	4/8/17	0.075	0.00	0.08
Team Total								56.22	

# 43



## Portland

### West Coast Conference

# 24

Event	Scrd As	Athlete	Yr	Scored Mark	Date	Pl. Pts.	Bonus	TOTAL
Scored bests come from CURRENT season								
1500	62	Trent MAZELLI	JR	3:43.57	3/30/18		0.06	0.06
Steeple	14	Simon GRANNETIA	JR	8:42.91	3/30/18	7	0.74	7.74
Steeple	38	Riley OSEN	FR	8:52.70	3/30/18	0.3	0.00	0.30
10k	6	Noah SCHUTTE	JR	28:34.51	3/30/18	20	1.29	21.29
10k	19	Emmanuel ROUDOLFF-LEVISSE	SO	28:55.50	3/30/18	3.5	0.48	3.98
10k	51	Nick HAUGER	JR	29:16.34	3/30/18		0.10	0.10
10k	52	Gabriel HAUGHEY	JR	29:16.67	3/30/18		0.09	0.09
10k	57	Matt WELCH	SR	29:18.06	3/30/18		0.07	0.07
Scored bests come from PRE-SEASON DATA								
1500	12	Jeff THIES	SR	3:40.73		9	0.85	9.85
Steeple	13	Noah SCHUTTE	JR	8:42.85		8	0.75	8.75
Team Total								52.22

# 44



## Wichita State

### American Athletic Conference

# 5

Event	Scrd As	Athlete	Yr	Scored Mark		Date	Pl. Pts.	Bonus	TOTAL
Scored bests come from CURRENT season									
▶ LJ	32	Hunter VEITH	SR	7.78m	25-6¼ (0.9)	3/28/18	0.6	0.03	0.63
▶ TJ	47	Jared BELARDO	JR	15.62m	51-3 (2.0)	3/28/18	0.075	0.00	0.08
▶ DEC	2	Hunter VEITH	SR	8,046		3/28/18	28	3.03	31.03
Scored bests come from PRE-SEASON DATA									
▶ 400H	13	Austin CORLEY	JR	50.59		5/12/17	8	0.65	8.65
▶ LJ	46	Jared BELARDO	JR	7.73mw	25-4½	4/16/16	0.1	0.00	0.10
▶ JAV	11	Damien ODLE	RS SR	73.36m	240-8	5/6/16	10	0.57	10.57
▶ JAV	32	Aaron TRUE	JR	69.88m	229-3	5/12/17	0.6	0.00	0.60
▶ DEC	39	Ben JOHNSON	JR	7,082		4/7/17	0.275	0.00	0.28
Team Total									51.94

# 42



## Clemson

### Atlantic Coast Conference

# 17

Event	Scrd As	Athlete	Yr	Scored Mark	Date	Pl. Pts.	Bonus	TOTAL	
Scored bests come from CURRENT season									
▶ 400H	19	Deron GORDON	SR	50.88	3/28/18	3.5	0.37	3.87	
▶ 4x100	50	Green, Lamb, Kamara, Toomer		40.58	3/23/18	0.01	0.00	0.01	
▶ 4x400	6	Lamb, Tolbert, Lewis, Green		3:05.11	3/28/18	20	1.81	21.81	
Scored bests come from PRE-SEASON DATA									
▶ 400	16	Jeffrey GREEN	SR	45.65	5/12/17	5	0.57	5.57	
▶ 400	44	Cordell LAMB	SR	46.35	5/12/17	0.15	0.00	0.15	
▶ 800m	23	John LEWIS	JR	1:47.62	5/12/17	1.5	0.42	1.92	
▶ 800m	29	Mpho MAKOFANE	SR	1:47.83	4/22/17	0.75	0.30	1.05	
▶ 800m	35	Terrell JACKSON	SO	1:48.01	4/22/17	0.45	0.24	0.69	
▶ Steeple	39	James QUATTLEBAUM	RS JR	8:53.02	5/13/16	0.275	0.00	0.28	
▶ LJ	17	Chris MCBRIDE	JR	7.90m	25-11	4/22/17	4.5	0.52	5.02
▶ TJ	10	Jeremiah GREEN	RS SR	16.25m	53-3¼	5/12/16	12	1.08	13.08
▶ TJ	49	Ishmael KAMARA	RS SR	15.61m	51-2¼	5/16/15	0.025	0.00	0.03
Team Total								53.48	

"Scrd As", short for "Scored As", Standing used for place points portion of performance's score combining preseason data (when applied) to current season data

Numbers in BLACK are both the performance's actual NCAA rank AND "scored as" rank Numbers in RED indicate actual NCAA rank does not exist or is worse than "scored as" rank Numbers in BLUE indicate actual NCAA rank is better than "scored as" rank

USTFCCCA Non-Member

Non-Member Schools Will NOT be ranked, beginning Week 2



# USTFCCCA NCAA Division I National Team Computer Rankings

as of 4/2/2018 10:51:27 AM

## 2018 Outdoor Track & Field, Week #1

Only those who score >0.01 pts are shown  
D denotes multiple-event rule in affect

### MEN

45



Rutgers

Big Ten Conference

▼ 5

Event	Scrd As	Athlete	Yr	Scored Mark	Date	Pl. Pts.	Bonus	TOTAL
-------	---------	---------	----	-------------	------	----------	-------	-------

#### Scored bests come from CURRENT season

▶ 400	42	Taj BURGESS	FR	46.31	3/29/18	0.2	0.03	0.23
▶ 4x400	30	Madeus, Pierre, Aris, Burgess		3:10.82	3/29/18	0.7	0.20	0.90

#### Scored bests come from PRE-SEASON DATA

▶ 400	9	Izaiah BROWN	JR	45.27		5/15/16	14	1.24	15.24
▶ 400	21	Jermaine GRIFFITH	SR	45.76		4/23/16	2.5	0.47	2.97
▶ HT	2	Rudy WINKLER	RS SR	75.10m	246-4	5/8/16	28	3.83	31.83
▶ JAV	37	Matthew KREZMER	RS SR	69.08m	226-7	5/13/16	0.35	0.00	0.35

Team Total 51.51

46



Utah State

Mountain West Conference

▼ 7

Event	Scrd As	Athlete	Yr	Scored Mark	Date	Pl. Pts.	Bonus	TOTAL
-------	---------	---------	----	-------------	------	----------	-------	-------

#### Scored bests come from CURRENT season

▶ 10k	23	Dillon MAGGARD	SR	29:01.00		3/30/18	1.5	0.38	1.88
▶ JAV	4	Sindri GUDMUNDSSON	SO	80.49m	264-1	3/16/18	24	3.15	27.15

#### Scored bests come from PRE-SEASON DATA

▶ 800m	13	Clay LAMBOURNE	SR	1:47.09	5/27/17	8	0.79	8.79
▶ 1500	30	Dillon MAGGARD	SR	3:42.15	4/21/17	0.7	0.30	1.00
▶ 5000m	12	Dillon MAGGARD	SR	13:41.17	4/13/17	9	0.82	9.82
▶ 400H	36	Samuel WING	JR	51.35	5/13/17	0.4	0.10	0.50

Team Total 49.15

47



Wisconsin

Big Ten Conference

▼ 9

Event	Scrd As	Athlete	Yr	Scored Mark	Date	Pl. Pts.	Bonus	TOTAL
-------	---------	---------	----	-------------	------	----------	-------	-------

#### Scored bests come from CURRENT season

▶ 10k	48	Zack SNIDER	SO	29:15.73	3/30/18	0.05	0.11	0.16
▶ 10k	55	Ben EIDENSCHINK	SO	29:17.42	3/30/18		0.08	0.08
▶ 10k	61	Tyson MIEHE	JR	29:18.97	3/30/18		0.05	0.05

#### Scored bests come from PRE-SEASON DATA

2016-2017 Season Results - 2017 Season Data									
▶ 1500	57	Carl HIRSCH	SR	3:43.26		4/21/17		0.10	0.10
▶ 1500	61	Oliver HOARE	SO	3:43.48		4/21/17		0.07	0.07
▶ 5000m	2	Morgan MCDONALD	JR	13:19.05		2/15/18	28	3.00	31.00
▶ PV	25	Rashid COULIBALY	SO	5.35m	17-6½	5/27/17	0.95	0.18	1.13
▶ SP	16	Riley BUDDE	SR	19.42m	63-8½	5/5/17	5	0.61	5.61
▶ DISC	21	Josh MCDONALD	SR	57.89m	189-11	4/8/17	2.5	0.41	2.91
▶ DISC	43	Riley BUDDE	SR	56.08m	184-0	5/1/16	0.175	0.00	0.17
▶ HT	25	Riley BUDDE	SR	66.79m	219-1	5/5/17	0.95	0.16	1.11
▶ DEC	19	Sawyer SMITH	SR	7,450		4/21/17	3.5	0.40	3.90
▶ DEC	33	Trent NYTES	JR	7,224		5/15/16	0.55	0.00	0.55

Team Total 46.84

48



Southern Miss

Conference USA

▲ 7

Event	Scrd As	Athlete	Yr	Scored Mark	Date	Pl. Pts.	Bonus	TOTAL
-------	---------	---------	----	-------------	------	----------	-------	-------

#### Scored bests come from CURRENT season

▶ 110H	25	Caleb PARKER	SO	13.82	(0.1)	3/23/18	0.95	0.29	1.24
▶ 4x100	15	Sagesse, West, Carson, Richmond		39.67		3/30/18	6	0.80	6.80
▶ HJ	12	Caleb PARKER	SO	2.21m	7-3	3/30/18	9	0.76	9.76

#### Scored bests come from PRE-SEASON DATA

▶ 100	12	McKinely WEST	JR	10.05		5/4/17	9	1.05	10.05
▶ 100	48	Cra'Vorkian CARSON	SR	10.26		5/14/17	0.05	0.04	0.09
▶ 200m	21	McKinely WEST	JR	20.49w		4/8/17	2.5	0.36	2.86
▶ TJ	9	John WARREN	JR	16.27m	53-4½	5/27/16	14	1.14	15.14
▶ JAV	27	Thomas PETERS	JR	70.44m	231-1	3/26/16	0.85	0.04	0.89

Team Total 46.83

"Scrd As", short for "Scored As", Standing used for place points portion of performance's score combining preseason data (when applied) to current season data

Numbers in BLACK are both the performance's actual NCAA rank AND "scored as" rank Numbers in RED indicate actual NCAA rank does not exist or is worse than "scored as" rank Numbers in BLUE indicate actual NCAA rank is better than "scored as" rank

USTFCCCA Non-Member

Non-Member Schools Will NOT be ranked, beginning Week 2



# USTFCCCA NCAA Division I National Team Computer Rankings

as of 4/2/2018 10:51:28 AM

## 2018 Outdoor Track & Field, Week #1

Only those who score >0.01 pts are shown  
D denotes multiple-event rule in affect

### MEN

# 49



## North Dakota State

### The Summit League

# ▼ 3

Event	Scrd As	Athlete	Yr	Scored Mark	Date	Pl. Pts.	Bonus	TOTAL
-------	---------	---------	----	-------------	------	----------	-------	-------

#### Scored bests come from CURRENT season

▶ SP	8	Payton OTTERDAHL	JR	19.97m	65-6½	3/30/18	16	1.41	17.41
▶ DISC	39	Payton OTTERDAHL	JR	56.33m	184-9	3/30/18	0.275	0.00	0.28

#### Scored bests come from PRE-SEASON DATA

▶ SP	45	Steffan STROH	SR	18.37m	60-3¼	5/11/17	0.125	0.00	0.13
▶ HT	27	Steffan STROH	SR	66.32m	217-7	5/5/17	0.85	0.04	0.89
▶ JAV	6	Matti MORTIMORE	SR	77.47m	254-2	3/31/17	20	2.03	22.03
▶ JAV	20	Tyler PARKER	SR	71.62m	234-11	3/21/15	3	0.26	3.26
▶ JAV	38	Austin SCHMIDT	JR	69.07m	226-7	5/30/15	0.3	0.00	0.30

**Team Total 44.28**

# 50



## Northwestern State

### Southland Conference

# ▲ 51

Event	Scrd As	Athlete	Yr	Scored Mark	Date	Pl. Pts.	Bonus	TOTAL
-------	---------	---------	----	-------------	------	----------	-------	-------

#### Scored bests come from CURRENT season

▶ 100	8	Micah LARKINS	JR	10.02w	(3.6)	3/28/18	16	1.35	17.35
▶ 100	17	Amir JAMES	SR	10.12w	(3.6)	3/28/18	4.5	0.51	5.01
▶ 4x100	8	Harry, Larkins, James, McGruder		39.45		3/28/18	16	1.20	17.20

#### Scored bests come from PRE-SEASON DATA

▶ 100	22	Michael MCGRUDER	SR	10.17w		4/7/17	2	0.34	2.34
▶ 100	45	Desmond MAPPS	SR	10.25w		5/27/17	0.125	0.07	0.20
▶ 200m	30	Amir JAMES	SR	20.56w		3/17/17	0.7	0.24	0.94
▶ 200m	36	Desmond MAPPS	SR	20.59w		5/27/17	0.4	0.19	0.59

**Team Total 43.61**

# 51



## Tulane

### American Athletic Conference

# ▲ 1

Event	Scrd As	Athlete	Yr	Scored Mark	Date	Pl. Pts.	Bonus	TOTAL
-------	---------	---------	----	-------------	------	----------	-------	-------

#### Scored bests come from CURRENT season

▶ 10k	34	Emmanuel ROTICH	JR	29:09.24		3/30/18	0.5	0.23	0.73
▶ 4x100	42	Kibet, Glenn, Dauphine, Toles		40.50		3/30/18	0.2	0.00	0.20

#### Scored bests come from PRE-SEASON DATA

▶ 400	8	Raymond KIBET	SO	45.21		5/27/17	16	1.38	17.38
▶ Steeple	5	Emmanuel ROTICH	JR	8:36.40		5/27/17	22	1.92	23.92

**Team Total 42.23**

# 52



## Colorado

### Pac-12 Conference

# ▼ 16

Event	Scrd As	Athlete	Yr	Scored Mark	Date	Pl. Pts.	Bonus	TOTAL
-------	---------	---------	----	-------------	------	----------	-------	-------

#### Scored bests come from PRE-SEASON DATA

▶ 400	41	Duane MCCLURKIN JR	JR	46.30		4/21/17	0.225	0.03	0.26
▶ 1500	7	Ben SAAREL	SR	3:40.24		4/21/17	18	1.05	19.05
▶ 1500	22	Joe KLECKER	JR	3:41.69		4/28/17	D	2	2.45
▶ 1500	36	Zach PERRIN	SR	3:42.42c	(3:47.85)	4/7/17	0.4	0.23	0.63
▶ 1500	52	Nick HARRIS	RS SR	3:43.07		4/22/16		0.13	0.13
▶ 5000m	14	Joe KLECKER	JR	13:42.64		4/21/17	7	0.71	7.71
▶ 5000m	17	John DRESSEL	JR	13:44.56		4/21/17	4.5	0.57	5.07
▶ 5000m	20	Zach PERRIN	SR	13:46.09		4/21/17	3	0.46	3.46
▶ 5000m	24	Ben SAAREL	SR	13:48.97		5/4/14	1	0.30	1.30
▶ 10k	65	John DRESSEL	RS SO	29:20.97		5/14/16		0.01	0.01
▶ 400H	45	Trenton STRINGARI	JR	51.53		5/5/17	0.125	0.00	0.13
▶ DEC	23	Isaiah OLIVER	JR	7,394		5/6/17	1.5	0.25	1.75
▶ DEC	46	Andrew GHIZZONE	SR	7,045		4/12/17	0.1	0.00	0.10

**Team Total 42.05**

# 53



## Memphis

### American Athletic Conference

# ▼ 3

Event	Scrd As	Athlete	Yr	Scored Mark	Date	Pl. Pts.	Bonus	TOTAL
-------	---------	---------	----	-------------	------	----------	-------	-------

#### Scored bests come from CURRENT season

▶ 4x100	39	Bishop, DeMoss, Gunnarsson, Persiado		40.46		3/28/18	0.275	0.00	0.28
▶ 4x400	15	DeMoss, Champlin, Pasley, Gunnarsson		3:08.51		3/28/18	6	0.61	6.61
▶ SP	40	Luke VAUGHN	SR	18.51m	60-8½	3/16/18	0.25	0.00	0.25
▶ DISC	31	Rafael VALLERY	SR	56.85m	186-6	3/30/18	0.65	0.08	0.73

#### Scored bests come from PRE-SEASON DATA

▶ 100	22	Davon DEMOSS	JR	10.17w		4/28/17	2	0.34	2.34
▶ 200m	51	Davon DEMOSS	JR	20.65w		5/12/17		0.08	0.08
▶ HJ	7	Jordan WESNER	JR	2.23m	7-3¼	4/28/17	18	1.31	19.31
▶ DISC	14	Luke VAUGHN	RS SR	58.13m	190-8	5/17/15	7	0.49	7.49
▶ JAV	18	Michael CRITICOS	SR	71.85m	235-8	5/15/16	4	0.30	4.30
▶ DEC	41	Lennard BIERE	SO	7,070		5/12/17	0.225	0.00	0.22

**Team Total 41.60**

"Scrd As", short for "Scored As", Standing used for place points portion of performance's score combining preseason data (when applied) to current season data

Numbers in BLACK are both the performance's actual NCAA rank AND "scored as" rank Numbers in RED indicate actual NCAA rank does not exist or is worse than "scored as" rank Numbers in BLUE indicate actual NCAA rank is better than "scored as" rank

USTFCCCA Non-Member

Non-Member Schools Will NOT be ranked, beginning Week 2



# USTFCCCA NCAA Division I National Team Computer Rankings

as of 4/2/2018 10:51:28 AM

## 2018 Outdoor Track & Field, Week #1

Only those who score >0.01 pts are shown  
D denotes multiple-event rule in affect

### MEN

# 54



## Akron

### Mid-American Conference

# 6

Event	Scrd As	Athlete	Yr	Scored Mark		Date	Pl. Pts.	Bonus	TOTAL
Scored bests come from CURRENT season									
► LJ	25	Jordan LATIMER	JR	7.83m	25-8½ (1.3)	3/28/18	0.95	0.24	1.19
► JAV	26	Ian BEHM	SO	70.59m	231-7	3/22/18	0.9	0.07	0.97
Scored bests come from PRE-SEASON DATA									
► HJ	30	Curtis RICHARDSON	JR	2.17m	7-1½	5/28/16	0.7	0.17	0.87
► HJ	30	Cody STINE	JR	2.17m	7-1½	4/22/17	0.7	0.17	0.87
► PV	3	Matthew LUDWIG	JR	5.70m	18-8½	5/5/17	26	2.43	28.43
► LJ	14	Terrell MCCLAIN	SR	7.95m	26-1	4/16/16	7	0.77	7.77
Team Total									40.08

# 55



## Maryland

### Big Ten Conference

# 4

Event	Scrd As	Athlete	Yr	Scored Mark	Date	Pl. Pts.	Bonus	TOTAL
Scored bests come from CURRENT season								
▶ HJ	7	Samuel SHOULTZ	JR	2.23m	7-3¼	3/29/18	18	1.31 19.31
Scored bests come from PRE-SEASON DATA								
▶ DISC	7	Greg THOMPSON	JR	60.28m	197-9	5/5/17	18	1.46 19.46
Team Total								38.77

# 56



## North Carolina A&T

### Mid-Eastern Athletic Conference

# 30

Event	Scrd As	Athlete	Yr	Scored Mark	Date	Pl. Pts.	Bonus	TOTAL	
Scored bests come from CURRENT season									
▶ 200m	33	Rodney ROWE	JR	20.58	(0.7)	3/29/18	0.55	0.20	0.75
▶ 110H	32	Todd TOWNSEND	SR	13.88w	(3.5)	3/23/18	0.6	0.13	0.73
▶ 4x100	4	Mitchell, Thomas, Dickson, Rowe		39.15	3/29/18	24	1.88	25.88	
▶ 4x400	42	Hamilton, Stewart, Aiken, Harding		3:11.58	3/29/18	0.2	0.09	0.29	
Scored bests come from PRE-SEASON DATA									
▶ 200m	36	Akeem SIRLEAF	JR	20.59	5/19/16	0.4	0.19	0.59	
▶ 400	29	Dajuan HARDING	SR	46.04	5/27/17	0.75	0.24	0.99	
▶ 110H	14	Michael DICKSON	JR	13.67	4/23/16	7	0.70	7.70	
▶ 110H	38	TeQuille JACKSON	RS SR	13.92w	5/4/17	0.3	0.02	0.32	
▶ TJ	25	Lasheon STROZIER	JR	15.80mw	51-10	4/21/17	0.95	0.20	1.15
Team Total								38.41	

# 57



## South Dakota

### The Summit League

# 3

Event	Scrd As	Athlete	Yr	Scored Mark		Date	Pl. Pts.	Bonus	TOTAL
Scored bests come from CURRENT season									
▶ HJ	23	Zack ANDERSON	SO	2.18m	7-1¼	3/29/18	1.5	0.31	1.81
▶ PV	1	Chris NILSEN	SO	5.80m	19-¾	3/28/18	30	3.61	33.61
▶ DISC	40	Ben HAMMER	JR	56.28m	184-7	3/16/18	0.25	0.00	0.25
Scored bests come from PRE-SEASON DATA									
▶ 100	48	Gawain WILLIAMS	SR	10.26w		5/14/16	0.05	0.04	0.09
▶ PV	31	Ethan BRAY	SO	5.31m	17-5	5/11/17	0.65	0.01	0.66
▶ SP	40	Jacob BARENTS	SR	18.51m	60-8¾	5/11/17	0.25	0.00	0.25
▶ DEC	25	Corey REID	JR	7,367		4/12/17	0.95	0.18	1.13
Team Total									37.80

# 58



## Washington

### Pac-12 Conference

# 11

Event	Scrd As	Athlete	Yr	Scored Mark		Date	Pl. Pts.	Bonus	TOTAL
Scored bests come from CURRENT season									
▶ 5000m	63	Andrew GARDNER	SR	13:56.77		3/30/18		0.02	0.02
▶ PV	34	Chase SMITH	JR	5.30m	17-4½	3/16/18	0.5	0.00	0.50
Scored bests come from PRE-SEASON DATA									
▶ 1500	15	Colby GILBERT	RS JR	3:40.99		5/14/16	D	6	0.74
▶ 1500	69	Johnathan STEVENS	SR	3:43.70		3/26/16		0.04	0.04
▶ Steeple	17	Andrew GARDNER	RS JR	8:44.47		5/14/16		4.5	0.58
▶ 5000m	5	Colby GILBERT	SR	13:35.20		5/15/16		22	1.27
▶ 5000m	16	Fred HUXHAM	JR	13:44.39		5/15/16		5	0.58
▶ PV	38	Lev MARCUS	SR	5.25m	17-2¾	5/17/15	0.3	0.00	0.30
▶ PV	46	Zachary SHUGART	SO	5.20m	17-¾	4/14/17	0.1	0.00	0.10
▶ PV	46	Blaise BLACK	JR	5.20m	17-¾	4/13/17	0.1	0.00	0.10
Team Total									37.73

"Scrd As", short for "Scored As", Standing used for place points portion of performance's score combining preseason data (when applied) to current season data

Numbers in BLACK are both the performance's actual NCAA rank AND "scored as" rank Numbers in RED indicate actual NCAA rank does not exist or is worse than "scored as" rank Numbers in BLUE indicate actual NCAA rank is better than "scored as" rank

USTFCCCA Non-Member

Non-Member Schools Will NOT be ranked, beginning Week 2



## 2018 Outdoor Track &amp; Field, Week #1

Only those who score >0.01 pts are shown  
D denotes multiple-event rule in affect

## MEN

59



Middle Tennessee

Conference USA

▼16

Event	Scrd As	Athlete	Yr	Scored Mark	Date	Pl. Pts.	Bonus	TOTAL
-------	---------	---------	----	-------------	------	----------	-------	-------

## Scored bests come from CURRENT season

▶ 4x400	19	Adedamola, Umoh, Torian, Sanders		3:09.45	3/16/18	3.5	0.41	3.91
---------	----	----------------------------------	--	---------	---------	-----	------	------

## Scored bests come from PRE-SEASON DATA

▶ 1500	37	Geoffrey CHERUIYOT	SR	3:42.52	4/21/17	0.35	0.20	0.55
▶ 1500	68	Kigen CEMADI	JR	3:43.69c (3:47.15)	5/11/17		0.04	0.04
▶ Steeple	28	Geoffrey CHERUIYOT	SR	8:48.73	4/13/17	0.8	0.27	1.07
▶ 5000m	9	Jacob CHOGE	SO	13:39.90	4/21/17	14	0.92	14.92
▶ 5000m	62	Kigen CEMADI	JR	13:56.54	4/13/17		0.03	0.03
▶ 10k	9	Jacob CHOGE	SO	28:42.31	4/13/17	14	0.96	14.96
▶ HJ	23	Jacob PATTEN	JR	2.18m 7-1¾	4/2/16	1.5	0.31	1.81

Team Total 37.28

60



Air Force

Mountain West Conference

▲8

Event	Scrd As	Athlete	Yr	Scored Mark	Date	Pl. Pts.	Bonus	TOTAL
-------	---------	---------	----	-------------	------	----------	-------	-------

## Scored bests come from CURRENT season

▶ Steeple	47	Andrew MILLIRON	SR	8:54.56	3/30/18	0.075	0.00	0.08
▶ 10k	20	Andrew JOHNSTON	SR	28:56.60	3/30/18	3	0.46	3.46
▶ 10k	47	Mickey DAVEY	JR	29:15.24	3/30/18	0.075	0.12	0.19
▶ 4x400	11	Walden, Dicken, White, Koss		3:07.33	3/28/18	10	0.96	10.96

## Scored bests come from PRE-SEASON DATA

▶ 200m	13	Jamiel TRIMBLE	SR	20.40c (20.33)	5/10/17	8	0.67	8.67
▶ 400	22	Sedacy WALDEN	JR	45.81	5/27/17	2	0.42	2.42
▶ 5000m	56	Jacob BILVADO	JR	13:54.68	3/31/17		0.10	0.10
▶ 110H	11	Jamiel TRIMBLE	SR	13.62	5/28/16	10	0.93	10.93
▶ 400H	47	Chip WHITE	SR	51.57	5/13/17	0.075	0.00	0.08

Team Total 36.89

61



New Mexico

Mountain West Conference

▼5

Event	Scrd As	Athlete	Yr	Scored Mark	Date	Pl. Pts.	Bonus	TOTAL
-------	---------	---------	----	-------------	------	----------	-------	-------

## Scored bests come from PRE-SEASON DATA

Records were set on the 2016-2017 season.										
▶ 800m	21	Josh KERR	JR	1:47.51c	(1:48.05)	5/10/17	D	2.5	0.50	2.50
▶ 1500	1	Josh KERR	JR	3:35.99		4/13/17		30	2.85	32.85
▶ DEC	29	Daniel LAM	SR	7,277		5/10/17		0.75	0.00	0.75

Team Total 36.10

62



Western Kentucky

Conference USA

▲10

Event	Scrd As	Athlete	Yr	Scored Mark	Date	Pl. Pts.	Bonus	TOTAL
-------	---------	---------	----	-------------	------	----------	-------	-------

## Scored bests come from CURRENT season

▶ 4x100	27	Minor, Hayes, Morris, Tanksley		40.06	3/29/18	0.85	0.30	1.15
▶ 4x400	9	Morris, Minor, Alexandre, Gates		3:07.10	3/29/18	14	1.03	15.03

## Scored bests come from PRE-SEASON DATA

▶ 100	25	Julius MORRIS	SR	10.18c (10.15)	5/11/17	0.95	0.30	1.25
▶ 200m	8	Julius MORRIS	SR	20.28	5/14/17	16	1.21	17.21
▶ 110H	45	Jonathan HAYDEN	SR	13.98	5/14/17	0.125	0.00	0.13
▶ 400H	24	Maor SEGED	JR	51.02	5/27/16	1	0.29	1.29

Team Total 36.06

63



Kansas State

Big 12 Conference

▲28

Event	Scrd As	Athlete	Yr	Scored Mark	Date	Pl. Pts.	Bonus	TOTAL
-------	---------	---------	----	-------------	------	----------	-------	-------

## Scored bests come from CURRENT season

▶ HJ	4	Tejaswin SHANKAR	FR	2.25m 7-4½	3/22/18	24	2.03	26.03
------	---	------------------	----	------------	---------	----	------	-------

## Scored bests come from PRE-SEASON DATA

▶ 100	41	Terrell SMITH	SR	10.24w	5/12/17	0.225	0.11	0.33
▶ 200m	18	Terrell SMITH	SR	20.44w	5/12/17	4	0.53	4.53
▶ HJ	42	Miles BEARDEN	SR	2.15m 7-½	5/6/17	0.2	0.00	0.20
▶ HJ	42	NaTron GIPSON	RS JR	2.15m 7-½	5/13/16	0.2	0.00	0.20
▶ SP	19	Brett NEELLY	JR	19.16m 62-10½	6/11/16	3.5	0.33	3.83
▶ HT	30	Mitch DIXON	SR	65.95m 216-4	5/27/17	0.7	0.00	0.70

Team Total 35.82

"Scrd As", short for "Scored As", Standing used for place points portion of performance's score combining preseason data (when applied) to current season data

Numbers in BLACK are both the performance's actual NCAA rank AND "scored as" rank Numbers in RED indicate actual NCAA rank does not exist or is worse than "scored as" rank Numbers in BLUE indicate actual NCAA rank is better than "scored as" rank

USTFCCCA Non-Member

Non-Member Schools Will NOT be ranked, beginning Week 2





# USTFCCCA NCAA Division I National Team Computer Rankings

as of 4/2/2018 10:51:28 AM

## 2018 Outdoor Track & Field, Week #1

Only those who score >0.01 pts are shown  
D denotes multiple-event rule in affect

### MEN

64



North Carolina

Atlantic Coast Conference

▼ 6

Event	Scrd As	Athlete	Yr	Scored Mark	Date	Pl. Pts.	Bonus	TOTAL
-------	---------	---------	----	-------------	------	----------	-------	-------

#### Scored bests come from CURRENT season

▶ 4x400	31	Johnson, Douglas, Palmer, Nicholls		3:10.84	3/16/18	0.65	0.20	0.85
---------	----	------------------------------------	--	---------	---------	------	------	------

#### Scored bests come from PRE-SEASON DATA

▶ 400H	2	Kenny SELMON	SR	48.60			28	3.41	31.41
▶ LJ	48	Joey SOUZA	JR	7.71m	25-3%	4/29/17	0.05	0.00	0.05
▶ TJ	32	Darryl SHAW	JR	15.76m	51-8%	5/12/17	0.6	0.14	0.74
▶ SP	23	Daniel MCARTHUR	SO	19.11m	62-8%	5/12/17	1.5	0.27	1.77

Team Total 34.82

65



Oklahoma

Big 12 Conference

▲ 93

Event	Scrd As	Athlete	Yr	Scored Mark	Date	Pl. Pts.	Bonus	TOTAL
-------	---------	---------	----	-------------	------	----------	-------	-------

#### Scored bests come from CURRENT season

▶ 4x100	9	Wesley, Sheffield, Webb, Brown		39.47		3/16/18	14	1.16	15.16
▶ HJ	7	Vernon TURNER	FR	2.23m	7-3%	3/28/18	18	1.31	19.31

#### Scored bests come from PRE-SEASON DATA

▶ HJ	42	Carl WILLIAMS	SR	2.15m	7-½	5/15/16	0.2	0.00	0.20
▶ DEC	49	Steven JAZDYK	SR	7.003		5/12/17	0.025	0.00	0.03

Team Total 34.69

66



Oklahoma State

Big 12 Conference

▼ 24

Event	Scrd As	Athlete	Yr	Scored Mark	Date	Pl. Pts.	Bonus	TOTAL
-------	---------	---------	----	-------------	------	----------	-------	-------

#### Scored bests come from CURRENT season

▶ 10k	53	Luis MARTINEZ	SR	29:16.78	3/30/18		0.09	0.09
-------	----	---------------	----	----------	---------	--	------	------

#### Scored bests come from PRE-SEASON DATA

▶ 1500	71	Matthew FAYERS	RS SR	3:43.71	5/2/15		0.04	0.04
▶ Steeple	46	Ryan SMEETON	SO	8:54.37	3/31/17	0.1	0.00	0.10
▶ 5000m	15	Hassan ABDI	SR	13:43.27	4/21/17	6	0.67	6.67
▶ 5000m	33	Cerake GEBERKIDANE	RS SO	13:51.79	4/1/16	0.55	0.20	0.75
▶ 10k	16	Hassan ABDI	SR	28:54.86	3/31/17	5	0.50	5.50
▶ 10k	25	Sylvester BARUS	SR	29:04.65	3/31/17	0.95	0.31	1.26
▶ PV	23	Blake SCOTT	RS SO	5.36m	17-7	5/7/16	1.5	0.22
▶ LJ	8	Jacob FINCHAM-DUKES	JR	8.02mw	26-3%	4/15/17	16	1.34

Team Total 33.46

67



Youngstown State

Horizon League

▼ 5

Event	Scrd As	Athlete	Yr	Scored Mark	Date	Pl. Pts.	Bonus	TOTAL
-------	---------	---------	----	-------------	------	----------	-------	-------

#### Scored bests come from PRE-SEASON DATA

▶ 110H	1	Chad ZALLOW	JR	13.37w	3/30/17	30	2.75	32.75
--------	---	-------------	----	--------	---------	----	------	-------

Team Total 32.75

68



Albany

America East Conference

▲ 81

Event	Scrd As	Athlete	Yr	Scored Mark	Date	Pl. Pts.	Bonus	TOTAL
-------	---------	---------	----	-------------	------	----------	-------	-------

#### Scored bests come from CURRENT season

▶ HJ	2	Matthew CAMPBELL	SR	2.26m	7-5	3/29/18	28	2.45	30.45
------	---	------------------	----	-------	-----	---------	----	------	-------

#### Scored bests come from PRE-SEASON DATA

▶ HJ	35	Kingsley OGBONNA	RS SR	2.16m	7-1	4/16/16	0.45	0.03	0.48
▶ JAV	35	Adrian MITCHELL	SO	69.25m	227-2	4/14/17	0.45	0.00	0.45

Team Total 31.37

69



Indiana

Big Ten Conference

▼ 8

Event	Scrd As	Athlete	Yr	Scored Mark	Date	Pl. Pts.	Bonus	TOTAL
-------	---------	---------	----	-------------	------	----------	-------	-------

#### Scored bests come from CURRENT season

▶ 5000m	32	Ben VEATCH	FR	13:50.49	3/30/18	0.6	0.25	0.85
▶ 110H	26	William SESSION	SO	13.84 (0.0)	3/23/18	0.9	0.24	1.14
▶ 4x400	38	Grimmer, Williams,		3:11.29	3/23/18	0.3	0.14	0.44

#### Scored bests come from PRE-SEASON DATA

▶ 800m	9	Daniel KUHN	RS JR	1:46.69		3/26/16	14	1.11	15.11
▶ Steeple	25	Joseph MURPHY	JR	8:47.78		5/12/17	0.95	0.34	1.29
▶ LJ	37	Treyton HARRIS	JR	7.76m	25-5½	3/24/17	0.35	0.00	0.35
▶ TJ	30	Eric BETHEA	JR	15.77m	51-9	3/24/17	0.7	0.16	0.86
▶ SP	12	Willie MORRISON	JR	19.69m	64-7%	5/27/17	9	0.90	9.90
▶ SP	48	David SCHALL	JR	18.20m	59-8½	3/24/17	0.05	0.00	0.05
▶ HT	41	Andrew MILLER	SR	64.13m	210-5	3/28/15	0.225	0.00	0.225

Team Total 30.20

"Scrd As", short for "Scored As", Standing used for place points portion of performance's score combining preseason data (when applied) to current season data

Numbers in BLACK are both the performance's actual NCAA rank AND "scored as" rank Numbers in RED indicate actual NCAA rank does not exist or is worse than "scored as" rank Numbers in BLUE indicate actual NCAA rank is better than "scored as" rank

USTFCCCA Non-Member

Non-Member Schools Will NOT be ranked, beginning Week 2





## 2018 Outdoor Track &amp; Field, Week #1

Only those who score >0.01 pts are shown  
D denotes multiple-event rule in affect

## MEN

70



Samford

Southern Conference

▲ 9

Event	Scrd As	Athlete	Yr	Scored Mark	Date	Pl. Pts.	Bonus	TOTAL
Scored bests come from CURRENT season								
PV	6	Tray OATES	SR	5.66m	18-6%	3/29/18	20	1.96 21.96
Scored bests come from PRE-SEASON DATA								
10k	14	ArsOne GUILLOREL	SR	28:51.75	3/31/17	7	0.60	7.60
HJ	42	Keyth FIGHTMASTER	JR	2.15m	7-½	3/29/17	0.2	0.00 0.20
Team Total								29.76

71



Southern Utah

Big Sky Conference

▼ 2

Event	Scrd As	Athlete	Yr	Scored Mark	Date	Pl. Pts.	Bonus	TOTAL
Scored bests come from CURRENT season								
JAV	22	Skyler PORCARO	JR	71.10m	233-3	3/22/18	2	0.16 2.16
Scored bests come from PRE-SEASON DATA								
1500	43	Mike TATE	SR	3:42.72	5/2/15	0.175	0.17	0.35
5000m	4	Mike TATE	SR	13:34.28	5/5/17	24	1.33	25.33
5000m	30	Kasey KNEVELBAARD	JR	13:50.08	4/13/17	0.7	0.26	0.96
Team Total								28.81

72



Miami (Fla.)

Atlantic Coast Conference

▲ 16

Event	Scrd As	Athlete	Yr	Scored Mark	Date	Pl. Pts.	Bonus	TOTAL
Scored bests come from CURRENT season								
400H	44	McKinly BROWN	SO	51.52	3/23/18	0.15	0.01	0.16
4x400	44	Brown, Valentine, Jones, Mullings		3:11.74	3/23/18	0.15	0.07	0.22
DISC	11	Gian RAGONESI	SR	58.33m	191-4	3/23/18	10	0.56 10.56
HT	9	Kevin ARREAGA	FR	69.83m	229-1	3/23/18	14	0.94 14.94
Scored bests come from PRE-SEASON DATA								
SP	27	Gian RAGONESI	RS SR	18.89m	61-11%	5/13/16	0.85	0.03 0.88
DEC	26	Andreas CHRISTODOULOU	JR	7,334		5/15/16	0.9	0.09 0.99
Team Total								27.75

73



Kent State

Mid-American Conference

▲ 4

Event	Scrd As	Athlete	Yr	Scored Mark	Date	Pl. Pts.	Bonus	TOTAL
Scored bests come from CURRENT season								
200m	15	Riak REESE	SR	20.43	(0.9)	3/29/18	6	0.56 6.56
Scored bests come from PRE-SEASON DATA								
PV	38	Christian CHAMPEN	SO	5.25m	17-2%	4/14/17	0.3	0.00 0.30
TJ	16	Craig STEVENS JR	JR	16.06mw	52-8%	5/11/17	5	0.62 5.62
DEC	9	TJ LAWSON	SO	7,725		6/8/17	14	1.14 15.14
Team Total								27.62

74



Gonzaga

West Coast Conference

▼ 4

Event	Scrd As	Athlete	Yr	Scored Mark	Date	Pl. Pts.	Bonus	TOTAL
Scored bests come from CURRENT season								
Steeple	33	Kellen MANLEY	JR	8:51.26	3/30/18	0.55	0.09	0.64
Scored bests come from PRE-SEASON DATA								
Steeple	4	Troy FRALEY	SR	8:35.38			24	2.15 26.15
Team Total								26.78

75



Rice

Conference USA

▼ 9

Event	Scrd As	Athlete	Yr	Scored Mark	Date	Pl. Pts.	Bonus	TOTAL
Scored bests come from PRE-SEASON DATA								
HT	18	Austin RIDDLE	SR	67.69m	222-1	3/29/17	4	0.39 4.39
DEC	6	Scott FILIP	SR	7,915		3/29/17	20	2.12 22.12
DEC	42	Charlie CARD-CHILDERS	JR	7,061		3/14/17	0.2	0.00 0.20
Team Total								26.71

"Scrd As", short for "Scored As", Standing used for place points portion of performance's score combining preseason data (when applied) to current season data

Numbers in BLACK are both the performance's actual NCAA rank AND "scored as" rank Numbers in RED indicate actual NCAA rank does not exist or is worse than "scored as" rank Numbers in BLUE indicate actual NCAA rank is better than "scored as" rank

USTFCCCA Non-Member

Non-Member Schools Will NOT be ranked, beginning Week 2



## 2018 Outdoor Track &amp; Field, Week #1

Only those who score >0.01 pts are shown  
D denotes multiple-event rule in affect

## MEN

76



Michigan State

Big Ten Conference

▼19

Event	Scrd As	Athlete	Yr	Scored Mark	Date	Pl. Pts.	Bonus	TOTAL
Scored bests come from PRE-SEASON DATA								
1500	33	Justine KIPROTICH	JR	3:42.36	4/21/17	0.55	0.24	0.79
Steeple	16	Max BENOIT	SR	8:44.46	5/29/15	5	0.58	5.58
10k	15	Clark RUIZ	SR	28:52.46	3/24/17	6	0.58	6.58
110H	38	Will AGODU	JR	13.92	5/27/17	0.3	0.02	0.32
PV	25	Noah GARY	SR	5.35m 17-6½	4/21/17	0.95	0.18	1.13
PV	31	Tim EHRHARDT	SR	5.31m 17-5	4/14/17	0.65	0.01	0.66
DEC	12	Tim EHRHARDT	SR	7,677	6/11/15	9	1.00	10.00

Team Total 25.07

77



Stephen F. Austin

Southland Conference

▲3

Event	Scrd As	Athlete	Yr	Scored Mark	Date	Pl. Pts.	Bonus	TOTAL
Scored bests come from CURRENT season								
4x100	18	Piper, Love, Hawkins,		39.71	3/22/18	4	0.73	4.73
4x400	22	Gleason, Davis, Murphy, Hawkins		3:09.82	3/16/18	2	0.35	2.35
Scored bests come from PRE-SEASON DATA								
100	26	Aaron PIPER	SR	10.19w	4/6/17	0.9	0.27	1.17
400H	30	Kerry GLEASON	SR	51.20	4/16/16	0.7	0.19	0.89
PV	10	Antonio RUIZ	JR	5.52m 18-1½	5/5/17	12	0.87	12.87
PV	30	Noah GILFILLAN	SR	5.33m 17-5½	4/6/17	0.7	0.10	0.80
LJ	31	Isaiah PITTMAN	JR	7.79m 25-6½	5/12/17	0.65	0.08	0.73

Team Total 23.53

78



Long Beach State

Big West Conference

▼18

Event	Scrd As	Athlete	Yr	Scored Mark	Date	Pl. Pts.	Bonus	TOTAL
Scored bests come from CURRENT season								
4x400	24	Harris, York-Mouton, Johnson, Babineaux		3:10.30	3/16/18	1	0.28	1.28
Scored bests come from PRE-SEASON DATA								
HJ	13	Vincent CALHOUN	SR	2.20m 7-2½	4/28/17	8	0.59	8.59
LJ	11	Kemonie BRIGGS	JR	7.99mw 26-2½	3/4/17	10	1.09	11.09
DISC	33	Josh CARR	JR	56.70m 186-0	3/4/17	0.55	0.03	0.58
DEC	31	Herman DAY	RS JR	7,249	3/24/16	0.65	0.00	0.65

Team Total 22.19

79



Furman

Southern Conference

▼4

Event	Scrd As	Athlete	Yr	Scored Mark	Date	Pl. Pts.	Bonus	TOTAL
Scored bests come from PRE-SEASON DATA								
1500	49	Ryan ADAMS	JR	3:42.90	3/24/17	0.025	0.15	0.18
Steeple	6	Troy REEDER	SR	8:36.51	6/8/16	20	1.89	21.89
10k	50	Tanner HINKLE	SR	29:15.99	3/31/17	0.01	0.10	0.11

Team Total 22.18

80



Notre Dame

Atlantic Coast Conference

▼6

Event	Scrd As	Athlete	Yr	Scored Mark	Date	Pl. Pts.	Bonus	TOTAL
Scored bests come from CURRENT season								
1500	28	Jacob DUMFORD	SR	3:42.04	3/30/18	0.8	0.33	1.13
PV	7	Nate RICHARTZ	SR	5.60m 18-4½	3/16/18	18	1.41	19.41
Scored bests come from PRE-SEASON DATA								
HJ	30	Matthew BIRZER	JR	2.17m 7-1½	5/15/16	0.7	0.17	0.87

Team Total 21.41

81



La Salle

Atlantic 10 Conference

▼3

Event	Scrd As	Athlete	Yr	Scored Mark	Date	Pl. Pts.	Bonus	TOTAL
Scored bests come from PRE-SEASON DATA								
800m	6	Chris SANDERS	RS SR	1:46.52	6/8/16	20	1.29	21.29

Team Total 21.29

"Scrd As", short for "Scored As", Standing used for place points portion of performance's score combining preseason data (when applied) to current season data

Numbers in BLACK are both the performance's actual NCAA rank AND "scored as" rank Numbers in RED indicate actual NCAA rank does not exist or is worse than "scored as" rank Numbers in BLUE indicate actual NCAA rank is better than "scored as" rank

USTFCCCA Non-Member

Non-Member Schools Will NOT be ranked, beginning Week 2



# USTFCCCA NCAA Division I National Team Computer Rankings

as of 4/2/2018 10:51:29 AM

## 2018 Outdoor Track & Field, Week #1

Only those who score >0.01 pts are shown  
D denotes multiple-event rule in affect

### MEN

# 82



## Louisville

### Atlantic Coast Conference

# ▼17

Event	Scrd As	Athlete	Yr	Scored Mark	Date	Pl. Pts.	Bonus	TOTAL
-------	---------	---------	----	-------------	------	----------	-------	-------

#### Scored bests come from CURRENT season

▶ DISC	28	John KOLB	SO	56.98m	186-11	3/16/18	0.8	0.12	0.92
▶ DEC	13	Joe DELGADO	SR	7,655		3/28/18	8	0.94	8.94

#### Scored bests come from PRE-SEASON DATA

▶ 400H	32	Martice MOORE	JR	51.26		4/14/17	0.6	0.15	0.75
▶ HJ	13	Javen REEVES	SR	2.20m	7-2½	3/18/16	8	0.59	8.59
▶ HJ	42	Jerin ALLEN	SR	2.15m	7-½	5/12/17	0.2	0.00	0.20
▶ LJ	32	Oliver NEWPORT	SR	7.78m	25-6½	5/14/16	0.6	0.03	0.63
▶ DEC	32	Eric FOX	SR	7,233		3/29/17	0.6	0.00	0.60

**Team Total 20.64**

# 83



## Hampton

### Mid-Eastern Athletic Conference

# unch

Event	Scrd As	Athlete	Yr	Scored Mark	Date	Pl. Pts.	Bonus	TOTAL
-------	---------	---------	----	-------------	------	----------	-------	-------

#### Scored bests come from CURRENT season

▶ 4x400	14	Garrett, Powell, Beatty, Williams		3:08.05		3/29/18	7	0.74	7.74
---------	----	-----------------------------------	--	---------	--	---------	---	------	------

#### Scored bests come from PRE-SEASON DATA

▶ 400H	10	Jaelen WILLIAMS	SO	50.46			12	0.80	12.80
--------	----	-----------------	----	-------	--	--	----	------	-------

**Team Total 20.54**

# 84



## Boise State

### Mountain West Conference

# ▲33

Event	Scrd As	Athlete	Yr	Scored Mark	Date	Pl. Pts.	Bonus	TOTAL
-------	---------	---------	----	-------------	------	----------	-------	-------

#### Scored bests come from CURRENT season

▶ Steeple	8	Yusuke UCHIKOSHI	SR	8:38.32		3/30/18	16	1.49	17.49
▶ 10k	33	Miller HALLER	JR	29:08.90		3/30/18	0.55	0.23	0.78

#### Scored bests come from PRE-SEASON DATA

▶ 200m	32	Dusty FISHER	SR	20.57		5/13/17	0.6	0.22	0.82
▶ 400	48	Dusty FISHER	SR	46.41		5/13/17	0.05	0.00	0.05

**Team Total 19.15**

# 85



## Iona

### Metro Atlantic Athletic Conference

# ▼21

Event	Scrd As	Athlete	Yr	Scored Mark	Date	Pl. Pts.	Bonus	TOTAL
-------	---------	---------	----	-------------	------	----------	-------	-------

#### Scored bests come from PRE-SEASON DATA

▶ 1500	48	Liam DEE	RS JR	3:42.86		5/16/16	0.05	0.16	0.21
▶ Steeple	12	Brandon ALLEN	RS SR	8:42.83		5/27/16	9	0.75	9.75
▶ Steeple	21	Johannes MOTSCHMANN	SR	8:46.49		5/27/17	2.5	0.43	2.93
▶ 5000m	26	Chartt MILLER	SR	13:49.60		4/21/17	0.9	0.28	1.18
▶ 10k	17	Gilbert KIRUI	JR	28:54.90		3/31/17	4.5	0.50	5.00

**Team Total 19.06**

# 86



## Wake Forest

### Atlantic Coast Conference

# ▼4

Event	Scrd As	Athlete	Yr	Scored Mark	Date	Pl. Pts.	Bonus	TOTAL
-------	---------	---------	----	-------------	------	----------	-------	-------

#### Scored bests come from PRE-SEASON DATA

▶ 800m	8	Robert HEPPENSTALL	JR	1:46.68			16	1.12	17.12
▶ 1500	27	Simon HOLDEN	RS SR	3:41.92		4/17/15	0.85	0.36	1.21
▶ 1500	55	Robert HEPPENSTALL	JR	3:43.22		4/14/17	0.11		0.11
▶ SP	33	John MAURINS	RS JR	18.73m	61-5½	5/16/15	0.55	0.00	0.55

**Team Total 18.99**

# 87



## Cincinnati

### American Athletic Conference

# ▼11

Event	Scrd As	Athlete	Yr	Scored Mark	Date	Pl. Pts.	Bonus	TOTAL
-------	---------	---------	----	-------------	------	----------	-------	-------

#### Scored bests come from PRE-SEASON DATA

▶ 400	29	Jimmy BROOKS	RS SR	46.04		5/12/16	0.75	0.24	0.99
▶ PV	9	Adrian VALLES	SR	5.55m	18-2½	4/28/17	14	1.02	15.02
▶ DEC	22	Alex BLOOM	SR	7,401		5/12/17	2	0.27	2.27

**Team Total 18.27**

"Scrd As", short for "Scored As", Standing used for place points portion of performance's score combining preseason data (when applied) to current season data

Numbers in BLACK are both the performance's actual NCAA rank AND "scored as" rank Numbers in RED indicate actual NCAA rank does not exist or is worse than "scored as" rank Numbers in BLUE indicate actual NCAA rank is better than "scored as" rank

USTFCCCA Non-Member

Non-Member Schools Will NOT be ranked, beginning Week 2



# USTFCCCA NCAA Division I National Team Computer Rankings

as of 4/2/2018 10:51:29 AM

## 2018 Outdoor Track & Field, Week #1

Only those who score >0.01 pts are shown  
D denotes multiple-event rule in affect

### MEN

# 88



## Northern Arizona

### Big Sky Conference

# ▲18

Event	Scrd As	Athlete	Yr	Scored Mark	Date	Pl. Pts.	Bonus	TOTAL
-------	---------	---------	----	-------------	------	----------	-------	-------

#### Scored bests come from CURRENT season

5000m	10	Tyler DAY	SO	13:40.22	3/30/18	12	0.89	12.89
5000m	27	Luis GRIJALVA	FR	13:49.75	3/30/18	0.85	0.27	1.12
4x100	46	Johnson, Wolfe, Dorsey, Tchenawou		40.53	3/16/18	0.1	0.00	0.10

#### Scored bests come from PRE-SEASON DATA

1500	26	Geordie BEAMISH	SO	3:41.87	4/13/17	0.9	0.38	1.28
1500	64	Andy TROUARD	RS SR	3:43.61	5/28/16		0.05	0.05
5000m	45	Geordie BEAMISH	SO	13:53.59	3/31/17	0.125	0.13	0.26
5000m	64	Andy TROUARD	RS SR	13:56.95	4/5/14		0.01	0.01
10k	28	Tyler DAY	RS SO	29:06.85	4/1/16	0.8	0.27	1.07
10k	39	Cory GLINES	SR	29:11.99	4/2/16	0.275	0.18	0.45

Team Total 17.25

# 89



## Princeton

### Ivy League

# ▼16

Event	Scrd As	Athlete	Yr	Scored Mark	Date	Pl. Pts.	Bonus	TOTAL
-------	---------	---------	----	-------------	------	----------	-------	-------

#### Scored bests come from CURRENT season

110H	32	Joseph DANIELS	SO	13.88 (1.9)	3/23/18	0.6	0.13	0.73
HT	10	Adam KELLY	JR	69.68m 228-7	3/23/18	12	0.90	12.90

#### Scored bests come from PRE-SEASON DATA

1500	25	Garrett O'TOOLE	SR	3:41.85	4/23/16	0.95	0.39	1.34
1500	31	William PAULSON	SR	3:42.23	4/21/17	0.65	0.28	0.93
1500	59	Noah KAUPPILA	SR	3:43.38	4/23/16		0.09	0.09
PV	31	August KILES	SR	5.31m 17-5	5/6/17	0.65	0.01	0.66
TJ	37	Stefan AMOKWANDOH	JR	15.71m 51-6½	5/6/17	0.35	0.06	0.41

Team Total 17.05

# 90



## Sam Houston State

### Southland Conference

# ▼3

Event	Scrd As	Athlete	Yr	Scored Mark	Date	Pl. Pts.	Bonus	TOTAL
-------	---------	---------	----	-------------	------	----------	-------	-------

#### Scored bests come from CURRENT season

100	15	Chris JEFFERSON	JR	10.08w (3.6)	3/28/18	6	0.77	6.77
4x100	31	McCall, Coleman, Tisdell, Jefferson		40.19	3/28/18	0.65	0.19	0.84

#### Scored bests come from PRE-SEASON DATA

200m	41	Chris JEFFERSON	JR	20.61	5/12/17	0.225	0.15	0.38
800m	19	Jeffrey MOORE	SR	1:47.40		3.5	0.58	4.08
HT	19	Joshua HERNANDEZ	SO	67.62m 221-10	5/27/17	3.5	0.37	3.87
HT	47	Kalvin SINGLETARY	RS SR	63.16m 207-2	5/14/16	0.075	0.00	0.08
JAV	43	Anthony GARCIA	SR	68.35m 224-3	5/8/16	0.175	0.00	0.17
DEC	30	Tyler ADAMS	RS JR	7,259	5/6/16	0.7	0.00	0.70

Team Total 16.88

# 91



## Campbell

### Big South Conference

# ▲4

Event	Scrd As	Athlete	Yr	Scored Mark	Date	Pl. Pts.	Bonus	TOTAL
-------	---------	---------	----	-------------	------	----------	-------	-------

#### Scored bests come from CURRENT season


10k	12	Lawrence KIPKOECH	JR	28:48.26	3/30/18	9	0.73	9.73
10k	18	Amon KEMBOI	SO	28:55.46	3/30/18	4	0.48	4.48

#### Scored bests come from PRE-SEASON DATA

5000m	23	Amon KEMBOI	SO	13:47.77	4/13/17	1.5	0.35	1.85
5000m	51	Lawrence KIPKOECH	RS JR	13:53.97	4/17/15	0.12	0.12	0.12

Team Total 16.19

# 92



## Connecticut

### American Athletic Conference

# ▼7

Event	Scrd As	Athlete	Yr	Scored Mark	Date	Pl. Pts.	Bonus	TOTAL
-------	---------	---------	----	-------------	------	----------	-------	-------

#### Scored bests come from CURRENT season

PV	46	Craig HUNTER	SR	5.20m 17-½	3/28/18	0.1	0.00	0.10
----	----	--------------	----	------------	---------	-----	------	------

#### Scored bests come from PRE-SEASON DATA

TJ	13	Malik SNEAD	JR	16.18m 53-1	4/15/17	8	0.86	8.86
JAV	16	Kevin FOSTER	SR	72.09m 236-6	3/17/17	5	0.34	5.34
JAV	29	Seth ZUIDEMA	SR	70.22m 230-4	5/12/17	0.75	0.00	0.75

Team Total 15.05

"Scrd As", short for "Scored As", Standing used for place points portion of performance's score combining preseason data (when applied) to current season data

Numbers in BLACK are both the performance's actual NCAA rank AND "scored as" rank Numbers in RED indicate actual NCAA rank does not exist or is worse than "scored as" rank Numbers in BLUE indicate actual NCAA rank is better than "scored as" rank

USTFCCCA Non-Member

Non-Member Schools Will NOT be ranked, beginning Week 2



# USTFCCCA NCAA Division I National Team Computer Rankings

as of 4/2/2018 10:51:30 AM

## 2018 Outdoor Track & Field, Week #1

Only those who score >0.01 pts are shown  
D denotes multiple-event rule in affect

### MEN

# 93



## Washington State

### Pac-12 Conference

# ▼12

Event	Scrd As	Athlete	Yr	Scored Mark	Date	Pl. Pts.	Bonus	TOTAL
Scored bests come from CURRENT season								
1500	54	Chandler TEIGEN	JR	3:43.13	3/30/18		0.12	0.12
HT	11	Brock EAGER	JR	69.57m	228-3	3/30/18	10	0.87 10.87
Scored bests come from PRE-SEASON DATA								
100	35	Ja'Maun CHARLES	JR	10.22w	5/27/17	0.45	0.17	0.62
10k	35	Michael WILLIAMS	SR	29:09.28	4/1/16	0.45	0.23	0.68
10k	49	John WHELAN	RS SR	29:15.94	4/1/16	0.025	0.11	0.13
JAV	23	Brad STEVENS	RS SR	71.07m	233-2	4/16/15	1.5	0.15 1.65
Team Total								14.07

# 94



## Minnesota

### Big Ten Conference

# ▼23

Event	Scrd As	Athlete	Yr	Scored Mark	Date	Pl. Pts.	Bonus	TOTAL
Scored bests come from CURRENT season								
4x100	48	Roomes, Webb, Walker, Nelson		40.56	3/16/18	0.05	0.00	0.05
4x400	37	Psicuhulis, Baker, Tracy, Johnson		3:11.25	3/16/18	0.35	0.14	0.49
HT	46	Jon NERDAL	SO	63.36m	207-10	3/16/18	0.1	0.00 0.10
Scored bests come from PRE-SEASON DATA								
1500	46	Shane STREICH	JR	3:42.81	4/13/17	0.1	0.16	0.26
1500	60	Derek WIEBKE	SR	3:43.45	4/13/17		0.08	0.08
Steeple	19	Obsa ALI	JR	8:45.55	5/12/17	3.5	0.50	4.00
5000m	48	Obsa ALI	JR	13:53.80	4/21/17	0.05	0.13	0.18
HJ	13	Ryan LOCKARD	SR	2.20m	7-2½	4/23/16	8	0.59 8.59
PV	38	Glen HAROLD	SR	5.25m	17-2½	5/27/17	0.3	0.00 0.30
Team Total								14.04

# 95



## Iowa State

### Big 12 Conference

# ▲17

Event	Scrd As	Athlete	Yr	Scored Mark	Date	Pl. Pts.	Bonus	TOTAL
Scored bests come from CURRENT season								
5000m	13	Edwin KURGAT	SO	13:41.94	3/30/18	8	0.76	8.76
5000m	61	Dan CURTS	JR	13:56.39	3/30/18		0.03	0.03
4x400	24	Fogltanz, Dennison, Berry, Hayes		3:10.30	3/29/18	1	0.28	1.28
HJ	35	Jalen FORD	SR	2.16m	7-1	3/29/18	0.45	0.03 0.48
Scored bests come from PRE-SEASON DATA								
800m	24	Jaymes DENNISON	SR	1:47.63	4/6/17	1	0.42	1.42
800m	26	Roshon ROOMES	SO	1:47.69	4/6/17	0.9	0.38	1.28
1500	66	Dan CURTS	JR	3:43.67	4/21/17		0.05	0.05
5000m	58	Nathan RODRIGUEZ	RS SO	13:55.11	4/1/16		0.08	0.08
5000m	59	Andrew JORDAN	SO	13:55.12	4/21/17		0.08	0.08
Team Total								13.45

# 96



## Southern Illinois

### Missouri Valley Conference

# ▼7

Event	Scrd As	Athlete	Yr	Scored Mark	Date	Pl. Pts.	Bonus	TOTAL
Scored bests come from CURRENT season								
SP	49	Ricky HURLEY	SO	18.19m	59-8¼	3/31/18	0.025	0.00 0.03
Scored bests come from PRE-SEASON DATA								
400	18	Warren HAZEL	JR	45.70	5/27/17	4	0.51	4.51
SP	13	Jared KERN	SR	19.65m	64-5½	4/6/17	8	0.85 8.85
Team Total								13.39

# 97



## Monmouth

### Metro Atlantic Athletic Conference

# ▼7

Event	Scrd As	Athlete	Yr	Scored Mark	Date	Pl. Pts.	Bonus	TOTAL
Scored bests come from PRE-SEASON DATA								
800m	14	Dylan CAPWELL	SR	1:47.20	5/30/15	7	0.71	7.71
SP	17	Corey MURPHY	SR	19.22m	63-¾	4/21/17	4.5	0.39 4.89
Team Total								12.60

"Scrd As", short for "Scored As", Standing used for place points portion of performance's score combining preseason data (when applied) to current season data

Numbers in BLACK are both the performance's actual NCAA rank AND "scored as" rank Numbers in RED indicate actual NCAA rank does not exist or is worse than "scored as" rank Numbers in BLUE indicate actual NCAA rank is better than "scored as" rank

USTFCCCA Non-Member

Non-Member Schools Will NOT be ranked, beginning Week 2



# USTFCCCA NCAA Division I National Team Computer Rankings

as of 4/2/2018 10:51:30 AM

## 2018 Outdoor Track & Field, Week #1

Only those who score >0.01 pts are shown  
D denotes multiple-event rule in affect

### MEN

98



South Alabama

Sun Belt Conference

▼ 5

Event	Scrd As	Athlete	Yr	Scored Mark	Date	Pl. Pts.	Bonus	TOTAL
Scored bests come from CURRENT season								
4x100	35	Davis, Elam, Porter, Scott		40.29	3/16/18	0.45	0.10	0.55
PV	25	Niel GILIOMEE	SR	5.35m 17-6½	3/28/18	0.95	0.18	1.13
Scored bests come from PRE-SEASON DATA								
PV	11	Sean COLLINS	JR	5.51m 18-1	5/15/16	10	0.83	10.83
Team Total								12.51

99



Liberty

Big South Conference

▲ 9

Event	Scrd As	Athlete	Yr	Scored Mark	Date	Pl. Pts.	Bonus	TOTAL
Scored bests come from CURRENT season								
110H	21	Jovaine ATKINSON	SO	13.77w (3.6)	3/28/18	2.5	0.42	2.92
4x400	35	Durham, Todd, Prentice, Zapata		3:11.24	3/23/18	0.45	0.14	0.59
DEC	15	Markus BALLENGEE	SO	7,537	3/28/18	6	0.63	6.63
Scored bests come from PRE-SEASON DATA								
10k	27	Azaria KIRWA	JR	29:05.57	3/24/17	0.85	0.30	1.15
TJ	47	Darrel JONES	SR	15.62mw 51-3	4/21/17	0.075	0.00	0.08
JAV	25	Denzel PRATT	JR	70.72m 232-0	5/10/17	0.95	0.09	1.04
Team Total								12.41

100



UT Arlington

Sun Belt Conference

▲ 15

Event	Scrd As	Athlete	Yr	Scored Mark	Date	Pl. Pts.	Bonus	TOTAL
Scored bests come from CURRENT season								
4x100	29	McBride, Gray, Haynes, Seastrunk		40.15	3/16/18	0.75	0.22	0.97
4x400	12	Mitchell, Martinsson, Wallace, Seastrunk		3:07.34	3/28/18	9	0.96	9.96
Scored bests come from PRE-SEASON DATA								
800m	44	Erik MARTINSSON	JR	1:48.53	5/3/17	0.15	0.06	0.21
110H	28	Emeka NWANGWU	SR	13.86w	5/27/17	0.8	0.18	0.98
DEC	43	Christian SCHIEMANN	SR	7,058	4/15/15	0.175	0.00	0.17
Team Total								12.30

101



Charlotte

Conference USA

▼ 5

Event	Scrd As	Athlete	Yr	Scored Mark	Date	Pl. Pts.	Bonus	TOTAL
Scored bests come from CURRENT season								
4x100	42	Myers, Bass, Menzel, Woodard		40.50	3/15/18	0.2	0.00	0.20
PV	23	Keon HOWE	JR	5.36m 17-7	3/23/18	1.5	0.22	1.72
Scored bests come from PRE-SEASON DATA								
10k	41	Tom NOBLES	JR	29:13.35	3/24/17	0.225	0.15	0.38
HT	13	Stevan VESELINOVIC	JR	68.22m 223-10	3/30/17	8	0.52	8.52
Team Total								10.82

102



UTSA

Conference USA

▼ 10

Event	Scrd As	Athlete	Yr	Scored Mark	Date	Pl. Pts.	Bonus	TOTAL
Scored bests come from CURRENT season								
110H	23	Patrick PRINCE	JR	13.79w (2.9)	3/16/18	1.5	0.37	1.87
4x100	48	Campbell, Taylor, Bunting, Jefferson		40.56	3/16/18	0.05	0.00	0.05
4x400	39	Pirog, Sheriff, Crocker, Taylor		3:11.34	3/28/18	0.275	0.13	0.40
DEC	21	Adrian RILEY	SR	7,437	3/22/18	2.5	0.36	2.86
Scored bests come from PRE-SEASON DATA								
400	19	Va-Sheku SHERIFF	JR	45.72	5/14/17	3.5	0.50	4.00
HJ	35	Ty ANDERSON	SR	2.16m 7-1	5/11/17	0.45	0.03	0.48
LJ	32	Adrian RILEY	SR	7.78mw 25-6½	5/27/17	0.6	0.03	0.63
Team Total								10.30

103



Sacramento State

Big Sky Conference

▼ 5

Event	Scrd As	Athlete	Yr	Scored Mark	Date	Pl. Pts.	Bonus	TOTAL
Scored bests come from CURRENT season								
TJ	45	Jah STRANGE	SO	15.63m 51-3½ (0.7)	3/22/18	0.125	0.00	0.13
Scored bests come from PRE-SEASON DATA								
TJ	12	Darius ARMSTEAD	SR	16.19m 53-1½	4/21/17	9	0.89	9.89
Team Total								10.02

"Scrd As", short for "Scored As", Standing used for place points portion of performance's score combining preseason data (when applied) to current season data

Numbers in BLACK are both the performance's actual NCAA rank AND "scored as" rank Numbers in RED indicate actual NCAA rank does not exist or is worse than "scored as" rank Numbers in BLUE indicate actual NCAA rank is better than "scored as" rank

USTFCCCA Non-Member

Non-Member Schools Will NOT be ranked, beginning Week 2





# USTFCCCA NCAA Division I National Team Computer Rankings

## 2018 Outdoor Track & Field, Week #1

as of 4/2/2018 10:51:30 AM

Only those who score >0.01 pts are shown  
D denotes multiple-event rule in affect

### MEN

# 104



## Abilene Christian

### Southland Conference

# ▲87

Event	Scrd As	Athlete	Yr	Scored Mark	Date	Pl. Pts.	Bonus	TOTAL
-------	---------	---------	----	-------------	------	----------	-------	-------

#### Scored bests come from CURRENT season

▶ 4x400	17	Williams, Brownlow, Williams, Linton		3:09.01		3/23/18	4.5	0.47	4.97
▶ DISC	17	Kai SCHMIDT	JR	58.00m	190-3	3/23/18	4.5	0.45	4.95

**Team Total 9.92**

# 105



## Arizona State

### Pac-12 Conference

# ▼5

Event	Scrd As	Athlete	Yr	Scored Mark	Date	Pl. Pts.	Bonus	TOTAL
-------	---------	---------	----	-------------	------	----------	-------	-------

#### Scored bests come from PRE-SEASON DATA

▶ 1500	67	Bernie MONTOYA	RS JR	3:43.68		5/14/16		0.04	0.04
▶ HJ	42	Joey BRYANT	JR	2.15m	7-½	4/6/17	0.2	0.00	0.20
▶ PV	46	Nathan HIETT	RS SR	5.20m	17-¾	4/8/16	0.1	0.00	0.10
▶ JAV	12	Hudson KEFFER	RS SO	73.08m	239-9	4/30/16	9	0.52	9.52

**Team Total 9.87**

# 106



## Texas State

### Sun Belt Conference

# ▲10

Event	Scrd As	Athlete	Yr	Scored Mark	Date	Pl. Pts.	Bonus	TOTAL
-------	---------	---------	----	-------------	------	----------	-------	-------

#### Scored bests come from CURRENT season

▶ 4x400	41	Porter, Pierre, Green, Allen		3:11.53		3/28/18	0.225	0.10	0.33
▶ SP	14	T'Mond JOHNSON	JR	19.59m	64-3¼	3/22/18	7	0.79	7.79

#### Scored bests come from PRE-SEASON DATA

▶ 400	45	Lincoln WARREN	JR	46.36		5/12/17	0.125	0.00	0.13
▶ TJ	25	Alvin CHIKAEZE	SR	15.80m	51-10	4/30/16	0.95	0.20	1.15

**Team Total 9.39**

# 107



## North Florida

### Atlantic Sun Conference

# ▼23

Event	Scrd As	Athlete	Yr	Scored Mark	Date	Pl. Pts.	Bonus	TOTAL
-------	---------	---------	----	-------------	------	----------	-------	-------

#### Scored bests come from PRE-SEASON DATA

▶ 1500	39	Nick MORKEN	RS JR	3:42.56	3/31/16	0.275	0.20	0.47	
▶ HJ	13	Bobby HARRIS	SR	2.20m	7-2½	4/16/16	8	0.59	8.59

**Team Total 9.06**

# 108



## NC State

### Atlantic Coast Conference

# ▼14

Event	Scrd As	Athlete	Yr	Scored Mark	Date	Pl. Pts.	Bonus	TOTAL
-------	---------	---------	----	-------------	------	----------	-------	-------

#### Scored bests come from PRE-SEASON DATA

▶ 100	14	Cravont CHARLESTON	SO	10.07w		5/12/17	7	0.84	7.84
▶ HT	26	Josh DAVIS	SR	66.68m	218-9	3/30/17	0.9	0.13	1.03

**Team Total 8.87**

# 109



## Texas Southern

### Southwestern Athletic Conference

# ▼10

Event	Scrd As	Athlete	Yr	Scored Mark	Date	Pl. Pts.	Bonus	TOTAL
-------	---------	---------	----	-------------	------	----------	-------	-------

#### Scored bests come from CURRENT season

▶ 4x400	29	Birden, Bolden, Sanders, White		3:10.81	3/28/18	0.75	0.21	0.96
---------	----	--------------------------------	--	---------	---------	------	------	------

#### Scored bests come from PRE-SEASON DATA

▶ 400H	14	Mykele Young SANDERS	JR	50.64	5/5/17	7	0.59	7.59
--------	----	----------------------	----	-------	--------	---	------	------

**Team Total 8.55**

# 110



## Coppin State

### Mid-Eastern Athletic Conference

# ▼3

Event	Scrd As	Athlete	Yr	Scored Mark	Date	Pl. Pts.	Bonus	TOTAL
-------	---------	---------	----	-------------	------	----------	-------	-------

#### Scored bests come from CURRENT season

▶ 4x100	19	Hodges, Amoah, Owusu-Antwi, Lewis		39.73	3/29/18	3.5	0.70	4.20
---------	----	-----------------------------------	--	-------	---------	-----	------	------

#### Scored bests come from PRE-SEASON DATA

▶ 100	41	Joseph AMOAH	SO	10.24w	4/21/17	0.225	0.11	0.33
▶ 200m	20	Joseph AMOAH	SO	20.48w	3/24/17	3	0.39	3.39

**Team Total 7.91**

# 111



## Rhode Island

### Atlantic 10 Conference

# ▼6

Event	Scrd As	Athlete	Yr	Scored Mark	Date	Pl. Pts.	Bonus	TOTAL
-------	---------	---------	----	-------------	------	----------	-------	-------

#### Scored bests come from PRE-SEASON DATA

▶ PV	38	Ondrej HONKA	SR	5.25m	17-2¼	5/26/16	0.3	0.00	0.30
▶ JAV	14	Greg MCMANUS	SO	72.29m	237-2	4/1/17	7	0.38	7.38

**Team Total 7.68**

"Scrd As", short for "Scored As", Standing used for place points portion of performance's score combining preseason data (when applied) to current season data

Numbers in BLACK are both the performance's actual NCAA rank AND "scored as" rank Numbers in RED indicate actual NCAA rank does not exist or is worse than "scored as" rank Numbers in BLUE indicate actual NCAA rank is better than "scored as" rank

USTFCCCA Non-Member

Non-Member Schools Will NOT be ranked, beginning Week 2



# USTFCCCA NCAA Division I National Team Computer Rankings

as of 4/2/2018 10:51:30 AM

## 2018 Outdoor Track & Field, Week #1

Only those who score >0.01 pts are shown  
D denotes multiple-event rule in affect

### MEN

#### 112 New Hampshire America East Conference ▲ 32

Event	Scrd As	Athlete	Yr	Scored Mark	Date	Pl. Pts.	Bonus	TOTAL
Scored bests come from CURRENT season								
HT	14	Michael SHANAHAN	SR	68.09m	223-4	3/30/18	7	0.49 7.49
Team Total								7.49

#### 113 Georgia Tech Atlantic Coast Conference ▲ 15

Event	Scrd As	Athlete	Yr	Scored Mark	Date	Pl. Pts.	Bonus	TOTAL
Scored bests come from CURRENT season								
5000m	34	Nahom SOLOMON	SR	13:51.92	3/30/18	0.5	0.20	0.70
4x400	18	Brooks, Bartlett, Jean, Pietsch		3:09.21	3/29/18	4	0.44	4.44
Scored bests come from PRE-SEASON DATA								
800m	27	Avery BARTLETT	JR	1:47.74	5/27/17	0.85	0.34	1.19
800m	39	Andres LITTIG	SR	1:48.20	5/15/16	0.275	0.18	0.45
Team Total								6.78

#### 114 Northern Iowa Missouri Valley Conference ▼ 11

Event	Scrd As	Athlete	Yr	Scored Mark	Date	Pl. Pts.	Bonus	TOTAL
Scored bests come from PRE-SEASON DATA								
400H	41	Jacob SMITH	SO	51.47	5/12/17	0.225	0.04	0.26
DISC	15	Issac HOLTZ	JR	58.12m	190-8	5/12/17	6	0.49 6.49
Team Total								6.75

#### 115 Harvard Ivy League ▲ 19

Event	Scrd As	Athlete	Yr	Scored Mark	Date	Pl. Pts.	Bonus	TOTAL
Scored bests come from CURRENT season								
4x400	16	Agyare-May, Marshall, Williamson, Hurst		3:08.57	3/28/18	5	0.59	5.59
Scored bests come from PRE-SEASON DATA								
800m	28	Myles MARSHALL	JR	1:47.79	4/21/17	0.8	0.32	1.12
Team Total								6.71

#### 116 Manhattan Metro Atlantic Athletic Conference ▼ 12

Event	Scrd As	Athlete	Yr	Scored Mark	Date	Pl. Pts.	Bonus	TOTAL
Scored bests come from PRE-SEASON DATA								
HT	15	Love LITZELL	SR	68.01m	223-1	4/18/15	6	0.47 6.47
Team Total								6.47

#### 117 Kennesaw State Atlantic Sun Conference ▲ 10

Event	Scrd As	Athlete	Yr	Scored Mark	Date	Pl. Pts.	Bonus	TOTAL
Scored bests come from CURRENT season								
110H	16	Dayo AKINDELE	JR	13.74 (2.0)	3/28/18	5	0.51	5.51
Scored bests come from PRE-SEASON DATA								
LJ	28	Dayo AKINDELE	JR	7.80mw	25-7%	5/12/17	0.8	0.12 0.92
Team Total								6.42

#### 118 Oakland Horizon League ▼ 16

Event	Scrd As	Athlete	Yr	Scored Mark	Date	Pl. Pts.	Bonus	TOTAL
Scored bests come from PRE-SEASON DATA								
Steeple	18	Andrew BOWMAN	RS SR	8:45.23	5/27/16	4	0.52	4.52
5000m	28	Bryce STROEDE	SR	13:49.90	4/21/17	0.8	0.27	1.07
Team Total								5.59

#### 119 Purdue Big Ten Conference ▼ 22

Event	Scrd As	Athlete	Yr	Scored Mark	Date	Pl. Pts.	Bonus	TOTAL
Scored bests come from CURRENT season								
100	26	Waseem WILLIAMS	SO	10.19w (3.8)	3/16/18	0.9	0.27	1.17
HJ	35	Rahman MINOR	FR	2.16m	7-1	3/29/18	0.45	0.03 0.48
Scored bests come from PRE-SEASON DATA								
110H	27	Justin VETETO	SR	13.85	5/27/17	0.85	0.21	1.06
HJ	23	Eric BLACKMAN	SR	2.18m	7-1%	3/17/17	1.5	0.31 1.81
Team Total								4.51

"Scrd As", short for "Scored As", Standing used for place points portion of performance's score combining preseason data (when applied) to current season data

Numbers in BLACK are both the performance's actual NCAA rank AND "scored as" rank Numbers in RED indicate actual NCAA rank does not exist or is worse than "scored as" rank Numbers in BLUE indicate actual NCAA rank is better than "scored as" rank

USTFCCCA Non-Member Non-Member Schools Will NOT be ranked, beginning Week 2



# USTFCCCA NCAA Division I National Team Computer Rankings

## 2018 Outdoor Track & Field, Week #1

as of 4/2/2018 10:51:31 AM

Only those who score >0.01 pts are shown  
D denotes multiple-event rule in affect

### MEN

# 120



## Troy

### Sun Belt Conference

# ▲ 30

Event	Scrd As	Athlete	Yr	Scored Mark	Date	Pl. Pts.	Bonus	TOTAL
-------	---------	---------	----	-------------	------	----------	-------	-------

#### Scored bests come from CURRENT season

▶ 4x400	20	Hayes, Rice, McCleskey, Cooke		3:09.50		3/29/18	3	0.40	3.40
▶ HT	48	Michael ALVERNANZ	JR	63.09m	207-0	3/29/18	0.05	0.00	0.05

#### Scored bests come from PRE-SEASON DATA

▶ 100	35	Hakim MONTGOMERY	JR	10.22w	4/27/17	0.45	0.17	0.62
-------	----	------------------	----	--------	---------	------	------	------

**Team Total 4.07**

# 121



## Alabama State

### Southwestern Athletic Conference

# ▼ 12

Event	Scrd As	Athlete	Yr	Scored Mark	Date	Pl. Pts.	Bonus	TOTAL
-------	---------	---------	----	-------------	------	----------	-------	-------

#### Scored bests come from CURRENT season

▶ 110H	31	Terrance ADAMS	JR	13.87w (3.5)	3/23/18	0.65	0.16	0.81
▶ 4x100	38	Davis, Spike, Spraggins, East		40.41	3/23/18	0.3	0.00	0.30

#### Scored bests come from PRE-SEASON DATA

▶ 200m	21	Josh DAVIS	JR	20.49	5/27/17	2.5	0.36	2.86
▶ 200m	51	Devin O'NEAL	SR	20.65	5/27/17	0.08	0.08	0.08

**Team Total 4.05**

# 122



## Oral Roberts

### The Summit League

# ▼ 1

Event	Scrd As	Athlete	Yr	Scored Mark	Date	Pl. Pts.	Bonus	TOTAL
-------	---------	---------	----	-------------	------	----------	-------	-------

#### Scored bests come from CURRENT season

▶ 100	41	Raymond EKEVVO	FR	10.24w (2.2)	3/31/18	0.225	0.11	0.33
▶ 4x100	26	Akerele, Ekevwo, Mwewa, Malau		40.04	3/31/18	0.9	0.32	1.22
▶ 4x400	27	Akerele, Johnson, Neely, Mwewa		3:10.41	3/31/18	0.85	0.27	1.12

#### Scored bests come from PRE-SEASON DATA

▶ 110H	43	Israel NELSON	RS JR	13.96	5/28/16	0.175	0.00	0.17
▶ TJ	25	Jaden PURNELL	JR	15.80mw 51-10	5/27/17	0.95	0.20	1.15

**Team Total 3.99**

# 123



## UC Irvine

### Big West Conference

# ▼ 10

Event	Scrd As	Athlete	Yr	Scored Mark	Date	Pl. Pts.	Bonus	TOTAL
-------	---------	---------	----	-------------	------	----------	-------	-------

#### Scored bests come from PRE-SEASON DATA

▶ 800m	20	Isaiah JEWETT	JR	1:47.43		3	0.56	3.56
--------	----	---------------	----	---------	--	---	------	------

**Team Total 3.56**

# 124



## Tulsa

### American Athletic Conference

# ▼ 10

Event	Scrd As	Athlete	Yr	Scored Mark	Date	Pl. Pts.	Bonus	TOTAL
-------	---------	---------	----	-------------	------	----------	-------	-------

#### Scored bests come from CURRENT season

▶ 10k	31	Benjamin PREISNER	JR	29:08.17	3/30/18	0.65	0.25	0.90
-------	----	-------------------	----	----------	---------	------	------	------

#### Scored bests come from PRE-SEASON DATA

▶ 1500	35	Marc SCOTT	RS SR	3:42.39	4/14/16	0.45	0.24	0.69
▶ Steeple	30	Benjamin PREISNER	JR	8:49.44	3/31/17	0.7	0.22	0.92
▶ Steeple	32	Austin DEL ROSSO	JR	8:49.71	3/31/17	0.6	0.20	0.80

**Team Total 3.30**

# 125



## Norfolk State

### Mid-Eastern Athletic Conference

# ▲ 63

Event	Scrd As	Athlete	Yr	Scored Mark	Date	Pl. Pts.	Bonus	TOTAL
-------	---------	---------	----	-------------	------	----------	-------	-------

#### Scored bests come from CURRENT season

▶ HJ	21	Jacob MILTON	SO	2.19m 7-2½	3/23/18	2.5	0.45	2.95
------	----	--------------	----	------------	---------	-----	------	------

**Team Total 2.95**

# 126



## Brown

### Ivy League

# ▲ 5

Event	Scrd As	Athlete	Yr	Scored Mark	Date	Pl. Pts.	Bonus	TOTAL
-------	---------	---------	----	-------------	------	----------	-------	-------

#### Scored bests come from CURRENT season

▶ HT	23	Owen RUSSELL	JR	67.20m 220-5	3/31/18	1.5	0.26	1.76
------	----	--------------	----	--------------	---------	-----	------	------

#### Scored bests come from PRE-SEASON DATA

▶ TJ	29	Jason KATZ	JR	15.79mw 51-9½	4/8/17	0.75	0.19	0.94
------	----	------------	----	---------------	--------	------	------	------

**Team Total 2.70**

"Scrd As", short for "Scored As", Standing used for place points portion of performance's score combining preseason data (when applied) to current season data

Numbers in BLACK are both the performance's actual NCAA rank AND "scored as" rank Numbers in RED indicate actual NCAA rank does not exist or is worse than "scored as" rank Numbers in BLUE indicate actual NCAA rank is better than "scored as" rank

USTFCCCA Non-Member

Non-Member Schools Will NOT be ranked, beginning Week 2



# USTFCCCA NCAA Division I National Team Computer Rankings

as of 4/2/2018 10:51:31 AM

## 2018 Outdoor Track & Field, Week #1

Only those who score >0.01 pts are shown  
D denotes multiple-event rule in affect

### MEN

# 127



## Indiana State

### Missouri Valley Conference

# ▼17

Event	Scrd As	Athlete	Yr	Scored Mark	Date	Pl. Pts.	Bonus	TOTAL
-------	---------	---------	----	-------------	------	----------	-------	-------

Scored bests come from PRE-SEASON DATA

▶ 110H	22	Daley CARTER	SR	13.78w	5/12/17	2	0.40	2.40
--------	----	--------------	----	--------	---------	---	------	------

**Team Total 2.40**

# 128



## Eastern Michigan

### Mid-American Conference

# ▼ 6

Event	Scrd As	Athlete	Yr	Scored Mark	Date	Pl. Pts.	Bonus	TOTAL
-------	---------	---------	----	-------------	------	----------	-------	-------

Scored bests come from CURRENT season

▶ 10k	64	Hlynur ANDRESSON	SR	29:20.92	3/30/18		0.01	0.01
-------	----	------------------	----	----------	---------	--	------	------

▶ 4x100	33	Johnson, Antonio, Richardson, Brown		40.26	3/16/18	0.55	0.12	0.67
---------	----	-------------------------------------	--	-------	---------	------	------	------

▶ 4x400	43	Richardson, Johnson, Underwood, Brown		3:11.67	3/16/18	0.175	0.08	0.26
---------	----	---------------------------------------	--	---------	---------	-------	------	------

Scored bests come from PRE-SEASON DATA

▶ 400	28	Tyler BROWN	RS SR	46.02	4/19/14	0.8	0.26	1.06
-------	----	-------------	-------	-------	---------	-----	------	------

▶ Steeple	48	Hlynur ANDRESSON	SR	8:54.75	5/27/17	0.05	0.00	0.05
-----------	----	------------------	----	---------	---------	------	------	------

▶ JAV	41	Derek ZIEGENFUSS	JR	68.89m	5/11/17	0.225	0.00	0.22
-------	----	------------------	----	--------	---------	-------	------	------

**Team Total 2.28**

# 129



## Navy

### Patriot League

# ▼18

Event	Scrd As	Athlete	Yr	Scored Mark	Date	Pl. Pts.	Bonus	TOTAL
-------	---------	---------	----	-------------	------	----------	-------	-------

Scored bests come from CURRENT season

▶ 4x100	39	Watson, Enslin, Lexo, Lanier		40.46	3/17/18	0.275	0.00	0.28
---------	----	------------------------------	--	-------	---------	-------	------	------

▶ JAV	39	Sean RICHARDS	SR	68.92m	226-1	3/10/18	0.275	0.00	0.28
-------	----	---------------	----	--------	-------	---------	-------	------	------

Scored bests come from PRE-SEASON DATA

▶ HJ	42	Tyler RUSSELL	SR	2.15m	7-½	4/16/16	0.2	0.00	0.20
------	----	---------------	----	-------	-----	---------	-----	------	------

▶ DISC	24	John CAMPBELL	SR	57.18m	187-7	4/1/17	1	0.19	1.19
--------	----	---------------	----	--------	-------	--------	---	------	------

**Team Total 1.94**

# 130



## Duke

### Atlantic Coast Conference

# ▼11

Event	Scrd As	Athlete	Yr	Scored Mark	Date	Pl. Pts.	Bonus	TOTAL
-------	---------	---------	----	-------------	------	----------	-------	-------

Scored bests come from PRE-SEASON DATA

▶ TJ	23	Jeremy MCDUFFIE	SO	15.84mw	51-11½	4/27/17	1.5	0.27	1.77
------	----	-----------------	----	---------	--------	---------	-----	------	------

**Team Total 1.77**

# 131



## Pittsburgh

### Atlantic Coast Conference

# ▲17

Event	Scrd As	Athlete	Yr	Scored Mark	Date	Pl. Pts.	Bonus	TOTAL
-------	---------	---------	----	-------------	------	----------	-------	-------

Scored bests come from CURRENT season

▶ 4x400	28	Watson, Jones- Roundtree, Brosier, Feagin		3:10.50	3/15/18	0.8	0.25	1.05
---------	----	---	--	---------	---------	-----	------	------

▶ JAV	31	Noah WALKER	FR	69.98m	229-7	3/15/18	0.65	0.00	0.65
-------	----	-------------	----	--------	-------	---------	------	------	------

**Team Total 1.70**

# 132



## Prairie View A&M

### Southwestern Athletic Conference

# ▲38

Event	Scrd As	Athlete	Yr	Scored Mark	Date	Pl. Pts.	Bonus	TOTAL
-------	---------	---------	----	-------------	------	----------	-------	-------

Scored bests come from CURRENT season

▶ 4x100	29	Polley, Omoera, Richardson, Jordan		40.15	3/10/18	0.75	0.22	0.97
---------	----	------------------------------------	--	-------	---------	------	------	------

▶ 4x400	34	Moses, Jordan, Williams, Polley		3:11.03	3/24/18	0.5	0.17	0.67
---------	----	---------------------------------	--	---------	---------	-----	------	------

Scored bests come from PRE-SEASON DATA

▶ 400H	48	Logan WILLIAMS	SR	51.59	5/5/17	0.05	0.00	0.05
--------	----	----------------	----	-------	--------	------	------	------

**Team Total 1.69**

# 133



## Northeastern

### Colonial Athletic Association

# ▲58

Event	Scrd As	Athlete	Yr	Scored Mark	Date	Pl. Pts.	Bonus	TOTAL
-------	---------	---------	----	-------------	------	----------	-------	-------

Scored bests come from CURRENT season

▶ 4x100	24	Morton, Darrow, O'Connor, Djero		40.00	3/29/18	1	0.35	1.35
---------	----	---------------------------------	--	-------	---------	---	------	------

▶ DISC	45	Eric MELLUSI	SR	55.97m	183-7	3/30/18	0.125	0.00	0.13
--------	----	--------------	----	--------	-------	---------	-------	------	------

**Team Total 1.48**

"Scrd As", short for "Scored As", Standing used for place points portion of performance's score combining preseason data (when applied) to current season data

Numbers in BLACK are both the performance's actual NCAA rank AND "scored as" rank Numbers in RED indicate actual NCAA rank does not exist or is worse than "scored as" rank Numbers in BLUE indicate actual NCAA rank is better than "scored as" rank

USTFCCCA Non-Member

Non-Member Schools Will NOT be ranked, beginning Week 2



# USTFCCCA NCAA Division I National Team Computer Rankings

## 2018 Outdoor Track & Field, Week #1

as of 4/2/2018 10:51:31 AM

Only those who score >0.01 pts are shown  
D denotes multiple-event rule in affect

### MEN

# 134



## UC Santa Barbara

### Big West Conference

# ▲ 5

Event	Scrd As	Athlete	Yr	Scored Mark	Date	Pl. Pts.	Bonus	TOTAL
Scored bests come from CURRENT season								
DISC	29	Kordell HAMPTON	JR	56.93m 186-9	3/23/18	0.75	0.10	0.85
Scored bests come from PRE-SEASON DATA								
400H	46	Myles MCDONALD	RS SR	51.55	3/24/16	0.1	0.00	0.10
DEC	34	Tyler NELSON	RS JR	7,220	5/6/16	0.5	0.00	0.50
Team Total								1.45

# 135



## Weber State

### Big Sky Conference

# ▼ 15

Event	Scrd As	Athlete	Yr	Scored Mark	Date	Pl. Pts.	Bonus	TOTAL
Scored bests come from PRE-SEASON DATA								
Steeple	31	Jordan CROSS	SR	8:49.70	3/31/17	0.65	0.20	0.85
Steeple	34	Luca SINN	SO	8:51.40	3/31/17	0.5	0.08	0.58
Team Total								1.43

# 136



## Penn

### Ivy League

# ▼ 18

Event	Scrd As	Athlete	Yr	Scored Mark	Date	Pl. Pts.	Bonus	TOTAL
Scored bests come from PRE-SEASON DATA								
HJ	42	Michael MONROE	SR	2.15m 7-½	4/2/16	0.2	0.00	0.20
PV	25	Sean CLARKE	SO	5.35m 17-6½	5/27/17	0.95	0.18	1.13
Team Total								1.33

# 137



## Appalachian State

### Sun Belt Conference

# ▼ 7

Event	Scrd As	Athlete	Yr	Scored Mark	Date	Pl. Pts.	Bonus	TOTAL
Scored bests come from PRE-SEASON DATA								
800m	36	Ryan HASTINGS	SR	1:48.02	4/21/17	0.4	0.24	0.64
400H	34	Elliott GRAVES	SO	51.29	5/12/17	0.5	0.14	0.64
Team Total								1.27

# 138



## ULM

### Sun Belt Conference

# ▼ 15

Event	Scrd As	Athlete	Yr	Scored Mark	Date	Pl. Pts.	Bonus	TOTAL
Scored bests come from CURRENT season								
HT	42	Alton CLAY	SR	64.01m 210-0	3/28/18	0.2	0.00	0.20
Scored bests come from PRE-SEASON DATA								
LJ	27	Jemal PARHARM	SR	7.82m 25-8	5/15/16	0.85	0.20	1.05
Team Total								1.25

# 139



## Missouri

### Southeastern Conference

# ▼ 4

Event	Scrd As	Athlete	Yr	Scored Mark	Date	Pl. Pts.	Bonus	TOTAL
Scored bests come from CURRENT season								
SP	36	Will FIFE	JR	18.58m 60-11½	3/23/18	0.4	0.00	0.40
Scored bests come from PRE-SEASON DATA								
400H	31	Jerrad MASON	SR	51.24	4/14/17	0.65	0.16	0.81
Team Total								1.21

# 140



## Cal Poly

### Big West Conference

# ▲ 39

Event	Scrd As	Athlete	Yr	Scored Mark	Date	Pl. Pts.	Bonus	TOTAL
Scored bests come from CURRENT season								
10k	26	Swarnjit BOYAL	SR	29:05.54	3/30/18	0.9	0.30	1.20
Team Total								1.20

# 141



## Villanova

### BIG EAST Conference

# ▲ 15

Event	Scrd As	Athlete	Yr	Scored Mark	Date	Pl. Pts.	Bonus	TOTAL
Scored bests come from CURRENT season								
4x400	33	Brock, Lampinen, Purcell, Faust		3:10.92	3/29/18	0.55	0.19	0.74
Scored bests come from PRE-SEASON DATA								
800m	47	Ben MALONE	RS JR	1:48.60	5/28/15	0.075	0.04	0.11
1500	47	Josh LAMPRON	RS SR	3:42.83	4/18/15	0.075	0.16	0.23
1500	58	Ben MALONE	RS JR	3:43.28	5/26/16		0.10	0.10
Team Total								1.19

"Scrd As", short for "Scored As", Standing used for place points portion of performance's score combining preseason data (when applied) to current season data

Numbers in BLACK are both the performance's actual NCAA rank AND "scored as" rank Numbers in RED indicate actual NCAA rank does not exist or is worse than "scored as" rank Numbers in BLUE indicate actual NCAA rank is better than "scored as" rank

USTFCCCA Non-Member

Non-Member Schools Will NOT be ranked, beginning Week 2





# USTFCCCA NCAA Division I National Team Computer Rankings

as of 4/2/2018 10:51:32 AM

## 2018 Outdoor Track & Field, Week #1

Only those who score >0.01 pts are shown  
D denotes multiple-event rule in affect

### MEN

# 142



## Louisiana

### Sun Belt Conference

# ▼16

Event	Scrd As	Athlete	Yr	Scored Mark	Date	Pl. Pts.	Bonus	TOTAL
-------	---------	---------	----	-------------	------	----------	-------	-------

Scored bests come from CURRENT season

▶ JAV	24	Bartul BASIC	SR	70.94m	232-9	3/16/18	1	0.13	1.13
-------	----	--------------	----	--------	-------	---------	---	------	------

**Team Total 1.13**

# 143



## Central Michigan

### Mid-American Conference

# ▼11

Event	Scrd As	Athlete	Yr	Scored Mark	Date	Pl. Pts.	Bonus	TOTAL
-------	---------	---------	----	-------------	------	----------	-------	-------

Scored bests come from PRE-SEASON DATA

▶ 400H	35	Ziemowit DUTKIEWICZ	RS SR	51.34		5/12/16	0.45	0.11	0.56
--------	----	---------------------	-------	-------	--	---------	------	------	------

▶ HT	33	Logan TARGGART	SO	65.15m	213-9	4/21/17	0.55	0.00	0.55
------	----	----------------	----	--------	-------	---------	------	------	------

**Team Total 1.11**

# 144



## Cal State Northridge

### Big West Conference

# ▼4

Event	Scrd As	Athlete	Yr	Scored Mark	Date	Pl. Pts.	Bonus	TOTAL
-------	---------	---------	----	-------------	------	----------	-------	-------

Scored bests come from CURRENT season

▶ HT	37	Erick LOOMIS	JR	64.42m	211-4	3/24/18	0.35	0.00	0.35
------	----	--------------	----	--------	-------	---------	------	------	------

Scored bests come from PRE-SEASON DATA

▶ DISC	31	Daniel SWARBRICK	SR	56.85m	186-6	5/14/16	0.65	0.08	0.73
--------	----	------------------	----	--------	-------	---------	------	------	------

**Team Total 1.08**

# 145



## McNeese State

### Southland Conference

# ▲9

Event	Scrd As	Athlete	Yr	Scored Mark	Date	Pl. Pts.	Bonus	TOTAL
-------	---------	---------	----	-------------	------	----------	-------	-------

Scored bests come from CURRENT season

▶ TJ	35	John LEMKE	SR	15.73mw	51-7½ (2.3)	3/29/18	0.45	0.09	0.54
------	----	------------	----	---------	-------------	---------	------	------	------

Scored bests come from PRE-SEASON DATA

▶ JAV	34	Donavon BANKS	JR	69.79m	228-11	5/12/17	0.5	0.00	0.50
-------	----	---------------	----	--------	--------	---------	-----	------	------

**Team Total 1.04**

# 146



## Bethune-Cookman

### Mid-Eastern Athletic Conference

# ▼1

Event	Scrd As	Athlete	Yr	Scored Mark	Date	Pl. Pts.	Bonus	TOTAL
-------	---------	---------	----	-------------	------	----------	-------	-------

Scored bests come from CURRENT season

▶ 4x100	41	Williams, Fair, Moore, Bailey		40.48		3/16/18	0.225	0.00	0.23
---------	----	-------------------------------	--	-------	--	---------	-------	------	------

▶ 4x400	45	Okwaraji, Williams, Moore, Jackson		3:11.82		3/22/18	0.125	0.06	0.18
---------	----	------------------------------------	--	---------	--	---------	-------	------	------

▶ 800m	40	Jonathan MOORE	SR	1:48.25		5/26/16	0.25	0.16	0.41
--------	----	----------------	----	---------	--	---------	------	------	------

▶ LJ	44	JaQuaveon BEACHEM	SO	7.74mw	25-4½	4/8/17	0.15	0.00	0.15
------	----	-------------------	----	--------	-------	--------	------	------	------

**Team Total 0.97**

# 147



## UNC Asheville

### Big South Conference

# ▼5

Event	Scrd As	Athlete	Yr	Scored Mark	Date	Pl. Pts.	Bonus	TOTAL
-------	---------	---------	----	-------------	------	----------	-------	-------

Scored bests come from PRE-SEASON DATA

▶ 800m	31	Matthew HARDING	SO	1:47.92		5/27/17	0.65	0.27	0.92
--------	----	-----------------	----	---------	--	---------	------	------	------

**Team Total 0.92**

# 148



## Southeast Missouri

### Ohio Valley Conference

# ▲34

Event	Scrd As	Athlete	Yr	Scored Mark	Date	Pl. Pts.	Bonus	TOTAL
-------	---------	---------	----	-------------	------	----------	-------	-------


Scored bests come from CURRENT season

▶ TJ	43	Chris MARTIN	SR	15.65mw	51-4½ (2.1)	3/23/18	0.175	0.00	0.17
------	----	--------------	----	---------	-------------	---------	-------	------	------

▶ JAV	30	Jonno ENGELKING	SO	70.16m	230-2	3/30/18	0.7	0.00	0.70
-------	----	-----------------	----	--------	-------	---------	-----	------	------

**Team Total 0.87**

# 149



## Wyoming

### Mountain West Conference

# ▼16

Event	Scrd As	Athlete	Yr	Scored Mark	Date	Pl. Pts.	Bonus	TOTAL
-------	---------	---------	----	-------------	------	----------	-------	-------

Scored bests come from PRE-SEASON DATA

▶ 800m	32	Ricky FAURE	SR	1:47.93c	(1:48.47)	5/10/17	0.6	0.27	0.87
--------	----	-------------	----	----------	-----------	---------	-----	------	------

**Team Total 0.87**

"Scrd As", short for "Scored As", Standing used for place points portion of performance's score combining preseason data (when applied) to current season data

Numbers in BLACK are both the performance's actual NCAA rank AND "scored as" rank Numbers in RED indicate actual NCAA rank does not exist or is worse than "scored as" rank Numbers in BLUE indicate actual NCAA rank is better than "scored as" rank

USTFCCCA Non-Member

Non-Member Schools Will NOT be ranked, beginning Week 2





# USTFCCCA NCAA Division I National Team Computer Rankings

as of 4/2/2018 10:51:32 AM

## 2018 Outdoor Track & Field, Week #1

Only those who score >0.01 pts are shown  
D denotes multiple-event rule in affect

### MEN

#### 150 Marquette ▼ 26 BIG EAST Conference

Event	Scrd As	Athlete	Yr	Scored Mark	Date	Pl. Pts.	Bonus	TOTAL
Scored bests come from PRE-SEASON DATA								
HJ	30	Daniel ARMSTRONG	SO	2.17m	7-1½	3/17/17	0.7	0.17 0.87
Team Total								0.87

#### 151 UC Davis ▲ 1 Big West Conference

Event	Scrd As	Athlete	Yr	Scored Mark	Date	Pl. Pts.	Bonus	TOTAL
Scored bests come from CURRENT season								
LJ	40	Steven CHILDS	JR	7.75m	25-5¼ (0.8)	3/31/18	0.25	0.00 0.25
Scored bests come from PRE-SEASON DATA								
TJ	34	Drew XANDRINE-ANDERSON	JR	15.74m	51-7¾	4/21/17	0.5	0.11 0.61
Team Total								0.86

#### 152 Boston University ▼ 15 Patriot League

Event	Scrd As	Athlete	Yr	Scored Mark	Date	Pl. Pts.	Bonus	TOTAL
Scored bests come from PRE-SEASON DATA								
1500	32	Alexander SEAL	JR	3:42.35	4/23/16	0.6	0.25	0.85
Team Total								0.85

#### 153 Illinois State ▼ 28 Missouri Valley Conference

Event	Scrd As	Athlete	Yr	Scored Mark	Date	Pl. Pts.	Bonus	TOTAL
Scored bests come from CURRENT season								
1500	55	Jack ANSTEY	SO	3:43.22	3/30/18		0.11	0.11
Scored bests come from PRE-SEASON DATA								
100	48	Derrius RODGERS	SO	10.26w	5/12/17	0.05	0.04	0.09
200m	47	Anderson DEVONISH	RS SR	20.64w	5/17/15	0.075	0.10	0.17
110H	37	Jaylan MCCONICO	SO	13.91w	5/12/17	0.35	0.05	0.40
Team Total								0.77

#### 154 Alabama A&M ▼ 18 Southwestern Athletic Conference

Event	Scrd As	Athlete	Yr	Scored Mark	Date	Pl. Pts.	Bonus	TOTAL
Scored bests come from PRE-SEASON DATA								
200m	33	DeTorrian GREEN	SR	20.58	5/27/17	0.55	0.20	0.75
Team Total								0.75

#### 155 Cal State Fullerton ▼ 8 Big West Conference

Event	Scrd As	Athlete	Yr	Scored Mark	Date	Pl. Pts.	Bonus	TOTAL
Scored bests come from CURRENT season								
4x100	37	Matos, Smith, House, Espinoza		40.35	3/31/18	0.35	0.05	0.40
Scored bests come from PRE-SEASON DATA								
TJ	49	Anthony APPLEQUIST	SR	15.61mw	51-2¾	3/31/17	0.025	0.00 0.03
SP	38	Trevor GORWIN	SR	18.52m	60-9¾	4/21/17	0.3	0.00 0.30
Team Total								0.72

#### 156 Cornell ▼ 27 Ivy League

Event	Scrd As	Athlete	Yr	Scored Mark	Date	Pl. Pts.	Bonus	TOTAL
Scored bests come from PRE-SEASON DATA								
10k	45	David TAYLOR	RS SR	29:14.07	4/16/16	0.125	0.14	0.26
DISC	46	Kevin BENSON	RS SO	55.84m	183-2	5/7/16	0.1	0.00 0.10
DEC	37	Austin JAMERSON	RS SR	7,161	5/7/16	0.35	0.00	0.35
Team Total								0.71

#### 157 San Francisco ▲ 14 West Coast Conference

Event	Scrd As	Athlete	Yr	Scored Mark	Date	Pl. Pts.	Bonus	TOTAL
Scored bests come from CURRENT season								
10k	37	Jack ROWE	JR	29:10.33	3/30/18	0.35	0.21	0.56
Scored bests come from PRE-SEASON DATA								
1500	51	Hugh NICKLASON	JR	3:43.01	4/13/17		0.14	0.14
Team Total								0.69

"Scrd As", short for "Scored As", Standing used for place points portion of performance's score combining preseason data (when applied) to current season data

Numbers in BLACK are both the performance's actual NCAA rank AND "scored as" rank Numbers in RED indicate actual NCAA rank does not exist or is worse than "scored as" rank Numbers in BLUE indicate actual NCAA rank is better than "scored as" rank

USTFCCCA Non-Member Non-Member Schools Will NOT be ranked, beginning Week 2



# USTFCCCA NCAA Division I National Team Computer Rankings

## 2018 Outdoor Track & Field, Week #1

as of 4/2/2018 10:51:32 AM

Only those who score >0.01 pts are shown  
D denotes multiple-event rule in affect

### MEN

# 158



## Western Carolina

### Southern Conference

# ▲30

Event	Scrd As	Athlete	Yr	Scored Mark	Date	Pl. Pts.	Bonus	TOTAL
-------	---------	---------	----	-------------	------	----------	-------	-------

Scored bests come from CURRENT season

▶ 4x400	35	Kiedy, Dale, Greer, Lamont		3:11.24	3/15/18	0.45	0.14	0.59
---------	----	----------------------------	--	---------	---------	------	------	------

**Team Total 0.59**

# 159



## East Carolina

### American Athletic Conference

# ▼4

Event	Scrd As	Athlete	Yr	Scored Mark	Date	Pl. Pts.	Bonus	TOTAL
-------	---------	---------	----	-------------	------	----------	-------	-------

Scored bests come from CURRENT season

▶ HT	38	Ryan DAVIS	JR	64.38m	211-2	3/30/18	0.3	0.00	0.30
------	----	------------	----	--------	-------	---------	-----	------	------

Scored bests come from PRE-SEASON DATA

▶ 800m	49	Stefano MIGLIORATI	SR	1:48.68	4/21/17	0.025	0.01	0.04
▶ 400H	42	Rodney JOHNSON	RS SR	51.49	5/29/15	0.2	0.03	0.23

**Team Total 0.56**

# 160



## South Dakota State

### The Summit League

# ▼14

Event	Scrd As	Athlete	Yr	Scored Mark	Date	Pl. Pts.	Bonus	TOTAL
-------	---------	---------	----	-------------	------	----------	-------	-------

Scored bests come from PRE-SEASON DATA

▶ 1500	37	Kyle BURDICK	JR	3:42.52	4/13/17	0.35	0.20	0.55
--------	----	--------------	----	---------	---------	------	------	------

**Team Total 0.55**

# 161



## Montana State

### Big Sky Conference

# ▼20

Event	Scrd As	Athlete	Yr	Scored Mark	Date	Pl. Pts.	Bonus	TOTAL
-------	---------	---------	----	-------------	------	----------	-------	-------

Scored bests come from PRE-SEASON DATA

▶ SP	49	Kyle DOUGLASS	SR	18.19m	59-8½	4/22/17	0.025	0.00	0.03
▶ DISC	34	Kyle DOUGLASS	SR	56.69m	186-0	4/22/17	0.5	0.03	0.53

**Team Total 0.55**

# 162



## Montana

### Big Sky Conference

# ▼24

Event	Scrd As	Athlete	Yr	Scored Mark	Date	Pl. Pts.	Bonus	TOTAL
-------	---------	---------	----	-------------	------	----------	-------	-------

Scored bests come from PRE-SEASON DATA

▶ HJ	35	Matt QUIST	SR	2.16m	7-1	4/2/16	0.45	0.03	0.48
▶ JAV	49	Jensen LILLQUIST	RS JR	67.99m	223-0	5/11/16	0.025	0.00	0.03

**Team Total 0.50**

# 163



## Lehigh

### Patriot League

# ▲1

Event	Scrd As	Athlete	Yr	Scored Mark	Date	Pl. Pts.	Bonus	TOTAL
-------	---------	---------	----	-------------	------	----------	-------	-------

Scored bests come from PRE-SEASON DATA

▶ DEC	35	Trevor KNOWLES	SR	7,197	5/5/17	0.45	0.00	0.45
-------	----	----------------	----	-------	--------	------	------	------

**Team Total 0.45**

# 163



## UMBC

### America East Conference

# ▼10

Event	Scrd As	Athlete	Yr	Scored Mark	Date	Pl. Pts.	Bonus	TOTAL
-------	---------	---------	----	-------------	------	----------	-------	-------

Scored bests come from PRE-SEASON DATA

▶ HT	35	Alexios PRODANAS	SO	65.04m	213-4	4/21/17	0.45	0.00	0.45
------	----	------------------	----	--------	-------	---------	------	------	------

**Team Total 0.45**

# 165



## Dartmouth

### Ivy League

# ▼5

Event	Scrd As	Athlete	Yr	Scored Mark	Date	Pl. Pts.	Bonus	TOTAL
-------	---------	---------	----	-------------	------	----------	-------	-------

Scored bests come from PRE-SEASON DATA

▶ DEC	36	Benjamin OSE	JR	7,192	5/6/17	0.4	0.00	0.40
-------	----	--------------	----	-------	--------	-----	------	------

**Team Total 0.40**

# 166



## Grand Canyon

### Western Athletic Conference

# ▲3

Event	Scrd As	Athlete	Yr	Scored Mark	Date	Pl. Pts.	Bonus	TOTAL
-------	---------	---------	----	-------------	------	----------	-------	-------

Scored bests come from CURRENT season

▶ 4x100	42	Marrero, Girk, Flannigan, Alcalá-Rendon		40.50	3/16/18	0.2	0.00	0.20
---------	----	---	--	-------	---------	-----	------	------

Scored bests come from PRE-SEASON DATA

▶ PV	42	Scott MARSHALL	SR	5.22m	17-1½	4/14/17	0.2	0.00	0.20
------	----	----------------	----	-------	-------	---------	-----	------	------

**Team Total 0.40**

"Scrd As", short for "Scored As", Standing used for place points portion of performance's score combining preseason data (when applied) to current season data

Numbers in BLACK are both the performance's actual NCAA rank AND "scored as" rank Numbers in RED indicate actual NCAA rank does not exist or is worse than "scored as" rank Numbers in BLUE indicate actual NCAA rank is better than "scored as" rank

USTFCCCA Non-Member

Non-Member Schools Will NOT be ranked, beginning Week 2



## 2018 Outdoor Track &amp; Field, Week #1

Only those who score >0.01 pts are shown  
D denotes multiple-event rule in affect

## MEN

167



Army West Point

▼16

Patriot League

Event	Scrd As	Athlete	Yr	Scored Mark	Date	Pl. Pts.	Bonus	TOTAL
-------	---------	---------	----	-------------	------	----------	-------	-------

Scored bests come from PRE-SEASON DATA

▶ HJ	42	Jeff GIANNETTINO	JR	2.15m	7-½	5/15/16	0.2	0.00	0.20
▶ PV	44	Lee BARES	SR	5.21m	17-1	5/12/17	0.15	0.00	0.15

Team Total 0.35

168



Lamar

▼11

Southland Conference

Event	Scrd As	Athlete	Yr	Scored Mark	Date	Pl. Pts.	Bonus	TOTAL
-------	---------	---------	----	-------------	------	----------	-------	-------

Scored bests come from PRE-SEASON DATA

▶ 5000m	57	Iliass AOUBANI	RS SO	13:55.02		4/1/16		0.08	0.08
▶ TJ	41	Brian O'BONNA	SR	15.67mw	51-5	5/12/17	0.225	0.00	0.22

Team Total 0.31

169



Northern Colorado

▼6

Big Sky Conference

Event	Scrd As	Athlete	Yr	Scored Mark	Date	Pl. Pts.	Bonus	TOTAL
-------	---------	---------	----	-------------	------	----------	-------	-------

Scored bests come from PRE-SEASON DATA

▶ 400	40	Alex WESLEY	RS JR	46.28	5/14/16	0.25	0.05	0.30
-------	----	-------------	-------	-------	---------	------	------	------

Team Total 0.30

170



DePaul

BIG EAST Conference

Event	Scrd As	Athlete	Yr	Scored Mark	Date	Pl. Pts.	Bonus	TOTAL
-------	---------	---------	----	-------------	------	----------	-------	-------

Scored bests come from CURRENT season

▶ TJ	40	Brian MADA	JR	15.69m	51-5½ (0.0)	3/23/18	0.25	0.03	0.28
------	----	------------	----	--------	-------------	---------	------	------	------

Team Total 0.28

171



LIU Brooklyn

▼10

Northeast Conference

Event	Scrd As	Athlete	Yr	Scored Mark	Date	Pl. Pts.	Bonus	TOTAL
-------	---------	---------	----	-------------	------	----------	-------	-------

Scored bests come from CURRENT season

▶ 4x400	47	Henderson, Wilkerson, Sewell, Jones		3:12.23	3/29/18	0.075	0.00	0.08
---------	----	-------------------------------------	--	---------	---------	-------	------	------

Scored bests come from PRE-SEASON DATA

▶ HJ	42	Kareem ROBERTS	SR	2.15m	7-½	3/29/17	0.2	0.00	0.20
------	----	----------------	----	-------	-----	---------	-----	------	------

Team Total 0.28

172



Lipscomb

▼29

Atlantic Sun Conference

Event	Scrd As	Athlete	Yr	Scored Mark	Date	Pl. Pts.	Bonus	TOTAL
-------	---------	---------	----	-------------	------	----------	-------	-------

Scored bests come from CURRENT season

▶ 110H	41	Wayne NEWMAN	SR	13.93w (3.6)	3/23/18	0.225	0.00	0.22
--------	----	--------------	----	--------------	---------	-------	------	------

Scored bests come from PRE-SEASON DATA

▶ 400H	48	Wayne NEWMAN	SR	51.59	5/14/16	0.05	0.00	0.05
--------	----	--------------	----	-------	---------	------	------	------

Team Total 0.27

173



South Carolina State

▼8

Mid-Eastern Athletic Conference

Event	Scrd As	Athlete	Yr	Scored Mark	Date	Pl. Pts.	Bonus	TOTAL
-------	---------	---------	----	-------------	------	----------	-------	-------

Scored bests come from PRE-SEASON DATA

▶ 100	45	Demek KEMP	RS JR	10.25	4/1/15	0.125	0.07	0.20
▶ 400	48	Tyrell RICHARD	JR	46.41	5/4/17	0.05	0.00	0.05

Team Total 0.25

174



Eastern Illinois

▼15

Ohio Valley Conference

Event	Scrd As	Athlete	Yr	Scored Mark	Date	Pl. Pts.	Bonus	TOTAL
-------	---------	---------	----	-------------	------	----------	-------	-------

Scored bests come from PRE-SEASON DATA

▶ Steeple	42	Riley MCINERNEY	SR	8:53.51	4/13/17	0.2	0.00	0.20
-----------	----	-----------------	----	---------	---------	-----	------	------

Team Total 0.20

"Scrd As", short for "Scored As", Standing used for place points portion of performance's score combining preseason data (when applied) to current season data

Numbers in BLACK are both the performance's actual NCAA rank AND "scored as" rank Numbers in RED indicate actual NCAA rank does not exist or is worse than "scored as" rank Numbers in BLUE indicate actual NCAA rank is better than "scored as" rank

USTFCCCA Non-Member

Non-Member Schools Will NOT be ranked, beginning Week 2



# USTFCCCA NCAA Division I National Team Computer Rankings

as of 4/2/2018 10:51:33 AM

## 2018 Outdoor Track & Field, Week #1

Only those who score >0.01 pts are shown  
D denotes multiple-event rule in affect

### MEN

#### 175 Central Arkansas ▼14 Southland Conference

Event	Scrd As	Athlete	Yr	Scored Mark	Date	Pl. Pts.	Bonus	TOTAL
Scored bests come from PRE-SEASON DATA								
HJ	42	Eric MOORE	SR	2.15m	7-½	3/20/15	0.2	0.00 0.20
Team Total								0.20

#### 176 Jackson State ▲15 Southwestern Athletic Conference

Event	Scrd As	Athlete	Yr	Scored Mark	Date	Pl. Pts.	Bonus	TOTAL
Scored bests come from CURRENT season								
4x100	42	Bell, Addison, Felix, Thomas		40.50	3/3/18	0.2	0.00	0.20
Team Total								0.20

#### 177 ETSU ▲14 Southern Conference

Event	Scrd As	Athlete	Yr	Scored Mark	Date	Pl. Pts.	Bonus	TOTAL
Scored bests come from CURRENT season								
Steeple	43	Simeon ROBERTS	SR	8:53.55	3/30/18	0.175	0.00	0.17
Team Total								0.17

#### 177 Lafayette ▼11 Patriot League

Event	Scrd As	Athlete	Yr	Scored Mark	Date	Pl. Pts.	Bonus	TOTAL
Scored bests come from PRE-SEASON DATA								
DISC	43	David MCGRIFF	SR	56.08m	184-0	5/5/17	0.175	0.00 0.17
Team Total								0.17

#### 179 Buffalo ▼13 Mid-American Conference

Event	Scrd As	Athlete	Yr	Scored Mark	Date	Pl. Pts.	Bonus	TOTAL
Scored bests come from PRE-SEASON DATA								
SP	44	Devon PATTERSON	SR	18.41m	60-5	5/5/17	0.15	0.00 0.15
Team Total								0.15

#### 179 USF ▼3 American Athletic Conference

Event	Scrd As	Athlete	Yr	Scored Mark	Date	Pl. Pts.	Bonus	TOTAL
Scored bests come from PRE-SEASON DATA								
PV	44	David BELL	JR	5.21m	17-1	4/21/17	0.15	0.00 0.15
Team Total								0.15

#### 179 William and Mary ▼6 Colonial Athletic Association

Event	Scrd As	Athlete	Yr	Scored Mark	Date	Pl. Pts.	Bonus	TOTAL
Scored bests come from PRE-SEASON DATA								
JAV	44	Tucker RIZZI	SR	68.25m	223-11	4/27/17	0.15	0.00 0.15
Team Total								0.15

#### 182 Bradley ▼14 Missouri Valley Conference

Event	Scrd As	Athlete	Yr	Scored Mark	Date	Pl. Pts.	Bonus	TOTAL
Scored bests come from PRE-SEASON DATA								
1500	53	Daniel GAGNE	SR	3:43.08	4/13/17	0.13		0.13
Team Total								0.13

#### 183 Columbia ▼11 Ivy League

Event	Scrd As	Athlete	Yr	Scored Mark	Date	Pl. Pts.	Bonus	TOTAL
Scored bests come from PRE-SEASON DATA								
TJ	45	Daniel IGBOKWE	SO	15.63m	51-3½	5/12/17	0.125	0.00 0.13
Team Total								0.13

#### 184 Fresno State ▼4 Mountain West Conference

Event	Scrd As	Athlete	Yr	Scored Mark	Date	Pl. Pts.	Bonus	TOTAL
Scored bests come from PRE-SEASON DATA								
PV	46	Shane ATKINSON	RS JR	5.20m	17-½	4/16/16	0.1	0.00 0.10
Team Total								0.10

"Scrd As", short for "Scored As", Standing used for place points portion of performance's score combining preseason data (when applied) to current season data

Numbers in BLACK are both the performance's actual NCAA rank AND "scored as" rank Numbers in RED indicate actual NCAA rank does not exist or is worse than "scored as" rank Numbers in BLUE indicate actual NCAA rank is better than "scored as" rank

USTFCCCA Non-Member

Non-Member Schools Will NOT be ranked, beginning Week 2



# USTFCCCA NCAA Division I National Team Computer Rankings

as of 4/2/2018 10:51:33 AM

## 2018 Outdoor Track & Field, Week #1

Only those who score >0.01 pts are shown  
D denotes multiple-event rule in affect

### MEN

185



Little Rock

Sun Belt Conference

▲ 6

Event	Scrd As	Athlete	Yr	Scored Mark	Date	Pl. Pts.	Bonus	TOTAL
-------	---------	---------	----	-------------	------	----------	-------	-------

Scored bests come from CURRENT season

▶ 4x100	46	Clark, Okeze, Calhoun, Andrews		40.53	3/22/18	0.1	0.00	0.10
---------	----	--------------------------------	--	-------	---------	-----	------	------

Team Total 0.10

186



George Mason

Atlantic 10 Conference

▼ 2

Event	Scrd As	Athlete	Yr	Scored Mark	Date	Pl. Pts.	Bonus	TOTAL
-------	---------	---------	----	-------------	------	----------	-------	-------

Scored bests come from PRE-SEASON DATA

▶ DEC	47	John SEALS	RS JR	7,008	5/7/16	0.075	0.00	0.08
-------	----	------------	-------	-------	--------	-------	------	------

Team Total 0.08

186



Idaho

Big Sky Conference

▲ 5

Event	Scrd As	Athlete	Yr	Scored Mark	Date	Pl. Pts.	Bonus	TOTAL
-------	---------	---------	----	-------------	------	----------	-------	-------

Scored bests come from CURRENT season

▶ SP	47	Zack SHORT	SO	18.23m	59-9%	3/22/18	0.075	0.00	0.08
------	----	------------	----	--------	-------	---------	-------	------	------

Team Total 0.08

188



Loyola Marymount

West Coast Conference

▲ 3

Event	Scrd As	Athlete	Yr	Scored Mark	Date	Pl. Pts.	Bonus	TOTAL
-------	---------	---------	----	-------------	------	----------	-------	-------

Scored bests come from CURRENT season

▶ 10k	58	Jack POLERECKY	SR	29:18.14	3/30/18	0.07	0.00	0.07
-------	----	----------------	----	----------	---------	------	------	------

Team Total 0.07

189



Butler

BIG EAST Conference

▲ 2

Event	Scrd As	Athlete	Yr	Scored Mark	Date	Pl. Pts.	Bonus	TOTAL
-------	---------	---------	----	-------------	------	----------	-------	-------

Scored bests come from CURRENT season

▶ 1500	64	Johnny LEVERENZ	JR	3:43.61	3/23/18	0.05	0.00	0.05
--------	----	-----------------	----	---------	---------	------	------	------

Team Total 0.05

190



N.C. Central

Mid-Eastern Athletic Conference

▼ 12


Event	Scrd As	Athlete	Yr	Scored Mark	Date	Pl. Pts.	Bonus	TOTAL
-------	---------	---------	----	-------------	------	----------	-------	-------

Scored bests come from PRE-SEASON DATA

▶ LJ	48	Joshua MCCLAM	RS SR	7.71mw	25-3%	5/15/16	0.05	0.00	0.05
------	----	---------------	-------	--------	-------	---------	------	------	------

Team Total 0.05

191



UMES

Mid-Eastern Athletic Conference

▼ 15

Event	Scrd As	Athlete	Yr	Scored Mark	Date	Pl. Pts.	Bonus	TOTAL
-------	---------	---------	----	-------------	------	----------	-------	-------

Scored bests come from PRE-SEASON DATA

▶ Steeple	49	Oussama CHOUATI	RS JR	8:54.94		5/13/16	0.025	0.00	0.03
-----------	----	-----------------	-------	---------	--	---------	-------	------	------

Team Total 0.03

192



VCU

Atlantic 10 Conference

▼ 1

Event	Scrd As	Athlete	Yr	Scored Mark	Date	Pl. Pts.	Bonus	TOTAL
-------	---------	---------	----	-------------	------	----------	-------	-------

Scored bests come from CURRENT season

▶ 4x400	49	Shepard, Thompson, Aguolu, Harrison		3:12.46	3/22/18	0.025	0.00	0.03
---------	----	-------------------------------------	--	---------	---------	-------	------	------

Team Total 0.03

"Scrd As", short for "Scored As", Standing used for place points portion of performance's score combining preseason data (when applied) to current season data

Numbers in BLACK are both the performance's actual NCAA rank AND "scored as" rank Numbers in RED indicate actual NCAA rank does not exist or is worse than "scored as" rank Numbers in BLUE indicate actual NCAA rank is better than "scored as" rank

USTFCCCA Non-Member

Non-Member Schools Will NOT be ranked, beginning Week 2



# USTFCCCA NCAA Division I National Team Computer Rankings

as of 4/2/2018 10:51:33 AM

## 2018 Outdoor Track & Field, Week #1

Only those who score >0.01 pts are shown  
D denotes multiple-event rule in affect

### WOMEN

# 1



## Arkansas

### Southeastern Conference

## unch

Event	Scrd As	Athlete	Yr	Scored Mark	Date	Pl. Pts.	Bonus	TOTAL
Scored bests come from CURRENT season								
100	12	Jada BAYLARK	SO	11.09w (3.7)	3/28/18	9	0.85	9.85
Steeple	44	Rachel NICHWITZ	SO	10:14.59	3/30/18	0.15	0.00	0.15
100H	11	Janeek BROWN	FR	12.90w (3.3)	3/28/18	10	1.13	11.13
4x100	5	Brown, Parker, Baylark, Burks Magee		43.40	3/23/18	22	2.28	24.28
4x400	20	Burks Magee, Parker, Hammit, Davis		3:37.27	3/28/18	3	0.46	3.46
LJ	1	Taliyah BROOKS	SR	6.78m 22-3 (1.2)	3/23/18	30	3.72	33.72
Scored bests come from PRE-SEASON DATA								
100	19	Kiara PARKER	JR	11.19w	5/27/17	3.5	0.52	4.02
200m	45	Kiara PARKER	JR	23.05w	5/27/17	0.125	0.12	0.24
200m	50	Jada BAYLARK	SO	23.11w	5/27/17	0.01	0.03	0.04
800m	41	Nikki HILTZ	SR	2:05.83	5/11/17	0.225	0.12	0.34
800m	45	Ceara WATSON	JR	2:06.13	5/11/17	0.125	0.04	0.16
1500	4	Nikki HILTZ	SR	4:10.80		24	1.72	25.72
1500	37	Devin CLARK	JR	4:18.22	5/1/16	0.35	0.11	0.46
Steeple	6	Devin CLARK	JR	9:49.25	6/11/16	20	1.83	21.83
Steeple	27	Regan WARD	SR	10:08.23	5/11/17	0.85	0.23	1.08
5000m	27	Taylor WERNER	SO	15:51.08	4/13/17	0.85	0.40	1.25
100H	6	Payton STUMBAUGH-CHADWICK	SR	12.83	4/23/16	20	1.51	21.51
100H	27	Taliyah BROOKS	SR	13.14	5/11/17	0.85	0.27	1.12
HJ	17	Taliyah BROOKS	SR	1.82m 5-11½	3/29/17	4.5	0.35	4.85
PV	1	Lexi JACOBUS	JR	4.64m 15-2½	4/23/16	30	3.72	33.72
PV	3	Tori HOGGARD	JR	4.55m 14-11	5/5/17	26	2.61	28.61
PV	10	Desiree FREIER	JR	4.38m 14-4½	4/8/17	12	1.01	13.01
LJ	40	Kelsey HERMAN	JR	6.25m 20-6½	4/21/17	0.25	0.00	0.25
SP	30	Micah DENNIS	RS SR	16.09m 52-9½	4/30/16	0.7	0.00	0.70
HEPT	1	Taliyah BROOKS	SR	6,099	5/11/17	30	3.84	33.84
HEPT	2	Payton STUMBAUGH-CHADWICK	SR	6,023	5/11/17	28	3.13	31.13
HEPT	7	Kelsey HERMAN	JR	5,820	5/11/17	18	1.65	19.65
HEPT	42	Ashlee MOORE	JR	5,293	5/11/17	0.2	0.00	0.20
Team Total								326.32

# 2



## Oregon

### Pac-12 Conference

## unch

Event	Scrd As	Athlete	Yr	Scored Mark	Date	Pl. Pts.	Bonus	TOTAL
Scored bests come from CURRENT season								
5000m	7	Lilli BURDON	JR	15:42.65	3/30/18	18	1.36	19.36
10k	11	Samantha NADEL	SR	33:01.82	3/30/18	10	0.83	10.83
10k	24	Carmela CARDAMA BAEZ	SO	33:36.73	3/30/18	1	0.27	1.27
4x100	12	Anderson, Reed, Williams, Washington		44.38	3/24/18	9	0.76	9.76
LJ	34	Chaquinn COOK	JR	6.28m 20-7¼ (1.9)	3/24/18	0.5	0.00	0.50
Scored bests come from PRE-SEASON DATA								
100	3	Ariana WASHINGTON	JR	10.95w	6/11/16	26	2.00	28.00
200m	1	Ariana WASHINGTON	JR	22.21	6/11/16	30	2.58	32.58
200m	24	Makenzie DUNMORE	SO	22.90	5/13/17	1	0.33	1.33
200m	47	Briyahna DESROSIERS	JR	23.07	3/23/17	0.075	0.09	0.16
400	5	Makenzie DUNMORE	SO	51.67	5/13/17	22	1.34	23.34
400	15	Briyahna DESROSIERS	JR	52.28	4/15/17	6	0.65	6.65
400	30	Hannah WALLER	SO	52.85	5/13/17	0.7	0.21	0.91
800m	2	Brooke FELDMIEIER	SR	2:01.54	6/10/17	28	2.55	30.55
800m	13	Sabrina SOUTHERLAND	RS SR	2:03.74	5/28/16	8	0.76	8.76
800m	14	Ruby STAUBER	SO	2:03.77	4/13/17	7	0.74	7.74
800m	28	Katie RAINSBERGER	SO	2:05.20	4/28/17	0.8	0.30	1.10
1500	9	Katie RAINSBERGER	SO	4:11.53	5/5/17	14	1.44	15.44
1500	16	Jessica HULL	SO	4:13.48	5/5/17	5	0.75	5.75
1500	24	Alli CASH	RS SR	4:16.56	5/30/15	1	0.31	1.31
1500	28	Lilli BURDON	JR	4:17.07	3/31/17	0.8	0.25	1.05
1500	43	Samantha NADEL	RS SR	4:18.75	4/13/17	0.175	0.05	0.22
5000m	19	Samantha NADEL	RS SR	15:48.93	6/10/17	3.5	0.58	4.08
100H	3	Alaysha JOHNSON	JR	12.68w	5/27/17	26	2.69	28.69
LJ	38	Rhesa FOSTER	SO	6.26m 20-6½	5/13/17	0.3	0.00	0.30
TJ	10	Chaquinn COOK	JR	13.51m 44-4	5/27/17	12	1.13	13.13
Team Total								252.81

"Scrd As", short for "Scored As", Standing used for place points portion of performance's score combining preseason data (when applied) to current season data

Numbers in BLACK are both the performance's actual NCAA rank AND "scored as" rank Numbers in RED indicate actual NCAA rank does not exist or is worse than "scored as" rank Numbers in BLUE indicate actual NCAA rank is better than "scored as" rank

USTFCCCA Non-Member

Non-Member Schools Will NOT be ranked, beginning Week 2





## USTFCCCA NCAA Division I National Team Computer Rankings

as of 4/2/2018 10:51:34 AM

## 2018 Outdoor Track &amp; Field, Week #1

Only those who score >0.01 pts are shown  
D denotes multiple-event rule in affect

## WOMEN

3



Texas A&amp;M

Southeastern Conference

▲ 3

Event	Scrd As	Athlete	Yr	Scored Mark	Date	Pl. Pts.	Bonus	TOTAL
Scored bests come from CURRENT season								
▶ 4x100	4	Ivy, Spaulding, Thompson, Madubuike		43.28	3/28/18	24	2.53	26.53
▶ 4x400	5			3:33.15	3/28/18	22	1.75	23.75
▶ PV	37	Sara Kathryn STEVENS	SR	4.15m 13-7½	3/28/18	0.35	0.00	0.35
▶ DISC	5	Serena BROWN	SO	60.39m 198-1	3/28/18	22	2.26	24.26
▶ HEPT	10	Tyra GITTENS	FR	5,700	3/28/18	12	1.02	13.02
▶ HEPT	22	Shaina BURNS	SR	5,464	3/28/18	2	0.25	2.25
Scored bests come from PRE-SEASON DATA								
▶ 100	15	Brenessa THOMPSON	JR	11.15w	4/22/17	6	0.64	6.64
▶ 200m	9	Danyel WHITE	SO	22.55w	3/23/17	14	1.10	15.10
▶ 200m	10	Brenessa THOMPSON	JR	22.59w	3/23/17	12	0.98	12.98
▶ 200m	12	Diamond SPAULDING	JR	22.64w	5/27/17	9	0.84	9.84
▶ 200m	21	Jaevin REED	SO	22.84	3/23/17	D 2.5	0.42	2.42
▶ 200m	43	Kadecia BAIRD	SR	23.03	3/23/17	0.175	0.14	0.32
▶ 400	5	Jaevin REED	SO	51.67		22	1.34	23.34
▶ 400	49	Kadecia BAIRD	SR	53.15	4/28/17	0.025	0.04	0.07
▶ 800m	1	Jazmine FRAY	JR	2:01.43	4/15/17	30	2.65	32.65
▶ 100H	40	Chinyere NJOKU	JR	13.29w	5/27/17	0.25	0.00	0.25
▶ PV	24	Emily GUNDERSON	SR	4.20m 13-9½	5/27/17	1	0.18	1.18
▶ TJ	22	Lajarvia BROWN	SO	13.11mw 43-¾	3/29/17	2	0.24	2.24
▶ TJ	40	Cinnamon STEVENSON	SO	12.90mw 42-4	3/29/17	0.25	0.00	0.25
▶ JAV	3	Audrey MALONE	SR	57.06m 187-2		26	2.47	28.47
▶ JAV	9	Madalaine STULCE	JR	55.31m 181-5	5/11/17	14	1.28	15.28
▶ JAV	21	Kristen CLARK	SR	52.31m 171-7	3/17/17	2.5	0.36	2.86
Team Total								244.04

4



Southern California

Pac-12 Conference

unch

Event	Scrd As	Athlete	Yr	Scored Mark	Date	Pl. Pts.	Bonus	TOTAL
Scored bests come from CURRENT season								
▶ 100	5	Twanisha TERRY	FR	10.97w (3.5)	3/23/18	22	1.82	23.82
▶ 100	7	Deanna HILL	SR	10.98w (3.5)	3/23/18	18	1.73	19.73
▶ 100H	19	Chanel BRISSETT	FR	13.07 (0.8)	3/23/18	3.5	0.45	3.95
▶ 4x100	3	Hall, Westbrook, Hill, Terry		43.18	3/23/18	26	2.75	28.75
▶ 4x400	21	Cockrell, Hill, Terry, Ellis		3:37.69	3/23/18	2.5	0.39	2.89
▶ SP	5	Breana JEMISON	SR	17.57m 57-7½	3/31/18	22	2.17	24.17
▶ HT	33	Joy MCARTHUR	FR	61.49m 201-9	3/23/18	0.55	0.02	0.57
Scored bests come from PRE-SEASON DATA								
▶ 100	13	Ky WESTBROOK	JR	11.11w	6/13/15	8	0.76	8.76
▶ 200m	2	Deanna HILL	SR	22.30w	5/27/17	28	2.18	30.18
▶ 200m	16	Kendall ELLIS	SR	22.79	3/17/17	D 5	0.49	2.49
▶ 200m	51	Ky WESTBROOK	JR	23.12w	5/30/15		0.02	0.02
▶ 400	2	Kendall ELLIS	SR	50.45	5/27/17	28	3.32	31.32
▶ 400	39	Kyra CONSTANTINE	SO	52.92	5/13/17	0.275	0.17	0.44
▶ 800m	27	Mikaela SMITH	JR	2:05.17	4/29/17	0.85	0.30	1.15
▶ 100H	10	Anna COCKRELL	SO	12.89		12	1.18	13.18
▶ 100H	15	Dior HALL	JR	13.03	4/29/17	6	0.56	6.56
▶ 400H	1	Anna COCKRELL	SO	55.36	6/10/17	30	4.19	34.19
▶ LJ	11	Margaux JONES	JR	6.47mw 21-2½	4/16/16	10	0.78	10.78
▶ HEPT	30	Lyndsey LOPES	JR	5,371	5/6/17	0.7	0.00	0.70
Team Total								243.66

"Scrd As", short for "Scored As", Standing used for place points portion of performance's score combining preseason data (when applied) to current season data

Numbers in BLACK are both the performance's actual NCAA rank AND "scored as" rank Numbers in RED indicate actual NCAA rank does not exist or is worse than "scored as" rank Numbers in BLUE indicate actual NCAA rank is better than "scored as" rank

USTFCCCA Non-Member

Non-Member Schools Will NOT be ranked, beginning Week 2



# USTFCCCA NCAA Division I National Team Computer Rankings

as of 4/2/2018 10:51:34 AM

## 2018 Outdoor Track & Field, Week #1

Only those who score >0.01 pts are shown  
D denotes multiple-event rule in affect

### WOMEN

5



LSU

Southeastern Conference

4

Event	Scrd As	Athlete	Yr	Scored Mark	Date	Pl. Pts.	Bonus	TOTAL
Scored bests come from CURRENT season								
100	5	Kortnei JOHNSON	JR	10.97w (3.4)	3/28/18	22	1.82	23.82
100	8	Mikiah BRISCO	SR	10.99w (2.7)	3/28/18	16	1.64	17.64
200m	49	Rachel MISHER	JR	23.10 (-0.2)	3/23/18	0.025	0.04	0.07
400	32	Kymber PAYNE	SR	52.87	3/16/18	0.6	0.20	0.80
100H	5	Tonea MARSHALL	SO	12.73w (3.3)	3/28/18	22	2.28	24.28
100H	22	Brittley HUMPHREY	SO	13.11w (3.3)	3/28/18	2	0.35	2.35
100H	38	Milan YOUNG	FR	13.26w (3.3)	3/28/18	0.3	0.00	0.30
400H	2	Kymber PAYNE	SR	55.92	3/28/18	28	3.10	31.10
4x100	1	Brisco, Johnson, Hall, Hobbs		42.65	3/16/18	30	3.90	33.90
4x400	9	Hall, Misher, Denoon, Payne		3:34.70	3/28/18	14	1.11	15.11
HJ	29	Abigail O'DONOGHUE	FR	1.81m 5-11½	3/23/18	0.75	0.16	0.91
Scored bests come from PRE-SEASON DATA								
100	1	Aleia HOBBS	SR	10.85	4/28/17	30	2.90	32.90
100	20	Cassandra HALL	SO	11.22w	5/27/17	3	0.44	3.44
100	33	Zakiya DENOON	SO	11.31	4/27/17	0.55	0.18	0.73
200m	8	Kortnei JOHNSON	JR	22.50w	5/11/17	16	1.28	17.28
200m	28	Cassandra HALL	SO	22.92	5/27/17	0.8	0.30	1.10
400	10	Rachel MISHER	JR	52.07	5/27/17	12	0.89	12.89
800m	20	Ersula FARROW	JR	2:04.51	4/22/17	3	0.49	3.49
100H	7	Mikiah BRISCO	SR	12.85	3/29/17	18	1.40	19.40
100H	44	Danielle PHILLIPS	SR	13.32	5/27/17	0.15	0.00	0.15
LJ	42	Danielle PHILLIPS	SR	6.24mw 20-5½	4/28/17	0.2	0.00	0.20
HEPT	26	Brittany KELLY	JR	5,438	5/11/17	0.9	0.16	1.06
Team Total								242.91

6



Kentucky

Southeastern Conference

6

Event	Scrd As	Athlete	Yr	Scored Mark	Date	Pl. Pts.	Bonus	TOTAL
Scored bests come from CURRENT season								
200m	6	Sydney MCLAUGHLIN	FR	22.39 (1.5)	3/29/18	D	20	1.77 3.77
200m	10	Jasmine CAMACHO-QUINN	JR	22.59w (3.0)	3/29/18		12	0.98 12.98
200m	26	Kayelle CLARKE	SR	22.91w (3.0)	3/29/18		0.9	0.32 1.22
400	1	Sydney MCLAUGHLIN	FR	50.07	3/29/18		30	4.00 34.00
400H	41	Faith ROSS	SO	58.86	3/29/18	0.225	0.00	0.22
4x100	2	Barnes, Camacho-Quinn, Clarke, Gray		43.13	3/29/18	28	2.85	30.85
4x400	1	Ross, Camacho-Quinn, McLaughlin, Clarke		3:26.92	3/29/18	30	4.82	34.82
Scored bests come from PRE-SEASON DATA								
100	14	Kianna GRAY	JR	11.12w	4/30/16	7	0.73	7.73
200m	16	Kianna GRAY	JR	22.79	5/27/16	5	0.49	5.49
Steeple	12	Katy KUNC	SR	9:55.59		9	1.00	10.00
100H	4	Jasmine CAMACHO-QUINN	JR	12.69	3/30/17	24	2.61	26.61
100H	30	Jacklyn HOWELL	SR	13.18	5/11/17	0.7	0.16	0.86
HJ	17	Ellen EKHOLM	SO	1.82m 5-11½	5/27/17	4.5	0.35	4.85
PV	5	Olivia GRUVER	JR	4.50m 14-9		22	2.01	24.01
LJ	38	Latavia COOMBS	JR	6.26m 20-6½	4/15/17	0.3	0.00	0.30
TJ	7	Marie-Josée EBWEA-BILE	JR	13.69mw 44-11	6/10/17	18	1.83	19.83
TJ	8	Latavia COOMBS	JR	13.56m 44-6	4/15/17	16	1.31	17.31
Team Total								234.86

"Scrd As", short for "Scored As", Standing used for place points portion of performance's score combining preseason data (when applied) to current season data

Numbers in BLACK are both the performance's actual NCAA rank AND "scored as" rank Numbers in RED indicate actual NCAA rank does not exist or is worse than "scored as" rank Numbers in BLUE indicate actual NCAA rank is better than "scored as" rank

USTFCCCA Non-Member

Non-Member Schools Will NOT be ranked, beginning Week 2





# USTFCCCA NCAA Division I National Team Computer Rankings



as of 4/2/2018 10:51:34 AM

## 2018 Outdoor Track & Field, Week #1

Only those who score >0.01 pts are shown  
D denotes multiple-event rule in affect

### WOMEN

7			Florida		Southeastern Conference						1
Event	Scrd As	Athlete	Yr	Scored Mark	Date	Pl. Pts.	Bonus	TOTAL			
Scored bests come from CURRENT season											
▶ 400	3	Sharrika BARNETT	JR	50.93	3/29/18	26	2.48	28.48			
▶ 400	18	Taylor MANSON	FR	52.43	3/29/18	4	0.49	4.49			
▶ 4x400	4	Sharpe, Manson, Ghee, Barnett		3:31.95	3/29/18	24	2.32	26.32			
▶ HEPT	18	Amanda FROEYNES	FR	5,546	3/28/18	4	0.52	4.52			
Scored bests come from PRE-SEASON DATA											
▶ 400	27	Taylor SHARPE	SR	52.78	3/30/17	0.85	0.25	1.10			
▶ 100H	35	Brandee JOHNSON	SO	13.23	4/28/17	0.45	0.03	0.48			
▶ 400H	9	Brandee JOHNSON	SO	57.21	3/30/17	14	1.07	15.07			
▶ LJ	9	Darrielle MCQUEEN	SR	6.55m 21-6	5/27/17	14	1.27	15.27			
▶ LJ	14	Yanis DAVID	JR	6.45m 21-2	4/28/17	7	0.70	7.70			
▶ TJ	2	Yanis DAVID	JR	13.92mw 45-8	4/15/17	28	3.07	31.07			
▶ TJ	18	Darrielle MCQUEEN	SR	13.16m 43-2¼	5/11/17	4	0.33	4.33			
▶ TJ	29	Asa GARCIA	JR	13.06m 42-10½	3/25/17	0.75	0.15	0.90			
▶ SP	7	Lloydricia CAMERON	SR	17.39m 57-¾	5/27/17	18	1.72	19.72			
▶ DISC	23	Lloydricia CAMERON	SR	55.14m 180-11	4/22/16	1.5	0.19	1.69			
▶ DISC	30	Jontavia DYKES	SR	54.53m 178-11	5/27/16	0.7	0.00	0.70			
▶ JAV	1	Avione ALLGOOD	RS SR	58.81m 192-11	5/13/16	30	3.98	33.98			
Team Total									195.82		

8			Texas					3	
				Big 12 Conference					
Event	Scrd As	Athlete	Yr	Scored Mark	Date	Pl. Pts.	Bonus	TOTAL	
Scored bests come from CURRENT season									
▶ Steeple	42	Meghan LLOYD	JR	10:13.35	3/28/18	0.2	0.00	0.20	
▶ 100H	1	Rushelle BURTON	SO	12.64w (3.3)	3/28/18	30	3.03	33.03	
▶ 100H	7	Pedrya SEYMOUR	SR	12.85w (3.3)	3/28/18	18	1.40	19.40	
▶ 100H	30	Mariam ABDUL-RASHID	JR	13.18w (3.3)	3/28/18	0.7	0.16	0.86	
▶ 400H	14	Mariam ABDUL-RASHID	JR	57.40	3/28/18	7	0.84	7.84	
▶ 4x100	14	Daniels, Douglas, Golden, Burton		44.55	3/28/18	7	0.53	7.53	
Scored bests come from PRE-SEASON DATA									
▶ 100	10	Teahna DANIELS	JR	11.06	6/10/17	12	1.03	13.03	
▶ 200m	34	Teahna DANIELS	JR	22.95w	5/27/17	0.5	0.26	0.76	
▶ 200m	37	Zola GOLDEN	JR	22.98w	5/12/17	0.35	0.22	0.57	
▶ 400	12	Zola GOLDEN	JR	52.19	4/22/17	9	0.75	9.75	
▶ 800m	46	Mary Beth HAMILTON	RS SR	2:06.16	6/9/16	0.1	0.03	0.13	
▶ 100H	9	Ariel JONES	SR	12.87w	5/12/17	14	1.29	15.29	
▶ 100H	20	Ashley MILLER	JR	13.08w	5/12/17	3	0.43	3.43	
▶ 400H	5	Ariel JONES	SR	56.52	6/10/17	22	1.97	23.97	
▶ PV	9	Kally LONG	SR	4.40m 14-5½	3/29/17	14	1.18	15.18	
▶ PV	24	Ali UHLE	JR	4.20m 13-9½	5/7/16	1	0.18	1.18	
▶ PV	33	Shay PETTY	RS JR	4.18m 13-8½	4/15/17	0.55	0.09	0.64	
▶ PV	36	Calie SPENCER	RS JR	4.16m 13-7¾	3/31/17	0.4	0.01	0.41	
▶ TJ	44	Georgia WAHL	JR	12.83m 42-1½	5/27/17	0.15	0.00	0.15	
▶ SP	17	Elena BRUCKNER	SO	16.67m 54-8½	4/28/17	4.5	0.53	5.03	
▶ DISC	27	Elena BRUCKNER	SO	54.64m 179-3	3/29/17	0.85	0.03	0.88	
▶ DISC	47	Lauryn CALDWELL	SR	53.00m 173-10	5/7/16	0.075	0.00	0.08	
▶ JAV	16	Haley CROUSER	SR	53.09m 174-2		5	0.60	5.60	
▶ JAV	30	Ashtin ZAMZOW	RS JR	50.65m 166-2	3/30/16	0.7	0.00	0.70	
▶ HEPT	6	Ashtin ZAMZOW	RS JR	5,829	3/30/16	20	1.71	21.71	
Team Total								187.33	

"Scrd As", short for "Scored As", Standing used for place points portion of performance's score combining preseason data (when applied) to current season data

Numbers in BLACK are both the performance's actual NCAA rank AND "scored as" rank Numbers in RED indicate actual NCAA rank does not exist or is worse than "scored as" rank Numbers in BLUE indicate actual NCAA rank is better than "scored as" rank

USTFCCCA Non-Member

Non-Member Schools Will NOT be ranked, beginning Week 2



# USTFCCCA NCAA Division I National Team Computer Rankings

as of 4/2/2018 10:51:34 AM

## 2018 Outdoor Track & Field, Week #1

Only those who score >0.01 pts are shown  
D denotes multiple-event rule in affect

### WOMEN

9



Georgia

Southeastern Conference

▼ 6

Event	Scrd As	Athlete	Yr	Scored Mark	Date	Pl. Pts.	Bonus	TOTAL
Scored bests come from CURRENT season								
100H	16	Tara DAVIS	FR	13.04w (3.2)	3/28/18	5	0.54	5.54
Scored bests come from PRE-SEASON DATA								
100	30	Kate HALL	SO	11.30	5/11/17	0.7	0.21	0.91
HJ	1	Madeline FAGAN	SR	1.91m	6/10/17	30	4.62	34.62
HJ	1	Tatiana GUSIN	SR	1.91m	6/10/17	30	4.62	34.62
PV	24	Kayla SMITH	SO	4.20m	5/27/17	1	0.18	1.18
LJ	2	Kate HALL	SO	6.73m	22-1	28	3.10	31.10
LJ	7	Keturah ORJI	SR	6.61mw	21-8%	18	1.78	19.78
TJ	1	Keturah ORJI	SR	14.31m	46-11%	30	5.16	35.16
TJ	13	Aliyah JOHNSON	JR	13.32mw	43-8%	8	0.63	8.63
JAV	34	Tairyn MONTGOMERY	SO	50.22m	164-9	0.5	0.00	0.50
HEPT	15	Louisa GRAUVOGEL	SO	5,616	4/7/17	6	0.75	6.75
Team Total								178.77

10



Kansas State

Big 12 Conference

▼ 3

Event	Scrd As	Athlete	Yr	Scored Mark	Date	Pl. Pts.	Bonus	TOTAL
Scored bests come from CURRENT season								
100H	47	Nina SCHULTZ	SO	13.34w (2.4)	3/22/18	0.075	0.00	0.08
4x400	50	Taubert, Njadoo, Schultz, Okorie		3:42.63	3/22/18	0.01	0.00	0.01
SP	31	Jess ST. JOHN	SR	16.06m	52-8%	0.65	0.00	0.65
Scored bests come from PRE-SEASON DATA								
200m	32	A'Keyla MITCHELL	SR	22.94	4/9/16	0.6	0.27	0.87
400	16	A'Keyla MITCHELL	SR	52.34	4/23/16	5	0.59	5.59
Steeple	47	Morgan WEDEKIND	SR	10:15.62	5/12/17	0.075	0.00	0.08
400H	26	Ranae MCKENZIE	JR	57.94	5/27/16	0.9	0.31	1.21
HJ	17	Nina SCHULTZ	SO	1.82m	5-11%	4.5	0.35	2.35
HJ	29	Rhizlane SIBA	SR	1.81m	5-11%	0.75	0.16	0.91
LJ	4	Wurrie NJADOE	SO	6.67mw	21-10%	24	2.35	26.35
LJ	15	Nina SCHULTZ	SO	6.41mw	21-½	6	0.53	6.53
LJ	49	Ariel OKORIE	SO	6.20m	20-4%	0.025	0.00	0.03
TJ	4	Shardia LAWRENCE	JR	13.79mw	45-3	24	2.37	26.37
TJ	16	Konstantina ROMAIOU	SO	13.19mw	43-3%	5	0.39	5.39
DISC	1	Shadae LAWRENCE	JR	62.59m	205-4	30	4.05	34.05
HT	6	Janee' KASSANAVOID	SR	66.97m	219-8	20	1.92	21.92
HT	12	Helene INGVALDSEN	SO	64.14m	210-5	9	0.65	9.65
HEPT	3	Nina SCHULTZ	SO	6,021	4/8/17	26	3.11	29.11
HEPT	48	Ariel OKORIE	SO	5,251	5/12/17	0.05	0.00	0.05
Team Total								171.17

"Scrd As", short for "Scored As", Standing used for place points portion of performance's score combining preseason data (when applied) to current season data

Numbers in BLACK are both the performance's actual NCAA rank AND "scored as" rank Numbers in RED indicate actual NCAA rank does not exist or is worse than "scored as" rank Numbers in BLUE indicate actual NCAA rank is better than "scored as" rank

USTFCCCA Non-Member

Non-Member Schools Will NOT be ranked, beginning Week 2



# USTFCCCA NCAA Division I National Team Computer Rankings

as of 4/2/2018 10:51:34 AM

## 2018 Outdoor Track & Field, Week #1

Only those who score >0.01 pts are shown  
D denotes multiple-event rule in affect

### WOMEN

# 11



## Purdue

### Big Ten Conference

▲ 2

Event	Scrd As	Athlete	Yr	Scored Mark	Date	Pl. Pts.	Bonus	TOTAL
Scored bests come from CURRENT season								
▶ 400	7	Brionna THOMAS	SR	51.72	3/29/18	18	1.28	19.28
▶ 400	23	Jahneya MITCHELL	SR	52.68	3/29/18	1.5	0.30	1.80
▶ 4x100	19	Bracey, Roberson, Love, Charlton		44.76	3/29/18	3.5	0.38	3.88
▶ 4x400	2	Abbott, Thomas, Black, Mitchell		3:28.52	3/29/18	28	4.01	32.01
Scored bests come from PRE-SEASON DATA								
▶ 100	30	Devynne CHARLTON	SR	11.30w	4/14/17	0.7	0.21	0.91
▶ 100	44	Savannah CARSON	SR	11.35	4/23/16	0.15	0.07	0.22
▶ 200m	18	Savannah ROBERSON	SR	22.81w	5/12/17	4	0.46	4.46
▶ 200m	45	Devynne CHARLTON	SR	23.05w	4/14/17	0.125	0.12	0.24
▶ 400	34	Chloe ABBOTT	SO	52.88	5/27/17	0.5	0.19	0.69
▶ 100H	2	Devynne CHARLTON	SR	12.67w	5/12/17	28	2.78	30.78
▶ 100H	33	Savannah ROBERSON	SR	13.21w	5/12/17	0.55	0.08	0.63
▶ 400H	3	Symone BLACK	SR	56.01	5/12/17	26	2.93	28.93
▶ HJ	17	Janae MOFFITT	JR	1.82m	5-11½	4.5	0.35	4.85
▶ LJ	5	Savannah CARSON	SR	6.66m	21-10½	22	2.23	24.23
▶ DISC	13	Micaela HAZLEWOOD	SR	56.75m	186-2	8	0.68	8.68
▶ HT	42	Sarah LOESCH	JR	60.49m	198-5	0.2	0.00	0.20
Team Total							161.79	

# 12



## Stanford

### Pac-12 Conference

▼ 2

Event	Scrd As	Athlete	Yr	Scored Mark		Date	Pl. Pts.	Bonus	TOTAL	
Scored bests come from CURRENT season										
▶ 10k	26	Abbie MCNULTY	JR	33:37.36		3/30/18	0.9	0.26	1.16	
▶ 4x400	12	Gayles, Baker, Best, Mongiovi		3:35.96		3/30/18	9	0.71	9.71	
▶ PV	37	Kaitlyn MERRITT	SO	4.15m	13-7½	3/30/18	0.35	0.00	0.35	
▶ SP	4	Lena GIGER	SR	17.61m	57-9½	3/30/18	24	2.31	26.31	
▶ JAV	41	Virginia MILLER	FR	49.59m	162-8	3/16/18	0.225	0.00	0.22	
Scored bests come from PRE-SEASON DATA										
▶ 800m	11	Olivia BAKER	SR	2:03.45		4/21/17	10	0.92	10.92	
▶ 800m	31	Elise CRANNY	SR	2:05.43		4/8/17	0.65	0.23	0.88	
▶ 800m	37	Christina ARAGON	SO	2:05.67		5/13/17	0.35	0.16	0.51	
▶ 1500	8	Elise CRANNY	SR	4:11.46		4/21/17	16	1.47	17.47	
▶ 1500	15	Christina ARAGON	SO	4:13.43		4/21/17	6	0.76	6.76	
▶ 5000m	6	Vanessa FRASER	RS SR	15:41.64		5/1/16	20	1.49	21.49	
▶ 5000m	14	Fiona O'KEEFFE	SO	15:46.93		6/10/17	7	0.81	7.81	
▶ 5000m	22	Elise CRANNY	RS JR	15:49.27		5/1/16	D	2	0.55	2.55
▶ 10k	52	Vanessa FRASER	RS SR	33:55.99		5/14/16		0.01	0.01	
▶ LJ	40	Daryth GAYLES	SR	6.25mw	20-6½	4/28/17	0.25	0.00	0.25	
▶ DISC	3	Valarie ALLMAN	RS SR	61.42m	201-6	6/11/16	26	3.04	29.04	
▶ HT	36	Valarie ALLMAN	RS SR	61.25m	200-11		0.4	0.00	0.40	
▶ JAV	8	Mackenzie LITTLE	JR	55.88m	183-4	4/2/16	16	1.61	17.61	
▶ JAV	32	Jenna GRAY	SO	50.29m	165-0		0.6	0.00	0.60	
Team Total								154.09		

"Scrd As", short for "Scored As", Standing used for place points portion of performance's score combining preseason data (when applied) to current season data

Numbers in BLACK are both the performance's actual NCAA rank AND "scored as" rank Numbers in RED indicate actual NCAA rank does not exist or is worse than "scored as" rank Numbers in BLUE indicate actual NCAA rank is better than "scored as" rank

USTFCCCA Non-Member

Non-Member Schools Will NOT be ranked, beginning Week 2



# USTFCCCA NCAA Division I National Team Computer Rankings

as of 4/2/2018 10:51:35 AM

## 2018 Outdoor Track & Field, Week #1

Only those who score >0.01 pts are shown  
D denotes multiple-event rule in affect

### WOMEN

# 13



## Minnesota

### Big Ten Conference

# 2

Event	Scrd As	Athlete	Yr	Scored Mark	Date	Pl. Pts.	Bonus	TOTAL	
Scored bests come from CURRENT season									
▶ 4x100	22	Schow, Markland, Spagnola, Egwim		44.84	3/31/18	2	0.33	2.33	
▶ 4x400	7	Egwim, Huls, Markland, Larson		3:33.98	3/31/18	18	1.35	19.35	
▶ HT	10	Temi OGUNRINDE	JR	64.63m	212-0	3/31/18	12	0.83	12.83
▶ JAV	6	Nicolle MURPHY	SR	56.17m	184-3	3/31/18	20	1.78	21.78
Scored bests come from PRE-SEASON DATA									
▶ 400	8	Emerald EGWIM	SR	51.99	5/12/17	16	0.98	16.98	
▶ 400	31	Titania MARKLAND	RS SR	52.86	5/29/15	0.65	0.20	0.85	
▶ Steeple	8	Madeline STRANDEMO	SR	9:51.83	5/12/17	16	1.42	17.42	
▶ 100H	14	Emma SPAGNOLA	SR	13.02w	5/12/17	7	0.59	7.59	
▶ 400H	25	Emma SPAGNOLA	SR	57.88	5/12/17	0.95	0.34	1.29	
▶ HJ	5	Taylor WIEBKE	JR	1.85m	6-¾	4/28/17	22	1.26	23.26
▶ HJ	41	Heta TUURI	SR	1.79m	5-10½	4/28/17	0.225	0.00	0.22
▶ TJ	32	Shanique WRIGHT	JR	13.03mw	42-9	5/28/16	0.6	0.09	0.69
▶ SP	18	Kiley SABIN	JR	16.65m	54-7½	5/12/17	4	0.51	4.51
▶ SP	41	Shay NIELSEN	SO	15.81m	51-10½	4/6/17	0.225	0.00	0.22
▶ DISC	10	Agnes ESSER	SR	57.91m	190-0	5/28/16	12	1.04	13.04
▶ DISC	38	Kiley SABIN	JR	53.57m	175-9	4/28/17	0.3	0.00	0.30
▶ HT	31	Agnes ESSER	SR	61.66m	202-3	4/28/17	0.65	0.06	0.71
▶ HT	37	Nina HORVATH	SR	60.86m	199-8	4/28/17	0.35	0.00	0.35
Team Total								143.74	

# 14



## Arizona State

### Pac-12 Conference

# unch

Event	Scrd As	Athlete	Yr	Scored Mark		Date	Pl. Pts.	Bonus	TOTAL	
Scored bests come from CURRENT season										
▶ 4x100	40	Morrison, Marrero, Matthews, Flanagan		45.34		3/16/18	0.25	0.00	0.25	
▶ 4x400	30	Flanagan, Matthews, Marrero, Tinoco		3:39.54		3/23/18	0.7	0.11	0.81	
▶ SP	20	Samantha NOENNIG	FR	16.63m	54-6%	3/23/18	3	0.48	3.48	
Scored bests come from PRE-SEASON DATA										
▶ 800m	7	Alethia MARRERO	RS SR	2:02.67		5/29/15	18	1.56	19.56	
▶ 10k	51	Adriana OLIVAS	RS SR	33:55.75		4/5/14		0.02	0.02	
▶ 100H	30	Deshaunda MORRISON	SR	13.18w		5/27/17	0.7	0.16	0.86	
▶ 400H	17	Alethia MARRERO	RS SR	57.63		5/12/17	D	4.5	0.56	2.56
▶ SP	5	Maggie EWEN	SR	17.57m	57-7%	4/21/17	22	2.17	24.17	
▶ DISC	6	Maggie EWEN	SR	60.17m	197-5	4/21/17	20	2.13	22.13	
▶ HT	1	Maggie EWEN	SR	72.81m	238-10	4/28/17	30	5.75	35.75	
▶ HT	5	Beatrice LLANO	SO	67.42m	221-2		22	2.13	24.13	
▶ HT	44	Kaylee ANTILL	SO	60.45m	198-4	4/28/17	0.15	0.00	0.15	
Team Total									133.87	

# 15



## Tennessee

### Southeastern Conference

# 8

Event	Scrd As	Athlete	Yr	Scored Mark	Date	Pl. Pts.	Bonus	TOTAL	
Scored bests come from CURRENT season									
▶ 4x100	7	Collins, Cantrell, Dyer, Majors		43.96	3/29/18	18	1.34	19.34	
▶ 4x400	8	Dyer, Majors, Collins, Broadwater		3:34.13	3/29/18	16	1.29	17.29	
▶ DISC	16	Stamatia SCARVELIS	JR	56.41m	185-1	3/23/18	5	0.58	5.58
▶ HT	3	Stamatia SCARVELIS	JR	68.37m	224-3	3/23/18	26	2.72	28.72
Scored bests come from PRE-SEASON DATA									
▶ 100	39	Shania COLLINS	JR	11.34	5/11/17	0.275	0.10	0.37	
▶ 200m	18	Shania COLLINS	JR	22.81	5/27/17	4	0.46	4.46	
▶ 200m	22	Felecia MAJORS	RS SR	22.85	5/12/16	D	2	0.40	2.40
▶ 400	4	Felecia MAJORS	RS SR	51.29	5/12/16	24	1.86	25.86	
▶ 400	42	Layla WHITE	JR	52.98	5/26/16	0.2	0.14	0.34	
▶ LJ	18	Cidaea' WOODS	JR	6.40m	21-0	5/11/17	4	0.48	4.48
▶ SP	21	Stamatia SCARVELIS	JR	16.56m	54-4	4/28/17	2.5	0.40	2.90
▶ HEPT	25	Maya NEAL	JR	5,443	5/11/17	0.95	0.18	1.13	
Team Total								112.86	

"Scrd As", short for "Scored As", Standing used for place points portion of performance's score combining preseason data (when applied) to current season data

Numbers in BLACK are both the performance's actual NCAA rank AND "scored as" rank Numbers in RED indicate actual NCAA rank does not exist or is worse than "scored as" rank Numbers in BLUE indicate actual NCAA rank is better than "scored as" rank

USTFCCCA Non-Member

Non-Member Schools Will NOT be ranked, beginning Week 2





# USTFCCCA NCAA Division I National Team Computer Rankings

as of 4/2/2018 10:51:35 AM

## 2018 Outdoor Track & Field, Week #1

Only those who score >0.01 pts are shown  
D denotes multiple-event rule in affect

### WOMEN

# 16



## Oklahoma

### Big 12 Conference

# ▲ 1

Event	Scrd As	Athlete	Yr	Scored Mark	Date	Pl. Pts.	Bonus	TOTAL	
Scored bests come from CURRENT season									
▶ 4x100	11	Van Buren, Patterson, Giles, Buchanan		44.33	3/16/18	10	0.82	10.82	
▶ DISC	9	Jessica WOODARD	SR	58.14m	190-9	3/28/18	14	1.11	15.11
▶ HT	11	Ashley BRYANT	SR	64.46m	211-5	3/28/18	10	0.75	10.75
Scored bests come from PRE-SEASON DATA									
▶ 100	15	Leya BUCHANAN	SR	11.15w	5/12/17	6	0.64	6.64	
▶ 100	44	Ama PIPI	SR	11.35w	5/12/17	0.15	0.07	0.22	
▶ 200m	20	Ama PIPI	SR	22.83w	5/12/17	3	0.43	3.43	
▶ 400	41	Ama PIPI	SR	52.96	3/25/17	0.225	0.15	0.37	
▶ PV	8	Mackenzie SHELL	JR	4.41m	14-5½	4/23/16	16	1.26	17.26
▶ PV	21	Meagan GRAY	JR	4.21m	13-9½	5/12/17	2.5	0.22	2.72
▶ SP	1	Jessica WOODARD	SR	18.36m	60-3	5/12/17	30	4.94	34.94
▶ SP	27	Meia GORDON	SO	16.27m	53-4½	5/12/17	0.85	0.04	0.89
▶ DISC	20	Meia GORDON	SO	55.80m	183-1	5/12/17	3	0.39	3.39
▶ JAV	29	Gabrielle KEARNEY	SO	50.77m	166-7	3/17/17	0.75	0.00	0.75
▶ HEPT	32	Makayla STEPHENS	SR	5,336	5/17/15	0.6	0.00	0.60	
Team Total								107.91	

# 17



## Colorado

### Pac-12 Conference

# ▼ 2

Event	Scrd As	Athlete	Yr	Scored Mark	Date	Pl. Pts.	Bonus	TOTAL	
Scored bests come from CURRENT season									
▶ 1500	27	Sage HURTA	SO	4:17.04	3/23/18	0.85	0.25	1.10	
▶ 5000m	15	Kaitlyn BENNER	SR	15:47.23	3/30/18	6	0.78	6.78	
▶ 4x400	25			3:38.43	3/23/18	0.95	0.28	1.23	
Scored bests come from PRE-SEASON DATA									
▶ 800m	19	Dani JONES	JR	2:04.35	4/21/17	D	3.5	0.54	2.54
▶ 1500	3	Dani JONES	JR	4:10.74		26	1.74	27.74	
▶ Steeple	3	Madison BOREMAN	SO	9:46.48	6/10/17	26	2.27	28.27	
▶ Steeple	5	Erin CLARK	RS SR	9:48.72	5/14/16	22	1.91	23.91	
▶ Steeple	22	Val CONSTIEN	RS JR	10:05.65	5/14/16	2	0.36	2.36	
▶ Steeple	25	Sage HURTA	SO	10:07.87	5/13/17	0.95	0.25	1.20	
▶ 5000m	36	Erin CLARK	RS SR	15:57.54	4/4/15	0.4	0.07	0.47	
▶ 5000m	45	Makena MORLEY	SO	16:02.15	4/21/17	0.125	0.00	0.13	
▶ 10k	12	Erin CLARK	RS SR	33:03.22		D	9	0.79	2.79
▶ 10k	18	Makena MORLEY	SO	33:29.22	5/13/17	4	0.37	4.37	
▶ 10k	29	Annie KELLY	SR	33:39.35	5/13/17	0.75	0.24	0.99	
▶ 10k	35	Melanie NUN	SR	33:46.49	5/13/17	0.45	0.14	0.59	
▶ 10k	43	Mackenzie CALDWELL	RS JR	33:52.08	5/14/16	0.175	0.07	0.24	
▶ SP	49	Mariah WALKER	RS JR	15.72m	51-7	4/23/16	0.025	0.00	0.03
Team Total								104.72	

"Scrd As", short for "Scored As", Standing used for place points portion of performance's score combining preseason data (when applied) to current season data

Numbers in BLACK are both the performance's actual NCAA rank AND "scored as" rank Numbers in RED indicate actual NCAA rank does not exist or is worse than "scored as" rank Numbers in BLUE indicate actual NCAA rank is better than "scored as" rank

USTFCCCA Non-Member

Non-Member Schools Will NOT be ranked, beginning Week 2



# USTFCCCA NCAA Division I National Team Computer Rankings

as of 4/2/2018 10:51:35 AM

## 2018 Outdoor Track & Field, Week #1

Only those who score >0.01 pts are shown  
D denotes multiple-event rule in affect

### WOMEN

# 18



## Virginia Tech

### Atlantic Coast Conference

# 2

Event	Scrd As	Athlete	Yr	Scored Mark	Date	Pl. Pts.	Bonus	TOTAL
Scored bests come from CURRENT season								
4x400	23	Blanden, Dennis, Tate, Bush		3:37.94	3/28/18	1.5	0.35	1.85
PV	2	Lisa GUNNARSSON	FR	4.60m 15-1	3/28/18	28	3.23	31.23
PV	37	Rachel BAXTER	FR	4.15m 13-7½	3/28/18	0.35	0.00	0.35
TJ	36	Stefanie AESCHLIMANN	FR	12.96m 42-6¼ (1.3)	3/28/18	0.4	0.00	0.40
Scored bests come from PRE-SEASON DATA								
200m	41	Courtney BLANDEN	SR	23.01	4/21/17	0.225	0.17	0.40
400	13	Courtney BLANDEN	SR	52.24	5/12/17	8	0.70	8.70
800m	7	Rachel POCRATSKY	JR	2:02.67	5/12/17	18	1.56	19.56
800m	34	Laurie BARTON	SO	2:05.48	5/12/17	0.5	0.22	0.72
1500	44	Katie KENNEDY	SR	4:18.83	5/27/17	0.15	0.04	0.19
Steeple	10	Sarah EDWARDS	SO	9:52.89	5/27/17	12	1.28	13.28
Steeple	34	Mikayla RICHARDSON	SO	10:11.89	5/12/17	0.5	0.05	0.55
400H	24	Nora MCKIVER	SR	57.87	5/12/17	1	0.35	1.35
TJ	30	Eszter BAJNOK	SO	13.05m 42-9¼	5/12/17	0.7	0.13	0.83
HT	9	Emma THOR	SO	64.69m 212-3	3/30/17	14	0.86	14.86
HT	16	Pavla KUKLOVA	JR	63.45m 208-2		5	0.48	5.48
Team Total								99.74

# 19



## Florida State

### Atlantic Coast Conference

# unch

Event	Scrd As	Athlete	Yr	Scored Mark	Date	Pl. Pts.	Bonus	TOTAL
Scored bests come from CURRENT season								
200m	13	Ka'Tia SEYMOUR	FR	22.75 (1.7)	3/23/18	8	0.55	8.55
200m	36	Shauna HELPS	JR	22.97 (1.7)	3/23/18	0.4	0.23	0.63
10k	21	Militsa MIRCHEVA	JR	33:33.70	3/30/18	2.5	0.31	2.81
100H	18	Cortney JONES	SO	13.06 (0.2)	3/23/18	4	0.48	4.48
4x100	10	Kirkland, Helps, Cunningham, Seymour		44.16	3/23/18	12	1.06	13.06
SP	26	Ieva ZARANKAITE	SR	16.32m 53-6¼	3/23/18	0.9	0.10	1.00
DISC	11	Shanice LOVE	SO	57.39m 188-3	3/29/18	10	0.88	10.88
Scored bests come from PRE-SEASON DATA								
100	24	Shauna HELPS	JR	11.26	5/12/17	1	0.32	1.32
400	11	Shaquania DORSETT	JR	52.13	5/27/17	10	0.82	10.82
HJ	17	Eleonora OMOREGIE	SO	1.82m 5-11½	5/12/17	4.5	0.35	4.85
SP	8	Gleneve GRANGE	SR	17.29m 56-8¼	5/12/17	16	1.49	17.49
DISC	12	Gleneve GRANGE	SR	57.02m 187-1	5/12/17	9	0.76	9.76
DISC	28	Ieva ZARANKAITE	SR	54.62m 179-2	5/12/17	0.8	0.03	0.83
JAV	10	Laura PAREDES	RS FR	54.86m 180-0	3/1/17	12	1.14	13.14
Team Total								99.62

"Scrd As", short for "Scored As", Standing used for place points portion of performance's score combining preseason data (when applied) to current season data

Numbers in BLACK are both the performance's actual NCAA rank AND "scored as" rank Numbers in RED indicate actual NCAA rank does not exist or is worse than "scored as" rank Numbers in BLUE indicate actual NCAA rank is better than "scored as" rank

USTFCCCA Non-Member

Non-Member Schools Will NOT be ranked, beginning Week 2



# USTFCCCA NCAA Division I National Team Computer Rankings

as of 4/2/2018 10:51:35 AM

## 2018 Outdoor Track & Field, Week #1

Only those who score >0.01 pts are shown  
D denotes multiple-event rule in affect

### WOMEN

20



Ole Miss

Southeastern Conference

▲ 2

Event	Scrd As	Athlete	Yr	Scored Mark	Date	Pl. Pts.	Bonus	TOTAL
Scored bests come from CURRENT season								
100	21	Shannon RAY	SR	11.25w (3.5)	3/23/18	2.5	0.35	2.85
400	32	Jolie CARBO	SR	52.87	3/23/18	0.6	0.20	0.80
4x100	8	Henderson, Holmes, Carbo, Ray		44.10	3/23/18	16	1.14	17.14
4x400	37	Carbo, Allen, Newsome, Mattix		3:40.38	3/23/18	0.35	0.00	0.35
HT	4	Janeah STEWART	SR	67.70m 222-1	3/23/18	24	2.27	26.27
Scored bests come from PRE-SEASON DATA								
800m	29	Maddie MCHUGH	JR	2:05.23	4/13/17	0.75	0.29	1.04
1500	46	Shelby BROWN	SR	4:19.09	4/21/17	0.1	0.01	0.11
Steeple	24	Shelby BROWN	SR	10:06.67	5/27/17	1	0.31	1.31
10k	36	Anna BRASWELL	SR	33:47.22	3/31/17	0.4	0.13	0.53
PV	15	Lindsey MURRAY	RS JR	4.34m 14-2½	4/30/16	6	0.78	6.78
SP	2	Janeah STEWART	SR	17.86m 58-7½	4/6/17	28	3.19	31.19
DISC	17	Janeah STEWART	SR	56.39m 185-0	3/30/17	4.5	0.57	5.07
Team Total								93.43

21



San Francisco

West Coast Conference

▲ 6

Event	Scrd As	Athlete	Yr	Scored Mark	Date	Pl. Pts.	Bonus	TOTAL
Scored bests come from CURRENT season								
Steeple	4	Marie BOUCHARD	SR	9:47.03	3/30/18	24	2.18	26.18
Scored bests come from PRE-SEASON DATA								
5000m	1	Charlotte TAYLOR	RS SR	15:29.07	5/5/17	30	3.13	33.13
5000m	39	Weronika PYZIK	JR	15:59.00	3/31/17	0.275	0.00	0.28
10k	3	Charlotte TAYLOR	RS SR	32:11.80	3/31/17	26	2.52	28.52
10k	34	Isabelle BRAUER	JR	33:44.11	3/31/17	0.5	0.17	0.67
Team Total								88.79

22



Nebraska

Big Ten Conference

▼ 6

Event	Scrd As	Athlete	Yr	Scored Mark	Date	Pl. Pts.	Bonus	TOTAL
Scored bests come from CURRENT season								
4x100	31	Lewis, Harris, Griggs, McIntosh		45.10	3/29/18	0.65	0.16	0.81
4x400	19	Griggs, Barge, Carr, Jones		3:37.20	3/29/18	3.5	0.47	3.97
JAV	42	Chase WOLINSKI	JR	49.48m 162-4	3/23/18	0.2	0.00	0.20
Scored bests come from PRE-SEASON DATA								
400	44	Kierra GRIGGS	SO	53.03	4/28/17	0.15	0.11	0.26
100H	29	Jasmine BARGE	JR	13.15w	4/28/17	0.75	0.24	0.99
100H	49	Chanel FREEMAN	JR	13.35	3/26/16	0.025	0.00	0.03
400H	15	Jasmine BARGE	JR	57.59	4/28/17	6	0.61	6.61
400H	36	Michaela PESKOVA	SO	58.62	4/28/17	0.4	0.00	0.40
HJ	9	Reka CZUTH	SR	1.84m 6-½	4/9/16	14	0.89	14.89
PV	24	Andrianna JACOBS	SO	4.20m 13-9¼	5/27/17	1	0.18	1.18
LJ	30	Reka CZUTH	SR	6.30mw 20-8	5/15/16	0.7	0.06	0.76
TJ	12	Angela MERCURIO	SR	13.38m 43-10½	5/27/17	9	0.74	9.74
SP	10	Toni TUPPER	JR	17.07m 56-0	5/27/17	12	1.02	13.02
DISC	19	Alex MEYER	JR	55.93m 183-6	3/24/17	3.5	0.43	3.93
JAV	7	Sarah FIRESTONE	SR	56.15m 184-2	5/17/15	18	1.77	19.77
JAV	12	Brittni WOLCZYK	JR	54.48m 178-9	5/12/17	9	1.03	10.03
JAV	25	Danielle PLANK	RS SR	51.57m 169-2	4/20/16	0.95	0.14	1.09
Team Total								87.65

"Scrd As", short for "Scored As", Standing used for place points portion of performance's score combining preseason data (when applied) to current season data

Numbers in BLACK are both the performance's actual NCAA rank AND "scored as" rank Numbers in RED indicate actual NCAA rank does not exist or is worse than "scored as" rank Numbers in BLUE indicate actual NCAA rank is better than "scored as" rank

USTFCCCA Non-Member

Non-Member Schools Will NOT be ranked, beginning Week 2



# USTFCCCA NCAA Division I National Team Computer Rankings

as of 4/2/2018 10:51:35 AM

## 2018 Outdoor Track & Field, Week #1

Only those who score >0.01 pts are shown  
D denotes multiple-event rule in affect

### WOMEN

# 23



## Alabama

### Southeastern Conference

# 2

Event	Scrd As	Athlete	Yr	Scored Mark	Date	Pl. Pts.	Bonus	TOTAL
Scored bests come from CURRENT season								
100	25	Tamara CLARK	FR	11.27 (2.0)	3/23/18	0.95	0.29	1.24
4x100	8	Lampkin, Clark, Darius, Roberson		44.10	3/23/18	16	1.14	17.14
JAV	37	Tianah LIST	FR	50.07m 164-3	3/16/18	0.35	0.00	0.35
Scored bests come from PRE-SEASON DATA								
100	33	Symone DARIUS	SO	11.31w	5/27/17	0.55	0.18	0.73
400	17	Takyera ROBERSON	SO	52.41	5/27/17	4.5	0.51	5.01
10k	49	Rachael REDDY	RS SO	33:55.23	4/1/16	0.025	0.02	0.05
HJ	9	Stacey DESTIN	JR	1.84m 6- $\frac{1}{2}$	5/11/17	14	0.89	14.89
LJ	13	Filippa FOTOPOULOU	SR	6.46mw 21-2 $\frac{1}{2}$	4/28/17	8	0.74	8.74
LJ	20	Kiara WILLIAMS	JR	6.39mw 20-11 $\frac{1}{2}$	4/28/17	3	0.44	3.44
SP	9	Haley TEEL	SR	17.08m 56- $\frac{1}{2}$	4/28/17	14	1.03	15.03
SP	11	Portious WARREN	JR	16.90m 55-5 $\frac{1}{2}$	4/24/17	10	0.81	10.81
HT	20	Danielle MCCONNELL	SR	63.15m 207-2	5/27/17	3	0.41	3.41
JAV	19	Samantha ZELDEN	SO	52.60m 172-7	5/27/17	3.5	0.45	3.95
Team Total								84.80

# 24



## Missouri

### Southeastern Conference

# 7

Event	Scrd As	Athlete	Yr	Scored Mark	Date	Pl. Pts.	Bonus	TOTAL
Scored bests come from CURRENT season								
10k	2	Karissa SCHWEIZER	SR	32:00.55	3/30/18	28	3.01	31.01
HT	14	Rebecca KEATING	JR	63.87m 209-6	3/17/18	7	0.58	7.58
Scored bests come from PRE-SEASON DATA								
1500	22	Karissa SCHWEIZER	SR	4:15.77	4/7/17	D	2	0.41
5000m	3	Karissa SCHWEIZER	SR	15:38.93	6/10/17	26	1.84	27.84
10k	14	Jamie KEMPFFER	JR	33:09.67	3/31/17	7	0.64	7.64
SP	43	Gabi JACOBS	JR	15.78m 51-9 $\frac{1}{2}$	5/27/17	0.175	0.00	0.17
DISC	15	Gabi JACOBS	JR	56.58m 185-7	5/11/17	6	0.63	6.63
Team Total								83.29

# 25



## Mississippi State

### Southeastern Conference

# 16

Event	Scrd As	Athlete	Yr	Scored Mark	Date	Pl. Pts.	Bonus	TOTAL
Scored bests come from CURRENT season								
1500	2	Rhianwedd PRICE-WEIMER	SR	4:10.31	3/29/18	28	1.90	29.90
4x400	11	Lewis, Mosley, White, Smith		3:35.71	3/29/18	10	0.79	10.79
Scored bests come from PRE-SEASON DATA								
400	40	Keturah SMITH	SR	52.95	5/27/17	0.25	0.15	0.40
800m	24	Rhianwedd PRICE	SR	2:05.00	4/10/15	1	0.35	1.35
1500	1	Rhianwedd PRICE	SR	4:09.56	6/13/15	30	2.18	32.18
Steeple	15	Antonia HEHR	RS SO	9:59.32	5/27/16	6	0.69	6.69
TJ	37	Alexis FARLEY	SO	12.93mw 42-5 $\frac{1}{2}$	4/22/17	0.35	0.00	0.35
HT	46	Brianna SMITH	SR	60.38m 198-1	4/13/17	0.1	0.00	0.10
Team Total								81.76

# 26



## Baylor

### Big 12 Conference

# 11

Event	Scrd As	Athlete	Yr	Scored Mark	Date	Pl. Pts.	Bonus	TOTAL
Scored bests come from CURRENT season								
5000m	42	Anna WEST	SO	16:01.11	3/30/18	0.2	0.00	0.20
4x100	16	Grant, Bennett, Mainoo, Washington		44.64	3/22/18	5	0.47	5.47
4x400	3	Bennett, Grant, Hawn, Horton		3:31.93	3/28/18	26	2.33	28.33
TJ	37	Alex MADLOCK	FR	12.93m 42-5 $\frac{1}{2}$ (0.2)	3/22/18	0.35	0.00	0.35
Scored bests come from PRE-SEASON DATA								
100	21	Taylor BENNETT	JR	11.25w	4/22/17	2.5	0.35	2.85
100	33	Kiana HORTON	JR	11.31w	3/26/16	0.55	0.18	0.73
200m	7	Taylor BENNETT	JR	22.47w	5/12/17	18	1.42	19.42
200m	42	Kiana HORTON	JR	23.02	4/23/16	0.2	0.16	0.36
400	25	Leticia DE SOUZA	SR	52.74	4/22/17	0.95	0.27	1.22
400H	8	Kiana HAWN	SR	57.16	3/29/17	16	1.13	17.13
Team Total								76.06

"Scrd As", short for "Scored As", Standing used for place points portion of performance's score combining preseason data (when applied) to current season data

Numbers in BLACK are both the performance's actual NCAA rank AND "scored as" rank Numbers in RED indicate actual NCAA rank does not exist or is worse than "scored as" rank Numbers in BLUE indicate actual NCAA rank is better than "scored as" rank

USTFCCCA Non-Member

Non-Member Schools Will NOT be ranked, beginning Week 2



# USTFCCCA NCAA Division I National Team Computer Rankings

as of 4/2/2018 10:51:36 AM

## 2018 Outdoor Track & Field, Week #1

Only those who score >0.01 pts are shown  
D denotes multiple-event rule in affect

### WOMEN

# 27



## Boise State

### Mountain West Conference

# 1

Event	Scrd As	Athlete	Yr	Scored Mark	Date	Pl. Pts.	Bonus	TOTAL
-------	---------	---------	----	-------------	------	----------	-------	-------

#### Scored bests come from CURRENT season

1500	31	Alexis FULLER	JR	4:17.80	3/30/18	0.65	0.16	0.81
Steeple	1	Allie OSTRANDER	SO	9:38.57	3/30/18	30	3.56	33.56
5000m	18	Clare O'BRIEN	SO	15:48.74	3/30/18	4	0.60	4.60
5000m	20	Emily VENTERS	FR	15:49.12	3/30/18	3	0.57	3.57

#### Scored bests come from PRE-SEASON DATA

800m	12	Sadi HENDERSON	JR	2:03.56c (2:04.18)	5/10/17	9	0.86	9.86
1500	36	Allie OSTRANDER	SO	4:18.19	4/13/17	0.4	0.11	0.51
Steeple	43	Minttu HUKKA	RS SO	10:13.48	5/27/16	0.175	0.00	0.17
5000m	12	Allie OSTRANDER	SO	15:46.18	6/10/17	9	0.91	9.91
10k	10	Brenna PELOQUIN	RS SO	32:58.78	6/11/16	12	0.91	12.91

**Team Total 75.90**

# 28



## Miami (Fla.)

### Atlantic Coast Conference

# 44

Event	Scrd As	Athlete	Yr	Scored Mark	Date	Pl. Pts.	Bonus	TOTAL
-------	---------	---------	----	-------------	------	----------	-------	-------

#### Scored bests come from CURRENT season

400	29	Kayla JOHNSON	FR	52.82	3/16/18	0.75	0.22	0.97
800m	15	Kayla JOHNSON	FR	2:03.92	3/29/18	6	0.66	6.66
400H	33	Samantha GONZALEZ	JR	58.49	3/29/18	0.55	0.00	0.55
4x100	6	Knott, Steele, Mason, McMin		43.54	3/16/18	20	1.98	21.98
4x400	6	Mason, Gonzalez, Atherley, Johnson		3:33.19	3/29/18	20	1.73	21.73
DISC	21	Zakiya RASHID	SO	55.68m 182-8	3/23/18	2.5	0.35	2.85
DISC	25	Debbie AJAGBE	FR	55.07m 180-8	3/23/18	0.95	0.17	1.12

#### Scored bests come from PRE-SEASON DATA

100H	43	Stefani KERRISON	JR	13.31	5/28/16	0.175	0.00	0.17
400H	7	Anna RUNIA	JR	57.03	5/12/17	18	1.30	19.30
400H	39	Michelle ATHERLEY	RS SO	58.78	4/22/16	0.275	0.00	0.28
LJ	49	Amy TAINTOR	SR	6.20m 20-4	5/27/17	0.025	0.00	0.03

**Team Total 75.63**

# 29



## UCLA

### Pac-12 Conference

# 3

Event	Scrd As	Athlete	Yr	Scored Mark	Date	Pl. Pts.	Bonus	TOTAL
-------	---------	---------	----	-------------	------	----------	-------	-------

#### Scored bests come from CURRENT season

SP	3	Ashlie BLAKE	JR	17.73m 58-2	3/30/18	26	2.73	28.73
SP	31	Alyssa WILSON	FR	16.06m 52-8	3/30/18	0.65	0.00	0.65
DISC	34	Alyssa WILSON	FR	53.90m 176-10	3/24/18	0.5	0.00	0.50
HT	40	Alyssa WILSON	FR	60.57m 198-8	3/24/18	0.25	0.00	0.25
HEPT	11	Kendall GUSTAFSON	SR	5,691	3/23/18	10	0.99	10.99

#### Scored bests come from PRE-SEASON DATA

Steeple	31	Emily SCHARMANN	RS SR	10:11.30	5/14/16	0.65	0.07	0.72
Steeple	41	Carolina JOHNSON	RS SO	10:13.28	5/14/16	0.225	0.00	0.22
400H	31	Jasmine STAUFFACHER-GRAY	RS SO	58.38	5/14/16	0.65	0.04	0.69
HJ	5	Mikella LEFEBVRE-OATIS	SO	1.85m 6- $\frac{1}{2}$	3/31/17	22	1.26	23.26
PV	24	Greta WAGNER	JR	4.20m 13-9	5/27/17	1	0.18	1.18
PV	24	Elleyse GARRETT	SR	4.20m 13-9	5/27/17	1	0.18	1.18
LJ	31	Jessie MADUKA	SR	6.29m 20-7	5/17/15	0.65	0.01	0.66
TJ	20	Jessie MADUKA	SR	13.13mw 43-1	4/29/17	3	0.28	3.28
HEPT	26	Christina CHENAULT	JR	5,438	4/12/17	0.9	0.16	1.06

**Team Total 73.40**

"Scrd As", short for "Scored As", Standing used for place points portion of performance's score combining preseason data (when applied) to current season data

Numbers in BLACK are both the performance's actual NCAA rank AND "scored as" rank Numbers in RED indicate actual NCAA rank does not exist or is worse than "scored as" rank Numbers in BLUE indicate actual NCAA rank is better than "scored as" rank

USTFCCCA Non-Member

Non-Member Schools Will NOT be ranked, beginning Week 2



## USTFCCCA NCAA Division I National Team Computer Rankings

as of 4/2/2018 10:51:36 AM

## 2018 Outdoor Track &amp; Field, Week #1

Only those who score >0.01 pts are shown  
D denotes multiple-event rule in affect

## WOMEN

30



San Diego State

Mountain West Conference

▼ 9

Event	Scrd As	Athlete	Yr	Scored Mark	Date	Pl. Pts.	Bonus	TOTAL
Scored bests come from CURRENT season								
4x100	21	Fletcher, Henderson, Smith, Barrow		44.83	3/30/18	2.5	0.34	2.84
4x400	43	Lea, Harris, Barrow, Roberson		3:40.92	3/24/18	0.175	0.00	0.18
Scored bests come from PRE-SEASON DATA								
100	4	Ashley HENDERSON	SR	10.96w	6/11/16	24	1.91	25.91
100	36	Simone GLENN	SR	11.32w	5/27/17	0.4	0.15	0.55
200m	4	Ashley HENDERSON	SR	22.35w	5/27/17	24	1.95	25.95
200m	37	Simone GLENN	SR	22.98w	5/27/17	0.35	0.22	0.57
100H	40	Sierra BRABHAM-LAWRENCE	JR	13.29w	5/13/17	0.25	0.00	0.25
100H	49	Andrenette KNIGHT	SO	13.35w	5/13/17	0.025	0.00	0.03
400H	21	Andrenette KNIGHT	SO	57.80		2.5	0.39	2.89
400H	27	Madison GIPSON	RS SR	58.02	5/11/16	0.85	0.26	1.11
PV	12	Bonnie DRAXLER	SR	4.35m 14-3½	4/14/17	9	0.82	9.82
PV	35	Marissa BERRY	JR	4.17m 13-8½	4/1/17	0.45	0.05	0.50
Team Total								70.59

31



Notre Dame

Atlantic Coast Conference

▼ 7

Event	Scrd As	Athlete	Yr	Scored Mark	Date	Pl. Pts.	Bonus	TOTAL
Scored bests come from CURRENT season								
4x100	44	Sharp, Thorpe, Butler, Lewis		45.38	3/16/18	0.15	0.00	0.15
4x400	36	Bartoszewicz, Miller, Thorpe, Shead		3:40.33	3/30/18	0.4	0.00	0.40
Scored bests come from PRE-SEASON DATA								
800m	9	Jessica HARRIS	JR	2:03.23	4/21/17	14	1.08	15.08
1500	10	Jessica HARRIS	JR	4:11.67	5/27/17	D 12	1.39	3.39
5000m	8	Anna ROHRER	SO	15:43.07	4/21/17	16	1.31	17.31
10k	1	Anna ROHRER	SO	31:58.99	3/31/17	30	3.07	33.07
400H	37	Jordan SHEAD	SR	58.69	5/12/17	0.35	0.00	0.35
SP	37	Indi JACKSON	SR	15.96m 52-4½	4/6/17	0.35	0.00	0.35
SP	41	Abbey KAPITAN	SO	15.81m 51-10½	5/12/17	0.225	0.00	0.22
Team Total								70.33

32



Michigan

Big Ten Conference

▼ 14

Event	Scrd As	Athlete	Yr	Scored Mark	Date	Pl. Pts.	Bonus	TOTAL
Scored bests come from PRE-SEASON DATA								
800m	35	Jamie MORRISSEY	SR	2:05.56	5/12/17	0.45	0.19	0.64
800m	39	Jaimie PHELAN	SR	2:05.78	5/12/17	0.275	0.13	0.41
1500	12	Jaimie PHELAN	SR	4:11.92		9	1.30	10.30
1500	21	Haley MEIER	SR	4:15.65	5/27/17	2.5	0.42	2.92
1500	30	Jamie MORRISSEY	SR	4:17.57	5/27/17	0.7	0.19	0.89
Steeple	13	Claire BORCHERS	SR	9:56.57	5/27/17	8	0.90	8.90
Steeple	28	Sarah ZIEVE	SR	10:09.22	5/27/17	0.8	0.18	0.98
5000m	21	Gina SERENO	RS SR	15:49.17	4/13/17	2.5	0.56	3.06
10k	7	Erin FINN	RS SR	32:41.65	6/8/14	18	1.39	19.39
10k	22	Gina SERENO	RS SR	33:35.16	6/11/16	2	0.29	2.29
400H	32	Sami MICHELL	RS JR	58.46	5/17/15	0.6	0.00	0.60
HJ	9	Claire KIEFFER-WRIGHT	SR	1.84m 6-½	5/12/17	14	0.89	14.89
HEPT	20	Aaron HOWELL	SR	5,538	5/15/16	3	0.49	3.49
Team Total								68.76

33



Penn State

Big Ten Conference

▲ 3

Event	Scrd As	Athlete	Yr	Scored Mark	Date	Pl. Pts.	Bonus	TOTAL
Scored bests come from CURRENT season								
1500	5	Danae RIVERS	SO	4:10.82	3/29/18	22	1.71	23.71
5000m	31	Jillian HUNSBERGER	JR	15:55.27	3/30/18	0.65	0.16	0.81
Scored bests come from PRE-SEASON DATA								
800m	5	Danae RIVERS	SO	2:02.53	4/21/17	22	1.68	23.68
5000m	44	Tessa BARRETT	JR	16:01.59	5/27/17	0.15	0.00	0.15
10k	19	Jillian HUNSBERGER	JR	33:29.40		3.5	0.37	3.87
HJ	17	Megan MCCLOSKEY	SR	1.82m 5-11½	4/8/17	4.5	0.35	4.85
LJ	49	Madeline HOLMBERG	JR	6.20m 20-4¼	4/27/17	0.025	0.00	0.03
SP	22	Obeng MARFO	SR	16.43m 53-11	5/12/17	2	0.24	2.24
HEPT	14	Madeline HOLMBERG	JR	5,636	4/21/17	7	0.81	7.81
Team Total								67.14

"Scrd As", short for "Scored As", Standing used for place points portion of performance's score combining preseason data (when applied) to current season data

Numbers in BLACK are both the performance's actual NCAA rank AND "scored as" rank Numbers in RED indicate actual NCAA rank does not exist or is worse than "scored as" rank Numbers in BLUE indicate actual NCAA rank is better than "scored as" rank

USTFCCCA Non-Member

Non-Member Schools Will NOT be ranked, beginning Week 2





# USTFCCCA NCAA Division I National Team Computer Rankings

as of 4/2/2018 10:51:36 AM

## 2018 Outdoor Track & Field, Week #1

Only those who score >0.01 pts are shown  
D denotes multiple-event rule in affect

### WOMEN

# 34



## South Carolina

### Southeastern Conference

# ▼ 4

Event	Scrd As	Athlete	Yr	Scored Mark	Date	Pl. Pts.	Bonus	TOTAL
Scored bests come from CURRENT season								
400	37	Aliyah ABRAMS	SO	52.90	3/16/18	0.35	0.18	0.53
4x100	26	Parks, Dendy, Stanley, Pennamon		44.90	3/16/18	0.9	0.29	1.19
4x400	32	Abrams, Holmes, Davis, Mills		3:39.95	3/23/18	0.6	0.04	0.64
TJ	25	Hanifah ABDULQADIR	JR	13.10m	42-11½ (-0.1) 3/29/18	0.95	0.22	1.17
Scored bests come from PRE-SEASON DATA								
400	44	Briana HAITH	RS SR	53.03	4/1/16	0.15	0.11	0.26
HJ	3	Lissa LABICHE	SO	1.87m	6-1½ 5/5/16	26	2.37	28.37
LJ	3	Rougui SOW	JR	6.72m	22-¾ 4/7/17	26	2.97	28.97
JAV	27	Shelby FREEDMAN	RS JR	51.20m	167-11 5/12/16	0.85	0.02	0.87
Team Total								62.01

# 35



## Iowa

### Big Ten Conference

# ▼ 1

Event	Scrd As	Athlete	Yr	Scored Mark	Date	Pl. Pts.	Bonus	TOTAL
Scored bests come from CURRENT season								
10k	39	Andrea SHINE	JR	33:50.25	3/30/18	0.275	0.09	0.37
4x100	13	Thomas, Avant, Guillory, Brown		44.44	3/29/18	8	0.67	8.67
4x400	31	Guillory, Brown, Sharpe, King		3:39.87	3/29/18	0.65	0.06	0.71
Scored bests come from PRE-SEASON DATA								
100	44	Brittany BROWN	SR	11.35	5/12/17	0.15	0.07	0.22
100	44	Briana GUILLORY	RS SO	11.35w	4/23/16	0.15	0.07	0.22
200m	2	Brittany BROWN	SR	22.30w	5/12/17	28	2.18	30.18
200m	34	Briana GUILLORY	JR	22.95	5/15/16	0.5	0.26	0.76
400	36	Briana GUILLORY	JR	52.89	4/13/17	0.4	0.19	0.59
LJ	23	Jahisha THOMAS	SR	6.35mw	20-10 5/27/17	1.5	0.27	1.77
TJ	30	Jahisha THOMAS	SR	13.05mw	42-9¾ 5/27/17	0.7	0.13	0.83
DISC	8	Laulauga TAUSAGA	SO	59.37m	194-9 5/27/17	16	1.65	17.65
Team Total								61.96

# 36



## Wisconsin

### Big Ten Conference

# ▼ 7

Event	Scrd As	Athlete	Yr	Scored Mark	Date	Pl. Pts.	Bonus	TOTAL
Scored bests come from CURRENT season								
SP	49	Banke OGinni	JR	15.72m	51-7 3/31/18	0.025	0.00	0.03
JAV	14	Sophia RIVERA	FR	53.40m	175-2 3/31/18	7	0.70	7.70
Scored bests come from PRE-SEASON DATA								
5000m	16	Sarah DISANZA	SR	15:48.51	6/10/17	5	0.62	5.62
5000m	47	Amy DAVIS	JR	16:03.02	3/31/17	0.075	0.00	0.08
5000m	49	Alicia MONSON	SO	16:04.09	3/31/17	0.025	0.00	0.03
400H	18	Brenna DETRA	SR	57.64	5/12/17	4	0.55	4.55
HJ	14	Emma HAUGEN	JR	1.83m	6-0 5/5/17	7	0.54	7.54
PV	24	Taylor AMANN	SR	4.20m	13-9¾ 5/27/17	1	0.18	1.18
TJ	35	Chinne OKORONKWO	SO	12.97m	42-6¾ 5/5/17	0.45	0.00	0.45
SP	43	Kennedy BLAHNIK	JR	15.78m	51-9¾ 5/15/16	0.175	0.00	0.17
HT	18	Haley SHOWALTER	RS SO	63.18m	207-3 5/6/16	4	0.42	4.42
JAV	22	Emma FITZGERALD	SO	51.98m	170-6 3/23/17	2	0.26	2.26
HEPT	4	Georgia ELLENWOOD	RS SR	5,935	6/11/16	24	2.38	26.38
HEPT	46	Emma FITZGERALD	SO	5,255	5/12/17	0.1	0.00	0.10
Team Total								60.50

# 37



## Texas Tech

### Big 12 Conference

# ▲ 1

Event	Scrd As	Athlete	Yr	Scored Mark	Date	Pl. Pts.	Bonus	TOTAL
Scored bests come from CURRENT season								
4x100	15	Limp, Harris, Johnson, Gordon		44.61	3/23/18	6	0.49	6.49
4x400	15			3:36.84	3/28/18	6	0.52	6.52
SP	23	Crystal ONWUKAIFE	SO	16.40m	53-9¾ 3/28/18	1.5	0.20	1.70
DISC	29	Seasons USUAL	FR	54.59m	179-1 3/23/18	0.75	0.02	0.77
Scored bests come from PRE-SEASON DATA								
HJ	17	Zarriea WILLIS	JR	1.82m	5-11½ 4/28/17	4.5	0.35	4.85
HJ	41	Kaylee HINTON	JR	1.79m	5-10½ 5/12/17	0.225	0.00	0.22
LJ	18	Zuliat ALLI	SO	6.40mw	21-0 5/27/17	4	0.48	4.48
LJ	36	Kaylee HINTON	JR	6.27m	20-7 4/15/17	0.4	0.00	0.40
TJ	11	Paetyn REVELL	SR	13.43m	44-¾ 4/30/15	10	0.84	10.84
HEPT	5	Kaylee HINTON	JR	5,869	5/12/17	22	1.96	23.96
Team Total								60.24

"Scrd As", short for "Scored As", Standing used for place points portion of performance's score combining preseason data (when applied) to current season data

Numbers in BLACK are both the performer's actual NCAA rank AND "scored as" rank Numbers in RED indicate actual NCAA rank does not exist or is worse than "scored as" rank Numbers in BLUE indicate actual NCAA rank is better than "scored as" rank

USTFCCCA Non-Member

Non-Member Schools Will NOT be ranked, beginning Week 2



# USTFCCCA NCAA Division I National Team Computer Rankings

## 2018 Outdoor Track & Field, Week #1

as of 4/2/2018 10:51:36 AM

Only those who score >0.01 pts are shown  
D denotes multiple-event rule in affect

### WOMEN

# 38



## Kansas

### Big 12 Conference

# 2

Event	Scrd As	Athlete	Yr	Scored Mark	Date	Pl. Pts.	Bonus	TOTAL
-------	---------	---------	----	-------------	------	----------	-------	-------

#### Scored bests come from CURRENT season

▶ Steeple	29	Courtney COPPINGER	SR	10:09.74	3/30/18	0.75	0.15	0.90
▶ 10k	5	Sharon LOKEDI	JR	32:21.19	3/30/18	22	2.11	24.11
▶ 4x400	14	Kuykendoll, Linder, Montgomery, Finley		3:36.82	3/28/18	7	0.53	7.53
▶ PV	12	Laura TAYLOR	SR	4.35m 14-3½	3/28/18	9	0.82	9.82
▶ PV	17	Andrea WILLIS	SO	4.25m 13-11½	3/28/18	4.5	0.39	4.89
▶ LJ	44	LaTyria JEFFERSON	JR	6.23m 20-5½ (1.7)	3/23/18	0.15	0.00	0.15

#### Scored bests come from PRE-SEASON DATA

▶ 100	49	Zainab SANI	RS SR	11.36w	4/20/16	0.025	0.04	0.06
▶ 800m	30	Marleena EUBANKS	JR	2:05.34	5/19/16	0.7	0.26	0.96
▶ 5000m	41	Sharon LOKEDI	SR	16:00.60	4/21/17	0.225	0.00	0.22
▶ HJ	41	LaTyria JEFFERSON	JR	1.79m 5-10½	5/27/17	0.225	0.00	0.22
▶ PV	21	Alexis ROMERO	JR	4.21m 13-9½	5/12/17	2.5	0.22	2.72
▶ JAV	28	Shaylyn STALLBAUMER	JR	51.02m 167-4	4/23/16	0.8	0.00	0.80

**Team Total 52.40**

# 39



## Iowa State

### Big 12 Conference

# 4

Event	Scrd As	Athlete	Yr	Scored Mark	Date	Pl. Pts.	Bonus	TOTAL
-------	---------	---------	----	-------------	------	----------	-------	-------

#### Scored bests come from CURRENT season

▶ 10k	31	Anne FRISBIE	JR	33:42.53	3/30/18	0.65	0.19	0.84
-------	----	--------------	----	----------	---------	------	------	------

#### Scored bests come from PRE-SEASON DATA

▶ 800m	37	Jasmine STAEBLER	JR	2:05.67	4/21/17	0.35	0.16	0.51
▶ LJ	6	Jhoanmy LUQUE	SR	6.63mw 21-9	5/27/17	20	1.95	21.95
▶ TJ	3	Jhoanmy LUQUE	SR	13.80mw 45-3½	5/12/17	26	2.42	28.42

**Team Total 51.73**

# 40



## New Mexico

### Mountain West Conference

# 8

Event	Scrd As	Athlete	Yr	Scored Mark	Date	Pl. Pts.	Bonus	TOTAL
-------	---------	---------	----	-------------	------	----------	-------	-------

#### Scored bests come from CURRENT season

▶ 10k	4	Alice WRIGHT	SR	32:15.73	3/30/18	24	2.35	26.35
-------	---	--------------	----	----------	---------	----	------	-------

#### Scored bests come from PRE-SEASON DATA

▶ Steeple	14	Charlotte PROUSE	JR	9:59.15	6/9/16	7	0.70	7.70
▶ Steeple	48	Natasha BERNAL	JR	10:15.90	4/21/17	0.05	0.00	0.05
▶ 5000m	11	Alice WRIGHT	SR	15:45.87	5/2/15	10	0.95	10.95
▶ 5000m	17	Ednah KURGAT	JR	15:48.63	4/14/16	4.5	0.61	5.11
▶ 5000m	48	Charlotte PROUSE	JR	16:03.80	4/1/16	0.05	0.00	0.05
▶ HEPT	45	Kyra MOHNS	SR	5,280	5/10/17	0.125	0.00	0.13

**Team Total 50.33**

# 41



## Harvard

### Ivy League

# 8

Event	Scrd As	Athlete	Yr	Scored Mark	Date	Pl. Pts.	Bonus	TOTAL
-------	---------	---------	----	-------------	------	----------	-------	-------

#### Scored bests come from CURRENT season

▶ 100	9	Gabrielle THOMAS	JR	11.04w (3.7)	3/28/18	14	1.20	15.20
▶ TJ	28	Simi FAJEMISIN	SO	13.07m 42-10½ (0.3)	3/28/18	0.8	0.17	0.97

#### Scored bests come from PRE-SEASON DATA

▶ 100	15	Gabby THOMAS	JR	11.15w	5/6/17	6	0.64	6.64
▶ 100	37	Ngozi MUSA	JR	11.33w	5/6/17	0.35	0.12	0.47
▶ 200m	5	Gabby THOMAS	JR	22.37w	5/28/16	22	1.86	23.86
▶ LJ	36	Gabby THOMAS	JR	6.27m 20-7	4/21/17	0.4	0.00	0.40
▶ HEPT	24	Zoe HUGHES	SO	5,444	4/12/17	1	0.18	1.18

**Team Total 48.73**

# 42



## Georgia Tech

### Atlantic Coast Conference

# 3

Event	Scrd As	Athlete	Yr	Scored Mark	Date	Pl. Pts.	Bonus	TOTAL
-------	---------	---------	----	-------------	------	----------	-------	-------

#### Scored bests come from CURRENT season

▶ 4x100	30	Hayden, Williams, Collins, Stewart		45.07	3/23/18	0.7	0.18	0.88
---------	----	------------------------------------	--	-------	---------	-----	------	------

#### Scored bests come from PRE-SEASON DATA

▶ 100H	13	Jeanine WILLIAMS	JR	12.99	5/12/17	8	0.67	8.67
▶ LJ	11	Bria MATTHEWS	RS SO	6.47m 21-2½	5/13/16	10	0.78	10.78
▶ TJ	6	Bria MATTHEWS	RS SO	13.73m 45-½	5/13/16	20	2.05	22.05

**Team Total 42.37**

"Scrd As", short for "Scored As", Standing used for place points portion of performance's score combining preseason data (when applied) to current season data

Numbers in BLACK are both the performance's actual NCAA rank AND "scored as" rank Numbers in RED indicate actual NCAA rank does not exist or is worse than "scored as" rank Numbers in BLUE indicate actual NCAA rank is better than "scored as" rank

USTFCCCA Non-Member

Non-Member Schools Will NOT be ranked, beginning Week 2



# USTFCCCA NCAA Division I National Team Computer Rankings

as of 4/2/2018 10:51:36 AM

## 2018 Outdoor Track & Field, Week #1

Only those who score >0.01 pts are shown  
D denotes multiple-event rule in affect

### WOMEN

# 43



## Villanova

### BIG EAST Conference

# ▲10

Event	Scrd As	Athlete	Yr	Scored Mark	Date	Pl. Pts.	Bonus	TOTAL
-------	---------	---------	----	-------------	------	----------	-------	-------

#### Scored bests come from CURRENT season

800m	47	McKenna KEEGAN	SO	2:06.20	3/29/18	0.075	0.02	0.09
5000m	13	Nicole HUTCHINSON	JR	15:46.22	3/30/18	8	0.91	8.91

#### Scored bests come from PRE-SEASON DATA

800m	3	Siofra CLEIRIGH BUTTNER	SR	2:02.11	5/27/17	26	2.05	28.05
1500	18	Nicole HUTCHINSON	JR	4:13.71	5/27/17	4	0.69	4.69
10k	40	Bella BURDA	JR	33:50.44	3/31/17	0.25	0.09	0.34

**Team Total 42.08**

# 44



## North Dakota State

### The Summit League

# ▲1

Event	Scrd As	Athlete	Yr	Scored Mark	Date	Pl. Pts.	Bonus	TOTAL
-------	---------	---------	----	-------------	------	----------	-------	-------

#### Scored bests come from CURRENT season

SP	33	Courtney PASIOWITZ	SR	16.04m	52-7½	3/30/18	0.55	0.00	0.55
HT	15	Maddy NILLES	SO	63.70m	209-0	3/16/18	6	0.54	6.54
JAV	2	Alyssa OLIN	SR	58.36m	191-5	3/16/18	28	3.59	31.59
JAV	23	Kari WOLFE	FR	51.82m	170-0	3/30/18	1.5	0.21	1.71

#### Scored bests come from PRE-SEASON DATA

▶ 400	43	Alexis WOODS	SR	52.99		5/11/17	0.175	0.13	0.31
▶ PV	47	Lauren GIETZEN	SR	4.11m	13-5½	5/11/17	0.075	0.00	0.08
▶ DISC	49	Maddy NILLES	JR	52.97m	173-9	4/8/17	0.025	0.00	0.03
▶ JAV	47	Kayla HOCHHALTER	SR	48.97m	160-8	3/31/17	0.075	0.00	0.08
▶ HEPT	35	Amanda LEVIN	SR	5,321		5/11/17	0.45	0.00	0.45

**Team Total 41.33**

# 45



## UNLV

### Mountain West Conference

# ▼1

Event	Scrd As	Athlete	Yr	Scored Mark	Date	Pl. Pts.	Bonus	TOTAL
-------	---------	---------	----	-------------	------	----------	-------	-------

#### Scored bests come from CURRENT season

4x100	25	Smith-Barnett, Love, Graham, Hudspeth		44.89	3/31/18	0.95	0.30	1.25
4x400	22	Hudspeth, Wilson-Perteete, Love, Hudspeth		3:37.78	3/31/18	2	0.38	2.38

#### Scored bests come from PRE-SEASON DATA

100	2	Destiny SMITH-BARNETT	SR	10.94w	5/13/17	28	2.09	30.09
100	39	Drea AUSTIN	SR	11.34w	5/13/16	0.275	0.10	0.37
200m	23	Najia HUDSPETH	SR	22.89	5/13/17	1.5	0.34	1.84
200m	26	Destiny SMITH-BARNETT	SR	22.91	5/13/17	0.9	0.32	1.22
100H	22	Taylor PEGRAM	SR	13.11w	5/13/17	2	0.35	2.35
HEPT	23	Stella CLEMENS	JR	5,451	5/10/17	1.5	0.20	1.70

**Team Total 41.19**

# 46



## Auburn

### Southeastern Conference

# ▼13

Event	Scrd As	Athlete	Yr	Scored Mark	Date	Pl. Pts.	Bonus	TOTAL
-------	---------	---------	----	-------------	------	----------	-------	-------

#### Scored bests come from CURRENT season

JAV	45	Peyton MONTGOMERY	JR	49.08m	161-0	3/23/18	0.125	0.00	0.13
-----	----	-------------------	----	--------	-------	---------	-------	------	------

#### Scored bests come from PRE-SEASON DATA

▶ 100	11	Jonielle SMITH	JR	11.08w	4/14/17	10	0.91	10.91	
▶ 100	44	Jenae AMBROSE	JR	11.35	4/27/17	0.15	0.07	0.22	
▶ 100	51	Dominique BULLOCK	SR	11.37w	4/21/17		0.01	0.01	
▶ 200m	15	Natalliah WHYTE	SO	22.77	5/11/17	6	0.52	6.52	
▶ 200m	32	Jenae AMBROSE	JR	22.94w	4/14/17	0.6	0.27	0.87	
▶ LJ	10	Dominique BULLOCK	SR	6.48m	21-3¼	4/23/16	12	0.83	12.83
▶ TJ	22	Jakayla HAND	SR	13.11m	43-¾	4/21/17	2	0.24	2.24
▶ DISC	31	Ivana MUZARIC	JR	54.49m	178-9	4/21/17	0.65	0.00	0.65
▶ JAV	15	Kylee CARTER	JR	53.37m	175-1	3/24/17	6	0.69	6.69

**Team Total 41.06**

"Scrd As", short for "Scored As", Standing used for place points portion of performance's score combining preseason data (when applied) to current season data

Numbers in BLACK are both the performance's actual NCAA rank AND "scored as" rank Numbers in RED indicate actual NCAA rank does not exist or is worse than "scored as" rank Numbers in BLUE indicate actual NCAA rank is better than "scored as" rank

USTFCCCA Non-Member

Non-Member Schools Will NOT be ranked, beginning Week 2



# USTFCCCA NCAA Division I National Team Computer Rankings

as of 4/2/2018 10:51:37 AM

## 2018 Outdoor Track & Field, Week #1

Only those who score >0.01 pts are shown  
D denotes multiple-event rule in affect

### WOMEN

# 47



## Duke

### Atlantic Coast Conference

# ▼ 1

Event	Scrd As	Athlete	Yr	Scored Mark	Date	Pl. Pts.	Bonus	TOTAL
Scored bests come from CURRENT season								
4x100	38	Murphy, Campbell, Panton, Lowe		45.27	3/28/18	0.3	0.04	0.34
4x400	26	Lowe, Kerr, Aveni, Price		3:38.48	3/28/18	0.9	0.27	1.17
PV	7	Madison HEATH	SR	4.45m	14-7½	18	1.59	19.59
HT	26	Stefani VUKAJLOVIC	JR	61.90m	203-1	0.9	0.11	1.01
Scored bests come from PRE-SEASON DATA								
1500	41	Madison GRANGER	RS SR	4:18.67	5/13/16	0.225	0.06	0.28
PV	24	Laura MARTY	SO	4.20m	13-9½	1	0.18	1.18
LJ	15	Sydnei MURPHY	SO	6.41m	21-½	6	0.53	6.53
JAV	13	Katelyn GOCHENOUR	SO	54.26m	178-0	8	0.96	8.96
JAV	36	Christine STREISEL	SR	50.15m	164-6	0.4	0.00	0.40
HEPT	28	Jaida LEMMONS	JR	5,397	5/12/17	0.8	0.02	0.82
Team Total								40.29

# 48



## Washington

### Pac-12 Conference

# ▼ 5

Event	Scrd As	Athlete	Yr	Scored Mark	Date	Pl. Pts.	Bonus	TOTAL
Scored bests come from CURRENT season								
400H	40	Hanna TARLETON	JR	58.85	3/16/18	0.25	0.00	0.25
4x400	39	Tarleton, Brown, Birkenfeld, Apostol		3:40.47	3/16/18	0.275	0.00	0.28
Scored bests come from PRE-SEASON DATA								
800m	23	Hannah DERBY	JR	2:04.79	4/28/17	1.5	0.41	1.91
1500	7	Amy-Eloise NEALE	SR	4:11.00		D 18	1.64	3.64
1500	14	Anna MAXWELL	RS JR	4:12.62	5/1/16	7	1.04	8.04
5000m	4	Amy-Eloise NEALE	SR	15:39.30	3/31/17	24	1.79	25.79
400H	38	Darhian MILLS	SO	58.77	5/13/17	0.3	0.00	0.30
Team Total								40.21

# 49



## Clemson

### Atlantic Coast Conference

# ▲ 8

Event	Scrd As	Athlete	Yr	Scored Mark	Date	Pl. Pts.	Bonus	TOTAL
Scored bests come from CURRENT season								
100	18	Torie ROBINSON	SR	11.16w (3.7)	3/28/18	4	0.61	4.61
Steeple	30	Logan MORRIS	SO	10:11.02	3/28/18	0.7	0.09	0.79
4x100	27	Marshall, Smith, Robinson, Williams		44.96	3/23/18	0.85	0.25	1.10
4x400	10	Warner, Clarke, McIntosh, Ferguson		3:34.96	3/28/18	12	1.03	13.03
Scored bests come from PRE-SEASON DATA								
100	26	Sabria HADLEY	SR	11.28	5/16/15	0.9	0.27	1.17
100	27	Rebekah SMITH	SO	11.29	5/12/17	0.85	0.24	1.09
200m	28	Sabria HADLEY	SR	22.92w	4/22/17	0.8	0.30	1.10
200m	48	Deja PARRISH	RS JR	23.08	5/13/16	0.05	0.07	0.12
400	28	Deja PARRISH	RS JR	52.80	5/13/16	0.8	0.24	1.04
1500	17	Grace BARNETT	SR	4:13.62	5/27/17	4.5	0.72	5.22
400H	13	Markeeta THOMAS	JR	57.36	5/12/17	8	0.89	8.89
400H	30	Lakeisha WARNER	SO	58.36	5/12/17	0.7	0.06	0.76
LJ	25	Angelica COLLINS	SR	6.34mw 20-9½	4/22/17	0.95	0.23	1.18
Team Total								40.08

# 50



## Houston

### American Athletic Conference

# ▼ 3

Event	Scrd As	Athlete	Yr	Scored Mark	Date	Pl. Pts.	Bonus	TOTAL
Scored bests come from CURRENT season								
4x100	33	Adams, Henderson, Sample, Bethel		45.15	3/22/18	0.55	0.12	0.67
Scored bests come from PRE-SEASON DATA								
200m	51	Brianne BETHEL	SO	23.12w	5/12/17		0.02	0.02
LJ	8	Samiyah SAMUELS	SO	6.58mw 21-7½	5/12/17	16	1.53	17.53
LJ	15	Tonyecia BURKS	SR	6.41mw 21-½	4/8/17	6	0.53	6.53
TJ	9	Tonyecia BURKS	SR	13.53m 44-4½	4/13/17	14	1.20	15.20
Team Total								39.94

"Scrd As", short for "Scored As", Standing used for place points portion of performance's score combining preseason data (when applied) to current season data

Numbers in BLACK are both the performance's actual NCAA rank AND "scored as" rank Numbers in RED indicate actual NCAA rank does not exist or is worse than "scored as" rank Numbers in BLUE indicate actual NCAA rank is better than "scored as" rank

USTFCCCA Non-Member

Non-Member Schools Will NOT be ranked, beginning Week 2



## USTFCCCA NCAA Division I National Team Computer Rankings

as of 4/2/2018 10:51:37 AM

## 2018 Outdoor Track &amp; Field, Week #1

Only those who score >0.01 pts are shown  
D denotes multiple-event rule in affect

## WOMEN

51



Michigan State

Big Ten Conference

▼ 1

Event	Scrd As	Athlete	Yr	Scored Mark	Date	Pl. Pts.	Bonus	TOTAL
Scored bests come from CURRENT season								
1500	19	Dillon MCCLINTOCK	SO	4:13.82	3/30/18	3.5	0.67	4.17
Scored bests come from PRE-SEASON DATA								
800m	16	Aubrey WILBERDING	RS SR	2:04.08	5/27/16	5	0.61	5.61
800m	44	Dillon MCCLINTOCK	SO	2:06.10	4/21/17	0.15	0.04	0.19
10k	47	Amber WAY	SO	33:54.70	3/24/17	0.075	0.03	0.11
HJ	41	Ellen DIPIETRO	RS JR	1.79m	5-10%	0.225	0.00	0.22
SP	23	Katelyn DANIELS	SR	16.40m	53-9%	1.5	0.20	1.70
DISC	4	Katelyn DANIELS	SR	60.54m	198-7	24	2.35	26.35
JAV	44	Jade MADISON	SR	49.20m	161-5	0.15	0.00	0.15
HEPT	37	Asya REYNOLDS	JR	5,314	5/12/17	0.35	0.00	0.35
Team Total								38.85

52



Arizona

Pac-12 Conference

▼ 4

Event	Scrd As	Athlete	Yr	Scored Mark	Date	Pl. Pts.	Bonus	TOTAL
Scored bests come from CURRENT season								
4x100	18	Christman, Waggoner, White, Andrews		44.72	3/16/18	4	0.41	4.41
4x400	29	Waggoner, Pahlitzsch, Andrews, Warren		3:39.29	3/16/18	0.75	0.14	0.89
Scored bests come from PRE-SEASON DATA								
400	21	Tatum WAGGONER	RS JR	52.52	4/9/16	2.5	0.39	2.89
5000m	25	Claire GREEN	SR	15:49.58	3/31/17	0.95	0.53	1.48
HJ	5	Lisanne HAGENS	SR	1.85m	6-¾	22	1.26	23.26
HEPT	16	Alyssa THOMPSON	RS SR	5,580	5/7/16	5	0.63	5.63
HEPT	49	Tiana BONDS	RS JR	5,242	4/9/15	0.025	0.00	0.03
Team Total								38.59

53



Akron

Mid-American Conference

▲ 16

Event	Scrd As	Athlete	Yr	Scored Mark	Date	Pl. Pts.	Bonus	TOTAL
Scored bests come from CURRENT season								
100H	22	Dara PERRY	JR	13.11w (3.2)	3/28/18	2	0.35	2.35
PV	12	Lucy BRYAN	JR	4.35m	14-3¼	9	0.82	9.82
PV	17	Jenna FRANTZ	FR	4.25m	13-11¼	4.5	0.39	4.89
DISC	44	Abigale WILSON	JR	53.11m	174-3	0.15	0.00	0.15
Scored bests come from PRE-SEASON DATA								
400H	16	Jaclyn SIEFRING	SR	57.61	4/16/16	5	0.58	5.58
PV	42	Rebecca PIETSCHE	SR	4.13m	13-6½	0.2	0.00	0.20
LJ	44	Jaclyn SIEFRING	SR	6.23mw	20-5¼	0.15	0.00	0.15
HEPT	9	Jaclyn SIEFRING	SR	5,750	4/12/17	14	1.20	15.20
Team Total								38.35

54



Furman

Southern Conference

▲ 8

Event	Scrd As	Athlete	Yr	Scored Mark	Date	Pl. Pts.	Bonus	TOTAL
Scored bests come from CURRENT season								
Steeple	23	Emma Grace HURLEY	SO	10:06.35	3/30/18	1.5	0.33	1.83
Steeple	36	Kristlin GEAR	FR	10:12.72	3/30/18	0.4	0.00	0.40
5000m	26	Savannah CARNAHAN	SO	15:49.89	3/30/18	0.9	0.50	1.40
Scored bests come from PRE-SEASON DATA								
Steeple	39	Allie BUCHALSKI	RS JR	10:13.10	4/4/15	0.275	0.00	0.28
Steeple	46	Gabrielle JENNINGS	SO	10:15.12	5/27/17	0.1	0.00	0.10
5000m	2	Allie BUCHALSKI	SR	15:35.55	3/24/17	28	2.28	30.28
Team Total								34.29

55



New Hampshire

America East Conference

▼ 1

Event	Scrd As	Athlete	Yr	Scored Mark	Date	Pl. Pts.	Bonus	TOTAL	
Scored bests come from PRE-SEASON DATA									
▶ 1500	11	Elinor PURRIER	SR	4:11.90	4/27/17	D	10	1.31	3.31
▶ 1500	47	Shannon MURDOCK	JR	4:19.11	5/11/17	0.075	0.00	0.08	
▶ Steeple	2	Elinor PURRIER	SR	9:43.65	4/15/17		28	2.73	30.73
Team Total								34.11	

"Scrd As", short for "Scored As", Standing used for place points portion of performance's score combining preseason data (when applied) to current season data

Numbers in BLACK are both the performance's actual NCAA rank AND "scored as" rank Numbers in RED indicate actual NCAA rank does not exist or is worse than "scored as" rank Numbers in BLUE indicate actual NCAA rank is better than "scored as" rank

USTFCCCA Non-Member

Non-Member Schools Will NOT be ranked, beginning Week 2





# USTFCCCA NCAA Division I National Team Computer Rankings

## 2018 Outdoor Track & Field, Week #1

as of 4/2/2018 10:51:37 AM

Only those who score >0.01 pts are shown  
D denotes multiple-event rule in affect

### WOMEN

# 56



## Northern Arizona

### Big Sky Conference

# ▼ 1

Event	Scrd As	Athlete	Yr	Scored Mark	Date	Pl. Pts.	Bonus	TOTAL
Scored bests come from CURRENT season								
400	48	Jasmine MALONE	JR	53.12	3/30/18	0.05	0.06	0.11
HT	2	Brooke ANDERSEN	SR	70.98m	232-10	3/16/18	28	4.50 32.50
Scored bests come from PRE-SEASON DATA								
800m	35	Maggie CARRUTH	JR	2:05.56	5/27/17	0.45	0.19	0.64
Team Total								33.26

# 57



## NC State

### Atlantic Coast Conference

# ▼ 6

Event	Scrd As	Athlete	Yr	Scored Mark	Date	Pl. Pts.	Bonus	TOTAL	
Scored bests come from CURRENT season									
▶ 1500	33	Erika KEMP	SR	4:17.93	3/30/18	0.55	0.15	0.70	
▶ 5000m	24	Elly HENES	SO	15:49.51	3/30/18	1	0.53	1.53	
▶ 5000m	32	Dominique CLAIRMONTE	FR	15:55.73	3/30/18	0.6	0.14	0.74	
▶ 4x100	45	Pate, Cunningham, Patillo, Wright		45.41	3/30/18	0.125	0.00	0.13	
Scored bests come from PRE-SEASON DATA									
▶ 5000m	5	Erika KEMP	SR	15:41.23	4/21/17	22	1.55	23.55	
▶ 5000m	43	Rachel KOON	JR	16:01.55	4/21/17	0.175	0.00	0.17	
▶ 5000m	46	Ryen FRAZIER	SO	16:02.39	3/24/17	0.1	0.00	0.10	
▶ 10k	17	Erika KEMP	SR	33:13.44	4/4/15	4.5	0.59	5.09	
▶ TJ	34	Javonne ANTOINE	SR	12.98m	42-7	4/21/17	0.5	0.00	0.50
▶ SP	29	Lauren EVANS	JR	16.16m	53-¾	5/27/17	0.75	0.00	0.75
Team Total								33.26	

# 58



## Eastern Michigan

### Mid-American Conference

# ▼ 16

Event	Scrd As	Athlete	Yr	Scored Mark	Date	Pl. Pts.	Bonus	TOTAL	
Scored bests come from CURRENT season									
▶ 1500	26	Natalie CIZMAS	SR	4:16.83	3/30/18	0.9	0.28	1.18	
▶ 4x100	29	Harris, Johnston, Mason, Jones		44.99	3/16/18	0.75	0.23	0.98	
Scored bests come from PRE-SEASON DATA									
▶ Steeple	9	Sofie GALLEIN	SR	9:52.66	5/29/15	14	1.30	15.30	
▶ Steeple	32	Alsu BOGDANOVA	SR	10:11.49	5/11/17	0.6	0.07	0.67	
▶ 5000m	10	Alsu BOGDANOVA	SR	15:43.84	6/10/17	12	1.21	13.21	
▶ 5000m	37	Jordann MCDERMITT	SR	15:58.05	4/13/17	0.35	0.04	0.39	
▶ 10k	27	Jordann MCDERMITT	SR	33:37.37	3/31/17	0.85	0.26	1.11	
▶ TJ	39	Dace DREIMANE	SR	12.91mw	42-4¾	5/28/16	0.275	0.00	0.28
Team Total								33.12	

# 59



## Syracuse

### Atlantic Coast Conference

# ▲ 47

Event	Scrd As	Athlete	Yr	Scored Mark	Date	Pl. Pts.	Bonus	TOTAL
Scored bests come from CURRENT season								
10k	6	Paige STONER	JR	32:23.38	3/30/18	20	2.02	22.02
10k	16	Shannon MALONE	SR	33:13.16	3/30/18	5	0.59	5.59
4x100	43	Richardson, Sellers, Clark, Boateng		45.37	3/29/18	0.175	0.00	0.18
Scored bests come from PRE-SEASON DATA								
400	34	Kadejhia SELLERS	JR	52.88	4/21/17	0.5	0.19	0.69
Steeple	20	Paige STONER	JR	10:02.65		3	0.51	3.51
100H	39	Tia THEVENIN	JR	13.27	5/27/17	0.275	0.00	0.28
400H	34	Danielle DELGADO	SR	58.50	5/12/17	0.5	0.00	0.50
Team Total								32.77

# 60



## Air Force

### Mountain West Conference

# ▼ 8

Event	Scrd As	Athlete	Yr	Scored Mark	Date	Pl. Pts.	Bonus	TOTAL
Scored bests come from CURRENT season								
10k	25	Jaci SMITH	JR	33:36.92	3/30/18	0.95	0.27	1.22
Scored bests come from PRE-SEASON DATA								
HJ	3	Shelley SPIRES	SR	1.87m	6-1¾	5/10/17	26	2.37 28.37
PV	21	Kathryn TOMCZAK	JR	4.21m	13-9¾	4/22/17	2.5	0.22 2.72
Team Total								32.31

"Scrd As", short for "Scored As", Standing used for place points portion of performance's score combining preseason data (when applied) to current season data

Numbers in BLACK are both the performance's actual NCAA rank AND "scored as" rank Numbers in RED indicate actual NCAA rank does not exist or is worse than "scored as" rank Numbers in BLUE indicate actual NCAA rank is better than "scored as" rank

USTFCCCA Non-Member

Non-Member Schools Will NOT be ranked, beginning Week 2





# USTFCCCA NCAA Division I National Team Computer Rankings

as of 4/2/2018 10:51:37 AM

## 2018 Outdoor Track & Field, Week #1

Only those who score >0.01 pts are shown  
D denotes multiple-event rule in affect

### WOMEN

61



California

Pac-12 Conference

▲ 18

Event	Scrd As	Athlete	Yr	Scored Mark	Date	Pl. Pts.	Bonus	TOTAL
Scored bests come from CURRENT season								
HT	7	Camryn ROGERS	FR	65.02m	213-4	3/23/18	18	1.01 19.01
JAV	38	Christine GLASMANN	JR	50.00m	164-0	3/23/18	0.3	0.00 0.30
Scored bests come from PRE-SEASON DATA								
800m	33	Jordyn COLTER	JR	2:05.46		4/28/17	0.55	0.22 0.77
800m	40	Rebecca CROFT	JR	2:05.81		4/8/17	0.25	0.13 0.38
PV	24	Lauren MARTINEZ	JR	4.20m	13-9½	5/27/17	1	0.18 1.18
TJ	14	Isabella MARTEN	RS JR	13.31m	43-8	5/15/16	7	0.61 7.61
TJ	27	Ashley ANDERSON	SR	13.08m	42-11	5/13/17	0.85	0.19 1.04
DISC	41	Kendall MADER	JR	53.22m	174-7	4/19/17	0.225	0.00 0.22
HT	29	Destiny PARKER	SR	61.69m	202-4	4/8/17	0.75	0.06 0.81
Team Total								31.33

62



Grand Canyon

Western Athletic Conference

▼ 1

Event	Scrd As	Athlete	Yr	Scored Mark	Date	Pl. Pts.	Bonus	TOTAL
Scored bests come from PRE-SEASON DATA								
DISC	2	Tarasue BARNETT	SR	61.66m	202-3	5/20/17	28	3.24 31.24
Team Total								31.24

63



Vanderbilt

Southeastern Conference

▼ 3

Event	Scrd As	Athlete	Yr	Scored Mark	Date	Pl. Pts.	Bonus	TOTAL
Scored bests come from PRE-SEASON DATA								
400	26	Jennifer EDOBI	SR	52.75		5/27/17	0.9	0.26 1.16
800m	17	Courtney CLAYTON	SR	2:04.12		5/11/17	4.5	0.60 5.10
400H	34	Skyler CARPENTER	RS SR	58.50		5/28/15	0.5	0.00 0.50
TJ	5	Simone CHARLEY	RS SR	13.77m	45-2½	6/11/16	22	2.26 24.26
Team Total								31.02

64



Middle Tennessee

Conference USA

▼ 8

Event	Scrd As	Athlete	Yr	Scored Mark	Date	Pl. Pts.	Bonus	TOTAL
Scored bests come from PRE-SEASON DATA								
100	27	Janet AMPONSAH	SR	11.29		5/16/15	0.85	0.24 1.09
200m	24	Janet AMPONSAH	SR	22.90		5/14/17	1	0.33 1.33
400	20	Abike EGBENIYI	SR	52.49		5/14/17	D 3	0.42 2.42
800m	4	Abike EGBENIYI	SR	2:02.34		5/27/17	24	1.85 25.85
Team Total								30.69

65



Cornell

Ivy League

▼ 6

Event	Scrd As	Athlete	Yr	Scored Mark	Date	Pl. Pts.	Bonus	TOTAL
Scored bests come from CURRENT season								
Steeple	49	Gabrielle ORIE	FR	10:16.67		3/30/18	0.025	0.00 0.03
Scored bests come from PRE-SEASON DATA								
1500	20	Shannon HUGARD	SR	4:14.99		5/27/17	3	0.50 3.50
Steeple	38	Briar BRUMLEY	JR	10:13.03		4/21/17	0.3	0.00 0.30
400H	4	Taysia RADOSLAV	SR	56.48		5/8/16	24	2.04 26.04
Team Total								29.87

66



Texas State

Sun Belt Conference

▼ 2

Event	Scrd As	Athlete	Yr	Scored Mark	Date	Pl. Pts.	Bonus	TOTAL
Scored bests come from CURRENT season								
4x400	46	Hardy, Hicks-Boyce, Oyetunde, Willis		3:41.41		3/28/18	0.1	0.00 0.10
Scored bests come from PRE-SEASON DATA								
100	27	Tramesha HARDY	JR	11.29w		5/27/17	0.85	0.24 1.09
200m	28	Tramesha HARDY	JR	22.92w		5/27/17	0.8	0.30 1.10
400H	47	Sydni WILLIS	SR	58.96		4/28/17	0.075	0.00 0.08
HJ	5	Chelsie DECOUD	SR	1.85m	6-¾	3/30/17	22	1.26 23.26
HJ	34	Courtney JOHNSON	SR	1.80m	5-10½	4/28/17	0.5	0.00 0.50
TJ	26	Mylana HEARN	SR	13.09mw	42-11½	5/27/17	0.9	0.20 1.10
Team Total								27.23

"Scrd As", short for "Scored As", Standing used for place points portion of performance's score combining preseason data (when applied) to current season data

Numbers in BLACK are both the performance's actual NCAA rank AND "scored as" rank Numbers in RED indicate actual NCAA rank does not exist or is worse than "scored as" rank Numbers in BLUE indicate actual NCAA rank is better than "scored as" rank

USTFCCCA Non-Member

Non-Member Schools Will NOT be ranked, beginning Week 2



## 2018 Outdoor Track &amp; Field, Week #1

Only those who score >0.01 pts are shown  
D denotes multiple-event rule in affect

## WOMEN

67



Memphis

American Athletic Conference

unch

Event	Scrd As	Athlete	Yr	Scored Mark	Date	Pl. Pts.	Bonus	TOTAL
-------	---------	---------	----	-------------	------	----------	-------	-------

## Scored bests come from CURRENT season

▶ 1500	34	Martina RODRIGUEZ	SR	4:17.99	3/30/18	0.5	0.14	0.64
--------	----	-------------------	----	---------	---------	-----	------	------

## Scored bests come from PRE-SEASON DATA

▶ PV	47	Dorina BAIKER	SR	4.11m	13-54	4/28/17	0.075	0.00	0.08
▶ JAV	4	Ashley PRYKE	JR	56.93m	186-9		24	2.35	26.35
▶ HEPT	47	Martine BYE	RS JR	5,254		5/12/16	0.075	0.00	0.08

Team Total 27.14

68



Utah State

Mountain West Conference

▼10

Event	Scrd As	Athlete	Yr	Scored Mark	Date	Pl. Pts.	Bonus	TOTAL
-------	---------	---------	----	-------------	------	----------	-------	-------

## Scored bests come from CURRENT season

▶ SP	12	Brenn FLINT	JR	16.82m	55-24	3/16/18	9	0.71	9.71
▶ JAV	26	Mia ESTES	SR	51.38m	168-7	3/16/18	0.9	0.08	0.98

## Scored bests come from PRE-SEASON DATA

▶ Steeple	35	Cierra SIMMONS	JR	10:12.52		4/13/17	0.45	0.01	0.46
▶ 10k	9	Alyssa SNYDER	JR	32:58.31			14	0.92	14.92
▶ SP	46	Olivia MORICONI	SR	15.77m	51-9	5/27/17	0.1	0.00	0.10

Team Total 26.18

69



Cincinnati

American Athletic Conference

▼4

Event	Scrd As	Athlete	Yr	Scored Mark	Date	Pl. Pts.	Bonus	TOTAL
-------	---------	---------	----	-------------	------	----------	-------	-------

## Scored bests come from PRE-SEASON DATA

▶ 400	49	Bryana ROBINSON	SR	53.15		5/12/17	0.025	0.04	0.07
▶ HJ	14	Loretta BLAUT	SR	1.83m	6-0	5/6/17	7	0.54	7.54
▶ LJ	26	Kellsa MBAH	SR	6.32m	20-9	5/12/17	0.9	0.14	1.04
▶ SP	13	Annette ECHIKUNWOKE	SR	16.79m	55-1	4/15/17	8	0.68	8.68
▶ SP	43	Ashley WILLIAMS	SR	15.78m	51-94	4/27/17	0.175	0.00	0.17
▶ HT	13	Annette ECHIKUNWOKE	SR	63.91m	209-8	4/15/17	8	0.59	8.59

Team Total 26.09

70



Connecticut

American Athletic Conference

▼4

Event	Scrd As	Athlete	Yr	Scored Mark	Date	Pl. Pts.	Bonus	TOTAL
-------	---------	---------	----	-------------	------	----------	-------	-------

## Scored bests come from PRE-SEASON DATA

▶ 800m	6	Susan ANENO	JR	2:02.66		5/27/17	20	1.57	21.57
▶ SP	19	Divine OLADIPO	SO	16.64m	54-74	4/21/17	3.5	0.49	3.99
▶ DISC	43	Divine OLADIPO	SO	53.13m	174-3	5/27/17	0.175	0.00	0.17

Team Total 25.74

71



Ohio State

Big Ten Conference

▼1

Event	Scrd As	Athlete	Yr	Scored Mark	Date	Pl. Pts.	Bonus	TOTAL
-------	---------	---------	----	-------------	------	----------	-------	-------

## Scored bests come from CURRENT season

▶ 100	37	Anavia BATTLE	FR	11.33w	(3.5)	3/23/18	0.35	0.12	0.47
▶ 400	46	Tamani WILSON	SO	53.09		3/23/18	0.1	0.08	0.18
▶ 4x100	24	Richardson, Battle, Hannan, Barrie		44.88		3/23/18	1	0.30	1.30
▶ 4x400	16	Richardson, Hannan, Wilson, Winters		3:36.89		3/23/18	5	0.51	5.51

## Scored bests come from PRE-SEASON DATA

▶ 400	14	Maggie BARRIE	SR	52.27		5/27/17	7	0.66	7.66
▶ 400	47	Beatrice HANNAN	SR	53.10		5/27/17	0.075	0.07	0.15
▶ 800m	25	Julia RIZK	JR	2:05.12		4/29/17	0.95	0.32	1.27
▶ 100H	21	Chantel RAY	SR	13.09w		5/12/17	2.5	0.40	2.90
▶ TJ	42	Mikaela SEIBERT	JR	12.86m	42-24	4/6/17	0.2	0.00	0.20
▶ SP	16	Sade OLATOYE	JR	16.69m	54-94	5/12/17	5	0.55	5.55
▶ HT	34	Sade OLATOYE	JR	61.47m	201-8	4/21/17	0.5	0.01	0.51

Team Total 25.71

"Scrd As", short for "Scored As", Standing used for place points portion of performance's score combining preseason data (when applied) to current season data

Numbers in BLACK are both the performance's actual NCAA rank AND "scored as" rank Numbers in RED indicate actual NCAA rank does not exist or is worse than "scored as" rank Numbers in BLUE indicate actual NCAA rank is better than "scored as" rank

USTFCCCA Non-Member

Non-Member Schools Will NOT be ranked, beginning Week 2



# USTFCCCA NCAA Division I National Team Computer Rankings

as of 4/2/2018 10:51:38 AM

## 2018 Outdoor Track & Field, Week #1

Only those who score >0.01 pts are shown  
D denotes multiple-event rule in affect

### WOMEN

72



Indiana

Big Ten Conference

▲ 4

Event	Scrd As	Athlete	Yr	Scored Mark		Date	Pl. Pts.	Bonus	TOTAL
Scored bests come from CURRENT season									
▶ 800m	32	Kendell WILES	SR	2:05.44		3/29/18	0.6	0.23	0.83
▶ 5000m	9	Katherine RECEVEUR	JR	15:43.26		3/30/18	14	1.28	15.28
▶ 5000m	28	Margaret ALLEN	JR	15:51.73		3/30/18	0.8	0.35	1.15
▶ 4x400	35	Egbula, Price, Valentin, Wiles		3:40.27		3/23/18	0.45	0.00	0.45
▶ SP	14	Khayla DAWSON	SO	16.72m	54-10%	3/23/18	7	0.59	7.59

#### Scored bests come from PRE-SEASON DATA

1500	48	Brenna CALDER	SR	4:19.12	5/26/16	0.05	0.00	0.05
------	----	---------------	----	---------	---------	------	------	------

Team Total 25.35

73



Fresno State

Mountain West Conference

▼ 10

Event	Scrd As	Athlete	Yr	Scored Mark		Date	Pl. Pts.	Bonus	TOTAL
Scored bests come from CURRENT season									
▶ JAV	17	Vanja SPAIC	JR	52.93m	173-8	3/16/18	4.5	0.55	5.05
Scored bests come from PRE-SEASON DATA									
▶ DISC	7	Kayla HOPKINS	SR	59.38m	194-9	5/27/17	18	1.66	19.66
▶ HEPT	33	Jestena MATTSON	JR	5,333		5/10/17	0.55	0.00	0.55

Team Total 25.26

74



Bucknell


Patriot League

▲ 123

Event	Scrd As	Athlete	Yr	Scored Mark	Date	Pl. Pts.	Bonus	TOTAL	
Scored bests come from CURRENT season									
► JAV	5	Maura FIAMONCINI	FR	56.21m	184-5	3/31/18	22	1.81	23.81

Team Total 23.81

75



Washington State

Pac-12 Conference

▼ 2

Event	Scrd As	Athlete	Yr	Scored Mark	Date	Pl. Pts.	Bonus	TOTAL	
Scored bests come from CURRENT season									
▶ 10k	44	Vallery KORIR	SR	33:52.28	3/30/18	0.15	0.06	0.21	
▶ 400H	23	Alissa BROOKS-JOHNSON	SR	57.86	3/30/18	1.5	0.36	1.86	
Scored bests come from PRE-SEASON DATA									
▶ JAV	20	Atina KAMASI	SO	52.32m	171-8	4/29/17	3	0.37	3.37
▶ JAV	49	Kelsey KEHL	SO	48.76m	159-11	5/13/17	0.025	0.00	0.03
▶ HEPT	8	Alissa BROOKS-JOHNSON	RS SR	5,803	5/17/15	16	1.54	17.54	

Team Total 23.00

76



North Carolina A&T

Mid-Eastern Athletic Conference

▲ 4

Event	Scrd As	Athlete	Yr	Scored Mark		Date	Pl. Pts.	Bonus	TOTAL
Scored bests come from CURRENT season									
▶ 4x100	17	Ray, Brown, Beasley, White		44.65		3/29/18	4.5	0.46	4.96
▶ 4x400	17	Ray, Williams, Russell, Lundy		3:36.91		3/29/18	4.5	0.51	5.01
▶ TJ	44	Anisa TOPPIN	JR	12.83m	42-1½ (-1.3)	3/29/18	0.15	0.00	0.15
Scored bests come from PRE-SEASON DATA									
100	39	India BROWN	SR	11.34		4/14/17	0.275	0.10	0.37
200m	28	India BROWN	SR	22.92		5/27/17	0.8	0.30	1.10
100H	12	Kayla WHITE	JR	12.94		5/27/17	9	0.91	9.91
LJ	29	Madeleine AKOBUNDU	SO	6.31m	20-8½	4/28/17	0.75	0.10	0.85

Team Total 22.35

77



Samford

Southern Conference

▼ 9

Event	Scrd As	Athlete	Yr	Scored Mark	Date	Pl. Pts.	Bonus	TOTAL
Scored bests come from PRE-SEASON DATA								
1500	6	Karisa NELSON	SR	4:10.91	5/5/17	20	1.68	21.68
Steeple	33	Emma GARNER	SR	10:11.76	5/11/17	0.55	0.05	0.60

Team Total 22.28

"Scrd As", short for "Scored As", Standing used for place points portion of performance's score combining preseason data (when applied) to current season data

Numbers in BLACK are both the performance's actual NCAA rank AND "scored as" rank Numbers in RED indicate actual NCAA rank does not exist or is worse than "scored as" rank Numbers in BLUE indicate actual NCAA rank is better than "scored as" rank

USTFCCCA Non-Member

Non-Member Schools Will NOT be ranked, beginning Week 2



## 2018 Outdoor Track &amp; Field, Week #1

Only those who score >0.01 pts are shown  
D denotes multiple-event rule in affect

## WOMEN

78



Prairie View A&amp;M

Southwestern Athletic Conference

▲ 49

Event	Scrd As	Athlete	Yr	Scored Mark	Date	Pl. Pts.	Bonus	TOTAL
Scored bests come from CURRENT season								
400H	6	Deonca BOOKMAN	SR	56.78	3/28/18	20	1.61	21.61
4x400	47	Rogers, Coleman, Mitchell-Jemiso, Bookman		3:42.00	3/29/18	0.075	0.00	0.08
HJ	34	Nekiesha BAILEY	JR	1.80m	5-10% 3/15/18	0.5	0.00	0.50
Team Total								22.18

79



Portland

West Coast Conference

▼ 8

Event	Scrd As	Athlete	Yr	Scored Mark	Date	Pl. Pts.	Bonus	TOTAL
Scored bests come from CURRENT season								
5000m	23	Taryn RAWLINGS	JR	15:49.38	3/30/18	1.5	0.54	2.04
Scored bests come from PRE-SEASON DATA								
1500	23	Taryn RAWLINGS	JR	4:16.42	5/12/17	1.5	0.33	1.83
10k	8	Lauren LAROCCO	RS JR	32:47.30	6/11/16	16	1.23	17.23
Team Total								21.10

80



BYU

Independent (DI)

▲ 1

Event	Scrd As	Athlete	Yr	Scored Mark	Date	Pl. Pts.	Bonus	TOTAL
Scored bests come from CURRENT season								
Steeple	37	Maddie CANNON	JR	10:12.76	3/30/18	0.35	0.00	0.35
400H	12	Brenna PORTER	JR	57.33	3/28/18	9	0.93	9.93
4x400	27	Quackenbush, Pinnock, Rawlinson, Porter		3:38.88	3/28/18	0.85	0.21	1.06
Scored bests come from PRE-SEASON DATA								
1500	29	Whitni ORTON	SO	4:17.50	3/31/17	0.75	0.20	0.95
Steeple	21	Courtney WAYMENT	SO	10:04.43	3/31/17	2.5	0.42	2.92
100H	47	Alyssa MONTEVERDE-DALTON	RS SR	13.34w	5/29/15	0.075	0.00	0.08
HJ	17	Andrea STAPLETON	JR	1.82m	5-11% 5/12/17	4.5	0.35	4.85
HJ	34	Lindsay YETTER	SO	1.80m	5-10% 3/31/17	0.5	0.00	0.50
Team Total								20.63

81




Kennesaw State

Atlantic Sun Conference

▲ 14

Event	Scrd As	Athlete	Yr	Scored Mark	Date	Pl. Pts.	Bonus	TOTAL
Scored bests come from CURRENT season								
400H	11	Jocelyn POWELL	SR	57.28	3/28/18	10	0.99	10.99
HEPT	44	Aliyah WHISBY	FR	5,286	3/22/18	0.15	0.00	0.15
Scored bests come from PRE-SEASON DATA								
100H	49	Jocelyn POWELL	SR	13.35	5/12/17	0.025	0.00	0.03
HEPT	13	Jordan GRAY	JR	5,641	5/12/17	8	0.83	8.83
Team Total								19.99

82



Utah

Pac-12 Conference

▲ 1

Event	Scrd As	Athlete	Yr	Scored Mark	Date	Pl. Pts.	Bonus	TOTAL
Scored bests come from CURRENT season								
Steeple	7	Grayson MURPHY	SR	9:51.36	3/30/18	18	1.50	19.50
Scored bests come from PRE-SEASON DATA								
5000m	38	Grayson MURPHY	SR	15:58.29	3/31/17	0.3	0.03	0.33
Team Total								19.83

83



SMU

American Athletic Conference

▲ 10

Event	Scrd As	Athlete	Yr	Scored Mark	Date	Pl. Pts.	Bonus	TOTAL
Scored bests come from CURRENT season								
100	21	Latessa JOHNSON	JR	11.25w (3.7)	3/28/18	2.5	0.35	2.85
10k	32	Hannah MILLER	SO	33:43.35	3/30/18	0.6	0.18	0.78
4x100	48	Center, Francis, Johnson, Pyle		45.48	3/23/18	0.05	0.00	0.05
SP	15	Tochi NLEMCHI	FR	16.71m 54-10	3/28/18	6	0.58	6.58
Scored bests come from PRE-SEASON DATA								
100	39	Chelsea FRANCIS	SO	11.34	5/12/17	0.275	0.10	0.37
200m	13	Latessa JOHNSON	JR	22.75w	4/2/16	8	0.55	8.55
Team Total								19.18

"Scrd As", short for "Scored As", Standing used for place points portion of performance's score combining preseason data (when applied) to current season data

Numbers in BLACK are both the performance's actual NCAA rank AND "scored as" rank Numbers in RED indicate actual NCAA rank does not exist or is worse than "scored as" rank Numbers in BLUE indicate actual NCAA rank is better than "scored as" rank

USTFCCCA Non-Member

Non-Member Schools Will NOT be ranked, beginning Week 2



## 2018 Outdoor Track &amp; Field, Week #1

Only those who score >0.01 pts are shown  
D denotes multiple-event rule in affect

## WOMEN

84



Tennessee Tech

Ohio Valley Conference

▼10

Event	Scrd As	Athlete	Yr	Scored Mark	Date	Pl. Pts.	Bonus	TOTAL
-------	---------	---------	----	-------------	------	----------	-------	-------

## Scored bests come from CURRENT season

4x400	24	Robinson, Jackson, Roberts, Tate		3:38.03	3/29/18	1	0.34	1.34
-------	----	----------------------------------	--	---------	---------	---	------	------

## Scored bests come from PRE-SEASON DATA

400	9	NaAsha ROBINSON	JR	52.00	5/27/17	14	0.96	14.96
400	22	D'Airen JACKSON	JR	52.64	3/26/16	2	0.32	2.32

Team Total 18.63

85



North Dakota

Big Sky Conference

▼10

Event	Scrd As	Athlete	Yr	Scored Mark	Date	Pl. Pts.	Bonus	TOTAL
-------	---------	---------	----	-------------	------	----------	-------	-------

## Scored bests come from PRE-SEASON DATA

DISC	32	Molli DETLOFF	SR	54.33m	178-3	3/17/17	0.6	0.00	0.60
HT	8	Molli DETLOFF	SR	64.98m	213-2	5/27/17	16	1.00	17.00

Team Total 17.60

86



Indiana State

Missouri Valley Conference

▲11

Event	Scrd As	Athlete	Yr	Scored Mark	Date	Pl. Pts.	Bonus	TOTAL
-------	---------	---------	----	-------------	------	----------	-------	-------

## Scored bests come from CURRENT season

▶ Steeple	11	Taylor AUSTIN	SR	9:54.01	3/30/18	10	1.16	11.16
▶ DISC	33	Erin REESE	JR	53.98m 177-1	3/31/18	0.55	0.00	0.55

## Scored bests come from PRE-SEASON DATA

▶ 1500	40	S. Brooke MOORE	JR	4:18.64	5/27/17	0.25	0.06	0.31
▶ HT	17	Erin REESE	JR	63.43m 208-1	4/22/17	4.5	0.48	4.98

Team Total 17.00

87



Northwestern State

Southland Conference

▼1

Event	Scrd As	Athlete	Yr	Scored Mark	Date	Pl. Pts.	Bonus	TOTAL
-------	---------	---------	----	-------------	------	----------	-------	-------

## Scored bests come from CURRENT season

▶ 100H	25	Daeshon GORDON	SR	13.12w	(3.2)	3/28/18	0.95	0.32	1.27
▶ 4x100	36	Gordon, Jones, Moore		45.18		3/16/18	0.4	0.10	0.50

## Scored bests come from PRE-SEASON DATA

4x400	33	Jones, Jackson, Lageroy, Moore		3:40.20	3/28/18	0.55	0.00	0.55
-------	----	--------------------------------	--	---------	---------	------	------	------

## Scored bests come from PRE-SEASON DATA

200m	51	De'Shalyn JONES	SR	23.12w	3/17/17	0.02		0.02
400H	10	Daeshon GORDON	SR	57.24	6/13/15	12	1.04	13.04

Team Total 15.38

88



Eastern Illinois

Ohio Valley Conference

▼1

Event	Scrd As	Athlete	Yr	Scored Mark	Date	Pl. Pts.	Bonus	TOTAL
-------	---------	---------	----	-------------	------	----------	-------	-------

## Scored bests come from PRE-SEASON DATA

HJ	9	Haleigh KNAPP	SR	1.84m	6-½	5/14/16	14	0.89	14.89
----	---	---------------	----	-------	-----	---------	----	------	-------

Team Total 14.89

88



Morgan State

Mid-Eastern Athletic Conference

▼1

Event	Scrd As	Athlete	Yr	Scored Mark	Date	Pl. Pts.	Bonus	TOTAL
-------	---------	---------	----	-------------	------	----------	-------	-------

## Scored bests come from PRE-SEASON DATA

HJ	9	Jailah MASON	SR	1.84m	6-½	4/25/15	14	0.89	14.89
----	---	--------------	----	-------	-----	---------	----	------	-------

Team Total 14.89

90



Southern Miss

Conference USA

▲34

Event	Scrd As	Athlete	Yr	Scored Mark	Date	Pl. Pts.	Bonus	TOTAL
-------	---------	---------	----	-------------	------	----------	-------	-------

## Scored bests come from CURRENT season

SP	34	Alexis CHILES	SR	16.00m	52-6	3/30/18	0.5	0.00	0.50
JAV	11	Callie JONES	FR	54.85m	179-11	3/23/18	10	1.14	11.14

## Scored bests come from PRE-SEASON DATA

SP	36	Brashe WOOD	SR	15.99m	52-5½	5/11/17	0.4	0.00	0.40
HT	23	Nadia MAFFO	SO	62.04m	203-6	4/28/17	1.5	0.15	1.65

Team Total 13.69

"Scrd As", short for "Scored As", Standing used for place points portion of performance's score combining preseason data (when applied) to current season data

Numbers in BLACK are both the performance's actual NCAA rank AND "scored as" rank Numbers in RED indicate actual NCAA rank does not exist or is worse than "scored as" rank Numbers in BLUE indicate actual NCAA rank is better than "scored as" rank

USTFCCCA Non-Member

Non-Member Schools Will NOT be ranked, beginning Week 2





## 2018 Outdoor Track &amp; Field, Week #1

Only those who score >0.01 pts are shown  
D denotes multiple-event rule in affect

## WOMEN

91



Oklahoma State

Big 12 Conference

▲ 1

Event	Scrd As	Athlete	Yr	Scored Mark	Date	Pl. Pts.	Bonus	TOTAL
-------	---------	---------	----	-------------	------	----------	-------	-------

## Scored bests come from CURRENT season

4x400	38	Dixon, Wesley, Coleman, Coleman		3:40.44	3/31/18	0.3	0.00	0.30
-------	----	---------------------------------	--	---------	---------	-----	------	------

## Scored bests come from PRE-SEASON DATA

800m	10	Kaylee DODD	SR	2:03.38	6/10/17	12	0.96	12.96
800m	50	Abbie HETHERINGTON	SR	2:06.26	5/6/16	0.01	0.00	0.01

Team Total 13.27

92



South Dakota

The Summit League

▼ 15

Event	Scrd As	Athlete	Yr	Scored Mark	Date	Pl. Pts.	Bonus	TOTAL
-------	---------	---------	----	-------------	------	----------	-------	-------

## Scored bests come from PRE-SEASON DATA

PV	10	Helen FALDA	SO	4.38m	14-4½	4/14/17	12	1.01	13.01
----	----	-------------	----	-------	-------	---------	----	------	-------

Team Total 13.01

93



Providence

BIG EAST Conference

▼ 15

Event	Scrd As	Athlete	Yr	Scored Mark	Date	Pl. Pts.	Bonus	TOTAL
-------	---------	---------	----	-------------	------	----------	-------	-------

## Scored bests come from CURRENT season

5000m	33	Catarina ROCHA	SR	15:55.86	3/30/18	0.55	0.14	0.69
5000m	35	Abbey WHEELER	SO	15:57.18	3/30/18	0.45	0.08	0.53

## Scored bests come from PRE-SEASON DATA

1500	13	Millie PALADINO	SR	4:12.54	5/27/17	8	1.07	9.07
10k	23	Sarah COLLINS	RS SR	33:36.36	5/11/14	1.5	0.28	1.78
10k	30	Catarina ROCHA	RS JR	33:40.30	4/1/16	0.7	0.22	0.92

Team Total 12.99

94



UTEP

Conference USA

▼ 12

Event	Scrd As	Athlete	Yr	Scored Mark	Date	Pl. Pts.	Bonus	TOTAL
-------	---------	---------	----	-------------	------	----------	-------	-------

## Scored bests come from PRE-SEASON DATA

800m	22	Lilian KOECH	JR	2:04.68	4/28/17	2	0.44	2.44
10k	41	Winnie KOECH	JR	33:51.31	4/13/17	0.225	0.08	0.30
HEPT	12	Lucia MOKRASOVA	SR	5,671	3/29/17	9	0.93	9.93

Team Total 12.67

95



Louisville

Atlantic Coast Conference

▲ 9

Event	Scrd As	Athlete	Yr	Scored Mark	Date	Pl. Pts.	Bonus	TOTAL
-------	---------	---------	----	-------------	------	----------	-------	-------

## Scored bests come from CURRENT season

▶ 10k	20	Dorcas WASIKE	FR	33:30.33		3/30/18	3	0.36	3.36
▶ DISC	36	Makenli FORREST	FR	53.75m	176-4	3/31/18	0.4	0.00	0.40
▶ HT	28	Carsen CASSELL	JR	61.73m	202-6	3/31/18	0.8	0.07	0.87
▶ HT	41	Makenli FORREST	FR	60.53m	198-7	3/31/18	0.225	0.00	0.22

## Scored bests come from PRE-SEASON DATA

PV	42	Morgan ZACHARIAS	JR	4.13m	13-6½	4/28/17	0.2	0.00	0.20
LJ	26	Alexis GIBBONS	SO	6.32mw	20-9	4/14/17	0.9	0.14	1.04
HEPT	17	Holly HANKENSON	JR	5,556		3/29/17	4.5	0.55	5.05

Team Total 11.15

96



Virginia

Atlantic Coast Conference

▼ 12

Event	Scrd As	Athlete	Yr	Scored Mark	Date	Pl. Pts.	Bonus	TOTAL
-------	---------	---------	----	-------------	------	----------	-------	-------

## Scored bests come from CURRENT season

PV	16	Bridget GUY	JR	4.30m	14-1¼	3/16/18	5	0.61	5.61
----	----	-------------	----	-------	-------	---------	---	------	------

## Scored bests come from PRE-SEASON DATA

LJ	47	Mia BARRON	JR	6.22m	20-5	4/23/16	0.075	0.00	0.08
TJ	17	Kelly MCKEE	JR	13.17m	43-2½	5/12/17	4.5	0.35	4.85
JAV	48	Marija BOGAVAC	JR	48.96m	160-7	5/12/17	0.05	0.00	0.05
HEPT	36	Holly SULLIVAN	SR	5,317		5/12/17	0.4	0.00	0.40

Team Total 10.99

97



West Virginia

Big 12 Conference

▼ 6

Event	Scrd As	Athlete	Yr	Scored Mark	Date	Pl. Pts.	Bonus	TOTAL
-------	---------	---------	----	-------------	------	----------	-------	-------

## Scored bests come from CURRENT season

10k	42	Maggie DRAZBA	SR	33:51.71	3/30/18	0.2	0.07	0.27
-----	----	---------------	----	----------	---------	-----	------	------

## Scored bests come from PRE-SEASON DATA

Steeple	17	Amy CASHIN	SR	10:01.19		5/27/17	4.5	0.59	5.09
PV	42	Maddie GARDNER	JR	4.13m	13-6½	4/21/17	0.2	0.00	0.20
LJ	34	Danique BRYAN	JR	6.28m	20-7½	4/14/17	0.5	0.00	0.50
TJ	18	Shamoya MCNEIL	SR	13.16mw	43-2½	5/12/17	4	0.33	4.33
TJ	33	Danique BRYAN	JR	12.99m	42-7½	4/21/17	0.55	0.02	0.57

Team Total 10.97

"Scrd As", short for "Scored As", Standing used for place points portion of performance's score combining preseason data (when applied) to current season data

Numbers in BLACK are both the performance's actual NCAA rank AND "scored as" rank Numbers in RED indicate actual NCAA rank does not exist or is worse than "scored as" rank Numbers in BLUE indicate actual NCAA rank is better than "scored as" rank

USTFCCCA Non-Member

Non-Member Schools Will NOT be ranked, beginning Week 2





# USTFCCCA NCAA Division I National Team Computer Rankings

## 2018 Outdoor Track & Field, Week #1

as of 4/2/2018 10:51:39 AM

Only those who score >0.01 pts are shown  
D denotes multiple-event rule in affect

### WOMEN

# 98



## North Carolina

### Atlantic Coast Conference

# ▼13

Event	Scrd As	Athlete	Yr	Scored Mark	Date	Pl. Pts.	Bonus	TOTAL
-------	---------	---------	----	-------------	------	----------	-------	-------

#### Scored bests come from CURRENT season

▶ 10k	46	Caroline ALCORTA	JR	33:54.23		3/30/18	0.1	0.04	0.14
▶ HT	38	Jillian SHIPPEE	FR	60.82m	199-6	3/16/18	0.3	0.00	0.30

#### Scored bests come from PRE-SEASON DATA

▶ 1500	39	Caroline ALCORTA	RS JR	4:18.57		5/13/16	0.275	0.07	0.34
▶ HJ	17	Nicole GREENE	JR	1.82m	5-11½	5/12/17	4.5	0.35	4.85
▶ PV	19	Anna EATON	JR	4.23m	13-10½	4/29/17	3.5	0.31	3.81
▶ TJ	48	Alexis GANNON	SR	12.79m	41-11½	4/6/17	0.05	0.00	0.05
▶ HEPT	31	Tory KEMP	RS SR	5,366		5/10/14	0.65	0.00	0.65

**Team Total 10.14**

# 99



## Pittsburgh

### Atlantic Coast Conference

# ▲34

Event	Scrd As	Athlete	Yr	Scored Mark	Date	Pl. Pts.	Bonus	TOTAL
-------	---------	---------	----	-------------	------	----------	-------	-------

#### Scored bests come from CURRENT season

▶ 4x400	13	Harvey, Newkirk, Ismail, Garland		3:36.56	3/28/18	8	0.57	8.57
---------	----	----------------------------------	--	---------	---------	---	------	------

#### Scored bests come from PRE-SEASON DATA

▶ 10k	38	Gillian SCHRIEVER	JR	33:50.03		0.3	0.09	0.39	
▶ 400H	46	Quadaisha NEWKIRK	SR	58.94	4/27/17	0.1	0.00	0.10	
▶ HT	30	Andin FOSAM	SR	61.67m	202-4	3/25/17	0.7	0.06	0.76

**Team Total 9.82**

# 100



## William and Mary

### Colonial Athletic Association

# ▼10

Event	Scrd As	Athlete	Yr	Scored Mark	Date	Pl. Pts.	Bonus	TOTAL
-------	---------	---------	----	-------------	------	----------	-------	-------

#### Scored bests come from PRE-SEASON DATA

▶ 10k	13	Regan ROME	SR	33:06.03			8	0.71	8.71
▶ HT	25	Leia MISTOWSKI	SR	62.03m	203-6	5/5/17	0.95	0.15	1.10

**Team Total 9.80**

# 101



## Brown

### Ivy League

# ▼3

Event	Scrd As	Athlete	Yr	Scored Mark	Date	Pl. Pts.	Bonus	TOTAL
-------	---------	---------	----	-------------	------	----------	-------	-------

#### Scored bests come from CURRENT season

▶ 10k	37	Megan RATCLIFFE	SR	33:49.57	3/30/18	0.35	0.10	0.45
▶ 10k	48	Carleen JEFFERS	JR	33:54.92	3/30/18	0.05	0.03	0.08

#### Scored bests come from PRE-SEASON DATA

▶ Steeple	19	Natalie SCHUDROWITZ	RS SR	10:02.63		5/29/15	3.5	0.52	4.02
▶ Steeple	40	Lucy VAN KLEUNEN	RS SR	10:13.20		5/29/15	0.25	0.00	0.25
▶ DISC	18	Josie NATRASEVSCHI	SR	56.00m	183-8	4/25/15	4	0.45	4.45
▶ HEPT	41	Carly PAUL	JR	5,296		5/6/17	0.225	0.00	0.22

**Team Total 9.47**

# 102



## TCU

### Big 12 Conference

# ▼13

Event	Scrd As	Athlete	Yr	Scored Mark	Date	Pl. Pts.	Bonus	TOTAL
-------	---------	---------	----	-------------	------	----------	-------	-------

#### Scored bests come from CURRENT season

▶ 4x400	49	Crawford, Heard, Payne, Aitken		3:42.26	3/16/18	0.025	0.00	0.03
---------	----	--------------------------------	--	---------	---------	-------	------	------

#### Scored bests come from PRE-SEASON DATA

▶ 100	30	Sabrina MOORE	SR	11.30w	5/27/17	0.7	0.21	0.91	
▶ 5000m	29	Brenley GOERTZEN	JR	15:51.78	3/31/17	0.75	0.34	1.09	
▶ 100H	16	Brittney TROUGHT	JR	13.04w	5/27/17	5	0.54	5.54	
▶ 400H	41	Lexi AITKEN	JR	58.86	3/29/17	0.225	0.00	0.22	
▶ LJ	31	Briona OLIVER	SR	6.29m	20-7½	4/15/17	0.65	0.01	0.66
▶ HT	39	Paola MIRANDA	SR	60.81m	199-6	5/27/16	0.275	0.00	0.28

**Team Total 8.72**

# 103



## Columbia

### Ivy League

# ▼4

Event	Scrd As	Athlete	Yr	Scored Mark	Date	Pl. Pts.	Bonus	TOTAL
-------	---------	---------	----	-------------	------	----------	-------	-------

#### Scored bests come from CURRENT season

▶ 10k	45	Abigail MCLAUGHLIN	SO	33:53.19	3/30/18	0.125	0.05	0.18
▶ 4x400	48	Petersen, Turner, Sule, Obeng-Akrofi		3:42.09	3/29/18	0.05	0.00	0.05

#### Scored bests come from PRE-SEASON DATA

▶ 400	19	Akua OBENG-AKROFI	SR	52.47	5/27/17	3.5	0.44	3.94
▶ Steeple	18	Nell CROSBY	JR	10:02.02	5/27/17	4	0.55	4.55

**Team Total 8.72**

"Scrd As", short for "Scored As", Standing used for place points portion of performance's score combining preseason data (when applied) to current season data

Numbers in BLACK are both the performance's actual NCAA rank AND "scored as" rank Numbers in RED indicate actual NCAA rank does not exist or is worse than "scored as" rank Numbers in BLUE indicate actual NCAA rank is better than "scored as" rank

USTFCCCA Non-Member

Non-Member Schools Will NOT be ranked, beginning Week 2



# USTFCCCA NCAA Division I National Team Computer Rankings

as of 4/2/2018 10:51:39 AM

## 2018 Outdoor Track & Field, Week #1

Only those who score >0.01 pts are shown  
D denotes multiple-event rule in affect

### WOMEN

# 104



## Delaware

### Colonial Athletic Association

# ▼ 4

Event	Scrd As	Athlete	Yr	Scored Mark	Date	Pl. Pts.	Bonus	TOTAL
-------	---------	---------	----	-------------	------	----------	-------	-------

Scored bests come from PRE-SEASON DATA

▶ DISC	13	Sarah HILLMAN	JR	56.75m	186-2	5/5/17	8	0.68	8.68
--------	----	---------------	----	--------	-------	--------	---	------	------

**Team Total 8.68**

# 105



## Charlotte

### Conference USA

# ▼ 11

Event	Scrd As	Athlete	Yr	Scored Mark	Date	Pl. Pts.	Bonus	TOTAL
-------	---------	---------	----	-------------	------	----------	-------	-------

Scored bests come from PRE-SEASON DATA

▶ 5000m	34	Caroline SANG	SR	15:56.34		6/10/17	0.5	0.12	0.62
---------	----	---------------	----	----------	--	---------	-----	------	------

▶ 10k	14	Caroline SANG	SR	33:09.67			7	0.64	7.64
-------	----	---------------	----	----------	--	--	---	------	------

**Team Total 8.26**

# 106



## Northern Illinois

### Mid-American Conference

# ▲ 1

Event	Scrd As	Athlete	Yr	Scored Mark	Date	Pl. Pts.	Bonus	TOTAL
-------	---------	---------	----	-------------	------	----------	-------	-------

Scored bests come from PRE-SEASON DATA

▶ HJ	14	Chennel PALMER	SR	1.83m	6-0	4/26/17	7	0.54	7.54
------	----	----------------	----	-------	-----	---------	---	------	------

**Team Total 7.54**

# 107



## Colorado State

### Mountain West Conference

# ▼ 6

Event	Scrd As	Athlete	Yr	Scored Mark	Date	Pl. Pts.	Bonus	TOTAL
-------	---------	---------	----	-------------	------	----------	-------	-------

Scored bests come from PRE-SEASON DATA

▶ HJ	34	Autumn GARDNER	SR	1.80m	5-10½	5/5/17	0.5	0.00	0.50
------	----	----------------	----	-------	-------	--------	-----	------	------

▶ DISC	48	Kelcey BEDARD	JR	52.99m	173-10	4/2/17	0.05	0.00	0.05
--------	----	---------------	----	--------	--------	--------	------	------	------

▶ HT	19	Linnea JONSSON	JR	63.17m	207-3	5/10/17	3.5	0.42	3.92
------	----	----------------	----	--------	-------	---------	-----	------	------

▶ HT	21	Kelcey BEDARD	JR	62.98m	206-7	5/5/17	2.5	0.37	2.87
------	----	---------------	----	--------	-------	--------	-----	------	------

**Team Total 7.34**

# 108



## Maryland

### Big Ten Conference

# ▼ 3

Event	Scrd As	Athlete	Yr	Scored Mark	Date	Pl. Pts.	Bonus	TOTAL
-------	---------	---------	----	-------------	------	----------	-------	-------

Scored bests come from CURRENT season

▶ 4x400	40	Santiago, Merriweather, Jones, Merriweather		3:40.49	3/22/18	0.25	0.00	0.25
---------	----	---	--	---------	---------	------	------	------

▶ HT	48	Emma O'HARA	SR	60.27m	197-9	3/22/18	0.05	0.00	0.05
------	----	-------------	----	--------	-------	---------	------	------	------

Scored bests come from PRE-SEASON DATA

▶ 1500	45	Alexandra LUCKI	SR	4:18.87		3/30/17	0.125	0.03	0.16
--------	----	-----------------	----	---------	--	---------	-------	------	------

▶ HJ	17	Peyton WADE	SR	1.82m	5-11½	4/21/17	4.5	0.35	4.85
------	----	-------------	----	-------	-------	---------	-----	------	------

▶ DISC	24	Claudia ABABIO	SR	55.08m	180-8	4/8/17	1	0.17	1.17
--------	----	----------------	----	--------	-------	--------	---	------	------

▶ HEPT	34	Peyton WADE	SR	5,324		5/15/16	0.5	0.00	0.50
--------	----	-------------	----	-------	--	---------	-----	------	------

▶ HEPT	38	Dallyssa HUGGINS	SO	5,307		5/12/17	0.3	0.00	0.30
--------	----	------------------	----	-------	--	---------	-----	------	------

**Team Total 7.27**

# 109



## Jacksonville

### Atlantic Sun Conference

# ▲ 16

Event	Scrd As	Athlete	Yr	Scored Mark	Date	Pl. Pts.	Bonus	TOTAL
-------	---------	---------	----	-------------	------	----------	-------	-------

Scored bests come from CURRENT season

▶ 800m	21	Michelle HOWELL	SR	2:04.61	3/29/18	2.5	0.46	2.96
--------	----	-----------------	----	---------	---------	-----	------	------

▶ 4x100	32	Guerra, Baldwin, Smiling, Toombs		45.11	3/23/18	0.6	0.15	0.75
---------	----	----------------------------------	--	-------	---------	-----	------	------

▶ 4x400	28	Williams, Smiling, Howell, Toombs		3:39.07	3/29/18	0.8	0.18	0.98
---------	----	-----------------------------------	--	---------	---------	-----	------	------

Scored bests come from PRE-SEASON DATA

▶ 100	49	Jacquelyn BALDWIN	JR	11.36		5/12/17	0.025	0.04	0.06
-------	----	-------------------	----	-------	--	---------	-------	------	------

▶ 200m	37	Jacquelyn BALDWIN	JR	22.98		5/27/17	0.35	0.22	0.57
--------	----	-------------------	----	-------	--	---------	------	------	------

▶ LJ	23	Stormm PHILLIPS	RS SR	6.35mw	20-10	4/22/16	1.5	0.27	1.77
------	----	-----------------	-------	--------	-------	---------	-----	------	------

**Team Total 7.09**

# 110



## Western Illinois

### The Summit League

# ▼ 2

Event	Scrd As	Athlete	Yr	Scored Mark	Date	Pl. Pts.	Bonus	TOTAL
-------	---------	---------	----	-------------	------	----------	-------	-------

Scored bests come from PRE-SEASON DATA

▶ TJ	15	Jasmine BROWN	SR	13.20m	43-3¾	5/30/15	6	0.41	6.41
------	----	---------------	----	--------	-------	---------	---	------	------

**Team Total 6.41**

"Scrd As", short for "Scored As", Standing used for place points portion of performance's score combining preseason data (when applied) to current season data

Numbers in BLACK are both the performance's actual NCAA rank AND "scored as" rank Numbers in RED indicate actual NCAA rank does not exist or is worse than "scored as" rank Numbers in BLUE indicate actual NCAA rank is better than "scored as" rank

USTFCCCA Non-Member

Non-Member Schools Will NOT be ranked, beginning Week 2



## 2018 Outdoor Track &amp; Field, Week #1

Only those who score >0.01 pts are shown  
D denotes multiple-event rule in affect

## WOMEN

111



Montana

Big Sky Conference

▼ 8

Event	Scrd As	Athlete	Yr	Scored Mark	Date	Pl. Pts.	Bonus	TOTAL
Scored bests come from PRE-SEASON DATA								
HT	22	Hana FEILZER	SR	62.86m	206-3	5/10/17	2 0.34	2.34
HEPT	19	Erika MCLEOD	SR	5,541		5/14/16	3.5 0.50	4.00
Team Total								6.34

112



South Dakota State

The Summit League

▲ 25

Event	Scrd As	Athlete	Yr	Scored Mark	Date	Pl. Pts.	Bonus	TOTAL
Scored bests come from CURRENT season								
Steeple	16	Rachel KING	JR	10:01.14		3/30/18	5 0.59	5.59
Scored bests come from PRE-SEASON DATA								
DISC	46	Kasie VOLLMER	JR	53.02m	173-11	5/27/17	0.1 0.00	0.10
HEPT	40	Vanessa LANE	SR	5,300		5/11/17	0.25 0.00	0.25
Team Total								5.94

113



UCF

American Athletic Conference

▼ 4

Event	Scrd As	Athlete	Yr	Scored Mark	Date	Pl. Pts.	Bonus	TOTAL
Scored bests come from CURRENT season								
4x100	35	Wollaston, Williams, Holback, Williams		45.17		3/16/18	0.45 0.11	0.56
Scored bests come from PRE-SEASON DATA								
800m	18	Rosie CHAMBERLAIN	SR	2:04.19		4/13/17	4 0.58	4.58
400H	44	Ebony CREAR	SR	58.90		5/12/17	0.15 0.00	0.15
SP	47	Jhane' CARTER	JR	15.74m	51-7%	5/15/16	0.075 0.00	0.08
Team Total								5.36

114



Florida International

Conference USA

▼ 3

Event	Scrd As	Athlete	Yr	Scored Mark	Date	Pl. Pts.	Bonus	TOTAL
Scored bests come from PRE-SEASON DATA								
HJ	17	Clarissa CUTLIFF	JR	1.82m	5-11%	4/21/17	4.5 0.35	4.85
DISC	45	Gabrielle RAINS	SO	53.10m	174-2	3/17/17	0.125 0.00	0.13
Team Total								4.97

115



New Mexico State

Western Athletic Conference

▼ 19

Event	Scrd As	Athlete	Yr	Scored Mark	Date	Pl. Pts.	Bonus	TOTAL
Scored bests come from CURRENT season								
200m	44	Katara NELSON	SR	23.04	(1.4)	3/29/18	0.15 0.13	0.28
4x100	42	Tremble, Nelson, Scott, Joiner		45.36		3/29/18	0.2 0.00	0.20
Scored bests come from PRE-SEASON DATA								
JAV	18	Kayli FARMER	SR	52.70m	172-11		4 0.48	4.48
Team Total								4.96

116



Penn

Ivy League

▲ 79

Event	Scrd As	Athlete	Yr	Scored Mark	Date	Pl. Pts.	Bonus	TOTAL
Scored bests come from CURRENT season								
4x400	18	Ene, O'Neil, Taylor, Nwogwugwu		3:37.17		3/29/18	4 0.47	4.47
DISC	35	Maura KIMMEL	SO	53.83m	176-7	3/30/18	0.45 0.00	0.45
Team Total								4.92

117



Ball State

Mid-American Conference

▼ 4

Event	Scrd As	Athlete	Yr	Scored Mark	Date	Pl. Pts.	Bonus	TOTAL
Scored bests come from PRE-SEASON DATA								
HJ	17	Regan LEWIS	JR	1.82m	5-11%	5/11/17	4.5 0.35	4.85
Team Total								4.85

118



Kent State

Mid-American Conference

▼ 16

Event	Scrd As	Athlete	Yr	Scored Mark	Date	Pl. Pts.	Bonus	TOTAL
Scored bests come from PRE-SEASON DATA								
800m	26	Rachel BANKS	SO	2:05.14		5/12/17	0.9 0.31	1.21
PV	20	Samantha TOLLERUD	SR	4.22m	13-10	5/7/16	3 0.27	3.27
PV	47	Maria HERRIGAN	SO	4.11m	13-5%	4/21/17	0.075 0.00	0.08
HT	43	Gabrielle FIGUEROA	SR	60.48m	198-5	4/21/17	0.175 0.00	0.17
Team Total								4.73

"Scrd As", short for "Scored As", Standing used for place points portion of performance's score combining preseason data (when applied) to current season data

Numbers in BLACK are both the performance's actual NCAA rank AND "scored as" rank Numbers in RED indicate actual NCAA rank does not exist or is worse than "scored as" rank Numbers in BLUE indicate actual NCAA rank is better than "scored as" rank

USTFCCCA Non-Member

Non-Member Schools Will NOT be ranked, beginning Week 2



# USTFCCCA NCAA Division I National Team Computer Rankings

as of 4/2/2018 10:51:40 AM

## 2018 Outdoor Track & Field, Week #1

Only those who score >0.01 pts are shown  
D denotes multiple-event rule in affect

### WOMEN

# 119



## Louisiana

### Sun Belt Conference

# ▼ 9

Event	Scrd As	Athlete	Yr	Scored Mark	Date	Pl. Pts.	Bonus	TOTAL
-------	---------	---------	----	-------------	------	----------	-------	-------

Scored bests come from PRE-SEASON DATA

▶ 400H	19	Alena HRUSOCI	RS JR	57.74	5/13/16	3.5	0.43	3.93
--------	----	---------------	-------	-------	---------	-----	------	------

**Team Total 3.93**

# 120



## San Jose State

### Mountain West Conference

# ▼ 4

Event	Scrd As	Athlete	Yr	Scored Mark	Date	Pl. Pts.	Bonus	TOTAL
-------	---------	---------	----	-------------	------	----------	-------	-------

Scored bests come from PRE-SEASON DATA

▶ LJ	20	Destiny LONGMIRE	SO	6.39mw	20-11%	5/10/17	3	0.44	3.44
------	----	------------------	----	--------	--------	---------	---	------	------

▶ LJ	42	Kelsey JOHNSON-UPSHAW	SR	6.24mw	20-5%	5/27/17	0.2	0.00	0.20
------	----	-----------------------	----	--------	-------	---------	-----	------	------

▶ TJ	42	Nicole ILOANYA	RS JR	12.86m	42-2%	4/23/16	0.2	0.00	0.20
------	----	----------------	-------	--------	-------	---------	-----	------	------

**Team Total 3.84**

# 121



## UC Riverside

### Big West Conference

# ▼ 3

Event	Scrd As	Athlete	Yr	Scored Mark	Date	Pl. Pts.	Bonus	TOTAL
-------	---------	---------	----	-------------	------	----------	-------	-------

Scored bests come from PRE-SEASON DATA

▶ 800m	42	Faith MAKAU	RS SR	2:05.93	3/26/15	0.2	0.09	0.29
--------	----	-------------	-------	---------	---------	-----	------	------

▶ LJ	20	Taylor FLEMING	SR	6.39m	20-11%	5/14/16	3	0.44	3.44
------	----	----------------	----	-------	--------	---------	---	------	------

**Team Total 3.73**

# 122



## Bethune-Cookman

### Mid-Eastern Athletic Conference

# ▲ 53

Event	Scrd As	Athlete	Yr	Scored Mark	Date	Pl. Pts.	Bonus	TOTAL
-------	---------	---------	----	-------------	------	----------	-------	-------

Scored bests come from CURRENT season

▶ 4x100	20	McCreath-Tardie, Brinson, Nichols, Morrison		44.79	3/16/18	3	0.36	3.36
---------	----	---	--	-------	---------	---	------	------

▶ HJ	41	Quamecha MORRISON	JR	1.79m	5-10%	5/27/17	0.225	0.00	0.22
------	----	-------------------	----	-------	-------	---------	-------	------	------

**Team Total 3.59**

Scored bests come from PRE-SEASON DATA

▶ HJ	41	Quamecha MORRISON	JR	1.79m	5-10%	5/27/17	0.225	0.00	0.22
------	----	-------------------	----	-------	-------	---------	-------	------	------

**Team Total 3.59**

# 123



## Liberty

### Big South Conference

# ▼ 11

Event	Scrd As	Athlete	Yr	Scored Mark	Date	Pl. Pts.	Bonus	TOTAL
-------	---------	---------	----	-------------	------	----------	-------	-------

Scored bests come from CURRENT season

▶ HT	45	Dasiana LARSON	SR	60.41m	198-2	3/28/18	0.125	0.00	0.13
------	----	----------------	----	--------	-------	---------	-------	------	------

Scored bests come from PRE-SEASON DATA

▶ 400H	20	Kimone GREEN	SR	57.78	5/8/16	3	0.40	3.40
--------	----	--------------	----	-------	--------	---	------	------

**Team Total 3.53**

# 124



## Long Beach State

### Big West Conference

# ▲ 15

Event	Scrd As	Athlete	Yr	Scored Mark	Date	Pl. Pts.	Bonus	TOTAL
-------	---------	---------	----	-------------	------	----------	-------	-------

Scored bests come from CURRENT season

▶ 4x100	23	Hill, Chambers, Davis, Golden		44.85	3/31/18	1.5	0.32	1.82
---------	----	-------------------------------	--	-------	---------	-----	------	------

▶ 4x400	41	Alexander, Reynolds, Reynolds, Richardson		3:40.59	3/31/18	0.225	0.00	0.23
---------	----	---	--	---------	---------	-------	------	------

▶ HJ	34	Bria PALMER	JR	1.80m	5-10%	5/12/17	0.5	0.00	0.50
------	----	-------------	----	-------	-------	---------	-----	------	------

▶ HT	35	De'Ondra YOUNG	SR	61.41m	201-5	4/7/17	0.45	0.00	0.45
------	----	----------------	----	--------	-------	--------	------	------	------

**Team Total 3.00**

# 125



## Florida Atlantic

### Conference USA

# ▼ 11


Event	Scrd As	Athlete	Yr	Scored Mark	Date	Pl. Pts.	Bonus	TOTAL
-------	---------	---------	----	-------------	------	----------	-------	-------

Scored bests come from PRE-SEASON DATA

▶ HEPT	21	Frida THORSZS	SR	5,484	5/15/16	2.5	0.31	2.81
--------	----	---------------	----	-------	---------	-----	------	------

**Team Total 2.81**

# 126



## Wyoming

### Mountain West Conference

# ▲ 59

Event	Scrd As	Athlete	Yr	Scored Mark	Date	Pl. Pts.	Bonus	TOTAL
-------	---------	---------	----	-------------	------	----------	-------	-------

Scored bests come from CURRENT season

▶ TJ	21	Ja'la HENDERSON	JR	13.12m	43-½ (1.0)	3/31/18	2.5	0.26	2.76
------	----	-----------------	----	--------	------------	---------	-----	------	------

**Team Total 2.76**

"Scrd As", short for "Scored As", Standing used for place points portion of performance's score combining preseason data (when applied) to current season data

Numbers in BLACK are both the performance's actual NCAA rank AND "scored as" rank Numbers in RED indicate actual NCAA rank does not exist or is worse than "scored as" rank Numbers in BLUE indicate actual NCAA rank is better than "scored as" rank

USTFCCCA Non-Member

Non-Member Schools Will NOT be ranked, beginning Week 2



## 2018 Outdoor Track &amp; Field, Week #1

Only those who score >0.01 pts are shown  
D denotes multiple-event rule in affect

## WOMEN

127



Cal State Northridge

▼ 8

Big West Conference

Event	Scrd As	Athlete	Yr	Scored Mark	Date	Pl. Pts.	Bonus	TOTAL
-------	---------	---------	----	-------------	------	----------	-------	-------

## Scored bests come from CURRENT season

▶ 400H	28	De'Andrea YOUNG	FR	58.15		3/30/18	0.8	0.18	0.98
▶ SP	34	Brandy WILLIAMS	SO	16.00m	52-6	3/24/18	0.5	0.00	0.50

## Scored bests come from PRE-SEASON DATA

▶ 100H	26	Courtney ROBINSON	SR	13.13w	4/14/17	0.9	0.30	1.20
--------	----	-------------------	----	--------	---------	-----	------	------

Team Total 2.68

128



South Alabama

▼ 2

Sun Belt Conference

Event	Scrd As	Athlete	Yr	Scored Mark	Date	Pl. Pts.	Bonus	TOTAL
-------	---------	---------	----	-------------	------	----------	-------	-------

## Scored bests come from CURRENT season

▶ HJ	41	Olivia SWAN	SR	1.79m	5-10%	3/16/18	0.225	0.00	0.22
▶ HJ	41	Taylor DAMES	SR	1.79m	5-10%	3/16/18	0.225	0.00	0.22
▶ HT	32	Michaela PREACHUK	SR	61.50m	201-9	3/29/18	0.6	0.02	0.62

## Scored bests come from PRE-SEASON DATA

▶ JAV	31	Barbara RIVERA	SR	50.39m	165-4	5/12/17	0.65	0.00	0.65
▶ HEPT	29	Emile BERGE	SO	5.382		5/12/17	0.75	0.00	0.75

Team Total 2.47

129



Tulane

▼ 14

American Athletic Conference

Event	Scrd As	Athlete	Yr	Scored Mark	Date	Pl. Pts.	Bonus	TOTAL
-------	---------	---------	----	-------------	------	----------	-------	-------

## Scored bests come from PRE-SEASON DATA

▶ 400H	22	Jessica DUCKETT	JR	57.82	5/12/17	2	0.38	2.38
--------	----	-----------------	----	-------	---------	---	------	------

Team Total 2.38

130



Campbell

▼ 7

Big South Conference

Event	Scrd As	Athlete	Yr	Scored Mark	Date	Pl. Pts.	Bonus	TOTAL
-------	---------	---------	----	-------------	------	----------	-------	-------

## Scored bests come from PRE-SEASON DATA

▶ LJ	47	Sabina ALLEN	SR	6.22m	20-5	5/10/17	0.075	0.00	0.08
▶ TJ	22	Sabina ALLEN	SR	13.11m	43-¾	5/28/16	2	0.24	2.24

Team Total 2.32

131



Abilene Christian

▼ 11

Southland Conference

Event	Scrd As	Athlete	Yr	Scored Mark	Date	Pl. Pts.	Bonus	TOTAL
-------	---------	---------	----	-------------	------	----------	-------	-------

## Scored bests come from CURRENT season

▶ DISC	22	Kayla MELGAR	JR	55.51m	182-1	3/16/18	2	0.30	2.30
--------	----	--------------	----	--------	-------	---------	---	------	------

Team Total 2.30

132



Northern Iowa

▼ 4

Missouri Valley Conference

Event	Scrd As	Athlete	Yr	Scored Mark	Date	Pl. Pts.	Bonus	TOTAL
-------	---------	---------	----	-------------	------	----------	-------	-------

## Scored bests come from PRE-SEASON DATA

▶ HJ	41	Chaley RATH	RS SR	1.79m	5-10%	5/17/15	0.225	0.00	0.22
▶ HT	23	Sarah PATE	SR	62.04m	203-6	4/22/17	1.5	0.15	1.65

Team Total 1.87

133



UC Irvine

▲ 1

Big West Conference

Event	Scrd As	Athlete	Yr	Scored Mark	Date	Pl. Pts.	Bonus	TOTAL
-------	---------	---------	----	-------------	------	----------	-------	-------

## Scored bests come from CURRENT season

▶ 4x100	34	Bushnell, William-Mensah, Sambvani, Scott		45.16	3/22/18	0.5	0.12	0.62
---------	----	---	--	-------	---------	-----	------	------

## Scored bests come from PRE-SEASON DATA

▶ DISC	25	Barbara COWARD	JR	55.07m	180-8	3/10/17	0.95	0.17	1.12
--------	----	----------------	----	--------	-------	---------	------	------	------

Team Total 1.73

134



Cal Poly

▼ 13

Big West Conference

Event	Scrd As	Athlete	Yr	Scored Mark	Date	Pl. Pts.	Bonus	TOTAL
-------	---------	---------	----	-------------	------	----------	-------	-------

## Scored bests come from CURRENT season

▶ PV	37	Brooke TJERRILD	FR	4.15m	13-7¼	3/23/18	0.35	0.00	0.35
------	----	-----------------	----	-------	-------	---------	------	------	------

## Scored bests come from PRE-SEASON DATA

▶ 1500	42	Peyton BILO	JR	4:18.73	4/13/17	0.2	0.05	0.25
▶ 5000m	30	Peyton BILO	JR	15:52.01	3/31/17	0.7	0.32	1.02

Team Total 1.62

"Scrd As", short for "Scored As", Standing used for place points portion of performance's score combining preseason data (when applied) to current season data

Numbers in BLACK are both the performance's actual NCAA rank AND "scored as" rank Numbers in RED indicate actual NCAA rank does not exist or is worse than "scored as" rank Numbers in BLUE indicate actual NCAA rank is better than "scored as" rank

USTFCCCA Non-Member

Non-Member Schools Will NOT be ranked, beginning Week 2





## 2018 Outdoor Track &amp; Field, Week #1

Only those who score >0.01 pts are shown  
D denotes multiple-event rule in affect

## WOMEN

135



UT Arlington

Sun Belt Conference

▲ 9

Event	Scrd As	Athlete	Yr	Scored Mark	Date	Pl. Pts.	Bonus	TOTAL
-------	---------	---------	----	-------------	------	----------	-------	-------

Scored bests come from CURRENT season

▶ HJ	29	Alexus HENRY	JR	1.81m	5-11½	3/28/18	0.75	0.16	0.91
------	----	--------------	----	-------	-------	---------	------	------	------

Scored bests come from PRE-SEASON DATA

▶ PV	33	Madison PECOT	SR	4.18m	13-8½	4/14/17	0.55	0.09	0.64
------	----	---------------	----	-------	-------	---------	------	------	------

Team Total 1.55

136



UC Santa Barbara

Big West Conference

▼ 4

Event	Scrd As	Athlete	Yr	Scored Mark	Date	Pl. Pts.	Bonus	TOTAL
-------	---------	---------	----	-------------	------	----------	-------	-------

Scored bests come from PRE-SEASON DATA

▶ 1500	25	Jenna HINKLE	SR	4:16.62	3/31/17	0.95	0.30	1.25
--------	----	--------------	----	---------	---------	------	------	------

▶ 400H	43	Hope BENDER	JR	58.87	5/12/17	0.175	0.00	0.17
--------	----	-------------	----	-------	---------	-------	------	------

Team Total 1.43

137



Illinois

Big Ten Conference

▼ 15

Event	Scrd As	Athlete	Yr	Scored Mark	Date	Pl. Pts.	Bonus	TOTAL
-------	---------	---------	----	-------------	------	----------	-------	-------

Scored bests come from CURRENT season

▶ 4x100	45	Driver, Hargrove, Aduma, Rogers		45.41	3/31/18	0.125	0.00	0.13
---------	----	---------------------------------	--	-------	---------	-------	------	------

Scored bests come from PRE-SEASON DATA

▶ 800m	48	Nicole CHOQUETTE	SR	2:06.25	5/12/17	0.05	0.00	0.05
--------	----	------------------	----	---------	---------	------	------	------

▶ 100H	27	Jayla STEWART	JR	13.14w	4/26/17	0.85	0.27	1.12
--------	----	---------------	----	--------	---------	------	------	------

Team Total 1.30

138



Western Michigan

Mid-American Conference

▼ 8

Event	Scrd As	Athlete	Yr	Scored Mark	Date	Pl. Pts.	Bonus	TOTAL
-------	---------	---------	----	-------------	------	----------	-------	-------

Scored bests come from PRE-SEASON DATA

▶ 400	24	Ayiana GAINES	SR	52.70	5/14/16	1	0.29	1.29
-------	----	---------------	----	-------	---------	---	------	------

Team Total 1.29

139



UMBC

America East Conference

Event	Scrd As	Athlete	Yr	Scored Mark	Date	Pl. Pts.	Bonus	TOTAL
-------	---------	---------	----	-------------	------	----------	-------	-------

Scored bests come from CURRENT season

▶ JAV	24	Kelechi NWANAGA	FR	51.64m	169-5	3/29/18	1	0.16	1.16
-------	----	-----------------	----	--------	-------	---------	---	------	------

Team Total 1.16

140



Georgetown

BIG EAST Conference

▼ 5


Event	Scrd As	Athlete	Yr	Scored Mark	Date	Pl. Pts.	Bonus	TOTAL
-------	---------	---------	----	-------------	------	----------	-------	-------

Scored bests come from PRE-SEASON DATA

▶ Steeple	26	Meredith RIZZO	SR	10:07.93	4/21/17	0.9	0.24	1.14
-----------	----	----------------	----	----------	---------	-----	------	------

Team Total 1.14

141



USF

American Athletic Conference

▲ 56

Event	Scrd As	Athlete	Yr	Scored Mark	Date	Pl. Pts.	Bonus	TOTAL
-------	---------	---------	----	-------------	------	----------	-------	-------

Scored bests come from CURRENT season

▶ 4x100	27	Bazile, Francis, Fairley, Massie		44.96	3/16/18	0.85	0.25	1.10
---------	----	----------------------------------	--	-------	---------	------	------	------

Team Total 1.10

142



Southeastern Louisiana

Southland Conference

▼ 13

Event	Scrd As	Athlete	Yr	Scored Mark	Date	Pl. Pts.	Bonus	TOTAL
-------	---------	---------	----	-------------	------	----------	-------	-------

Scored bests come from PRE-SEASON DATA

▶ SP	25	Ashley DAVIS	SO	16.33m	53-7	5/6/17	0.95	0.11	1.06
------	----	--------------	----	--------	------	--------	------	------	------

Team Total 1.06

143



Coastal Carolina

Sun Belt Conference

▼ 26

Event	Scrd As	Athlete	Yr	Scored Mark	Date	Pl. Pts.	Bonus	TOTAL
-------	---------	---------	----	-------------	------	----------	-------	-------

Scored bests come from PRE-SEASON DATA

▶ 10k	28	Annie BOTHMA	SO	33:37.91	5/27/17	0.8	0.26	1.06
-------	----	--------------	----	----------	---------	-----	------	------

Team Total 1.06

"Scrd As", short for "Scored As", Standing used for place points portion of performance's score combining preseason data (when applied) to current season data

Numbers in BLACK are both the performance's actual NCAA rank AND "scored as" rank Numbers in RED indicate actual NCAA rank does not exist or is worse than "scored as" rank Numbers in BLUE indicate actual NCAA rank is better than "scored as" rank

USTFCCCA Non-Member

Non-Member Schools Will NOT be ranked, beginning Week 2





# USTFCCCA NCAA Division I National Team Computer Rankings

as of 4/2/2018 10:51:40 AM

## 2018 Outdoor Track & Field, Week #1

Only those who score >0.01 pts are shown  
D denotes multiple-event rule in affect

### WOMEN

# 144



## Binghamton

### America East Conference

# ▼ 1

Event	Scrd As	Athlete	Yr	Scored Mark	Date	Pl. Pts.	Bonus	TOTAL
Scored bests come from PRE-SEASON DATA								
► LJ	26	Keishorea ARMSTRONG	SR	6.32m	20-9	5/12/17	0.9	0.14 1.04
Team Total								1.04

# 145



## Lamar

### Southland Conference

# ▲ 11

Event	Scrd As	Athlete	Yr	Scored Mark	Date	Pl. Pts.	Bonus	TOTAL
Scored bests come from CURRENT season								
► HEPT	39	Migle MURASKAITE	FR	5,306	3/28/18	0.275	0.00	0.28
Scored bests come from PRE-SEASON DATA								
► LJ	31	Thai WILLIAMS	JR	6.29mw	20-7%	3/30/17	0.65	0.01 0.66
Team Total								0.94

# 146



## Towson

### Colonial Athletic Association

# ▼ 4

Event	Scrd As	Athlete	Yr	Scored Mark	Date	Pl. Pts.	Bonus	TOTAL
Scored bests come from PRE-SEASON DATA								
► HT	27	Ksenia SAFANOVA	SR	61.78m	202-8	4/8/17	0.85	0.09 0.94
Team Total								0.94

# 147



## Montana State

### Big Sky Conference

# ▼ 6

Event	Scrd As	Athlete	Yr	Scored Mark	Date	Pl. Pts.	Bonus	TOTAL
Scored bests come from PRE-SEASON DATA								
► 400H	29	Amanda JAYNES	SR	58.16		5/10/17	0.75	0.18 0.93
Team Total								0.93

# 148



## Omaha

### The Summit League

# ▼ 1

Event	Scrd As	Athlete	Yr	Scored Mark	Date	Pl. Pts.	Bonus	TOTAL
Scored bests come from PRE-SEASON DATA								
► HJ	29	Stephanie AHRENS	SR	1.81m	5-11½	4/15/16	0.75	0.16 0.91
Team Total								0.91

# 148



## Tennessee State

### Ohio Valley Conference

# ▼ 1

Event	Scrd As	Athlete	Yr	Scored Mark	Date	Pl. Pts.	Bonus	TOTAL
Scored bests come from PRE-SEASON DATA								
► HJ	29	Cyra BEARD	SR	1.81m	5-11½	5/14/16	0.75	0.16 0.91
Team Total								0.91

# 150



## Arkansas State

### Sun Belt Conference

# ▼ 10

Event	Scrd As	Athlete	Yr	Scored Mark	Date	Pl. Pts.	Bonus	TOTAL
Scored bests come from CURRENT season								
► HT	47	Calea CARR	SR	60.32m	197-11	3/31/18	0.075	0.00 0.08
Scored bests come from PRE-SEASON DATA								
► HJ	34	Darragh MAY	SR	1.80m	5-10%	4/6/17	0.5	0.00 0.50
► DISC	38	Calea CARR	SR	53.57m	175-9	5/27/17	0.3	0.00 0.30
Team Total								0.88

# 151




## Bowling Green

### Mid-American Conference

# ▼ 15

Event	Scrd As	Athlete	Yr	Scored Mark	Date	Pl. Pts.	Bonus	TOTAL
Scored bests come from PRE-SEASON DATA								
► 10k	50	Rachel WALNY	JR	33:55.49		5/27/17	0.01	0.02 0.03
► SP	28	Aliyah GUSTAFSON	SR	16.17m	53-¾	5/28/16	0.8	0.00 0.80
Team Total								0.83

# 152



## Stony Brook

### America East Conference

# ▼ 14

Event	Scrd As	Athlete	Yr	Scored Mark	Date	Pl. Pts.	Bonus	TOTAL
Scored bests come from PRE-SEASON DATA								
► 1500	32	Annika SISSON	SR	4:17.84		3/30/17	0.6	0.16 0.76
Team Total								0.76

"Scrd As", short for "Scored As", Standing used for place points portion of performance's score combining preseason data (when applied) to current season data

Numbers in BLACK are both the performance's actual NCAA rank AND "scored as" rank Numbers in RED indicate actual NCAA rank does not exist or is worse than "scored as" rank Numbers in BLUE indicate actual NCAA rank is better than "scored as" rank

USTFCCCA Non-Member

Non-Member Schools Will NOT be ranked, beginning Week 2



# USTFCCCA NCAA Division I National Team Computer Rankings

## 2018 Outdoor Track & Field, Week #1

as of 4/2/2018 10:51:41 AM

Only those who score >0.01 pts are shown  
D denotes multiple-event rule in affect

### WOMEN

# 153



## North Florida

### Atlantic Sun Conference

# ▼22

Event	Scrd As	Athlete	Yr	Scored Mark	Date	Pl. Pts.	Bonus	TOTAL
-------	---------	---------	----	-------------	------	----------	-------	-------

Scored bests come from PRE-SEASON DATA

▶ 10k	33	Eden MEYER	SR	33:43.36	3/24/17	0.55	0.18	0.73
-------	----	------------	----	----------	---------	------	------	------

**Team Total 0.73**

# 154



## Sacramento State

### Big Sky Conference

# ▲16

Event	Scrd As	Athlete	Yr	Scored Mark	Date	Pl. Pts.	Bonus	TOTAL
-------	---------	---------	----	-------------	------	----------	-------	-------

Scored bests come from CURRENT season

▶ 4x400	34	Zurn, Bedingfield, Revera, Schulz		3:40.25	3/31/18	0.5	0.00	0.50
---------	----	-----------------------------------	--	---------	---------	-----	------	------

Scored bests come from PRE-SEASON DATA

▶ HJ	41	Candice DOMINGUEZ	SR	1.79m	5-10%	5/10/17	0.225	0.00	0.22
------	----	-------------------	----	-------	-------	---------	-------	------	------

**Team Total 0.72**

# 155



## Rice

### Conference USA

# ▲6

Event	Scrd As	Athlete	Yr	Scored Mark	Date	Pl. Pts.	Bonus	TOTAL
-------	---------	---------	----	-------------	------	----------	-------	-------

Scored bests come from CURRENT season

▶ TJ	41	Michelle FOKAM	JR	12.89mw	42-3% (2.2)	3/28/18	0.225	0.00	0.22
------	----	----------------	----	---------	-------------	---------	-------	------	------

Scored bests come from PRE-SEASON DATA

▶ 200m	40	Hannah JACKSON	SO	23.00w	4/8/17	0.25	0.19	0.44
--------	----	----------------	----	--------	--------	------	------	------

**Team Total 0.66**

# 156



## Boston College

### Atlantic Coast Conference

# ▲32

Event	Scrd As	Athlete	Yr	Scored Mark	Date	Pl. Pts.	Bonus	TOTAL
-------	---------	---------	----	-------------	------	----------	-------	-------

Scored bests come from CURRENT season

▶ 1500	35	Paige DUCA	SO	4:18.04	3/30/18	0.45	0.13	0.58
--------	----	------------	----	---------	---------	------	------	------

**Team Total 0.58**

# 157



## Murray State

### Ohio Valley Conference

# ▼12

Event	Scrd As	Athlete	Yr	Scored Mark	Date	Pl. Pts.	Bonus	TOTAL
-------	---------	---------	----	-------------	------	----------	-------	-------

Scored bests come from PRE-SEASON DATA

▶ 100H	34	Jabreuna BRIMLETT	JR	13.22w	5/11/17	0.5	0.06	0.56
--------	----	-------------------	----	--------	---------	-----	------	------

**Team Total 0.56**

# 158



## Wichita State

### American Athletic Conference

# ▼8

Event	Scrd As	Athlete	Yr	Scored Mark	Date	Pl. Pts.	Bonus	TOTAL
-------	---------	---------	----	-------------	------	----------	-------	-------

Scored bests come from PRE-SEASON DATA

▶ JAV	33	Carlea MILES	JR	50.28m	164-11	5/15/16	0.55	0.00	0.55
-------	----	--------------	----	--------	--------	---------	------	------	------

**Team Total 0.55**

# 159



## East Carolina

### American Athletic Conference

# ▲3

Event	Scrd As	Athlete	Yr	Scored Mark	Date	Pl. Pts.	Bonus	TOTAL
-------	---------	---------	----	-------------	------	----------	-------	-------

Scored bests come from CURRENT season

▶ 4x100	41	Woodall, Warner, Singletary, Dawson		45.35	3/30/18	0.225	0.00	0.23
---------	----	-------------------------------------	--	-------	---------	-------	------	------

Scored bests come from PRE-SEASON DATA

▶ SP	38	Galissia CAUSE	SR	15.90m	52-2	3/30/17	0.3	0.00	0.30
------	----	----------------	----	--------	------	---------	-----	------	------

**Team Total 0.53**

# 160



## UC Davis

### Big West Conference

# unch

Event	Scrd As	Athlete	Yr	Scored Mark	Date	Pl. Pts.	Bonus	TOTAL
-------	---------	---------	----	-------------	------	----------	-------	-------

Scored bests come from CURRENT season

▶ 4x100	49	McGee, Butler, Davis, Adolphus		45.50	3/31/18	0.025	0.00	0.03
---------	----	--------------------------------	--	-------	---------	-------	------	------

Scored bests come from PRE-SEASON DATA

▶ HJ	34	Erinn BEATTIE	JR	1.80m	5-10%	5/12/17	0.5	0.00	0.50
------	----	---------------	----	-------	-------	---------	-----	------	------

**Team Total 0.53**

"Scrd As", short for "Scored As", Standing used for place points portion of performance's score combining preseason data (when applied) to current season data

Numbers in BLACK are both the performance's actual NCAA rank AND "scored as" rank Numbers in RED indicate actual NCAA rank does not exist or is worse than "scored as" rank Numbers in BLUE indicate actual NCAA rank is better than "scored as" rank

USTFCCCA Non-Member

Non-Member Schools Will NOT be ranked, beginning Week 2



## 2018 Outdoor Track &amp; Field, Week #1

Only those who score >0.01 pts are shown  
D denotes multiple-event rule in affect

## WOMEN

161



Miami (Ohio)

▼ 9

Mid-American Conference

Event	Scrd As	Athlete	Yr	Scored Mark	Date	Pl. Pts.	Bonus	TOTAL
-------	---------	---------	----	-------------	------	----------	-------	-------

Scored bests come from PRE-SEASON DATA

▶ JAV	34	Danielle COLLIER	JR	50.22m	164-9	5/11/17	0.5	0.00	0.50
-------	----	------------------	----	--------	-------	---------	-----	------	------

Team Total 0.50

162



Dartmouth

▼ 13

Ivy League

Event	Scrd As	Athlete	Yr	Scored Mark	Date	Pl. Pts.	Bonus	TOTAL
-------	---------	---------	----	-------------	------	----------	-------	-------

Scored bests come from PRE-SEASON DATA

▶ 100H	35	Cha'Mia ROTHWELL	SO	13.23w		5/6/17	0.45	0.03	0.48
--------	----	------------------	----	--------	--	--------	------	------	------

Team Total 0.48

163



St. John's (N.Y.)

▼ 8

BIG EAST Conference

Event	Scrd As	Athlete	Yr	Scored Mark	Date	Pl. Pts.	Bonus	TOTAL
-------	---------	---------	----	-------------	------	----------	-------	-------

Scored bests come from CURRENT season

▶ 400	38	Maya STEPHENS	SR	52.91		3/16/18	0.3	0.17	0.47
-------	----	---------------	----	-------	--	---------	-----	------	------

Team Total 0.47

164



Oral Roberts

▲ 33

The Summit League

Event	Scrd As	Athlete	Yr	Scored Mark	Date	Pl. Pts.	Bonus	TOTAL
-------	---------	---------	----	-------------	------	----------	-------	-------

Scored bests come from CURRENT season

▶ 4x100	37	Burnett, Etim, Abire, Stubbs		45.19		3/31/18	0.35	0.10	0.45
---------	----	------------------------------	--	-------	--	---------	------	------	------

Team Total 0.45

165



Toledo

▲ 32

Mid-American Conference

Event	Scrd As	Athlete	Yr	Scored Mark	Date	Pl. Pts.	Bonus	TOTAL
-------	---------	---------	----	-------------	------	----------	-------	-------

Scored bests come from CURRENT season

▶ 1500	38	Janelle NOE	JR	4:18.56		3/30/18	0.3	0.07	0.37
▶ 400H	48	Yana KHABINA	SO	59.01		3/30/18	0.05	0.00	0.05

Team Total 0.42

166



Missouri State

▼ 15

Missouri Valley Conference

Event	Scrd As	Athlete	Yr	Scored Mark	Date	Pl. Pts.	Bonus	TOTAL
-------	---------	---------	----	-------------	------	----------	-------	-------

Scored bests come from PRE-SEASON DATA

▶ 100	39	Marissa KURTIMAH	SR	11.34		5/15/16	0.275	0.10	0.37
-------	----	------------------	----	-------	--	---------	-------	------	------

▶ 200m	51	Marissa KURTIMAH	SR	23.12w		4/22/16	0.02		0.02
--------	----	------------------	----	--------	--	---------	------	--	------

Team Total 0.39

167



Incarnate Word

▲ 19

Southland Conference

Event	Scrd As	Athlete	Yr	Scored Mark	Date	Pl. Pts.	Bonus	TOTAL
-------	---------	---------	----	-------------	------	----------	-------	-------

Scored bests come from CURRENT season

▶ 100H	44	Jerica LOVE	JR	13.32w (3.2)		3/28/18	0.15	0.00	0.15
--------	----	-------------	----	--------------	--	---------	------	------	------

▶ LJ	44	Sarea ALEXANDER	JR	6.23mw 20-5¼ (2.2)		3/28/18	0.15	0.00	0.15
------	----	-----------------	----	--------------------	--	---------	------	------	------

▶ TJ	48	Sarea ALEXANDER	JR	12.79m 41-11½ (1.7)		3/23/18	0.05	0.00	0.05
------	----	-----------------	----	---------------------	--	---------	------	------	------

Team Total 0.35

168



Buffalo

▼ 10

Mid-American Conference

Event	Scrd As	Athlete	Yr	Scored Mark	Date	Pl. Pts.	Bonus	TOTAL
-------	---------	---------	----	-------------	------	----------	-------	-------

Scored bests come from PRE-SEASON DATA

▶ DISC	37	Miranda DAUCHER	SR	53.72m 176-3		4/4/15	0.35	0.00	0.35
--------	----	-----------------	----	--------------	--	--------	------	------	------

Team Total 0.35

168



ETSU

▼ 15

Southern Conference

Event	Scrd As	Athlete	Yr	Scored Mark	Date	Pl. Pts.	Bonus	TOTAL
-------	---------	---------	----	-------------	------	----------	-------	-------

Scored bests come from PRE-SEASON DATA

▶ 100H	37	Kyra ATKINS	JR	13.25w		5/11/17	0.35	0.00	0.35
--------	----	-------------	----	--------	--	---------	------	------	------

Team Total 0.35

168



Texas A&amp;M-Corpus Christi

▲ 25

Southland Conference

Event	Scrd As	Athlete	Yr	Scored Mark	Date	Pl. Pts.	Bonus	TOTAL
-------	---------	---------	----	-------------	------	----------	-------	-------

Scored bests come from CURRENT season

▶ PV	37	Hannah MCWILLIAMS	SR	4.15m 13-7¼		3/28/18	0.35	0.00	0.35
------	----	-------------------	----	-------------	--	---------	------	------	------

Team Total 0.35

"Scrd As", short for "Scored As", Standing used for place points portion of performance's score combining preseason data (when applied) to current season data

Numbers in BLACK are both the performance's actual NCAA rank AND "scored as" rank Numbers in RED indicate actual NCAA rank does not exist or is worse than "scored as" rank Numbers in BLUE indicate actual NCAA rank is better than "scored as" rank

USTFCCCA Non-Member

Non-Member Schools Will NOT be ranked, beginning Week 2



# USTFCCCA NCAA Division I National Team Computer Rankings

## 2018 Outdoor Track & Field, Week #1

as of 4/2/2018 10:51:41 AM

Only those who score >0.01 pts are shown  
D denotes multiple-event rule in affect

### WOMEN

# 171



## Ohio

### Mid-American Conference

# ▼14

Event	Scrd As	Athlete	Yr	Scored Mark	Date	Pl. Pts.	Bonus	TOTAL
-------	---------	---------	----	-------------	------	----------	-------	-------

Scored bests come from PRE-SEASON DATA

▶ SP	38	Jordan PORTER	SR	15.90m	52-2	4/21/17	0.3	0.00	0.30
------	----	---------------	----	--------	------	---------	-----	------	------

Team Total 0.30

# 172



## Albany

### America East Conference

# ▲25

Event	Scrd As	Athlete	Yr	Scored Mark	Date	Pl. Pts.	Bonus	TOTAL
-------	---------	---------	----	-------------	------	----------	-------	-------

Scored bests come from CURRENT season

▶ 4x100	39	Osuji, Smith, Santana Rodrigu, Butterfield		45.32	3/29/18	0.275	0.01	0.28
---------	----	---	--	-------	---------	-------	------	------

Team Total 0.28

# 173



## Oregon State

### Pac-12 Conference

# ▼8

Event	Scrd As	Athlete	Yr	Scored Mark	Date	Pl. Pts.	Bonus	TOTAL
-------	---------	---------	----	-------------	------	----------	-------	-------

Scored bests come from CURRENT season

▶ JAV	39	Destiny DAWSON	JR	49.88m	163-7	3/30/18	0.275	0.00	0.28
-------	----	----------------	----	--------	-------	---------	-------	------	------

Team Total 0.28

# 173



## VCU

### Atlantic 10 Conference

# ▲7

Event	Scrd As	Athlete	Yr	Scored Mark	Date	Pl. Pts.	Bonus	TOTAL
-------	---------	---------	----	-------------	------	----------	-------	-------

Scored bests come from CURRENT season

▶ 4x400	45	Smith, Lyles, Watkins, James		3:41.32	3/22/18	0.125	0.00	0.13
---------	----	---------------------------------	--	---------	---------	-------	------	------

Scored bests come from PRE-SEASON DATA

▶ 400H	44	Kara LYLES	SO	58.90	4/15/17	0.15	0.00	0.15
--------	----	------------	----	-------	---------	------	------	------

Team Total 0.28

# 175



## Eastern Kentucky

### Ohio Valley Conference

# ▼29

Event	Scrd As	Athlete	Yr	Scored Mark	Date	Pl. Pts.	Bonus	TOTAL
-------	---------	---------	----	-------------	------	----------	-------	-------

Scored bests come from PRE-SEASON DATA

▶ 5000m	40	Charlotte IMER	SR	15:59.32	3/31/17	0.25	0.00	0.25
---------	----	----------------	----	----------	---------	------	------	------

Team Total 0.25

# 175



## Hawaii'i

### Big West Conference

# ▼12

Event	Scrd As	Athlete	Yr	Scored Mark	Date	Pl. Pts.	Bonus	TOTAL
-------	---------	---------	----	-------------	------	----------	-------	-------

Scored bests come from PRE-SEASON DATA

▶ JAV	40	Feliciana VAZQUEZ	RS JR	49.74m	163-2	4/14/16	0.25	0.00	0.25
-------	----	-------------------	-------	--------	-------	---------	------	------	------

Team Total 0.25

# 175



## Tulsa

### American Athletic Conference

# ▼10

Event	Scrd As	Athlete	Yr	Scored Mark	Date	Pl. Pts.	Bonus	TOTAL
-------	---------	---------	----	-------------	------	----------	-------	-------

Scored bests come from PRE-SEASON DATA

▶ DISC	40	Cecilya JOHNSON	RS SO	53.41m	175-2	5/12/16	0.25	0.00	0.25
--------	----	-----------------	-------	--------	-------	---------	------	------	------

Team Total 0.25

# 175



## Youngstown State

### Horizon League

# ▼8

Event	Scrd As	Athlete	Yr	Scored Mark	Date	Pl. Pts.	Bonus	TOTAL
-------	---------	---------	----	-------------	------	----------	-------	-------

Scored bests come from PRE-SEASON DATA

▶ SP	40	Jaynee CORBETT	SR	15.86m	52-½	5/12/17	0.25	0.00	0.25
------	----	----------------	----	--------	------	---------	------	------	------

Team Total 0.25

# 179



## Norfolk State

### Mid-Eastern Athletic Conference

# ▼6

Event	Scrd As	Athlete	Yr	Scored Mark	Date	Pl. Pts.	Bonus	TOTAL
-------	---------	---------	----	-------------	------	----------	-------	-------

Scored bests come from PRE-SEASON DATA

▶ 800m	43	Martha BISSAH	SO	2:06.05		4/29/17	0.175	0.06	0.23
--------	----	---------------	----	---------	--	---------	-------	------	------

Team Total 0.23

# 180



## UTSA

### Conference USA

# ▲17

Event	Scrd As	Athlete	Yr	Scored Mark	Date	Pl. Pts.	Bonus	TOTAL
-------	---------	---------	----	-------------	------	----------	-------	-------

Scored bests come from CURRENT season

▶ 4x100	47	Henderson, Arinze, Esemema, Jackson		45.44		3/22/18	0.075	0.00	0.08
---------	----	--	--	-------	--	---------	-------	------	------

▶ 4x400	44	Gibson, Arinze, Andres, Jackson		3:41.06		3/22/18	0.15	0.00	0.15
---------	----	------------------------------------	--	---------	--	---------	------	------	------

Team Total 0.23

"Scrd As", short for "Scored As", Standing used for place points portion of performance's score combining preseason data (when applied) to current season data

Numbers in BLACK are both the performance's actual NCAA rank AND "scored as" rank Numbers in RED indicate actual NCAA rank does not exist or is worse than "scored as" rank Numbers in BLUE indicate actual NCAA rank is better than "scored as" rank

USTFCCCA Non-Member

Non-Member Schools Will NOT be ranked, beginning Week 2



# USTFCCCA NCAA Division I National Team Computer Rankings

as of 4/2/2018 10:51:42 AM

## 2018 Outdoor Track & Field, Week #1

Only those who score >0.01 pts are shown  
D denotes multiple-event rule in affect

### WOMEN

181



Idaho

Big Sky Conference

▼ 6

Event	Scrd As	Athlete	Yr	Scored Mark	Date	Pl. Pts.	Bonus	TOTAL
Scored bests come from PRE-SEASON DATA								
HJ	41	Katelyn PETERSON	RS SR	1.79m	5/17/14	0.225	0.00	0.22
Team Total								0.22

182



Drake

Missouri Valley Conference

▼ 14

Event	Scrd As	Athlete	Yr	Scored Mark	Date	Pl. Pts.	Bonus	TOTAL
Scored bests come from PRE-SEASON DATA								
100H	42	Mary YOUNG	SR	13.30w	5/17/15	0.2	0.00	0.20
Team Total								0.20

182



Elon

Colonial Athletic Association

▼ 14

Event	Scrd As	Athlete	Yr	Scored Mark	Date	Pl. Pts.	Bonus	TOTAL
Scored bests come from PRE-SEASON DATA								
DISC	42	Bryanna HAMES	SR	53.20m	5/27/17	0.2	0.00	0.20
Team Total								0.20

182



Western Kentucky

Conference USA

▼ 28

Event	Scrd As	Athlete	Yr	Scored Mark	Date	Pl. Pts.	Bonus	TOTAL
Scored bests come from PRE-SEASON DATA								
PV	42	Morgan MCINTYRE	SR	4.13m	4/7/17	0.2	0.00	0.20
Team Total								0.20

185



George Mason

Atlantic 10 Conference

▲ 12

Event	Scrd As	Athlete	Yr	Scored Mark	Date	Pl. Pts.	Bonus	TOTAL
Scored bests come from CURRENT season								
4x400	42	Dorsey, Lewis, Lucas, Moore		3:40.70	3/30/18	0.2	0.00	0.20
Team Total								0.20

186



Marquette

BIG EAST Conference

▼ 9

Event	Scrd As	Athlete	Yr	Scored Mark	Date	Pl. Pts.	Bonus	TOTAL
Scored bests come from PRE-SEASON DATA								
HEPT	43	Monique FELIX	JR	5,287	4/12/17	0.175	0.00	0.17
Team Total								0.17

186



North Texas

Conference USA

▼ 23

Event	Scrd As	Athlete	Yr	Scored Mark	Date	Pl. Pts.	Bonus	TOTAL
Scored bests come from PRE-SEASON DATA								
JAV	43	Kristyn ARCHULETTA	SO	49.39m	5/11/17	0.175	0.00	0.17
Team Total								0.17

188



Weber State

Big Sky Conference

▼ 29

Event	Scrd As	Athlete	Yr	Scored Mark	Date	Pl. Pts.	Bonus	TOTAL
Scored bests come from PRE-SEASON DATA								
100H	44	Tawnie MOORE	SR	13.32w	5/27/17	0.15	0.00	0.15
Team Total								0.15

189



Sam Houston State

Southland Conference

▲ 8

Event	Scrd As	Athlete	Yr	Scored Mark		Date	Pl. Pts.	Bonus	TOTAL
Scored bests come from CURRENT season									
▶ TJ	47	Tristyn ALLEN	JR	12.80m	42-0 (1.5)	3/28/18	0.075	0.00	0.08
▶ SP	48	Kristine HANKS	SR	15.73m	51-7½	3/22/18	0.05	0.00	0.05
Team Total									0.13

190



Nevada

Mountain West Conference

▼ 19

Event	Scrd As	Athlete	Yr	Scored Mark	Date	Pl. Pts.	Bonus	TOTAL
Scored bests come from PRE-SEASON DATA								
Steeple	45	Cora GALLOP	JR	10:14.73	3/31/17	0.125	0.00	0.13
Team Total								0.13

"Scrd As", short for "Scored As", Standing used for place points portion of performance's score combining preseason data (when applied) to current season data

Numbers in BLACK are both the performance's actual NCAA rank AND "scored as" rank Numbers in RED indicate actual NCAA rank does not exist or is worse than "scored as" rank Numbers in BLUE indicate actual NCAA rank is better than "scored as" rank

USTFCCCA Non-Member

Non-Member Schools Will NOT be ranked, beginning Week 2



## 2018 Outdoor Track &amp; Field, Week #1

Only those who score >0.01 pts are shown  
D denotes multiple-event rule in affect

## WOMEN

191



Appalachian State

▼14

Sun Belt Conference

Event	Scrd As	Athlete	Yr	Scored Mark	Date	Pl. Pts.	Bonus	TOTAL
-------	---------	---------	----	-------------	------	----------	-------	-------

Scored bests come from PRE-SEASON DATA

▶ TJ	46	Chelsey HARGRAVE	SR	12.82m	42-¾	4/28/17	0.1	0.00	0.10
------	----	------------------	----	--------	------	---------	-----	------	------

Team Total 0.10

191



Cal State Fullerton

▼20

Big West Conference

Event	Scrd As	Athlete	Yr	Scored Mark	Date	Pl. Pts.	Bonus	TOTAL
-------	---------	---------	----	-------------	------	----------	-------	-------

Scored bests come from PRE-SEASON DATA

▶ PV	46	Bryn WILLIAMSON	SR	4.12m	13-6½	5/12/17	0.1	0.00	0.10
------	----	-----------------	----	-------	-------	---------	-----	------	------

Team Total 0.10

191



Dayton

▲6

Atlantic 10 Conference

Event	Scrd As	Athlete	Yr	Scored Mark	Date	Pl. Pts.	Bonus	TOTAL
-------	---------	---------	----	-------------	------	----------	-------	-------

Scored bests come from CURRENT season

▶ JAV	46	Lillian COOK	SO	48.99m	160-8	3/30/18	0.1	0.00	0.10
-------	----	--------------	----	--------	-------	---------	-----	------	------

Team Total 0.10

194



Alabama State

▼10

Southwestern Athletic Conference

Event	Scrd As	Athlete	Yr	Scored Mark	Date	Pl. Pts.	Bonus	TOTAL
-------	---------	---------	----	-------------	------	----------	-------	-------

Scored bests come from CURRENT season

▶ 4x100	49	Horn, Hackney, Whittaker, Evans		45.50	3/29/18	0.025	0.00	0.03
---------	----	------------------------------------	--	-------	---------	-------	------	------

Scored bests come from PRE-SEASON DATA

▶ 800m	48	Tatiana ETIENNE	RS SR	2:06.25	5/15/16	0.05	0.00	0.05
--------	----	-----------------	-------	---------	---------	------	------	------

Team Total 0.08

195



Gardner-Webb

▼15

Big South Conference

Event	Scrd As	Athlete	Yr	Scored Mark	Date	Pl. Pts.	Bonus	TOTAL
-------	---------	---------	----	-------------	------	----------	-------	-------

Scored bests come from PRE-SEASON DATA

▶ HT	49	Natasha AKBARIZADEH	SR	60.26m	197-8	5/10/17	0.025	0.00	0.03
------	----	---------------------	----	--------	-------	---------	-------	------	------

Team Total 0.03

195



Illinois State

▼16

Missouri Valley Conference

Event	Scrd As	Athlete	Yr	Scored Mark	Date	Pl. Pts.	Bonus	TOTAL
-------	---------	---------	----	-------------	------	----------	-------	-------

Scored bests come from PRE-SEASON DATA

▶ LJ	49	Amanda MCCLAIN	JR	6.20mw	20-4¼	4/8/17	0.025	0.00	0.03
------	----	----------------	----	--------	-------	--------	-------	------	------

Team Total 0.03

195



Marist

▼6

Metro Atlantic Athletic Conference

Event	Scrd As	Athlete	Yr	Scored Mark	Date	Pl. Pts.	Bonus	TOTAL
-------	---------	---------	----	-------------	------	----------	-------	-------

Scored bests come from PRE-SEASON DATA

▶ 400H	49	Alexandra HERNANDEZ	RS JR	59.03	5/6/16	0.025	0.00	0.03
--------	----	---------------------	-------	-------	--------	-------	------	------

Team Total 0.03

195



UMass

▼21

Atlantic 10 Conference

Event	Scrd As	Athlete	Yr	Scored Mark	Date	Pl. Pts.	Bonus	TOTAL
-------	---------	---------	----	-------------	------	----------	-------	-------

Scored bests come from PRE-SEASON DATA

▶ 1500	49	Heather MACLEAN	SR	4:19.19	4/21/17	0.025	0.00	0.03
--------	----	-----------------	----	---------	---------	-------	------	------

Team Total 0.03

"Scrd As", short for "Scored As", Standing used for place points portion of performance's score combining preseason data (when applied) to current season data

Numbers in BLACK are both the performance's actual NCAA rank AND "scored as" rank Numbers in RED indicate actual NCAA rank does not exist or is worse than "scored as" rank Numbers in BLUE indicate actual NCAA rank is better than "scored as" rank

USTFCCCA Non-Member

Non-Member Schools Will NOT be ranked, beginning Week 2