



USTFCCCA NCAA Division I National Team Computer Rankings

as of 4/16/2018 8:34:03 AM

2018 Outdoor Track & Field, Week #3

Only those who score >0.01 pts are shown
D denotes multiple-event rule in affect

MEN

1



Florida

Southeastern Conference

unch

Event	Scrd As	Athlete	Yr	Scored Mark	Date	Pl.	Pts.	Bonus	TOTAL
Scored bests come from CURRENT season									
100	24	Ryan CLARK	JR	10.16w (2.1)	4/13/18	1	0.33		1.33
100	30	Hakim SANI-BROWN	FR	10.19w (2.1)	4/13/18	0.7	0.23		0.93
100	51	Michael TIMPSON, JR.	JR	10.25w (2.1)	4/13/18		0.04		0.04
200m	58	Michael TIMPSON, JR.	JR	20.66w (3.1)	4/13/18		0.06		0.06
400	20	Chantz SAWYERS	FR	45.71	4/13/18	3	0.46		3.46
400	40	Benjamin VEDEL	FR	46.20	3/29/18	0.25	0.06		0.31
1500	65	Jack GUYTON	JR	3:43.57	3/29/18		0.06		0.06
110H	1	Grant HOLLOWAY	SO	13.16 (1.9)	4/13/18	30	4.00		34.00
110H	40	Cory POOLE	FR	13.90 (0.1)	3/23/18	0.25	0.02		0.27
400H	9	Cory POOLE	FR	50.35	3/29/18	14	0.90		14.90
4x100	4	Timpson, Jr, Sawyers, Holloway, Clark		38.96	4/13/18	24	2.51		26.51
4x400	1	Fasasi, Holloway, Sawyers, Vedel		3:01.00	3/29/18	30	3.82		33.82
HJ	7	Clayton BROWN	SO	2.24m 7-4¼	4/13/18	18	1.63		19.63
HJ	27	Jhonny VICTOR	JR	2.18m 7-1¼	4/13/18	0.85	0.04		0.89
TJ	5	Clayton BROWN	SO	16.40m 53-9¾ (0.7)	3/23/18	22	1.65		23.65
SP	35	Connor BANDEL	FR	18.76m 61-6¾	3/23/18	0.45	0.00		0.45
HT	4	Anders ERIKSSON	JR	73.58m 241-5	4/13/18	24	2.52		26.52
HT	8	Thomas MARDAL	FR	71.88m 235-10	3/29/18	16	1.63		17.63
HT	19	AJ MCFARLAND	JR	67.99m 223-0	4/13/18	3.5	0.40		3.90
Scored bests come from PRE-SEASON DATA									
200m	39	Ryan CLARK	JR	20.59	4/2/16	0.275	0.18		0.45
400	11	Kunle FASASI	JR	45.43	4/2/16	10	0.85		10.85
LJ	2	KeAndre BATES	SR	8.15mw 26-9	5/27/17	28	2.72		30.72
LJ	6	Grant HOLLOWAY	SO	8.04m 26-4¾	4/15/17	20	1.45		21.45
TJ	2	KeAndre BATES	SR	16.76mw 55-0		28	3.25		31.25
Team Total									303.09

2



Texas Tech

Big 12 Conference

unch

Event	Scrd As	Athlete	Yr	Scored Mark	Date	Pl.	Pts.	Bonus	TOTAL
Scored bests come from CURRENT season									
200m	31	Divine ODUDURU	SO	20.54 (-1.4)	4/5/18	0.65	0.26		0.91
800m	5	Vincent CRISP	JR	1:46.31	4/5/18	22	1.43		23.43
400H	42	Norman GRIMES	FR	51.40	3/23/18	0.2	0.06		0.26
4x100	5	Tennon, Oduduru, Hudson, Brown		39.01	4/5/18	22	2.34		24.34
4x400	9	Hudson, Jones, Crisp, Grimes		3:06.41	4/5/18	14	1.05		15.05
PV	28	Brandon BRAY	SO	5.35m 17-6½	3/28/18	0.8	0.02		0.82
LJ	5	Odaine LEWIS	JR	8.08mw 26-6¾ (2.1)	3/23/18	22	1.91		23.91
TJ	37	Odaine LEWIS	JR	15.75m 51-8¾ (0.0)	4/5/18	0.35	0.10		0.45
DISC	11	Eric KICINSKI	JR	59.64m 195-8	3/23/18	10	0.93		10.93
Scored bests come from PRE-SEASON DATA									
100	17	Divine ODUDURU	SO	10.10w	4/22/17	4.5	0.53		5.03
200m	17	Andrew HUDSON	JR	20.43	4/6/17	4.5	0.45		4.95
400	4	Steven CHAMPLIN	SR	45.01	4/28/17	24	1.83		25.83
800m	12	Charles JONES	SR	1:46.70	4/6/17	9	1.02		10.02
110H	33	Darien TENNON	SR	13.86w	5/12/17	0.55	0.12		0.67
400H	30	Darien TENNON	SR	51.19	4/18/15	0.7	0.18		0.88
HJ	2	Trey CULVER	SR	2.26m 7-5	4/2/16	28	2.75		30.75
PV	12	Drew MCMICHAEL	JR	5.51m 18-1	5/12/17	9	0.76		9.76
LJ	1	Charles BROWN	JR	8.25mw 27-1	4/15/17	30	3.89		33.89
LJ	10	Justin HALL	SO	8.01mw 26-3½	4/15/17	12	1.13		13.13
TJ	19	Charles BROWN	JR	16.05m 52-8	5/28/16	3.5	0.56		4.06
JAV	15	Werner BOUWER	SO	72.16m 236-9	3/17/17	6	0.33		6.33
Team Total									245.40

"Scrd As", short for "Scored As", Standing used for place points portion of performance's score combining preseason data (when applied) to current season data

Numbers in BLACK are both the performance's actual NCAA rank AND "scored as" rank Numbers in RED indicate actual NCAA rank does not exist or is worse than "scored as" rank Numbers in BLUE indicate actual NCAA rank is better than "scored as" rank

USTFCCCA Non-Member

Non-Member Schools Will NOT be ranked, beginning Week 2



USTFCCCA NCAA Division I National Team Computer Rankings

as of 4/16/2018 8:34:03 AM

2018 Outdoor Track & Field, Week #3

Only those who score >0.01 pts are shown
D denotes multiple-event rule in affect

MEN

3



Texas A&M

Southeastern Conference

unch

Event	Scrd As	Athlete	Yr	Scored Mark		Date	Pl. Pts.	Bonus	TOTAL
Scored bests come from CURRENT season									
▶ 400	29	Devin DIXON	SO	45.96		3/16/18	0.75	0.25	1.00
▶ 400	36	Bryce DEADMON	SO	46.12		3/16/18	0.4	0.12	0.52
▶ 800m	43	Efrain HERNANDEZ	SR	1:48.32		4/14/18	0.175	0.10	0.27
▶ 1500	52	Alex RIBA	SR	3:43.06		4/14/18		0.13	0.13
▶ 400H	7	Iloilo IZU	JR	50.00		3/28/18	18	1.30	19.30
▶ 400H	28	Jackson DAVIS	SR	51.11		3/28/18	0.8	0.22	1.02
▶ 400H	30	Infinite TUCKER	SO	51.19		4/7/18	0.7	0.18	0.88
▶ 400H	40	Tyler HART	FR	51.36		4/14/18	0.25	0.09	0.34
▶ 4x100	14	Williams, Comick, Deadmon, Johnson		39.65		3/28/18	7	0.62	7.62
▶ 4x400	2	Kerley, Deadmon, Dixon, Izu		3:02.43		4/14/18	28	3.07	31.07
▶ PV	18	Jacob WOOTEN	JR	5.45m	17-10½	3/22/18	4	0.48	4.48
▶ LJ	31	Tahar TRIKI	SO	7.80mw	25-7¼ (2.1)	3/22/18	0.65	0.07	0.72
▶ TJ	22	Tahar TRIKI	SO	15.93m	52-3¼ (0.8)	4/7/18	2	0.38	2.38
▶ JAV	10	Sam HARDIN	SR	73.42m	240-10	3/16/18	12	0.55	12.55
▶ JAV	28	William PETERSSON	SO	70.66m	231-10	4/7/18	0.8	0.05	0.85
▶ DEC	17	Nathan HITE	JR	7,491		3/28/18	4.5	0.44	4.94
Scored bests come from PRE-SEASON DATA									
▶ 400	14	Mylik KERLEY	SR	45.48		4/15/17	7	0.77	7.77
▶ 400	27	Richard ROSE	JR	45.89		5/27/17	0.85	0.31	1.16
▶ 400	34	Robert GRANT	SR	46.09		4/15/17	0.5	0.15	0.65
▶ 800m	2	Devin DIXON	SO	1:45.71		5/11/17	28	2.08	30.08
▶ 800m	50	JaQwae ELLISON	JR	1:48.54		4/16/16	0.01	0.02	0.03
▶ 400H	5	Robert GRANT	SR	49.15		5/11/17	22	2.38	24.38
▶ HJ	27	Garrett CRAGIN	SR	2.18m	7-1¼	3/29/17	0.85	0.04	0.89
▶ PV	3	Audie WYATT	SR	5.70m	18-8¼	4/6/17	26	2.57	28.57
▶ LJ	4	Will WILLIAMS	SR	8.09mw	26-6½	5/27/17	24	2.03	26.03
▶ HT	34	Austin COOK	SR	65.45m	214-8	5/27/17	0.5	0.00	0.50
▶ JAV	1	Ioannis KYRIAZIS	SR	88.01m	288-9	3/29/17	30	6.92	36.92
Team Total								245.06	

4



Georgia

Southeastern Conference

unch

Event	Scrd As	Athlete	Yr	Scored Mark		Date	Pl. Pts.	Bonus	TOTAL
Scored bests come from CURRENT season									
▶ 110H	12	Michael NICHOLLS	JR	13.62w	(3.6)	3/28/18	9	0.79	9.79
▶ 4x100	11	Williams, Greene, Nicholls, Nance		39.50		3/28/18	10	0.94	10.94
▶ HJ	2	Keenon LAINE	JR	2.26m	7-5	4/6/18	28	2.75	30.75
▶ HJ	12	Darius CARBIN	SO	2.21m	7-3	4/6/18	9	0.60	9.60
▶ LJ	35	Johannes ERM	FR	7.78m	25-6¼ (-1.5)	4/6/18	0.45	0.00	0.45
▶ HT	1	Denzel COMENENTIA	JR	76.29m	250-3	3/28/18	30	4.59	34.59
▶ DEC	5	Johannes ERM	FR	8,020		4/6/18	22	2.46	24.46
Scored bests come from PRE-SEASON DATA									
▶ 100	6	Kendal WILLIAMS	JR	9.99w		3/29/17	20	1.53	21.53
▶ 100	13	Cejhae GREENE	SR	10.05			8	0.93	8.93
▶ 200m	12	Kendal WILLIAMS	JR	20.30		5/11/17	9	0.85	9.85
▶ 800m	40	Jeramey HAMPTON	JR	1:48.17		4/21/17	0.25	0.15	0.40
▶ SP	3	Denzel COMENENTIA	JR	20.33m	66-8½	4/21/17	26	2.25	28.25
▶ DISC	20	Denzel COMENENTIA	JR	58.00m	190-3	5/6/17	3	0.28	3.28
▶ HT	32	Alex LARSSON	SR	65.84m	216-0	5/25/15	0.6	0.00	0.60
▶ DEC	2	Karl SALURI	SR	8,108		4/6/16	28	3.12	31.12
Team Total								224.54	

"Scrd As", short for "Scored As", Standing used for place points portion of performance's score combining preseason data (when applied) to current season data

Numbers in BLACK are both the performance's actual NCAA rank AND "scored as" rank Numbers in RED indicate actual NCAA rank does not exist or is worse than "scored as" rank Numbers in BLUE indicate actual NCAA rank is better than "scored as" rank

USTFCCCA Non-Member

Non-Member Schools Will NOT be ranked, beginning Week 2



USTFCCCA NCAA Division I National Team Computer Rankings

as of 4/16/2018 8:34:03 AM

2018 Outdoor Track & Field, Week #3

Only those who score >0.01 pts are shown
D denotes multiple-event rule in affect

MEN

5



Houston

American Athletic Conference

unch

Event	Scrd As	Athlete	Yr	Scored Mark	Date	Pl. Pts.	Bonus	TOTAL
Scored bests come from CURRENT season								
100	23	John LEWIS III	JR	10.13w (3.5)	3/24/18	1.5	0.43	1.93
400H	8	Amere LATTIN	JR	50.29	3/28/18	16	0.97	16.97
400H	28	Quivell JORDAN	FR	51.11	3/22/18	0.8	0.22	1.02
4x100	3	Lewis III, Hall, Alexander, Burrell		38.92	3/28/18	26	2.64	28.64
4x400	18	Lattin, Montgomery, Lavery, Jordan		3:07.81	3/28/18	4	0.58	4.58
JAV	22	Jack THOMAS	SR	71.58m 234-10	3/15/18	2	0.22	2.22
Scored bests come from PRE-SEASON DATA								
100	1	Cameron BURRELL	SR	9.93	6/7/17	30	2.14	32.14
100	7	Elijah HALL	SR	10.00w	4/27/17	18	1.43	19.43
100	25	Mario BURKE	JR	10.17w	4/27/17	0.95	0.30	1.25
200m	1	Elijah HALL	SR	19.96w	5/12/17	30	2.57	32.57
200m	24	Jacarias MARTIN	JR	20.49w	5/27/17	1	0.35	1.35
200m	29	Mario BURKE	JR	20.52w	5/12/17	0.75	0.30	1.05
400	7	Kahmari MONTGOMERY	JR	45.13	5/14/16	18	1.53	19.53
Steeple	1	Brian BARRAZA	RS SR	8:32.48	4/22/17	30	2.88	32.88
5000m	38	Brian BARRAZA	RS SR	13:52.52	4/28/16	0.3	0.17	0.47
10k	24	Brian BARRAZA	RS SR	29:04.11	4/1/16	1	0.32	1.32
110H	11	Amere LATTIN	JR	13.59	5/15/16	10	0.94	10.94
LJ	22	Trumaine JEFFERSON	JR	7.87mw 25-10	5/12/17	2	0.35	2.35
LJ	23	Antwan DICKERSON	SR	7.86mw 25-9½	5/12/17	1.5	0.31	1.81
LJ	31	Cameron BURRELL	SR	7.80m 25-7½	5/15/16	0.65	0.07	0.72
TJ	32	Jared KERR	SR	15.77mw 51-9	5/12/17	0.6	0.13	0.73
SP	31	Cameron CORNELIUS	SR	18.88m 61-11½	3/16/17	0.65	0.00	0.65
DEC	26	Nathaniel MECHLER	SO	7.374	5/12/17	0.9	0.13	1.03
Team Total								215.60

6



Oregon

Pac-12 Conference

unch

Event	Scrd As	Athlete	Yr	Scored Mark	Date	Pl. Pts.	Bonus	TOTAL
Scored bests come from CURRENT season								
1500	4	Sam PRAKEL	SR	3:39.75	3/30/18	24	1.24	25.24
1500	5	Mick STANOVSEK	SO	3:39.96	3/30/18	22	1.15	23.15
1500	8	Reed BROWN	FR	3:40.28	3/30/18	16	1.02	17.02
5000m	36	James WEST	JR	13:52.29	3/30/18	0.4	0.18	0.58
10k	29	Tanner ANDERSON	SO	29:07.39	3/30/18	0.75	0.26	1.01
110H	29	Braxton CANADY	SO	13.80w (2.7)	4/7/18	0.75	0.26	1.01
4x100	26	Webb, Shellmire, Gillespie, Canady		39.94	3/24/18	0.9	0.25	1.15
TJ	40	Tristan JAMES	JR	15.71mw 51-6½ (2.5)	4/7/18	0.25	0.04	0.29
JAV	43	Jackson VAN VUREN	SO	68.70m 225-4	3/24/18	0.175	0.00	0.17
Scored bests come from PRE-SEASON DATA								
100	2	Damarcus SIMPSON	SR	9.94w	5/27/17	28	2.04	30.04
100	11	Cravon GILLESPIE	RS JR	10.04w	5/14/16	10	1.03	11.03
200m	8	Cravon GILLESPIE	RS JR	20.20	5/14/16	16	1.31	17.31
400	37	Orwin EMILIE	JR	46.14c (46.03)	5/6/17	0.35	0.11	0.46
1500	3	James WEST	JR	3:39.65	6/14/17	26	1.28	27.28
1500	6	Matthew MATON	RS SO	3:39.97	5/14/16	20	1.15	21.15
1500	9	Blake HANEY	SR	3:40.40	6/9/17	14	0.97	14.97
1500	19	Austin TAMAGNO	SO	3:41.33	4/13/17	3.5	0.59	4.09
10k	36	Travis NEUMAN	SR	29:09.39	4/4/15	0.4	0.23	0.63
PV	14	Cole WALSH	SR	5.50m 18-½	4/13/17	7	0.71	7.71
LJ	17	Damarcus SIMPSON	SR	7.95mw 26-1	5/13/17	4.5	0.67	5.17
DISC	32	Drake BRENNAN	JR	56.88m 186-7	5/6/16	0.6	0.00	0.60
JAV	18	John NIZICH	JR	71.89m 235-10	5/15/16	4	0.28	4.28
Team Total								214.34

"Scrd As", short for "Scored As", Standing used for place points portion of performance's score combining preseason data (when applied) to current season data

Numbers in BLACK are both the performance's actual NCAA rank AND "scored as" rank Numbers in RED indicate actual NCAA rank does not exist or is worse than "scored as" rank Numbers in BLUE indicate actual NCAA rank is better than "scored as" rank

USTFCCCA Non-Member

Non-Member Schools Will NOT be ranked, beginning Week 2



USTFCCCA NCAA Division I National Team Computer Rankings

as of 4/16/2018 8:34:04 AM

2018 Outdoor Track & Field, Week #3

Only those who score >0.01 pts are shown
D denotes multiple-event rule in affect

MEN

7



Southern California

unch

Pac-12 Conference

Event	Scrd As	Athlete	Yr	Scored	Mark	Date	Pl. Pts.	Bonus	TOTAL
Scored bests come from CURRENT season									
200m	3	Michael NORMAN	SO	20.06	(-1.4)	4/5/18	D 26	2.04	4.04
200m	36	Zach SHINNICK	FR	20.58	(1.0)	3/23/18	0.4	0.20	0.60
800m	9	Robert FORD	SR	1:46.64		4/5/18	14	1.08	15.08
4x100	2	Barnum, Morgan Jr, Shinnick, Norman		38.88		3/23/18	28	2.78	30.78
HJ	27	Earnie SEARS	FR	2.18m	7-1¾	4/5/18	0.85	0.04	0.89
HT	36	Nathan BULTMAN	SO	65.05m	213-5	4/13/18	0.4	0.00	0.40
Scored bests come from PRE-SEASON DATA									
100	39	TJ BROCK	SO	10.21w		3/29/17	0.275	0.17	0.44
200m	29	Christian SOURAPAS	JR	20.52w		5/13/17	0.75	0.30	1.05
200m	50	Rai BENJAMIN	JR	20.64		3/31/17	0.01	0.10	0.11
400	3	Michael NORMAN	SO	44.88			26	2.16	28.16
400	12	Ricky MORGAN JR	SR	45.44		5/27/17	9	0.84	9.84
400	21	Rai BENJAMIN	JR	45.72		4/29/17	D 2.5	0.45	2.45
110H	6	Marquis MORRIS	SR	13.49w			20	1.47	21.47
400H	1	Rai BENJAMIN	JR	48.33			30	3.85	33.85
LJ	7	Eric SLOAN	SR	8.03mw	26-4¾	5/27/17	18	1.33	19.33
TJ	1	Eric SLOAN	SR	16.92m	55-6¾	5/27/17	30	3.97	33.97
TJ	35	Dominic SMALLWOOD	SR	15.76mw	51-8¾	5/13/17	0.45	0.12	0.57
SP	17	Nicholas PONZIO	SR	19.53m	64-1	6/10/15	4.5	0.63	5.13
SP	26	Matthew KATNIK	JR	19.12m	62-8¾	5/27/17	0.9	0.18	1.08
DISC	39	Nicholas PONZIO	SR	56.47m	185-3	5/3/15	0.275	0.00	0.28
Team Total								209.50	

8



Alabama

unch

Southeastern Conference

Event	Scrd As	Athlete	Yr	Scored	Mark	Date	Pl. Pts.	Bonus	TOTAL
Scored bests come from CURRENT season									
100	19	Keitavious WALTER	JR	10.12	(0.9)	4/13/18	3.5	0.46	3.96
10k	3	Vincent KIPROP	JR	28:19.07		3/30/18	26	2.17	28.17
10k	4	Gilbert KIGEN	JR	28:27.31		3/30/18	24	1.70	25.70
110H	2	Ruebin WALTERS	SR	13.31	(1.9)	4/13/18	28	2.84	30.84
4x100	21	Ford, Walter, Walters, Allison		39.72		4/13/18	2.5	0.48	2.98
HJ	27	Shelby MCEWEN	SO	2.18m	7-1¾	4/13/18	0.85	0.04	0.89
PV	40	Jacob SPOTSWOOD	FR	5.27m	17-3¾	3/16/18	0.25	0.00	0.25
SP	18	Kord FERGUSON	JR	19.49m	63-11½	4/6/18	4	0.59	4.59
HT	13	Daniel HAUGH	JR	69.08m	226-7	4/6/18	8	0.69	8.69
Scored bests come from PRE-SEASON DATA									
100	19	Tony BROWN	SR	10.12			3.5	0.46	3.96
200m	17	Keitavious WALTER	JR	20.43		4/28/17	4.5	0.45	4.95
5000m	43	Alfred CHELANGA	SR	13:53.07		4/21/17	0.175	0.15	0.33
5000m	46	Gilbert KIGEN	JR	13:53.61		4/13/17	0.1	0.13	0.23
5000m	47	Vincent KIPROP	JR	13:53.74		3/31/17	0.075	0.13	0.20
10k	1	Alfred CHELANGA	SR	28:04.95		3/31/17	30	2.99	32.99
110H	16	Tony BROWN	SR	13.71		6/8/16	5	0.48	5.48
400H	16	Okeen WILLIAMS	JR	50.75		3/29/17	5	0.45	5.45
PV	19	Will HERRSCHER	JR	5.42m	17-9¾	4/28/17	3.5	0.34	3.84
DISC	4	Kord FERGUSON	JR	61.44m	201-7	4/28/17	24	2.03	26.03
DISC	24	Daniel HAUGH	JR	57.86m	189-10	4/15/17	1	0.23	1.23
Team Total								190.77	

"Scrd As", short for "Scored As", Standing used for place points portion of performance's score combining preseason data (when applied) to current season data

Numbers in BLACK are both the performance's actual NCAA rank AND "scored as" rank Numbers in RED indicate actual NCAA rank does not exist or is worse than "scored as" rank Numbers in BLUE indicate actual NCAA rank is better than "scored as" rank

USTFCCCA Non-Member

Non-Member Schools Will NOT be ranked, beginning Week 2



2018 Outdoor Track & Field, Week #3

Only those who score >0.01 pts are shown
D denotes multiple-event rule in affect

MEN

9



Mississippi State

Southeastern Conference

unch

Event	Scrd As	Athlete	Yr	Scored Mark	Date	Pl. Pts.	Bonus	TOTAL	
Scored bests come from CURRENT season									
▶ 800m	31	Marco AROP	FR	1:47.89	4/12/18	0.65	0.25	0.90	
▶ 800m	35	Dejon DEVROE	JR	1:47.97	3/29/18	0.45	0.22	0.67	
▶ 400H	35	Charles BROCKMAN, III	FR	51.26	3/29/18	0.45	0.14	0.59	
▶ 400H	40	Malcum TATUM	SO	51.36	3/23/18	0.25	0.09	0.34	
▶ 4x100	25	Waters, James, Conwell, Kowalchuk		39.90	3/23/18	0.95	0.29	1.24	
▶ 4x400	8	Brockman, III, Tatham, James, Waters		3:06.38	4/12/18	16	1.06	17.06	
▶ JAV	2	Anderson PETERS	FR	81.95m	268-10	3/23/18	28	3.82	31.82
▶ JAV	5	Nicolas QUIJERA	SR	79.75m	261-7	4/12/18	22	2.77	24.77
Scored bests come from PRE-SEASON DATA									
▶ 100	3	Lawrence CRAWFORD	JR	9.97w	4/28/17	26	1.73	27.73	
▶ 400	33	Stephan JAMES	SR	46.07	3/30/17	0.55	0.16	0.71	
▶ 110H	33	Ro'Derick SPEARS	RS SR	13.86	5/27/17	0.55	0.12	0.67	
▶ 400H	15	Vince CASTILLO	RS SO	50.74	5/26/16	6	0.46	6.46	
▶ 400H	27	Rasheed TATHAM	JR	51.04	5/11/17	0.85	0.26	1.11	
▶ LJ	41	Willie REED	SR	7.76m	25-5½	4/22/17	0.225	0.00	0.22
▶ JAV	3	Curtis THOMPSON	SR	81.03m	265-10	3/26/16	26	3.35	29.35
Team Total								143.65	

10



LSU

Southeastern Conference

unch

Event	Scrd As	Athlete	Yr	Scored Mark	Date	Pl. Pts.	Bonus	TOTAL
Scored bests come from CURRENT season								
110H	5	Damion THOMAS	FR	13.43w (3.6)	3/28/18	22	1.93	23.93
400H	24	Christian BOYD	JR	51.00	3/23/18	1	0.28	1.28
4x100	1	Vincent, Howell, Mosby, Flournoy		38.84	3/23/18	30	2.91	32.91
4x400	12	Thompson, Mosby, Howell, Flournoy		3:07.16	3/23/18	9	0.80	9.80
TJ	40	Da'Quan BELLARD	JR	15.71m 51-6½ (2.0)	3/28/18	0.25	0.04	0.29
HT	5	Jake NORRIS	FR	72.70m 238-6	3/23/18	22	2.06	24.06
Scored bests come from PRE-SEASON DATA								
200m	6	Renard HOWELL	RS SR	20.15	5/12/16	20	1.57	21.57
200m	9	Jaron FLOURNOY	JR	20.24	5/27/17	14	1.10	15.10
200m	54	Correion MOSBY	JR	20.65	4/22/17		0.08	0.08
Team Total								129.02

11



Arkansas

Southeastern Conference

unch

Event	Scrd As	Athlete	Yr	Scored Mark	Date	Pl. Pts.	Bonus	TOTAL
Scored bests come from CURRENT season								
100	19	Kenzo COTTON	SR	10.12w (2.6)	3/23/18	3.5	0.46	3.96
10k	32	Austen DALQUIST	JR	29:08.60	3/30/18	0.6	0.24	0.84
10k	40	Gilbert BOIT	SO	29:13.31	3/30/18	0.25	0.15	0.40
10k	60	Ryan MURPHY	FR	29:18.42	3/30/18		0.06	0.06
110H	27	Shakiel CHATTOO	SO	13.79 (1.2)	3/28/18	0.85	0.29	1.14
4x100	8	Hari, Mowatt, Igbokwe, Cotton		39.31	3/23/18	16	1.36	17.36
4x400	37	Chambers, Mowatt, Winn, Cotton		3:10.30	3/23/18	0.35	0.10	0.45
Scored bests come from PRE-SEASON DATA								
100	47	Roy EIAKUEKWU	JR	10.24w	5/27/17	0.075	0.07	0.15
200m	31	Kenzo COTTON	SR	20.54w	5/11/17	0.65	0.26	0.91
200m	48	Roy EIAKUEKWU	JR	20.63w	5/11/17	0.05	0.11	0.16
200m	50	Obi IGBOKWE	JR	20.64	4/8/17	0.01	0.10	0.11
400	16	Obi IGBOKWE	JR	45.54	4/21/17	5	0.67	5.67
1500	21	Jack BRUCE	SR	3:41.45	4/21/17	D	2.5	2.54
5000m	7	Jack BRUCE	SR	13:38.15	4/13/17	18	1.05	19.05
5000m	40	Cameron GRIFFITH	JR	13:52.65	4/13/17	0.25	0.17	0.42
10k	7	Andrew RONO	RS JR	28:36.20	5/1/16	18	1.19	19.19
110H	19	Kemar MOWATT	SR	13.75w	4/23/16	3.5	0.38	3.88
110H	46	Larry DONALD	SR	13.96w	4/28/17	0.1	0.00	0.10
400H	3	Kemar MOWATT	SR	48.79	5/11/17	26	3.02	29.02
400H	18	Travius CHAMBERS	SR	50.86	5/11/17	4	0.36	4.36
400H	20	Larry DONALD	SR	50.90	4/2/16	3	0.34	3.34
LJ	19	Harrison SCHRAGE	SO	7.93mw 26-¾	4/28/17	3.5	0.59	4.09
LJ	27	Laquan NAIRN	SO	7.83m 25-8¾	4/1/17	0.85	0.19	1.04
LJ	48	Rubin OWENS	SR	7.74m 25-4¾	4/23/16	0.05	0.00	0.05
TJ	21	Rubin OWENS	SR	15.97m 52-4¾	5/11/17	2.5	0.44	2.94
TJ	46	Laquan NAIRN	SO	15.65m 51-4¾	3/3/17	0.1	0.00	0.10
DEC	15	Gabe MOORE	JR	7,564	4/21/17	6	0.63	6.63
Team Total								127.97

"Scrd As", short for "Scored As", Standing used for place points portion of performance's score combining preseason data (when applied) to current season data

Numbers in BLACK are both the performance's actual NCAA rank AND "scored as" rank Numbers in RED indicate actual NCAA rank does not exist or is worse than "scored as" rank Numbers in BLUE indicate actual NCAA rank is better than "scored as" rank

USTFCCCA Non-Member

Non-Member Schools Will NOT be ranked, beginning Week 2



USTFCCCA NCAA Division I National Team Computer Rankings

as of 4/16/2018 8:34:04 AM

2018 Outdoor Track & Field, Week #3

Only those who score >0.01 pts are shown
D denotes multiple-event rule in affect

MEN

12



Virginia Tech

Atlantic Coast Conference

▲ 1

Event	Scrd As	Athlete	Yr	Scored Mark	Date	Pl. Pts.	Bonus	TOTAL	
Scored bests come from CURRENT season									
▶ 400H	17	Gregory CHILES	SR	50.77	3/28/18	4.5	0.43	4.93	
▶ 4x400	35	Chiles, Thomas, Bane, Davenport		3:10.11	3/28/18	0.45	0.13	0.58	
▶ PV	9	Deakin VOLZ	JR	5.55m	18-2½	4/12/18	14	0.97	14.97
▶ DISC	7	Marek BARTA	SR	61.13m	200-6	3/29/18	18	1.79	19.79
Scored bests come from PRE-SEASON DATA									
▶ 800m	6	Patrick JOSEPH	SR	1:46.47	4/21/17	20	1.26	21.26	
▶ 800m	32	Vincent CIATTEI	SR	1:47.91	5/15/16	0.6	0.24	0.84	
▶ 1500	10	Neil GOURLEY	SR	3:40.52		12	0.92	12.92	
▶ Steeple	46	Daniel JASKOWAK	SR	8:53.76	5/16/15	0.1	0.00	0.10	
▶ 5000m	49	Peter SEUFER	JR	13:53.92	4/21/17	0.025	0.12	0.15	
▶ 110H	44	Keishaun LIMEHOUSE	SO	13.95	4/28/17	0.15	0.00	0.15	
▶ PV	3	Torben LAIDIG	SR	5.70m	18-8½	3/29/17	26	2.57	28.57
▶ JAV	7	Matija MUHAR	RS SO	75.60m	248-0	5/13/16	18	1.31	19.31
Team Total								123.57	

13



Kansas

Big 12 Conference

▼ 1

Event	Scrd As	Athlete	Yr	Scored Mark	Date	Pl. Pts.	Bonus	TOTAL	
Scored bests come from CURRENT season									
▶ Steeple	26	Dylan HODGSON	JR	8:47.81	3/30/18	0.9	0.31	1.21	
▶ 4x400	31	Henry, Hartley, Cole, Anyiwo		3:09.59	4/5/18	0.65	0.22	0.87	
▶ PV	7	Hussain AL HIZAM	JR	5.60m	18-4½	3/28/18	18	1.42	19.42
▶ PV	41	Kyle ROGERS	FR	5.25m	17-2½	4/5/18	0.225	0.00	0.22
▶ HT	3	Gleb DUDAREV	SO	74.35m	243-11	4/5/18	26	3.10	29.10
Scored bests come from PRE-SEASON DATA									
▶ 200m	39	Ivan HENRY	JR	20.59w	5/12/17	0.275	0.18	0.45	
▶ 400	47	Ivan HENRY	JR	46.36	5/27/17	0.075	0.00	0.08	
▶ 800m	48	Bryce HOPPEL	SO	1:48.52	5/27/17	0.05	0.03	0.08	
▶ Steeple	36	Ben BURCHSTEAD	SR	8:51.94	5/15/16	0.4	0.01	0.41	
▶ PV	14	Nick MEYER	RS SR	5.50m	18-½	5/7/16	7	0.71	7.71
▶ PV	21	Paulo BENAVIDES	JR	5.40m	17-8½	5/6/17	2.5	0.25	2.75
▶ TJ	6	Barden ADAMS	SR	16.38mw	53-9	5/27/17	20	1.56	21.56
▶ TJ	45	Ezekiel WELCH	SR	15.67m	51-5	5/27/17	0.125	0.00	0.13
▶ SP	5	Nicolai CEBAN	SR	20.24m	66-5	5/27/17	22	1.96	23.96
▶ DISC	10	Nicolai CEBAN	SR	60.01m	196-10	4/1/17	12	1.08	13.08
Team Total								121.01	

"Scrd As", short for "Scored As", Standing used for place points portion of performance's score combining preseason data (when applied) to current season data

Numbers in BLACK are both the performance's actual NCAA rank AND "scored as" rank Numbers in RED indicate actual NCAA rank does not exist or is worse than "scored as" rank Numbers in BLUE indicate actual NCAA rank is better than "scored as" rank

USTFCCCA Non-Member

Non-Member Schools Will NOT be ranked, beginning Week 2



USTFCCCA NCAA Division I National Team Computer Rankings

as of 4/16/2018 8:34:04 AM

2018 Outdoor Track & Field, Week #3

Only those who score >0.01 pts are shown
D denotes multiple-event rule in affect

MEN

14



Florida State

Atlantic Coast Conference

13

Event	Scrd As	Athlete	Yr	Scored Mark	Date	Pl. Pts.	Bonus	TOTAL
Scored bests come from CURRENT season								
100	11	Andre EWERS	JR	10.04w (3.6)	3/28/18	10	1.03	11.03
200m	2	Andre EWERS	JR	20.05w (3.1)	4/13/18	28	2.09	30.09
110H	14	Trey CUNNINGHAM	FR	13.63 (0.1)	3/23/18	7	0.74	7.74
4x100	14	Robinson, Ewers, Gay, Clarke		39.65	3/23/18	7	0.62	7.62
HJ	16	Corion KNIGHT	SR	2.20m 7-2½	4/13/18	5	0.41	5.41
SP	4	Austin DROOGSMA	SR	20.32m 66-8	3/29/18	24	2.22	26.22
DISC	28	Austin DROOGSMA	SR	57.13m 187-5	3/16/18	0.8	0.00	0.80
Scored bests come from PRE-SEASON DATA								
1500	72	Michael HALL	SR	3:43.70	4/21/17		0.04	0.04
LJ	44	Keniel GRANT	SR	7.75m 25-5½	4/21/17	0.15	0.00	0.15
TJ	7	Armani WALLACE	JR	16.32m 53-6½	5/12/17	18	1.29	19.29
TJ	19	Montel NEVERS	JR	16.05mw 52-8		3.5	0.56	4.06
TJ	40	Ashton BUTLER	JR	15.71m 51-6½	5/12/17	0.25	0.04	0.29
DEC	43	Dante NEWBERG	JR	7,113	5/12/17	0.175	0.00	0.17
Team Total							112.92	

15



Colorado State

Mountain West Conference

unch

Event	Scrd As	Athlete	Yr	Scored Mark	Date	Pl. Pts.	Bonus	TOTAL
Scored bests come from CURRENT season								
5000m	11	Cole ROCKHOLD	JR	13:40.29	3/30/18	10	0.89	10.89
Scored bests come from PRE-SEASON DATA								
1500	16	Cole ROCKHOLD	JR	3:41.04	4/13/17	D 5	0.71	2.71
5000m	22	Grant FISCHER	SR	13:46.80	4/13/17	2	0.41	2.41
5000m	35	Jerrell MOCK	SR	13:52.06	4/13/17	0.45	0.19	0.64
10k	2	Jerrell MOCK	SR	28:11.80	3/31/17	28	2.59	30.59
10k	10	Grant FISCHER	SR	28:45.83	3/31/17	12	0.83	12.83
LJ	35	Hunter PRICE	SR	7.78mw 25-6½	5/10/17	0.45	0.00	0.45
SP	1	Mostafa HASSAN	SR	21.31m 69-11	4/13/17	30	5.39	35.39
DEC	9	Hunter PRICE	SR	7,801	4/12/17	14	1.26	15.26
DEC	49	Nick KRAVEC	SR	7,047	4/12/17	0.025	0.00	0.03
Team Total							111.18	

16



South Carolina

Southeastern Conference

unch

Event	Scrd As	Athlete	Yr	Scored Mark	Date	Pl. Pts.	Bonus	TOTAL
Scored bests come from CURRENT season								
100	30	Ncincillili TITI	SR	10.19 (1.6)	4/12/18	0.7	0.23	0.93
800m	45	Otis JONES	JR	1:48.38	4/12/18	0.125	0.07	0.20
LJ	12	Yann RANDRIANASOLO	JR	7.99mw 26-2½ (2.8)	4/12/18	9	0.98	9.98
SP	36	Eric FAVORS	SO	18.73m 61-5½	3/23/18	0.4	0.00	0.40
Scored bests come from PRE-SEASON DATA								
200m	5	Ncincillili TITI	SR	20.14	4/15/17	22	1.62	23.62
110H	9	Isaiah MOORE	SR	13.55	5/11/17	14	1.14	15.14
HJ	5	Tye WILLIAMS	SR	2.25m 7-4½	4/27/17	22	2.19	24.19
SP	10	Josh AWOTUNDE	SR	19.96m 65-6	4/27/17	12	1.24	13.24
SP	34	Ben BONHURST	SR	18.77m 61-7	3/30/17	0.5	0.00	0.50
DISC	14	Josh AWOTUNDE	SR	58.50m 191-11	4/27/17	7	0.48	7.48
DEC	11	Markus LEEMET	SR	7,720	5/11/17	10	1.04	11.04
Team Total							106.72	

"Scrd As", short for "Scored As", Standing used for place points portion of performance's score combining preseason data (when applied) to current season data

Numbers in BLACK are both the performance's actual NCAA rank AND "scored as" rank Numbers in RED indicate actual NCAA rank does not exist or is worse than "scored as" rank Numbers in BLUE indicate actual NCAA rank is better than "scored as" rank

USTFCCCA Non-Member

Non-Member Schools Will NOT be ranked, beginning Week 2



USTFCCCA NCAA Division I National Team Computer Rankings

as of 4/16/2018 8:34:05 AM

2018 Outdoor Track & Field, Week #3

Only those who score >0.01 pts are shown
D denotes multiple-event rule in affect

MEN

17



Nebraska

Big Ten Conference

▼ 3

Event	Scrd As	Athlete	Yr	Scored Mark	Date	Pl. Pts.	Bonus	TOTAL
Scored bests come from CURRENT season								
PV	36	Tyler LOONTJER	JR	5.30m	17-4½	4/13/18	0.4	0.00 0.40
DEC	31	Cale WAGNER	SO	7,292		4/6/18	0.65	0.00 0.65
Scored bests come from PRE-SEASON DATA								
100	35	Malcolm WHITE	RS JR	10.20		5/7/16	0.45	0.20 0.65
200m	43	Malcolm WHITE	RS JR	20.60		5/13/16	0.175	0.16 0.34
800m	39	Moujtaba MOHAMMED	SR	1:48.09		5/12/17	0.275	0.18 0.45
110H	8	Antoine LLOYD	SR	13.52w		4/28/17	16	1.29 17.29
400H	11	Andrew NEAL	SR	50.55		4/28/17	10	0.68 10.68
HJ	16	Michael MCCANN	SR	2.20m	7-2½	4/8/17	5	0.41 5.41
HJ	16	Landon BARTEL	SR	2.20m	7-2½	5/12/17	5	0.41 5.41
HJ	27	Grant ANDERSON	SR	2.18m	7-1½	4/9/16	0.85	0.04 0.89
HJ	48	Jared SEAY	JR	2.15m	7-½	2/10/17	0.05	0.00 0.05
TJ	17	Kaiwan CULMER	SR	16.12mw	52-10½	5/12/17	4.5	0.67 5.17
TJ	25	Isaiah GRIFFITH	SO	15.83m	51-11½	5/27/17	0.95	0.23 1.18
DISC	2	Nicholas PERCY	SR	62.91m	206-4	5/12/17	28	3.38 31.38
DISC	37	Carlos DAVIS	JR	56.53m	185-5	5/7/16	0.35	0.00 0.35
DISC	43	Khalil DAVIS	JR	56.19m	184-4	5/15/16	0.175	0.00 0.17
HT	20	Nicholas PERCY	SR	67.85m	222-7	5/7/16	3	0.36 3.36
JAV	32	Cody WALTON	SR	70.44m	231-1	3/24/17	0.6	0.01 0.61
DEC	6	Cody WALTON	SR	7,937		4/7/17	20	1.91 21.91
Team Total								106.35

18



Auburn

Southeastern Conference

▼ 1

Event	Scrd As	Athlete	Yr	Scored Mark	Date	Pl. Pts.	Bonus	TOTAL
Scored bests come from CURRENT season								
200m	14	Nathon ALLEN	SO	20.39w	(2.1)	4/13/18	D 7	0.54 2.54
110H	32	Xavier COAKLEY	JR	13.83	(2.0)	4/13/18	0.6	0.19 0.79
4x100	34	Rubalcaba, Chambers, Coakley, Tenkiang		40.14		4/13/18	0.5	0.03 0.53
JAV	30	Cade ANTONUCCI	FR	70.54m	231-5	4/7/18	0.7	0.03 0.73
Scored bests come from PRE-SEASON DATA								
100	5	Odean SKEAN	SR	9.98		4/21/17	22	1.63 23.63
100	35	Raheem CHAMBERS	SO	10.20		6/23/17	0.45	0.20 0.65
200m	11	Akeem BLOOMFIELD	SO	20.29w		4/14/17	D 10	0.89 2.89
400	1	Nathon ALLEN	SO	44.52		5/11/17	30	3.08 33.08
400	2	Akeem BLOOMFIELD	SO	44.74		5/27/17	28	2.52 30.52
400	25	Randall CENEUS	JR	45.82			0.95	0.37 1.32
JAV	13	Justin CARTER	SR	73.04m	239-7	5/18/14	8	0.48 8.48
DEC	29	Chris STONE	SO	7,300		3/29/17	0.75	0.00 0.75
Team Total								105.92

"Scrd As", short for "Scored As", Standing used for place points portion of performance's score combining preseason data (when applied) to current season data

Numbers in BLACK are both the performance's actual NCAA rank AND "scored as" rank Numbers in RED indicate actual NCAA rank does not exist or is worse than "scored as" rank Numbers in BLUE indicate actual NCAA rank is better than "scored as" rank

USTFCCCA Non-Member

Non-Member Schools Will NOT be ranked, beginning Week 2



USTFCCCA NCAA Division I National Team Computer Rankings

as of 4/16/2018 8:34:05 AM

2018 Outdoor Track & Field, Week #3

Only those who score >0.01 pts are shown
D denotes multiple-event rule in affect

MEN

19



TCU

Big 12 Conference

▲ 1

Event	Scrd As	Athlete	Yr	Scored Mark	Date	Pl. Pts.	Bonus	TOTAL	
Scored bests come from CURRENT season									
▶ 400	8	Derrick MOKALENG	SO	45.17	4/5/18	16	1.42	17.42	
▶ 4x100	12	Miller, Ogwo, Flowers, Maloka		39.57	3/16/18	9	0.79	9.79	
▶ 4x400	4	Andrews, Flowers, Mokaleng, McClanahan		3:04.54	3/22/18	24	1.97	25.97	
▶ TJ	13	Chengetayi MAPAYA	FR	16.20m	53-1½ (1.7)	4/13/18	8	0.87	8.87
▶ DISC	13	Ryan CAMP	SO	58.55m	192-1	4/5/18	8	0.50	8.50
Scored bests come from PRE-SEASON DATA									
▶ 100	30	Jalen MILLER	SR	10.19w	5/12/17	0.7	0.23	0.93	
▶ 100	35	Emeilo FERGUSON	SR	10.20w	5/12/17	0.45	0.20	0.65	
▶ 100	45	Darrion FLOWERS	JR	10.23w	4/15/17	0.125	0.11	0.23	
▶ 400	35	Emmanuel OGWO	SO	46.10	5/27/17	0.45	0.14	0.59	
▶ LJ	44	Scotty NEWTON	SR	7.75m	25-5½	4/9/16	0.15	0.00	0.15
▶ TJ	4	Scotty NEWTON	SR	16.43mw	53-11	5/12/17	24	1.78	25.78
▶ SP	46	Isaiah ROGERS	SO	18.43m	60-5½	5/12/17	0.1	0.00	0.10
▶ DISC	40	Adam DAMADZIC	RS SR	56.44m	185-2	4/9/16	0.25	0.00	0.25
▶ HT	39	Fellan MCGUIGAN	JR	64.47m	211-6	4/15/17	0.275	0.00	0.28
Team Total								99.52	

20



Penn State

Big Ten Conference

▼ 2

Event	Scrd As	Athlete	Yr	Scored Mark		Date	Pl. Pts.	Bonus	TOTAL
Scored bests come from CURRENT season									
▶ 200m	16	Terrance LAIRD	FR	20.41	(0.9)	3/29/18	5	0.49	5.49
▶ 4x100	17	Smith, Porter, Laird, Moffett		39.69		3/29/18	4.5	0.53	5.03
▶ HT	15	Morgan SHIGO	JR	68.46m	224-7	4/13/18	6	0.52	6.52
Scored bests come from PRE-SEASON DATA									
▶ 200m	24	Malik MOFFETT	SR	20.49		5/27/17	1	0.35	1.35
▶ 400	39	Dan CHISENA	JR	46.16		5/12/17	0.275	0.09	0.37
▶ 800m	1	Isaiah HARRIS	JR	1:45.12		4/21/17	30	2.72	32.72
▶ 800m	19	Domenic PERRETTA	SO	1:47.29		4/21/17	3.5	0.57	4.07
▶ 800m	50	Jordan MAKINS	SR	1:48.54		4/22/16	0.01	0.02	0.03
▶ 5000m	52	Timothy MCGOWAN	SR	13:54.20		4/21/17		0.11	0.11
▶ HJ	48	Chisom IFEDI	RS JR	2.15m	7-½	5/15/16	0.05	0.00	0.05
▶ LJ	11	Malik MOFFETT	SR	8.00m	26-3	5/12/17	10	1.05	11.05
▶ TJ	23	Bryce WILLIAMS	JR	15.90m	52-2	5/27/17	1.5	0.33	1.83
▶ SP	25	Jon YOHMAN	SR	19.13m	62-9½	5/27/17	0.95	0.19	1.14
▶ DISC	5	David LUCAS	JR	61.43m	201-6	4/27/17	22	2.02	24.02
▶ HT	49	David LUCAS	JR	63.44m	208-1	5/12/17	0.025	0.00	0.03
▶ JAV	20	Michael BIDDLE	SO	71.81m	235-7	5/12/17	3	0.26	3.26
Team Total									97.07

21



Baylor

Big 12 Conference

▼ 2

Event	Scrd As	Athlete	Yr	Scored Mark	Date	Pl. Pts.	Bonus	TOTAL
Scored bests come from CURRENT season								
▶ 400	49	Howard FIELDS III	FR	46.38	4/13/18	0.025	0.00	0.03
▶ 4x100	12	Willis, Cunningham, Wilson, London		39.57	3/28/18	9	0.79	9.79
▶ 4x400	5	Fields III, Dickson, Baldrige, London		3:05.02	3/22/18	22	1.73	23.73
Scored bests come from PRE-SEASON DATA								
▶ 100	10	Maxwell WILLIS	SO	10.03w	5/12/17	12	1.13	13.13
▶ 200m	4	Maxwell WILLIS	SO	20.07w	5/12/17	24	1.99	25.99
▶ 400	5	Wil LONDON	JR	45.02	5/27/17	22	1.80	23.80
▶ PV	36	Ryan WOMACK	JR	5.30m	17-4½ 3/23/17	0.4	0.00	0.40
▶ DEC	46	Luke LITTLEFIELD	SO	7,080	3/29/17	0.1	0.00	0.10
Team Total								96.96

"Scrd As", short for "Scored As", Standing used for place points portion of performance's score combining preseason data (when applied) to current season data

Numbers in BLACK are both the performance's actual NCAA rank AND "scored as" rank Numbers in RED indicate actual NCAA rank does not exist or is worse than "scored as" rank Numbers in BLUE indicate actual NCAA rank is better than "scored as" rank

USTFCCCA Non-Member

Non-Member Schools Will NOT be ranked, beginning Week 2



USTFCCCA NCAA Division I National Team Computer Rankings

as of 4/16/2018 8:34:05 AM

2018 Outdoor Track & Field, Week #3

Only those who score >0.01 pts are shown
D denotes multiple-event rule in affect

MEN

22



Texas

Big 12 Conference

▼ 1

Event	Scrd As	Athlete	Yr	Scored Mark	Date	Pl. Pts.	Bonus	TOTAL
Scored bests come from CURRENT season								
200m	50	Micaiah HARRIS	FR	20.64 (1.6)	3/28/18	0.01	0.10	0.11
Steeple	22	John RICE	SO	8:46.52	3/28/18	2	0.41	2.41
4x100	30	Wasome, Harris, Brown, McCarter		40.02	3/28/18	0.7	0.16	0.86
SP	15	Adrian PIPER	FR	19.60m 64-3%	3/28/18	6	0.71	6.71
HT	46	Alan ZAPALAC	SR	63.86m 209-6	4/13/18	0.1	0.00	0.10
Scored bests come from PRE-SEASON DATA								
1500	13	Alex ROGERS	JR	3:40.85	4/21/17	8	0.79	8.79
Steeple	29	Alex ROGERS	JR	8:48.92	4/14/17	0.75	0.23	0.98
110H	19	John BURT	JR	13.75w	5/27/17	3.5	0.38	3.88
PV	20	Barrett POTH	SR	5.41m 17-9	4/14/17	3	0.29	3.29
PV	25	Nicholas MEADERS	SR	5.38m 17-7%	4/28/17	0.95	0.16	1.11
LJ	40	O'Brien WASOME	SO	7.77mw 25-6	5/12/17	0.25	0.00	0.25
TJ	8	O'Brien WASOME	SO	16.31m 53-6%	3/29/17	16	1.25	17.25
DISC	29	Alan ZAPALAC	SR	57.11m 187-4	5/12/17	0.75	0.00	0.75
DISC	38	Brian PETERSON	JR	56.51m 185-5	4/28/17	0.3	0.00	0.30
JAV	8	Fabian DOHMANN	RS SR	74.25m 243-7	5/18/14	16	0.83	16.83
DEC	8	Wolf MAHLER	RS SR	7,897	3/29/17	16	1.70	17.70
DEC	12	Steele WASIK	SR	7,715	5/12/17	9	1.03	10.03
Team Total								91.35

23



Virginia

Atlantic Coast Conference

unch

Event	Scrd As	Athlete	Yr	Scored Mark	Date	Pl. Pts.	Bonus	TOTAL
Scored bests come from CURRENT season								
400	45	Alfred SHIRLEY	FR	46.34	4/6/18	0.125	0.00	0.13
Scored bests come from PRE-SEASON DATA								
1500	20	Mike MARSELLA	RS SR	3:41.35	4/17/15	3	0.58	3.58
10k	30	Brent DEMAREST	JR	29:07.78	3/24/17	0.7	0.26	0.96
10k	59	Lachlan COOK	SO	29:18.20	3/24/17		0.06	0.06
TJ	3	Jordan SCOTT	SO	16.44m 53-11%	4/21/17	26	1.83	27.83
TJ	26	Aaron WORRELL	SR	15.80mw 51-10	5/15/16	0.9	0.18	1.08
SP	2	Oghenakpobo EFEKORO	JR	20.39m 66-10%	4/8/17	28	2.44	30.44
HT	6	Hilmar ORN JONSSON	JR	72.38m 237-5	6/7/17	20	1.89	21.89
DEC	18	Jack LINT	JR	7,478	4/21/17	4	0.41	4.41
Team Total								90.37

24



Stanford

Pac-12 Conference

▲ 1

Event	Scrd As	Athlete	Yr	Scored Mark	Date	Pl. Pts.	Bonus	TOTAL
Scored bests come from CURRENT season								
1500	11	Sean MCGORTY	SR	3:40.57	3/30/18	D 10	0.90	2.90
10k	38	Sam WHARTON	SR	29:11.33	3/30/18	0.3	0.19	0.49
4x400	41	Kurtz, White, Brady, Body		3:10.74	4/7/18	0.225	0.03	0.25
SP	42	Tristen NEWMAN	SR	18.52m 60-9%	3/30/18	0.2	0.00	0.20
Scored bests come from PRE-SEASON DATA								
1500	41	Thomas COYLE	RS JR	3:42.68	4/9/16	0.225	0.18	0.40
Steeple	23	Steven FAHY	JR	8:46.69	5/15/16	1.5	0.40	1.90
5000m	3	Sean MCGORTY	RS JR	13:24.25	5/1/16	26	2.40	28.40
5000m	6	Grant FISHER	JR	13:37.77	4/21/17	20	1.07	21.07
5000m	19	Jack KEELAN	SR	13:45.82	5/2/15	3.5	0.48	3.98
10k	44	Jack KEELAN	SR	29:13.92	5/14/16	0.15	0.14	0.29
110H	38	Harrison WILLIAMS	RS JR	13.88	5/1/16	0.3	0.07	0.37
LJ	25	Jaak UUDMAE	SR	7.85mw 25-9%	4/28/17	0.95	0.27	1.22
HT	26	Michael PAINTER	SR	66.84m 219-3	4/8/17	0.9	0.08	0.98
JAV	46	Trevor DANIELSON	JR	68.20m 223-9	5/13/17	0.1	0.00	0.10
DEC	4	Harrison WILLIAMS	RS JR	8,032	6/9/16	24	2.55	26.55
Team Total								89.12

"Scrd As", short for "Scored As", Standing used for place points portion of performance's score combining preseason data (when applied) to current season data

Numbers in BLACK are both the performance's actual NCAA rank AND "scored as" rank Numbers in RED indicate actual NCAA rank does not exist or is worse than "scored as" rank Numbers in BLUE indicate actual NCAA rank is better than "scored as" rank

USTFCCCA Non-Member

Non-Member Schools Will NOT be ranked, beginning Week 2



USTFCCCA NCAA Division I National Team Computer Rankings

as of 4/16/2018 8:34:05 AM

2018 Outdoor Track & Field, Week #3

Only those who score >0.01 pts are shown
D denotes multiple-event rule in affect

MEN

25



BYU

Independent (DI)

▲ 1

Event	Scrd As	Athlete	Yr	Scored Mark	Date	Pl. Pts.	Bonus	TOTAL
Scored bests come from CURRENT season								
▶ 1500	17	Abraham ALVARADO	SR	3:41.17	3/30/18	4.5	0.66	5.16
▶ Steeple	10	Matt OWENS	FR	8:39.41	3/30/18	12	1.27	13.27
▶ Steeple	11	Daniel CARNEY	JR	8:42.17	3/30/18	10	0.85	10.85
▶ Steeple	23	Clayson SHUMWAY	SO	8:46.69	4/7/18	1.5	0.40	1.90
▶ 10k	5	Clayton YOUNG	JR	28:27.48	3/30/18	22	1.69	23.69
▶ 10k	21	Conner MANTZ	FR	28:57.83	3/30/18	2.5	0.44	2.94
▶ 10k	56	Dallin FARNSWORTH	JR	29:17.84	3/30/18		0.07	0.07
Scored bests come from PRE-SEASON DATA								
▶ 100	51	Clark BROWN	SO	10.25w	5/27/17		0.04	0.04
▶ 800m	17	Abraham ALVARADO	RS SR	1:47.23	4/8/16	4.5	0.61	5.11
▶ 1500	50	Rory LINKLETTER	JR	3:42.95c (4:05.60/1)	4/27/17	0.01	0.14	0.15
▶ Steeple	15	Jacob HESLINGTON	SO	8:43.23		6	0.68	6.68
▶ 5000m	29	Clayton YOUNG	JR	13:50.00	5/5/17	0.75	0.27	1.02
▶ 5000m	39	Rory LINKLETTER	JR	13:52.59	5/5/17	0.275	0.17	0.45
▶ 5000m	44	Connor MCMILLAN	RS JR	13:53.53	4/14/16	0.15	0.14	0.29
▶ 10k	22	Rory LINKLETTER	JR	28:58.74	4/13/17	2	0.42	2.42
▶ 10k	43	Connor MCMILLAN	RS JR	29:13.87	4/4/15	0.175	0.14	0.32
▶ 400H	12	Scott MECHAM	JR	50.58	5/11/17	9	0.64	9.64
▶ 400H	30	Max SCHEIBLE	SR	51.19	5/11/17	0.7	0.18	0.88
▶ DEC	21	Kevin NIELSEN	SR	7,439	3/29/17	2.5	0.30	2.80
Team Total								87.67

26



Kentucky

Southeastern Conference

▼ 2

Event	Scrd As	Athlete	Yr	Scored Mark	Date	Pl. Pts.	Bonus	TOTAL
Scored bests come from CURRENT season								
▶ 200m	44	Dwight ST HILLAIRE	FR	20.61w (2.3)	3/29/18	0.15	0.15	0.30
▶ 400	17	Dwight ST HILLAIRE	FR	45.62	3/29/18	4.5	0.54	5.04
▶ 1500	44	Benjamin YOUNG	SO	3:42.75	3/29/18	0.15	0.17	0.32
▶ PV	48	Matthew PEARE	FR	5.22m 17-1½	3/29/18	0.05	0.00	0.05
▶ LJ	7	Tim DUCKWORTH	SR	8.03m 26-4¼ (0.0)	4/6/18	18	1.33	19.33
▶ DISC	22	Noah CASTLE	JR	57.95m 190-1	3/29/18	2	0.26	2.26
▶ HT	30	David CLINE	SR	66.29m 217-6	3/16/18	0.7	0.00	0.70
▶ DEC	1	Tim DUCKWORTH	SR	8,145	4/6/18	30	3.40	33.40
Scored bests come from PRE-SEASON DATA								
▶ 800m	47	Ian JONES	SR	1:48.46	5/11/17	0.075	0.05	0.12
▶ 5000m	42	Jacob THOMSON	SR	13:53.04	4/27/17	0.2	0.15	0.35
▶ 10k	11	Jacob THOMSON	SR	28:47.55	3/24/17	10	0.76	10.76
▶ 110H	19	Daniel ROBERTS	SO	13.75w	4/14/17	3.5	0.38	3.88
▶ LJ	14	Mohammed ABUBAKAR	SR	7.98mw 26-2¼	4/14/17	7	0.90	7.90
▶ LJ	25	Travis RILEY	JR	7.85m 25-9¼	5/6/17	0.95	0.27	1.22
▶ SP	33	Nikolas HUFFMAN	SR	18.81m 61-8½		0.55	0.00	0.55
▶ JAV	47	Ethan SHALAWAY	SR	68.12m 223-6	4/6/17	0.075	0.00	0.08
Team Total								86.26

27



Ohio State

Big Ten Conference

▼ 5

Event	Scrd As	Athlete	Yr	Scored Mark	Date	Pl. Pts.	Bonus	TOTAL
Scored bests come from CURRENT season								
▶ 4x100	7	Harrison, Gray, Bramwell, Bazile		39.26	3/23/18	18	1.52	19.52
▶ 4x400	10	Bramwell, Cooper, Burke, Jeff		3:06.72	3/16/18	12	0.95	12.95
▶ PV	14	Cole GORSKI	SR	5.50m 18-½	4/7/18	7	0.71	7.71
Scored bests come from PRE-SEASON DATA								
▶ 200m	13	Nick GRAY	JR	20.38	5/27/17	8	0.58	8.58
▶ LJ	15	Zack BAZILE	SR	7.97m 26-1¼	5/12/17	6	0.82	6.82
▶ TJ	11	Zack BAZILE	SR	16.21mw 53-2¼	5/12/17	10	0.90	10.90
▶ SP	7	Nicholas DEMALINE	SR	20.15m 66-1¼	5/27/17	18	1.67	19.67
Team Total								86.14

"Scrd As", short for "Scored As", Standing used for place points portion of performance's score combining preseason data (when applied) to current season data

Numbers in BLACK are both the performance's actual NCAA rank AND "scored as" rank Numbers in RED indicate actual NCAA rank does not exist or is worse than "scored as" rank Numbers in BLUE indicate actual NCAA rank is better than "scored as" rank

USTFCCCA Non-Member

Non-Member Schools Will NOT be ranked, beginning Week 2



USTFCCCA NCAA Division I National Team Computer Rankings

as of 4/16/2018 8:34:05 AM

2018 Outdoor Track & Field, Week #3

Only those who score >0.01 pts are shown
D denotes multiple-event rule in affect

MEN

28



Iowa

Big Ten Conference

unch

Event	Scrd As	Athlete	Yr	Scored Mark	Date	Pl. Pts.	Bonus	TOTAL
Scored bests come from CURRENT season								
200m	44	Antonio WOODARD	SO	20.61w (2.4)	3/16/18	0.15	0.15	0.30
Steeple	27	Nathan MYLENEK	SO	8:48.66	3/30/18	0.85	0.25	1.10
400H	20	Chris DOUGLAS	JR	50.90	4/7/18	3	0.34	3.34
4x100	17	Sorrells, Wilson, Woodard, Harris		39.69	3/16/18	4.5	0.53	5.03
4x400	3	Hofacker, Woodard, Frye, Harris		3:04.38	3/29/18	26	2.06	28.06
Scored bests come from PRE-SEASON DATA								
100	40	O'Shea WILSON	SR	10.22w	5/27/17	0.25	0.14	0.39
400	13	Mar'yea HARRIS	JR	45.45	5/27/17	8	0.82	8.82
400	41	DeJuan FRYE	JR	46.22	5/12/17	0.225	0.04	0.27
800m	21	Carter LILLY	SR	1:47.32	4/16/16	2.5	0.54	3.04
400H	22	Noah LARRISON	JR	50.94	5/15/16	2	0.32	2.32
LJ	44	O'Shea WILSON	SR	7.75mw 25-5%	5/27/17	0.15	0.00	0.15
SP	32	Reno TUUFULI	JR	18.84m 61-9%	5/12/17	0.6	0.00	0.60
DISC	6	Reno TUUFULI	JR	61.19m 200-9	5/12/17	20	1.84	21.84
DEC	19	William DOUGHERTY	SR	7,471	4/12/17	3.5	0.39	3.89
Team Total								79.14

29



Syracuse

Atlantic Coast Conference

unch

Event	Scrd As	Athlete	Yr	Scored Mark	Date	Pl. Pts.	Bonus	TOTAL
Scored bests come from CURRENT season								
1500	76	Aidan TOOKER	SO	3:43.84	4/14/18		0.02	0.02
Steeple	35	Noah AFFOLDER	FR	8:51.44	4/14/18	0.45	0.04	0.49
5000m	31	Philo GERMANO	SR	13:50.48	3/30/18	0.65	0.25	0.90
5000m	41	Aidan TOOKER	SO	13:52.92	3/30/18	0.225	0.16	0.38
10k	8	Colin BENNIE	SR	28:37.04	3/30/18	16	1.16	17.16
10k	62	Iliass AOUANI	SO	29:19.43	3/30/18		0.04	0.04
110H	24	Angelo GOSS	SR	13.77 (1.8)	4/13/18	1	0.33	1.33
110H	48	Richard FLOYD	SO	13.97 (1.5)	4/13/18	0.05	0.00	0.05
4x100	40	Moore, Miller, Goss, Lee		40.22	4/6/18	0.25	0.00	0.25
Scored bests come from PRE-SEASON DATA								
1500	2	Justyn KNIGHT	SR	3:39.23	4/23/16	D 28	1.46	3.46
Steeple	9	Aidan TOOKER	SO	8:39.34	5/27/17	14	1.28	15.28
5000m	1	Justyn KNIGHT	SR	13:17.51	5/5/17	30	3.18	33.18
5000m	50	Colin BENNIE	SR	13:53.93	4/4/15	0.01	0.12	0.13
110H	41	David GILSTRAP	RS JR	13.92	5/28/16	0.225	0.00	0.22
Team Total								72.91

30



North Carolina A&T

Mid-Eastern Athletic Conference

28

Event	Scrd As	Athlete	Yr	Scored Mark	Date	Pl. Pts.	Bonus	TOTAL
Scored bests come from CURRENT season								
100	7	Jaylan MITCHELL	SO	10.00w (3.9)	4/13/18	18	1.43	19.43
200m	36	Rodney ROWE	JR	20.58 (0.7)	3/29/18	0.4	0.20	0.60
400	49	Trevor STEWART	FR	46.38	4/13/18	0.025	0.00	0.03
110H	10	Michael DICKSON	JR	13.57w (2.6)	4/13/18	12	1.04	13.04
110H	17	Todd TOWNSEND	SR	13.72 (0.6)	4/13/18	4.5	0.46	4.96
4x100	6	Mitchell, Thomas, Dickson, Rowe		39.15	3/29/18	20	1.88	21.88
4x400	13	Hamilton, Stewart, Dickson, Harding		3:07.23	4/13/18	8	0.78	8.78
Scored bests come from PRE-SEASON DATA								
200m	39	Akeem SIRLEAF	JR	20.59	5/19/16	0.275	0.18	0.45
400	31	Dajuan HARDING	SR	46.04	5/27/17	0.65	0.19	0.84
110H	41	TeQuille JACKSON	RS SR	13.92w	5/4/17	0.225	0.00	0.22
TJ	26	Lasheon STROZIER	JR	15.80mw 51-10	4/21/17	0.9	0.18	1.08
Team Total								71.30

"Scrd As", short for "Scored As", Standing used for place points portion of performance's score combining preseason data (when applied) to current season data

Numbers in BLACK are both the performance's actual NCAA rank AND "scored as" rank Numbers in RED indicate actual NCAA rank does not exist or is worse than "scored as" rank Numbers in BLUE indicate actual NCAA rank is better than "scored as" rank

USTFCCCA Non-Member

Non-Member Schools Will NOT be ranked, beginning Week 2



USTFCCCA NCAA Division I National Team Computer Rankings

as of 4/16/2018 8:34:06 AM

2018 Outdoor Track & Field, Week #3

Only those who score >0.01 pts are shown
D denotes multiple-event rule in affect

MEN

31



Arizona

Pac-12 Conference

▲ 1

Event	Scrd As	Athlete	Yr	Scored Mark		Date	Pl. Pts.	Bonus	TOTAL
Scored bests come from CURRENT season									
▶ 400	37	Maj WILLIAMS	FR	46.14		3/24/18	0.35	0.11	0.46
▶ 400H	23	Maksims SINCUKOV	FR	50.96		4/7/18	1.5	0.31	1.81
▶ 4x100	42	Johnson, Williams, Egbo, Hing		40.28		3/16/18	0.2	0.00	0.20
▶ 4x400	25	Egbo, Sincukovs, Hing, Williams		3:09.04		4/7/18	0.95	0.31	1.26
▶ HJ	11	Bryant O'GEORGIA	JR	2.22m	7-3¼	3/24/18	10	0.84	10.84
▶ SP	8	Jordan GEIST	FR	20.04m	65-9	4/13/18	16	1.41	17.41
▶ DISC	48	Turner WASHINGTON	FR	56.05m	183-10	4/13/18	0.05	0.00	0.05
▶ HT	38	Grayson FLEMING	JR	64.64m	212-1	4/13/18	0.3	0.00	0.30
Scored bests come from PRE-SEASON DATA									
▶ 800m	13	Collins KIBET	RS SR	1:46.87		3/28/15	8	0.86	8.86
▶ 1500	23	Carlos VILLARREAL	SO	3:41.75		5/5/17	1.5	0.42	1.92
▶ 1500	77	Collins KIBET	RS SR	3:43.86		4/4/15		0.02	0.02
▶ Steeple	7	Bailey ROTH	JR	8:37.38		6/8/16	18	1.73	19.73
▶ 10k	63	Trent BRENDEL	SR	29:20.52		5/13/17		0.02	0.02
▶ HJ	25	Justice SUMMERSET	SO	2.19m	7-2¼	4/8/17	0.95	0.23	1.18
▶ DISC	19	Viktor GARDENKRANS	JR	58.09m	190-7	4/8/17	3.5	0.32	3.82
▶ JAV	48	Erik MENSENDIEK	SR	68.10m	223-5	4/8/17	0.05	0.00	0.05
Team Total									67.92

32



UTEP

Conference USA

▼ 2

Event	Scrd As	Athlete	Yr	Scored Mark		Date	Pl. Pts.	Bonus	TOTAL	
Scored bests come from CURRENT season										
▶ 400	15	Michael SARUNI	SO	45.53cA	45.42	4/7/18	D	6	0.69	2.69
▶ 400	26	Asa GUEVARA	SR	45.86cA	45.75	4/7/18		0.9	0.34	1.24
▶ 4x400	26	Guevara, Koech, Saruni, Smith		3:09.12cA	3:08.68	4/7/18		0.9	0.29	1.19
Scored bests come from PRE-SEASON DATA										
▶ 800m	4	Michael SARUNI	SO	1:45.82		3/29/17		24	1.96	25.96
▶ 800m	8	Jonah KOECH	JR	1:46.53		6/8/16		16	1.20	17.20
▶ 1500	18	Jonah KOECH	JR	3:41.22c	(3:44.64)	5/11/17	D	4	0.64	2.64
▶ 1500	42	Michael SARUNI	SO	3:42.71c	(3:46.15)	5/11/17		0.2	0.17	0.37
▶ Steeple	45	Daniel CHERUIYOT	SR	8:53.68c	(9:02.70)	5/11/17		0.125	0.00	0.13
▶ HT	41	Karol KONCOS	JR	64.29m	210-11	5/11/17		0.225	0.00	0.22
▶ JAV	9	Rasmus MAUKONEN	RS JR	73.64m	241-7	3/26/16		14	0.62	14.62
Team Total									66.25	

33



Tennessee

Southeastern Conference

▲ 5

Event	Scrd As	Athlete	Yr	Scored Mark		Date	Pl. Pts.	Bonus	TOTAL
Scored bests come from CURRENT season									
▶ 100	40	Mustaqeem WILLIAMS	JR	10.22	(1.6)	4/12/18	0.25	0.14	0.39
▶ 200m	28	Mustaqeem WILLIAMS	JR	20.50	(0.9)	3/29/18	0.8	0.33	1.13
▶ 200m	33	Kwantreyl MCCONICO	JR	20.56	(1.6)	3/29/18	0.55	0.23	0.78
▶ 5000m	8	Zach LONG	JR	13:39.22		3/30/18	16	0.97	16.97
▶ 4x100	19	Miller, Williams, McConico, Strother		39.71		4/12/18	3.5	0.49	3.99
▶ 4x400	17	McConico, Strother, Harris, Williams		3:07.40		4/12/18	4.5	0.72	5.22
▶ SP	29	Jordan WEST	FR	18.98m	62-3¼	3/30/18	0.75	0.02	0.77
▶ SP	36	Joseph MAXWELL	FR	18.73m	61-5½	4/12/18	0.4	0.00	0.40
▶ HT	31	Georgios KORAKIDIS	FR	66.15m	217-0	3/23/18	0.65	0.00	0.65
Scored bests come from PRE-SEASON DATA									
▶ 400	6	Nathan STROTHER	SR	45.07		6/8/16	20	1.68	21.68
▶ HJ	48	Darryl SULLIVAN	SO	2.15m	7-½	5/11/17	0.05	0.00	0.05
▶ LJ	41	Ingar KIPLESUND	SO	7.76m	25-5½	6/18/16	0.225	0.00	0.22
▶ DISC	17	Matthew ZAJAC	SR	58.22m	191-0	5/11/17	4.5	0.37	4.87
▶ HT	14	Seth WHITENER	JR	68.59m	225-0	5/27/17	7	0.56	7.56
Team Total									64.68

"Scrd As", short for "Scored As", Standing used for place points portion of performance's score combining preseason data (when applied) to current season data

Numbers in BLACK are both the performance's actual NCAA rank AND "scored as" rank Numbers in RED indicate actual NCAA rank does not exist or is worse than "scored as" rank Numbers in BLUE indicate actual NCAA rank is better than "scored as" rank

USTFCCCA Non-Member

Non-Member Schools Will NOT be ranked, beginning Week 2



USTFCCCA NCAA Division I National Team Computer Rankings

2018 Outdoor Track & Field, Week #3

as of 4/16/2018 8:34:06 AM

Only those who score >0.01 pts are shown
D denotes multiple-event rule in affect

MEN

34



Illinois

Big Ten Conference

▼ 3

Event	Scrd As	Athlete	Yr	Scored Mark	Date	Pl. Pts.	Bonus	TOTAL
Scored bests come from CURRENT season								
100	18	Devin QUINN	JR	10.11w (3.4)	4/14/18	4	0.50	4.50
200m	21	Devin QUINN	JR	20.45 (1.5)	3/31/18	2.5	0.42	2.92
110H	48	Jonathan WELLS	JR	13.97 (1.1)	4/7/18	0.05	0.00	0.05
4x100	23	Shannon, Henderson, Haight, Quinn		39.74	4/14/18	1.5	0.46	1.96
Scored bests come from PRE-SEASON DATA								
1500	35	Jesse REISER	JR	3:42.37	4/13/17	0.45	0.24	0.69
5000m	25	Jonathan DAVIS	SO	13:49.55	4/13/17	0.95	0.28	1.23
5000m	55	Jesse REISER	JR	13:54.66	4/26/17		0.10	0.10
110H	4	David KENDZIERA	SR	13.39		24	2.23	26.23
400H	4	David KENDZIERA	SR	49.00		24	2.64	26.64
HJ	38	Jonathan WELLS	SR	2.17m 7-1½	5/17/15	0.3	0.00	0.30
Team Total								64.61

35



Eastern Kentucky

Ohio Valley Conference

unch

Event	Scrd As	Athlete	Yr	Scored Mark	Date	Pl. Pts.	Bonus	TOTAL
Scored bests come from PRE-SEASON DATA								
Steeple	3	Jamaine COLEMAN	SR	8:34.19	5/27/17	26	2.48	28.48
Steeple	37	Jakob ABRAHAMSEN	SR	8:51.97	3/31/17	0.35	0.00	0.35
Steeple	41	Samuel ABASCAL	SO	8:53.19	4/21/17	0.225	0.00	0.22
5000m	36	Jakob ABRAHAMSEN	RS JR	13:52.29	4/22/16	0.4	0.18	0.58
HJ	1	Tequan CLAITT	JR	2.28m 7-5¾	4/7/17	30	3.86	33.86
Team Total								63.50

36



Southeastern Louisiana

Southland Conference

unch

Event	Scrd As	Athlete	Yr	Scored Mark	Date	Pl. Pts.	Bonus	TOTAL
Scored bests come from CURRENT season								
PV	1	Devin KING	SR	5.80m 19-¾	3/28/18	30	3.92	33.92
LJ	3	Rodney RUFFIN	JR	8.10mw 26-7 (3.0)	3/23/18	26	2.14	28.14
JAV	49	Adrian WILLIAMS	JR	68.05m 223-3	3/28/18	0.025	0.00	0.03
Team Total								62.08

37



Ole Miss

Southeastern Conference

▲ 3

Event	Scrd As	Athlete	Yr	Scored Mark	Date	Pl. Pts.	Bonus	TOTAL
Scored bests come from CURRENT season								
800m	19	Waleed SULIMAN	FR	1:47.29	4/13/18	3.5	0.57	4.07
HJ	44	Allen GORDON	FR	2.16m 7-1	4/6/18	0.15	0.00	0.15
SP	40	Brian WILLIAMS	SR	18.67m 61-3	3/23/18	0.25	0.00	0.25
DISC	42	Cullen PRENA	SR	56.28m 184-7	3/31/18	0.2	0.00	0.20
Scored bests come from PRE-SEASON DATA								
800m	14	Ryan MANAHAN	SR	1:46.96	4/21/17	7	0.80	7.80
800m	36	Sean TOBIN	RS SR	1:47.99	4/11/14	0.4	0.21	0.61
1500	14	Robert DOMANIC	RS SR	3:40.95	4/22/16	7	0.75	7.75
1500	24	Trevor GILLEY	RS SR	3:41.77	3/31/16	1	0.41	1.41
1500	29	Sean TOBIN	RS SR	3:42.07	4/19/14	0.75	0.32	1.07
1500	45	Ryan MANAHAN	SR	3:42.79	4/13/17	0.125	0.16	0.29
5000m	53	Robert DOMANIC	RS SR	13:54.64	5/1/16		0.10	0.10
DISC	1	Brian WILLIAMS	SR	65.13m 213-8	5/11/17	30	5.89	35.89
HT	48	Cullen PRENA	SR	63.54m 208-5	5/5/17	0.05	0.00	0.05
Team Total								59.63

38



Georgetown

BIG EAST Conference

▲ 1

Event	Scrd As	Athlete	Yr	Scored Mark	Date	Pl. Pts.	Bonus	TOTAL
Scored bests come from CURRENT season								
10k	46	Michael CROZIER	SR	29:14.68	3/30/18	0.1	0.13	0.23
Scored bests come from PRE-SEASON DATA								
800m	3	Joseph WHITE	SR	1:45.73		26	2.06	28.06
1500	75	Amos BARTELSMEYER	SR	3:43.82	5/2/15		0.03	0.03
Steeple	2	Scott CARPENTER	SR	8:32.92		28	2.77	30.77
Team Total								59.09

"Scrd As", short for "Scored As", Standing used for place points portion of performance's score combining preseason data (when applied) to current season data

Numbers in BLACK are both the performance's actual NCAA rank AND "scored as" rank Numbers in RED indicate actual NCAA rank does not exist or is worse than "scored as" rank Numbers in BLUE indicate actual NCAA rank is better than "scored as" rank

USTFCCCA Non-Member

Non-Member Schools Will NOT be ranked, beginning Week 2



USTFCCCA NCAA Division I National Team Computer Rankings

as of 4/16/2018 8:34:06 AM

2018 Outdoor Track & Field, Week #3

Only those who score >0.01 pts are shown
D denotes multiple-event rule in affect

MEN

39



Arkansas State

Sun Belt Conference

6

Event	Scrd As	Athlete	Yr	Scored Mark	Date	Pl. Pts.	Bonus	TOTAL
Scored bests come from CURRENT season								
400H	44	Nick HILSON	SO	51.49	3/23/18	0.15	0.01	0.16
4x100	43	Peeples, Bacon, Hill, Ross		40.29	3/23/18	0.175	0.00	0.18
PV	14	Michael CARR	JR	5.50m	18-½	7	0.71	7.71
SP	39	Itamar LEVI	SR	18.69m	61-4	0.275	0.00	0.28
Scored bests come from PRE-SEASON DATA								
100	3	Jaylen BACON	SR	9.97w	5/27/17	26	1.73	27.73
200m	7	Jaylen BACON	SR	20.18	5/27/17	18	1.41	19.41
HJ	27	Tiaan STEENKAMP	SR	2.18m	7-1¼	0.85	0.04	0.89
DISC	25	Itamar LEVI	RS SR	57.28m	187-11	0.95	0.00	0.95
HT	23	Cristian RAVAR LADISLAU	SR	67.33m	220-10	1.5	0.22	1.72
Team Total								59.02

40



UCLA

Pac-12 Conference

3

Event	Scrd As	Athlete	Yr	Scored Mark	Date	Pl. Pts.	Bonus	TOTAL
Scored bests come from CURRENT season								
10k	54	Myles SMITH	SR	29:17.29	3/31/18		0.08	0.08
JAV	30	Marian SPANNOWSKY	SO	70.54m	231-5	4/14/18	0.7	0.73
Scored bests come from PRE-SEASON DATA								
100	45	Leon POWELL	SR	10.23w	5/29/15	0.125	0.11	0.23
200m	48	Leon POWELL	SR	20.63w	5/27/17	0.05	0.11	0.16
1500	40	Arturo SOTOMAYOR	JR	3:42.60	4/8/17	0.25	0.19	0.44
5000m	18	Robert BRANDT	SO	13:45.45	4/21/17	4	0.51	4.51
5000m	21	Daniel DE LA TORRE	SR	13:46.14	4/13/17	2.5	0.46	2.96
10k	13	Robert BRANDT	SO	28:48.38	3/31/17	8	0.73	8.73
HJ	16	Isaiah HOLMES	SO	2.20m	7-2½	5	0.41	5.41
HJ	16	Michael BURKE	JR	2.20m	7-2½	5	0.41	5.41
LJ	20	Isaiah HOLMES	SO	7.90m	25-11	3	0.47	3.47
SP	6	Dotun OGUNDEJI	JR	20.19m	66-3	20	1.80	21.80
SP	28	Nate ESPARZA	SO	19.02m	62-5	0.8	0.07	0.87
DISC	30	Dotun OGUNDEJI	JR	57.04m	187-1	0.7	0.00	0.70
JAV	38	Simon LITZELL	SO	69.14m	226-10	0.3	0.00	0.30
DEC	32	Zack BORNSTEIN	RS JR	7,289	5/7/16	0.6	0.00	0.60
Team Total								56.40

41



California

Pac-12 Conference

7

Event	Scrd As	Athlete	Yr	Scored Mark	Date	Pl. Pts.	Bonus	TOTAL
Scored bests come from CURRENT season								
5000m	53	Garrett CORCORAN	JR	13:54.64	3/30/18		0.10	0.10
SP	11	McKay JOHNSON	SO	19.80m	64-11½	10	0.93	10.93
Scored bests come from PRE-SEASON DATA								
800m	18	Eugene HAMILTON III	RS SR	1:47.24	3/26/16	4	0.60	4.60
Steeple	38	Kai BENEDICT	JR	8:52.68	5/15/16	0.3	0.00	0.30
Steeple	42	Takeshi OKADA	JR	8:53.35	4/21/17	0.2	0.00	0.20
110H	7	Ashtyn DAVIS	SR	13.50	5/13/17	18	1.40	19.40
110H	19	Misana VILTZ	SR	13.75	4/29/17	3.5	0.38	3.88
400H	25	Connor MEECH	JR	51.01	4/28/17	0.95	0.28	1.23
TJ	17	Tuomas KAUKOLAHTI	JR	16.12m	52-10¼	4.5	0.67	5.17
SP	12	Peter SIMON	SR	19.74m	64-9¼	9	0.86	9.86
HT	42	Silviu BOCANCEA	JR	64.27m	210-10	0.2	0.00	0.20
Team Total								55.87

42



Wichita State

American Athletic Conference

2

Event	Scrd As	Athlete	Yr	Scored Mark		Date	Pl. Pts.	Bonus	TOTAL
Scored bests come from CURRENT season									
▶ LJ	35	Hunter VEITH	SR	7.78m	25-6¼ (0.9)	3/28/18	0.45	0.00	0.45
▶ JAV	17	Aaron TRUE	JR	72.05m	236-4	4/13/18	4.5	0.31	4.81
▶ DEC	3	Hunter VEITH	SR	8,046		3/28/18	26	2.65	28.65
Scored bests come from PRE-SEASON DATA									
▶ 400H	13	Austin CORLEY	JR	50.59		5/12/17	8	0.63	8.63
▶ JAV	11	Damien ODLE	RS SR	73.36m	240-8	5/6/16	10	0.54	10.54
▶ DEC	45	Ben JOHNSON	JR	7,082		4/7/17	0.125	0.00	0.13
Team Total									53.21

"Scrd As", short for "Scored As", Standing used for place points portion of performance's score combining preseason data (when applied) to current season data

Numbers in BLACK are both the performance's actual NCAA rank AND "scored as" rank Numbers in RED indicate actual NCAA rank does not exist or is worse than "scored as" rank Numbers in BLUE indicate actual NCAA rank is better than "scored as" rank

USTFCCCA Non-Member

Non-Member Schools Will NOT be ranked, beginning Week 2



USTFCCCA NCAA Division I National Team Computer Rankings

as of 4/16/2018 8:34:06 AM

2018 Outdoor Track & Field, Week #3

Only those who score >0.01 pts are shown
D denotes multiple-event rule in affect

MEN

43



Purdue

Big Ten Conference

66

Event	Scrd As	Athlete	Yr	Scored Mark	Date	Pl. Pts.	Bonus	TOTAL
-------	---------	---------	----	-------------	------	----------	-------	-------

Scored bests come from CURRENT season

▶ 100	30	Waseem WILLIAMS	SO	10.19w (3.8)	3/16/18	0.7	0.23	0.93
▶ 200m	47	Waseem WILLIAMS	SO	20.62 (2.0)	4/13/18	0.075	0.13	0.20
▶ 110H	15	Justin VETETO	SR	13.67w (2.9)	4/13/18	6	0.58	6.58
▶ HJ	12	Rahman MINOR	FR	2.21m 7-3	4/13/18	9	0.60	9.60
▶ SP	21	Jalil BREWER	FR	19.20m 63-0	4/7/18	2.5	0.27	2.77
▶ DISC	2	Ashmon LUCAS	SO	62.91m 206-4	4/13/18	28	3.38	31.38

Scored bests come from PRE-SEASON DATA

▶ HJ	27	Eric BLACKMAN	SR	2.18m 7-1¾	3/17/17	0.85	0.04	0.89
------	----	---------------	----	------------	---------	------	------	------

Team Total 52.36

44



North Dakota State

The Summit League

6

Event	Scrd As	Athlete	Yr	Scored Mark	Date	Pl. Pts.	Bonus	TOTAL
-------	---------	---------	----	-------------	------	----------	-------	-------

Scored bests come from CURRENT season

▶ SP	9	Payton OTTERDAHL	JR	19.97m 65-6¾	3/30/18	14	1.26	15.26
▶ DISC	12	Payton OTTERDAHL	JR	59.06m 193-9	4/11/18	9	0.70	9.70

Scored bests come from PRE-SEASON DATA

▶ SP	48	Steffan STROH	SR	18.37m 60-3¾	5/11/17	0.05	0.00	0.05
▶ HT	29	Steffan STROH	SR	66.32m 217-7	5/5/17	0.75	0.00	0.75
▶ JAV	6	Matti MORTIMORE	SR	77.47m 254-2	3/31/17	20	1.97	21.97
▶ JAV	21	Tyler PARKER	SR	71.62m 234-11	3/21/15	2.5	0.23	2.73
▶ JAV	40	Austin SCHMIDT	JR	69.07m 226-7	5/30/15	0.25	0.00	0.25

Team Total 50.70

45



Michigan

Big Ten Conference

4

Event	Scrd As	Athlete	Yr	Scored Mark	Date	Pl. Pts.	Bonus	TOTAL
-------	---------	---------	----	-------------	------	----------	-------	-------

Scored bests come from CURRENT season


▶ 4x400	45	Schwedt, Melson, McLaughlin, Hartman		3:11.09	4/6/18	0.125	0.00	0.13
▶ HT	9	Joseph ELLIS	JR	71.00m 232-11	4/13/18	14	1.21	15.21
▶ HT	33	Grant CARTWRIGHT	SR	65.47m 214-9	4/13/18	0.55	0.00	0.55

Scored bests come from PRE-SEASON DATA

▶ Steeple	20	Connor MORA	SR	8:45.96	5/2/15	3	0.45	3.45
▶ 5000m	60	Micah BELLER	SR	13:56.31	4/15/16	0.04	0.00	0.04
▶ 10k	42	Ben FLANAGAN	SR	29:13.72	4/16/16	0.2	0.15	0.35
▶ 400H	6	Taylor MCLAUGHLIN	JR	49.73	6/8/16	20	1.62	21.62
▶ SP	22	Grant CARTWRIGHT	SR	19.17m 62-10¾	5/15/16	2	0.23	2.23
▶ SP	24	Andrew LISKOWITZ	SO	19.15m 62-10	5/12/17	1	0.21	1.21
▶ DISC	16	Grant CARTWRIGHT	SR	58.23m 191-0	5/12/17	5	0.37	5.37

Team Total 50.16

46



Clemson

Atlantic Coast Conference

4

Event	Scrd As	Athlete	Yr	Scored Mark	Date	Pl. Pts.	Bonus	TOTAL
-------	---------	---------	----	-------------	------	----------	-------	-------

Scored bests come from CURRENT season

▶ 400H	19	Deron GORDON	SR	50.88	3/28/18	3.5	0.35	3.85
▶ 4x400	6	Lamb, Tolbert, Lewis, Green		3:05.11	3/28/18	20	1.68	21.68

Scored bests come from PRE-SEASON DATA

▶ 400	18	Jeffrey GREEN	SR	45.65	5/12/17	4	0.51	4.51
▶ 400	46	Cordell LAMB	SR	46.35	5/12/17	0.1	0.00	0.10
▶ 800m	26	John LEWIS	JR	1:47.62	5/12/17	0.9	0.34	1.24
▶ 800m	30	Mpho MAKOFANE	SR	1:47.83	4/22/17	0.7	0.27	0.97
▶ 800m	37	Terrell JACKSON	SO	1:48.01	4/22/17	0.35	0.20	0.55
▶ Steeple	40	James QUATTLEBAUM	RS JR	8:53.02	5/13/16	0.25	0.00	0.25
▶ LJ	20	Chris MCBRIDE	JR	7.90m 25-11	4/22/17	3	0.47	3.47
▶ TJ	10	Jeremiah GREEN	RS SR	16.25m 53-3¾	5/12/16	12	1.02	13.02

Team Total 49.63

"Scrd As", short for "Scored As", Standing used for place points portion of performance's score combining preseason data (when applied) to current season data

Numbers in BLACK are both the performance's actual NCAA rank AND "scored as" rank Numbers in RED indicate actual NCAA rank does not exist or is worse than "scored as" rank Numbers in BLUE indicate actual NCAA rank is better than "scored as" rank

USTFCCCA Non-Member

Non-Member Schools Will NOT be ranked, beginning Week 2



USTFCCCA NCAA Division I National Team Computer Rankings

as of 4/16/2018 8:34:07 AM

2018 Outdoor Track & Field, Week #3

Only those who score >0.01 pts are shown
D denotes multiple-event rule in affect

MEN

47



Rutgers

Big Ten Conference

▼ 2

Event	Scrd As	Athlete	Yr	Scored Mark	Date	Pl. Pts.	Bonus	TOTAL
-------	---------	---------	----	-------------	------	----------	-------	-------

Scored bests come from CURRENT season

▶ 400	42	Taj BURGESS	FR	46.23	4/12/18	0.2	0.03	0.23
▶ 4x400	42	Madeus, Pierre, Aris, Burgess		3:10.82	3/29/18	0.2	0.02	0.22

Scored bests come from PRE-SEASON DATA

▶ 400	10	Izaiah BROWN	JR	45.27		5/15/16	12	1.17	13.17
▶ 400	23	Jermaine GRIFFITH	SR	45.76		4/23/16	1.5	0.42	1.92
▶ HT	2	Rudy WINKLER	RS SR	75.10m	246-4	5/8/16	28	3.68	31.68
▶ JAV	39	Matthew KREZMER	RS SR	69.08m	226-7	5/13/16	0.275	0.00	0.28

Team Total 47.49

48



Utah State

Mountain West Conference

▼ 2

Event	Scrd As	Athlete	Yr	Scored Mark	Date	Pl. Pts.	Bonus	TOTAL
-------	---------	---------	----	-------------	------	----------	-------	-------

Scored bests come from CURRENT season

▶ 10k	23	Dillon MAGGARD	SR	29:01.00		3/30/18	1.5	0.38	1.88
▶ JAV	4	Sindri GUDMUNDSSON	SO	80.49m	264-1	3/16/18	24	3.08	27.08

Scored bests come from PRE-SEASON DATA

▶ 800m	15	Clay LAMBOURNE	SR	1:47.09	5/27/17	6	0.71	6.71
▶ 1500	30	Dillon MAGGARD	SR	3:42.15	4/21/17	0.7	0.30	1.00
▶ 5000m	12	Dillon MAGGARD	SR	13:41.17	4/13/17	9	0.82	9.82
▶ 400H	39	Samuel WING	JR	51.35	5/13/17	0.275	0.09	0.37

Team Total 46.85

49



Portland

West Coast Conference

▼ 2

Event	Scrd As	Athlete	Yr	Scored Mark	Date	Pl. Pts.	Bonus	TOTAL
-------	---------	---------	----	-------------	------	----------	-------	-------

Scored bests come from CURRENT season

▶ 1500	65	Trent MAZELLI	JR	3:43.57	3/30/18		0.06	0.06
▶ Steeple	14	Simon GRANNETIA	JR	8:42.91	3/30/18	7	0.73	7.73
▶ Steeple	39	Riley OSEN	FR	8:52.70	3/30/18	0.275	0.00	0.28
▶ 10k	6	Noah SCHUTTE	JR	28:34.51	3/30/18	20	1.29	21.29
▶ 10k	19	Emmanuel ROUDOLFF-LEVISSE	SO	28:55.50	3/30/18	3.5	0.48	3.98
▶ 10k	51	Nick HAUGER	JR	29:16.34	3/30/18		0.10	0.10
▶ 10k	52	Gabriel HAUGHEY	JR	29:16.67	3/30/18		0.09	0.09
▶ 10k	57	Matt WELCH	SR	29:18.06	3/30/18		0.07	0.07

Scored bests come from PRE-SEASON DATA

▶ 1500	12	Jeff THIES	SR	3:40.73		9	0.84	9.84
▶ Steeple	13	Noah SCHUTTE	JR	8:42.85	D	8	0.74	2.74

Team Total 46.17

50



Wisconsin

Big Ten Conference

▼ 1

Event	Scrd As	Athlete	Yr	Scored Mark	Date	Pl. Pts.	Bonus	TOTAL
-------	---------	---------	----	-------------	------	----------	-------	-------

Scored bests come from CURRENT season

▶ 10k	48	Zack SNIDER	SO	29:15.73	3/30/18	0.05	0.11	0.16
▶ 10k	55	Ben EIDENSCHINK	SO	29:17.42	3/30/18		0.08	0.08
▶ 10k	61	Tyson MIEHE	JR	29:18.97	3/30/18		0.05	0.05

Scored bests come from PRE-SEASON DATA

▶ 1500	58	Carl HIRSCH	SR	3:43.26		4/21/17		0.10	0.10
▶ 1500	63	Oliver HOARE	SO	3:43.48		4/21/17		0.07	0.07
▶ 5000m	2	Morgan MCDONALD	JR	13:19.05		2/15/18	28	3.00	31.00
▶ PV	28	Rashid COULIBALY	SO	5.35m	17-6%	5/27/17	0.8	0.02	0.82
▶ SP	19	Riley BUDDE	SR	19.42m	63-8%	5/5/17	3.5	0.51	4.01
▶ DISC	23	Josh MCDONALD	SR	57.89m	189-11	4/8/17	1.5	0.24	1.74
▶ DISC	45	Riley BUDDE	SR	56.08m	184-0	5/1/16	0.125	0.00	0.13
▶ HT	27	Riley BUDDE	SR	66.79m	219-1	5/5/17	0.85	0.07	0.92
▶ DEC	20	Sawyer SMITH	SR	7,450		4/21/17	3	0.33	3.33
▶ DEC	37	Trent NYTES	JR	7,224		5/15/16	0.35	0.00	0.35

Team Total 42.76

"Scrd As", short for "Scored As", Standing used for place points portion of performance's score combining preseason data (when applied) to current season data

Numbers in BLACK are both the performance's actual NCAA rank AND "scored as" rank Numbers in RED indicate actual NCAA rank does not exist or is worse than "scored as" rank Numbers in BLUE indicate actual NCAA rank is better than "scored as" rank

USTFCCCA Non-Member

Non-Member Schools Will NOT be ranked, beginning Week 2



USTFCCCA NCAA Division I National Team Computer Rankings

as of 4/16/2018 8:34:07 AM

2018 Outdoor Track & Field, Week #3

Only those who score >0.01 pts are shown
D denotes multiple-event rule in affect

MEN

51



Memphis

American Athletic Conference

▼ 8

Event	Scrd As	Athlete	Yr	Scored Mark		Date	Pl. Pts.	Bonus	TOTAL
Scored bests come from CURRENT season									
▶ 4x100	28	Bishop, DeMoss, Gunnarsson, Persiada		39.97		4/6/18	0.8	0.21	1.01
▶ 4x400	21	DeMoss, Champlin, Pasley, Gunnarsson		3:08.51		3/28/18	2.5	0.39	2.89
▶ SP	44	Luke VAUGHN	SR	18.51m	60-8½	3/16/18	0.15	0.00	0.15
▶ DISC	8	Luke VAUGHN	SR	61.01m	200-2	4/6/18	16	1.70	17.70
▶ DISC	33	Rafael VALLERY	SR	56.85m	186-6	3/30/18	0.55	0.00	0.55
Scored bests come from PRE-SEASON DATA									
▶ 100	25	Davon DEMOSS	JR	10.17w		4/28/17	0.95	0.30	1.25
▶ 200m	54	Davon DEMOSS	JR	20.65w		5/12/17		0.08	0.08
▶ HJ	9	Jordan WESNER	JR	2.23m	7-3¾	4/28/17	14	1.21	15.21
▶ JAV	19	Michael CRITICOS	SR	71.85m	235-8	5/15/16	3.5	0.27	3.77
▶ DEC	47	Lennard BIERE	SO	7,070		5/12/17	0.075	0.00	0.08
Team Total									42.69

53



Colorado

Pac-12 Conference

▼ 2

Event	Scrd As	Athlete	Yr	Scored Mark		Date	Pl. Pts.	Bonus	TOTAL
Scored bests come from CURRENT season									
▶ 1500	32	Zach PERRIN	SR	3:42.29cA	3:47.72	4/6/18	0.6	0.26	0.86
Scored bests come from PRE-SEASON DATA									
▶ 400	44	Duane MCCLURKIN JR	JR	46.30		4/21/17	0.15	0.00	0.15
▶ 1500	7	Ben SAAREL	SR	3:40.24		4/21/17	18	1.04	19.04
▶ 1500	22	Joe KLECKER	JR	3:41.69		4/28/17	D	2	0.45
▶ 1500	53	Nick HARRIS	RS SR	3:43.07		4/22/16		0.13	0.13
▶ 5000m	14	Joe KLECKER	JR	13:42.64		4/21/17	7	0.71	7.71
▶ 5000m	17	John DRESSEL	JR	13:44.56		4/21/17	4.5	0.57	5.07
▶ 5000m	20	Zach PERRIN	SR	13:46.09		4/21/17	3	0.46	3.46
▶ 5000m	24	Ben SAAREL	SR	13:48.97		5/4/14	1	0.30	1.30
▶ 10k	65	John DRESSEL	RS SO	29:20.97		5/14/16		0.01	0.01
▶ 400H	47	Trenton STRINGARI	JR	51.53		5/5/17	0.075	0.00	0.08
▶ DEC	25	Isaiah OLIVER	JR	7,394		5/6/17	0.95	0.19	1.14
Team Total									41.39

52



Southern Miss

Conference USA

▼ 4

Event	Scrd As	Athlete	Yr	Scored Mark		Date	Pl. Pts.	Bonus	TOTAL
Scored bests come from CURRENT season									
▶ 110H	31	Caleb PARKER	SO	13.82	(0.1)	3/23/18	0.65	0.21	0.86
▶ 4x100	16	Sagesse, West, Carson, Richemond		39.67		3/30/18	5	0.57	5.57
▶ HJ	12	Caleb PARKER	SO	2.21m	7-3	3/30/18	9	0.60	9.60
Scored bests come from PRE-SEASON DATA									
▶ 100	13	McKinely WEST	JR	10.05		5/4/17	8	0.93	8.93
▶ 200m	24	McKinely WEST	JR	20.49w		4/8/17	1	0.35	1.35
▶ TJ	9	John WARREN	JR	16.27m	53-4½	5/27/16	14	1.08	15.08
▶ JAV	32	Thomas PETERS	JR	70.44m	231-1	3/26/16	0.6	0.01	0.61
Team Total									42.01

54



Tulane

American Athletic Conference

▼ 1

Event	Scrd As	Athlete	Yr	Scored Mark	Date	Pl. Pts.	Bonus	TOTAL
Scored bests come from CURRENT season								
10k	34	Emmanuel ROTICH	JR	29:09.24	3/31/18	0.5	0.23	0.73
Scored bests come from PRE-SEASON DATA								
400	9	Raymond KIBET	SO	45.21	5/27/17	14	1.32	15.32
Steeple	5	Emmanuel ROTICH	JR	8:36.40	5/27/17	22	1.96	23.96
Team Total								40.01

"Scrd As", short for "Scored As", Standing used for place points portion of performance's score combining preseason data (when applied) to current season data

Numbers in BLACK are both the performance's actual NCAA rank AND "scored as" rank Numbers in RED indicate actual NCAA rank does not exist or is worse than "scored as" rank Numbers in BLUE indicate actual NCAA rank is better than "scored as" rank

USTFCCCA Non-Member

Non-Member Schools Will NOT be ranked, beginning Week 2



2018 Outdoor Track & Field, Week #3

Only those who score >0.01 pts are shown
D denotes multiple-event rule in affect

MEN

55



Washington

Pac-12 Conference

unch

Event	Scrd As	Athlete	Yr	Scored Mark	Date	Pl. Pts.	Bonus	TOTAL
-------	---------	---------	----	-------------	------	----------	-------	-------

Scored bests come from CURRENT season

▶ 5000m	63	Andrew GARDNER	SR	13:56.77	3/30/18		0.02	0.02
▶ PV	36	Chase SMITH	JR	5.30m	17-4%	3/16/18	0.4	0.00

Scored bests come from PRE-SEASON DATA

▶ 1500	15	Colby GILBERT	RS JR	3:40.99	5/14/16	D	6	0.73
▶ 1500	72	Johnathan STEVENS	SR	3:43.70	3/26/16		0.04	0.04
▶ Steeple	17	Andrew GARDNER	RS JR	8:44.47	5/14/16	4.5	0.57	5.07
▶ 5000m	5	Colby GILBERT	SR	13:35.20	5/15/16	22	1.27	23.27
▶ 5000m	16	Fred HUXHAM	JR	13:44.39	5/15/16	5	0.58	5.58
▶ PV	41	Lev MARCUS	SR	5.25m	17-2%	5/17/15	0.225	0.00

Team Total 37.33

56



Northwestern State

Southland Conference

▼ 4

Event	Scrd As	Athlete	Yr	Scored Mark	Date	Pl. Pts.	Bonus	TOTAL
-------	---------	---------	----	-------------	------	----------	-------	-------

Scored bests come from CURRENT season

▶ 100	9	Micah LARKINS	JR	10.02w	(3.6)	3/28/18	14	1.23
▶ 100	19	Amir JAMES	SR	10.12w	(3.6)	3/28/18	3.5	0.46
▶ 4x100	9	Harry, Larkins, James, McGruder		39.45	3/28/18	14	1.05	15.05

Scored bests come from PRE-SEASON DATA

▶ 100	25	Michael MCGRUDER	SR	10.17w		4/7/17	0.95	0.30
▶ 100	51	Desmond MAPPS	SR	10.25w		5/27/17	0.04	0.04
▶ 200m	33	Amir JAMES	SR	20.56w		3/17/17	0.55	0.23
▶ 200m	39	Desmond MAPPS	SR	20.59w		5/27/17	0.275	0.18

Team Total 36.77

57



South Dakota

The Summit League

▼ 1

Event	Scrd As	Athlete	Yr	Scored Mark	Date	Pl. Pts.	Bonus	TOTAL
-------	---------	---------	----	-------------	------	----------	-------	-------

Scored bests come from CURRENT season

▶ HJ	27	Zack ANDERSON	SO	2.18m	7-1%	3/29/18	0.85	0.04
▶ PV	1	Chris NILSEN	SO	5.80m	19-¾	3/28/18	30	3.92
▶ DISC	41	Ben HAMMER	JR	56.37m	184-11	4/11/18	0.225	0.00

Scored bests come from PRE-SEASON DATA

▶ PV	34	Ethan BRAY	SO	5.31m	17-5	5/11/17	0.5	0.00
▶ SP	44	Jacob BARENTS	SR	18.51m	60-8%	5/11/17	0.15	0.00
▶ DEC	27	Corey REID	JR	7,367		4/12/17	0.85	0.12

Team Total 36.64

58



Akron

Mid-American Conference

▼ 4

Event	Scrd As	Athlete	Yr	Scored Mark	Date	Pl. Pts.	Bonus	TOTAL
-------	---------	---------	----	-------------	------	----------	-------	-------

Scored bests come from CURRENT season

▶ LJ	27	Jordan LATIMER	JR	7.83m	25-8¼ (1.3)	3/28/18	0.85	0.19
▶ JAV	29	Ian BEHM	SO	70.59m	231-7	3/22/18	0.75	0.04

Scored bests come from PRE-SEASON DATA

▶ HJ	38	Cody STINE	JR	2.17m	7-1½	4/22/17	0.3	0.00
▶ HJ	38	Curtis RICHARDSON	JR	2.17m	7-1½	5/28/16	0.3	0.00
▶ PV	3	Matthew LUDWIG	JR	5.70m	18-8¼	5/5/17	26	2.57
▶ LJ	17	Terrell MCCLAIN	SR	7.95m	26-1	4/16/16	4.5	0.67

Team Total 36.17

59



North Carolina

Atlantic Coast Conference

▲ 4

Event	Scrd As	Athlete	Yr	Scored Mark	Date	Pl. Pts.	Bonus	TOTAL
-------	---------	---------	----	-------------	------	----------	-------	-------

Scored bests come from CURRENT season

▶ 4x400	22	Cachon, Palmer, Johnson, Selmon		3:08.56		4/14/18	2	0.39
▶ DISC	44	Daniel MCARTHUR	SO	56.10m	184-0	4/14/18	0.15	0.00

Scored bests come from PRE-SEASON DATA

▶ 400H	2	Kenny SELMON	SR	48.60			28	3.36
▶ TJ	35	Darryl SHAW	JR	15.76m	51-8%	5/12/17	0.45	0.12
▶ SP	27	Daniel MCARTHUR	SO	19.11m	62-8%	5/12/17	0.85	0.17

Team Total 35.48

"Scrd As", short for "Scored As", Standing used for place points portion of performance's score combining preseason data (when applied) to current season data

Numbers in BLACK are both the performance's actual NCAA rank AND "scored as" rank Numbers in RED indicate actual NCAA rank does not exist or is worse than "scored as" rank Numbers in BLUE indicate actual NCAA rank is better than "scored as" rank

USTFCCCA Non-Member

Non-Member Schools Will NOT be ranked, beginning Week 2



USTFCCCA NCAA Division I National Team Computer Rankings

as of 4/16/2018 8:34:07 AM

2018 Outdoor Track & Field, Week #3

Only those who score >0.01 pts are shown
D denotes multiple-event rule in affect

MEN

60



Maryland

Big Ten Conference

▼ 3

Event	Scrd As	Athlete	Yr	Scored Mark	Date	Pl. Pts.	Bonus	TOTAL
Scored bests come from CURRENT season								
HJ	7	Samuel SHOULTZ	JR	2.24m	7-4¼	4/6/18	18	1.63 19.63
Scored bests come from PRE-SEASON DATA								
DISC	9	Greg THOMPSON	JR	60.28m	197-9	5/5/17	14	1.18 15.18
Team Total								34.81

61



New Mexico

Mountain West Conference

▼ 2

Event	Scrd As	Athlete	Yr	Scored Mark	Date	Pl. Pts.	Bonus	TOTAL
Scored bests come from CURRENT season								
4x100	49	Clifton, Goldston, Salcido, Griffin		40.42cA	40.30	4/7/18	0.025	0.00 0.03
Scored bests come from PRE-SEASON DATA								
800m	24	Josh KERR	JR	1:47.51c	(1:48.05)	5/10/17	1	0.41 1.41
1500	1	Josh KERR	JR	3:35.99		4/13/17	30	2.82 32.82
DEC	33	Daniel LAM	SR	7,277		5/10/17	0.55	0.00 0.55
Team Total								34.81

62




Middle Tennessee

Conference USA

▼ 2

Event	Scrd As	Athlete	Yr	Scored Mark	Date	Pl. Pts.	Bonus	TOTAL
Scored bests come from CURRENT season								
4x400	28	Adedamola, Umoh, Torian, Sanders		3:09.45		3/16/18	0.8	0.24 1.04
Scored bests come from PRE-SEASON DATA								
1500	37	Geoffry CHERUIYOT	SR	3:42.52		4/21/17	0.35	0.20 0.55
1500	71	Kigen CEMADI	JR	3:43.69c	(3:47.15)	5/11/17		0.04 0.04
Steeple	28	Geoffry CHERUIYOT	SR	8:48.73		4/13/17	0.8	0.24 1.04
5000m	9	Jacob CHOGE	SO	13:39.90		4/21/17	14	0.92 14.92
5000m	62	Kigen CEMADI	JR	13:56.54		4/13/17		0.03 0.03
10k	9	Jacob CHOGE	SO	28:42.31		4/13/17	14	0.96 14.96
HJ	27	Jacob PATTEN	JR	2.18m	7-1¼	4/2/16	0.85	0.04 0.89
Team Total								33.47

63



Kansas State

Big 12 Conference

▼ 1

Event	Scrd As	Athlete	Yr	Scored Mark	Date	Pl. Pts.	Bonus	TOTAL
Scored bests come from CURRENT season								
4x100	33	Albus, Smith, Estill, Walker		40.07		4/7/18	0.55	0.11 0.66
HJ	5	Tejaswin SHANKAR	FR	2.25m	7-4¼	3/22/18	22	2.19 24.19
SP	22	Brett NEELLY	JR	19.17m	62-10¼	4/7/18	2	0.23 2.23
HT	25	Mitch DIXON	SR	67.14m	220-3	4/13/18	0.95	0.17 1.12
DEC	24	Aaron BOOTH	SO	7,397		4/7/18	1	0.19 1.19
Scored bests come from PRE-SEASON DATA								
100	47	Terrell SMITH	SR	10.24w		5/12/17	0.075	0.07 0.15
200m	20	Terrell SMITH	SR	20.44w		5/12/17	3	0.43 3.43
HJ	48	NaTron GIPSON	RS JR	2.15m	7-½	5/13/16	0.05	0.00 0.05
HJ	48	Miles BEARDEN	SR	2.15m	7-½	5/6/17	0.05	0.00 0.05
Team Total								33.07

64



Albany

America East Conference

▲ 2

Event	Scrd As	Athlete	Yr	Scored Mark	Date	Pl. Pts.	Bonus	TOTAL
Scored bests come from CURRENT season								
HJ	2	Matthew CAMPBELL	SR	2.26m	7-5	3/29/18	28	2.75 30.75
Scored bests come from PRE-SEASON DATA								
HJ	44	Kingsley OGBONNA	RS SR	2.16m	7-1	4/16/16	0.15	0.00 0.15
JAV	37	Adrian MITCHELL	SO	69.25m	227-2	4/14/17	0.35	0.00 0.35
Team Total								31.25

"Scrd As", short for "Scored As", Standing used for place points portion of performance's score combining preseason data (when applied) to current season data

Numbers in BLACK are both the performance's actual NCAA rank AND "scored as" rank Numbers in RED indicate actual NCAA rank does not exist or is worse than "scored as" rank Numbers in BLUE indicate actual NCAA rank is better than "scored as" rank

USTFCCCA Non-Member

Non-Member Schools Will NOT be ranked, beginning Week 2



USTFCCCA NCAA Division I National Team Computer Rankings

as of 4/16/2018 8:34:08 AM

2018 Outdoor Track & Field, Week #3

Only those who score >0.01 pts are shown
D denotes multiple-event rule in affect

MEN

65



Oklahoma State

Big 12 Conference

▲ 2

Event	Scrd As	Athlete	Yr	Scored Mark	Date	Pl. Pts.	Bonus	TOTAL
Scored bests come from CURRENT season								
10k	53	Luis MARTINEZ	SR	29:16.78	3/30/18		0.09	0.09
Scored bests come from PRE-SEASON DATA								
1500	74	Matthew FAYERS	RS SR	3:43.71	5/2/15		0.04	0.04
Steeple	47	Ryan SMEETON	SO	8:54.37	3/31/17	0.075	0.00	0.08
5000m	15	Hassan ABDI	SR	13:43.27	4/21/17	6	0.67	6.67
5000m	33	Cerake GEBERKIDANE	RS SO	13:51.79	4/1/16	0.55	0.20	0.75
10k	16	Hassan ABDI	SR	28:54.86	3/31/17	5	0.50	5.50
10k	25	Sylvester BARUS	SR	29:04.65	3/31/17	0.95	0.31	1.26
PV	26	Blake SCOTT	RS SO	5.36m 17-7	5/7/16	0.9	0.06	0.96
LJ	9	Jacob FINCHAM-DUKES	JR	8.02mw 26-3½	4/15/17	14	1.21	15.21
Team Total								30.56

66



Air Force

Mountain West Conference

▼ 5

Event	Scrd As	Athlete	Yr	Scored Mark	Date	Pl. Pts.	Bonus	TOTAL
Scored bests come from CURRENT season								
400	28	Tyler KOSS	SR	45.91ca 45.80	4/14/18	0.8	0.30	1.10
Steeple	48	Andrew MILLIRON	SR	8:54.56	3/30/18	0.05	0.00	0.05
10k	20	Andrew JOHNSTON	SR	28:56.60	3/30/18	3	0.46	3.46
10k	47	Mickey DAVEY	JR	29:15.24	3/30/18	0.075	0.12	0.19
4x400	14	Walden, Dicken, White, Koss		3:07.33	3/28/18	7	0.74	7.74
PV	48	Greg SKAGE	FR	5.22m 17-1½	4/14/18	0.05	0.00	0.05
Scored bests come from PRE-SEASON DATA								
200m	15	Jamie TRIMBLE	SR	20.40c (20.33)	5/10/17	6	0.51	6.51
400	24	Sedacy WALDEN	JR	45.81	5/27/17	1	0.38	1.38
5000m	56	Jacob BILVADO	JR	13:54.68	3/31/17		0.10	0.10
110H	12	Jamie TRIMBLE	SR	13.62	5/28/16	9	0.79	9.79
Team Total								30.37

67



Samford

Southern Conference

▲ 1

Event	Scrd As	Athlete	Yr	Scored Mark	Date	Pl. Pts.	Bonus	TOTAL
Scored bests come from CURRENT season								
100	35	Emmanuel TAIT	SO	10.20w (2.7)	4/6/18	0.45	0.20	0.65
PV	6	Tray OATES	SR	5.66m 18-6¾	3/29/18	20	2.04	22.04
Scored bests come from PRE-SEASON DATA								
10k	14	ArsOne GUILLOREL	SR	28:51.75	3/31/17	7	0.60	7.60
HJ	48	Keyth FIGHTMASTER	JR	2.15m 7-½	3/29/17	0.05	0.00	0.05
Team Total								30.34

68



Minnesota

Big Ten Conference

▼ 3

Event	Scrd As	Athlete	Yr	Scored Mark	Date	Pl. Pts.	Bonus	TOTAL
Scored bests come from CURRENT season								
4x400	7	Webb, Baker, Psichulis, Wellenstein		3:05.78	4/5/18	18	1.34	19.34
HT	45	Kieran MCKEAG	FR	63.96m 209-10	4/5/18	0.125	0.00	0.13
Scored bests come from PRE-SEASON DATA								
1500	46	Shane STREICH	JR	3:42.81	4/13/17	0.1	0.16	0.26
1500	61	Derek WIEBKE	SR	3:43.45	4/13/17		0.07	0.07
Steeple	19	Obsa ALI	JR	8:45.55	5/12/17	3.5	0.48	3.98
5000m	48	Obsa ALI	JR	13:53.80	4/21/17	0.05	0.13	0.18
HJ	16	Ryan LOCKARD	SR	2.20m 7-2½	4/23/16	5	0.41	5.41
PV	41	Glen HAROLD	SR	5.25m 17-2¾	5/27/17	0.225	0.00	0.22
Team Total								29.60

69



Youngstown State

Horizon League

▼ 5

Event	Scrd As	Athlete	Yr	Scored Mark	Date	Pl. Pts.	Bonus	TOTAL
Scored bests come from PRE-SEASON DATA								
110H	3	Chad ZALLOW	JR	13.37w	3/30/17	26	2.38	28.38
Team Total								28.38

"Scrd As", short for "Scored As", Standing used for place points portion of performance's score combining preseason data (when applied) to current season data

Numbers in BLACK are both the performance's actual NCAA rank AND "scored as" rank Numbers in RED indicate actual NCAA rank does not exist or is worse than "scored as" rank Numbers in BLUE indicate actual NCAA rank is better than "scored as" rank

USTFCCCA Non-Member

Non-Member Schools Will NOT be ranked, beginning Week 2



2018 Outdoor Track & Field, Week #3

Only those who score >0.01 pts are shown
D denotes multiple-event rule in affect

MEN

70



Southern Utah

Big Sky Conference

▲ 1

Event	Scrd As	Athlete	Yr	Scored Mark	Date	Pl. Pts.	Bonus	TOTAL
Scored bests come from CURRENT season								
JAV	23	Skyler PORCARO	JR	71.10m	233-3	3/22/18	1.5	0.13 1.63
Scored bests come from PRE-SEASON DATA								
1500	43	Mike TATE	SR	3:42.72		5/2/15	0.175	0.17 0.35
5000m	4	Mike TATE	SR	13:34.28		5/5/17	24	1.33 25.33
5000m	30	Kasey KNEVELBAARD	JR	13:50.08		4/13/17	0.7	0.26 0.96
Team Total								28.28

71



Oklahoma

Big 12 Conference

▼ 2

Event	Scrd As	Athlete	Yr	Scored Mark	Date	Pl. Pts.	Bonus	TOTAL
Scored bests come from CURRENT season								
4x100	10	Wesley, Sheffield, Webb, Brown		39.47		3/16/18	12	1.01 13.01
HJ	9	Vernon TURNER	FR	2.23m	7-3¼	3/28/18	14	1.21 15.21
Scored bests come from PRE-SEASON DATA								
HJ	48	Carl WILLIAMS	SR	2.15m	7-½	5/15/16	0.05	0.00 0.05
Team Total								28.27

72




Kent State

Mid-American Conference

▲ 2

Event	Scrd As	Athlete	Yr	Scored Mark	Date	Pl. Pts.	Bonus	TOTAL
Scored bests come from CURRENT season								
100	28	Riak REESE	SR	10.18	(1.6)	4/12/18	0.8	0.27 1.07
200m	17	Riak REESE	SR	20.43	(0.9)	3/29/18	4.5	0.45 4.95
LJ	29	Samory FRAGA	JR	7.82m	25-8 (1.8)	4/12/18	0.75	0.15 0.90
TJ	14	Craig STEVENS JR	JR	16.19mw	53-1½ (2.8)	4/12/18	7	0.84 7.84
Scored bests come from PRE-SEASON DATA								
PV	41	Christian CHAMPEN	SO	5.25m	17-2¼	4/14/17	0.225	0.00 0.22
DEC	10	TJ LAWSON	SO	7,725		6/8/17	12	1.06 13.06
Team Total								28.04

73




Indiana

Big Ten Conference

unch

Event	Scrd As	Athlete	Yr	Scored Mark	Date	Pl. Pts.	Bonus	TOTAL
Scored bests come from CURRENT season								
800m	44	Cooper WILLIAMS	SO	1:48.37		4/12/18	0.15	0.08 0.23
5000m	32	Ben VEATCH	FR	13:50.49		3/30/18	0.6	0.25 0.85
110H	19	William SESSION	SO	13.75w (2.4)		4/12/18	3.5	0.38 3.88
4x400	48	Grimmer, Williams, Harris, Muncherji		3:11.29		3/23/18	0.05	0.00 0.05
PV	36	Adam COULON	SO	5.30m	17-4¼	4/12/18	0.4	0.00 0.40
Scored bests come from PRE-SEASON DATA								
800m	11	Daniel KUHN	RS JR	1:46.69		3/26/16	10	1.03 11.03
Steeple	25	Joseph MURPHY	JR	8:47.78		5/12/17	0.95	0.32 1.27
LJ	41	Treyton HARRIS	JR	7.76m	25-5½	3/24/17	0.225	0.00 0.22
TJ	32	Eric BETHEA	JR	15.77m	51-9	3/24/17	0.6	0.13 0.73
SP	13	Willie MORRISON	JR	19.69m	64-7¼	5/27/17	8	0.81 8.81
HT	43	Andrew MILLER	SR	64.13m	210-5	3/28/15	0.175	0.00 0.17
Team Total								27.65

74



Louisville

Atlantic Coast Conference

▲ 13

Event	Scrd As	Athlete	Yr	Scored Mark	Date	Pl. Pts.	Bonus	TOTAL
Scored bests come from CURRENT season								
HJ	12	Damar ROBINSON	SR	2.21m	7-3	4/13/18	9	0.60 9.60
LJ	23	Marcus JEGEDE	JR	7.86m	25-9¼ (1.4)	4/13/18	1.5	0.31 1.81
TJ	44	Devin VALENTINE	SR	15.68m	51-5½ (0.0)	4/13/18	0.15	0.00 0.15
DISC	25	John KOLB	SO	57.28m	187-11	4/13/18	0.95	0.00 0.95
DEC	14	Joe DELGADO	SR	7,655		3/28/18	7	0.87 7.87
Scored bests come from PRE-SEASON DATA								
400H	35	Martice MOORE	JR	51.26		4/14/17	0.45	0.14 0.59
HJ	16	Javen REEVES	SR	2.20m	7-2¼	3/18/16	5	0.41 5.41
HJ	48	Jerin ALLEN	SR	2.15m	7-½	5/12/17	0.05	0.00 0.05
LJ	35	Oliver NEWPORT	SR	7.78m	25-6¼	5/14/16	0.45	0.00 0.45
DEC	36	Eric FOX	SR	7,233		3/29/17	0.4	0.00 0.40
Team Total								27.29

"Scrd As", short for "Scored As", Standing used for place points portion of performance's score combining preseason data (when applied) to current season data

Numbers in BLACK are both the performance's actual NCAA rank AND "scored as" rank Numbers in RED indicate actual NCAA rank does not exist or is worse than "scored as" rank Numbers in BLUE indicate actual NCAA rank is better than "scored as" rank

USTFCCCA Non-Member

Non-Member Schools Will NOT be ranked, beginning Week 2



2018 Outdoor Track & Field, Week #3

Only those who score >0.01 pts are shown
D denotes multiple-event rule in affect

MEN

75



Western Kentucky

Conference USA

▼ 5

Event	Scrd As	Athlete	Yr	Scored Mark	Date	Pl. Pts.	Bonus	TOTAL
Scored bests come from CURRENT season								
4x100	28	Gates, Minor, Hayes, Alexandre		39.97	4/6/18	0.8	0.21	1.01
4x400	11	Morris, Minor, Alexandre, Gates		3:07.10	3/29/18	10	0.82	10.82
Scored bests come from PRE-SEASON DATA								
100	28	Julius MORRIS	SR	10.18c (10.15)	5/11/17	0.8	0.27	1.07
200m	10	Julius MORRIS	SR	20.28	5/14/17	12	0.92	12.92
400H	26	Maor SEGED	JR	51.02	5/27/16	0.9	0.27	1.17
Team Total								27.00

76



Gonzaga

West Coast Conference

▼ 4

Event	Scrd As	Athlete	Yr	Scored Mark	Date	Pl. Pts.	Bonus	TOTAL
Scored bests come from CURRENT season								
Steeple	33	Kellen MANLEY	JR	8:51.26	3/30/18	0.55	0.06	0.61
Scored bests come from PRE-SEASON DATA								
Steeple	4	Troy FRALEY	SR	8:35.38		24	2.20	26.20
Team Total								26.80

77



Michigan State

Big Ten Conference

▼ 2

Event	Scrd As	Athlete	Yr	Scored Mark	Date	Pl. Pts.	Bonus	TOTAL
Scored bests come from CURRENT season								
PV	21	Tim EHRHARDT	SR	5.40m 17-8½	4/13/18	2.5	0.25	2.75
Scored bests come from PRE-SEASON DATA								
1500	34	Justine KIPROTICH	JR	3:42.36	4/21/17	0.5	0.24	0.74
Steeple	16	Max BENOIT	SR	8:44.46	5/29/15	5	0.57	5.57
10k	15	Clark RUIZ	SR	28:52.46	3/24/17	6	0.58	6.58
110H	41	Will AGODU	JR	13.92	5/27/17	0.225	0.00	0.22
PV	28	Noah GARY	SR	5.35m 17-6½	4/21/17	0.8	0.02	0.82
DEC	13	Tim EHRHARDT	SR	7,677	6/11/15	8	0.93	8.93
Team Total								25.61

78



Princeton

Ivy League

▼ 1

Event	Scrd As	Athlete	Yr	Scored Mark	Date	Pl. Pts.	Bonus	TOTAL
Scored bests come from CURRENT season								
110H	38	Joseph DANIELS	SO	13.88 (1.9)	3/23/18	0.3	0.07	0.37
4x100	32	Volker, Carbone, McGrath, Akosa		40.05	4/13/18	0.6	0.13	0.73
HT	7	Adam KELLY	JR	71.92m 235-11	4/6/18	18	1.65	19.65
Scored bests come from PRE-SEASON DATA								
1500	25	Garrett O'TOOLE	SR	3:41.85	4/23/16	0.95	0.38	1.33
1500	31	William PAULSON	SR	3:42.23	4/21/17	0.65	0.28	0.93
1500	60	Noah KAUPPILA	SR	3:43.38	4/23/16		0.08	0.08
PV	34	August KILES	SR	5.31m 17-5	5/6/17	0.5	0.00	0.50
TJ	40	Stefan AMOKWANDOH	JR	15.71m 51-6½	5/6/17	0.25	0.04	0.29
Team Total								23.88

79



Rice

Conference USA

▼ 3

Event	Scrd As	Athlete	Yr	Scored Mark	Date	Pl. Pts.	Bonus	TOTAL
Scored bests come from CURRENT season								
DEC	30	Charlie CARD-CHILDERS	JR	7,294	4/5/18	0.7	0.00	0.70
Scored bests come from PRE-SEASON DATA								
HT	21	Austin RIDDLE	SR	67.69m 222-1	3/29/17	2.5	0.31	2.81
DEC	7	Scott FILIP	SR	7,915	3/29/17	18	1.79	19.79
Team Total								23.31

80



Furman

Southern Conference

▼ 1

Event	Scrd As	Athlete	Yr	Scored Mark	Date	Pl. Pts.	Bonus	TOTAL
Scored bests come from PRE-SEASON DATA								
1500	49	Ryan ADAMS	JR	3:42.90	3/24/17	0.025	0.15	0.17
Steeple	6	Troy REEDER	SR	8:36.51	6/8/16	20	1.94	21.94
10k	50	Tanner HINKLE	SR	29:15.99	3/31/17	0.01	0.10	0.11
Team Total								22.22

"Scrd As", short for "Scored As", Standing used for place points portion of performance's score combining preseason data (when applied) to current season data

Numbers in BLACK are both the performance's actual NCAA rank AND "scored as" rank Numbers in RED indicate actual NCAA rank does not exist or is worse than "scored as" rank Numbers in BLUE indicate actual NCAA rank is better than "scored as" rank

USTFCCCA Non-Member

Non-Member Schools Will NOT be ranked, beginning Week 2



2018 Outdoor Track & Field, Week #3

Only those who score >0.01 pts are shown
D denotes multiple-event rule in affect

MEN

81



Miami (Fla.)

Atlantic Coast Conference

▼ 3

Event	Scrd As	Athlete	Yr	Scored Mark	Date	Pl. Pts.	Bonus	TOTAL
-------	---------	---------	----	-------------	------	----------	-------	-------

Scored bests come from CURRENT season

▶ 400H	46	McKinly BROWN	SO	51.52		3/23/18	0.1	0.00	0.10
▶ 4x400	36	Brown, Dodo, Valentine, Mullings		3:10.16		4/14/18	0.4	0.12	0.52
▶ DISC	15	Gian RAGONESI	SR	58.33m	191-4	3/23/18	6	0.41	6.41
▶ HT	10	Kevin ARREAGA	FR	69.83m	229-1	3/23/18	12	0.89	12.89

Scored bests come from PRE-SEASON DATA

▶ SP	30	Gian RAGONESI	RS SR	18.89m	61-11½	5/13/16	0.7	0.00	0.70
▶ DEC	28	Andreas CHRISTODOULOU	JR	7,334		5/15/16	0.8	0.03	0.83

Team Total 21.46

82



Notre Dame

Atlantic Coast Conference

▼ 1

Event	Scrd As	Athlete	Yr	Scored Mark	Date	Pl. Pts.	Bonus	TOTAL
-------	---------	---------	----	-------------	------	----------	-------	-------

Scored bests come from CURRENT season

▶ 1500	28	Jacob DUMFORD	SR	3:42.04		3/30/18	0.8	0.33	1.13
▶ PV	7	Nate RICHARTZ	SR	5.60m	18-4½	3/16/18	18	1.42	19.42

Scored bests come from PRE-SEASON DATA

▶ HJ	38	Matthew BIRZER	JR	2.17m	7-1½	5/15/16	0.3	0.00	0.30
------	----	----------------	----	-------	------	---------	-----	------	------

Team Total 20.85

83



La Salle

Atlantic 10 Conference

unch

Event	Scrd As	Athlete	Yr	Scored Mark	Date	Pl. Pts.	Bonus	TOTAL
-------	---------	---------	----	-------------	------	----------	-------	-------

Scored bests come from PRE-SEASON DATA

▶ 800m	7	Chris SANDERS	RS SR	1:46.52	6/8/16	18	1.21	19.21
--------	---	---------------	-------	---------	--------	----	------	-------

Team Total 19.21

84



Iona

Metro Atlantic Athletic Conference

▲ 1

Event	Scrd As	Athlete	Yr	Scored Mark	Date	Pl. Pts.	Bonus	TOTAL
-------	---------	---------	----	-------------	------	----------	-------	-------

Scored bests come from PRE-SEASON DATA

▶ 1500	48	Liam DEE	RS JR	3:42.86	5/16/16	0.05	0.15	0.20
▶ Steeple	12	Brandon ALLEN	RS SR	8:42.83	5/27/16	9	0.75	9.75
▶ Steeple	21	Johannes MOTSCHMANN	SR	8:46.49	5/27/17	2.5	0.41	2.91
▶ 5000m	26	Chartt MILLER	SR	13:49.60	4/21/17	0.9	0.28	1.18
▶ 10k	17	Gilbert KIRUI	JR	28:54.90	3/31/17	4.5	0.50	5.00

Team Total 19.04

85



Boise State

Mountain West Conference

▼ 1

Event	Scrd As	Athlete	Yr	Scored Mark	Date	Pl. Pts.	Bonus	TOTAL
-------	---------	---------	----	-------------	------	----------	-------	-------

Scored bests come from CURRENT season

▶ Steeple	8	Yusuke UCHIKOSHI	SR	8:38.32	3/30/18	16	1.52	17.52
▶ 10k	33	Miler HALLER	JR	29:08.90	3/30/18	0.55	0.23	0.78

Scored bests come from PRE-SEASON DATA

▶ 200m	35	Dusty FISHER	SR	20.57	5/13/17	0.45	0.21	0.66
--------	----	--------------	----	-------	---------	------	------	------

Team Total 18.96

86



Stephen F. Austin

Southland Conference

▼ 6

Event	Scrd As	Athlete	Yr	Scored Mark	Date	Pl. Pts.	Bonus	TOTAL
-------	---------	---------	----	-------------	------	----------	-------	-------

Scored bests come from CURRENT season

▶ 4x100	19	Piper, Love, Hawkins,		39.71	3/22/18	3.5	0.49	3.99
▶ 4x400	32	Gleason, Davis, Murphy, Hawkins		3:09.82	3/16/18	0.6	0.18	0.78

Scored bests come from PRE-SEASON DATA

▶ 100	30	Aaron PIPER	SR	10.19w	4/6/17	0.7	0.23	0.93	
▶ 400H	33	Kerry GLEASON	SR	51.20	4/16/16	0.55	0.17	0.72	
▶ PV	11	Antonio RUIZ	JR	5.52m	18-1½	5/5/17	10	0.80	10.80
▶ PV	33	Noah GILFILLAN	SR	5.33m	17-5½	4/6/17	0.55	0.00	0.55
▶ LJ	34	Isaiah PITTMAN	JR	7.79m	25-6½	5/12/17	0.5	0.03	0.53

Team Total 18.31

"Scrd As", short for "Scored As", Standing used for place points portion of performance's score combining preseason data (when applied) to current season data

Numbers in BLACK are both the performance's actual NCAA rank AND "scored as" rank Numbers in RED indicate actual NCAA rank does not exist or is worse than "scored as" rank Numbers in BLUE indicate actual NCAA rank is better than "scored as" rank

USTFCCCA Non-Member

Non-Member Schools Will NOT be ranked, beginning Week 2



USTFCCCA NCAA Division I National Team Computer Rankings

as of 4/16/2018 8:34:08 AM

2018 Outdoor Track & Field, Week #3

Only those who score >0.01 pts are shown
D denotes multiple-event rule in affect

MEN

87



Cincinnati

American Athletic Conference

▲ 1

Event	Scrd As	Athlete	Yr	Scored Mark	Date	Pl. Pts.	Bonus	TOTAL
Scored bests come from PRE-SEASON DATA								
400	31	Jimmy BROOKS	RS SR	46.04	5/12/16	0.65	0.19	0.84
PV	9	Adrian VALLES	SR	5.55m 18-2½	4/28/17	14	0.97	14.97
DEC	23	Alex BLOOM	SR	7,401	5/12/17	1.5	0.20	1.70
Team Total								17.51

88



Northern Arizona

Big Sky Conference

▲ 1

Event	Scrd As	Athlete	Yr	Scored Mark	Date	Pl. Pts.	Bonus	TOTAL
Scored bests come from CURRENT season								
5000m	10	Tyler DAY	SO	13:40.22	3/30/18	12	0.89	12.89
5000m	27	Luis GRIJALVA	FR	13:49.75	3/30/18	0.85	0.27	1.12
Scored bests come from PRE-SEASON DATA								
1500	26	Geordie BEAMISH	SO	3:41.87	4/13/17	0.9	0.37	1.27
1500	67	Andy TROUARD	RS SR	3:43.61	5/28/16		0.05	0.05
5000m	45	Geordie BEAMISH	SO	13:53.59	3/31/17	0.125	0.13	0.26
5000m	64	Andy TROUARD	RS SR	13:56.95	4/5/14		0.01	0.01
10k	28	Tyler DAY	RS SO	29:06.85	4/1/16	0.8	0.27	1.07
10k	39	Cory GLINES	SR	29:11.99	4/2/16	0.275	0.18	0.45
Team Total								17.14

89



Hampton

Mid-Eastern Athletic Conference

▼ 3

Event	Scrd As	Athlete	Yr	Scored Mark	Date	Pl. Pts.	Bonus	TOTAL
Scored bests come from CURRENT season								
4x400	19	Garrett, Powell, Beatty, Williams		3:08.05	3/29/18	3.5	0.51	4.01
Scored bests come from PRE-SEASON DATA								
400H	10	Jaelen WILLIAMS	SO	50.46		12	0.78	12.78
Team Total								16.78

90



Long Beach State

Big West Conference

▼ 8

Event	Scrd As	Athlete	Yr	Scored Mark	Date	Pl. Pts.	Bonus	TOTAL
Scored bests come from CURRENT season								
4x400	37	Harris, York-Mouton, Johnson, Babineaux		3:10.30	3/16/18	0.35	0.10	0.45
Scored bests come from PRE-SEASON DATA								
HJ	16	Vincent CALHOUN	SR	2.20m 7-2½	4/28/17	5	0.41	5.41
LJ	12	Kemonie BRIGGS	JR	7.99mw 26-2¾	3/4/17	9	0.98	9.98
DISC	35	Josh CARR	JR	56.70m 186-0	3/4/17	0.45	0.00	0.45
DEC	35	Herman DAY	RS JR	7,249	3/24/16	0.45	0.00	0.45
Team Total								16.74

91



Campbell

Big South Conference

▼ 1

Event	Scrd As	Athlete	Yr	Scored Mark	Date	Pl. Pts.	Bonus	TOTAL
Scored bests come from CURRENT season								
1500	64	Amon KEMBOI	SO	3:43.49	4/6/18		0.07	0.07
10k	12	Lawrence KIPKOECH	JR	28:48.26	3/30/18	9	0.73	9.73
10k	18	Amon KEMBOI	SO	28:55.46	3/30/18	4	0.48	4.48
Scored bests come from PRE-SEASON DATA								
5000m	23	Amon KEMBOI	SO	13:47.77	4/13/17	1.5	0.35	1.85
5000m	51	Lawrence KIPKOECH	RS JR	13:53.97	4/17/15		0.12	0.12
Team Total								16.26

92



Wake Forest

Atlantic Coast Conference

▲ 1

Event	Scrd As	Athlete	Yr	Scored Mark	Date	Pl. Pts.	Bonus	TOTAL
Scored bests come from PRE-SEASON DATA								
800m	10	Robert HEPPENSTALL	JR	1:46.68		12	1.04	13.04
1500	27	Simon HOLDEN	RS SR	3:41.92	4/17/15	0.85	0.36	1.21
1500	56	Robert HEPPENSTALL	JR	3:43.22	4/14/17		0.11	0.11
SP	36	John MAURINS	RS JR	18.73m 61-5½	5/16/15	0.4	0.00	0.40
Team Total								14.75

"Scrd As", short for "Scored As", Standing used for place points portion of performance's score combining preseason data (when applied) to current season data

Numbers in BLACK are both the performance's actual NCAA rank AND "scored as" rank Numbers in RED indicate actual NCAA rank does not exist or is worse than "scored as" rank Numbers in BLUE indicate actual NCAA rank is better than "scored as" rank

USTFCCCA Non-Member

Non-Member Schools Will NOT be ranked, beginning Week 2



2018 Outdoor Track & Field, Week #3

Only those who score >0.01 pts are shown
D denotes multiple-event rule in affect

MEN

93



Washington State

Pac-12 Conference

▲ 1

Event	Scrd As	Athlete	Yr	Scored Mark		Date	Pl. Pts.	Bonus	TOTAL
Scored bests come from CURRENT season									
▶ 1500	55	Chandler TEIGEN	JR	3:43.13		3/30/18		0.12	0.12
▶ HT	11	Brock EAGER	JR	69.57m	228-3	3/30/18	10	0.82	10.82
▶ HT	47	Amani BROWN	JR	63.55m	208-6	4/13/18	0.075	0.00	0.08
Scored bests come from PRE-SEASON DATA									
▶ 100	40	Ja'Maun CHARLES	JR	10.22w		5/27/17	0.25	0.14	0.39
▶ 10k	35	Michael WILLIAMS	SR	29:09.28		4/1/16	0.45	0.23	0.68
▶ 10k	49	John WHELAN	RS SR	29:15.94		4/1/16	0.025	0.11	0.13
▶ JAV	24	Brad STEVENS	RS SR	71.07m	233-2	4/16/15	1	0.13	1.13
Team Total									13.34

94



South Alabama

Sun Belt Conference

▲ 1

Event	Scrd As	Athlete	Yr	Scored Mark		Date	Pl. Pts.	Bonus	TOTAL
Scored bests come from CURRENT season									
▶ 100	51	Rafael SCOTT	SR	10.25w	(3.2)	4/13/18		0.04	0.04
▶ 4x100	43	Davis, Elam, Porter, Scott		40.29		3/16/18	0.175	0.00	0.18
▶ PV	21	Niel GILIOMEE	SR	5.40m	17-8½	4/6/18	2.5	0.25	2.75
Scored bests come from PRE-SEASON DATA									
▶ PV	12	Sean COLLINS	JR	5.51m	18-1	5/15/16	9	0.76	9.76
Team Total									12.72

95



Iowa State

Big 12 Conference

▲ 1

Event	Scrd As	Athlete	Yr	Scored Mark	Date	Pl. Pts.	Bonus	TOTAL	
Scored bests come from CURRENT season									
▶ 800m	25	Roshon ROOMES	SO	1:47.60	4/5/18	0.95	0.35	1.30	
▶ 800m	46	Festus LAGAT	SO	1:48.45	4/5/18	0.1	0.05	0.15	
▶ 5000m	13	Edwin KURGAT	SO	13:41.94	3/30/18	8	0.76	8.76	
▶ 5000m	61	Dan CURTS	JR	13:56.39	3/30/18		0.03	0.03	
▶ 4x400	37	Fogltanz, Dennison, Berry, Hayes		3:10.30	3/29/18	0.35	0.10	0.45	
▶ HJ	44	Jalen FORD	SR	2.16m	7-1	3/29/18	0.15	0.00	0.15
Scored bests come from PRE-SEASON DATA									
▶ 800m	27	Jaymes DENNISON	SR	1:47.63	4/6/17	0.85	0.34	1.19	
▶ 1500	69	Dan CURTS	JR	3:43.67	4/21/17		0.05	0.05	
▶ 5000m	58	Nathan RODRIGUEZ	RS SO	13:55.11	4/1/16		0.08	0.08	
▶ 5000m	59	Andrew JORDAN	SO	13:55.12	4/21/17		0.08	0.08	
Team Total								12.24	

96



Southern Illinois

Missouri Valley Conference

▲ 1

Event	Scrd As	Athlete	Yr	Scored Mark		Date	Pl. Pts.	Bonus	TOTAL
Scored bests come from CURRENT season									
▶ SP	14	Jared KERN	SR	19.66m	64-6	4/12/18	7	0.78	7.78
▶ DISC	47	Ricky HURLEY	SO	56.07m	183-11	4/12/18	0.075	0.00	0.08
Scored bests come from PRE-SEASON DATA									
▶ 400	19	Warren HAZEL	JR	45.70		5/27/17	3.5	0.47	3.97
Team Total									11.82

97



Boston University

Patriot League

▲ 50

Event	Scrd As	Athlete	Yr	Scored Mark		Date	Pl. Pts.	Bonus	TOTAL
Scored bests come from CURRENT season									
▶ 4x100	49	Flynn, Onwuzurike, Love, Nurse		40.42		4/13/18	0.025	0.00	0.03
▶ TJ	11	David OLUWADARA	SR	16.21m	53-2¼ (1.3)	4/13/18	10	0.90	10.90
Scored bests come from PRE-SEASON DATA									
▶ 1500	33	Alexander SEAL	JR	3:42.35		4/23/16	0.55	0.24	0.79
Team Total									11.71

"Scrd As", short for "Scored As", Standing used for place points portion of performance's score combining preseason data (when applied) to current season data

Numbers in BLACK are both the performance's actual NCAA rank AND "scored as" rank Numbers in RED indicate actual NCAA rank does not exist or is worse than "scored as" rank Numbers in BLUE indicate actual NCAA rank is better than "scored as" rank

USTFCCCA Non-Member

Non-Member Schools Will NOT be ranked, beginning Week 2



USTFCCCA NCAA Division I National Team Computer Rankings

2018 Outdoor Track & Field, Week #3

as of 4/16/2018 8:34:09 AM

Only those who score >0.01 pts are shown
D denotes multiple-event rule in affect

MEN

98



Sam Houston State

Southland Conference

▼ 6

Event	Scrd As	Athlete	Yr	Scored Mark	Date	Pl. Pts.	Bonus	TOTAL
Scored bests come from CURRENT season								
100	16	Chris JEFFERSON	JR	10.08w (3.6)	3/28/18	5	0.67	5.67
4x100	39	McCall, Coleman, Tisdell, Jefferson		40.19	3/28/18	0.275	0.00	0.28
Scored bests come from PRE-SEASON DATA								
200m	44	Chris JEFFERSON	JR	20.61	5/12/17	0.15	0.15	0.30
800m	22	Jeffrey MOORE	SR	1:47.40		2	0.49	2.49
HT	22	Joshua HERNANDEZ	SO	67.62m 221-10	5/27/17	2	0.30	2.30
JAV	44	Anthony GARCIA	SR	68.35m 224-3	5/8/16	0.15	0.00	0.15
DEC	34	Tyler ADAMS	RS JR	7,259	5/6/16	0.5	0.00	0.50
Team Total								11.67

99



Connecticut

American Athletic Conference

▼ 8

Event	Scrd As	Athlete	Yr	Scored Mark	Date	Pl. Pts.	Bonus	TOTAL
Scored bests come from PRE-SEASON DATA								
TJ	16	Malik SNEAD	JR	16.18m 53-1	4/15/17	5	0.81	5.81
JAV	16	Kevin FOSTER	SR	72.09m 236-6	3/17/17	5	0.31	5.31
JAV	34	Seth ZUIDEMA	SR	70.22m 230-4	5/12/17	0.5	0.00	0.50
Team Total								11.62

100



NC State

Atlantic Coast Conference

▲ 4

Event	Scrd As	Athlete	Yr	Scored Mark	Date	Pl. Pts.	Bonus	TOTAL
Scored bests come from CURRENT season								
200m	22	Dylan PEEBLES	SO	20.46w (3.1)	4/13/18	2	0.40	2.40
200m	54	Shannon PATTERSON	JR	20.65w (3.1)	4/13/18		0.08	0.08
4x100	27	Peebles, Charleston, Patterson, Johnson		39.96	4/13/18	0.85	0.22	1.07
Scored bests come from PRE-SEASON DATA								
100	15	Cravont CHARLESTON	SO	10.07w	5/12/17	6	0.73	6.73
HT	28	Josh DAVIS	SR	66.68m 218-9	3/30/17	0.8	0.04	0.84
Team Total								11.13

101



Arizona State

Pac-12 Conference

▼ 2

Event	Scrd As	Athlete	Yr	Scored Mark	Date	Pl. Pts.	Bonus	TOTAL
Scored bests come from CURRENT season								
PV	28	Cole RIDDLE	FR	5.35m 17-6½	4/5/18	0.8	0.02	0.82
PV	41	Nathan HIETT	SR	5.25m 17-2¾	4/5/18	0.225	0.00	0.22
Scored bests come from PRE-SEASON DATA								
1500	70	Bernie MONTOYA	RS JR	3:43.68	5/14/16		0.04	0.04
HJ	48	Joey BRYANT	JR	2.15m 7-½	4/6/17	0.05	0.00	0.05
JAV	12	Hudson KEFFER	RS SO	73.08m 239-9	4/30/16	9	0.49	9.49
Team Total								10.63

102



New Hampshire

America East Conference

▲ 9

Event	Scrd As	Athlete	Yr	Scored Mark	Date	Pl. Pts.	Bonus	TOTAL
Scored bests come from CURRENT season								
HT	12	Michael SHANAHAN	SR	69.32m 227-5	4/14/18	9	0.75	9.75
Team Total								9.75

103



Liberty

Big South Conference

▼ 5

Event	Scrd As	Athlete	Yr	Scored Mark	Date	Pl. Pts.	Bonus	TOTAL
Scored bests come from CURRENT season								
110H	24	Jovaine ATKINSON	SO	13.77w (3.6)	3/28/18	1	0.33	1.33
4x400	46	Durham, Todd, Prentice, Zapata		3:11.24	3/23/18	0.1	0.00	0.10
DEC	16	Markus BALLENGEE	SO	7,537	3/28/18	5	0.56	5.56
Scored bests come from PRE-SEASON DATA								
10k	27	Azaria KIRWA	JR	29:05.57	3/24/17	0.85	0.30	1.15
JAV	27	Denzel PRATT	JR	70.72m 232-0	5/10/17	0.85	0.07	0.92
Team Total								9.06

"Scrd As", short for "Scored As", Standing used for place points portion of performance's score combining preseason data (when applied) to current season data

Numbers in BLACK are both the performance's actual NCAA rank AND "scored as" rank Numbers in RED indicate actual NCAA rank does not exist or is worse than "scored as" rank Numbers in BLUE indicate actual NCAA rank is better than "scored as" rank

USTFCCCA Non-Member

Non-Member Schools Will NOT be ranked, beginning Week 2



USTFCCCA NCAA Division I National Team Computer Rankings

as of 4/16/2018 8:34:09 AM

2018 Outdoor Track & Field, Week #3

Only those who score >0.01 pts are shown
D denotes multiple-event rule in affect

MEN

104



Monmouth

Metro Atlantic Athletic Conference

▼ 1

Event	Scrd As	Athlete	Yr	Scored Mark	Date	Pl. Pts.	Bonus	TOTAL
-------	---------	---------	----	-------------	------	----------	-------	-------

Scored bests come from PRE-SEASON DATA

▶ 800m	16	Dylan CAPWELL	SR	1:47.20		5/30/15	5	0.63	5.63
▶ SP	20	Corey MURPHY	SR	19.22m	63-¾	4/21/17	3	0.29	3.29

Team Total 8.92

105



Charlotte

Conference USA

▼ 3

Event	Scrd As	Athlete	Yr	Scored Mark	Date	Pl. Pts.	Bonus	TOTAL
-------	---------	---------	----	-------------	------	----------	-------	-------

Scored bests come from CURRENT season

▶ PV	21	Keon HOWE	JR	5.40m	17-8½	4/13/18	2.5	0.25	2.75
▶ PV	41	Elijah COLE	SO	5.25m	17-2½	4/13/18	0.225	0.00	0.22

Scored bests come from PRE-SEASON DATA

▶ 10k	41	Tom NOBLES	JR	29:13.35		3/24/17	0.225	0.15	0.38
▶ HT	17	Stevan VESELINOVIC	JR	68.22m	223-10	3/30/17	4.5	0.46	4.96

Team Total 8.31

106



Northeastern

Colonial Athletic Association

▲ 25

Event	Scrd As	Athlete	Yr	Scored Mark	Date	Pl. Pts.	Bonus	TOTAL
-------	---------	---------	----	-------------	------	----------	-------	-------

Scored bests come from CURRENT season

▶ 4x100	24	Morton, Darrow, O'Connor, Djero		39.77		4/14/18	1	0.43	1.43
---------	----	---------------------------------	--	-------	--	---------	---	------	------

▶ LJ	15	Kyle DARROW	SR	7.97m	26-1¼ (-2.6)	4/14/18	6	0.82	6.82
------	----	-------------	----	-------	--------------	---------	---	------	------

▶ DISC	49	Eric MELLUSI	SR	55.97m	183-7	3/30/18	0.025	0.00	0.03
--------	----	--------------	----	--------	-------	---------	-------	------	------

Team Total 8.27

107



UT Arlington

Sun Belt Conference

▼ 6

Event	Scrd As	Athlete	Yr	Scored Mark	Date	Pl. Pts.	Bonus	TOTAL
-------	---------	---------	----	-------------	------	----------	-------	-------

Scored bests come from CURRENT season

▶ 4x100	35	McBride, Gray, Haynes, Seastrunk		40.15		3/16/18	0.45	0.02	0.47
---------	----	----------------------------------	--	-------	--	---------	------	------	------

▶ 4x400	15	Mitchell, Martinsson, Wallace, Seastrunk		3:07.34		3/28/18	6	0.74	6.74
---------	----	--	--	---------	--	---------	---	------	------

Scored bests come from PRE-SEASON DATA

▶ 800m	49	Erik MARTINSSON	JR	1:48.53		5/3/17	0.025	0.02	0.05
▶ 110H	33	Emeka NWANGWU	SR	13.86w		5/27/17	0.55	0.12	0.67

▶ DEC	48	Christian SCHIEMANN	SR	7,058		4/15/15	0.05	0.00	0.05
-------	----	---------------------	----	-------	--	---------	------	------	------

Team Total 7.98

108



Northern Iowa

Missouri Valley Conference

▲ 4

Event	Scrd As	Athlete	Yr	Scored Mark	Date	Pl. Pts.	Bonus	TOTAL
-------	---------	---------	----	-------------	------	----------	-------	-------

Scored bests come from CURRENT season

▶ 400H	43	Jacob SMITH	SO	51.47		4/12/18	0.175	0.02	0.20
▶ 4x400	20	Van Den Bergh, Frost, Smith, Long		3:08.35		4/12/18	3	0.42	3.42

Scored bests come from PRE-SEASON DATA

▶ DISC	18	Issac HOLTZ	JR	58.12m	190-8	5/12/17	4	0.33	4.33
--------	----	-------------	----	--------	-------	---------	---	------	------

Team Total 7.95

109



Sacramento State

Big Sky Conference

▼ 9

Event	Scrd As	Athlete	Yr	Scored Mark	Date	Pl. Pts.	Bonus	TOTAL
-------	---------	---------	----	-------------	------	----------	-------	-------

Scored bests come from CURRENT season

▶ TJ	48	Jah STRANGE	SO	15.63m	51-3½ (0.7)	3/22/18	0.05	0.00	0.05
------	----	-------------	----	--------	-------------	---------	------	------	------

Scored bests come from PRE-SEASON DATA

▶ TJ	14	Darius ARMSTEAD	SR	16.19m	53-1½	4/21/17	7	0.84	7.84
------	----	-----------------	----	--------	-------	---------	---	------	------

Team Total 7.89

"Scrd As", short for "Scored As", Standing used for place points portion of performance's score combining preseason data (when applied) to current season data

Numbers in BLACK are both the performance's actual NCAA rank AND "scored as" rank Numbers in RED indicate actual NCAA rank does not exist or is worse than "scored as" rank Numbers in BLUE indicate actual NCAA rank is better than "scored as" rank

USTFCCCA Non-Member

Non-Member Schools Will NOT be ranked, beginning Week 2



2018 Outdoor Track & Field, Week #3

Only those who score >0.01 pts are shown
D denotes multiple-event rule in affect

MEN

110

Rhode Island
Atlantic 10 Conference

▼ 3

Event	Scrd As	Athlete	Yr	Scored Mark	Date	Pl. Pts.	Bonus	TOTAL
-------	---------	---------	----	-------------	------	----------	-------	-------

Scored bests come from PRE-SEASON DATA

PV	41	Ondrej HONKA	SR	5.25m	17-2½	5/26/16	0.225	0.00	0.22
JAV	14	Greg MCMANUS	SO	72.29m	237-2	4/1/17	7	0.35	7.35

Team Total 7.57

111

Eastern Michigan
Mid-American Conference

▲ 16

Event	Scrd As	Athlete	Yr	Scored Mark	Date	Pl. Pts.	Bonus	TOTAL
-------	---------	---------	----	-------------	------	----------	-------	-------

Scored bests come from CURRENT season

10k	64	Hlynur ANDRESSON	SR	29:20.92	3/30/18		0.01	0.01
4x100	41	Johnson, Antonio, Richardson, Brown		40.26	3/16/18	0.225	0.00	0.23
4x400	16	Johnson, Underwood, Richardson, Brown		3:07.38	4/12/18	5	0.73	5.73

Scored bests come from PRE-SEASON DATA

▶ 400	30	Tyler BROWN	RS SR	46.02		4/19/14	0.7	0.21	0.91
▶ Steeple	49	Hlynur ANDRESSON	SR	8:54.75		5/27/17	0.025	0.00	0.03
▶ JAV	42	Derek ZIEGENFUSS	JR	68.89m	226-0	5/11/17	0.2	0.00	0.20

Team Total 7.10

112

Texas State
Sun Belt Conference

▼ 4

Event	Scrd As	Athlete	Yr	Scored Mark	Date	Pl. Pts.	Bonus	TOTAL
-------	---------	---------	----	-------------	------	----------	-------	-------

Scored bests come from CURRENT season


▶ 4x400	50	Porter, Pierre, Green, Allen		3:11.53		3/28/18	0.01	0.00	0.01
▶ SP	16	T'Mond JOHNSON	JR	19.59m	64-3½	3/22/18	5	0.70	5.70

Scored bests come from PRE-SEASON DATA

▶ 400	47	Lincoln WARREN	JR	46.36		5/12/17	0.075	0.00	0.08
▶ TJ	26	Alvin CHIKAEZE	SR	15.80m	51-10	4/30/16	0.9	0.18	1.08

Team Total 6.86

113

Cal State Northridge
Big West Conference

▲ 25

Event	Scrd As	Athlete	Yr	Scored Mark	Date	Pl. Pts.	Bonus	TOTAL
-------	---------	---------	----	-------------	------	----------	-------	-------

Scored bests come from CURRENT season

SP	49	Clint MEYER	SO	18.31m	60-1	4/13/18	0.025	0.00	0.03
HT	16	Erick LOOMIS	JR	68.25m	223-11	4/13/18	5	0.47	5.47

Scored bests come from PRE-SEASON DATA

DISC	33	Daniel SWARBRICK	SR	56.85m	186-6	5/14/16	0.55	0.00	0.55
------	----	------------------	----	--------	-------	---------	------	------	------

Team Total 6.04

114

North Florida
Atlantic Sun Conference

▼ 8

Event	Scrd As	Athlete	Yr	Scored Mark	Date	Pl. Pts.	Bonus	TOTAL
-------	---------	---------	----	-------------	------	----------	-------	-------

Scored bests come from PRE-SEASON DATA

▶ 1500	39	Nick MORKEN	RS JR	3:42.56		3/31/16	0.275	0.19	0.47
▶ HJ	16	Bobby HARRIS	SR	2.20m	7-2½	4/16/16	5	0.41	5.41

Team Total 5.88

115

Oakland
Horizon League

▼ 2

Event	Scrd As	Athlete	Yr	Scored Mark	Date	Pl. Pts.	Bonus	TOTAL
-------	---------	---------	----	-------------	------	----------	-------	-------

Scored bests come from PRE-SEASON DATA

Steeple	18	Andrew BOWMAN	RS SR	8:45.23	5/27/16	4	0.51	4.51
5000m	28	Bryce STROEDE	SR	13:49.90	4/21/17	0.8	0.27	1.07

Team Total 5.58

116

Kennesaw State
Atlantic Sun Conference

▼ 6

Event	Scrd As	Athlete	Yr	Scored Mark	Date	Pl. Pts.	Bonus	TOTAL
-------	---------	---------	----	-------------	------	----------	-------	-------

Scored bests come from CURRENT season

110H	18	Dayo AKINDELE	JR	13.74	(2.0)	3/28/18	4	0.41	4.41
DEC	41	Paris WILLIAMS	SO	7,175		4/6/18	0.225	0.00	0.22

Scored bests come from PRE-SEASON DATA

LJ	31	Dayo AKINDELE	JR	7.80mw	25-7½	5/12/17	0.65	0.07	0.72
----	----	---------------	----	--------	-------	---------	------	------	------

Team Total 5.36

"Scrd As", short for "Scored As", Standing used for place points portion of performance's score combining preseason data (when applied) to current season data

Numbers in BLACK are both the performance's actual NCAA rank AND "scored as" rank Numbers in RED indicate actual NCAA rank does not exist or is worse than "scored as" rank Numbers in BLUE indicate actual NCAA rank is better than "scored as" rank

USTFCCCA Non-Member

Non-Member Schools Will NOT be ranked, beginning Week 2



2018 Outdoor Track & Field, Week #3

Only those who score >0.01 pts are shown
D denotes multiple-event rule in affect

MEN

117



Manhattan

▼ 2

Metro Atlantic Athletic Conference

Event	Scrd As	Athlete	Yr	Scored Mark	Date	Pl. Pts.	Bonus	TOTAL
-------	---------	---------	----	-------------	------	----------	-------	-------

Scored bests come from CURRENT season

▶ HJ	38	Brenton FOSTER	SO	2.17m	7-1½	4/13/18	0.3	0.00	0.30
------	----	----------------	----	-------	------	---------	-----	------	------

Scored bests come from PRE-SEASON DATA

▶ HT	18	Love LITZELL	SR	68.01m	223-1	4/18/15	4	0.40	4.40
------	----	--------------	----	--------	-------	---------	---	------	------

Team Total 4.70

118



Abilene Christian

▼ 13

Southland Conference

Event	Scrd As	Athlete	Yr	Scored Mark	Date	Pl. Pts.	Bonus	TOTAL
-------	---------	---------	----	-------------	------	----------	-------	-------

Scored bests come from CURRENT season

▶ 4x400	24	Williams, Brownlow, Williams, Linton		3:09.01	3/23/18	1	0.31	1.31
---------	----	---	--	---------	---------	---	------	------

▶ DISC	20	Kai SCHMIDT	JR	58.00m	190-3	3/23/18	3	0.28	3.28
--------	----	-------------	----	--------	-------	---------	---	------	------

Team Total 4.59

119



Georgia Tech

▼ 3

Atlantic Coast Conference

Event	Scrd As	Athlete	Yr	Scored Mark	Date	Pl. Pts.	Bonus	TOTAL
-------	---------	---------	----	-------------	------	----------	-------	-------

Scored bests come from CURRENT season

▶ 1500	61	Avery BARTLETT	JR	3:43.45	4/13/18		0.07	0.07
--------	----	----------------	----	---------	---------	--	------	------

▶ 5000m	34	Nahom SOLOMON	SR	13:51.92	3/30/18		0.5	0.20	0.70
---------	----	---------------	----	----------	---------	--	-----	------	------

▶ 4x400	27	Brooks, Bartlett, Jean, Pietsch		3:09.21	3/29/18		0.85	0.28	1.13
---------	----	------------------------------------	--	---------	---------	--	------	------	------

Scored bests come from PRE-SEASON DATA

▶ 800m	28	Avery BARTLETT	JR	1:47.74	5/27/17		0.8	0.30	1.10
--------	----	----------------	----	---------	---------	--	-----	------	------

▶ 800m	41	Andres LITTIG	SR	1:48.20	5/15/16		0.225	0.14	0.36
--------	----	---------------	----	---------	---------	--	-------	------	------

Team Total 3.36

120



Tulsa

unch

American Athletic Conference

Event	Scrd As	Athlete	Yr	Scored Mark	Date	Pl. Pts.	Bonus	TOTAL
-------	---------	---------	----	-------------	------	----------	-------	-------

Scored bests come from CURRENT season

▶ 10k	31	Benjamin PREISNER	JR	29:08.17	3/30/18		0.65	0.25	0.90
-------	----	-------------------	----	----------	---------	--	------	------	------

Scored bests come from PRE-SEASON DATA

▶ 1500	36	Marc SCOTT	RS SR	3:42.39	4/14/16		0.4	0.23	0.63
--------	----	------------	-------	---------	---------	--	-----	------	------

▶ Steeple	30	Benjamin PREISNER	JR	8:49.44	3/31/17		0.7	0.19	0.89
-----------	----	-------------------	----	---------	---------	--	-----	------	------

▶ Steeple	32	Austin DEL ROSSO	JR	8:49.71	3/31/17		0.6	0.17	0.77
-----------	----	------------------	----	---------	---------	--	-----	------	------

Team Total 3.19

121



Harvard

▼ 7

Ivy League

Event	Scrd As	Athlete	Yr	Scored Mark	Date	Pl. Pts.	Bonus	TOTAL
-------	---------	---------	----	-------------	------	----------	-------	-------

Scored bests come from CURRENT season


▶ 4x400	23	Agyare-May, Marshall, Williamson, Hurst		3:08.57	3/28/18		1.5	0.38	1.88
---------	----	--	--	---------	---------	--	-----	------	------

Scored bests come from PRE-SEASON DATA

▶ 800m	29	Myles MARSHALL	JR	1:47.79	4/21/17		0.75	0.28	1.03
--------	----	----------------	----	---------	---------	--	------	------	------

Team Total 2.91

122



Oral Roberts

▼ 3

The Summit League

Event	Scrd As	Athlete	Yr	Scored Mark	Date	Pl. Pts.	Bonus	TOTAL
-------	---------	---------	----	-------------	------	----------	-------	-------

Scored bests come from CURRENT season

▶ 100	47	Raymond EKEVVO	FR	10.24w (2.2)	3/31/18		0.075	0.07	0.15
-------	----	----------------	----	--------------	---------	--	-------	------	------

▶ 4x100	31	Akerele, Ekevwo, Mwewa, Malau		40.04	3/31/18		0.65	0.14	0.79
---------	----	----------------------------------	--	-------	---------	--	------	------	------

▶ 4x400	40	Akerele, Johnson, Neely, Mwewa		3:10.41	3/31/18		0.25	0.08	0.33
---------	----	-----------------------------------	--	---------	---------	--	------	------	------

Scored bests come from PRE-SEASON DATA

▶ 110H	46	Israel NELSON	RS JR	13.96	5/28/16		0.1	0.00	0.10
--------	----	---------------	-------	-------	---------	--	-----	------	------

▶ TJ	26	Jaden PURNELL	JR	15.80mw 51-10	5/27/17		0.9	0.18	1.08
------	----	---------------	----	---------------	---------	--	-----	------	------

Team Total 2.45

"Scrd As", short for "Scored As", Standing used for place points portion of performance's score combining preseason data (when applied) to current season data

Numbers in BLACK are both the performance's actual NCAA rank AND "scored as" rank Numbers in RED indicate actual NCAA rank does not exist or is worse than "scored as" rank Numbers in BLUE indicate actual NCAA rank is better than "scored as" rank

USTFCCCA Non-Member

Non-Member Schools Will NOT be ranked, beginning Week 2



2018 Outdoor Track & Field, Week #3

Only those who score >0.01 pts are shown
D denotes multiple-event rule in affect

MEN

123



Alabama State

Southwestern Athletic Conference

▼ 6

Event	Scrd As	Athlete	Yr	Scored Mark	Date	Pl. Pts.	Bonus	TOTAL
-------	---------	---------	----	-------------	------	----------	-------	-------

Scored bests come from CURRENT season

▶ 110H	37	Terrance ADAMS	JR	13.87w (3.5)	3/23/18	0.35	0.09	0.44
▶ 4x100	37	Davis, Spike, Member-Meneh, East		40.18	4/13/18	0.35	0.00	0.35

Scored bests come from PRE-SEASON DATA

▶ 200m	24	Josh DAVIS	JR	20.49	5/27/17	1	0.35	1.35
▶ 200m	54	Devin O'NEAL	SR	20.65	5/27/17		0.08	0.08

Team Total 2.22

124



Indiana State

Missouri Valley Conference

▼ 6

Event	Scrd As	Athlete	Yr	Scored Mark	Date	Pl. Pts.	Bonus	TOTAL
-------	---------	---------	----	-------------	------	----------	-------	-------

Scored bests come from CURRENT season

▶ HJ	27	Jaime MURTAGH	SR	2.18m 7-1¼	4/6/18	0.85	0.04	0.89
------	----	---------------	----	------------	--------	------	------	------

Scored bests come from PRE-SEASON DATA

▶ 110H	26	Daley CARTER	SR	13.78w	5/12/17	0.9	0.31	1.21
--------	----	--------------	----	--------	---------	-----	------	------

Team Total 2.10

125



Brown

Ivy League

▼ 4

Event	Scrd As	Athlete	Yr	Scored Mark	Date	Pl. Pts.	Bonus	TOTAL
-------	---------	---------	----	-------------	------	----------	-------	-------

Scored bests come from CURRENT season

▶ HT	24	Owen RUSSELL	JR	67.20m 220-5	3/31/18	1	0.18	1.18
------	----	--------------	----	--------------	---------	---	------	------

Scored bests come from PRE-SEASON DATA

▶ TJ	31	Jason KATZ	JR	15.79mw 51-9½	4/8/17	0.65	0.16	0.81
------	----	------------	----	---------------	--------	------	------	------

Team Total 2.00

126



UC Irvine

Big West Conference

▼ 4

Event	Scrd As	Athlete	Yr	Scored Mark	Date	Pl. Pts.	Bonus	TOTAL
-------	---------	---------	----	-------------	------	----------	-------	-------

Scored bests come from PRE-SEASON DATA

▶ 800m	23	Isaiah JEWETT	JR	1:47.43		1.5	0.47	1.97
--------	----	---------------	----	---------	--	-----	------	------

Team Total 1.97

127



Pittsburgh

Atlantic Coast Conference

▲ 7

Event	Scrd As	Athlete	Yr	Scored Mark	Date	Pl. Pts.	Bonus	TOTAL
-------	---------	---------	----	-------------	------	----------	-------	-------

Scored bests come from CURRENT season

▶ 4x400	30	Brosier, Jones-Roundtree, Cook, Feagin		3:09.57	4/12/18	0.7	0.22	0.92
▶ JAV	35	Noah WALKER	FR	69.98m 229-7	3/15/18	0.45	0.00	0.45

Team Total 1.37

128



Troy

Sun Belt Conference

▼ 3

Event	Scrd As	Athlete	Yr	Scored Mark	Date	Pl. Pts.	Bonus	TOTAL
-------	---------	---------	----	-------------	------	----------	-------	-------

Scored bests come from CURRENT season

▶ 4x400	29	Hayes, Rice, McCleskey, Cooke		3:09.50	3/29/18	0.75	0.23	0.98
---------	----	-------------------------------	--	---------	---------	------	------	------

Scored bests come from PRE-SEASON DATA

▶ 100	40	Hakim MONTGOMERY	JR	10.22w	4/27/17	0.25	0.14	0.39
-------	----	------------------	----	--------	---------	------	------	------

Team Total 1.37

129



Weber State

Big Sky Conference

▲ 1

Event	Scrd As	Athlete	Yr	Scored Mark	Date	Pl. Pts.	Bonus	TOTAL
-------	---------	---------	----	-------------	------	----------	-------	-------

Scored bests come from PRE-SEASON DATA

▶ Steeple	31	Jordan CROSS	SR	8:49.70	3/31/17	0.65	0.17	0.82
▶ Steeple	34	Luca SINN	SO	8:51.40	3/31/17	0.5	0.05	0.55

Team Total 1.37

130



Duke

Atlantic Coast Conference

▼ 4

Event	Scrd As	Athlete	Yr	Scored Mark	Date	Pl. Pts.	Bonus	TOTAL
-------	---------	---------	----	-------------	------	----------	-------	-------

Scored bests come from PRE-SEASON DATA

▶ TJ	24	Jeremy MCDUFFIE	SO	15.84mw 51-11¼	4/27/17	1	0.24	1.24
------	----	-----------------	----	----------------	---------	---	------	------

Team Total 1.24

"Scrd As", short for "Scored As", Standing used for place points portion of performance's score combining preseason data (when applied) to current season data

Numbers in BLACK are both the performance's actual NCAA rank AND "scored as" rank Numbers in RED indicate actual NCAA rank does not exist or is worse than "scored as" rank Numbers in BLUE indicate actual NCAA rank is better than "scored as" rank

USTFCCCA Non-Member

Non-Member Schools Will NOT be ranked, beginning Week 2



2018 Outdoor Track & Field, Week #3

Only those who score >0.01 pts are shown
D denotes multiple-event rule in affect

MEN

131



Illinois State

Missouri Valley Conference

▼ 2

Event	Scrd As	Athlete	Yr	Scored Mark	Date	Pl. Pts.	Bonus	TOTAL
Scored bests come from CURRENT season								
▶ 400	49	Anderson DEVONISH	SR	46.38	4/5/18	0.025	0.00	0.03
▶ 1500	56	Jack ANSTEY	SO	3:43.22	3/30/18		0.11	0.11
▶ 110H	30	Jaylan MCCONICO	SO	13.81 (1.1)	4/5/18	0.7	0.24	0.94
▶ HJ	48	Lamont ALLEN	FR	2.15m 7-½	4/14/18	0.05	0.00	0.05

Scored bests come from PRE-SEASON DATA

▶ 200m	50	Anderson DEVONISH	RS SR	20.64w	5/17/15	0.01	0.10	0.11
--------	----	-------------------	-------	--------	---------	------	------	------

Team Total 1.22

132



Cal Poly

Big West Conference

▲ 3

Event	Scrd As	Athlete	Yr	Scored Mark	Date	Pl. Pts.	Bonus	TOTAL
Scored bests come from CURRENT season								
▶ 10k	26	Swarnjit BOYAL	SR	29:05.54	3/30/18	0.9	0.30	1.20

Team Total 1.20

133



Prairie View A&M

Southwestern Athletic Conference

▼ 9

Event	Scrd As	Athlete	Yr	Scored Mark	Date	Pl. Pts.	Bonus	TOTAL
Scored bests come from CURRENT season								
▶ 4x100	35	Polley, Omoera, Richardson, Jordan		40.15	3/10/18	0.45	0.02	0.47
▶ 4x400	33	Moses, Jordan, Williams, Polley		3:09.95	3/16/18	0.55	0.16	0.71

Team Total 1.18

134



Norfolk State

Mid-Eastern Athletic Conference

▼ 11

Event	Scrd As	Athlete	Yr	Scored Mark	Date	Pl. Pts.	Bonus	TOTAL
Scored bests come from CURRENT season								
▶ HJ	25	Jacob MILTON	SO	2.19m 7-2¼	3/23/18	0.95	0.23	1.18

Team Total 1.18

135



Navy

Patriot League

▼ 7

Event	Scrd As	Athlete	Yr	Scored Mark	Date	Pl. Pts.	Bonus	TOTAL
Scored bests come from CURRENT season								
▶ JAV	41	Sean RICHARDS	SR	68.92m 226-1	3/10/18	0.225	0.00	0.22
Scored bests come from PRE-SEASON DATA								
▶ HJ	48	Tyler RUSSELL	SR	2.15m 7-½	4/16/16	0.05	0.00	0.05
▶ DISC	27	John CAMPBELL	SR	57.18m 187-7	4/1/17	0.85	0.00	0.85

Team Total 1.13

136



Southeast Missouri

Ohio Valley Conference

▲ 14

Event	Scrd As	Athlete	Yr	Scored Mark	Date	Pl. Pts.	Bonus	TOTAL
Scored bests come from CURRENT season								
▶ TJ	46	Chris MARTIN	SR	15.65mw 51-4¼ (2.1)	3/23/18	0.1	0.00	0.10
▶ JAV	26	Jonno ENGELKING	SO	70.84m 232-5	4/13/18	0.9	0.09	0.99

Team Total 1.09

137



Louisiana

Sun Belt Conference

▼ 1

Event	Scrd As	Athlete	Yr	Scored Mark	Date	Pl. Pts.	Bonus	TOTAL
Scored bests come from CURRENT season								
▶ JAV	25	Bartul BASIC	SR	70.94m 232-9	3/16/18	0.95	0.10	1.05

Team Total 1.05

138



ULM

Sun Belt Conference

▼ 6

Event	Scrd As	Athlete	Yr	Scored Mark	Date	Pl. Pts.	Bonus	TOTAL
Scored bests come from CURRENT season								
▶ HT	44	Alton CLAY	SR	64.01m 210-0	3/28/18	0.15	0.00	0.15
Scored bests come from PRE-SEASON DATA								
▶ LJ	29	Jemal PARHARM	SR	7.82m 25-8	5/15/16	0.75	0.15	0.90

Team Total 1.05

"Scrd As", short for "Scored As", Standing used for place points portion of performance's score combining preseason data (when applied) to current season data

Numbers in BLACK are both the performance's actual NCAA rank AND "scored as" rank Numbers in RED indicate actual NCAA rank does not exist or is worse than "scored as" rank Numbers in BLUE indicate actual NCAA rank is better than "scored as" rank

USTFCCCA Non-Member

Non-Member Schools Will NOT be ranked, beginning Week 2



2018 Outdoor Track & Field, Week #3

Only those who score >0.01 pts are shown
D denotes multiple-event rule in affect

MEN

139



Appalachian State

Sun Belt Conference

▼ 2

Event	Scrd As	Athlete	Yr	Scored Mark	Date	Pl. Pts.	Bonus	TOTAL
-------	---------	---------	----	-------------	------	----------	-------	-------

Scored bests come from CURRENT season

▶ 4x100	47	Ballard, Ervin, Johnson, Virgil		40.36	4/13/18	0.075	0.00	0.08
---------	----	---------------------------------	--	-------	---------	-------	------	------

Scored bests come from PRE-SEASON DATA

▶ 800m	38	Ryan HASTINGS	SR	1:48.02	4/21/17	0.3	0.20	0.50
▶ 400H	37	Elliott GRAVES	SO	51.29	5/12/17	0.35	0.12	0.47

Team Total 1.05

140



UC Santa Barbara

Big West Conference

▼ 7

Event	Scrd As	Athlete	Yr	Scored Mark	Date	Pl. Pts.	Bonus	TOTAL
-------	---------	---------	----	-------------	------	----------	-------	-------

Scored bests come from CURRENT season

▶ DISC	31	Kordell HAMPTON	JR	56.93m	186-9	3/23/18	0.65	0.00	0.65
--------	----	-----------------	----	--------	-------	---------	------	------	------

Scored bests come from PRE-SEASON DATA

▶ 400H	48	Myles McDONALD	RS SR	51.55	3/24/16	0.05	0.00	0.05
▶ DEC	38	Tyler NELSON	RS JR	7,220	5/6/16	0.3	0.00	0.30

Team Total 1.00

141



USF

American Athletic Conference

▲ 36

Event	Scrd As	Athlete	Yr	Scored Mark	Date	Pl. Pts.	Bonus	TOTAL
-------	---------	---------	----	-------------	------	----------	-------	-------

Scored bests come from CURRENT season

▶ PV	26	David BELL	JR	5.36m	17-7	4/13/18	0.9	0.06	0.96
------	----	------------	----	-------	------	---------	-----	------	------

Team Total 0.96

142



Missouri

Southeastern Conference

▲ 2

Event	Scrd As	Athlete	Yr	Scored Mark	Date	Pl. Pts.	Bonus	TOTAL
-------	---------	---------	----	-------------	------	----------	-------	-------

Scored bests come from CURRENT season

▶ SP	41	Will FIFE	JR	18.58m	60-11½	3/23/18	0.225	0.00	0.22
------	----	-----------	----	--------	--------	---------	-------	------	------

Scored bests come from PRE-SEASON DATA

▶ 400H	34	Jerrad MASON	SR	51.24	4/14/17	0.5	0.15	0.65
--------	----	--------------	----	-------	---------	-----	------	------

Team Total 0.88

143



Penn

Ivy League

▼ 4

Event	Scrd As	Athlete	Yr	Scored Mark	Date	Pl. Pts.	Bonus	TOTAL
-------	---------	---------	----	-------------	------	----------	-------	-------

Scored bests come from PRE-SEASON DATA

▶ HJ	48	Michael MONROE	SR	2.15m	7-½	4/2/16	0.05	0.00	0.05
▶ PV	28	Sean CLARKE	SO	5.35m	17-6½	5/27/17	0.8	0.02	0.82

Team Total 0.87

144



Central Michigan

Mid-American Conference

▼ 4

Event	Scrd As	Athlete	Yr	Scored Mark	Date	Pl. Pts.	Bonus	TOTAL
-------	---------	---------	----	-------------	------	----------	-------	-------

Scored bests come from PRE-SEASON DATA

▶ 400H	38	Ziemowit DUTKIEWICZ	RS SR	51.34		5/12/16	0.3	0.10	0.40
▶ HT	35	Logan TARGGART	SO	65.15m	213-9	4/21/17	0.45	0.00	0.45

Team Total 0.85

145



Lamar

Southland Conference

▲ 18

Event	Scrd As	Athlete	Yr	Scored Mark	Date	Pl. Pts.	Bonus	TOTAL
-------	---------	---------	----	-------------	------	----------	-------	-------

Scored bests come from CURRENT season

▶ TJ	32	Brian O'BONNA	SR	15.77mw	51-9 (2.7)	4/13/18	0.6	0.13	0.73
------	----	---------------	----	---------	------------	---------	-----	------	------

Scored bests come from PRE-SEASON DATA

▶ 5000m	57	Ilias AOUANI	RS SO	13:55.02	4/1/16		0.08	0.08
---------	----	--------------	-------	----------	--------	--	------	------

Team Total 0.82

146



Bethune-Cookman

Mid-Eastern Athletic Conference

▲ 2

Event	Scrd As	Athlete	Yr	Scored Mark	Date	Pl. Pts.	Bonus	TOTAL
-------	---------	---------	----	-------------	------	----------	-------	-------

Scored bests come from CURRENT season

▶ 100	40	Kareem FAIR	SR	10.22w	(2.1)	4/13/18	0.25	0.14	0.39
▶ 400H	48	Caleb OKWARAJI	FR	51.55		4/14/18	0.05	0.00	0.05

Scored bests come from PRE-SEASON DATA

▶ 800m	42	Jonathan MOORE	SR	1:48.25		5/26/16	0.2	0.12	0.32
▶ LJ	48	JaQuaveon BEACHEM	SO	7.74mw	25-4%	4/8/17	0.05	0.00	0.05

Team Total 0.81

"Scrd As", short for "Scored As", Standing used for place points portion of performance's score combining preseason data (when applied) to current season data

Numbers in BLACK are both the performance's actual NCAA rank AND "scored as" rank Numbers in RED indicate actual NCAA rank does not exist or is worse than "scored as" rank Numbers in BLUE indicate actual NCAA rank is better than "scored as" rank

USTFCCCA Non-Member

Non-Member Schools Will NOT be ranked, beginning Week 2



USTFCCCA NCAA Division I National Team Computer Rankings

as of 4/16/2018 8:34:11 AM

2018 Outdoor Track & Field, Week #3

Only those who score >0.01 pts are shown
D denotes multiple-event rule in affect

MEN

147



UNC Asheville

Big South Conference

▼ 5

Event	Scrd As	Athlete	Yr	Scored Mark	Date	Pl. Pts.	Bonus	TOTAL
-------	---------	---------	----	-------------	------	----------	-------	-------

Scored bests come from PRE-SEASON DATA

▶ 800m	33	Matthew HARDING	SO	1:47.92	5/27/17	0.55	0.23	0.78
--------	----	-----------------	----	---------	---------	------	------	------

Team Total 0.78

148



McNeese State

Southland Conference

▼ 7

Event	Scrd As	Athlete	Yr	Scored Mark	Date	Pl. Pts.	Bonus	TOTAL
-------	---------	---------	----	-------------	------	----------	-------	-------

Scored bests come from CURRENT season

▶ TJ	39	John LEMKE	SR	15.73mw	51-7½ (2.3)	3/29/18	0.275	0.07	0.35
------	----	------------	----	---------	-------------	---------	-------	------	------

Scored bests come from PRE-SEASON DATA

▶ JAV	36	Donavon BANKS	JR	69.79m	228-11	5/12/17	0.4	0.00	0.40
-------	----	---------------	----	--------	--------	---------	-----	------	------

Team Total 0.75

149



Wyoming

Mountain West Conference

▼ 4

Event	Scrd As	Athlete	Yr	Scored Mark	Date	Pl. Pts.	Bonus	TOTAL
-------	---------	---------	----	-------------	------	----------	-------	-------

Scored bests come from PRE-SEASON DATA

▶ 800m	34	Ricky FAURE	SR	1:47.93c	(1:48.47)	5/10/17	0.5	0.23	0.73
--------	----	-------------	----	----------	-----------	---------	-----	------	------

Team Total 0.73

150



San Francisco

West Coast Conference

▲ 2

Event	Scrd As	Athlete	Yr	Scored Mark	Date	Pl. Pts.	Bonus	TOTAL
-------	---------	---------	----	-------------	------	----------	-------	-------

Scored bests come from CURRENT season

▶ 10k	37	Jack ROWE	JR	29:10.33	3/30/18	0.35	0.21	0.56
-------	----	-----------	----	----------	---------	------	------	------

Scored bests come from PRE-SEASON DATA

▶ 1500	51	Hugh NICKLASON	JR	3:43.01	4/13/17	0.13		0.13
--------	----	----------------	----	---------	---------	------	--	------

Team Total 0.69

151



Lipscomb

Atlantic Sun Conference

▼ 8

Event	Scrd As	Athlete	Yr	Scored Mark	Date	Pl. Pts.	Bonus	TOTAL
-------	---------	---------	----	-------------	------	----------	-------	-------

Scored bests come from CURRENT season

▶ 110H	33	Wayne NEWMAN	SR	13.86w	(2.8)	4/6/18	0.55	0.12	0.67
--------	----	--------------	----	--------	-------	--------	------	------	------

Team Total 0.67

152



South Dakota State

The Summit League

▲ 1

Event	Scrd As	Athlete	Yr	Scored Mark	Date	Pl. Pts.	Bonus	TOTAL
-------	---------	---------	----	-------------	------	----------	-------	-------

Scored bests come from PRE-SEASON DATA

▶ 1500	37	Kyle BURDICK	JR	3:42.52	4/13/17	0.35	0.20	0.55
--------	----	--------------	----	---------	---------	------	------	------

Team Total 0.55

153



Villanova

BIG EAST Conference

▼ 4

Event	Scrd As	Athlete	Yr	Scored Mark	Date	Pl. Pts.	Bonus	TOTAL
-------	---------	---------	----	-------------	------	----------	-------	-------

Scored bests come from CURRENT season

▶ 4x400	43	Brock, Lampinen, Purcell, Faust		3:10.92	3/29/18	0.175	0.00	0.18
---------	----	---------------------------------	--	---------	---------	-------	------	------

Scored bests come from PRE-SEASON DATA

▶ 1500	47	Josh LAMPRON	RS SR	3:42.83	4/18/15	0.075	0.16	0.23
--------	----	--------------	-------	---------	---------	-------	------	------

▶ 1500	59	Ben MALONE	RS JR	3:43.28	5/26/16	0.10		0.10
--------	----	------------	-------	---------	---------	------	--	------

Team Total 0.51

154



Cornell

Ivy League

▲ 2

Event	Scrd As	Athlete	Yr	Scored Mark	Date	Pl. Pts.	Bonus	TOTAL
-------	---------	---------	----	-------------	------	----------	-------	-------

Scored bests come from PRE-SEASON DATA

▶ 10k	45	David TAYLOR	RS SR	29:14.07	4/16/16	0.125	0.14	0.26
-------	----	--------------	-------	----------	---------	-------	------	------

▶ DEC	42	Austin JAMERSON	RS SR	7,161	5/7/16	0.2	0.00	0.20
-------	----	-----------------	-------	-------	--------	-----	------	------

Team Total 0.46

"Scrd As", short for "Scored As", Standing used for place points portion of performance's score combining preseason data (when applied) to current season data

Numbers in BLACK are both the performance's actual NCAA rank AND "scored as" rank Numbers in RED indicate actual NCAA rank does not exist or is worse than "scored as" rank Numbers in BLUE indicate actual NCAA rank is better than "scored as" rank

USTFCCCA Non-Member

Non-Member Schools Will NOT be ranked, beginning Week 2



USTFCCCA NCAA Division I National Team Computer Rankings


as of 4/16/2018 8:34:11 AM

2018 Outdoor Track & Field, Week #3

Only those who score >0.01 pts are shown
D denotes multiple-event rule in affect

MEN

155



Northern Colorado

Big Sky Conference

▼ 1

Event	Scrd As	Athlete	Yr	Scored Mark	Date	Pl. Pts.	Bonus	TOTAL
Scored bests come from CURRENT season								
4x100	45	Graves, Mead, Thomas, Wesley		40.31cA 40.19	4/14/18	0.125	0.00	0.13
4x400	44	Ayers, Coates, Thomas, Wesley		3:11.07cA 3:10.63	4/6/18	0.15	0.00	0.15
Scored bests come from PRE-SEASON DATA								
400	43	Alex WESLEY	RS JR	46.28	5/14/16	0.175	0.00	0.17
Team Total								0.45

156



East Carolina

American Athletic Conference

▲ 1

Event	Scrd As	Athlete	Yr	Scored Mark	Date	Pl. Pts.	Bonus	TOTAL
Scored bests come from CURRENT season								
HT	40	Ryan DAVIS	JR	64.38m 211-2	3/30/18	0.25	0.00	0.25
Scored bests come from PRE-SEASON DATA								
400H	44	Rodney JOHNSON	RS SR	51.49	5/29/15	0.15	0.01	0.16
Team Total								0.41

157



Dartmouth

Ivy League

▲ 4

Event	Scrd As	Athlete	Yr	Scored Mark	Date	Pl. Pts.	Bonus	TOTAL
Scored bests come from CURRENT season								
DEC	44	Ben COLELLO	SR	7,086	4/6/18	0.15	0.00	0.15
Scored bests come from PRE-SEASON DATA								
DEC	40	Benjamin OSE	JR	7,192	5/6/17	0.25	0.00	0.25
Team Total								0.40

157



Montana State

Big Sky Conference

▼ 2

Event	Scrd As	Athlete	Yr	Scored Mark	Date	Pl. Pts.	Bonus	TOTAL
Scored bests come from PRE-SEASON DATA								
DISC	36	Kyle DOUGLASS	SR	56.69m 186-0	4/22/17	0.4	0.00	0.40
Team Total								0.40

159



Army West Point

Patriot League

▼ 13

Event	Scrd As	Athlete	Yr	Scored Mark	Date	Pl. Pts.	Bonus	TOTAL
Scored bests come from CURRENT season								
4x100	37	Vaughn, Sims, Jefferson, Davis		40.18	4/7/18	0.35	0.00	0.35
Scored bests come from PRE-SEASON DATA								
HJ	48	Jeff GIANNETTINO	JR	2.15m 7-½	5/15/16	0.05	0.00	0.05
Team Total								0.40

160



DePaul

BIG EAST Conference

▲ 5

Event	Scrd As	Athlete	Yr	Scored Mark	Date	Pl. Pts.	Bonus	TOTAL
Scored bests come from CURRENT season								
TJ	38	Brian MADA	JR	15.74mw 51-7½ (2.5)	4/14/18	0.3	0.09	0.39
Team Total								0.39

161



UMBC

America East Conference

▼ 2

Event	Scrd As	Athlete	Yr	Scored Mark	Date	Pl. Pts.	Bonus	TOTAL
Scored bests come from PRE-SEASON DATA								
HT	37	Alexios PRODANAS	SO	65.04m 213-4	4/21/17	0.35	0.00	0.35
Team Total								0.35

162



Marquette

BIG EAST Conference

▼ 11

Event	Scrd As	Athlete	Yr	Scored Mark	Date	Pl. Pts.	Bonus	TOTAL
Scored bests come from PRE-SEASON DATA								
HJ	38	Daniel ARMSTRONG	SO	2.17m 7-1½	3/17/17	0.3	0.00	0.30
Team Total								0.30

"Scrd As", short for "Scored As", Standing used for place points portion of performance's score combining preseason data (when applied) to current season data

Numbers in BLACK are both the performance's actual NCAA rank AND "scored as" rank Numbers in RED indicate actual NCAA rank does not exist or is worse than "scored as" rank Numbers in BLUE indicate actual NCAA rank is better than "scored as" rank

USTFCCCA Non-Member

Non-Member Schools Will NOT be ranked, beginning Week 2



2018 Outdoor Track & Field, Week #3

Only those who score >0.01 pts are shown
D denotes multiple-event rule in affect

MEN

163



Cal State Fullerton

Big West Conference

▼ 5

Event	Scrd As	Athlete	Yr	Scored Mark	Date	Pl. Pts.	Bonus	TOTAL
-------	---------	---------	----	-------------	------	----------	-------	-------

Scored bests come from CURRENT season

4x100	46	Matos, Smith, House, Espinoza		40.35	3/31/18	0.1	0.00	0.10
-------	----	-------------------------------	--	-------	---------	-----	------	------

Scored bests come from PRE-SEASON DATA

SP	42	Trevor GORWIN	SR	18.52m	60-9"	4/21/17	0.2	0.00	0.20
----	----	---------------	----	--------	-------	---------	-----	------	------

Team Total 0.30

164



Lehigh

Patriot League

unch

Event	Scrd As	Athlete	Yr	Scored Mark	Date	Pl. Pts.	Bonus	TOTAL
-------	---------	---------	----	-------------	------	----------	-------	-------

Scored bests come from PRE-SEASON DATA

DEC	39	Trevor KNOWLES	SR	7,197	5/5/17	0.275	0.00	0.28
-----	----	----------------	----	-------	--------	-------	------	------

Team Total 0.28

165



Jackson State

Southwestern Athletic Conference

▼ 5

Event	Scrd As	Athlete	Yr	Scored Mark	Date	Pl. Pts.	Bonus	TOTAL
-------	---------	---------	----	-------------	------	----------	-------	-------

Scored bests come from CURRENT season

110H	44	Azariah FOSTER	JR	13.95w	(2.2)	4/7/18	0.15	0.00	0.15
------	----	----------------	----	--------	-------	--------	------	------	------

4x100	48	Hillard, Addison, Bell, Thomas		40.37	3/16/18	0.05	0.00	0.05
-------	----	--------------------------------	--	-------	---------	------	------	------

Team Total 0.20

166



Eastern Illinois

Ohio Valley Conference

▲ 1

Event	Scrd As	Athlete	Yr	Scored Mark	Date	Pl. Pts.	Bonus	TOTAL
-------	---------	---------	----	-------------	------	----------	-------	-------

Scored bests come from PRE-SEASON DATA

Steeple	43	Riley MCINERNEY	SR	8:53.51	4/13/17	0.175	0.00	0.17
---------	----	-----------------	----	---------	---------	-------	------	------

Team Total 0.17

167



Montana

Big Sky Conference

▼ 5

Event	Scrd As	Athlete	Yr	Scored Mark	Date	Pl. Pts.	Bonus	TOTAL
-------	---------	---------	----	-------------	------	----------	-------	-------

Scored bests come from PRE-SEASON DATA

HJ	44	Matt QUIST	SR	2.16m	7-1	4/2/16	0.15	0.00	0.15
----	----	------------	----	-------	-----	--------	------	------	------

Team Total 0.15

168



ETSU

Southern Conference

▲ 2

Event	Scrd As	Athlete	Yr	Scored Mark	Date	Pl. Pts.	Bonus	TOTAL
-------	---------	---------	----	-------------	------	----------	-------	-------

Scored bests come from CURRENT season

Steeple	44	Simeon ROBERTS	SR	8:53.55	3/30/18	0.15	0.00	0.15
---------	----	----------------	----	---------	---------	------	------	------

Team Total 0.15

169



Lafayette

Patriot League

▲ 2

Event	Scrd As	Athlete	Yr	Scored Mark	Date	Pl. Pts.	Bonus	TOTAL
-------	---------	---------	----	-------------	------	----------	-------	-------

Scored bests come from PRE-SEASON DATA

DISC	45	David MCGRUFF	SR	56.08m	184-0	5/5/17	0.125	0.00	0.13
------	----	---------------	----	--------	-------	--------	-------	------	------

Team Total 0.13

169



William and Mary

Colonial Athletic Association

▲ 4

Event	Scrd As	Athlete	Yr	Scored Mark	Date	Pl. Pts.	Bonus	TOTAL
-------	---------	---------	----	-------------	------	----------	-------	-------

Scored bests come from PRE-SEASON DATA

JAV	45	Tucker RIZZI	SR	68.25m	223-11	4/27/17	0.125	0.00	0.13
-----	----	--------------	----	--------	--------	---------	-------	------	------

Team Total 0.13

171



Bradley

Missouri Valley Conference

▲ 1

Event	Scrd As	Athlete	Yr	Scored Mark	Date	Pl. Pts.	Bonus	TOTAL
-------	---------	---------	----	-------------	------	----------	-------	-------

Scored bests come from PRE-SEASON DATA

1500	54	Daniel GAGNE	SR	3:43.08	4/13/17		0.12	0.12
------	----	--------------	----	---------	---------	--	------	------

Team Total 0.12

"Scrd As", short for "Scored As", Standing used for place points portion of performance's score combining preseason data (when applied) to current season data

Numbers in BLACK are both the performance's actual NCAA rank AND "scored as" rank Numbers in RED indicate actual NCAA rank does not exist or is worse than "scored as" rank Numbers in BLUE indicate actual NCAA rank is better than "scored as" rank

USTFCCCA Non-Member

Non-Member Schools Will NOT be ranked, beginning Week 2



2018 Outdoor Track & Field, Week #3

Only those who score >0.01 pts are shown
D denotes multiple-event rule in affect

MEN

172



Western Carolina

Southern Conference

▼ 6

Event	Scrd As	Athlete	Yr	Scored Mark	Date	Pl. Pts.	Bonus	TOTAL
-------	---------	---------	----	-------------	------	----------	-------	-------

Scored bests come from CURRENT season

► 4x400	46	Kiedy, Dale, Greer, Lamont		3:11.24	3/15/18	0.1	0.00	0.10
---------	----	----------------------------	--	---------	---------	-----	------	------

Team Total 0.10

173



Buffalo

Mid-American Conference

▲ 4

Event	Scrd As	Athlete	Yr	Scored Mark	Date	Pl. Pts.	Bonus	TOTAL
-------	---------	---------	----	-------------	------	----------	-------	-------

Scored bests come from PRE-SEASON DATA

► SP	47	Devon PATTERSON	SR	18.41m 60-5	5/5/17	0.075	0.00	0.08
------	----	-----------------	----	-------------	--------	-------	------	------

Team Total 0.08

174



Loyola Marymount

West Coast Conference

▲ 5

Event	Scrd As	Athlete	Yr	Scored Mark	Date	Pl. Pts.	Bonus	TOTAL
-------	---------	---------	----	-------------	------	----------	-------	-------

Scored bests come from CURRENT season

► 10k	58	Jack POLERECKY	SR	29:18.14	3/30/18	0.07	0.00	0.07
-------	----	----------------	----	----------	---------	------	------	------

Team Total 0.07

175



Butler

BIG EAST Conference

▲ 5

Event	Scrd As	Athlete	Yr	Scored Mark	Date	Pl. Pts.	Bonus	TOTAL
-------	---------	---------	----	-------------	------	----------	-------	-------

Scored bests come from CURRENT season

► 1500	67	Johnny LEVERENZ	JR	3:43.61	3/23/18	0.05	0.00	0.05
--------	----	-----------------	----	---------	---------	------	------	------

Team Total 0.05

176



Central Arkansas

Southland Conference

▼ 2

Event	Scrd As	Athlete	Yr	Scored Mark	Date	Pl. Pts.	Bonus	TOTAL
-------	---------	---------	----	-------------	------	----------	-------	-------

Scored bests come from PRE-SEASON DATA

► HJ	48	Eric MOORE	SR	2.15m 7-½	3/20/15	0.05	0.00	0.05
------	----	------------	----	-----------	---------	------	------	------

Team Total 0.05

176



Columbia

Ivy League

▼ 2

Event	Scrd As	Athlete	Yr	Scored Mark	Date	Pl. Pts.	Bonus	TOTAL
-------	---------	---------	----	-------------	------	----------	-------	-------

Scored bests come from PRE-SEASON DATA

► TJ	48	Daniel IGBOKWE	SO	15.63m 51-3½	5/12/17	0.05	0.00	0.05
------	----	----------------	----	--------------	---------	------	------	------

Team Total 0.05

176



George Mason

Atlantic 10 Conference

▲ 8

Event	Scrd As	Athlete	Yr	Scored Mark	Date	Pl. Pts.	Bonus	TOTAL
-------	---------	---------	----	-------------	------	----------	-------	-------

Scored bests come from CURRENT season

► HJ	48	John SEALS	JR	2.15m 7-½	4/14/18	0.05	0.00	0.05
------	----	------------	----	-----------	---------	------	------	------

Team Total 0.05

176



Grand Canyon

Western Athletic Conference

▼ 7

Event	Scrd As	Athlete	Yr	Scored Mark	Date	Pl. Pts.	Bonus	TOTAL
-------	---------	---------	----	-------------	------	----------	-------	-------

Scored bests come from PRE-SEASON DATA

► PV	48	Scott MARSHALL	SR	5.22m 17-1½	4/14/17	0.05	0.00	0.05
------	----	----------------	----	-------------	---------	------	------	------

Team Total 0.05

176



LIU Brooklyn

Northeast Conference

▼ 2

Event	Scrd As	Athlete	Yr	Scored Mark	Date	Pl. Pts.	Bonus	TOTAL
-------	---------	---------	----	-------------	------	----------	-------	-------

Scored bests come from PRE-SEASON DATA

► HJ	48	Kareem ROBERTS	SR	2.15m 7-½	3/29/17	0.05	0.00	0.05
------	----	----------------	----	-----------	---------	------	------	------

Team Total 0.05

181



South Carolina State

Mid-Eastern Athletic Conference

▼ 13

Event	Scrd As	Athlete	Yr	Scored Mark	Date	Pl. Pts.	Bonus	TOTAL
-------	---------	---------	----	-------------	------	----------	-------	-------

Scored bests come from PRE-SEASON DATA

► 100	51	Demek KEMP	RS JR	10.25	4/1/15	0.04	0.00	0.04
-------	----	------------	-------	-------	--------	------	------	------

Team Total 0.04

"Scrd As", short for "Scored As", Standing used for place points portion of performance's score combining preseason data (when applied) to current season data

Numbers in BLACK are both the performance's actual NCAA rank AND "scored as" rank Numbers in RED indicate actual NCAA rank does not exist or is worse than "scored as" rank Numbers in BLUE indicate actual NCAA rank is better than "scored as" rank

USTFCCCA Non-Member

Non-Member Schools Will NOT be ranked, beginning Week 2



2018 Outdoor Track & Field, Week #3

Only those who score >0.01 pts are shown
D denotes multiple-event rule in affect

WOMEN

1



Arkansas

Southeastern Conference

unch

Event	Scrd As	Athlete	Yr	Scored Mark		Date	Pl. Pts.	Bonus	TOTAL	
Scored bests come from CURRENT season										
▶ 100	13	Jada BAYLARK	SO	11.09w	(3.7)	3/28/18	8	0.79	8.79	
▶ Steeple	44	Rachel NICHWITZ	SO	10:14.59		3/30/18	0.15	0.00	0.15	
▶ 100H	11	Janeek BROWN	FR	12.90w	(3.3)	3/28/18	10	1.02	11.02	
▶ 4x100	6	Brown, Parker, Baylark, Burks Magee		43.40		3/23/18	20	1.88	21.88	
▶ 4x400	22	Burks Magee, Parker, Hammit, Davis		3:37.27		3/28/18	2	0.39	2.39	
▶ PV	39	Rylee ROBINSON	JR	4.17m	13-8½	4/13/18	0.275	0.01	0.28	
▶ LJ	1	Taliyah BROOKS	SR	6.78m	22-3 (1.2)	3/23/18	30	3.55	33.55	
Scored bests come from PRE-SEASON DATA										
▶ 100	19	Kiara PARKER	JR	11.19w		5/27/17	3.5	0.47	3.97	
▶ 200m	52	Kiara PARKER	JR	23.05w		5/27/17		0.03	0.03	
▶ 800m	43	Nikki HILTZ	SR	2:05.83		5/11/17	0.175	0.03	0.21	
▶ 800m	47	Ceara WATSON	JR	2:06.13		5/11/17	0.075	0.00	0.08	
▶ 1500	3	Nikki HILTZ	SR	4:10.80			26	1.83	27.83	
▶ 1500	40	Devin CLARK	JR	4:18.22		5/1/16	0.25	0.07	0.32	
▶ Steeple	6	Devin CLARK	JR	9:49.25		6/11/16	20	1.83	21.83	
▶ Steeple	27	Regan WARD	SR	10:08.23		5/11/17	0.85	0.23	1.08	
▶ 5000m	27	Taylor WERNER	SO	15:51.08		4/13/17	0.85	0.40	1.25	
▶ 100H	6	Payton STUMBAUGH-CHADWICK	SR	12.83		4/23/16	20	1.39	21.39	
▶ 100H	30	Taliyah BROOKS	SR	13.14		5/11/17	0.7	0.21	0.91	
▶ HJ	20	Taliyah BROOKS	SR	1.82m	5-11½	3/29/17	D	3	0.31	2.31
▶ PV	1	Lexi JACOBUS	JR	4.64m	15-2½	4/23/16	30	4.21	34.21	
▶ PV	3	Tori HOGGARD	JR	4.55m	14-11	5/5/17	26	2.98	28.98	
▶ PV	8	Desiree FREIER	JR	4.38m	14-4½	4/8/17	16	1.20	17.20	
▶ LJ	48	Kelsey HERMAN	JR	6.25m	20-6½	4/21/17	0.05	0.00	0.05	
▶ SP	33	Micah DENNIS	RS SR	16.09m	52-9½	4/30/16	0.55	0.00	0.55	
▶ HEPT	1	Taliyah BROOKS	SR	6,099		5/11/17	30	3.84	33.84	
▶ HEPT	2	Payton STUMBAUGH-CHADWICK	SR	6,023		5/11/17	28	3.09	31.09	
▶ HEPT	8	Kelsey HERMAN	JR	5,820		5/11/17	16	1.54	17.54	
▶ HEPT	46	Ashlee MOORE	JR	5,293		5/11/17	0.1	0.00	0.10	
Team Total									322.82	

2



LSU

Southeastern Conference

3

Event	Scrd As	Athlete	Yr	Scored Mark	Date	Pl. Pts.	Bonus	TOTAL
Scored bests come from CURRENT season								
100	5	Kortnei JOHNSON	JR	10.97w (3.4)	3/28/18	22	1.76	23.76
100	8	Mikiah BRISCO	SR	10.99w (2.7)	3/28/18	16	1.59	17.59
100	20	Rachel MISHER	JR	11.21 (0.9)	4/14/18	3	0.41	3.41
100	20	Cassandra HALL	SO	11.21 (0.9)	4/14/18	3	0.41	3.41
200m	22	Mikiah BRISCO	SR	22.83 (0.9)	4/14/18	2	0.36	2.36
200m	36	Aleia HOBBS	SR	22.93 (0.8)	4/14/18	0.4	0.21	0.61
200m	36	Rachel MISHER	JR	22.93w (3.6)	4/7/18	0.4	0.21	0.61
400	41	Kymber PAYNE	SR	52.87	3/16/18	0.225	0.12	0.35
800m	14	Ersula FARROW	JR	2:03.66	4/14/18	7	0.76	7.76
100H	5	Tonea MARSHALL	SO	12.73w (3.3)	3/28/18	22	2.12	24.12
100H	25	Brittley HUMPHREY	SO	13.11w (3.3)	3/28/18	0.95	0.28	1.23
100H	44	Milan YOUNG	FR	13.26w (3.3)	3/28/18	0.15	0.00	0.15
400H	2	Kymber PAYNE	SR	55.92	3/28/18	28	3.03	31.03
400H	36	Brittley HUMPHREY	SO	58.45	4/7/18	0.4	0.00	0.40
400H	40	Milan YOUNG	FR	58.59	4/14/18	0.25	0.00	0.25
400H	47	Jurnee WOODWARD	FR	58.83	4/7/18	0.075	0.00	0.08
4x100	1	Brisco, Johnson, Misher, Hobbs		42.50	4/7/18	30	3.96	33.96
4x400	8	Payne, Hall, Lawrence, Humphrey		3:33.91	4/14/18	16	1.22	17.22
HJ	31	Abigail O'DONOGHUE	FR	1.81m 5-11½	3/23/18	0.65	0.14	0.79
Scored bests come from PRE-SEASON DATA								
100	1	Aleia HOBBS	SR	10.85	4/28/17	30	2.84	32.84
100	39	Zakiya DENOON	SO	11.31	4/27/17	0.275	0.12	0.40
200m	8	Kortnei JOHNSON	JR	22.50w	5/11/17	16	1.25	17.25
200m	31	Cassandra HALL	SO	22.92	5/27/17	0.65	0.22	0.87
400	10	Rachel MISHER	JR	52.07	5/27/17	12	0.86	12.86
100H	7	Mikiah BRISCO	SR	12.85	3/29/17	18	1.28	19.28
HEPT	31	Brittany KELLY	JR	5,438	5/11/17	0.65	0.03	0.68
Team Total								253.26

"Scrd As", short for "Scored As", Standing used for place points portion of performance's score combining preseason data (when applied) to current season data

Numbers in BLACK are both the performance's actual NCAA rank AND "scored as" rank Numbers in RED indicate actual NCAA rank does not exist or is worse than "scored as" rank Numbers in BLUE indicate actual NCAA rank is better than "scored as" rank

USTFCCCA Non-Member

Non-Member Schools Will NOT be ranked, beginning Week 2



2018 Outdoor Track & Field, Week #3

Only those who score >0.01 pts are shown
D denotes multiple-event rule in affect

WOMEN

3



Texas A&M

Southeastern Conference

▲ 3

Event	Scrd As	Athlete	Yr	Scored Mark	Date	Pl. Pts.	Bonus	TOTAL
Scored bests come from CURRENT season								
▶ 400	29	Julia MADUBUIKE	FR	52.72	4/14/18	0.75	0.21	0.96
▶ 800m	1	Jazmine FRAY	JR	2:01.18	4/14/18	30	2.95	32.95
▶ 800m	17	Sammy WATSON	FR	2:03.94	4/7/18	4.5	0.60	5.10
▶ 800m	46	Brittany PARKER	SO	2:06.12	4/14/18	0.1	0.00	0.10
▶ 4x100	4	Ivy, Madubuike, Spaulding, Thompson		43.26	4/14/18	24	2.20	26.20
▶ 4x400	5	Madubuike, Carter, Ivy, Owens		3:33.15	3/28/18	22	1.56	23.56
▶ PV	46	Sara Kathryn STEVENS	SR	4.15m	13-7½ 3/28/18	0.1	0.00	0.10
▶ TJ	8	Lajarvia BROWN	SO	13.58m	44-6½ (-1.1) 4/14/18	16	1.28	17.28
▶ TJ	34	Cinnamon STEVENSON	SO	13.04mw	42-9½ (2.1) 4/14/18	0.5	0.09	0.59
▶ DISC	6	Serena BROWN	SO	60.39m	198-1 3/28/18	20	2.18	22.18
▶ HEPT	11	Tyra GITTENS	FR	5,700	3/28/18	10	0.93	10.93
▶ HEPT	27	Shaina BURNS	SR	5,464	3/28/18	0.85	0.12	0.97
Scored bests come from PRE-SEASON DATA								
▶ 100	16	Brenessa THOMPSON	JR	11.15w	4/22/17	5	0.58	5.58
▶ 200m	9	Danyel WHITE	SO	22.55w	3/23/17	14	1.06	15.06
▶ 200m	11	Brenessa THOMPSON	JR	22.59w	3/23/17	10	0.93	10.93
▶ 200m	13	Diamond SPAULDING	JR	22.64w	5/27/17	8	0.78	8.78
▶ 200m	24	Jaevin REED	SO	22.84	3/23/17	1	0.34	1.34
▶ 200m	50	Kadecia BAIRD	SR	23.03	3/23/17	0.01	0.06	0.07
▶ 400	5	Jaevin REED	SO	51.67		22	1.35	23.35
▶ 100H	49	Chinyere NJOKU	JR	13.29w	5/27/17	0.025	0.00	0.03
▶ PV	25	Emily GUNDERSON	SR	4.20m	13-9½ 5/27/17	0.95	0.15	1.10
▶ JAV	4	Audrey MALONE	SR	57.06m	187-2	24	2.19	26.19
▶ JAV	9	Madalaine STULCE	JR	55.31m	181-5 5/11/17	14	1.24	15.24
▶ JAV	22	Kristen CLARK	SR	52.31m	171-7 3/17/17	2	0.31	2.31
Team Total								250.89

4



Oregon

Pac-12 Conference

▼ 2

Event	Scrd As	Athlete	Yr	Scored Mark	Date	Pl. Pts.	Bonus	TOTAL
Scored bests come from CURRENT season								
▶ 5000m	7	Lilli BURDON	JR	15:42.65	3/30/18	18	1.36	19.36
▶ 10k	11	Samantha NADEL	SR	33:01.82	3/30/18	10	0.84	10.84
▶ 10k	24	Carmela CARDAMA BAEZ	SO	33:36.73	3/30/18	1	0.28	1.28
▶ 4x100	10	Reed, Washington, Anderson, Williams		43.92	4/7/18	12	0.98	12.98
▶ LJ	41	Chaquinn COOK	JR	6.28m	20-7¼ (1.9) 3/24/18	0.225	0.00	0.22
Scored bests come from PRE-SEASON DATA								
▶ 100	3	Ariana WASHINGTON	JR	10.95w	6/11/16	26	1.94	27.94
▶ 200m	1	Ariana WASHINGTON	JR	22.21	6/11/16	30	2.60	32.60
▶ 200m	28	Makenzie DUNMORE	SO	22.90	5/13/17	0.8	0.25	1.05
▶ 400	5	Makenzie DUNMORE	SO	51.67	5/13/17	22	1.35	23.35
▶ 400	15	Briyahna DESROSIERS	JR	52.28	4/15/17	6	0.61	6.61
▶ 400	38	Hannah WALLER	SO	52.85	5/13/17	0.3	0.13	0.43
▶ 800m	2	Brooke FELDMIEIER	SR	2:01.54	6/10/17	28	2.61	30.61
▶ 800m	15	Sabrina SOUTHERLAND	RS SR	2:03.74	5/28/16	6	0.71	6.71
▶ 800m	16	Ruby STAUBER	SO	2:03.77	4/13/17	5	0.69	5.69
▶ 800m	31	Katie RAINSBERGER	SO	2:05.20	4/28/17	0.65	0.22	0.87
▶ 1500	8	Katie RAINSBERGER	SO	4:11.53	5/5/17	16	1.53	17.53
▶ 1500	15	Jessica HULL	SO	4:13.48	5/5/17	6	0.77	6.77
▶ 1500	27	Alli CASH	RS SR	4:16.56	5/30/15	0.85	0.29	1.14
▶ 1500	31	Lilli BURDON	JR	4:17.07	3/31/17	0.65	0.22	0.87
▶ 1500	46	Samantha NADEL	RS SR	4:18.75	4/13/17	0.1	0.00	0.10
▶ 5000m	19	Samantha NADEL	RS SR	15:48.93	6/10/17	3.5	0.58	4.08
▶ 100H	3	Alaysha JOHNSON	JR	12.68w	5/27/17	26	2.52	28.52
▶ LJ	46	Rhesa FOSTER	SO	6.26m	20-6½ 5/13/17	0.1	0.00	0.10
▶ TJ	11	Chaquinn COOK	JR	13.51m	44-4 5/27/17	10	1.03	11.03
Team Total								250.69

"Scrd As", short for "Scored As", Standing used for place points portion of performance's score combining preseason data (when applied) to current season data

Numbers in BLACK are both the performance's actual NCAA rank AND "scored as" rank Numbers in RED indicate actual NCAA rank does not exist or is worse than "scored as" rank Numbers in BLUE indicate actual NCAA rank is better than "scored as" rank

USTFCCCA Non-Member

Non-Member Schools Will NOT be ranked, beginning Week 2



USTFCCCA NCAA Division I National Team Computer Rankings

as of 4/16/2018 8:34:12 AM

2018 Outdoor Track & Field, Week #3

Only those who score >0.01 pts are shown
D denotes multiple-event rule in affect

WOMEN

5



Kentucky

Southeastern Conference

▲ 2

Event	Scrd As	Athlete	Yr	Scored Mark	Date	Pl. Pts.	Bonus	TOTAL
Scored bests come from CURRENT season								
▶ 100	11	Sydney MCLAUGHLIN	FR	11.07w (3.5)	4/12/18	10	0.91	10.91
▶ 100	24	Jasmine CAMACHO-QUINN	JR	11.24w (3.5)	4/12/18	1	0.32	1.32
▶ 100	39	Celera BARNES	FR	11.31w (3.5)	4/12/18	0.275	0.12	0.40
▶ 200m	6	Sydney MCLAUGHLIN	FR	22.39 (1.5)	3/29/18	D	1.76	3.76
▶ 200m	11	Jasmine CAMACHO-QUINN	JR	22.59w (3.0)	3/29/18	10	0.93	10.93
▶ 200m	26	Kayelle CLARKE	SR	22.88w (2.6)	4/12/18	0.9	0.28	1.18
▶ 400	1	Sydney MCLAUGHLIN	FR	50.07	3/29/18	30	4.21	34.21
▶ 100H	14	Jacklyn HOWELL	SR	12.93w (3.1)	4/12/18	7	0.87	7.87
▶ 400H	34	Faith ROSS	SO	58.37	4/12/18	0.5	0.04	0.54
▶ 4x100	3	Barnes, Camacho-Quinn, Clarke, Gray		43.13	3/29/18	26	2.49	28.49
▶ 4x400	1	Ross, Camacho-Quinn, McLaughlin, Clarke		3:26.92	3/29/18	30	4.42	34.42
▶ LJ	30	Marie-Josée EBWEA-BILE	JR	6.32mw 20-9 (2.5)	4/12/18	0.7	0.00	0.70
Scored bests come from PRE-SEASON DATA								
▶ 100	15	Kianna GRAY	JR	11.12w	4/30/16	6	0.67	6.67
▶ 200m	18	Kianna GRAY	JR	22.79	5/27/16	4	0.42	4.42
▶ Steeple	12	Katy KUNC	SR	9:55.59		9	1.00	10.00
▶ 100H	4	Jasmine CAMACHO-QUINN	JR	12.69	3/30/17	24	2.44	26.44
▶ HJ	20	Ellen EKHOLM	SO	1.82m 5-11½	5/27/17	3	0.31	3.31
▶ PV	4	Olivia GRUVER	JR	4.50m 14-9		24	2.32	26.32
▶ LJ	46	Latavia COOMBS	JR	6.26m 20-6½	4/15/17	0.1	0.00	0.10
▶ TJ	7	Marie-Josée EBWEA-BILE	JR	13.69mw 44-11	6/10/17	18	1.71	19.71
▶ TJ	9	Latavia COOMBS	JR	13.56m 44-6	4/15/17	14	1.21	15.21
Team Total								246.90

6



Southern California

Pac-12 Conference

▼ 3

Event	Scrd As	Athlete	Yr	Scored Mark		Date	Pl. Pts.	Bonus	TOTAL	
Scored bests come from CURRENT season										
▶ 100	5	Twanisha TERRY	FR	10.97w	(3.5)	3/23/18	22	1.76	23.76	
▶ 100	7	Deanna HILL	SR	10.98w	(3.5)	3/23/18	18	1.67	19.67	
▶ 200m	31	Anglerne ANNELUS	SO	22.92	(-0.6)	4/5/18	0.65	0.22	0.87	
▶ 200m	47	Twanisha TERRY	FR	23.01	(-0.6)	4/5/18	0.075	0.09	0.17	
▶ 400	30	Kaelin ROBERTS	FR	52.73		4/5/18	0.7	0.21	0.91	
▶ 400	30	Kyra CONSTANTINE	SO	52.73		4/5/18	0.7	0.21	0.91	
▶ 100H	10	Anna COCKRELL	SO	12.89	(-0.9)	4/5/18	12	1.08	13.08	
▶ 100H	17	Dior HALL	JR	13.02	(-0.9)	4/5/18	4.5	0.51	5.01	
▶ 100H	22	Chanel BRISSETT	FR	13.07	(0.8)	3/23/18	2	0.38	2.38	
▶ 4x100	2	Annelus, Ellis, Hill, Terry		43.11		4/5/18	28	2.54	30.54	
▶ 4x400	23	Cockrell, Hill, Terry, Ellis		3:37.69		3/23/18	1.5	0.33	1.83	
▶ SP	7	Breana JEMISON	SR	17.57m	57-7½	3/31/18	18	1.75	19.75	
▶ HT	36	Joy MCARTHUR	FR	61.49m	201-9	3/23/18	0.4	0.02	0.42	
▶ HEPT	17	Lyndsey LOPES	JR	5,574		4/6/18	4.5	0.50	5.00	
Scored bests come from PRE-SEASON DATA										
▶ 100	14	Ky WESTBROOK	JR	11.11w		6/13/15	7	0.70	7.70	
▶ 200m	2	Deanna HILL	SR	22.30w		5/27/17	28	2.18	30.18	
▶ 200m	18	Kendall ELLIS	SR	22.79		3/17/17	D	4	0.42	2.42
▶ 400	2	Kendall ELLIS	SR	50.45		5/27/17	28	3.48	31.48	
▶ 800m	30	Mikaela SMITH	JR	2:05.17		4/29/17	0.7	0.23	0.93	
▶ 400H	1	Anna COCKRELL	SO	55.36		6/10/17	30	4.09	34.09	
▶ LJ	13	Margaux JONES	JR	6.47mw	21-2½	4/16/16	8	0.65	8.65	
Team Total								239.73		

"Scrd As", short for "Scored As", Standing used for place points portion of performance's score combining preseason data (when applied) to current season data

Numbers in BLACK are both the performance's actual NCAA rank AND "scored as" rank Numbers in RED indicate actual NCAA rank does not exist or is worse than "scored as" rank Numbers in BLUE indicate actual NCAA rank is better than "scored as" rank

USTFCCCA Non-Member

Non-Member Schools Will NOT be ranked, beginning Week 2



USTFCCCA NCAA Division I National Team Computer Rankings


as of 4/16/2018 8:34:13 AM

2018 Outdoor Track & Field, Week #3

Only those who score >0.01 pts are shown
D denotes multiple-event rule in affect

WOMEN

<div><div>7</div><div><div><div><div></div><div>G</div></div></div><div>Georgia</div><div>Southeastern Conference</div></div><div><div>▼</div><div>3</div></div></div>									
Event	Scrd As	Athlete	Yr	Scored Mark		Date	Pl. Pts.	Bonus	TOTAL
Scored bests come from CURRENT season									
▶ 200m	13	Lynna IRBY	FR	22.64	(1.1)	4/6/18	8	0.78	8.78
▶ 100H	20	Tara DAVIS	FR	13.04w	(3.2)	3/28/18	3	0.46	3.46
▶ 100H	34	Louisa GRAUVOGEL	SO	13.16	(0.4)	4/6/18	0.5	0.16	0.66
▶ 4x100	11	Hall, Irby, Ransby, Davis		44.05		4/6/18	10	0.79	10.79
▶ LJ	4	Keturah ORJI	SR	6.71m	22-¾ (0.0)	4/6/18	24	2.63	26.63
▶ LJ	8	Tara DAVIS	FR	6.63m	21-9 (-2.1)	4/6/18	16	1.67	17.67
▶ HEPT	5	Louisa GRAUVOGEL	SO	5,887		4/6/18	22	1.98	23.98
Scored bests come from PRE-SEASON DATA									
▶ 100	36	Kate HALL	SO	11.30		5/11/17	0.4	0.15	0.55
▶ HJ	1	Madeline FAGAN	SR	1.91m	6-3¼	6/10/17	30	4.12	34.12
▶ HJ	1	Tatiana GUSIN	SR	1.91m	6-3¼	6/10/17	30	4.12	34.12
▶ PV	25	Kayla SMITH	SO	4.20m	13-9¼	5/27/17	0.95	0.15	1.10
▶ LJ	2	Kate HALL	SO	6.73m	22-1		28	2.89	30.89
▶ TJ	1	Keturah ORJI	SR	14.31m	46-11½	5/6/17	30	4.90	34.90
▶ TJ	14	Aliyah JOHNSON	JR	13.32mw	43-8½	4/21/17	7	0.59	7.59
▶ JAV	34	Tairyn MONTGOMERY	SO	50.22m	164-9	3/17/17	0.5	0.00	0.50
Team Total								235.73	

8				Florida		Southeastern Conference		▲ 1	
Event	Scrd As	Athlete	Yr	Scored Mark		Date	Pl. Pts.	Bonus	TOTAL
Scored bests come from CURRENT season									
▶ 400	3	Sharrika BARNETT	JR	50.93		3/29/18	26	2.57	28.57
▶ 400	20	Taylor MANSON	FR	52.43		3/29/18	3	0.43	3.43
▶ 100H	39	Brandee JOHNSON	SO	13.21	(1.8)	4/13/18	0.275	0.03	0.31
▶ 400H	46	Nikki STEPHENS	FR	58.82		4/13/18	0.1	0.00	0.10
▶ 4x100	42	Mack, Ghee, Johnson, Manson		45.15		4/13/18	0.2	0.00	0.20
▶ 4x400	4	Sharpe, Manson, Ghee, Barnett		3:31.95		3/29/18	24	2.10	26.10
▶ LJ	5	Yanis DAVID	JR	6.69mw	21-11½ (2.3)	4/13/18	22	2.36	24.36
▶ SP	6	Lloydricia CAMERON	SR	17.66m	57-11¼	4/13/18	20	1.92	21.92
▶ HEPT	19	Amanda FROEYNES	FR	5,546		3/28/18	3.5	0.40	3.90
Scored bests come from PRE-SEASON DATA									
▶ 400	34	Taylor SHARPE	SR	52.78		3/30/17	0.5	0.18	0.68
▶ 400H	9	Brandee JOHNSON	SO	57.21		3/30/17	14	1.04	15.04
▶ LJ	11	Darrielle MCQUEEN	SR	6.55m	21-6	5/27/17	10	1.02	11.02
▶ TJ	2	Yanis DAVID	JR	13.92mw	45-8	4/15/17	28	2.89	30.89
▶ TJ	21	Darrielle MCQUEEN	SR	13.16m	43-2¼	5/11/17	2.5	0.30	2.80
▶ TJ	31	Asa GARCIA	JR	13.06m	42-10¼	3/25/17	0.65	0.13	0.78
▶ DISC	24	Lloydricia CAMERON	SR	55.14m	180-11	4/22/16	1	0.16	1.16
▶ DISC	31	Jontavia DYKES	SR	54.53m	178-11	5/27/16	0.65	0.00	0.65
▶ JAV	1	Avione ALLGOOD	RS SR	58.81m	192-11	5/13/16	30	3.51	33.51
Team Total								205.43	

"Scrd As", short for "Scored As", Standing used for place points portion of performance's score combining preseason data (when applied) to current season data

Numbers in BLACK are both the performance's actual NCAA rank AND "scored as" rank Numbers in RED indicate actual NCAA rank does not exist or is worse than "scored as" rank Numbers in BLUE indicate actual NCAA rank is better than "scored as" rank

USTFCCCA Non-Member

Non-Member Schools Will NOT be ranked, beginning Week 2



USTFCCCA NCAA Division I National Team Computer Rankings

as of 4/16/2018 8:34:13 AM

2018 Outdoor Track & Field, Week #3

Only those who score >0.01 pts are shown
D denotes multiple-event rule in affect

WOMEN

9



Texas

Big 12 Conference

▼ 1

Event	Scrd As	Athlete	Yr	Scored Mark	Date	Pl. Pts.	Bonus	TOTAL
Scored bests come from CURRENT season								
▶ Steeple	42	Meghan LLOYD	JR	10:13.35	3/28/18	0.2	0.00	0.20
▶ 100H	1	Rushelle BURTON	SO	12.64w (3.3)	3/28/18	30	2.84	32.84
▶ 100H	7	Pedrya SEYMOUR	SR	12.85w (3.3)	3/28/18	18	1.28	19.28
▶ 100H	35	Mariam ABDUL-RASHID	JR	13.18w (3.3)	3/28/18	0.45	0.11	0.56
▶ 400H	14	Mariam ABDUL-RASHID	JR	57.40	3/28/18	7	0.82	7.82
▶ 4x100	22	Daniels, Douglas, Golden, Burton		44.55	3/28/18	2	0.39	2.39
▶ 4x400	49	Fowler, Rourke, McKelvy, Kirkegaard		3:40.76	4/13/18	0.025	0.00	0.03
▶ PV	17	Shay PETTY	JR	4.25m 13-11½	3/28/18	4.5	0.39	4.89
Scored bests come from PRE-SEASON DATA								
▶ 100	10	Teahna DANIELS	JR	11.06	6/10/17	12	0.97	12.97
▶ 200m	40	Teahna DANIELS	JR	22.95w	5/27/17	0.25	0.18	0.43
▶ 200m	44	Zola GOLDEN	JR	22.98w	5/12/17	0.15	0.13	0.28
▶ 400	12	Zola GOLDEN	JR	52.19	4/22/17	9	0.72	9.72
▶ 800m	49	Mary Beth HAMILTON	RS SR	2:06.16	6/9/16	0.025	0.00	0.03
▶ 100H	9	Ariel JONES	SR	12.87w	5/12/17	14	1.18	15.18
▶ 100H	23	Ashley MILLER	JR	13.08w	5/12/17	1.5	0.36	1.86
▶ 400H	5	Ariel JONES	SR	56.52	6/10/17	22	1.92	23.92
▶ PV	7	Kally LONG	SR	4.40m 14-5½	3/29/17	18	1.39	19.39
▶ PV	25	Ali UHLE	JR	4.20m 13-9½	5/7/16	0.95	0.15	1.10
▶ PV	43	Calie SPENCER	RS JR	4.16m 13-7½	3/31/17	0.175	0.00	0.17
▶ SP	18	Elena BRUCKNER	SO	16.67m 54-8½	4/28/17	4	0.41	4.41
▶ DISC	28	Elena BRUCKNER	SO	54.64m 179-3	3/29/17	0.8	0.02	0.82
▶ DISC	49	Lauryn CALDWELL	SR	53.00m 173-10	5/7/16	0.025	0.00	0.03
▶ JAV	17	Haley CROUSER	SR	53.09m 174-2		4.5	0.55	5.05
▶ JAV	31	Ashtin ZAMZOW	RS JR	50.65m 166-2	3/30/16	0.65	0.00	0.65
▶ HEPT	7	Ashtin ZAMZOW	RS JR	5,829	3/30/16	18	1.60	19.60
Team Total								183.58

10



Stanford

Pac-12 Conference

▲ 1

Event	Scrd As	Athlete	Yr	Scored Mark	Date	Pl. Pts.	Bonus	TOTAL
Scored bests come from CURRENT season								
▶ 10k	26	Abbie MCNULTY	JR	33:37.36	3/30/18	0.9	0.27	1.17
▶ 4x400	15	Gayles, Baker, Best, Mongiovi		3:35.96	3/30/18	6	0.60	6.60
▶ PV	36	Kaitlyn MERRITT	SO	4.19m 13-9	4/7/18	0.4	0.10	0.50
▶ SP	3	Lena GIGER	SR	18.09m 59-4½	4/13/18	26	2.93	28.93
▶ HT	37	Valarie ALLMAN	SR	61.47m 201-8	4/7/18	0.35	0.01	0.36
▶ JAV	2	Mackenzie LITTLE	JR	58.63m 192-4	4/7/18	28	3.36	31.36
▶ JAV	12	Jenna GRAY	SO	54.53m 178-11	4/7/18	9	1.00	10.00
▶ JAV	43	Virginia MILLER	FR	49.59m 162-8	3/16/18	0.175	0.00	0.17
Scored bests come from PRE-SEASON DATA								
▶ 800m	12	Olivia BAKER	SR	2:03.45	4/21/17	9	0.88	9.88
▶ 800m	34	Elise CRANNY	SR	2:05.43	4/8/17	0.5	0.15	0.65
▶ 800m	40	Christina ARAGON	SO	2:05.67	5/13/17	0.25	0.08	0.33
▶ 1500	7	Elise CRANNY	SR	4:11.46	4/21/17	18	1.56	19.56
▶ 1500	14	Christina ARAGON	SO	4:13.43	4/21/17	7	0.79	7.79
▶ 5000m	6	Vanessa FRASER	RS SR	15:41.64	5/1/16	20	1.49	21.49
▶ 5000m	14	Fiona O'KEEFFE	SO	15:46.93	6/10/17	7	0.81	7.81
▶ 5000m	22	Elise CRANNY	RS JR	15:49.27	5/1/16	D	2	0.55
▶ 10k	52	Vanessa FRASER	RS SR	33:55.99	5/14/16		0.01	0.01
▶ LJ	48	Daryth GAYLES	SR	6.25mw 20-6½	4/28/17	0.05	0.00	0.05
▶ DISC	3	Valarie ALLMAN	RS SR	61.42m 201-6	6/11/16	26	2.94	28.94
Team Total								178.16

"Scrd As", short for "Scored As", Standing used for place points portion of performance's score combining preseason data (when applied) to current season data

Numbers in BLACK are both the performance's actual NCAA rank AND "scored as" rank Numbers in RED indicate actual NCAA rank does not exist or is worse than "scored as" rank Numbers in BLUE indicate actual NCAA rank is better than "scored as" rank

USTFCCCA Non-Member

Non-Member Schools Will NOT be ranked, beginning Week 2



USTFCCCA NCAA Division I National Team Computer Rankings

as of 4/16/2018 8:34:13 AM

2018 Outdoor Track & Field, Week #3

Only those who score >0.01 pts are shown
D denotes multiple-event rule in affect

WOMEN

11




Kansas State

Big 12 Conference

▼ 1

Event	Scrd As	Athlete	Yr	Scored Mark	Date	Pl. Pts.	Bonus	TOTAL
Scored bests come from CURRENT season								
▶ 400H	22	Ranae MCKENZIE	JR	57.81	4/7/18	2	0.37	2.37
▶ 4x100	18	Njadoo, Mitchell, McKenzie, Allen		44.44	4/7/18	4	0.47	4.47
▶ SP	34	Jess ST. JOHN	SR	16.06m 52-8½	3/22/18	0.5	0.00	0.50
▶ HT	6	Janee' KASSANAVOID	SR	67.38m 221-0	4/7/18	20	1.93	21.93
▶ HEPT	23	Lauren TAUBERT	SO	5,487	4/7/18	1.5	0.20	1.70
▶ HEPT	33	Ariel OKORIE	SO	5,429	4/7/18	0.55	0.00	0.55
Scored bests come from PRE-SEASON DATA								
▶ 200m	38	A'Keyla MITCHELL	SR	22.94	4/9/16	0.3	0.19	0.49
▶ 400	16	A'Keyla MITCHELL	SR	52.34	4/23/16	5	0.54	5.54
▶ Steeple	47	Morgan WEDEKIND	SR	10:15.62	5/12/17	0.075	0.00	0.08
▶ HJ	20	Nina SCHULTZ	SO	1.82m 5-11½	5/12/17	D 3	0.31	2.31
▶ HJ	31	Rhizlane SIBA	SR	1.81m 5-11½	5/15/16	0.65	0.14	0.79
▶ LJ	6	Wurrie NJADOE	SO	6.67mw 21-10½	5/27/17	20	2.10	22.10
▶ LJ	17	Nina SCHULTZ	SO	6.41mw 21-½	5/12/17	4.5	0.38	4.88
▶ TJ	4	Shardia LAWRENCE	JR	13.79mw 45-3	5/12/17	24	2.22	26.22
▶ TJ	19	Konstantina ROMAIOU	SO	13.19mw 43-3½	5/6/17	3.5	0.36	3.86
▶ DISC	1	Shadae LAWRENCE	JR	62.59m 205-4	5/12/17	30	3.92	33.92
▶ HT	12	Helene INGVALDSEN	SO	64.14m 210-5	5/27/17	9	0.61	9.61
▶ HEPT	3	Nina SCHULTZ	SO	6,021	4/8/17	26	3.07	29.07
Team Total								170.39

12



Purdue

Big Ten Conference

unch

Event	Scrd As	Athlete	Yr	Scored Mark	Date	Pl. Pts.	Bonus	TOTAL
Scored bests come from CURRENT season								
▶ 100	23	Savannah ROBERSON	SR	11.22w (3.4)	4/13/18	1.5	0.38	1.88
▶ 400	7	Brionna THOMAS	SR	51.72	3/29/18	18	1.29	19.29
▶ 400	27	Jahneya MITCHELL	SR	52.68	3/29/18	0.85	0.23	1.08
▶ 100H	15	Savannah ROBERSON	SR	12.96w (3.5)	4/13/18	6	0.72	6.72
▶ 4x100	17	Charlton, Roberson, Love, Carson		44.39	4/7/18	4.5	0.51	5.01
▶ 4x400	2	Abbott, Thomas, Black, Mitchell		3:28.52	3/29/18	28	3.67	31.67
▶ HJ	20	Janae MOFFITT	JR	1.82m 5-11½	4/13/18	3	0.31	3.31
▶ LJ	41	Zhane SMITH	FR	6.28m 20-7½ (1.9)	4/13/18	0.225	0.00	0.22
▶ HT	46	Sarah LOESCH	JR	60.58m 198-9	4/7/18	0.1	0.00	0.10
Scored bests come from PRE-SEASON DATA								
▶ 100	36	Devynne CHARLTON	SR	11.30w	4/14/17	0.4	0.15	0.55
▶ 200m	20	Savannah ROBERSON	SR	22.81w	5/12/17	3	0.39	3.39
▶ 200m	52	Devynne CHARLTON	SR	23.05w	4/14/17		0.03	0.03
▶ 400	43	Chloe ABBOTT	SO	52.88	5/27/17	0.175	0.12	0.29
▶ 100H	2	Devynne CHARLTON	SR	12.67w	5/12/17	28	2.60	30.60
▶ 400H	3	Symone BLACK	SR	56.01	5/12/17	26	2.86	28.86
▶ LJ	7	Savannah CARSON	SR	6.66m 21-10½	4/14/17	18	1.97	19.97
▶ DISC	13	Micaela HAZLEWOOD	SR	56.75m 186-2	4/14/17	8	0.65	8.65
Team Total								161.61

"Scrd As", short for "Scored As", Standing used for place points portion of performance's score combining preseason data (when applied) to current season data

Numbers in BLACK are both the performance's actual NCAA rank AND "scored as" rank Numbers in RED indicate actual NCAA rank does not exist or is worse than "scored as" rank Numbers in BLUE indicate actual NCAA rank is better than "scored as" rank

USTFCCCA Non-Member

Non-Member Schools Will NOT be ranked, beginning Week 2



USTFCCCA NCAA Division I National Team Computer Rankings

as of 4/16/2018 8:34:13 AM

2018 Outdoor Track & Field, Week #3

Only those who score >0.01 pts are shown
D denotes multiple-event rule in affect

WOMEN

13



Arizona State

Pac-12 Conference

unch

Event	Scrd As	Athlete	Yr	Scored Mark		Date	Pl. Pts.	Bonus	TOTAL
Scored bests come from CURRENT season									
▶ 4x100	41	Morrison, Marrero, Flanagan, Matthews		45.12		4/5/18	0.225	0.00	0.23
▶ 4x400	32	Flanagan, Marrero, Irvin, Matthews		3:38.92		4/5/18	0.6	0.15	0.75
▶ SP	1	Maggie EWEN	SR	19.22m	63-¾	4/5/18	30	6.18	36.18
▶ SP	14	Samantha NOENNIG	FR	16.79m	55-1	4/13/18	7	0.53	7.53
▶ DISC	4	Maggie EWEN	SR	61.27m	201-0	4/5/18	24	2.81	26.81
▶ HT	1	Maggie EWEN	SR	74.53m	244-6	4/5/18	30	6.47	36.47
Scored bests come from PRE-SEASON DATA									
▶ 800m	7	Alethia MARRERO	RS SR	2:02.67		5/29/15	18	1.56	19.56
▶ 10k	51	Adriana OLIVAS	RS SR	33:55.75		4/5/14		0.02	0.02
▶ 100H	35	Deshaunda MORRISON	SR	13.18w		5/27/17	0.45	0.11	0.56
▶ 400H	17	Alethia MARRERO	RS SR	57.63		5/12/17	4.5	0.54	5.04
▶ HT	5	Beatrice LLANO	SO	67.42m	221-2		22	1.95	23.95
Team Total								157.09	

14



Minnesota

Big Ten Conference

unch

Event	Scrd As	Athlete	Yr	Scored Mark		Date	Pl. Pts.	Bonus	TOTAL
Scored bests come from CURRENT season									
▶ 4x100	30	Schow, Markland, Spagnola, Egwim		44.84		3/31/18	0.7	0.18	0.88
▶ 4x400	9	Egwim, Huls, Markland, Larson		3:33.98		3/31/18	14	1.19	15.19
▶ HT	11	Temi OGUNRINDE	JR	64.63m	212-0	3/31/18	10	0.72	10.72
▶ JAV	7	Nicolle MURPHY	SR	56.17m	184-3	3/31/18	18	1.67	19.67
Scored bests come from PRE-SEASON DATA									
▶ 400	8	Emerald EGWIM	SR	51.99		5/12/17	16	0.96	16.96
▶ 400	39	Titania MARKLAND	RS SR	52.86		5/29/15	0.275	0.13	0.40
▶ Steeple	8	Madeline STRANDEMO	SR	9:51.83		5/12/17	16	1.42	17.42
▶ 100H	17	Emma SPAGNOLA	SR	13.02w		5/12/17	4.5	0.51	5.01
▶ 400H	26	Emma SPAGNOLA	SR	57.88		5/12/17	0.9	0.33	1.23
▶ HJ	6	Taylor WIEBKE	JR	1.85m	6-¾	4/28/17	20	1.13	21.13
▶ HJ	42	Heta TUURI	SR	1.79m	5-10½	4/28/17	0.2	0.00	0.20
▶ TJ	35	Shanique WRIGHT	JR	13.03mw	42-9	5/28/16	0.45	0.07	0.52
▶ SP	19	Kiley SABIN	JR	16.65m	54-7½	5/12/17	3.5	0.39	3.89
▶ SP	45	Shay NIELSEN	SO	15.81m	51-10½	4/6/17	0.125	0.00	0.13
▶ DISC	10	Agnes ESSER	SR	57.91m	190-0	5/28/16	12	0.99	12.99
▶ DISC	40	Kiley SABIN	JR	53.57m	175-9	4/28/17	0.25	0.00	0.25
▶ HT	34	Agnes ESSER	SR	61.66m	202-3	4/28/17	0.5	0.05	0.55
▶ HT	41	Nina HORVATH	SR	60.86m	199-8	4/28/17	0.225	0.00	0.22
Team Total									127.37

"Scrd As", short for "Scored As", Standing used for place points portion of performance's score combining preseason data (when applied) to current season data

Numbers in BLACK are both the performance's actual NCAA rank AND "scored as" rank Numbers in RED indicate actual NCAA rank does not exist or is worse than "scored as" rank Numbers in BLUE indicate actual NCAA rank is better than "scored as" rank

USTFCCCA Non-Member

Non-Member Schools Will NOT be ranked, beginning Week 2



USTFCCCA NCAA Division I National Team Computer Rankings

2018 Outdoor Track & Field, Week #3

as of 4/16/2018 8:34:13 AM

Only those who score >0.01 pts are shown
D denotes multiple-event rule in affect

WOMEN

15



Tennessee

Southeastern Conference

▲ 2

Event	Scrd As	Athlete	Yr	Scored Mark	Date	Pl. Pts.	Bonus	TOTAL
Scored bests come from CURRENT season								
▶ 100	39	Maia MCCOY	JR	11.31w (2.4)	4/12/18	0.275	0.12	0.40
▶ 100H	12	Alexis DUNCAN	SO	12.92w (3.1)	4/12/18	9	0.92	9.92
▶ 100H	35	Domonique TURNER	SO	13.18w (3.1)	4/12/18	0.45	0.11	0.56
▶ 4x100	9	McCoy, Dyer, Collins, Majors		43.74	4/12/18	14	1.25	15.25
▶ 4x400	10	Dyer, Majors, Collins, Broadwater		3:34.13	3/29/18	12	1.13	13.13
▶ TJ	17	LaChyna ROE	JR	13.26mw 43-6 (3.1)	4/12/18	4.5	0.48	4.98
▶ TJ	42	Cidaea' WOODS	SR	12.93mw 42-5½ (2.6)	4/12/18	0.2	0.00	0.20
▶ DISC	16	Stamatia SCARVELIS	JR	56.41m 185-1	3/23/18	5	0.54	5.54
▶ HT	3	Stamatia SCARVELIS	JR	68.37m 224-3	3/23/18	26	2.51	28.51
▶ HEPT	28	Maya NEAL	JR	5,456	4/12/18	0.8	0.09	0.89
Scored bests come from PRE-SEASON DATA								
▶ 100	48	Shania COLLINS	JR	11.34	5/11/17	0.05	0.04	0.09
▶ 200m	20	Shania COLLINS	JR	22.81	5/27/17	3	0.39	3.39
▶ 200m	25	Felecia MAJORS	RS SR	22.85	5/12/16	0.95	0.33	1.28
▶ 400	4	Felecia MAJORS	RS SR	51.29	5/12/16	24	1.91	25.91
▶ 400	47	Layla WHITE	JR	52.98	5/26/16	0.075	0.06	0.13
▶ LJ	20	Cidaea' WOODS	JR	6.40m 21-0	5/11/17	3	0.34	3.34
▶ SP	21	Stamatia SCARVELIS	JR	16.56m 54-4	4/28/17	2.5	0.30	2.80
Team Total								116.31

16



Colorado

Pac-12 Conference

unch

Event	Scrd As	Athlete	Yr	Scored Mark	Date	Pl. Pts.	Bonus	TOTAL
Scored bests come from CURRENT season								
▶ 1500	20	Makena MORLEY	SO	4:15.59cA 4:21.84	4/6/18	D 3	0.42	2.42
▶ 1500	30	Sage HURTA	SO	4:17.04	3/23/18	0.7	0.23	0.93
▶ 5000m	15	Kaitlyn BENNER	JR	15:47.23	3/30/18	6	0.78	6.78
▶ 4x400	27			3:38.43	3/23/18	0.85	0.22	1.07
Scored bests come from PRE-SEASON DATA								
▶ 800m	21	Dani JONES	JR	2:04.35	4/21/17	D 2.5	0.47	2.47
▶ 1500	2	Dani JONES	JR	4:10.74		28	1.85	29.85
▶ Steeple	3	Madison BOREMAN	SO	9:46.48	6/10/17	26	2.27	28.27
▶ Steeple	5	Erin CLARK	RS SR	9:48.72	5/14/16	22	1.91	23.91
▶ Steeple	22	Val CONSTIEN	RS JR	10:05.65	5/14/16	2	0.36	2.36
▶ Steeple	25	Sage HURTA	SO	10:07.87	5/13/17	0.95	0.25	1.20
▶ 5000m	36	Erin CLARK	RS SR	15:57.54	4/4/15	0.4	0.07	0.47
▶ 5000m	45	Makena MORLEY	SO	16:02.15	4/21/17	0.125	0.00	0.13
▶ 10k	12	Erin CLARK	RS SR	33:03.22		D 9	0.80	2.80
▶ 10k	18	Makena MORLEY	SO	33:29.22	5/13/17	4	0.38	4.38
▶ 10k	29	Annie KELLY	SR	33:39.35	5/13/17	0.75	0.24	0.99
▶ 10k	35	Melanie NUN	SR	33:46.49	5/13/17	0.45	0.14	0.59
▶ 10k	43	Mackenzie CALDWELL	RS JR	33:52.08	5/14/16	0.175	0.07	0.24
Team Total								108.85

"Scrd As", short for "Scored As", Standing used for place points portion of performance's score combining preseason data (when applied) to current season data

Numbers in BLACK are both the performance's actual NCAA rank AND "scored as" rank Numbers in RED indicate actual NCAA rank does not exist or is worse than "scored as" rank Numbers in BLUE indicate actual NCAA rank is better than "scored as" rank

USTFCCCA Non-Member

Non-Member Schools Will NOT be ranked, beginning Week 2



USTFCCCA NCAA Division I National Team Computer Rankings

as of 4/16/2018 8:34:14 AM

2018 Outdoor Track & Field, Week #3

Only those who score >0.01 pts are shown
D denotes multiple-event rule in affect

WOMEN

17



Oklahoma

Big 12 Conference

2

Event	Scrd As	Athlete	Yr	Scored Mark	Date	Pl. Pts.	Bonus	TOTAL	
Scored bests come from CURRENT season									
▶ Steeple	49	Sarah SCOTT	JR	10:16.00	4/6/18	0.025	0.00	0.03	
▶ 4x100	16	Van Buren, Patterson, Giles, Buchanan		44.33	3/16/18	5	0.55	5.55	
▶ DISC	9	Jessica WOODARD	SR	58.14m	190-9	3/28/18	14	1.06	15.06
▶ HT	7	Ashley BRYANT	SR	65.64m	215-4	4/6/18	18	1.17	19.17
Scored bests come from PRE-SEASON DATA									
▶ 100	16	Leya BUCHANAN	SR	11.15w	5/12/17	5	0.58	5.58	
▶ 200m	22	Ama PIPI	SR	22.83w	5/12/17	2	0.36	2.36	
▶ 400	46	Ama PIPI	SR	52.96	3/25/17	0.1	0.07	0.17	
▶ PV	6	Mackenzie SHELL	JR	4.41m	14-5½	4/23/16	20	1.48	21.48
▶ PV	22	Meagan GRAY	JR	4.21m	13-9½	5/12/17	2	0.20	2.20
▶ SP	2	Jessica WOODARD	SR	18.36m	60-3	5/12/17	28	3.71	31.71
▶ SP	31	Meia GORDON	SO	16.27m	53-4½	5/12/17	0.65	0.00	0.65
▶ DISC	20	Meia GORDON	SO	55.80m	183-1	5/12/17	3	0.36	3.36
▶ JAV	30	Gabrielle KEARNEY	SO	50.77m	166-7	3/17/17	0.7	0.00	0.70
▶ HEPT	37	Makayla STEPHENS	SR	5,336	5/17/15	0.35	0.00	0.35	
Team Total								108.37	

18



Alabama

Southeastern Conference

4

Event	Scrd As	Athlete	Yr	Scored Mark		Date	Pl. Pts.	Bonus	TOTAL
Scored bests come from CURRENT season									
▶ 100	31	Tamara CLARK	FR	11.27	(2.0)	3/23/18	0.65	0.24	0.89
▶ 200m	10	Tamara CLARK	FR	22.57	(-0.7)	4/13/18	12	0.99	12.99
▶ 400H	32	Kaitlin WALKER	SR	58.34		4/13/18	0.6	0.06	0.66
▶ 4x100	4	Lampkin, Clark, Darius, Roberson		43.26		4/13/18	24	2.20	26.20
▶ 4x400	11	Roberson, Clark, Darius, Funcheon		3:34.37		4/13/18	10	1.06	11.06
▶ JAV	37	Tianah LIST	FR	50.07m	164-3	3/16/18	0.35	0.00	0.35
Scored bests come from PRE-SEASON DATA									
▶ 100	39	Symone DARIUS	SO	11.31w		5/27/17	0.275	0.12	0.40
▶ 400	19	Takyera ROBERSON	SO	52.41		5/27/17	3.5	0.46	3.96
▶ 10k	49	Rachael REDDY	RS SO	33:55.23		4/1/16	0.025	0.03	0.05
▶ HJ	11	Stacey DESTIN	JR	1.84m	6-½	5/11/17	10	0.79	10.79
▶ LJ	15	Filippa FOTOPOULOU	SR	6.46mw	21-2½	4/28/17	6	0.61	6.61
▶ LJ	22	Kiara WILLIAMS	JR	6.39mw	20-11¾	4/28/17	2	0.29	2.29
▶ SP	9	Haley TEEL	SR	17.08m	56-½	4/28/17	14	0.82	14.82
▶ SP	12	Portious WARREN	JR	16.90m	55-5½	4/24/17	9	0.64	9.64
▶ HT	20	Danielle MCCONNELL	SR	63.15m	207-2	5/27/17	3	0.39	3.39
▶ JAV	20	Samantha ZELDEN	SO	52.60m	172-7	5/27/17	3	0.40	3.40
Team Total								107.49	

"Scrd As", short for "Scored As", Standing used for place points portion of performance's score combining preseason data (when applied) to current season data

Numbers in BLACK are both the performance's actual NCAA rank AND "scored as" rank Numbers in RED indicate actual NCAA rank does not exist or is worse than "scored as" rank Numbers in BLUE indicate actual NCAA rank is better than "scored as" rank

USTFCCCA Non-Member

Non-Member Schools Will NOT be ranked, beginning Week 2



USTFCCCA NCAA Division I National Team Computer Rankings

as of 4/16/2018 8:34:14 AM

2018 Outdoor Track & Field, Week #3

Only those who score >0.01 pts are shown
D denotes multiple-event rule in affect

WOMEN

19



Virginia Tech

Atlantic Coast Conference

▼ 1

Event	Scrd As	Athlete	Yr	Scored Mark	Date	Pl. Pts.	Bonus	TOTAL
Scored bests come from CURRENT season								
1500	23	Rachel POCRATSKY	JR	4:16.06	4/12/18	1.5	0.35	1.85
4x400	25	Blanden, Dennis, Tate, Bush		3:37.94	3/28/18	0.95	0.29	1.24
PV	2	Lisa GUNNARSSON	FR	4.60m	15-1	28	3.66	31.66
PV	14	Rachel BAXTER	FR	4.30m	14-1½	7	0.62	7.62
TJ	41	Stefanie AESCHLIMANN	FR	12.96m	42-6¼ (1.3)	0.225	0.00	0.22
Scored bests come from PRE-SEASON DATA								
200m	47	Courtney BLANDEN	SR	23.01	4/21/17	0.075	0.09	0.17
400	13	Courtney BLANDEN	SR	52.24	5/12/17	8	0.66	8.66
800m	7	Rachel POCRATSKY	JR	2:02.67	5/12/17	18	1.56	19.56
800m	37	Laurie BARTON	SO	2:05.48	5/12/17	0.35	0.14	0.49
1500	48	Katie KENNEDY	SR	4:18.83	5/27/17	0.05	0.00	0.05
Steeple	10	Sarah EDWARDS	SO	9:52.89	5/27/17	12	1.28	13.28
Steeple	34	Mikayla RICHARDSON	SO	10:11.89	5/12/17	0.5	0.05	0.55
400H	25	Nora MCKIVER	SR	57.87	5/12/17	0.95	0.34	1.29
TJ	32	Eszter BAJNOK	SO	13.05m	42-9¾	0.6	0.11	0.71
HT	10	Emma THOR	SO	64.69m	212-3	12	0.75	12.75
HT	16	Pavla KUKLOVA	JR	63.45m	208-2	5	0.46	5.46
Team Total								105.56

20



Florida State

Atlantic Coast Conference

▼ 1

Event	Scrd As	Athlete	Yr	Scored Mark		Date	Pl. Pts.	Bonus	TOTAL
Scored bests come from CURRENT season									
▶ 200m	15	Ka'Tia SEYMOUR	FR	22.75	(1.7)	3/23/18	6	0.48	6.48
▶ 200m	42	Shauna HELPS	JR	22.97	(1.7)	3/23/18	0.2	0.15	0.35
▶ 10k	21	Militsa MIRCHEVA	JR	33:33.70		3/30/18	2.5	0.32	2.82
▶ 100H	19	Cortney JONES	SO	13.03w	(2.3)	4/13/18	3.5	0.49	3.99
▶ 4x100	13	Kirkland, Helps, Cunningham, Seymour		44.16		3/23/18	8	0.68	8.68
▶ SP	28	Ieva ZARANKAITE	SR	16.32m	53-6½	3/23/18	0.8	0.05	0.85
▶ DISC	11	Shanice LOVE	SO	57.39m	188-3	3/29/18	10	0.84	10.84
Scored bests come from PRE-SEASON DATA									
▶ 100	30	Shauna HELPS	JR	11.26		5/12/17	0.7	0.27	0.97
▶ 400	11	Shaquania DORSETT	JR	52.13		5/27/17	10	0.79	10.79
▶ HJ	20	Eleonora OMOREGIE	SO	1.82m	5-11½	5/12/17	3	0.31	3.31
▶ SP	8	Gleneve GRANGE	SR	17.29m	56-8½	5/12/17	16	1.20	17.20
▶ DISC	12	Gleneve GRANGE	SR	57.02m	187-1	5/12/17	9	0.73	9.73
▶ DISC	29	Ieva ZARANKAITE	SR	54.62m	179-2	5/12/17	0.75	0.01	0.76
▶ JAV	10	Laura PAREDES	RS FR	54.86m	180-0	3/1/17	12	1.10	13.10
Team Total									89.84

21



San Francisco

West Coast Conference

▼ 1

Event	Scrd As	Athlete	Yr	Scored Mark	Date	Pl. Pts.	Bonus	TOTAL
Scored bests come from CURRENT season								
► Steeple	4	Marie BOUCHARD	SR	9:47.03	3/30/18	24	2.18	26.18
Scored bests come from PRE-SEASON DATA								
► 5000m	1	Charlotte TAYLOR	RS SR	15:29.07	5/5/17	30	3.13	33.13
► 5000m	39	Weronika PYZIK	JR	15:59.00	3/31/17	0.275	0.00	0.28
► 10k	3	Charlotte TAYLOR	RS SR	32:11.80	3/31/17	26	2.55	28.55
► 10k	34	Isabelle BRAUER	JR	33:44.11	3/31/17	0.5	0.18	0.68
Team Total								88.82

"Scrd As", short for "Scored As", Standing used for place points portion of performance's score combining preseason data (when applied) to current season data

Numbers in BLACK are both the performance's actual NCAA rank AND "scored as" rank Numbers in RED indicate actual NCAA rank does not exist or is worse than "scored as" rank Numbers in BLUE indicate actual NCAA rank is better than "scored as" rank

USTFCCCA Non-Member

Non-Member Schools Will NOT be ranked, beginning Week 2



2018 Outdoor Track & Field, Week #3

Only those who score >0.01 pts are shown
D denotes multiple-event rule in affect

WOMEN

22



Missouri

Southeastern Conference

▲ 1

Event	Scrd As	Athlete	Yr	Scored Mark	Date	Pl. Pts.	Bonus	TOTAL
-------	---------	---------	----	-------------	------	----------	-------	-------

Scored bests come from CURRENT season

▶ 5000m	48	Megan CUNNINGHAM	SR	16:03.20	4/14/18	0.05	0.00	0.05
▶ 10k	2	Karissa SCHWEIZER	SR	32:00.55	3/30/18	28	3.05	31.05
▶ HT	14	Rebecca KEATING	JR	63.87m 209-6	3/17/18	7	0.55	7.55

Scored bests come from PRE-SEASON DATA

▶ 1500	22	Karissa SCHWEIZER	SR	4:15.77	4/7/17	D	2	0.39	2.39
▶ 5000m	3	Karissa SCHWEIZER	SR	15:38.93	6/10/17		26	1.84	27.84
▶ 10k	14	Jamie KEMPFFER	JR	33:09.67	3/31/17		7	0.65	7.65
▶ SP	48	Gabi JACOBS	JR	15.78m	51-9%	5/27/17	0.05	0.00	0.05
▶ DISC	15	Gabi JACOBS	JR	56.58m	185-7	5/11/17	6	0.59	6.59

Team Total 83.18

23



Miami (Fla.)

Atlantic Coast Conference

▲ 3

Event	Scrd As	Athlete	Yr	Scored Mark	Date	Pl. Pts.	Bonus	TOTAL
-------	---------	---------	----	-------------	------	----------	-------	-------

Scored bests come from CURRENT season

▶ 100	39	Alfreda STEELE	FR	11.31w	(3.3)	4/6/18	0.275	0.12	0.40
▶ 400	37	Kayla JOHNSON	FR	52.82		3/16/18	0.35	0.15	0.50
▶ 800m	9	Kayla JOHNSON	FR	2:03.04		4/14/18	14	1.22	15.22
▶ 100H	39	Tiara MCMINN	FR	13.21w	(3.6)	4/6/18	0.275	0.03	0.31
▶ 100H	48	Michelle ATHERLEY	SO	13.28w	(3.6)	4/6/18	0.05	0.00	0.05
▶ 400H	28	Samantha GONZALEZ	JR	57.89		4/6/18	0.8	0.32	1.12
▶ 4x100	7	Knott, Steele, Mason, McMinn		43.54		3/16/18	18	1.57	19.57

▶ 4x400	6	Mason, Gonzalez, Atherley, Johnson		3:33.19		3/29/18	20	1.54	21.54
---------	---	------------------------------------	--	---------	--	---------	----	------	-------


▶ DISC	21	Zakiya RASHID	SO	55.68m	182-8	3/23/18	2.5	0.33	2.83
▶ DISC	26	Debbie AJAGBE	FR	55.07m	180-8	3/23/18	0.9	0.14	1.04
▶ HT	48	Debbie AJAGBE	FR	60.51m	198-6	4/14/18	0.05	0.00	0.05

Scored bests come from PRE-SEASON DATA

▶ 400H	7	Anna RUNIA	JR	57.03		5/12/17	18	1.26	19.26
▶ 400H	45	Michelle ATHERLEY	RS SO	58.78		4/22/16	0.125	0.00	0.13

Team Total 82.02

24



Ole Miss

Southeastern Conference

▼ 3

Event	Scrd As	Athlete	Yr	Scored Mark	Date	Pl. Pts.	Bonus	TOTAL
-------	---------	---------	----	-------------	------	----------	-------	-------

Scored bests come from CURRENT season

▶ 100	25	Shannon RAY	SR	11.25w	(3.5)	3/23/18	0.95	0.29	1.24
▶ 400	41	Jolie CARBO	SR	52.87		3/23/18	0.225	0.12	0.35
▶ 4x100	12	Henderson, Holmes, Carbo, Ray		44.10		3/23/18	9	0.72	9.72
▶ 4x400	39	Carbo, Allen, Shaw, Mattix		3:40.00		4/6/18	0.275	0.00	0.28
▶ HT	4	Janeah STEWART	SR	67.70m	222-1	3/23/18	24	2.08	26.08

Scored bests come from PRE-SEASON DATA

▶ 800m	32	Maddie MCHUGH	JR	2:05.23		4/13/17	0.6	0.21	0.81
▶ Steeple	24	Shelby BROWN	SR	10:06.67		5/27/17	1	0.31	1.31
▶ 10k	36	Anna BRASWELL	SR	33:47.22		3/31/17	0.4	0.13	0.53
▶ PV	13	Lindsey MURRAY	RS JR	4.34m	14-2%	4/30/16	8	0.83	8.83
▶ SP	4	Janeah STEWART	SR	17.86m	58-7%	4/6/17	24	2.31	26.31
▶ DISC	17	Janeah STEWART	SR	56.39m	185-0	3/30/17	4.5	0.54	5.04

Team Total 80.50

25



Texas Tech

Big 12 Conference

▼ 1

Event	Scrd As	Athlete	Yr	Scored Mark	Date	Pl. Pts.	Bonus	TOTAL
-------	---------	---------	----	-------------	------	----------	-------	-------

Scored bests come from CURRENT season

▶ 400	17	Sara LIMP	JR	52.39		4/5/18	4.5	0.48	4.98
▶ 4x100	14	Limp, Harris, Johnson, Gordon		44.23		4/5/18	7	0.62	7.62
▶ 4x400	18			3:36.84		3/28/18	4	0.45	4.45
▶ HJ	5	Zarriea WILLIS	JR	1.86m	6-1%	4/5/18	22	1.61	23.61
▶ SP	23	Crystal ONWUKAIFE	SO	16.43m	53-11	4/5/18	1.5	0.17	1.67
▶ DISC	30	Seasons USUAL	FR	54.59m	179-1	3/23/18	0.7	0.00	0.70

Scored bests come from PRE-SEASON DATA

▶ HJ	42	Kaylee HINTON	JR	1.79m	5-10%	5/12/17	0.2	0.00	0.20
▶ LJ	20	Zuliat ALLI	SO	6.40mw	21-0	5/27/17	3	0.34	3.34
▶ LJ	44	Kaylee HINTON	JR	6.27m	20-7	4/15/17	0.15	0.00	0.15
▶ TJ	12	Paetyn REVELL	SR	13.43m	44-%	4/30/15	9	0.78	9.78
▶ HEPT	6	Kaylee HINTON	JR	5,869		5/12/17	20	1.86	21.86

Team Total 78.36

"Scrd As", short for "Scored As", Standing used for place points portion of performance's score combining preseason data (when applied) to current season data

Numbers in BLACK are both the performance's actual NCAA rank AND "scored as" rank Numbers in RED indicate actual NCAA rank does not exist or is worse than "scored as" rank Numbers in BLUE indicate actual NCAA rank is better than "scored as" rank

USTFCCCA Non-Member

Non-Member Schools Will NOT be ranked, beginning Week 2



2018 Outdoor Track & Field, Week #3

Only those who score >0.01 pts are shown
D denotes multiple-event rule in affect

WOMEN

26



Nebraska

Big Ten Conference

▼ 1

Event	Scrd As	Athlete	Yr	Scored Mark	Date	Pl. Pts.	Bonus	TOTAL
Scored bests come from CURRENT season								
100H	30	Jasmine BARGE	JR	13.14w (3.5)	4/13/18	0.7	0.21	0.91
4x100	39	Lewis, Harris, Griggs, McIntosh		45.10	3/29/18	0.275	0.00	0.28
4x400	21	Griggs, Barge, Carr, Jones		3:37.20	3/29/18	2.5	0.40	2.90
TJ	47	Ieva TURKE	FR	12.89m 42-3½ (1.9)	4/13/18	0.075	0.00	0.08
JAV	44	Chase WOLINSKI	JR	49.48m 162-4	3/23/18	0.15	0.00	0.15
Scored bests come from PRE-SEASON DATA								
400	50	Kierra GRIGGS	SO	53.03	4/28/17	0.01	0.03	0.04
400H	15	Jasmine BARGE	JR	57.59	4/28/17	6	0.59	6.59
400H	41	Michaela PESKOVA	SO	58.62	4/28/17	0.225	0.00	0.22
HJ	11	Reka CZUTH	SR	1.84m 6-½	4/9/16	10	0.79	10.79
PV	25	Andrianna JACOBS	SO	4.20m 13-9¼	5/27/17	0.95	0.15	1.10
LJ	36	Reka CZUTH	SR	6.30mw 20-8	5/15/16	0.4	0.00	0.40
TJ	13	Angela MERCURIO	SR	13.38m 43-10¾	5/27/17	8	0.69	8.69
SP	10	Toni TUPPER	JR	17.07m 56-0	5/27/17	12	0.81	12.81
DISC	19	Alex MEYER	JR	55.93m 183-6	3/24/17	3.5	0.40	3.90
JAV	8	Sarah FIRESTONE	SR	56.15m 184-2	5/17/15	16	1.65	17.65
JAV	13	Brittni WOLCZYK	JR	54.48m 178-9	5/12/17	8	0.98	8.98
JAV	26	Danielle PLANK	RS SR	51.57m 169-2	4/20/16	0.9	0.08	0.98
Team Total								76.47

27



San Diego State

Mountain West Conference

▲ 1

Event	Scrd As	Athlete	Yr	Scored Mark	Date	Pl. Pts.	Bonus	TOTAL
Scored bests come from CURRENT season								
4x100	21	Fletcher, Barrow, Harris, Henderson		44.54	4/6/18	2.5	0.40	2.90
4x400	50	Lea, Harris, Barrow, Roberson		3:40.92	3/24/18	0.01	0.00	0.01
LJ	29	Lisa-Anne BARROW	JR	6.33m 20-9¼ (0.9)	4/6/18	0.75	0.02	0.77
Scored bests come from PRE-SEASON DATA								
100	4	Ashley HENDERSON	SR	10.96w	6/11/16	24	1.85	25.85
100	45	Simone GLENN	SR	11.32w	5/27/17	0.125	0.09	0.22
200m	5	Ashley HENDERSON	SR	22.35w	5/27/17	22	1.94	23.94
200m	44	Simone GLENN	SR	22.98w	5/27/17	0.15	0.13	0.28
100H	49	Sierra BRABHAM-LAWRENCE	JR	13.29w	5/13/17	0.025	0.00	0.03
400H	21	Andrenette KNIGHT	SO	57.80		2.5	0.38	2.88
400H	29	Madison GIPSON	RS SR	58.02	5/11/16	0.75	0.25	1.00
PV	10	Bonnie DRAXLER	SR	4.35m 14-3¾	4/14/17	12	0.92	12.92
PV	39	Marissa BERRY	JR	4.17m 13-8¾	4/1/17	0.275	0.01	0.28
Team Total								71.08

28



Notre Dame

Atlantic Coast Conference

▲ 2

Event	Scrd As	Athlete	Yr	Scored Mark	Date	Pl. Pts.	Bonus	TOTAL	
Scored bests come from CURRENT season									
▶ 4x100	50	Sharp, Thorpe, Butler, Lewis		45.29	4/5/18	0.01	0.00	0.01	
▶ 4x400	44	Bartoszewicz, Miller, Thorpe, Shead		3:40.33	3/30/18	0.15	0.00	0.15	
Scored bests come from PRE-SEASON DATA									
▶ 800m	10	Jessica HARRIS	JR	2:03.23	4/21/17	D	12	1.05	3.05
▶ 1500	9	Jessica HARRIS	JR	4:11.67	5/27/17		14	1.48	15.48
▶ 5000m	8	Anna ROHRER	SO	15:43.07	4/21/17		16	1.31	17.31
▶ 10k	1	Anna ROHRER	SO	31:58.99	3/31/17		30	3.12	33.12
▶ 400H	43	Jordan SHEAD	SR	58.69	5/12/17	0.175	0.00	0.17	
▶ SP	39	Indi JACKSON	SR	15.96m	52-4½	4/6/17	0.275	0.00	0.28
▶ SP	45	Abbey KAPITAN	SO	15.81m	51-10½	5/12/17	0.125	0.00	0.13
Team Total								69.69	

"Scrd As", short for "Scored As", Standing used for place points portion of performance's score combining preseason data (when applied) to current season data

Numbers in BLACK are both the performance's actual NCAA rank AND "scored as" rank Numbers in RED indicate actual NCAA rank does not exist or is worse than "scored as" rank Numbers in BLUE indicate actual NCAA rank is better than "scored as" rank

USTFCCCA Non-Member

Non-Member Schools Will NOT be ranked, beginning Week 2



USTFCCCA NCAA Division I National Team Computer Rankings

2018 Outdoor Track & Field, Week #3

as of 4/16/2018 8:34:14 AM

Only those who score >0.01 pts are shown
D denotes multiple-event rule in affect

WOMEN

29



Baylor

Big 12 Conference

▼ 2

Event	Scrd As	Athlete	Yr	Scored Mark	Date	Pl. Pts.	Bonus	TOTAL	
Scored bests come from CURRENT season									
▶ 5000m	42	Anna WEST	SO	16:01.11	3/30/18	0.2	0.00	0.20	
▶ 4x100	24	Grant, Bennett, Mainoo, Washington		44.64	3/22/18	1	0.32	1.32	
▶ 4x400	3	Bennett, Grant, Hawn, Horton		3:31.93	3/28/18	26	2.11	28.11	
▶ TJ	42	Alex MADLOCK	FR	12.93m	42-5½ (0.2)	3/22/18	0.2	0.00	0.20
Scored bests come from PRE-SEASON DATA									
▶ 100	25	Taylor BENNETT	JR	11.25w	4/22/17	0.95	0.29	1.24	
▶ 100	39	Kiana HORTON	JR	11.31w	3/26/16	0.275	0.12	0.40	
▶ 200m	7	Taylor BENNETT	JR	22.47w	5/12/17	18	1.39	19.39	
▶ 200m	49	Kiana HORTON	JR	23.02	4/23/16	0.025	0.08	0.10	
▶ 400	32	Leticia DE SOUZA	SR	52.74	4/22/17	0.6	0.20	0.80	
▶ 400H	8	Kiana HAWN	SR	57.16	3/29/17	16	1.10	17.10	
Team Total								68.86	

30



Kansas

Big 12 Conference

▼ 1

Event	Scrd As	Athlete	Yr	Scored Mark	Date	Pl. Pts.	Bonus	TOTAL	
Scored bests come from CURRENT season									
▶ Steeple	29	Courtney COPPINGER	SR	10:09.74	3/30/18	0.75	0.15	0.90	
▶ 10k	5	Sharon LOKEDI	JR	32:21.19	3/30/18	22	2.14	24.14	
▶ 4x400	7	Linder, Caldwell, Montgomery, Finley		3:33.83	4/5/18	18	1.26	19.26	
▶ PV	10	Laura TAYLOR	SR	4.35m	14-3¾	3/28/18	12	0.92	12.92
▶ PV	17	Andrea WILLIS	SO	4.25m	13-11¾	3/28/18	4.5	0.39	4.89
▶ DISC	22	Alexranda EMILIANOV	FR	55.58m	182-4	4/5/18	2	0.30	2.30
Scored bests come from PRE-SEASON DATA									
▶ 800m	33	Marleena EUBANKS	JR	2:05.34	5/19/16	0.55	0.18	0.73	
▶ 5000m	41	Sharon LOKEDI	SR	16:00.60	4/21/17	0.225	0.00	0.22	
▶ HJ	42	LaTyria JEFFERSON	JR	1.79m	5-10½	5/27/17	0.2	0.00	0.20
▶ PV	22	Alexis ROMERO	JR	4.21m	13-9¾	5/12/17	2	0.20	2.20
▶ JAV	29	Shaylyn STALLBAUMER	JR	51.02m	167-4	4/23/16	0.75	0.00	0.75
Team Total								68.51	

31



Boise State

Mountain West Conference

unch

Event	Scrd As	Athlete	Yr	Scored Mark	Date	Pl. Pts.	Bonus	TOTAL	
Scored bests come from CURRENT season									
▶ 1500	34	Alexis FULLER	JR	4:17.80	3/30/18	0.5	0.13	0.63	
▶ Steeple	1	Allie OSTRANDER	SO	9:38.57	3/30/18	30	3.56	33.56	
▶ 5000m	18	Clare O'BRIEN	SO	15:48.74	3/30/18	4	0.60	4.60	
▶ 5000m	20	Emily VENTERS	FR	15:49.12	3/30/18	3	0.57	3.57	
Scored bests come from PRE-SEASON DATA									
▶ 800m	13	Sadi HENDERSON	JR	2:03.56c (2:04.18)	5/10/17	8	0.82	8.82	
▶ 1500	39	Allie OSTRANDER	SO	4:18.19	4/13/17	0.275	0.08	0.35	
▶ Steeple	43	Minttu HUKKA	RS SO	10:13.48	5/27/16	0.175	0.00	0.17	
▶ 5000m	12	Allie OSTRANDER	SO	15:46.18	6/10/17	D	9	0.91	2.91
▶ 10k	10	Brenna PELOQUIN	RS SO	32:58.78	6/11/16	12	0.92	12.92	
Team Total								67.52	

32



Michigan

Big Ten Conference

unch

Event	Scrd As	Athlete	Yr	Scored Mark	Date	Pl. Pts.	Bonus	TOTAL
Scored bests come from CURRENT season								
▶ 800m	27	Jamie MORRISSEY	SR	2:05.11	4/6/18	0.85	0.25	1.10
▶ 4x100	48	Marias, Johnson, Morgan, Harrison		45.21	4/6/18	0.05	0.00	0.05
▶ 4x400	36	Marias, Foster, Hall, Harrison		3:39.86	4/6/18	0.4	0.02	0.42
Scored bests come from PRE-SEASON DATA								
▶ 800m	41	Jaimie PHELAN	SR	2:05.78	5/12/17	0.225	0.05	0.27
▶ 1500	11	Jaimie PHELAN	SR	4:11.92		10	1.38	11.38
▶ 1500	21	Haley MEIER	SR	4:15.65	5/27/17	2.5	0.41	2.91
▶ 1500	33	Jamie MORRISSEY	SR	4:17.57	5/27/17	0.55	0.16	0.71
▶ Steeple	13	Claire BORCHERS	SR	9:56.57	5/27/17	8	0.90	8.90
▶ Steeple	28	Sarah ZIEVE	SR	10:09.22	5/27/17	0.8	0.18	0.98
▶ 5000m	21	Gina SERENO	RS SR	15:49.17	4/13/17	2.5	0.56	3.06
▶ 10k	7	Erin FINN	RS SR	32:41.65	6/8/14	18	1.41	19.41
▶ 10k	22	Gina SERENO	RS SR	33:35.16	6/11/16	2	0.30	2.30
▶ 400H	37	Sami MICHELL	RS JR	58.46	5/17/15	0.35	0.00	0.35
▶ HJ	11	Claire KIEFFER-WRIGHT	SR	1.84m	6-½ 5/12/17	10	0.79	10.79
▶ HEPT	21	Aaron HOWELL	SR	5,538	5/15/16	2.5	0.37	2.87
Team Total								65.48

"Scrd As", short for "Scored As", Standing used for place points portion of performance's score combining preseason data (when applied) to current season data

Numbers in BLACK are both the performance's actual NCAA rank AND "scored as" rank Numbers in RED indicate actual NCAA rank does not exist or is worse than "scored as" rank Numbers in BLUE indicate actual NCAA rank is better than "scored as" rank

USTFCCCA Non-Member

Non-Member Schools Will NOT be ranked, beginning Week 2



USTFCCCA NCAA Division I National Team Computer Rankings

2018 Outdoor Track & Field, Week #3

as of 4/16/2018 8:34:15 AM

Only those who score >0.01 pts are shown
D denotes multiple-event rule in affect

WOMEN

33



UCLA

Pac-12 Conference

unch

Event	Scrd As	Athlete	Yr	Scored Mark	Date	Pl. Pts.	Bonus	TOTAL
Scored bests come from CURRENT season								
4x100	23	Acolatse, Butler, Lewis, Maduka		44.56	4/14/18	1.5	0.38	1.88
SP	5	Ashlie BLAKE	JR	17.73m 58-2	3/31/18	22	2.06	24.06
SP	29	Alyssa WILSON	FR	16.31m 53-6½	4/14/18	0.75	0.04	0.79
DISC	35	Alyssa WILSON	FR	53.90m 176-10	3/24/18	0.45	0.00	0.45
HT	45	Alyssa WILSON	FR	60.71m 199-2	4/14/18	0.125	0.00	0.13
HEPT	12	Kendall GUSTAFSON	SR	5,691	3/23/18	9	0.90	9.90
Scored bests come from PRE-SEASON DATA								
Steeple	31	Emily SCHARMANN	RS SR	10:11.30	5/14/16	0.65	0.07	0.72
Steeple	41	Carolina JOHNSON	RS SO	10:13.28	5/14/16	0.225	0.00	0.22
400H	35	Jasmine STAUFFACHER-GRAY	RS SO	58.38	5/14/16	0.45	0.04	0.49
HJ	6	Mikella LEFEBVRE-OATIS	SO	1.85m 6-½	3/31/17	20	1.13	21.13
PV	25	Greta WAGNER	JR	4.20m 13-9½	5/27/17	0.95	0.15	1.10
PV	25	Elleyse GARRETT	SR	4.20m 13-9½	5/27/17	0.95	0.15	1.10
LJ	38	Jessie MADUKA	SR	6.29m 20-7½	5/17/15	0.3	0.00	0.30
TJ	23	Jessie MADUKA	SR	13.13mw 43-1	4/29/17	1.5	0.25	1.75
HEPT	31	Christina CHENAULT	JR	5,438	4/12/17	0.65	0.03	0.68
Team Total								64.71

34




Iowa

Big Ten Conference

unch

Event	Scrd As	Athlete	Yr	Scored Mark	Date	Pl. Pts.	Bonus	TOTAL
Scored bests come from CURRENT season								
400	24	Briana GUILLORY	JR	52.55	4/7/18	1	0.31	1.31
10k	39	Andrea SHINE	JR	33:50.25	3/30/18	0.275	0.09	0.37
4x100	18	Thomas, Avant, Guillory, Brown		44.44	3/29/18	4	0.47	4.47
4x400	37	Guillory, Brown, Sharpe, King		3:39.87	3/29/18	0.35	0.02	0.37
LJ	16	Jahisha THOMAS	SR	6.44mw 21-1½ (3.7)	4/7/18	5	0.52	5.52
SP	29	Laulauga TAUSAGA	SO	16.31m 53-6½	4/7/18	0.75	0.04	0.79
DISC	7	Laulauga TAUSAGA	SO	59.86m 196-4	4/7/18	18	1.87	19.87
Scored bests come from PRE-SEASON DATA								
200m	2	Brittany BROWN	SR	22.30w	5/12/17	28	2.18	30.18
200m	40	Briana GUILLORY	JR	22.95	5/15/16	0.25	0.18	0.43
TJ	32	Jahisha THOMAS	SR	13.05mw 42-9½	5/27/17	0.6	0.11	0.71
Team Total								64.01

35



South Carolina

Southeastern Conference

unch

Event	Scrd As	Athlete	Yr	Scored Mark	Date	Pl. Pts.	Bonus	TOTAL
Scored bests come from CURRENT season								
400	34	Aliyah ABRAMS	SO	52.78	4/12/18	0.5	0.18	0.68
4x100	33	Parks, Dendy, Stanley, Pennamon		44.90	3/16/18	0.55	0.14	0.69
4x400	38	Abrams, Holmes, Davis, Mills		3:39.95	3/23/18	0.3	0.00	0.30
TJ	26	Hanifah ABDULQADIR	JR	13.10m 42-11½ (-0.1)	3/29/18	0.9	0.20	1.10
SP	39	Kathleen YOUNG	FR	15.96m 52-4½	4/7/18	0.275	0.00	0.28
Scored bests come from PRE-SEASON DATA								
400	50	Briana HAITH	RS SR	53.03	4/1/16	0.01	0.03	0.04
HJ	3	Lissa LABICHE	SO	1.87m 6-1½	5/5/16	26	2.11	28.11
LJ	3	Rougui SOW	JR	6.72m 22-¾	4/7/17	26	2.76	28.76
JAV	28	Shelby FREEDMAN	RS JR	51.20m 167-11	5/12/16	0.8	0.00	0.80
Team Total								60.75

"Scrd As", short for "Scored As", Standing used for place points portion of performance's score combining preseason data (when applied) to current season data

Numbers in BLACK are both the performance's actual NCAA rank AND "scored as" rank Numbers in RED indicate actual NCAA rank does not exist or is worse than "scored as" rank Numbers in BLUE indicate actual NCAA rank is better than "scored as" rank

USTFCCCA Non-Member

Non-Member Schools Will NOT be ranked, beginning Week 2



2018 Outdoor Track & Field, Week #3

Only those who score >0.01 pts are shown
D denotes multiple-event rule in affect

WOMEN

36



Auburn

Southeastern Conference

▲ 7

Event	Scrd As	Athlete	Yr	Scored Mark	Date	Pl. Pts.	Bonus	TOTAL
Scored bests come from CURRENT season								
100	25	Nataliah WHYTE	SO	11.25w (2.7)	4/13/18	0.95	0.29	1.24
4x100	8	Ambrose, Smith, Bullock, Whyte		43.65	4/13/18	16	1.38	17.38
TJ	14	Jakayla HAND	SR	13.32m 43-8½ (-0.2)	4/7/18	7	0.59	7.59
SP	47	Tori MCKINLEY	FR	15.80m 51-10	4/7/18	0.075	0.00	0.08
JAV	47	Peyton MONTGOMERY	JR	49.08m 161-0	3/23/18	0.075	0.00	0.08
Scored bests come from PRE-SEASON DATA								
100	12	Jonielle SMITH	JR	11.08w	4/14/17	9	0.85	9.85
200m	17	Nataliah WHYTE	SO	22.77	5/11/17	4.5	0.45	4.95
200m	38	Jenae AMBROSE	JR	22.94w	4/14/17	0.3	0.19	0.49
LJ	12	Dominique BULLOCK	SR	6.48m 21-3¼	4/23/16	9	0.70	9.70
DISC	32	Ivana MUZARIC	JR	54.49m 178-9	4/21/17	0.6	0.00	0.60
JAV	16	Kylee CARTER	JR	53.37m 175-1	3/24/17	5	0.64	5.64
Team Total								57.59

37



Wisconsin

Big Ten Conference

▼ 1

Event	Scrd As	Athlete	Yr	Scored Mark	Date	Pl. Pts.	Bonus	TOTAL
Scored bests come from CURRENT season								
JAV	15	Sophia RIVERA	FR	53.40m 175-2	3/31/18	6	0.65	6.65
Scored bests come from PRE-SEASON DATA								
5000m	16	Sarah DISANZA	SR	15:48.51	6/10/17	5	0.62	5.62
5000m	47	Amy DAVIS	JR	16:03.02	3/31/17	0.075	0.00	0.08
400H	18	Brenna DETRA	SR	57.64	5/12/17	4	0.53	4.53
HJ	17	Emma HAUGEN	JR	1.83m 6-0	5/5/17	4.5	0.48	4.98
PV	25	Taylor AMANN	SR	4.20m 13-9½	5/27/17	0.95	0.15	1.10
TJ	39	Chinne OKORONKWO	SO	12.97m 42-6½	5/5/17	0.275	0.00	0.28
SP	48	Kennedy BLAHNIK	JR	15.78m 51-9½	5/15/16	0.05	0.00	0.05
HT	18	Haley SHOWALTER	RS SO	63.18m 207-3	5/6/16	4	0.40	4.40
JAV	23	Emma FITZGERALD	SO	51.98m 170-6	3/23/17	1.5	0.21	1.71
HEPT	4	Georgia ELLENWOOD	RS SR	5,935	6/11/16	24	2.31	26.31
Team Total								55.69

38



Mississippi State

Southeastern Conference

▲ 1

Event	Scrd As	Athlete	Yr	Scored Mark	Date	Pl. Pts.	Bonus	TOTAL
Scored bests come from CURRENT season								
4x400	12	Lewis, Mosley, White, Smith		3:34.77	4/12/18	9	0.94	9.94
HT	39	Brianna SMITH	SR	61.43m 201-6	4/6/18	0.275	0.00	0.28
Scored bests come from PRE-SEASON DATA								
400	45	Keturah SMITH	SR	52.95	5/27/17	0.125	0.08	0.20
800m	26	Rhianwedd PRICE	SR	2:05.00	4/10/15	0.9	0.28	1.18
1500	1	Rhianwedd PRICE	SR	4:09.56	6/13/15	30	2.33	32.33
Steeple	15	Antonia HEHR	RS SO	9:59.32	5/27/16	6	0.69	6.69
TJ	42	Alexis FARLEY	SO	12.93mw 42-5¼	4/22/17	0.2	0.00	0.20
Team Total								50.82

39



New Mexico

Mountain West Conference

▼ 1

Event	Scrd As	Athlete	Yr	Scored Mark	Date	Pl. Pts.	Bonus	TOTAL
Scored bests come from CURRENT season								
10k	4	Alice WRIGHT	SR	32:15.73	3/30/18	24	2.38	26.38
Scored bests come from PRE-SEASON DATA								
Steeple	14	Charlotte PROUSE	JR	9:59.15	6/9/16	7	0.70	7.70
Steeple	48	Natasha BERNAL	JR	10:15.90	4/21/17	0.05	0.00	0.05
5000m	11	Alice WRIGHT	SR	15:45.87	5/2/15	10	0.95	10.95
5000m	17	Ednah KURGAT	JR	15:48.63	4/14/16	4.5	0.61	5.11
5000m	49	Charlotte PROUSE	JR	16:03.80	4/1/16	0.025	0.00	0.03
HEPT	49	Kyra MOHNS	SR	5,280	5/10/17	0.025	0.00	0.03
Team Total								50.23

40



Iowa State

Big 12 Conference

▼ 3

Event	Scrd As	Athlete	Yr	Scored Mark	Date	Pl. Pts.	Bonus	TOTAL
Scored bests come from CURRENT season								
800m	22	Jasmine STAEBLER	JR	2:04.54	4/5/18	2	0.42	2.42
10k	31	Anne FRISBIE	JR	33:42.53	3/30/18	0.65	0.20	0.85
Scored bests come from PRE-SEASON DATA								
LJ	8	Jhoanmy LUQUE	SR	6.63mw 21-9	5/27/17	16	1.67	17.67
TJ	3	Jhoanmy LUQUE	SR	13.80mw 45-3½	5/12/17	26	2.27	28.27
Team Total								49.20

"Scrd As", short for "Scored As", Standing used for place points portion of performance's score combining preseason data (when applied) to current season data

Numbers in BLACK are both the performance's actual NCAA rank AND "scored as" rank Numbers in RED indicate actual NCAA rank does not exist or is worse than "scored as" rank Numbers in BLUE indicate actual NCAA rank is better than "scored as" rank

USTFCCCA Non-Member

Non-Member Schools Will NOT be ranked, beginning Week 2



USTFCCCA NCAA Division I National Team Computer Rankings

as of 4/16/2018 8:34:15 AM

2018 Outdoor Track & Field, Week #3

Only those who score >0.01 pts are shown
D denotes multiple-event rule in affect

WOMEN

41



Penn State
Big Ten Conference

▼ 1

Event	Scrd As	Athlete	Yr	Scored Mark	Date	Pl. Pts.	Bonus	TOTAL	
Scored bests come from CURRENT season									
▶ 1500	4	Danae RIVERS	SO	4:10.82	3/29/18	24	1.82	25.82	
▶ 5000m	31	Jillian HUNSBERGER	JR	15:55.27	3/30/18	0.65	0.16	0.81	
▶ JAV	38	Madison SMITH	FR	50.02m	164-1	4/7/18	0.3	0.00	0.30
▶ JAV	42	Stephanie SIEVERS	JR	49.64m	162-10	4/14/18	0.2	0.00	0.20
Scored bests come from PRE-SEASON DATA									
▶ 800m	5	Danae RIVERS	SO	2:02.53	4/21/17	D	22	1.69	3.69
▶ 5000m	44	Tessa BARRETT	JR	16:01.59	5/27/17		0.15	0.00	0.15
▶ 10k	19	Jillian HUNSBERGER	JR	33:29.40			3.5	0.38	3.88
▶ HJ	20	Megan MCCLOSKEY	SR	1.82m	5-11½	4/8/17	3	0.31	3.31
▶ SP	23	Obeng MARFO	SR	16.43m	53-11	5/12/17	1.5	0.17	1.67
▶ HEPT	15	Madeline HOLMBERG	JR	5,636	4/21/17		6	0.71	6.71
Team Total								46.54	

42



Duke
Atlantic Coast Conference

▼ 1

Event	Scrd As	Athlete	Yr	Scored Mark		Date	Pl. Pts.	Bonus	TOTAL
Scored bests come from CURRENT season									
▶ 4x100	20	Murphy, Campbell, Panton, Price		44.47		4/6/18	3	0.45	3.45
▶ 4x400	29	Lowe, Kerr, Aveni, Price		3:38.48		3/28/18	0.75	0.21	0.96
▶ PV	5	Madison HEATH	SR	4.45m	14-7½	3/28/18	22	1.85	23.85
▶ PV	25	Laura MARTY	SO	4.20m	13-9½	4/12/18	0.95	0.15	1.10
▶ HT	28	Stefani VUKAJLOVIC	JR	61.90m	203-1	3/28/18	0.8	0.11	0.91
Scored bests come from PRE-SEASON DATA									
▶ 1500	44	Madison GRANGER	RS SR	4:18.67		5/13/16	0.15	0.01	0.16
▶ LJ	17	Sydnei MURPHY	SO	6.41m	21-½	4/1/17	4.5	0.38	4.88
▶ JAV	14	Katelyn GOCHENOUR	SO	54.26m	178-0		7	0.91	7.91
▶ JAV	36	Christine STREISEL	SR	50.15m	164-6	3/22/14	0.4	0.00	0.40
▶ HEPT	35	Jaida LEMMONS	JR	5,397		5/12/17	0.45	0.00	0.45
Team Total									44.08

43



Harvard
Ivy League

▼ 1

Event	Scrd As	Athlete	Yr	Scored Mark		Date	Pl. Pts.	Bonus	TOTAL
Scored bests come from CURRENT season									
▶ 100	9	Gabrielle THOMAS	JR	11.04w	(3.7)	3/28/18	14	1.14	15.14
▶ 200m	4	Gabrielle THOMAS	JR	22.32	(0.6)	4/6/18	24	2.08	26.08
▶ TJ	29	Simi FAJEMISIN	SO	13.07m	42-10% (0.3)	3/28/18	0.75	0.14	0.89
Scored bests come from PRE-SEASON DATA									
▶ 100	46	Ngozi MUSA	JR	11.33w		5/6/17	0.1	0.07	0.17
▶ LJ	44	Gabby THOMAS	JR	6.27m	20-7	4/21/17	0.15	0.00	0.15
▶ HEPT	30	Zoe HUGHES	SO	5,444		4/12/17	0.7	0.05	0.75
Team Total									43.19

44



Washington
Pac-12 Conference

▲ 3

Event	Scrd As	Athlete	Yr	Scored Mark	Date	Pl. Pts.	Bonus	TOTAL	
Scored bests come from CURRENT season									
▶ 400H	48	Hanna TARLETON	JR	58.85	3/16/18	0.05	0.00	0.05	
▶ 4x400	46	Tarleton, Brown, Birkenfeld, Apostol		3:40.47	3/16/18	0.1	0.00	0.10	
Scored bests come from PRE-SEASON DATA									
▶ 800m	25	Hannah DERBY	JR	2:04.79	4/28/17	0.95	0.34	1.29	
▶ 1500	6	Amy-Eloise NEALE	SR	4:11.00		D	20	1.75	3.75
▶ 1500	13	Anna MAXWELL	RS JR	4:12.62	5/1/16	8	1.10	9.10	
▶ 5000m	4	Amy-Eloise NEALE	SR	15:39.30	3/31/17	24	1.79	25.79	
▶ 400H	44	Darhian MILLS	SO	58.77	5/13/17	0.15	0.00	0.15	
Team Total								40.23	

"Scrd As", short for "Scored As", Standing used for place points portion of performance's score combining preseason data (when applied) to current season data

Numbers in BLACK are both the performance's actual NCAA rank AND "scored as" rank Numbers in RED indicate actual NCAA rank does not exist or is worse than "scored as" rank Numbers in BLUE indicate actual NCAA rank is better than "scored as" rank

USTFCCCA Non-Member

Non-Member Schools Will NOT be ranked, beginning Week 2



USTFCCCA NCAA Division I National Team Computer Rankings

as of 4/16/2018 8:34:15 AM

2018 Outdoor Track & Field, Week #3

Only those who score >0.01 pts are shown
D denotes multiple-event rule in affect

WOMEN

45



Arizona

Pac-12 Conference

▼ 1

Event	Scrd As	Athlete	Yr	Scored Mark	Date	Pl. Pts.	Bonus	TOTAL
Scored bests come from CURRENT season								
400H	26	Karolina PAHLITZSCH	SR	57.88	4/7/18	0.9	0.33	1.23
4x100	26	Christman, Waggoner, White, Andrews		44.72	3/16/18	0.9	0.27	1.17
4x400	14	Waggoner, Pahlitzsch, Andrews, Warren		3:35.68	4/7/18	7	0.68	7.68
HEPT	16	Alyssa THOMPSON	SR	5,596	4/7/18	5	0.57	5.57
Scored bests come from PRE-SEASON DATA								
400	23	Tatum WAGGONER	RS JR	52.52	4/9/16	1.5	0.33	1.83
5000m	25	Claire GREEN	SR	15:49.58	3/31/17	0.95	0.53	1.48
HJ	6	Lisanne HAGENS	SR	1.85m 6-¾	4/8/17	20	1.13	21.13
Team Total								40.08

46



Villanova

BIG EAST Conference

▲ 2

Event	Scrd As	Athlete	Yr	Scored Mark	Date	Pl. Pts.	Bonus	TOTAL
Scored bests come from CURRENT season								
5000m	13	Nicole HUTCHINSON	JR	15:46.22	3/30/18	8	0.91	8.91
Scored bests come from PRE-SEASON DATA								
800m	3	Siofra CLEIRIGH BUTTNER	SR	2:02.11	5/27/17	26	2.08	28.08
1500	17	Nicole HUTCHINSON	JR	4:13.71	5/27/17	D 4.5	0.71	2.71
10k	40	Bella BURDA	JR	33:50.44	3/31/17	0.25	0.09	0.34
Team Total								40.04

47



Akron

Mid-American Conference

▼ 2

Event	Scrd As	Athlete	Yr	Scored Mark	Date	Pl. Pts.	Bonus	TOTAL
Scored bests come from CURRENT season								
100H	25	Dara PERRY	JR	13.11w (3.2)	3/28/18	0.95	0.28	1.23
PV	10	Lucy BRYAN	JR	4.35m 14-3¾	3/28/18	12	0.92	12.92
PV	17	Jenna FRANTZ	FR	4.25m 13-11¼	3/28/18	4.5	0.39	4.89
PV	37	Eboni HALL	JR	4.18m 13-8½	4/6/18	0.35	0.06	0.41
DISC	46	Abigale WILSON	JR	53.11m 174-3	3/22/18	0.1	0.00	0.10
Scored bests come from PRE-SEASON DATA								
400H	16	Jaclyn SIEFRING	SR	57.61	4/16/16	5	0.57	5.57
PV	48	Rebecca PIETSCH	SR	4.13m 13-6½	5/14/16	0.05	0.00	0.05
HEPT	10	Jaclyn SIEFRING	SR	5,750	4/12/17	12	1.11	13.11
Team Total								38.27

48



North Dakota State

The Summit League

▲ 3

Event	Scrd As	Athlete	Yr	Scored Mark	Date	Pl. Pts.	Bonus	TOTAL
Scored bests come from CURRENT season								
PV	43	Lauren GIETZEN	SR	4.16m 13-7¾	4/11/18	0.175	0.00	0.17
SP	35	Courtney PASIOWITZ	SR	16.04m 52-7½	3/30/18	0.45	0.00	0.45
SP	44	Bailey RETZLAFF	SO	15.82m 51-11	4/11/18	0.15	0.00	0.15
HT	15	Maddy NILLES	SO	63.70m 209-0	3/16/18	6	0.51	6.51
JAV	3	Alyssa OLIN	SR	58.36m 191-5	3/16/18	26	3.12	29.12
JAV	24	Kari WOLFE	FR	51.82m 170-0	3/30/18	1	0.16	1.16
Scored bests come from PRE-SEASON DATA								
400	48	Alexis WOODS	SR	52.99	5/11/17	0.05	0.05	0.10
JAV	49	Kayla HOCHHALTER	SR	48.97m 160-8	3/31/17	0.025	0.00	0.03
HEPT	40	Amanda LEVIN	SR	5,321	5/11/17	0.25	0.00	0.25
Team Total								37.95

"Scrd As", short for "Scored As", Standing used for place points portion of performance's score combining preseason data (when applied) to current season data

Numbers in BLACK are both the performance's actual NCAA rank AND "scored as" rank Numbers in RED indicate actual NCAA rank does not exist or is worse than "scored as" rank Numbers in BLUE indicate actual NCAA rank is better than "scored as" rank

USTFCCCA Non-Member

Non-Member Schools Will NOT be ranked, beginning Week 2



USTFCCCA NCAA Division I National Team Computer Rankings

as of 4/16/2018 8:34:16 AM

2018 Outdoor Track & Field, Week #3

Only those who score >0.01 pts are shown
D denotes multiple-event rule in affect

WOMEN

49



Vanderbilt

Southeastern Conference

15

Event	Scrd As	Athlete	Yr	Scored Mark	Date	Pl. Pts.	Bonus	TOTAL
-------	---------	---------	----	-------------	------	----------	-------	-------

Scored bests come from CURRENT season

▶ PV	14	Kristen DENK	SO	4.30m	14-1½	4/12/18	7	0.62	7.62
------	----	--------------	----	-------	-------	---------	---	------	------

Scored bests come from PRE-SEASON DATA

▶ 400	33	Jennifer EDOBI	SR	52.75		5/27/17	0.55	0.19	0.74
▶ 800m	19	Courtney CLAYTON	SR	2:04.12		5/11/17	3.5	0.54	4.04
▶ 400H	38	Skyler CARPENTER	RS SR	58.50		5/28/15	0.3	0.00	0.30
▶ TJ	5	Simone CHARLEY	RS SR	13.77m	45-2½	6/11/16	22	2.12	24.12

Team Total 36.83

50



UNLV

Mountain West Conference

1

Event	Scrd As	Athlete	Yr	Scored Mark	Date	Pl. Pts.	Bonus	TOTAL
-------	---------	---------	----	-------------	------	----------	-------	-------

Scored bests come from CURRENT season

▶ 4x100	28	Smith-Barnett, Love, Graham, Hudspeth		44.78		4/6/18	0.8	0.22	1.02
▶ 4x400	24	Hudspeth, Wilson-Perteete, Love, Hudspeth		3:37.78		3/31/18	1	0.31	1.31

Scored bests come from PRE-SEASON DATA

▶ 100	2	Destiny SMITH-BARNETT	SR	10.94w		5/13/17	28	2.03	30.03
▶ 100	48	Drea AUSTIN	SR	11.34w		5/13/16	0.05	0.04	0.09
▶ 200m	27	Najia HUDSPETH	SR	22.89		5/13/17	0.85	0.27	1.12
▶ 200m	30	Destiny SMITH-BARNETT	SR	22.91		5/13/17	0.7	0.24	0.94
▶ 100H	25	Taylor PEGRAM	SR	13.11w		5/13/17	0.95	0.28	1.23
▶ HEPT	29	Stella CLEMENS	JR	5,451		5/10/17	0.75	0.08	0.83

Team Total 36.57

51



Georgia Tech

Atlantic Coast Conference

5

Event	Scrd As	Athlete	Yr	Scored Mark	Date	Pl. Pts.	Bonus	TOTAL
-------	---------	---------	----	-------------	------	----------	-------	-------

Scored bests come from CURRENT season

▶ 4x100	38	Hayden, Williams, Collins, Stewart		45.07		3/23/18	0.3	0.01	0.31
---------	----	------------------------------------	--	-------	--	---------	-----	------	------

Scored bests come from PRE-SEASON DATA

▶ 100H	16	Jeanine WILLIAMS	JR	12.99		5/12/17	5	0.59	5.59
▶ LJ	13	Bria MATTHEWS	RS SO	6.47m	21-2½	5/13/16	8	0.65	8.65
▶ TJ	6	Bria MATTHEWS	RS SO	13.73m	45-½	5/13/16	20	1.91	21.91

Team Total 36.47

52



Michigan State

Big Ten Conference

1

Event	Scrd As	Athlete	Yr	Scored Mark	Date	Pl. Pts.	Bonus	TOTAL
-------	---------	---------	----	-------------	------	----------	-------	-------

Scored bests come from CURRENT season

▶ 1500	18	Dillon MCCLINTOCK	SO	4:13.82		3/30/18	4	0.68	4.68
▶ HJ	42	Ellen DIPIETRO	JR	1.79m	5-10½	4/13/18	0.2	0.00	0.20

Scored bests come from PRE-SEASON DATA

▶ 800m	18	Aubrey WILBERDING	RS SR	2:04.08		5/27/16	4	0.55	4.55
▶ 800m	45	Dillon MCCLINTOCK	SO	2:06.10		4/21/17	0.125	0.00	0.13
▶ 10k	47	Amber WAY	SO	33:54.70		3/24/17	0.075	0.03	0.11
▶ SP	25	Katelyn DANIELS	SR	16.40m	53-9½	3/24/17	0.95	0.14	1.09
▶ DISC	5	Katelyn DANIELS	SR	60.54m	198-7	6/11/16	22	2.26	24.26
▶ JAV	46	Jade MADISON	SR	49.20m	161-5		0.1	0.00	0.10
▶ HEPT	42	Asya REYNOLDS	JR	5,314		5/12/17	0.2	0.00	0.20

Team Total 35.32

53



Northern Arizona

Big Sky Conference

1

Event	Scrd As	Athlete	Yr	Scored Mark	Date	Pl. Pts.	Bonus	TOTAL
-------	---------	---------	----	-------------	------	----------	-------	-------

Scored bests come from CURRENT season

▶ 400	25	Jasmine MALONE	JR	52.61		4/5/18	0.95	0.28	1.23
▶ 4x400	30	Malone, Taylor, Onyemaobi, Fotinos		3:38.80		4/5/18	0.7	0.17	0.87
▶ HT	2	Brooke ANDERSEN	SR	70.98m	232-10	3/16/18	28	4.19	32.19

Scored bests come from PRE-SEASON DATA

▶ 800m	39	Maggie CARRUTH	JR	2:05.56		5/27/17	0.275	0.11	0.39
--------	----	----------------	----	---------	--	---------	-------	------	------

Team Total 34.67

"Scrd As", short for "Scored As", Standing used for place points portion of performance's score combining preseason data (when applied) to current season data

Numbers in BLACK are both the performance's actual NCAA rank AND "scored as" rank Numbers in RED indicate actual NCAA rank does not exist or is worse than "scored as" rank Numbers in BLUE indicate actual NCAA rank is better than "scored as" rank

USTFCCCA Non-Member

Non-Member Schools Will NOT be ranked, beginning Week 2



2018 Outdoor Track & Field, Week #3

Only those who score >0.01 pts are shown
D denotes multiple-event rule in affect

WOMEN

54



Furman

Southern Conference

▲ 1

Event	Scrd As	Athlete	Yr	Scored Mark	Date	Pl. Pts.	Bonus	TOTAL
Scored bests come from CURRENT season								
Steeple	23	Emma Grace HURLEY	SO	10:06.35	3/30/18	1.5	0.33	1.83
Steeple	36	Kristlin GEAR	FR	10:12.72	3/30/18	0.4	0.00	0.40
5000m	26	Savannah CARNAHAN	SO	15:49.89	3/30/18	0.9	0.50	1.40
Scored bests come from PRE-SEASON DATA								
Steeple	39	Allie BUCHALSKI	RS JR	10:13.10	4/4/15	0.275	0.00	0.28
Steeple	46	Gabrielle JENNINGS	SO	10:15.12	5/27/17	0.1	0.00	0.10
5000m	2	Allie BUCHALSKI	SR	15:35.55	3/24/17	28	2.28	30.28
Team Total								34.29

55



New Hampshire

America East Conference

▲ 1

Event	Scrd As	Athlete	Yr	Scored Mark	Date	Pl. Pts.	Bonus	TOTAL
Scored bests come from PRE-SEASON DATA								
1500	10	Elinor PURRIER	SR	4:11.90	4/27/17	D	12	1.38
Steeple	2	Elinor PURRIER	SR	9:43.65	4/15/17	28	2.73	30.73
Team Total								34.11

56



NC State

Atlantic Coast Conference

▲ 1

Event	Scrd As	Athlete	Yr	Scored Mark	Date	Pl. Pts.	Bonus	TOTAL
Scored bests come from CURRENT season								
100	25	Gabriele CUNNINGHAM	JR	11.25w (2.4)	4/13/18	0.95	0.29	1.24
1500	36	Erika KEMP	SR	4:17.93	3/30/18	0.4	0.11	0.51
1500	47	Elly HENES	SO	4:18.76	4/13/18	0.075	0.00	0.08
5000m	24	Elly HENES	SO	15:49.51	3/30/18	1	0.53	1.53
5000m	32	Dominique CLAIRMONTE	FR	15:55.73	3/30/18	0.6	0.14	0.74
100H	45	Gabriele CUNNINGHAM	JR	13.27 (0.9)	4/7/18	0.125	0.00	0.13
Scored bests come from PRE-SEASON DATA								
5000m	5	Erika KEMP	SR	15:41.23	4/21/17	22	1.55	23.55
5000m	43	Rachel KOON	JR	16:01.55	4/21/17	0.175	0.00	0.17
5000m	46	Ryen FRAZIER	SO	16:02.39	3/24/17	0.1	0.00	0.10
10k	17	Erika KEMP	SR	33:13.44	4/4/15	4.5	0.60	5.10
TJ	37	Javonne ANTOINE	SR	12.98m 42-7	4/21/17	0.35	0.00	0.35
SP	32	Lauren EVANS	JR	16.16m 53-¼	5/27/17	0.6	0.00	0.60
Team Total								34.10

57



Clemson

Atlantic Coast Conference

▼ 7

Event	Scrd As	Athlete	Yr	Scored Mark	Date	Pl. Pts.	Bonus	TOTAL
Scored bests come from CURRENT season								
100	18	Torie ROBINSON	SR	11.16w (3.7)	3/28/18	4	0.55	4.55
800m	47	Kamryn MCINTOSH	FR	2:06.13	4/6/18	0.075	0.00	0.08
Steeple	30	Logan MORRIS	SO	10:11.02	3/28/18	0.7	0.09	0.79
4x100	34	Marshall, Smith, Robinson, Williams		44.96	3/23/18	0.5	0.09	0.59
4x400	13	Warner, Clarke, McIntosh, Ferguson		3:34.96	3/28/18	8	0.89	8.89
Scored bests come from PRE-SEASON DATA								
100	32	Sabria HADLEY	SR	11.28	5/16/15	0.6	0.21	0.81
100	33	Rebekah SMITH	SO	11.29	5/12/17	0.55	0.18	0.73
200m	31	Sabria HADLEY	SR	22.92w	4/22/17	0.65	0.22	0.87
400	36	Deja PARRISH	RS JR	52.80	5/13/16	0.4	0.16	0.56
1500	16	Grace BARNETT	SR	4:13.62	5/27/17	5	0.74	5.74
400H	13	Markeeta THOMAS	JR	57.36	5/12/17	8	0.86	8.86
400H	33	Lakeisha WARNER	SO	58.36	5/12/17	0.55	0.05	0.60
LJ	27	Angelica COLLINS	SR	6.34mw 20-9½	4/22/17	0.85	0.06	0.91
Team Total								33.99

58



Houston

American Athletic Conference

▼ 6

Event	Scrd As	Athlete	Yr	Scored Mark	Date	Pl. Pts.	Bonus	TOTAL
Scored bests come from CURRENT season								
4x100	42	Adams, Henderson, Sample, Bethel		45.15	3/22/18	0.2	0.00	0.20
HT	23	Taylor SCAIFE	JR	62.37m 204-7	4/13/18	1.5	0.21	1.71
Scored bests come from PRE-SEASON DATA								
LJ	10	Samiyah SAMUELS	SO	6.58mw 21-7½	5/12/17	12	1.22	13.22
LJ	17	Tonyecia BURKS	SR	6.41mw 21-½	4/8/17	4.5	0.38	4.88
TJ	10	Tonyecia BURKS	SR	13.53m 44-4½	4/13/17	12	1.10	13.10
Team Total								33.12

"Scrd As", short for "Scored As", Standing used for place points portion of performance's score combining preseason data (when applied) to current season data

Numbers in BLACK are both the performance's actual NCAA rank AND "scored as" rank Numbers in RED indicate actual NCAA rank does not exist or is worse than "scored as" rank Numbers in BLUE indicate actual NCAA rank is better than "scored as" rank

USTFCCCA Non-Member








Non-Member Schools Will NOT be ranked, beginning Week 2



D denotes multiple-event rule in affect

2018 Outdoor Track & Field, Week #3

WOMEN

61				Middle Tennessee				1	
				Conference USA					
Event	Scrd As	Athlete	Yr	Scored Mark	Date	Pl. Pts.	Bonus	TOTAL	
Scored bests come from CURRENT season									
► 4x100	42	Castor, Odia, Francis, Odiong		45.15	4/12/18	0.2	0.00		0.20
► 4x400	28	Assafuah, Odia, Odiong, Egbeniyi		3:38.46	4/12/18	0.8	0.22		1.02
Scored bests come from PRE-SEASON DATA									
► 100	33	Janet AMPONSAH	SR	11.29	5/16/15	0.55	0.18		0.73
► 200m	28	Janet AMPONSAH	SR	22.90	5/14/17	0.8	0.25		1.05
► 400	22	Abike EGBENIYI	SR	52.49	5/14/17	D	2	0.36	2.36
► 800m	4	Abike EGBENIYI	SR	2:02.34	5/27/17	24	1.87		25.87
Team Total									31.23

[illegible]

"Scrd As", short for "Scored As", Standing used for place points portion of performance's score combining preseason data (when applied) to current season data

Numbers in BLACK are both the performance's actual NCAA rank AND "scored as" rank Numbers in RED indicate actual NCAA rank does not exist or is worse than "scored as" rank Numbers in BLUE indicate actual NCAA rank is better than "scored as" rank

USTFCCCA Non-Member

Non-Member Schools Will NOT be ranked, beginning Week 2



USTFCCCA NCAA Division I National Team Computer Rankings

2018 Outdoor Track & Field, Week #3

as of 4/16/2018 8:34:16 AM

Only those who score >0.01 pts are shown
D denotes multiple-event rule in affect

WOMEN

65



Indiana

Big Ten Conference

▲ 4

Event	Scrd As	Athlete	Yr	Scored Mark		Date	Pl. Pts.	Bonus	TOTAL
Scored bests come from CURRENT season									
▶ 800m	35	Kendell WILES	SR	2:05.44		3/29/18	0.45	0.15	0.60
▶ 1500	24	Katherine RECEVEUR	JR	4:16.19		4/12/18	1	0.34	1.34
▶ 5000m	9	Katherine RECEVEUR	JR	15:43.26		3/30/18	14	1.28	15.28
▶ 5000m	28	Margaret ALLEN	JR	15:51.73		3/30/18	0.8	0.35	1.15
▶ 4x400	43	Egbula, Price, Valentin, Wiles		3:40.27		3/23/18	0.175	0.00	0.18
▶ TJ	39	Leah MORAN	SO	12.97mw	42-6% (2.2)	4/12/18	0.275	0.00	0.28
▶ SP	11	Khayla DAWSON	SO	16.94m	55-7	4/12/18	10	0.68	10.68
▶ HT	44	Nycia FORD	JR	60.74m	199-3	4/6/18	0.15	0.00	0.15
Team Total								29.64	

66



California

Pac-12 Conference

▼ 1

Event	Scrd As	Athlete	Yr	Scored Mark		Date	Pl. Pts.	Bonus	TOTAL
Scored bests come from CURRENT season									
▶ HT	8	Camryn ROGERS	FR	65.28m	214-2	4/7/18	16	1.01	17.01
▶ JAV	39	Christine GLASMANN	JR	50.00m	164-0	3/23/18	0.275	0.00	0.28
Scored bests come from PRE-SEASON DATA									
▶ 800m	36	Jordyn COLTER	JR	2:05.46		4/28/17	0.4	0.14	0.54
▶ 800m	42	Rebecca CROFT	JR	2:05.81		4/8/17	0.2	0.04	0.24
▶ PV	25	Lauren MARTINEZ	JR	4.20m	13-9%	5/27/17	0.95	0.15	1.10
▶ TJ	16	Isabella MARTEN	RS JR	13.31m	43-8	5/15/16	5	0.57	5.57
▶ TJ	28	Ashley ANDERSON	SR	13.08m	42-11	5/13/17	0.8	0.16	0.96
▶ DISC	43	Kendall MADER	JR	53.22m	174-7	4/19/17	0.175	0.00	0.17
▶ HT	32	Destiny PARKER	SR	61.69m	202-4	4/8/17	0.6	0.06	0.66
Team Total									26.53

67




Utah State

Mountain West Conference

▼ 1

Event	Scrd As	Athlete	Yr	Scored Mark		Date	Pl. Pts.	Bonus	TOTAL
Scored bests come from CURRENT season									
▶ SP	13	Brenn FLINT	JR	16.82m	55-2%	3/16/18	8	0.56	8.56
▶ SP	26	Olivia MORICONI	SR	16.37m	53-8%	4/6/18	0.9	0.10	1.00
▶ JAV	27	Mia ESTES	SR	51.38m	168-7	3/16/18	0.85	0.02	0.87
Scored bests come from PRE-SEASON DATA									
▶ Steeple	35	Cierra SIMMONS	JR	10:12.52		4/13/17	0.45	0.01	0.46
▶ 10k	9	Alyssa SNYDER	JR	32:58.31			14	0.94	14.94
Team Total								25.84	

68



Connecticut

American Athletic Conference

▼ 1

Event	Scrd As	Athlete	Yr	Scored Mark	Date	Pl. Pts.	Bonus	TOTAL	
Scored bests come from PRE-SEASON DATA									
▶ 800m	6	Susan ANENO	JR	2:02.66	5/27/17	20	1.57	21.57	
▶ SP	20	Divine OLADIPO	SO	16.64m	54-7%	4/21/17	3	0.38	3.38
▶ DISC	45	Divine OLADIPO	SO	53.13m	174-3	5/27/17	0.125	0.00	0.13
Team Total								25.07	

69



Memphis

American Athletic Conference

▲ 2

Event	Scrd As	Athlete	Yr	Scored Mark	Date	Pl. Pts.	Bonus	TOTAL	
Scored bests come from CURRENT season									
▶ 1500	37	Martina RODRIGUEZ	SR	4:17.99	3/30/18	0.35	0.10	0.45	
▶ HJ	42	Saida BURNS-MOORE	JR	1.79m	5-10½	4/13/18	0.2	0.00	0.20
Scored bests come from PRE-SEASON DATA									
▶ JAV	5	Ashley PRYKE	JR	56.93m	186-9	22	2.12	24.12	
Team Total								24.77	

"Scrd As", short for "Scored As", Standing used for place points portion of performance's score combining preseason data (when applied) to current season data

Numbers in BLACK are both the performance's actual NCAA rank AND "scored as" rank Numbers in RED indicate actual NCAA rank does not exist or is worse than "scored as" rank Numbers in BLUE indicate actual NCAA rank is better than "scored as" rank

USTFCCCA Non-Member

Non-Member Schools Will NOT be ranked, beginning Week 2



USTFCCCA NCAA Division I National Team Computer Rankings

2018 Outdoor Track & Field, Week #3

as of 4/16/2018 8:34:17 AM

Only those who score >0.01 pts are shown
D denotes multiple-event rule in affect

WOMEN

70



Samford

Southern Conference

▲ 3

Event	Scrd As	Athlete	Yr	Scored Mark	Date	Pl. Pts.	Bonus	TOTAL
Scored bests come from CURRENT season								
▶ HEPT	48	Selena POPP	JR	5,283	4/13/18	0.05	0.00	0.05
Scored bests come from PRE-SEASON DATA								
▶ 1500	5	Karisa NELSON	SR	4:10.91	5/5/17	22	1.78	23.78
▶ Steeple	33	Emma GARNER	SR	10:11.76	5/11/17	0.55	0.05	0.60
Team Total								24.44

71



Texas State

Sun Belt Conference

▼ 3

Event	Scrd As	Athlete	Yr	Scored Mark	Date	Pl. Pts.	Bonus	TOTAL
Scored bests come from PRE-SEASON DATA								
▶ 100	33	Tramesha HARDY	JR	11.29w	5/27/17	0.55	0.18	0.73
▶ 200m	31	Tramesha HARDY	JR	22.92w	5/27/17	0.65	0.22	0.87
▶ HJ	6	Chelsie DECOUD	SR	1.85m 6-¾	3/30/17	20	1.13	21.13
▶ HJ	36	Courtney JOHNSON	SR	1.80m 5-10½	4/28/17	0.4	0.00	0.40
▶ TJ	27	Myiana HEARN	SR	13.09mw 42-11½	5/27/17	0.85	0.18	1.03
Team Total								24.16

72



Cincinnati

American Athletic Conference

unch

Event	Scrd As	Athlete	Yr	Scored Mark	Date	Pl. Pts.	Bonus	TOTAL
Scored bests come from CURRENT season								
▶ PV	25	Brooke CATHERINE	JR	4.20m 13-9½	4/12/18	0.95	0.15	1.10
Scored bests come from PRE-SEASON DATA								
▶ HJ	17	Loretta BLAUT	SR	1.83m 6-0	5/6/17	4.5	0.48	4.98
▶ LJ	30	Kellsa MBAH	SR	6.32m 20-9	5/12/17	0.7	0.00	0.70
▶ SP	14	Annette ECHIKUNWOKE	SR	16.79m 55-1	4/15/17	7	0.53	7.53
▶ SP	48	Ashley WILLIAMS	SR	15.78m 51-9½	4/27/17	0.05	0.00	0.05
▶ HT	13	Annette ECHIKUNWOKE	SR	63.91m 209-8	4/15/17	8	0.56	8.56
Team Total								22.92

73



Bucknell

Patriot League

▲ 4

Event	Scrd As	Athlete	Yr	Scored Mark	Date	Pl. Pts.	Bonus	TOTAL
Scored bests come from CURRENT season								
▶ 1500	26	Christine BENDZINSKI	SR	4:16.54	4/14/18	0.9	0.29	1.19
▶ JAV	6	Maura FIAMONCINI	FR	56.21m 184-5	3/31/18	20	1.69	21.69
Team Total								22.88

74



Fresno State

Mountain West Conference

unch

Event	Scrd As	Athlete	Yr	Scored Mark	Date	Pl. Pts.	Bonus	TOTAL
Scored bests come from CURRENT season								
▶ JAV	18	Vanja SPAIC	JR	52.93m 173-8	3/16/18	4	0.50	4.50
Scored bests come from PRE-SEASON DATA								
▶ DISC	8	Kayla HOPKINS	SR	59.38m 194-9	5/27/17	16	1.60	17.60
▶ HEPT	38	Jestena MATTSON	JR	5,333	5/10/17	0.3	0.00	0.30
Team Total								22.40

75



Prairie View A&M

Southwestern Athletic Conference

unch

Event	Scrd As	Athlete	Yr	Scored Mark	Date	Pl. Pts.	Bonus	TOTAL
Scored bests come from CURRENT season								
▶ 400H	6	Deonca BOOKMAN	SR	56.78	3/28/18	20	1.57	21.57
▶ HJ	36	Nekiesha BAILEY	JR	1.80m 5-10½	3/15/18	0.4	0.00	0.40
Team Total								21.97

76



Kennesaw State

Atlantic Sun Conference

unch

Event	Scrd As	Athlete	Yr	Scored Mark	Date	Pl. Pts.	Bonus	TOTAL
Scored bests come from CURRENT season								
▶ 100H	33	Jocelyn POWELL	SR	13.15w (3.6)	4/6/18	0.55	0.18	0.73
▶ 400H	11	Jocelyn POWELL	SR	57.28	3/28/18	10	0.96	10.96
▶ LJ	25	De'Von JOHNSON	SR	6.35m 20-10 (-0.9)	4/6/18	0.95	0.11	1.06
▶ HEPT	25	Aliyah WHISBY	FR	5,480	4/6/18	0.95	0.18	1.13
Scored bests come from PRE-SEASON DATA								
▶ HEPT	14	Jordan GRAY	JR	5,641	5/12/17	7	0.73	7.73
Team Total								21.60

"Scrd As", short for "Scored As", Standing used for place points portion of performance's score combining preseason data (when applied) to current season data

Numbers in BLACK are both the performance's actual NCAA rank AND "scored as" rank Numbers in RED indicate actual NCAA rank does not exist or is worse than "scored as" rank Numbers in BLUE indicate actual NCAA rank is better than "scored as" rank

USTFCCCA Non-Member

Non-Member Schools Will NOT be ranked, beginning Week 2



USTFCCCA NCAA Division I National Team Computer Rankings

as of 4/16/2018 8:34:17 AM

2018 Outdoor Track & Field, Week #3

Only those who score >0.01 pts are shown
D denotes multiple-event rule in affect

WOMEN

77



Ohio State

Big Ten Conference

▼ 7

Event	Scrd As	Athlete	Yr	Scored Mark	Date	Pl. Pts.	Bonus	TOTAL
Scored bests come from CURRENT season								
▶ 100	46	Anavia BATTLE	FR	11.33w (3.5)	3/23/18	0.1	0.07	0.17
▶ 4x100	27	Barrie, Battle, Richardson, Ray		44.73	4/7/18	0.85	0.26	1.11
▶ 4x400	17	Richardson, Winters, Barrie, Clody		3:36.72	4/7/18	4.5	0.47	4.97
Scored bests come from PRE-SEASON DATA								
▶ 400	14	Maggie BARRIE	SR	52.27	5/27/17	7	0.62	7.62
▶ 800m	28	Julia RIZK	JR	2:05.12	4/29/17	0.8	0.24	1.04
▶ 100H	24	Chantel RAY	SR	13.09w	5/12/17	1	0.33	1.33
▶ SP	17	Sade OLATOYE	JR	16.69m 54-9½	5/12/17	4.5	0.43	4.93
▶ HT	37	Sade OLATOYE	JR	61.47m 201-8	4/21/17	0.35	0.01	0.36
Team Total								21.53

80



North Carolina A&T

Mid-Eastern Athletic Conference

▲ 2

Event	Scrd As	Athlete	Yr	Scored Mark	Date	Pl. Pts.	Bonus	TOTAL
Scored bests come from CURRENT season								
▶ 100	20	Kayla WHITE	JR	11.21 (0.8)	4/13/18	3	0.41	3.41
▶ 100H	12	Kayla WHITE	JR	12.92 (1.7)	4/13/18	9	0.92	9.92
▶ 100H	38	Madeleine AKOBUNDU	SO	13.19 (1.7)	4/13/18	0.3	0.08	0.38
▶ 4x100	25	Ray, Brown, Beasley, White		44.65	3/29/18	0.95	0.32	1.27
▶ 4x400	19	Ray, Williams, Russell, Lundy		3:36.91	3/29/18	3.5	0.44	3.94
Scored bests come from PRE-SEASON DATA								
▶ 100	48	India BROWN	SR	11.34	4/14/17	0.05	0.04	0.09
▶ 200m	31	India BROWN	SR	22.92	5/27/17	0.65	0.22	0.87
▶ LJ	35	Madeleine AKOBUNDU	SO	6.31m 20-8½	4/28/17	0.45	0.00	0.45
Team Total								20.33

78



Florida International

Conference USA

▲ 37

Event	Scrd As	Athlete	Yr	Scored Mark	Date	Pl. Pts.	Bonus	TOTAL
Scored bests come from CURRENT season								
▶ HJ	6	Clarissa CUTLIFF	JR	1.85m 6-½	4/14/18	20	1.13	21.13
▶ HT	42	Terrisa RUSSELL	JR	60.85m 199-7	4/14/18	0.2	0.00	0.20
Scored bests come from PRE-SEASON DATA								
▶ DISC	47	Gabrielle RAINS	SO	53.10m 174-2	3/17/17	0.075	0.00	0.08
Team Total								21.40

81



Utah

Pac-12 Conference

▼ 1

Event	Scrd As	Athlete	Yr	Scored Mark	Date	Pl. Pts.	Bonus	TOTAL
Scored bests come from CURRENT season								
▶ Steeple	7	Grayson MURPHY	SR	9:51.36	3/30/18	18	1.50	19.50
Scored bests come from PRE-SEASON DATA								
▶ 5000m	38	Grayson MURPHY	SR	15:58.29	3/31/17	0.3	0.03	0.33
Team Total								19.83

79



Portland

West Coast Conference

▼ 1

Event	Scrd As	Athlete	Yr	Scored Mark	Date	Pl. Pts.	Bonus	TOTAL
Scored bests come from CURRENT season								
▶ 5000m	23	Taryn RAWLINGS	JR	15:49.38	3/30/18	1.5	0.54	2.04
Scored bests come from PRE-SEASON DATA								
▶ 1500	25	Taryn RAWLINGS	JR	4:16.42	5/12/17	0.95	0.31	1.26
▶ 10k	8	Lauren LAROCCO	RS JR	32:47.30	6/11/16	16	1.25	17.25
Team Total								20.55

82



Washington State

Pac-12 Conference

▼ 1

Event	Scrd As	Athlete	Yr	Scored Mark	Date	Pl. Pts.	Bonus	TOTAL
Scored bests come from CURRENT season								
▶ 10k	44	Vallery KORIR	SR	33:52.28	3/30/18	0.15	0.06	0.21
▶ 400H	24	Alissa BROOKS-JOHNSON	SR	57.86	3/31/18	1	0.34	1.34
Scored bests come from PRE-SEASON DATA								
▶ JAV	21	Atina KAMASI	SO	52.32m 171-8	4/29/17	2.5	0.31	2.81
▶ HEPT	9	Alissa BROOKS-JOHNSON	RS SR	5,803	5/17/15	14	1.42	15.42
Team Total								19.79

"Scrd As", short for "Scored As", Standing used for place points portion of performance's score combining preseason data (when applied) to current season data

Numbers in BLACK are both the performance's actual NCAA rank AND "scored as" rank Numbers in RED indicate actual NCAA rank does not exist or is worse than "scored as" rank Numbers in BLUE indicate actual NCAA rank is better than "scored as" rank

USTFCCCA Non-Member

Non-Member Schools Will NOT be ranked, beginning Week 2



USTFCCCA NCAA Division I National Team Computer Rankings

2018 Outdoor Track & Field, Week #3

as of 4/16/2018 8:34:17 AM

Only those who score >0.01 pts are shown
D denotes multiple-event rule in affect

WOMEN

83

BYU
Independent (DI)

▼ 4

Event	Scrd As	Athlete	Yr	Scored Mark	Date	Pl. Pts.	Bonus	TOTAL
Scored bests come from CURRENT season								
Steeple	37	Maddie CANNON	JR	10:12.76	3/30/18	0.35	0.00	0.35
400H	12	Brenna PORTER	JR	57.33	3/28/18	9	0.90	9.90
4x400	31	Quackenbush, Pinnock, Rawlinson, Porter		3:38.88	3/28/18	0.65	0.16	0.81
PV	43	Sierra HANSEN	SR	4.16m 13-7½	4/6/18	0.175	0.00	0.17
Scored bests come from PRE-SEASON DATA								
1500	32	Whitni ORTON	SO	4:17.50	3/31/17	0.6	0.17	0.77
Steeple	21	Courtney WAYMENT	SO	10:04.43	3/31/17	2.5	0.42	2.92
HJ	20	Andrea STAPLETON	JR	1.82m 5-11½	5/12/17	3	0.31	3.31
HJ	36	Lindsay YETTER	SO	1.80m 5-10½	3/31/17	0.4	0.00	0.40
Team Total								18.63

84

Colorado State
Mountain West Conference

▲ 23

Event	Scrd As	Athlete	Yr	Scored Mark	Date	Pl. Pts.	Bonus	TOTAL
Scored bests come from CURRENT season								
HJ	11	Autumn GARDNER	SR	1.84m 6-½	4/14/18	10	0.79	10.79
Scored bests come from PRE-SEASON DATA								
HT	19	Linnea JONSSON	JR	63.17m 207-3	5/10/17	3.5	0.39	3.89
HT	21	Kelcey BEDARD	JR	62.98m 206-7	5/5/17	2.5	0.35	2.85
Team Total								17.54

85

Tennessee Tech
Ohio Valley Conference

▼ 1

Event	Scrd As	Athlete	Yr	Scored Mark	Date	Pl. Pts.	Bonus	TOTAL
Scored bests come from CURRENT season								
4x400	26	Robinson, Jackson, Roberts, Tate		3:38.03	3/29/18	0.9	0.28	1.18
Scored bests come from PRE-SEASON DATA								
400	9	NaAsha ROBINSON	JR	52.00	5/27/17	14	0.95	14.95
400	26	D'Airen JACKSON	JR	52.64	3/26/16	0.9	0.26	1.16
Team Total								17.28

86

South Dakota
The Summit League

▼ 1

Event	Scrd As	Athlete	Yr	Scored Mark	Date	Pl. Pts.	Bonus	TOTAL
Scored bests come from PRE-SEASON DATA								
PV	8	Helen FALDA	SO	4.38m 14-4½	4/14/17	16	1.20	17.20
Team Total								17.20

87

Indiana State
Missouri Valley Conference

▼ 1

Event	Scrd As	Athlete	Yr	Scored Mark	Date	Pl. Pts.	Bonus	TOTAL
Scored bests come from CURRENT season								
Steeple	11	Taylor AUSTIN	SR	9:54.01	3/30/18	10	1.16	11.16
DISC	34	Erin REESE	JR	53.98m 177-1	3/31/18	0.5	0.00	0.50
Scored bests come from PRE-SEASON DATA								
1500	43	S. Brooke MOORE	JR	4:18.64	5/27/17	0.175	0.02	0.19
HT	17	Erin REESE	JR	63.43m 208-1	4/22/17	4.5	0.45	4.95
Team Total								16.81

88

North Carolina
Atlantic Coast Conference

▲ 7

Event	Scrd As	Athlete	Yr	Scored Mark	Date	Pl. Pts.	Bonus	TOTAL
Scored bests come from CURRENT season								
400	48	Cierra DUNSTON	SR	52.99	4/14/18	0.05	0.05	0.10
10k	46	Caroline ALCORTA	JR	33:54.23	3/30/18	0.1	0.04	0.14
4x100	15	Duncan, Sherman, Keefer, Dunston		44.29	4/14/18	6	0.58	6.58
4x400	40	Sherman, Dunston, Christian, McNeill		3:40.10	4/6/18	0.25	0.00	0.25
LJ	30	Anna KEEFER	FR	6.32mw 20-9 (2.5)	4/6/18	0.7	0.00	0.70
HT	29	Jillian SHIPPEE	FR	61.83m 202-10	4/6/18	0.75	0.09	0.84
Scored bests come from PRE-SEASON DATA								
1500	42	Caroline ALCORTA	RS JR	4:18.57	5/13/16	0.2	0.03	0.23
HJ	20	Nicole GREENE	JR	1.82m 5-11½	5/12/17	3	0.31	3.31
PV	20	Anna EATON	JR	4.23m 13-10½	4/29/17	3	0.29	3.29
HEPT	36	Tory KEMP	RS SR	5,366	5/10/14	0.4	0.00	0.40
Team Total								15.84

"Scrd As", short for "Scored As", Standing used for place points portion of performance's score combining preseason data (when applied) to current season data

Numbers in BLACK are both the performance's actual NCAA rank AND "scored as" rank Numbers in RED indicate actual NCAA rank does not exist or is worse than "scored as" rank Numbers in BLUE indicate actual NCAA rank is better than "scored as" rank

USTFCCCA Non-Member

Non-Member Schools Will NOT be ranked, beginning Week 2



USTFCCCA NCAA Division I National Team Computer Rankings

as of 4/16/2018 8:34:17 AM

2018 Outdoor Track & Field, Week #3

Only those who score >0.01 pts are shown
D denotes multiple-event rule in affect

WOMEN

89



North Dakota

Big Sky Conference

▼ 2

Event	Scrd As	Athlete	Yr	Scored Mark		Date	Pl. Pts.	Bonus	TOTAL
Scored bests come from PRE-SEASON DATA									
▶ DISC	33	Molli DETLOFF	SR	54.33m	178-3	3/17/17	0.55	0.00	0.55
▶ HT	9	Molli DETLOFF	SR	64.98m	213-2	5/27/17	14	0.88	14.88
Team Total									15.43

90



Northwestern State

Southland Conference

▼ 2

Event	Scrd As	Athlete	Yr	Scored Mark		Date	Pl. Pts.	Bonus	TOTAL
Scored bests come from CURRENT season									
▶ 100H	28	Daeshon GORDON	SR	13.12w	(3.2)	3/28/18	0.8	0.26	1.06
▶ 4x100	46	Gordon, Jones, Moore, Jackson		45.18		3/16/18	0.1	0.00	0.10
▶ 4x400	41	Jones, Jackson, Lageroy, Moore		3:40.20		3/28/18	0.225	0.00	0.23
Scored bests come from PRE-SEASON DATA									
▶ 400H	10	Daeshon GORDON	SR	57.24		6/13/15	12	1.01	13.01
Team Total									14.39

91



Providence

BIG EAST Conference

▼ 2

Event	Scrd As	Athlete	Yr	Scored Mark	Date	Pl. Pts.	Bonus	TOTAL
Scored bests come from CURRENT season								
► 5000m	33	Catarina ROCHA	SR	15:55.86	3/30/18	0.55	0.14	0.69
► 5000m	35	Abbey WHEELER	SO	15:57.18	3/30/18	0.45	0.08	0.53
Scored bests come from PRE-SEASON DATA								
► 1500	12	Millie PALADINO	SR	4:12.54	5/27/17	9	1.13	10.13
► 10k	23	Sarah COLLINS	RS SR	33:36.36	5/11/14	1.5	0.28	1.78
► 10k	30	Catarina ROCHA	RS JR	33:40.30	4/1/16	0.7	0.23	0.93
Team Total								14.05

92



SMU

American Athletic Conference

▼ 9

Event	Scrd As	Athlete	Yr	Scored Mark		Date	Pl. Pts.	Bonus	TOTAL
Scored bests come from CURRENT season									
▶ 100	25	Latessa JOHNSON	JR	11.25w	(3.7)	3/28/18	0.95	0.29	1.24
▶ 10k	32	Hannah MILLER	SO	33:43.35		3/30/18	0.6	0.19	0.79
▶ SP	16	Tochi NLEMCHI	FR	16.71m	54-10	3/28/18	5	0.45	5.45
Scored bests come from PRE-SEASON DATA									
▶ 100	48	Chelsea FRANCIS	SO	11.34		5/12/17	0.05	0.04	0.09
▶ 200m	15	Latessa JOHNSON	JR	22.75w		4/2/16	6	0.48	6.48
Team Total								14.05	

93



Southern Miss

Conference USA

▼ 2

Event	Scrd As	Athlete	Yr	Scored Mark		Date	Pl. Pts.	Bonus	TOTAL
Scored bests come from CURRENT season									
▶ SP	36	Alexis CHILES	SR	16.00m	52-6	3/30/18	0.4	0.00	0.40
▶ JAV	11	Callie JONES	FR	54.85m	179-11	3/23/18	10	1.09	11.09
Scored bests come from PRE-SEASON DATA									
▶ SP	38	Brashe WOOD	SR	15.99m	52-5½	5/11/17	0.3	0.00	0.30
▶ HT	24	Nadia MAFFO	SO	62.04m	203-6	4/28/17	1	0.14	1.14
Team Total									12.93

94



Brown

Ivy League

▲ 6

Event	Scrd As	Athlete	Yr	Scored Mark	Date	Pl. Pts.	Bonus	TOTAL
Scored bests come from CURRENT season								
▶ 10k	37	Megan RATCLIFFE	SR	33:49.57	3/30/18	0.35	0.10	0.45
▶ 10k	48	Carleen JEFFERS	JR	33:54.92	3/30/18	0.05	0.03	0.08
▶ HEPT	22	Carly PAUL	JR	5,509	4/13/18	2	0.28	2.28
Scored bests come from PRE-SEASON DATA								
▶ Steeple	19	Natalie SCHUDROWITZ	RS SR	10:02.63	5/29/15	3.5	0.52	4.02
▶ Steeple	40	Lucy VAN KLEUNEN	RS SR	10:13.20	5/29/15	0.25	0.00	0.25
▶ DISC	18	Josie NATRASEVSCHI	SR	56.00m	183-8	4	0.42	4.42
Team Total								11.49

"Scrd As", short for "Scored As", Standing used for place points portion of performance's score combining preseason data (when applied) to current season data

Numbers in BLACK are both the performance's actual NCAA rank AND "scored as" rank Numbers in RED indicate actual NCAA rank does not exist or is worse than "scored as" rank Numbers in BLUE indicate actual NCAA rank is better than "scored as" rank

USTFCCCA Non-Member

Non-Member Schools Will NOT be ranked, beginning Week 2



2018 Outdoor Track & Field, Week #3

Only those who score >0.01 pts are shown
D denotes multiple-event rule in affect

WOMEN

95



Virginia

Atlantic Coast Conference

▼ 1

Event	Scrd As	Athlete	Yr	Scored Mark	Date	Pl. Pts.	Bonus	TOTAL
Scored bests come from CURRENT season								
PV	14	Bridget GUY	JR	4.30m	14-1½	3/16/18	7 0.62	7.62
Scored bests come from PRE-SEASON DATA								
TJ	20	Kelly MCKEE	JR	13.17m	43-2½	5/12/17	3 0.32	3.32
HEPT	41	Holly SULLIVAN	SR	5,317		5/12/17	0.225 0.00	0.22
Team Total								11.17

96



Oklahoma State

Big 12 Conference

▼ 6

Event	Scrd As	Athlete	Yr	Scored Mark	Date	Pl. Pts.	Bonus	TOTAL
Scored bests come from CURRENT season								
4x400	45	Dixon, Wesley, Coleman, Coleman		3:40.44		3/31/18	0.125 0.00	0.13
Scored bests come from PRE-SEASON DATA								
800m	11	Kaylee DODD	SR	2:03.38		6/10/17	10 0.93	10.93
Team Total								11.05

97



Eastern Illinois

Ohio Valley Conference

▼ 5

Event	Scrd As	Athlete	Yr	Scored Mark	Date	Pl. Pts.	Bonus	TOTAL
Scored bests come from PRE-SEASON DATA								
HJ	11	Haleigh KNAPP	SR	1.84m	6-½	5/14/16	10 0.79	10.79
Team Total								10.79

97



Morgan State

Mid-Eastern Athletic Conference

▼ 5

Event	Scrd As	Athlete	Yr	Scored Mark	Date	Pl. Pts.	Bonus	TOTAL
Scored bests come from PRE-SEASON DATA								
HJ	11	Jailah MASON	SR	1.84m	6-½	4/25/15	10 0.79	10.79
Team Total								10.79

99



UTEP

Conference USA

▼ 3

Event	Scrd As	Athlete	Yr	Scored Mark	Date	Pl. Pts.	Bonus	TOTAL
Scored bests come from PRE-SEASON DATA								
800m	24	Lilian KOECH	JR	2:04.68		4/28/17	1 0.37	1.37
10k	41	Winny KOECH	JR	33:51.31		4/13/17	0.225 0.08	0.30
HEPT	13	Lucia MOKRASOVA	SR	5,671		3/29/17	8 0.83	8.83
Team Total								10.51

100



William and Mary

Colonial Athletic Association

▼ 1

Event	Scrd As	Athlete	Yr	Scored Mark	Date	Pl. Pts.	Bonus	TOTAL
Scored bests come from PRE-SEASON DATA								
10k	13	Regan ROME	SR	33:06.03			8 0.72	8.72
HT	26	Leia MISTOWSKI	SR	62.03m	203-6	5/5/17	0.9 0.14	1.04
Team Total								9.76

101



Louisville

Atlantic Coast Conference

▼ 3

Event	Scrd As	Athlete	Yr	Scored Mark	Date	Pl. Pts.	Bonus	TOTAL
Scored bests come from CURRENT season								
10k	20	Dorcas WASIKE	FR	33:30.33		3/30/18	3 0.36	3.36
DISC	37	Makenli FORREST	FR	53.75m	176-4	3/31/18	0.35 0.00	0.35
HT	31	Carsen CASSELL	JR	61.73m	202-6	3/31/18	0.65 0.07	0.72
HT	47	Makenli FORREST	FR	60.53m	198-7	3/31/18	0.075 0.00	0.08
Scored bests come from PRE-SEASON DATA								
PV	48	Morgan ZACHARIAS	JR	4.13m	13-6½	4/28/17	0.05 0.00	0.05
LJ	30	Alexis GIBBONS	SO	6.32mw	20-9	4/14/17	0.7 0.00	0.70
HEPT	18	Holly HANKENSON	JR	5,556		3/29/17	4 0.44	4.44
Team Total								9.70

"Scrd As", short for "Scored As", Standing used for place points portion of performance's score combining preseason data (when applied) to current season data

Numbers in BLACK are both the performance's actual NCAA rank AND "scored as" rank Numbers in RED indicate actual NCAA rank does not exist or is worse than "scored as" rank Numbers in BLUE indicate actual NCAA rank is better than "scored as" rank

USTFCCCA Non-Member

Non-Member Schools Will NOT be ranked, beginning Week 2



2018 Outdoor Track & Field, Week #3

Only those who score >0.01 pts are shown
D denotes multiple-event rule in affect

WOMEN

102



West Virginia

Big 12 Conference

▼ 5

Event	Scrd As	Athlete	Yr	Scored Mark	Date	Pl. Pts.	Bonus	TOTAL	
Scored bests come from CURRENT season									
▶ 10k	42	Maggie DRAZBA	SR	33:51.71	3/30/18	0.2	0.07	0.27	
Scored bests come from PRE-SEASON DATA									
▶ Steeple	17	Amy CASHIN	SR	10:01.19	5/27/17	4.5	0.59	5.09	
▶ PV	48	Maddie GARDNER	JR	4.13m	13-6½	4/21/17	0.05	0.00	0.05
▶ LJ	41	Danique BRYAN	JR	6.28m	20-7½	4/14/17	0.225	0.00	0.22
▶ TJ	21	Shamoya MCNEIL	SR	13.16mw	43-2½	5/12/17	2.5	0.30	2.80
▶ TJ	36	Danique BRYAN	JR	12.99m	42-7½	4/21/17	0.4	0.00	0.40
Team Total								8.84	

103



Delaware

Colonial Athletic Association

unch

Event	Scrd As	Athlete	Yr	Scored Mark	Date	Pl. Pts.	Bonus	TOTAL
Scored bests come from PRE-SEASON DATA								
► DISC	13	Sarah HILLMAN	JR	56.75m	186-2	5/5/17	8 0.65	8.65
Team Total								8.65

104



New Mexico State

Western Athletic Conference

▼ 2

Event	Scrd As	Athlete	Yr	Scored Mark		Date	Pl. Pts.	Bonus	TOTAL
Scored bests come from CURRENT season									
▶ 200m	51	Katara NELSON	SR	23.04	(1.4)	3/29/18		0.05	0.05
▶ 400	18	Katara NELSON	SR	52.40		3/16/18	4	0.47	4.47
Scored bests come from PRE-SEASON DATA									
▶ JAV	19	Kayli FARMER	SR	52.70m	172-11		3.5	0.43	3.93
Team Total									8.44

105



Charlotte

Conference USA

▼ 1

Event	Scrd As	Athlete	Yr	Scored Mark	Date	Pl. Pts.	Bonus	TOTAL
Scored bests come from PRE-SEASON DATA								
▶ 5000m	34	Caroline SANG	SR	15:56.34	6/10/17	0.5	0.12	0.62
▶ 10k	14	Caroline SANG	SR	33:09.67		7	0.65	7.65
Team Total								8.27

106



Columbia

Ivy League

▼ 1

Event	Scrd As	Athlete	Yr	Scored Mark	Date	Pl. Pts.	Bonus	TOTAL
Scored bests come from CURRENT season								
▶ 10k	45	Abigail MCLAUGHLIN	SO	33:53.19	3/30/18	0.125	0.05	0.18
Scored bests come from PRE-SEASON DATA								
▶ 400	21	Akua OBENG-AKROFI	SR	52.47	5/27/17	2.5	0.39	2.89
▶ Steeple	18	Nell CROSBY	JR	10:02.02	5/27/17	4	0.55	4.55
Team Total								7.61

107



Pittsburgh

Atlantic Coast Conference

▼ 1

Event	Scrd As	Athlete	Yr	Scored Mark	Date	Pl. Pts.	Bonus	TOTAL	
Scored bests come from CURRENT season									
▶ 4x400	16	Harvey, Newkirk, Ismail, Garland		3:36.56	3/28/18	5	0.49	5.49	
Scored bests come from PRE-SEASON DATA									
▶ 10k	38	Gillian SCHRIEVER	JR	33:50.03		0.3	0.10	0.40	
▶ HT	33	Andin FOSAM	SR	61.67m	202-4	3/25/17	0.55	0.06	0.61
Team Total								6.49	

108



TCU

Big 12 Conference

▼ 7

Event	Scrd As	Athlete	Yr	Scored Mark	Date	Pl. Pts.	Bonus	TOTAL
Scored bests come from CURRENT season								
► 4x400	35	Crawford, Brooks, Aitken, Heard		3:39.81	4/5/18	0.45	0.02	0.47
Scored bests come from PRE-SEASON DATA								
► 100	36	Sabrina MOORE	SR	11.30w	5/27/17	0.4	0.15	0.55
► 5000m	29	Brenley GOERTZEN	JR	15:51.78	3/31/17	0.75	0.34	1.09
► 100H	20	Brittney TROUGHT	JR	13.04w	5/27/17	3	0.46	3.46
► 400H	49	Lexi AITKEN	JR	58.86	3/29/17	0.025	0.00	0.03
► LJ	38	Briona OLIVER	SR	6.29m	20-7½ 4/15/17	0.3	0.00	0.30
► HT	43	Paola MIRANDA	SR	60.81m	199-6 5/27/16	0.175	0.00	0.17
Team Total								6.08

"Scrd As", short for "Scored As", Standing used for place points portion of performance's score combining preseason data (when applied) to current season data

Numbers in BLACK are both the performance's actual NCAA rank AND "scored as" rank Numbers in RED indicate actual NCAA rank does not exist or is worse than "scored as" rank Numbers in BLUE indicate actual NCAA rank is better than "scored as" rank

USTFCCCA Non-Member

Non-Member Schools Will NOT be ranked, beginning Week 2



2018 Outdoor Track & Field, Week #3

Only those who score >0.01 pts are shown
D denotes multiple-event rule in affect

WOMEN

109



South Dakota State

▲ 2

The Summit League

Event	Scrd As	Athlete	Yr	Scored Mark	Date	Pl. Pts.	Bonus	TOTAL
-------	---------	---------	----	-------------	------	----------	-------	-------

Scored bests come from CURRENT season

▶ Steeple	16	Rachel KING	JR	10:01.14	3/30/18	5	0.59	5.59
-----------	----	-------------	----	----------	---------	---	------	------

Scored bests come from PRE-SEASON DATA

▶ DISC	48	Kasie VOLLMER	JR	53.02m	173-11	5/27/17	0.05	0.00	0.05
▶ HEPT	45	Vanessa LANE	SR	5,300		5/11/17	0.125	0.00	0.13

Team Total 5.77

110



Montana

▲ 2

Big Sky Conference

Event	Scrd As	Athlete	Yr	Scored Mark	Date	Pl. Pts.	Bonus	TOTAL
-------	---------	---------	----	-------------	------	----------	-------	-------

Scored bests come from PRE-SEASON DATA

▶ HT	22	Hana FEILZER	SR	62.86m	206-3	5/10/17	2	0.32	2.32
▶ HEPT	20	Erika MCLEOD	SR	5,541		5/14/16	3	0.39	3.39

Team Total 5.71

111



Northern Illinois

▼ 3

Mid-American Conference

Event	Scrd As	Athlete	Yr	Scored Mark	Date	Pl. Pts.	Bonus	TOTAL
-------	---------	---------	----	-------------	------	----------	-------	-------

Scored bests come from CURRENT season

▶ TJ	37	Jehvania WHYTE	JR	12.98mw	42-7 (2.2)	4/14/18	0.35	0.00	0.35
------	----	----------------	----	---------	------------	---------	------	------	------

Scored bests come from PRE-SEASON DATA

▶ HJ	17	Chennel PALMER	SR	1.83m	6-0	4/26/17	4.5	0.48	4.98
------	----	----------------	----	-------	-----	---------	-----	------	------

Team Total 5.33

112



Maryland

▼ 3

Big Ten Conference

Event	Scrd As	Athlete	Yr	Scored Mark	Date	Pl. Pts.	Bonus	TOTAL
-------	---------	---------	----	-------------	------	----------	-------	-------

Scored bests come from CURRENT season

▶ 4x400	47	Santiago, Merriweather, Jones, Merriweather		3:40.49	3/22/18	0.075	0.00	0.08
---------	----	---	--	---------	---------	-------	------	------

Scored bests come from PRE-SEASON DATA

▶ 1500	49	Alexandra LUCKI	SR	4:18.87		3/30/17	0.025	0.00	0.03
▶ HJ	20	Peyton WADE	SR	1.82m	5-11½	4/21/17	3	0.31	3.31
▶ DISC	25	Claudia ABABIO	SR	55.08m	180-8	4/8/17	0.95	0.15	1.10
▶ HEPT	39	Peyton WADE	SR	5,324		5/15/16	0.275	0.00	0.28
▶ HEPT	43	Dallyssa HUGGINS	SO	5,307		5/12/17	0.175	0.00	0.17

Team Total 4.96

113



Kent State

▼ 3

Mid-American Conference

Event	Scrd As	Athlete	Yr	Scored Mark	Date	Pl. Pts.	Bonus	TOTAL
-------	---------	---------	----	-------------	------	----------	-------	-------

Scored bests come from CURRENT season

▶ HT	27	Gabrielle FIGUEROA	SR	62.00m	203-5	4/6/18	0.85	0.13	0.98
------	----	--------------------	----	--------	-------	--------	------	------	------

Scored bests come from PRE-SEASON DATA

Sorted bests come from THE PERSON DATA:									
▶ 800m	29	Rachel BANKS	SO	2:05.14		5/12/17	0.75	0.24	0.99
▶ PV	21	Samantha TOLLERUD	SR	4.22m	13-10	5/7/16	2.5	0.25	2.75

Team Total 4.71

114



Bethune-Cookman

▲ 20

Mid-Eastern Athletic Conference

Event	Scrd As	Athlete	Yr	Scored Mark	Date	Pl. Pts.	Bonus	TOTAL
-------	---------	---------	----	-------------	------	----------	-------	-------

Scored bests come from CURRENT season

▶ 4x100	29	McCreath-Tardie, Brinson, Nichols, Morrison		44.79	3/16/18	0.75	0.22	0.97
---------	----	---	--	-------	---------	------	------	------

▶ HJ	20	Quamecha MORRISON	JR	1.82m	5-11½	4/14/18	3	0.31	3.31
▶ LJ	36	Monae' NICHOLS	FR	6.30mw	20-8 (2.4)	4/13/18	0.4	0.00	0.40

Team Total 4.67

"Scrd As", short for "Scored As", Standing used for place points portion of performance's score combining preseason data (when applied) to current season data

Numbers in BLACK are both the performance's actual NCAA rank AND "scored as" rank Numbers in RED indicate actual NCAA rank does not exist or is worse than "scored as" rank Numbers in BLUE indicate actual NCAA rank is better than "scored as" rank

USTFCCCA Non-Member

Non-Member Schools Will NOT be ranked, beginning Week 2



2018 Outdoor Track & Field, Week #3

Only those who score >0.01 pts are shown
D denotes multiple-event rule in affect

WOMEN

115



Western Illinois

The Summit League

▼ 2

Event	Scrd As	Athlete	Yr	Scored Mark	Date	Pl. Pts.	Bonus	TOTAL
-------	---------	---------	----	-------------	------	----------	-------	-------

Scored bests come from PRE-SEASON DATA

▶ TJ	18	Jasmine BROWN	SR	13.20m	43-3%	5/30/15	4	0.37	4.37
------	----	---------------	----	--------	-------	---------	---	------	------

Team Total 4.37

116



Jacksonville

Atlantic Sun Conference

▼ 2

Event	Scrd As	Athlete	Yr	Scored Mark	Date	Pl. Pts.	Bonus	TOTAL
-------	---------	---------	----	-------------	------	----------	-------	-------

Scored bests come from CURRENT season

▶ 800m	23	Michelle HOWELL	SR	2:04.61		3/29/18	1.5	0.39	1.89
--------	----	-----------------	----	---------	--	---------	-----	------	------

▶ 4x100	40	Guerra, Baldwin, Smiling, Toombs		45.11		3/23/18	0.25	0.00	0.25
---------	----	----------------------------------	--	-------	--	---------	------	------	------

▶ 4x400	33	Williams, Smiling, Howell, Toombs		3:39.07		3/29/18	0.55	0.13	0.68
---------	----	-----------------------------------	--	---------	--	---------	------	------	------

Scored bests come from PRE-SEASON DATA

▶ 200m	44	Jacquelyn BALDWIN	JR	22.98		5/27/17	0.15	0.13	0.28
--------	----	-------------------	----	-------	--	---------	------	------	------

▶ LJ	25	Stormm PHILLIPS	RS SR	6.35mw	20-10	4/22/16	0.95	0.11	1.06
------	----	-----------------	-------	--------	-------	---------	------	------	------

Team Total 4.17

117



Louisiana

Sun Belt Conference

unch

Event	Scrd As	Athlete	Yr	Scored Mark	Date	Pl. Pts.	Bonus	TOTAL
-------	---------	---------	----	-------------	------	----------	-------	-------

Scored bests come from PRE-SEASON DATA

▶ 400H	19	Alena HRUSOCI	RS JR	57.74		5/13/16	3.5	0.41	3.91
--------	----	---------------	-------	-------	--	---------	-----	------	------

Team Total 3.91

118



Penn

Ivy League

▼ 2

Event	Scrd As	Athlete	Yr	Scored Mark	Date	Pl. Pts.	Bonus	TOTAL
-------	---------	---------	----	-------------	------	----------	-------	-------

Scored bests come from CURRENT season

▶ 4x400	20	Ene, O'Neil, Taylor, Nwogwugwu		3:37.17		3/29/18	3	0.40	3.40
---------	----	--------------------------------	--	---------	--	---------	---	------	------

▶ DISC	36	Maura KIMMEL	SO	53.83m	176-7	3/30/18	0.4	0.00	0.40
--------	----	--------------	----	--------	-------	---------	-----	------	------

▶ HT	48	Rachel WILSON	JR	60.51m	198-6	4/6/18	0.05	0.00	0.05
------	----	---------------	----	--------	-------	--------	------	------	------

Team Total 3.85

119



Liberty

Big South Conference

▼ 1

Event	Scrd As	Athlete	Yr	Scored Mark	Date	Pl. Pts.	Bonus	TOTAL
-------	---------	---------	----	-------------	------	----------	-------	-------

Scored bests come from PRE-SEASON DATA

▶ 400H	20	Kimone GREEN	SR	57.78		5/8/16	3	0.39	3.39
--------	----	--------------	----	-------	--	--------	---	------	------

Team Total 3.39

120



South Alabama

Sun Belt Conference

▲ 4

Event	Scrd As	Athlete	Yr	Scored Mark	Date	Pl. Pts.	Bonus	TOTAL
-------	---------	---------	----	-------------	------	----------	-------	-------

Scored bests come from CURRENT season

▶ HJ	42	Olivia SWAN	JR	1.79m	5-10%	3/16/18	0.2	0.00	0.20
------	----	-------------	----	-------	-------	---------	-----	------	------

▶ HJ	42	Taylor DAMES	JR	1.79m	5-10%	3/16/18	0.2	0.00	0.20
------	----	--------------	----	-------	-------	---------	-----	------	------

▶ HT	35	Michaela PREACHUK	JR	61.50m	201-9	3/29/18	0.45	0.02	0.47
------	----	-------------------	----	--------	-------	---------	------	------	------

▶ HEPT	26	Emile BERGE	SO	5,479		4/13/18	0.9	0.17	1.07
--------	----	-------------	----	-------	--	---------	-----	------	------

Scored bests come from PRE-SEASON DATA

▶ JAV	32	Barbara RIVERA	SR	50.39m	165-4	5/12/17	0.6	0.00	0.60
-------	----	----------------	----	--------	-------	---------	-----	------	------

Team Total 2.54

121



UC Riverside

Big West Conference

▼ 1

Event	Scrd As	Athlete	Yr	Scored Mark	Date	Pl. Pts.	Bonus	TOTAL
-------	---------	---------	----	-------------	------	----------	-------	-------

Scored bests come from PRE-SEASON DATA

▶ 800m	44	Faith MAKAU	RS SR	2:05.93		3/26/15	0.15	0.00	0.15
--------	----	-------------	-------	---------	--	---------	------	------	------

▶ LJ	22	Taylor FLEMING	SR	6.39m	20-11%	5/14/16	2	0.29	2.29
------	----	----------------	----	-------	--------	---------	---	------	------

Team Total 2.44

122



San Jose State

Mountain West Conference

▼ 3

Event	Scrd As	Athlete	Yr	Scored Mark	Date	Pl. Pts.	Bonus	TOTAL
-------	---------	---------	----	-------------	------	----------	-------	-------

Scored bests come from PRE-SEASON DATA

▶ LJ	22	Destiny LONGMIRE	SO	6.39mw	20-11%	5/10/17	2	0.29	2.29
------	----	------------------	----	--------	--------	---------	---	------	------

Team Total 2.29

"Scrd As", short for "Scored As", Standing used for place points portion of performance's score combining preseason data (when applied) to current season data

Numbers in BLACK are both the performance's actual NCAA rank AND "scored as" rank Numbers in RED indicate actual NCAA rank does not exist or is worse than "scored as" rank Numbers in BLUE indicate actual NCAA rank is better than "scored as" rank

USTFCCCA Non-Member

Non-Member Schools Will NOT be ranked, beginning Week 2



2018 Outdoor Track & Field, Week #3

Only those who score >0.01 pts are shown
D denotes multiple-event rule in affect

WOMEN

123



Bowling Green

▼ 1

Mid-American Conference

Event	Scrd As	Athlete	Yr	Scored Mark	Date	Pl. Pts.	Bonus	TOTAL
-------	---------	---------	----	-------------	------	----------	-------	-------

Scored bests come from CURRENT season

▶ SP	22	Aliyah GUSTAFSON	SR	16.52m	54-2½	4/5/18	2	0.26	2.26
------	----	------------------	----	--------	-------	--------	---	------	------

Scored bests come from PRE-SEASON DATA

▶ 10k	50	Rachel WALNY	JR	33:55.49		5/27/17	0.01	0.02	0.03
-------	----	--------------	----	----------	--	---------	------	------	------

Team Total 2.29

124



Cal State Northridge

▼ 3

Big West Conference

Event	Scrd As	Athlete	Yr	Scored Mark	Date	Pl. Pts.	Bonus	TOTAL
-------	---------	---------	----	-------------	------	----------	-------	-------

Scored bests come from CURRENT season

▶ 400H	30	De'Andrea YOUNG	FR	58.15		3/30/18	0.7	0.17	0.87
--------	----	-----------------	----	-------	--	---------	-----	------	------

▶ SP	36	Brandy WILLIAMS	SO	16.00m	52-6	3/24/18	0.4	0.00	0.40
------	----	-----------------	----	--------	------	---------	-----	------	------

Scored bests come from PRE-SEASON DATA

▶ 100H	29	Courtney ROBINSON	SR	13.13w		4/14/17	0.75	0.23	0.98
--------	----	-------------------	----	--------	--	---------	------	------	------

Team Total 2.25

125



Tulane

unch

American Athletic Conference

Event	Scrd As	Athlete	Yr	Scored Mark	Date	Pl. Pts.	Bonus	TOTAL
-------	---------	---------	----	-------------	------	----------	-------	-------

Scored bests come from PRE-SEASON DATA

▶ 400H	23	Jessica DUCKETT	JR	57.82		5/12/17	1.5	0.37	1.87
--------	----	-----------------	----	-------	--	---------	-----	------	------

Team Total 1.87

126



Abilene Christian

▲ 1

Southland Conference

Event	Scrd As	Athlete	Yr	Scored Mark	Date	Pl. Pts.	Bonus	TOTAL
-------	---------	---------	----	-------------	------	----------	-------	-------

Scored bests come from CURRENT season

▶ DISC	23	Kayla MELGAR	JR	55.51m	182-1	3/16/18	1.5	0.28	1.78
--------	----	--------------	----	--------	-------	---------	-----	------	------

Team Total 1.78

127



Long Beach State

▼ 1

Big West Conference

Event	Scrd As	Athlete	Yr	Scored Mark	Date	Pl. Pts.	Bonus	TOTAL
-------	---------	---------	----	-------------	------	----------	-------	-------

Scored bests come from CURRENT season

▶ 4x100	31	Hill, Chambers, Davis, Golden		44.85		3/31/18	0.65	0.17	0.82
---------	----	-------------------------------	--	-------	--	---------	------	------	------

▶ 4x400	48	Alexander, Reynolds, Reynolds, Richardson		3:40.59		3/31/18	0.05	0.00	0.05
---------	----	---	--	---------	--	---------	------	------	------

--	--	--	--	--	--	--	--	--	--

Scored bests come from PRE-SEASON DATA

▶ HJ	36	Bria PALMER	JR	1.80m	5-10½	5/12/17	0.4	0.00	0.40
------	----	-------------	----	-------	-------	---------	-----	------	------

▶ HT	40	De'Ondra YOUNG	SR	61.41m	201-5	4/7/17	0.25	0.00	0.25
------	----	----------------	----	--------	-------	--------	------	------	------

Team Total 1.52

128



UC Irvine

▲ 2

Big West Conference

Event	Scrd As	Athlete	Yr	Scored Mark	Date	Pl. Pts.	Bonus	TOTAL
-------	---------	---------	----	-------------	------	----------	-------	-------

Scored bests come from CURRENT season

▶ 4x100	37	Bushnell, William-Mensah, Sambvani, Scott		45.05		4/6/18	0.35	0.03	0.38
---------	----	---	--	-------	--	--------	------	------	------

--	--	--	--	--	--	--	--	--	--

Scored bests come from PRE-SEASON DATA

▶ DISC	26	Barbara COWARD	JR	55.07m	180-8	3/10/17	0.9	0.14	1.04
--------	----	----------------	----	--------	-------	---------	-----	------	------

Team Total 1.42

129



Northern Iowa

▲ 6

Missouri Valley Conference

Event	Scrd As	Athlete	Yr	Scored Mark	Date	Pl. Pts.	Bonus	TOTAL
-------	---------	---------	----	-------------	------	----------	-------	-------

Scored bests come from PRE-SEASON DATA

▶ HJ	42	Chaley RATH	RS SR	1.79m	5-10½	5/17/15	0.2	0.00	0.20
------	----	-------------	-------	-------	-------	---------	-----	------	------

▶ HT	24	Sarah PATE	SR	62.04m	203-6	4/22/17	1	0.14	1.14
------	----	------------	----	--------	-------	---------	---	------	------

Team Total 1.34

130



UC Santa Barbara

▲ 2

Big West Conference

Event	Scrd As	Athlete	Yr	Scored Mark	Date	Pl. Pts.	Bonus	TOTAL
-------	---------	---------	----	-------------	------	----------	-------	-------

Scored bests come from CURRENT season

▶ 400H	42	Hope BENDER	JR	58.68		4/6/18	0.2	0.00	0.20
--------	----	-------------	----	-------	--	--------	-----	------	------

--	--	--	--	--	--	--	--	--	--

Scored bests come from PRE-SEASON DATA

▶ 1500	28	Jenna HINKLE	SR	4:16.62		3/31/17	0.8	0.28	1.08
--------	----	--------------	----	---------	--	---------	-----	------	------

Team Total 1.28

"Scrd As", short for "Scored As", Standing used for place points portion of performance's score combining preseason data (when applied) to current season data

Numbers in BLACK are both the performance's actual NCAA rank AND "scored as" rank Numbers in RED indicate actual NCAA rank does not exist or is worse than "scored as" rank Numbers in BLUE indicate actual NCAA rank is better than "scored as" rank

USTFCCCA Non-Member

Non-Member Schools Will NOT be ranked, beginning Week 2



2018 Outdoor Track & Field, Week #3

Only those who score >0.01 pts are shown
D denotes multiple-event rule in affect

WOMEN

131



Cal Poly

Big West Conference

▲ 2

Event	Scrd As	Athlete	Yr	Scored Mark	Date	Pl. Pts.	Bonus	TOTAL
-------	---------	---------	----	-------------	------	----------	-------	-------

Scored bests come from CURRENT season

▶ PV	46	Brooke TJERRILD	FR	4.15m	13-7½	3/23/18	0.1	0.00	0.10
------	----	-----------------	----	-------	-------	---------	-----	------	------

Scored bests come from PRE-SEASON DATA

▶ 1500	45	Peyton BILO	JR	4:18.73		4/13/17	0.125	0.01	0.13
▶ 5000m	30	Peyton BILO	JR	15:52.01		3/31/17	0.7	0.32	1.02

Team Total 1.25

132



Wyoming

Mountain West Conference

▼ 9

Event	Scrd As	Athlete	Yr	Scored Mark	Date	Pl. Pts.	Bonus	TOTAL
-------	---------	---------	----	-------------	------	----------	-------	-------

Scored bests come from CURRENT season

▶ TJ	24	Ja'la HENDERSON	JR	13.12m	43-½ (1.0)	3/31/18	1	0.23	1.23
------	----	-----------------	----	--------	------------	---------	---	------	------

Team Total 1.23

133



UT Arlington

Sun Belt Conference

▼ 2

Event	Scrd As	Athlete	Yr	Scored Mark	Date	Pl. Pts.	Bonus	TOTAL
-------	---------	---------	----	-------------	------	----------	-------	-------

Scored bests come from CURRENT season

▶ HJ	31	Alexus HENRY	JR	1.81m	5-11½	3/28/18	0.65	0.14	0.79
------	----	--------------	----	-------	-------	---------	------	------	------

Scored bests come from PRE-SEASON DATA

▶ PV	37	Madison PECOT	SR	4.18m	13-8½	4/14/17	0.35	0.06	0.41
------	----	---------------	----	-------	-------	---------	------	------	------

Team Total 1.20

134



Florida Atlantic

Conference USA

▼ 5

Event	Scrd As	Athlete	Yr	Scored Mark	Date	Pl. Pts.	Bonus	TOTAL
-------	---------	---------	----	-------------	------	----------	-------	-------

Scored bests come from PRE-SEASON DATA

▶ HEPT	24	Frida THORSZS	SR	5,484		5/15/16	1	0.19	1.19
--------	----	---------------	----	-------	--	---------	---	------	------

Team Total 1.19

135



Campbell

Big South Conference

▼ 7

Event	Scrd As	Athlete	Yr	Scored Mark	Date	Pl. Pts.	Bonus	TOTAL
-------	---------	---------	----	-------------	------	----------	-------	-------

Scored bests come from PRE-SEASON DATA

▶ TJ	25	Sabina ALLEN	SR	13.11m	43-¾	5/28/16	0.95	0.21	1.16
------	----	--------------	----	--------	------	---------	------	------	------

Team Total 1.16

136



Georgetown

BIG EAST Conference

▲ 1

Event	Scrd As	Athlete	Yr	Scored Mark	Date	Pl. Pts.	Bonus	TOTAL
-------	---------	---------	----	-------------	------	----------	-------	-------

Scored bests come from PRE-SEASON DATA

▶ Steeple	26	Meredith RIZZO	SR	10:07.93		4/21/17	0.9	0.24	1.14
-----------	----	----------------	----	----------	--	---------	-----	------	------

Team Total 1.14

137



Texas A&M-Corpus Christi

Southland Conference

▲ 31

Event	Scrd As	Athlete	Yr	Scored Mark	Date	Pl. Pts.	Bonus	TOTAL
-------	---------	---------	----	-------------	------	----------	-------	-------

Scored bests come from CURRENT season

▶ PV	25	Hannah MCWILLIAMS	SR	4.20m	13-9¾	4/13/18	0.95	0.15	1.10
------	----	-------------------	----	-------	-------	---------	------	------	------

Team Total 1.10

138



Coastal Carolina

Sun Belt Conference

unch

Event	Scrd As	Athlete	Yr	Scored Mark	Date	Pl. Pts.	Bonus	TOTAL
-------	---------	---------	----	-------------	------	----------	-------	-------

Scored bests come from PRE-SEASON DATA

▶ 10k	28	Annie BOTHMA	SO	33:37.91		5/27/17	0.8	0.26	1.06
-------	----	--------------	----	----------	--	---------	-----	------	------

Team Total 1.06

139



UMBC

America East Conference

unch

Event	Scrd As	Athlete	Yr	Scored Mark	Date	Pl. Pts.	Bonus	TOTAL
-------	---------	---------	----	-------------	------	----------	-------	-------

Scored bests come from CURRENT season

▶ JAV	25	Kelechi NWANAGA	FR	51.64m	169-5	3/29/18	0.95	0.10	1.05
-------	----	-----------------	----	--------	-------	---------	------	------	------

Team Total 1.05

"Scrd As", short for "Scored As", Standing used for place points portion of performance's score combining preseason data (when applied) to current season data

Numbers in BLACK are both the performance's actual NCAA rank AND "scored as" rank Numbers in RED indicate actual NCAA rank does not exist or is worse than "scored as" rank Numbers in BLUE indicate actual NCAA rank is better than "scored as" rank

USTFCCCA Non-Member

Non-Member Schools Will NOT be ranked, beginning Week 2



2018 Outdoor Track & Field, Week #3

Only those who score >0.01 pts are shown
D denotes multiple-event rule in affect

WOMEN

140



Incarnate Word

Southland Conference

▲ 41

Event	Scrd As	Athlete	Yr	Scored Mark	Date	Pl. Pts.	Bonus	TOTAL
-------	---------	---------	----	-------------	------	----------	-------	-------

Scored bests come from CURRENT season

▶ LJ	27	Sarea ALEXANDER	JR	6.34mw	20-9% (2.3)	4/13/18	0.85	0.06	0.91
▶ TJ	45	Sarea ALEXANDER	JR	12.92mw	42-4% (2.7)	4/13/18	0.125	0.00	0.13

Team Total 1.04

141



Western Michigan

Mid-American Conference

▼ 1

Event	Scrd As	Athlete	Yr	Scored Mark	Date	Pl. Pts.	Bonus	TOTAL
-------	---------	---------	----	-------------	------	----------	-------	-------

Scored bests come from PRE-SEASON DATA

▶ 400	28	Ayiana GAINES	SR	52.70	5/14/16	0.8	0.22	1.02
-------	----	---------------	----	-------	---------	-----	------	------

Team Total 1.02

142



Illinois

Big Ten Conference

▼ 6

Event	Scrd As	Athlete	Yr	Scored Mark	Date	Pl. Pts.	Bonus	TOTAL
-------	---------	---------	----	-------------	------	----------	-------	-------

Scored bests come from CURRENT season

▶ 4x100	49	Davis, Rogers, Driver, Hargrove		45.25	4/7/18	0.025	0.00	0.03
---------	----	---------------------------------	--	-------	--------	-------	------	------

Scored bests come from PRE-SEASON DATA

▶ 100H	30	Jayla STEWART	JR	13.14w	4/26/17	0.7	0.21	0.91
--------	----	---------------	----	--------	---------	-----	------	------

Team Total 0.93

143



Southeastern Louisiana

Southland Conference

▼ 2

Event	Scrd As	Athlete	Yr	Scored Mark	Date	Pl. Pts.	Bonus	TOTAL
-------	---------	---------	----	-------------	------	----------	-------	-------

Scored bests come from PRE-SEASON DATA

▶ SP	27	Ashley DAVIS	SO	16.33m	53-7	5/6/17	0.85	0.06	0.91
------	----	--------------	----	--------	------	--------	------	------	------

Team Total 0.91

144



Sam Houston State

Southland Conference

▲ 42

Event	Scrd As	Athlete	Yr	Scored Mark	Date	Pl. Pts.	Bonus	TOTAL
-------	---------	---------	----	-------------	------	----------	-------	-------

Scored bests come from CURRENT season

▶ TJ	29	Tristyn ALLEN	JR	13.07mw	42-10% (3.2)	4/13/18	0.75	0.14	0.89
------	----	---------------	----	---------	--------------	---------	------	------	------

Team Total 0.89

"Scrd As", short for "Scored As", Standing used for place points portion of performance's score combining preseason data (when applied) to current season data

Numbers in BLACK are both the performance's actual NCAA rank AND "scored as" rank Numbers in RED indicate actual NCAA rank does not exist or is worse than "scored as" rank Numbers in BLUE indicate actual NCAA rank is better than "scored as" rank

USTFCCCA Non-Member

Non-Member Schools Will NOT be ranked, beginning Week 2

145



Alabama State

Southwestern Athletic Conference

▲ 49

Event	Scrd As	Athlete	Yr	Scored Mark	Date	Pl. Pts.	Bonus	TOTAL
-------	---------	---------	----	-------------	------	----------	-------	-------

Scored bests come from CURRENT season

▶ 4x100	31	Jack, Hackney, Lewis, Horn		44.85	4/13/18	0.65	0.17	0.82
---------	----	----------------------------	--	-------	---------	------	------	------

Team Total 0.82

146



Montana State

Big Sky Conference

▼ 1

Event	Scrd As	Athlete	Yr	Scored Mark	Date	Pl. Pts.	Bonus	TOTAL
-------	---------	---------	----	-------------	------	----------	-------	-------

Scored bests come from PRE-SEASON DATA

▶ 400H	31	Amanda JAYNES	SR	58.16	5/10/17	0.65	0.17	0.82
--------	----	---------------	----	-------	---------	------	------	------

Team Total 0.82

147



Omaha

The Summit League

▼ 5

Event	Scrd As	Athlete	Yr	Scored Mark	Date	Pl. Pts.	Bonus	TOTAL
-------	---------	---------	----	-------------	------	----------	-------	-------

Scored bests come from PRE-SEASON DATA

▶ HJ	31	Stephanie AHRENS	SR	1.81m	5-11 1/4	4/15/16	0.65	0.14	0.79
------	----	------------------	----	-------	----------	---------	------	------	------

Team Total 0.79

147



Tennessee State

Ohio Valley Conference

▼ 5

Event	Scrd As	Athlete	Yr	Scored Mark	Date	Pl. Pts.	Bonus	TOTAL
-------	---------	---------	----	-------------	------	----------	-------	-------

Scored bests come from PRE-SEASON DATA

▶ HJ	31	Cyra BEARD	SR	1.81m	5-11 1/4	5/14/16	0.65	0.14	0.79
------	----	------------	----	-------	----------	---------	------	------	------

Team Total 0.79

149



Towson

Colonial Athletic Association

▼ 2

Event	Scrd As	Athlete	Yr	Scored Mark	Date	Pl. Pts.	Bonus	TOTAL
-------	---------	---------	----	-------------	------	----------	-------	-------

Scored bests come from PRE-SEASON DATA

▶ HT	30	Ksenia SAFANOVA	SR	61.78m	202-8	4/8/17	0.7	0.08	0.78
------	----	-----------------	----	--------	-------	--------	-----	------	------

Team Total 0.78



2018 Outdoor Track & Field, Week #3

Only those who score >0.01 pts are shown
D denotes multiple-event rule in affect

WOMEN

150

North Florida
Atlantic Sun Conference

unch

Event	Scrd As	Athlete	Yr	Scored Mark	Date	Pl. Pts.	Bonus	TOTAL
-------	---------	---------	----	-------------	------	----------	-------	-------

Scored bests come from PRE-SEASON DATA

▶ 10k	33	Eden MEYER	SR	33:43.36	3/24/17	0.55	0.19	0.74
-------	----	------------	----	----------	---------	------	------	------

Team Total 0.74

151

Binghamton
America East Conference

▼ 2

Event	Scrd As	Athlete	Yr	Scored Mark	Date	Pl. Pts.	Bonus	TOTAL
-------	---------	---------	----	-------------	------	----------	-------	-------

Scored bests come from PRE-SEASON DATA

▶ LJ	30	Keishorea ARMSTRONG	SR	6.32m	20-9	5/12/17	0.7	0.00	0.70
------	----	---------------------	----	-------	------	---------	-----	------	------

Team Total 0.70

152

Arkansas State
Sun Belt Conference

▼ 6

Event	Scrd As	Athlete	Yr	Scored Mark	Date	Pl. Pts.	Bonus	TOTAL
-------	---------	---------	----	-------------	------	----------	-------	-------

Scored bests come from PRE-SEASON DATA

▶ HJ	36	Darragh MAY	SR	1.80m	5-10%	4/6/17	0.4	0.00	0.40
------	----	-------------	----	-------	-------	--------	-----	------	------

▶ DISC	40	Calea CARR	SR	53.57m	175-9	5/27/17	0.25	0.00	0.25
--------	----	------------	----	--------	-------	---------	------	------	------

Team Total 0.65

153

USF
American Athletic Conference

▼ 9

Event	Scrd As	Athlete	Yr	Scored Mark	Date	Pl. Pts.	Bonus	TOTAL
-------	---------	---------	----	-------------	------	----------	-------	-------

Scored bests come from CURRENT season

▶ 4x100	34	Bazile, Francis, Fairley, Massie		44.96	3/16/18	0.5	0.09	0.59
---------	----	----------------------------------	--	-------	---------	-----	------	------

Team Total 0.59

154

Stony Brook
America East Conference

▼ 6

Event	Scrd As	Athlete	Yr	Scored Mark	Date	Pl. Pts.	Bonus	TOTAL
-------	---------	---------	----	-------------	------	----------	-------	-------

Scored bests come from PRE-SEASON DATA

▶ 1500	35	Annika SISSON	SR	4:17.84	3/30/17	0.45	0.12	0.57
--------	----	---------------	----	---------	---------	------	------	------

Team Total 0.57

155

Wichita State
American Athletic Conference

▲ 1

Event	Scrd As	Athlete	Yr	Scored Mark	Date	Pl. Pts.	Bonus	TOTAL
-------	---------	---------	----	-------------	------	----------	-------	-------

Scored bests come from PRE-SEASON DATA

▶ JAV	33	Carlea MILES	JR	50.28m	164-11	5/15/16	0.55	0.00	0.55
-------	----	--------------	----	--------	--------	---------	------	------	------

Team Total 0.55

156

George Mason
Atlantic 10 Conference

▼ 3

Event	Scrd As	Athlete	Yr	Scored Mark	Date	Pl. Pts.	Bonus	TOTAL
-------	---------	---------	----	-------------	------	----------	-------	-------

Scored bests come from CURRENT season

▶ 4x400	34	Lucas, Dorsey, Lewis, Moore		3:39.69	4/7/18	0.5	0.04	0.54
---------	----	-----------------------------	--	---------	--------	-----	------	------

Team Total 0.54

157

McNeese State
Southland Conference

▼ 3

Event	Scrd As	Athlete	Yr	Scored Mark	Date	Pl. Pts.	Bonus	TOTAL
-------	---------	---------	----	-------------	------	----------	-------	-------

Scored bests come from CURRENT season

▶ HEPT	34	Grace MCKENZIE	SO	5,406	4/5/18	0.5	0.00	0.50
--------	----	----------------	----	-------	--------	-----	------	------

Team Total 0.50

157

Miami (Ohio)
Mid-American Conference

▲ 2

Event	Scrd As	Athlete	Yr	Scored Mark	Date	Pl. Pts.	Bonus	TOTAL
-------	---------	---------	----	-------------	------	----------	-------	-------

Scored bests come from PRE-SEASON DATA

▶ JAV	34	Danielle COLLIER	JR	50.22m	164-9	5/11/17	0.5	0.00	0.50
-------	----	------------------	----	--------	-------	---------	-----	------	------

Team Total 0.50

159

Lamar
Southland Conference

▼ 7

Event	Scrd As	Athlete	Yr	Scored Mark	Date	Pl. Pts.	Bonus	TOTAL
-------	---------	---------	----	-------------	------	----------	-------	-------

Scored bests come from CURRENT season

▶ HEPT	44	Migle MURASKAITE	FR	5,306	3/28/18	0.15	0.00	0.15
--------	----	------------------	----	-------	---------	------	------	------

Scored bests come from PRE-SEASON DATA

▶ LJ	38	Thai WILLIAMS	JR	6.29mw	20-7%	3/30/17	0.3	0.00	0.30
------	----	---------------	----	--------	-------	---------	-----	------	------

Team Total 0.45

"Scrd As", short for "Scored As", Standing used for place points portion of performance's score combining preseason data (when applied) to current season data

Numbers in BLACK are both the performance's actual NCAA rank AND "scored as" rank Numbers in RED indicate actual NCAA rank does not exist or is worse than "scored as" rank Numbers in BLUE indicate actual NCAA rank is better than "scored as" rank

USTFCCCA Non-Member

Non-Member Schools Will NOT be ranked, beginning Week 2



USTFCCCA NCAA Division I National Team Computer Rankings

as of 4/16/2018 8:34:20 AM

2018 Outdoor Track & Field, Week #3

Only those who score >0.01 pts are shown
D denotes multiple-event rule in affect

WOMEN

160



Norfolk State

Mid-Eastern Athletic Conference

▲ 19

Event	Scrd As	Athlete	Yr	Scored Mark	Date	Pl. Pts.	Bonus	TOTAL
-------	---------	---------	----	-------------	------	----------	-------	-------

Scored bests come from CURRENT season

800m	38	Martha BISSAH	SO	2:05.51	4/13/18	0.3	0.13	0.43
------	----	---------------	----	---------	---------	-----	------	------

Team Total 0.43

161



Rice

Conference USA

▼ 10

Event	Scrd As	Athlete	Yr	Scored Mark	Date	Pl. Pts.	Bonus	TOTAL
-------	---------	---------	----	-------------	------	----------	-------	-------

Scored bests come from CURRENT season

200m	42	Hannah JACKSON	SO	22.97w (3.6)	4/7/18	0.2	0.15	0.35
------	----	----------------	----	--------------	--------	-----	------	------

TJ	47	Michelle FOKAM	SO	12.89mw 42-3½ (2.2)	3/28/18	0.075	0.00	0.08
----	----	----------------	----	---------------------	---------	-------	------	------

Team Total 0.42

162



St. John's (N.Y.)

BIG EAST Conference

▼ 2

Event	Scrd As	Athlete	Yr	Scored Mark	Date	Pl. Pts.	Bonus	TOTAL
-------	---------	---------	----	-------------	------	----------	-------	-------

Scored bests come from CURRENT season

400	39	Maya STEPHENS	SR	52.86	4/6/18	0.275	0.13	0.40
-----	----	---------------	----	-------	--------	-------	------	------

Team Total 0.40

163



Sacramento State

Big Sky Conference

▼ 2

Event	Scrd As	Athlete	Yr	Scored Mark	Date	Pl. Pts.	Bonus	TOTAL
-------	---------	---------	----	-------------	------	----------	-------	-------

Scored bests come from CURRENT season

4x400	42	Zurn, Bedingfield, Revera, Schulz		3:40.25	3/31/18	0.2	0.00	0.20
-------	----	-----------------------------------	--	---------	---------	-----	------	------

Scored bests come from PRE-SEASON DATA

HJ	42	Candice DOMINGUEZ	SR	1.79m 5-10½	5/10/17	0.2	0.00	0.20
----	----	-------------------	----	-------------	---------	-----	------	------

Team Total 0.40

164



Boston College

Atlantic Coast Conference

▼ 9


Event	Scrd As	Athlete	Yr	Scored Mark	Date	Pl. Pts.	Bonus	TOTAL
-------	---------	---------	----	-------------	------	----------	-------	-------

Scored bests come from CURRENT season

1500	38	Paige DUCA	SO	4:18.04	3/30/18	0.3	0.10	0.40
------	----	------------	----	---------	---------	-----	------	------

Team Total 0.40

165



Buffalo

Mid-American Conference

▲ 1

Event	Scrd As	Athlete	Yr	Scored Mark	Date	Pl. Pts.	Bonus	TOTAL
-------	---------	---------	----	-------------	------	----------	-------	-------

Scored bests come from PRE-SEASON DATA

DISC	38	Miranda DAUCHER	SR	53.72m 176-3	4/4/15	0.3	0.00	0.30
------	----	-----------------	----	--------------	--------	-----	------	------

Team Total 0.30

166



Austin Peay

Ohio Valley Conference

▼ 9

Event	Scrd As	Athlete	Yr	Scored Mark	Date	Pl. Pts.	Bonus	TOTAL
-------	---------	---------	----	-------------	------	----------	-------	-------

Scored bests come from CURRENT season

PV	39	Savannah AMATO	JR	4.17m 13-8½	4/6/18	0.275	0.01	0.28
----	----	----------------	----	-------------	--------	-------	------	------

Team Total 0.28

166



Western Kentucky

Conference USA

▼ 9

Event	Scrd As	Athlete	Yr	Scored Mark	Date	Pl. Pts.	Bonus	TOTAL
-------	---------	---------	----	-------------	------	----------	-------	-------

Scored bests come from CURRENT season

PV	39	Morgan MCINTYRE	SR	4.17m 13-8½	4/6/18	0.275	0.01	0.28
----	----	-----------------	----	-------------	--------	-------	------	------

Team Total 0.28

168



Princeton

Ivy League

▲ 27

Event	Scrd As	Athlete	Yr	Scored Mark	Date	Pl. Pts.	Bonus	TOTAL
-------	---------	---------	----	-------------	------	----------	-------	-------

Scored bests come from CURRENT season

DISC	39	Obiageri AMAECHI	FR	53.64m 176-0	4/13/18	0.275	0.00	0.28
------	----	------------------	----	--------------	---------	-------	------	------

Team Total 0.28

169



Toledo

Mid-American Conference

▼ 5

Event	Scrd As	Athlete	Yr	Scored Mark	Date	Pl. Pts.	Bonus	TOTAL
-------	---------	---------	----	-------------	------	----------	-------	-------

Scored bests come from CURRENT season

1500	41	Janelle NOE	JR	4:18.56	3/30/18	0.225	0.03	0.25
------	----	-------------	----	---------	---------	-------	------	------

Team Total 0.25

"Scrd As", short for "Scored As", Standing used for place points portion of performance's score combining preseason data (when applied) to current season data

Numbers in BLACK are both the performance's actual NCAA rank AND "scored as" rank Numbers in RED indicate actual NCAA rank does not exist or is worse than "scored as" rank Numbers in BLUE indicate actual NCAA rank is better than "scored as" rank

USTFCCCA Non-Member

Non-Member Schools Will NOT be ranked, beginning Week 2



2018 Outdoor Track & Field, Week #3

Only those who score >0.01 pts are shown
D denotes multiple-event rule in affect

WOMEN

170



Eastern Kentucky

▼ 2

Ohio Valley Conference

Event	Scrd As	Athlete	Yr	Scored Mark	Date	Pl. Pts.	Bonus	TOTAL
-------	---------	---------	----	-------------	------	----------	-------	-------

Scored bests come from PRE-SEASON DATA

► 5000m	40	Charlotte IMER	SR	15:59.32	3/31/17	0.25	0.00	0.25
---------	----	----------------	----	----------	---------	------	------	------

Team Total 0.25

170



Oregon State

▼ 2

Pac-12 Conference

Event	Scrd As	Athlete	Yr	Scored Mark	Date	Pl. Pts.	Bonus	TOTAL
-------	---------	---------	----	-------------	------	----------	-------	-------

Scored bests come from CURRENT season

► JAV	40	Destiny DAWSON	JR	49.88m	163-7	3/30/18	0.25	0.00	0.25
-------	----	----------------	----	--------	-------	---------	------	------	------

Team Total 0.25

172



Murray State

▼ 10

Ohio Valley Conference

Event	Scrd As	Athlete	Yr	Scored Mark	Date	Pl. Pts.	Bonus	TOTAL
-------	---------	---------	----	-------------	------	----------	-------	-------

Scored bests come from PRE-SEASON DATA

► 100H	41	Jabreuna BRIMLETT	JR	13.22w	5/11/17	0.225	0.01	0.23
--------	----	-------------------	----	--------	---------	-------	------	------

Team Total 0.23

173



East Carolina

▼ 6

American Athletic Conference

Event	Scrd As	Athlete	Yr	Scored Mark	Date	Pl. Pts.	Bonus	TOTAL
-------	---------	---------	----	-------------	------	----------	-------	-------

Scored bests come from PRE-SEASON DATA

► SP	41	Galissia CAUSE	SR	15.90m	52-2	3/30/17	0.225	0.00	0.22
------	----	----------------	----	--------	------	---------	-------	------	------

Team Total 0.22

173



Hawai'i

unch

Big West Conference

Event	Scrd As	Athlete	Yr	Scored Mark	Date	Pl. Pts.	Bonus	TOTAL
-------	---------	---------	----	-------------	------	----------	-------	-------

Scored bests come from PRE-SEASON DATA

► JAV	41	Felicianna VAZQUEZ	RS JR	49.74m	163-2	4/14/16	0.225	0.00	0.22
-------	----	--------------------	-------	--------	-------	---------	-------	------	------

Team Total 0.22

173



Ohio

unch

Mid-American Conference

Event	Scrd As	Athlete	Yr	Scored Mark	Date	Pl. Pts.	Bonus	TOTAL
-------	---------	---------	----	-------------	------	----------	-------	-------

Scored bests come from PRE-SEASON DATA

► SP	41	Jordan PORTER	SR	15.90m	52-2	4/21/17	0.225	0.00	0.22
------	----	---------------	----	--------	------	---------	-------	------	------

Team Total 0.22

176



Dartmouth

▼ 11

Ivy League


Event	Scrd As	Athlete	Yr	Scored Mark	Date	Pl. Pts.	Bonus	TOTAL
-------	---------	---------	----	-------------	------	----------	-------	-------

Scored bests come from PRE-SEASON DATA

► 100H	42	Cha'Mia ROTHWELL	SO	13.23w	5/6/17	0.2	0.00	0.20
--------	----	------------------	----	--------	--------	-----	------	------

Team Total 0.20

176



Idaho

▼ 3

Big Sky Conference

Event	Scrd As	Athlete	Yr	Scored Mark	Date	Pl. Pts.	Bonus	TOTAL
-------	---------	---------	----	-------------	------	----------	-------	-------

Scored bests come from PRE-SEASON DATA

► HJ	42	Katelyn PETERSON	RS SR	1.79m	5-10½	5/17/14	0.2	0.00	0.20
------	----	------------------	-------	-------	-------	---------	-----	------	------

Team Total 0.20

176



Tulsa

▼ 3

American Athletic Conference

Event	Scrd As	Athlete	Yr	Scored Mark	Date	Pl. Pts.	Bonus	TOTAL
-------	---------	---------	----	-------------	------	----------	-------	-------

Scored bests come from PRE-SEASON DATA

► DISC	42	Cecilya JOHNSON	RS SO	53.41m	175-2	5/12/16	0.2	0.00	0.20
--------	----	-----------------	-------	--------	-------	---------	-----	------	------

Team Total 0.20

179



ETSU

▼ 11

Southern Conference

Event	Scrd As	Athlete	Yr	Scored Mark	Date	Pl. Pts.	Bonus	TOTAL
-------	---------	---------	----	-------------	------	----------	-------	-------

Scored bests come from PRE-SEASON DATA

► 100H	43	Kyra ATKINS	JR	13.25w	5/11/17	0.175	0.00	0.17
--------	----	-------------	----	--------	---------	-------	------	------

Team Total 0.17

"Scrd As", short for "Scored As", Standing used for place points portion of performance's score combining preseason data (when applied) to current season data

Numbers in BLACK are both the performance's actual NCAA rank AND "scored as" rank Numbers in RED indicate actual NCAA rank does not exist or is worse than "scored as" rank Numbers in BLUE indicate actual NCAA rank is better than "scored as" rank

USTFCCCA Non-Member

Non-Member Schools Will NOT be ranked, beginning Week 2



USTFCCCA NCAA Division I National Team Computer Rankings

as of 4/16/2018 8:34:21 AM

2018 Outdoor Track & Field, Week #3

Only those who score >0.01 pts are shown
D denotes multiple-event rule in affect

WOMEN

179



Youngstown State

Horizon League

▼ 2

Event	Scrd As	Athlete	Yr	Scored Mark	Date	Pl. Pts.	Bonus	TOTAL
-------	---------	---------	----	-------------	------	----------	-------	-------

Scored bests come from PRE-SEASON DATA

▶ SP	43	Jaynee CORBETT	SR	15.86m	52-½	5/12/17	0.175	0.00	0.17
------	----	----------------	----	--------	------	---------	-------	------	------

Team Total 0.17

181



Elon

Colonial Athletic Association

▼ 4

Event	Scrd As	Athlete	Yr	Scored Mark	Date	Pl. Pts.	Bonus	TOTAL
-------	---------	---------	----	-------------	------	----------	-------	-------

Scored bests come from PRE-SEASON DATA

▶ DISC	44	Bryanna HAMES	SR	53.20m	174-6	5/27/17	0.15	0.00	0.15
--------	----	---------------	----	--------	-------	---------	------	------	------

Team Total 0.15

182



Oral Roberts

The Summit League

▼ 10

Event	Scrd As	Athlete	Yr	Scored Mark	Date	Pl. Pts.	Bonus	TOTAL
-------	---------	---------	----	-------------	------	----------	-------	-------

Scored bests come from CURRENT season

▶ 4x100	47	Burnett, Etim, Abire, Stubbs		45.19		3/31/18	0.075	0.00	0.08
---------	----	------------------------------	--	-------	--	---------	-------	------	------

▶ TJ	47	Mercy ABIRE	SO	12.89m	42-3½ (0.5)	4/13/18	0.075	0.00	0.08
------	----	-------------	----	--------	-------------	---------	-------	------	------

Team Total 0.15

183



Nevada

Mountain West Conference

▼ 1

Event	Scrd As	Athlete	Yr	Scored Mark	Date	Pl. Pts.	Bonus	TOTAL
-------	---------	---------	----	-------------	------	----------	-------	-------

Scored bests come from PRE-SEASON DATA

▶ Steeple	45	Cora GALLOP	JR	10:14.73		3/31/17	0.125	0.00	0.13
-----------	----	-------------	----	----------	--	---------	-------	------	------

Team Total 0.13

183



North Texas

Conference USA

▼ 4

Event	Scrd As	Athlete	Yr	Scored Mark	Date	Pl. Pts.	Bonus	TOTAL
-------	---------	---------	----	-------------	------	----------	-------	-------

Scored bests come from PRE-SEASON DATA

▶ JAV	45	Kristyn ARCHULETTA	SO	49.39m	162-0	5/11/17	0.125	0.00	0.13
-------	----	--------------------	----	--------	-------	---------	-------	------	------

Team Total 0.13

183



Quinnipiac

Metro Atlantic Athletic Conference

▲ 12

Event	Scrd As	Athlete	Yr	Scored Mark	Date	Pl. Pts.	Bonus	TOTAL
-------	---------	---------	----	-------------	------	----------	-------	-------

Scored bests come from CURRENT season

▶ 100H	45	Jessica LEE	SR	13.27w	(2.3)	4/13/18	0.125	0.00	0.13
--------	----	-------------	----	--------	-------	---------	-------	------	------

Team Total 0.13

186



Missouri State

Missouri Valley Conference

▼ 23

Event	Scrd As	Athlete	Yr	Scored Mark	Date	Pl. Pts.	Bonus	TOTAL
-------	---------	---------	----	-------------	------	----------	-------	-------

Scored bests come from PRE-SEASON DATA

▶ 100	48	Marissa KURTIMAH	SR	11.34		5/15/16	0.05	0.04	0.09
-------	----	------------------	----	-------	--	---------	------	------	------

Team Total 0.09

187



Marquette

BIG EAST Conference

▼ 1

Event	Scrd As	Athlete	Yr	Scored Mark	Date	Pl. Pts.	Bonus	TOTAL
-------	---------	---------	----	-------------	------	----------	-------	-------

Scored bests come from PRE-SEASON DATA

▶ HEPT	47	Monique FELIX	JR	5,287		4/12/17	0.075	0.00	0.08
--------	----	---------------	----	-------	--	---------	-------	------	------

Team Total 0.08

188



Dayton

Atlantic 10 Conference

▼ 2

Event	Scrd As	Athlete	Yr	Scored Mark	Date	Pl. Pts.	Bonus	TOTAL
-------	---------	---------	----	-------------	------	----------	-------	-------

Scored bests come from CURRENT season

▶ JAV	48	Lillian COOK	SO	48.99m	160-8	3/30/18	0.05	0.00	0.05
-------	----	--------------	----	--------	-------	---------	------	------	------

Team Total 0.05

"Scrd As", short for "Scored As", Standing used for place points portion of performance's score combining preseason data (when applied) to current season data

Numbers in BLACK are both the performance's actual NCAA rank AND "scored as" rank Numbers in RED indicate actual NCAA rank does not exist or is worse than "scored as" rank Numbers in BLUE indicate actual NCAA rank is better than "scored as" rank

USTFCCCA Non-Member

Non-Member Schools Will NOT be ranked, beginning Week 2