



USTFCCCA NCAA Division II National Team Rankings

2010 Indoor FINAL, NCAA Championship Summary

Men

1 Adams State

| Event | Place | Athlete | Yr | Mark | Pts |
|--------------|-------|--|------|-------------|-----|
| Mile | 1 | Aaron BRAUN | SR-4 | 4:07.44 | 10 |
| 5000m | 1 | Brian MEDIGOVICH | SR-4 | 14:28.46 | 10 |
| DMR | 1 | Keegan Calmes, Andrew Graham, Drew Soucy, Aaron Braun | | 9:53.33 | 10 |
| Mile | 2 | Ryan MCNIFF | SR-4 | 4:07.47 | 8 |
| 5000m | 2 | Aaron BRAUN | SR-4 | 14:31.37 | 8 |
| 800m | 3 | Andrew GRAHAM | SO-2 | 1:51.74 | 6 |
| Mile | 3 | Reuben MWEI | SR-4 | 4:08.24 | 6 |
| | 4 | Brian MEDIGOVICH | SR-4 | 4:08.41 | 5 |
| 5000m | 4 | Reuben MWEI | SR-4 | 14:32.56 | 5 |
| Mile | 5 | Anthony GAUTHIER | JR-3 | 4:08.96 | 4 |
| 5000m | 5 | Florian THEOPHILE | SR-4 | 14:41.17 | 4 |
| HJ | 5 | Dyson MORTENSEN | FR-1 | 2.12m 6-11½ | 4 |
| LJ | 5 | James DOUGLAS | SR-4 | 7.15m 23-5½ | 4 |
| 5000m | 6 | Luke CRAGG | SR-4 | 14:43.03 | 3 |
| | 7 | Ryan MCNIFF | SR-4 | 14:51.76 | 2 |

Team Total 89

2 Saint Augustine's

| Event | Place | Athlete | Yr | Mark | Pts |
|--------------|-------|--|------|---------------|-----|
| 200m | 1 | Josh SCOTT | JR-3 | 20.91 | 10 |
| 400m | 1 | Josh SCOTT | JR-3 | 46.05 | 10 |
| 4x400 | 1 | Antonio Abney, Jason Boyd, Richard Boone, Josh Scott | | 3:11.80 | 10 |
| HJ | 1 | Christopher COPELAND | SO-2 | 2.15m 7-½ | 10 |
| 400m | 3 | Antonio ABNEY | JR-3 | 47.34 | 6 |
| H60m | 3 | Jason BOYD | SO-2 | 7.96 | 6 |
| TJ | 3 | Orolando DUFFUS | JR-3 | 15.53m 50-11½ | 6 |
| LJ | 4 | Orolando DUFFUS | JR-3 | 7.18m 23-6¾ | 5 |
| TJ | 5 | Brandon QUARLES | SR-4 | 15.44m 50-8 | 4 |
| LJ | 6 | Brandon QUARLES | SR-4 | 7.03m 23-¾ | 3 |
| 200m | 8 | Antonio ABNEY | JR-3 | 21.77 | 1 |
| 800m | 8 | George SMITH | JR-3 | 1:54.43 | 1 |

Team Total 72

3 Abilene Christian

| Event | Place | Athlete | Yr | Mark | Pts |
|--------------|-------|-----------------|------|-------------|-----|
| TJ | 1 | Ramon SPARKS | JR-3 | 15.93m 52-¾ | 10 |
| H60m | 2 | Andrew MCDOWELL | SR-4 | 7.85 | 8 |
| LJ | 2 | Ramon SPARKS | JR-3 | 7.50m 24-7¼ | 8 |
| 60m | 3 | Desmond JACKSON | JR-3 | 6.75 | 6 |
| 200m | 3 | Desmond JACKSON | JR-3 | 21.39 | 6 |
| 5000m | 3 | Amos SANG | JR-3 | 14:31.43 | 6 |
| PV | 3 | Landon EHLERS | SR-4 | 5.06m 16-7¼ | 6 |
| HEPT | 7 | James HARDIN | SR-4 | 4,989 | 2 |

Team Total 52

4 Lincoln (Mo.)

| Event | Place | Athlete | Yr | Mark | Pts |
|--------------|-------|--|------|-------------|-----|
| 60m | 1 | Kimour BRUCE | JR-3 | 6.66 | 10 |
| | 2 | Ravel GREY | FR-1 | 6.72 | 8 |
| LJ | 3 | Gerald BASCOE | JR-3 | 7.37m 24-2¼ | 6 |
| 60m | 5 | Gavin TERRELONGE | SO-2 | 6.82 | 4 |
| 4x400 | 5 | Dwain Bryden, Steve Banton, Sabiel Anderson, Rupert Smith | | 3:14.83 | 4 |
| 400m | 6 | Steve BANTON | FR-1 | 47.80 | 3 |
| 200m | 7 | Gerald BASCOE | JR-3 | 21.69 | 2 |

Team Total 37

5 Central Missouri

| Event | Place | Athlete | Yr | Mark | Pts |
|--------------|-------|--|------|--------------|-----|
| HEPT | 1 | Darius WALKER | SO-2 | 5,377 | 10 |
| 4x400 | 2 | Darius Walker, Anthony Cooper, Brent Vogel, Kai Roper | | 3:12.97 | 8 |
| WT | 3 | Drew FRIZZELL | JR-3 | 21.34m 70-¼ | 6 |
| HEPT | 4 | Brent VOGEL | SO-2 | 5,129 | 5 |
| SP | 5 | Drew FRIZZELL | JR-3 | 17.85m 58-6¼ | 4 |
| HEPT | 6 | Shawn BOSS | SO-2 | 5,003 | 3 |

Team Total 36

6 Pittsburg State

| Event | Place | Athlete | Yr | Mark | Pts |
|-------------|-------|--|------|--------------|-----|
| H60m | 1 | Jeremy JACKSON | SR-4 | 7.83 | 10 |
| TJ | 2 | Kiara JONES | JR-3 | 15.76m 51-8½ | 8 |
| SP | 3 | Brian ALLEN | SR-4 | 18.33m 60-1¼ | 6 |
| WT | 5 | Brian ALLEN | SR-4 | 20.60m 67-7 | 4 |
| DMR | 6 | Tim Testa, Darius Johnson, James Ward, Mujahid Hassaballa | | 10:03.96 | 3 |

Team Total 31

7 Ashland

| Event | Place | Athlete | Yr | Mark | Pts |
|-------------|-------|---------------|------|---------------|-----|
| SP | 1 | Kurt ROBERTS | JR-3 | 19.80m 64-11½ | 10 |
| WT | 2 | Mike JEFFERY | JR-3 | 21.45m 70-4½ | 8 |
| HEPT | 3 | Carsten KROHN | SO-2 | 5,219 | 6 |
| WT | 6 | Ryan LOUGHNEY | SO-2 | 19.83m 65-¾ | 3 |
| | 7 | Richard QUICK | FR-1 | 19.45m 63-9¼ | 2 |
| | 8 | Cory MEULEMAN | SO-2 | 19.44m 63-9¼ | 1 |

Team Total 30

8 Minnesota State

| Event | Place | Athlete | Yr | Mark | Pts |
|-------------|-------|--|------|-------------|-----|
| 800m | 1 | Denise MOKAYA | SR-4 | 1:51.55 | 10 |
| PV | 2 | Dan NOVAK | SO-2 | 5.16m 16-11 | 8 |
| DMR | 7 | Jonathan Stoltman, Sam Lance, Eric Anenson, Denise Mokaya | | 10:12.83 | 2 |

Team Total 20

9 Emporia State

| Event | Place | Athlete | Yr | Mark | Pts |
|-------------|-------|----------------|------|---------------|-----|
| 200m | 2 | Josh SCHULER | JR-3 | 21.37 | 8 |
| TJ | 6 | Josh HONEYCUTT | JR-3 | 15.23m 49-11¼ | 3 |
| HJ | 6 | Briar PLOUDE | FR-1 | 2.09m 6-10¼ | 2.5 |
| 60m | 7 | Josh SCHULER | JR-3 | 6.92 | 2 |

Team Total 15.5



USTFCCCA NCAA Division II National Team Rankings

2010 Indoor FINAL, NCAA Championship Summary

Men

10 Hillsdale

| Event | Place | Athlete | Yr | Mark | Pts |
|-------|-------|--------------|------|--------------|-----|
| WT | 1 | Jason STOMPS | SR-4 | 21.55m 70-8½ | 10 |
| | 4 | Aaron FALK | SR-4 | 20.75m 68-1 | 5 |

Team Total 15

10 Indiana (Pa.)

| Event | Place | Athlete | Yr | Mark | Pts |
|-------|-------|---------------|------|-------------|-----|
| LJ | 1 | Nafee HARRIS | JR-3 | 7.80m 25-7¼ | 10 |
| HJ | 4 | Leander TONEY | JR-3 | 2.12m 6-11½ | 5 |

Team Total 15

10 Johnson C. Smith

| Event | Place | Athlete | Yr | Mark | Pts |
|-------|-------|--|------|---------|-----|
| 400m | 2 | Leford GREEN | JR-3 | 46.67 | 8 |
| 4x400 | 4 | Winston Brown, Richard Harkness, Jamille Callum, Leford Green | | 3:14.43 | 5 |

| | | | | | |
|------|---|---------------|------|------|---|
| H60m | 7 | Andre COLLINS | SO-2 | 8.10 | 2 |
|------|---|---------------|------|------|---|

Team Total 15

13 Tiffin

| Event | Place | Athlete | Yr | Mark | Pts |
|-------|-------|---|----|---------|-----|
| 4x400 | 3 | Deven Kenne, Dominic Colvin, Justin Ware, Anthony Thomas | | 3:13.54 | 6 |

| | | | | | |
|------|---|----------------|------|-------|---|
| 200m | 5 | Anthony THOMAS | SR-4 | 21.54 | 4 |
|------|---|----------------|------|-------|---|

| | | | | | |
|------|---|-------------|------|-------|---|
| 400m | 7 | Justin WARE | JR-3 | 48.74 | 2 |
|------|---|-------------|------|-------|---|

| | | | | | |
|------|---|------------|------|-------|---|
| HEPT | 8 | Dan SNYDER | SR-4 | 4,980 | 1 |
|------|---|------------|------|-------|---|

Team Total 13

14 American International

| Event | Place | Athlete | Yr | Mark | Pts |
|-------|-------|---|------|-------------|-----|
| HJ | 2 | Noel JAMES | FR-1 | 2.12m 6-11¼ | 8 |
| 5000m | 8 | Glarius ROP | FR-1 | 14:54.95 | 1 |
| 4x400 | 8 | Emmanuel Jean, Emile Barnett, Carlton Wildman, Dominic Smith | | 3:15.23 | 1 |

Team Total 10

14 Findlay

| Event | Place | Athlete | Yr | Mark | Pts |
|-------|-------|---|------|---------|-----|
| 400m | 5 | Curtis SMITHEY | SO-2 | 47.59 | 4 |
| 4x400 | 6 | Greg Schaible, Curtis Smithey, Lyndon Johnson, Simon Bernard | | 3:15.09 | 3 |

| | | | | | |
|----|---|----------------|------|-------------|---|
| SP | 6 | Derrick VICARS | SO-2 | 17.55m 57-7 | 3 |
|----|---|----------------|------|-------------|---|

Team Total 10

14 Kentucky State

| Event | Place | Athlete | Yr | Mark | Pts |
|-------|-------|----------------|------|-------|-----|
| 60m | 4 | Jamaree GORDON | JR-3 | 6.82 | 5 |
| 200m | 4 | Jamaree GORDON | JR-3 | 21.53 | 5 |

Team Total 10

14 Missouri Southern

| Event | Place | Athlete | Yr | Mark | Pts |
|-------|-------|--|----|---------|-----|
| DMR | 2 | Aki Nummela, Kevin Wright, Dustin Dixon, Brennan Benkert | | 9:54.97 | 8 |

| | | | | | |
|------|---|-----------------|------|---------|---|
| Mile | 7 | Brennan BENKERT | SR-4 | 4:12.05 | 2 |
|------|---|-----------------|------|---------|---|

Team Total 10

14 Western Washington

| Event | Place | Athlete | Yr | Mark | Pts |
|-------|-------|------------|------|-------------|-----|
| PV | 1 | Ryan BROWN | JR-3 | 5.16m 16-11 | 10 |

Team Total 10

19 Southern Connecticut

| Event | Place | Athlete | Yr | Mark | Pts |
|-------|-------|------------------|------|--------------|-----|
| PV | 4 | Ryan WHITEHEAD | SR-4 | 5.06m 16-7¼ | 5 |
| 800m | 6 | Selasi LUMAX | SO-2 | 1:52.94 | 3 |
| TJ | 8 | Diwani AUGUSTINE | SR-4 | 14.97m 49-1½ | 1 |

Team Total 9

20 Bemidji State

| Event | Place | Athlete | Yr | Mark | Pts |
|-------|-------|------------|------|-------|-----|
| HEPT | 2 | Zac PREBLE | SR-4 | 5,294 | 8 |

Team Total 8

20 Neb.-Kearney

| Event | Place | Athlete | Yr | Mark | Pts |
|-------|-------|------------|------|-------------|-----|
| SP | 2 | Dane TOBEY | SR-4 | 18.59m 61-0 | 8 |

Team Total 8

20 Northwest Missouri

| Event | Place | Athlete | Yr | Mark | Pts |
|-------|-------|------------|------|--------------|-----|
| SP | 4 | Ben MCKIM | SR-4 | 18.26m 59-11 | 5 |
| H60m | 6 | Tyler SHAW | SO-2 | 8.08 | 3 |

Team Total 8

20 Queens (N.C.)

| Event | Place | Athlete | Yr | Mark | Pts |
|-------|-------|---------------|------|---------|-----|
| 800m | 2 | Nelson MWANGI | SR-4 | 1:51.72 | 8 |

Team Total 8

24 Colorado Mines

| Event | Place | Athlete | Yr | Mark | Pts |
|-------|-------|---|----|----------|-----|
| DMR | 5 | Ben Zywicki, Ryan Hanley, Russell Drummond, Mack McClain | | 10:01.97 | 4 |

| | | | | | |
|------|---|-------------|------|---------|---|
| Mile | 6 | Mack MCLAIN | SO-2 | 4:11.24 | 3 |
|------|---|-------------|------|---------|---|

Team Total 7



USTFCCCA NCAA Division II National Team Rankings

2010 Indoor FINAL, NCAA Championship Summary

Men

24 Saginaw Valley State

| Event | Place | Athlete | Yr | Mark | Pts |
|-------|-------|------------------|------|---------|-----|
| 800m | 4 | Tony FILIPEK | SR-4 | 1:51.89 | 5 |
| | 7 | Charlie RICHARDS | SR-4 | 1:52.99 | 2 |

Team Total 7

24 UMass Lowell

| Event | Place | Athlete | Yr | Mark | Pts |
|-------|-------|---|------|---------|-----|
| 200m | 6 | Evan WHITE | FR-1 | 21.65 | 3 |
| 4x400 | 7 | Craig Bennett, Jeffrey Wundt, Donte Brown, Robert Liekweg | | 3:15.11 | 2 |

| | | | | | |
|------|---|---|------|----------|---|
| Mile | 8 | Angus MACDONALD | JR-3 | 4:15.04 | 1 |
| DMR | 8 | Angus MacDonald, Jeffrey Wundt, Daniel Wang, Tim Guerin | | 10:15.51 | 1 |

Team Total 7

27 Metro State

| Event | Place | Athlete | Yr | Mark | Pts |
|-------|-------|---|----|---------|-----|
| DMR | 3 | Nathan Newland, Anthony Luna, Carl Arnold III, Rick Bogatay | | 9:55.67 | 6 |

Team Total 6

27 Stonehill

| Event | Place | Athlete | Yr | Mark | Pts |
|-------|-------|--------------|------|-------------|-----|
| HJ | 3 | Corey THOMAS | FR-1 | 2.12m 6-11½ | 6 |

Team Total 6

29 California (Pa.)

| Event | Place | Athlete | Yr | Mark | Pts |
|-------|-------|-------------|------|------|-----|
| H60m | 4 | Brice MYERS | JR-3 | 7.98 | 5 |

Team Total 5

29 East Stroudsburg

| Event | Place | Athlete | Yr | Mark | Pts |
|-------|-------|--------------|------|-------|-----|
| 400m | 4 | Negus GRAHAM | JR-3 | 47.37 | 5 |

Team Total 5

29 Grand Valley State

| Event | Place | Athlete | Yr | Mark | Pts |
|-------|-------|----------------|------|--------------|-----|
| PV | 5 | Matt GORDENEER | SR-4 | 4.96m 16-3¼ | 4 |
| SP | 8 | Matt ARMSTRONG | SO-2 | 17.47m 57-3¼ | 1 |

Team Total 5

29 Lake Superior State

| Event | Place | Athlete | Yr | Mark | Pts |
|-------|-------|----------------|------|--------------|-----|
| TJ | 4 | Jonathon ALLEN | JR-3 | 15.45m 50-8¼ | 5 |

Team Total 5

29 Missouri S&T

| Event | Place | Athlete | Yr | Mark | Pts |
|-------|-------|----------------|------|-------------|-----|
| H60m | 5 | Terry ROBINSON | JR-3 | 8.02 | 4 |
| PV | 8 | Jared ANDERS | SR-4 | 4.76m 15-7¼ | 1 |

Team Total 5

29 Western State

| Event | Place | Athlete | Yr | Mark | Pts |
|-------|-------|---|----|---------|-----|
| DMR | 4 | Tyler Rasumussen, Andy Crook, Jerrett Swarr, Loren Ahonen | | 9:59.51 | 5 |

Team Total 5

35 Adelphi

| Event | Place | Athlete | Yr | Mark | Pts |
|-------|-------|---------------|------|-------|-----|
| 60m | 6 | Kevin DURANT | SR-4 | 6.90 | 3 |
| 400m | 8 | Mychael FABIO | SO-2 | 48.78 | 1 |

Team Total 4

35 Seton Hill

| Event | Place | Athlete | Yr | Mark | Pts |
|-------|-------|------------|------|---------|-----|
| 800m | 5 | Josh WILKS | JR-3 | 1:52.62 | 4 |

Team Total 4

35 Shippensburg

| Event | Place | Athlete | Yr | Mark | Pts |
|-------|-------|--------------|------|-------|-----|
| HEPT | 5 | Don GRAYBILL | SR-4 | 5,072 | 4 |

Team Total 4

38 Ferris State

| Event | Place | Athlete | Yr | Mark | Pts |
|-------|-------|------------|------|-------------|-----|
| PV | 6 | Greg BURNS | SR-4 | 4.96m 16-3¼ | 3 |

Team Total 3

39 Saint Paul's

| Event | Place | Athlete | Yr | Mark | Pts |
|-------|-------|--------------|------|-------------|-----|
| HJ | 6 | Maurice HALL | JR-3 | 2.09m 6-10¼ | 2.5 |

Team Total 2.5

40 Kutztown

| Event | Place | Athlete | Yr | Mark | Pts |
|-------|-------|----------------|------|--------------|-----|
| PV | 7 | William HODGES | SR-4 | 4.86m 15-11¼ | 2 |

Team Total 2

40 Lewis

| Event | Place | Athlete | Yr | Mark | Pts |
|-------|-------|--------------|------|--------------|-----|
| SP | 7 | Scott BARNAS | SR-4 | 17.53m 57-6¼ | 2 |

Team Total 2

40 Northern State

| Event | Place | Athlete | Yr | Mark | Pts |
|-------|-------|-----------------|------|------------|-----|
| LJ | 7 | Calvin MCGRUDER | JR-3 | 7.03m 23-¾ | 2 |

Team Total 2



40 Texas A&M-Kingsville

| Event | Place | Athlete | Yr | Mark | Pts |
|-------|-------|-----------|------|--------------|-----|
| TJ | 7 | CJ GRIGGS | FR-1 | 15.03m 49-3¼ | 2 |

Team Total 2

44 Bowie State

| Event | Place | Athlete | Yr | Mark | Pts |
|-------|-------|---------------|------|-------------|-----|
| HJ | 8 | Aaron JOHNSON | SR-4 | 2.09m 6-10¼ | 1 |

Team Total 1

44 Mars Hill

| Event | Place | Athlete | Yr | Mark | Pts |
|-------|-------|----------------|------|------|-----|
| H60m | 8 | Frankie WATERS | JR-3 | 8.13 | 1 |

Team Total 1

44 Northwood (Mich.)

| Event | Place | Athlete | Yr | Mark | Pts |
|-------|-------|-------------|------|------|-----|
| 60m | 8 | Will FULTON | SR-4 | 7.02 | 1 |

Team Total 1

44 West Chester

| Event | Place | Athlete | Yr | Mark | Pts |
|-------|-------|-----------------|------|------------|-----|
| U | 8 | Leighon JOHNSON | SR-4 | 7.02m 23-¼ | 1 |


Team Total 1





USTFCCCA NCAA Division II National Team Rankings


2010 Indoor FINAL, NCAA Championship Summary


Women


| 1  Lincoln (Mo.) | | | | | | |
|---|-------|--|------|---------|------|-----------|
| Event | Place | Athlete | Yr | Mark | | Pts |
| 60m | 1 | Semoy HACKETT | SO-2 | 7.24 | | 10 |
| 200m | 1 | Semoy HACKETT | SO-2 | 23.32 | | 10 |
| 4x400 | 1 | Michelle Cumberbatch, Nyoka Cole, Yanique Haye, Keniesha Jones | | 3:40.98 | | 10 |
| LJ | 2 | Racquel ANDERSON | SR-4 | 6.02m | 19-9 | 8 |
| 60m | 3 | Janika MARTELL | SR-4 | 7.38 | | 6 |
| 400m | 4 | Nyoka COLE | SO-2 | 55.36 | | 5 |
| 200m | 6 | Nyoka COLE | SO-2 | 23.92 | | 3 |
| 400m | 7 | Yanique HAYE | FR-1 | 55.94 | | 2 |
| 200m | 8 | Janika MARTELL | SR-4 | 24.48 | | 1 |
| 400m | 8 | Michelle CUMBERBATCH | FR-1 | 56.35 | | 1 |
| Team Total | | | | | | 56 |


| 2  Ashland | | | | | | |
|---|-------|---------------|------|--------|-------|-----------|
| Event | Place | Athlete | Yr | Mark | | Pts |
| 400m | 1 | Steph TINNEY | JR-3 | 54.73 | | 10 |
| HJ | 1 | Abby KACSANDI | JR-3 | 1.77m | 5-9½ | 10 |
| SP | 1 | Kelly ASH | SO-2 | 15.57m | 51-1 | 10 |
| WT | 2 | Tara COOPER | JR-3 | 19.03m | 62-5½ | 8 |
| PENT | 4 | Lisa ROTH | JR-3 | 3,726 | | 5 |
| WT | 5 | Kelly ASH | SO-2 | 18.16m | 59-7 | 4 |
| Team Total | | | | | | 47 |

| 2  Grand Valley State | | | | | | |
|--|-------|--|------|----------|-------|-----------|
| Event | Place | Athlete | Yr | Mark | | Pts |
| 800m | 2 | Chanelle CALDWELL | SO-2 | 2:08.87 | | 8 |
| Mile | 2 | Monica KINNEY | SO-2 | 4:50.48 | | 8 |
| WT | 3 | Liz MURPHY | FR-1 | 18.87m | 61-11 | 6 |
| DMR | 4 | Monica Kinney, Kayla Vallar, Lauren Bergstrom, Karie McDonald | | 11:54.02 | | 5 |
| HJ | 4 | Maegan DOYEN | SR-4 | 1.74m | 5-8½ | 5 |
| H60m | 5 | Candice WHEAT | SR-4 | 8.36 | | 4 |
| PV | 5 | Jocelyn KUKSA | SO-2 | 3.81m | 12-6 | 4 |
| 4x400 | 6 | Chanelle Caldwell, Kayla Vallar, Danielle Fonseca, Candice Wheat | | 3:49.28 | | 3 |
| 800m | 7 | Lauren BERGSTROM | SR-4 | 2:13.22 | | 2 |
| SP | 7 | Lauren BURESH | SO-2 | 14.56m | 47-9¼ | 2 |
| Team Total | | | | | | 47 |

| 4  Neb.-Omaha | | | | | | |
|--|-------|--|------|---------|-------|-----------|
| Event | Place | Athlete | Yr | Mark | | Pts |
| 800m | 1 | Anja PUC | JR-3 | 2:07.14 | | 10 |
| TJ | 1 | Nkeiruka DOMIKE | JR-3 | 12.86m | 42-2¼ | 10 |
| 4x400 | 3 | Maja Mihalinec, Anja Puc, Kaya Koepke, Shannon Moore | | 3:45.84 | | 6 |
| SP | 3 | Heather MINNSEN | JR-3 | 14.97m | 49-1½ | 6 |
| PENT | 3 | Shannon MOORE | SR-4 | 3,923 | | 6 |
| 400m | 5 | Kayla KOEPKE | JR-3 | 55.64 | | 4 |
| 60m | 7 | Maja MIHALINEC | SO-2 | 7.58 | | 2 |
| H60m | 8 | Shannon MOORE | SR-4 | 8.86 | | 1 |
| Team Total | | | | | | 45 |

| 5  Adams State | | | | | | |
|---|-------|--|------|----------|--|-----------|
| Event | Place | Athlete | Yr | Mark | | Pts |
| H60m | 1 | Indira SPENCE | SO-2 | 8.05 | | 10 |
| 200m | 2 | Indira SPENCE | SO-2 | 23.61 | | 8 |
| 800m | 3 | Sofia MONROE | SR-4 | 2:12.06 | | 6 |
| DMR | 3 | Cassie Mitchell, Lindsay Grasmick, Sofia Monroe, Alicia Nelson | | 11:51.14 | | 6 |
| Mile | 5 | Alicia NELSON | FR-1 | 4:57.81 | | 4 |
| | 6 | Cassie MITCHELL | SO-2 | 4:58.63 | | 3 |
| PENT | 8 | Amanda DOYLE | SR-4 | 3,551 | | 1 |
| Team Total | | | | | | 38 |

| 6  Saint Augustine's | | | | | | |
|---|-------|--|------|---------|-------|-----------|
| Event | Place | Athlete | Yr | Mark | | Pts |
| 60m | 2 | Barbara PIERRE | SR-4 | 7.28 | | 8 |
| 4x400 | 2 | Angelique Smith, Barbara Pierre, Shenna Johns, Kyra Mobley | | 3:41.50 | | 8 |
| 200m | 3 | Barbara PIERRE | SR-4 | 23.82 | | 6 |
| 400m | 6 | Angelique SMITH | SO-2 | 55.68 | | 3 |
| 200m | 7 | Angelique SMITH | SO-2 | 24.04 | | 2 |
| TJ | 7 | Kirsten FIELDS | JR-3 | 12.07m | 39-7¼ | 2 |
| Team Total | | | | | | 29 |


| 7  Seattle Pacific | | | | | | |
|---|-------|---|------|----------|--|-----------|
| Event | Place | Athlete | Yr | Mark | | Pts |
| Mile | 1 | Jessica PIXLER | SR-4 | 4:46.42 | | 10 |
| DMR | 1 | Jane Larson, Jenifer Pike, Lisa Anderberg, Jessica Pixler | | 11:29.88 | | 10 |
| Mile | 3 | Jane LARSON | SR-4 | 4:50.74 | | 6 |
| Team Total | | | | | | 26 |




USTFCCCA NCAA Division II National Team Rankings

2010 Indoor FINAL, NCAA Championship Summary


Women

8  **Johnson C. Smith**


| Event | Place | Athlete | Yr | Mark | Pts |
|-------------------|-------|---|------|---------|-----------|
| H60m | 2 | Shermaine WILLIAMS | JR-3 | 8.08 | 8 |
| | 3 | Rosemarie CARTY | SO-2 | 8.27 | 6 |
| 200m | 4 | Shermaine WILLIAMS | JR-3 | 23.83 | 5 |
| 4x400 | 5 | Xahnn-Georgia Reid, Shermaine Williams, Rosemarie Carty, Nikke Boston | | 3:49.22 | 4 |
| Team Total | | | | | 23 |

9  **St. Cloud State**


| Event | Place | Athlete | Yr | Mark | Pts | |
|-------------------|-------|------------------|------|--------|-----------|---|
| PENT | 1 | Heather MILLER | SR-4 | 3,993 | 10 | |
| LJ | 4 | Heather MILLER | SR-4 | 5.82m | 19-1¼ | 5 |
| TJ | 5 | Heather MILLER | SR-4 | 12.15m | 39-10½ | 4 |
| HJ | 6 | Danielle LUHMANN | SO-2 | 1.71m | 5-7¼ | 3 |
| Team Total | | | | | 22 | |

10  **Missouri Southern**


| Event | Place | Athlete | Yr | Mark | Pts | |
|-------------------|-------|---|------|----------|-------------|-----|
| TJ | 4 | Channell LLOYD | SR-4 | 12.32m | 40-5 | 5 |
| SP | 4 | Nicole GREEN | SO-2 | 14.87m | 48-9½ | 5 |
| DMR | 5 | Ashley Bunch, Cyarra Prince, Carita Riutta, Courtney Waltbillig | | 11:58.91 | 4 | |
| 5000m | 6 | Kimi SHANK | SR-4 | 17:26.49 | 3 | |
| PV | 6 | Ciara LIPSEY | SR-4 | 3.71m | 12-2 | 2.5 |
| WT | 7 | Emilie MIESELER | SR-4 | 17.80m | 58-4¼ | 2 |
| Team Total | | | | | 21.5 | |

11  **Fort Hays State**


| Event | Place | Athlete | Yr | Mark | Pts | |
|-------------------|-------|----------------|------|--------|-----------|----|
| LJ | 1 | Darcie SCHMITZ | JR-3 | 6.03m | 19-9½ | 10 |
| TJ | 2 | Darcie SCHMITZ | JR-3 | 12.52m | 41-1 | 8 |
| Team Total | | | | | 18 | |

11  **Shippensburg**


| Event | Place | Athlete | Yr | Mark | Pts |
|-------------------|-------|--|------|----------|-----------|
| 5000m | 1 | Neely SPENCE | SO-2 | 17:19.98 | 10 |
| DMR | 2 | Mary Dell, Shannon Hare, Abigail Huber, Neely Spence | | 11:31.29 | 8 |
| Team Total | | | | | 18 |

13  **Central Missouri**


| Event | Place | Athlete | Yr | Mark | Pts | |
|-------------------|-------|----------------|------|--------|-----------|---|
| PENT | 2 | Lindsay LETTOW | SO-2 | 3,924 | 8 | |
| SP | 5 | Kayla MUYSKENS | JR-3 | 14.76m | 48-5¼ | 4 |
| H60m | 7 | Lindsay LETTOW | SO-2 | 8.75 | 2 | |
| Team Total | | | | | 14 | |

14  **Abilene Christian**


| Event | Place | Athlete | Yr | Mark | Pts | |
|-------------------|-------|-----------------|------|-------|-----------|---|
| 60m | 4 | Wanda HUTSON | SR-4 | 7.45 | 5 | |
| PV | 4 | Jessica BLAIR | SR-4 | 3.91m | 12-10 | 5 |
| PENT | 6 | Jessica WITHROW | SR-4 | 3,677 | 3 | |
| Team Total | | | | | 13 | |

14  **Truman State**


| Event | Place | Athlete | Yr | Mark | Pts | |
|-------------------|-------|------------------|------|--------|-----------|----|
| PV | 1 | Katrina BIERMANN | SR-4 | 4.01m | 13-1¼ | 10 |
| TJ | 6 | Katrina BIERMANN | SR-4 | 12.09m | 39-8 | 3 |
| Team Total | | | | | 13 | |

16  **Queens (N.C.)**


| Event | Place | Athlete | Yr | Mark | Pts |
|-------------------|-------|-----------------|------|----------|-----------|
| 5000m | 2 | Tanya ZEFERJAHN | SR-4 | 17:21.42 | 8 |
| | 5 | Meagan NEDLO | SR-4 | 17:26.39 | 4 |
| Team Total | | | | | 12 |

16  **Western Washington**


| Event | Place | Athlete | Yr | Mark | Pts |
|-------------------|-------|---|------|----------|-----------|
| 5000m | 4 | Sarah PORTER | JR-3 | 17:26.05 | 5 |
| 4x400 | 4 | Ellie Siler, Michelle Howe, Megan O'Connell, Sarah Brownell | | 3:48.67 | 5 |
| DMR | 7 | Sarah Porter, Megan O'Connell, Rachel Johnson, Courtney Olsen | | 12:02.32 | 2 |
| Team Total | | | | | 12 |

18  **Emporia State**


| Event | Place | Athlete | Yr | Mark | Pts | |
|-------------------|-------|-------------------|------|--------|-----------|---|
| HJ | 2 | Jennifer ROBINSON | SR-4 | 1.74m | 5-8½ | 7 |
| LJ | 6 | Brooke KENT | SR-4 | 5.69m | 18-8 | 3 |
| TJ | 8 | Brooke KENT | SR-4 | 12.03m | 39-5¼ | 1 |
| Team Total | | | | | 11 | |

18  **Minnesota State**

| Event | Place | Athlete | Yr | Mark | Pts | |
|-------------------|-------|--------------------|------|-------|-----------|---|
| PV | 2 | Lauren STELTEN | JR-3 | 4.01m | 13-1¼ | 8 |
| 60m | 6 | Brittany HENDERSON | SR-4 | 7.52 | | 3 |
| Team Total | | | | | 11 | |

20  **Findlay**

| Event | Place | Athlete | Yr | Mark | Pts |
|-------------------|-------|--------------------|------|---------|-----------|
| 800m | 4 | Stephanie CHARNIGO | SR-4 | 2:12.55 | 5 |
| H60m | 4 | Raven CLAY | SO-2 | 8.34 | 5 |
| Team Total | | | | | 10 |

20  **Northern State**

| Event | Place | Athlete | Yr | Mark | Pts | |
|-------------------|-------|---------------|------|--------|-----------|----|
| WT | 1 | Amanda MADDEN | SR-4 | 19.81m | 65-0 | 10 |
| Team Total | | | | | 10 | |



USTFCCCA NCAA Division II National Team Rankings

2010 Indoor FINAL, NCAA Championship Summary

Women

22 UMass Lowell

| Event | Place | Athlete | Yr | Mark | Pts |
|-------|-------|----------------|------|--------------|-----|
| SP | 2 | Jacqui BARRETT | SR-4 | 15.04m 49-4½ | 8 |
| 800m | 8 | Haley CATARIUS | SR-4 | 2:13.28 | 1 |

Team Total 9

23 Bemidji State

| Event | Place | Athlete | Yr | Mark | Pts |
|-------|-------|----------------|------|-------|-----|
| 400m | 2 | Kristi BUERKLE | JR-3 | 55.00 | 8 |

Team Total 8

23 Hillsdale

| Event | Place | Athlete | Yr | Mark | Pts |
|-------|-------|---|------|-------------|-----|
| WT | 4 | Kathy DIRKSEN | SO-2 | 18.41m 60-5 | 5 |
| 4x400 | 7 | Jazmin Williams, Erin Benjamin, Kayla Caldwell, Marta Scheiwe | | 3:51.56 | 2 |
| PV | 8 | Kayla CALDWELL | FR-1 | 3.71m 12-2 | 1 |

Team Total 8

23 Indiana (Pa.)

| Event | Place | Athlete | Yr | Mark | Pts |
|-------|-------|-----------------|------|-------------|-----|
| LJ | 3 | Brianna LIEBOLD | JR-3 | 5.85m 19-2½ | 6 |
| | 7 | Laurie AJAVON | FR-1 | 5.68m 18-7¾ | 2 |

Team Total 8

23 New Mexico Highlands

| Event | Place | Athlete | Yr | Mark | Pts |
|-------|-------|----------------|------|---------------|-----|
| TJ | 3 | Angella GRAHAM | JR-3 | 12.45m 40-10¼ | 6 |
| PENT | 7 | Angella GRAHAM | JR-3 | 3,674 | 2 |

Team Total 8

23 Pittsburg State

| Event | Place | Athlete | Yr | Mark | Pts |
|-------|-------|----------------|------|--------------|-----|
| 60m | 5 | Rosalyn NELSON | JR-3 | 7.50 | 4 |
| SP | 6 | Heidi SMITH | SO-2 | 14.74m 48-4½ | 3 |
| HJ | 8 | Gretchen CLARK | JR-3 | 1.68m 5-6 | 1 |

Team Total 8

23 Winona State

| Event | Place | Athlete | Yr | Mark | Pts |
|-------|-------|---------------|------|---------------|-----|
| 400m | 3 | Kelly SHAW | FR-1 | 55.05 | 6 |
| SP | 8 | Mary THEISEN | FR-1 | 14.31m 46-11½ | 1 |
| WT | 8 | Rebecca STIER | JR-3 | 17.68m 58-¾ | 1 |

Team Total 8

29 Augustana (S.D.)

| Event | Place | Athlete | Yr | Mark | Pts |
|-------|-------|---|------|----------|-----|
| 800m | 5 | Cecilie UDSTUEN | FR-1 | 2:12.86 | 4 |
| DMR | 6 | Linn Nilsson, Bobbi Jo Buyck, Cecilie Udstuen, Caitlin Polgreen | | 11:59.87 | 3 |

Team Total 7

29 East Stroudsburg

| Event | Place | Athlete | Yr | Mark | Pts |
|-------|-------|------------|------|------------|-----|
| HJ | 2 | Lynn MAYER | JR-3 | 1.74m 5-8¾ | 7 |

Team Total 7

31 Mansfield

| Event | Place | Athlete | Yr | Mark | Pts |
|-------|-------|----------------|------|----------|-----|
| 5000m | 3 | Brenae EDWARDS | JR-3 | 17:25.48 | 6 |

Team Total 6

31 Slippery Rock

| Event | Place | Athlete | Yr | Mark | Pts |
|-------|-------|-----------------|------|-------------|-----|
| PV | 3 | Jennifer HANSEN | SR-4 | 3.91m 12-10 | 6 |

Team Total 6

31 Southern Connecticut

| Event | Place | Athlete | Yr | Mark | Pts |
|-------|-------|----------------|------|---------|-----|
| 800m | 6 | Danielle MOORE | SR-4 | 2:12.93 | 3 |
| H60m | 6 | Letecia TAYLOR | SR-4 | 8.68 | 3 |

Team Total 6

34 Mesa State

| Event | Place | Athlete | Yr | Mark | Pts |
|-------|-------|---------------|------|---------|-----|
| Mile | 4 | Alexis SKARDA | SO-2 | 4:52.09 | 5 |

Team Total 5

35 Colorado Mines

| Event | Place | Athlete | Yr | Mark | Pts |
|-------|-------|---|------|----------|-----|
| 5000m | 7 | Marie PATTON | SO-2 | 17:26.52 | 2 |
| 60m | 8 | Kiera BENSON | JR-3 | 7.67 | 1 |
| DMR | 8 | Briana Suppes, Kristen Rinedollar, Hilary Hurst, Marie Patton | | 12:05.16 | 1 |

Team Total 4

35 New Haven

| Event | Place | Athlete | Yr | Mark | Pts |
|-------|-------|---------------|------|-------|-----|
| 200m | 5 | Shannon GAGNE | JR-3 | 23.89 | 4 |

Team Total 4

35 Northwest Missouri

| Event | Place | Athlete | Yr | Mark | Pts |
|-------|-------|-----------------|------|-------|-----|
| PENT | 5 | Emily CHURCHMAN | SR-4 | 3,704 | 4 |

Team Total 4

35 Saint Joseph's (Ind.)

| Event | Place | Athlete | Yr | Mark | Pts |
|-------|-------|---------------|------|------------|-----|
| HJ | 5 | Melissa BUCHE | JR-3 | 1.71m 5-7¼ | 4 |

Team Total 4



USTFCCCA NCAA Division II National Team Rankings

2010 Indoor FINAL, NCAA Championship Summary

Women

35 U. of Mary

| Event | Place | Athlete | Yr | Mark | Pts |
|----------|-------|----------------|------|------------|-----|
| U | 5 | Melissa WALKER | FR-1 | 5.71m 18-9 | 4 |

Team Total 4

40 Lewis

| Event | Place | Athlete | Yr | Mark | Pts |
|-----------|-------|----------------|------|-------------|-----|
| HJ | 7 | Samantha LINCK | JR-3 | 1.71m 5-7½ | 2 |
| U | 8 | Ashley BUTLER | SR-4 | 5.60m 18-4½ | 1 |

Team Total 3

40 Northwood (Mich.)

| Event | Place | Athlete | Yr | Mark | Pts |
|-----------|-------|-----------------|------|-------------|-----|
| WT | 6 | Kristin CAMERON | SO-2 | 17.88m 58-8 | 3 |

Team Total 3

42 Cal State Stanislaus

| Event | Place | Athlete | Yr | Mark | Pts |
|-----------|-------|------------------|------|------------|-----|
| PV | 6 | Annie BURLINGHAM | SR-4 | 3.71m 12-2 | 2.5 |

Team Total 2.5

43 MSU Moorhead

| Event | Place | Athlete | Yr | Mark | Pts |
|-------------|-------|----------------|------|---------|-----|
| Mile | 7 | Anna VANWECHEL | JR-3 | 4:58.69 | 2 |

Team Total 2

44 Cal State LA

| Event | Place | Athlete | Yr | Mark | Pts |
|--------------|-------|---|----|---------|-----|
| 4x400 | 8 | Brittany Manuel, Shianne Smith, Jennifer Shoate, Moriah Jubrey | | 3:51.80 | 1 |

Team Total 1

44 Minn.-Duluth

| Event | Place | Athlete | Yr | Mark | Pts |
|--------------|-------|--------------|------|----------|-----|
| 5000m | 8 | Morgan PLACE | SO-2 | 17:28.72 | 1 |

Team Total 1

44 Southern Indiana

| Event | Place | Athlete | Yr | Mark | Pts |
|-------------|-------|----------------|------|---------|-----|
| Mile | 8 | Mary BALLINGER | SR-4 | 5:00.30 | 1 |

Team Total 1