



2010 Indoor, Week #2

Only those regionally ranked in top 20 are shown

MEN - Atlantic

1

Saint Augustine's

Central Intercollegiate Athletic Association

unch

I

Event	Rank	Athlete	Yr	Mark	Date	Pl. Pts.	Bonus	TOTAL
▶ 60m	1	Ramon GITTENS	JR-3	6.77	1/8	20	3.04	23.04
▶ 60m	2	Josh SCOTT	JR-3	6.81	12/5	18	2.38	20.38
▶ 60m	5	Sean STUART	FR-1	6.87	1/29	12	1.41	13.41
▶ 60m	8	Kelly FISHER	SO-2	6.89	1/29	7	1.15	8.15
▶ 60m	12	Richard BOONE	SR-4	6.94	1/8	3	0.62	3.62
▶ 200m	1	Josh SCOTT	JR-3	21.30	1/29	20	4.50	24.50
▶ 200m	4	Richard BOONE	SR-4	21.86	12/5	14	2.11	16.11
▶ 200m	8	Ramon GITTENS	JR-3	22.28	12/5	7	0.73	7.73
▶ 200m	16	Kelly FISHER	SO-2	22.43	1/22	0.8	0.33	1.13
▶ 200m	19	Sean STUART	FR-1	22.55	1/22	0.5	0.07	0.57
▶ 400m	1	ANTONIO ABNEY	JR-3	47.52	1/29	20	3.96	23.96
▶ 400m	2	Josh SCOTT	JR-3	47.61	1/22	18	3.79	21.79
▶ 800m	1	George SMITH	JR-3	1:52.46	1/22	20	4.02	24.02
▶ 800m	4	Johnny SHUPING	SR-4	1:55.32	12/5	14	1.54	15.54
▶ 800m	9	Aaron DUDLEY	FR-1	1:55.88	1/29	6	1.07	7.07
▶ Mile	6	George SMITH	JR-3	4:16.90	1/22	10	1.34	11.34
▶ Mile	7	Johnny SHUPING	SR-4	4:17.17	12/5	8	1.28	9.28
▶ H60m	1	Jason BOYD	SO-2	8.00	1/29	20	3.28	23.28
▶ H60m	6	STEVE SIMEUS	SR-4	8.14	1/23	10	1.99	11.99
▶ H60m	7	Ronnie GRIFFITH	SO-2	8.26	1/8	8	1.12	9.12
▶ H60m	11	DeAngelo SCALES	FR-1	8.40	12/5	4	0.41	4.41
▶ H60m	15	Marcus DORSEY	FR-1	8.48	1/29	0.9	0.18	1.08
▶ 4x400	1	Abney, Boone, Boyd, Scott		3:10.73	1/29	20	7.27	27.27
▶ HJ	2	Christopher COPELAND	SO-2	2.09m	6-10½	18	2.70	20.70
▶ HJ	6	Orolando DUFFUS	JR-3	2.04m	6-8½	10	1.62	11.62
▶ HJ	20	Michael WILLIAMS	SR-4	1.88m	6-2	0.45	0.00	0.45
▶ LJ	2	BRANDON QUARLES	SR-4	7.32m	24-¾	18	3.34	21.34
▶ LJ	3	Orolando DUFFUS	JR-3	7.13m	23-4¾	16	1.89	17.89
▶ LJ	12	Michael WILLIAMS	SR-4	6.81m	22-4¾	3	0.31	3.31
▶ TJ	1	BRANDON QUARLES	SR-4	15.84m	51-11½	20	4.35	24.35
▶ TJ	2	Orolando DUFFUS	JR-3	15.44m	50-8	18	3.31	21.31
▶ TJ	3	Jamal CUMBERBATCH	SR-4	15.05m	49-4¾	16	2.29	18.29
▶ TJ	17	DeAngelo SCALES	FR-1	13.42m	44-¾	0.7	0.00	0.70
Team Total								449.55

2

Lock Haven

Pennsylvania State Athletic Conference

unch

I

Event	Rank	Athlete	Yr	Mark	Date	Pl. Pts.	Bonus	TOTAL
▶ 60m	9	Greg MOCK	SR-4	6.90	1/16	6	1.05	7.05
▶ 60m	20	Chris CHURCH	SO-2	7.05	1/22	0.45	0.00	0.45
▶ 200m	11	Greg MOCK	SR-4	22.33	12/4	4	0.60	4.60
▶ 400m	7	Chris JONES	SO-2	49.24	1/16	8	1.00	9.00
▶ 400m	11	Steve ROBERTS	SO-2	49.52	1/16	4	0.67	4.67
▶ 800m	10	Chris EDELMAN	SR-4	1:56.26	2/5	5	0.75	5.75
▶ 800m	16	Justin AMY	JR-3	1:57.34	2/5	0.8	0.25	1.05
▶ 800m	19	Brandon POMERANTZ	SR-4	1:57.43	1/22	0.5	0.22	0.72
▶ Mile	1	Nick HILTON	JR-3	4:12.64	1/29	20	2.69	22.69
▶ Mile	5	Brandon POMERANTZ	SR-4	4:15.89	1/29	12	1.66	13.66
▶ Mile	13	Nathan ZONDLO	SO-2	4:22.71	1/16	2	0.37	2.37
▶ Mile	19	Mitch MILLER	SO-2	4:24.25	1/29	0.5	0.22	0.72
▶ 5000	1	A.J. JOHNSON	JR-3	14:52.76	1/29	20	3.14	23.14
▶ 5000	2	Tim GETZ	JR-3	14:58.63	2/5	18	2.65	20.65
▶ 5000	3	Mitch MILLER	SO-2	15:02.59	2/5	16	2.31	18.31
▶ 5000	14	Mike GARRAWAY	FR-1	15:44.27	2/5	1	0.25	1.25
▶ 4x400	10	Jones, Daugherty, Roberts, Labelle		3:22.26	12/4	5	0.61	5.61
▶ DMR	3	Zondlo, Roberts, Pomerantz, Hilton		10:11.38	1/16	16	3.47	19.47
▶ HJ	8	Chris AMMANN	FR-1	2.00m	6-6¾	7	0.90	7.90
▶ PV	5	Jordan STONEBREAKER	FR-1	4.65m	15-3	12	1.83	13.83
▶ PV	20	Phillip LABELLE	JR-3	4.10m	13-5¾	0.45	0.00	0.45
▶ TJ	13	Chris AMMANN	FR-1	13.72m	45-¾	2	0.22	2.22
▶ SP	3	Tyler THOMAS	SO-2	15.04m	49-4¾	16	2.61	18.61
▶ SP	4	Logan WOLFE	SR-4	14.65m	48-¾	14	1.79	15.79
▶ SP	12	Randy SYLVIA	SR-4	13.50m	44-3¾	3	0.15	3.15
▶ WT	4	Randy SYLVIA	SR-4	16.87m	55-4¾	14	1.90	15.90
▶ WT	5	Tyler THOMAS	SO-2	16.68m	54-8¾	12	1.68	13.68
▶ WT	9	Chad YURCHICK	SR-4	15.57m	51-1	6	0.56	6.56
▶ WT	10	Logan WOLFE	SR-4	15.22m	49-11¾	5	0.35	5.35
▶ WT	17	Nathan LIPSI	SO-2	13.78m	45-2¾	2/5	0.7	0.70
▶ HEPT	4	Chris AMMANN	FR-1	4,582	1/29	14	3.32	17.32
▶ HEPT	5	Phillip LABELLE	JR-3	4,252	1/29	12	1.15	13.15
Team Total								299.20



2010 Indoor, Week #2

Only those regionally ranked in top 20 are shown

MEN - Atlantic

3		Shippensburg		▼ 1		21			
		RED RAIDERS		Pennsylvania State Athletic Conference					
Event	Rank	Athlete	Yr	Mark	Date	Pl. Pts.	Bonus	TOTAL	
▶ 60m	17	Dan SPEAKS	FR-1	7.00	12/4	0.7	0.21	0.91	
▶ 800m	3	Edward BUCK	SO-2	1:55.12	1/29	16	1.71	17.71	
▶ 800m	20	Pio MANDATO	SO-2	1:57.69	1/23	0.45	0.15	0.60	
▶ Mile	2	Edward BUCK	SO-2	4:13.46	2/5	18	2.43	20.43	
▶ Mile	3	Matt GILLETTE	FR-1	4:14.38	1/23	16	2.14	18.14	
▶ Mile	4	Stephen SCHELANDER	SO-2	4:15.76	2/5	14	1.70	15.70	
▶ Mile	8	Sean STETLER	JR-3	4:17.84	1/23	7	1.14	8.14	
▶ Mile	9	Joshua NEYHART	SR-4	4:18.49	2/5	6	1.01	7.01	
▶ Mile	11	Ethan RISSELL	JR-3	4:19.17	1/23	4	0.87	4.87	
▶ 5000	4	Ethan RISSELL	JR-3	15:06.04	1/29	14	2.03	16.03	
▶ 5000	7	Sean STETLER	JR-3	15:16.19	1/29	8	1.31	9.31	
▶ 5000	8	Dustin ADAMS	JR-3	15:18.54	1/23	7	1.18	8.18	
▶ 4x400	8	Raguz, Phillips, Line, Wolfe		3:21.60	2/5	7	0.87	7.87	
▶ DMR	1	Buck, Raguz, Neyhart, Gillette		9:58.71	2/5	20	4.71	24.71	
▶ HJ	11	Don GRAYBILL	SR-4	1.98m	6-6	12/4	4	0.54	4.54
▶ PV	1	Don GRAYBILL	SR-4	4.95m	16-2¾	2/5	20	3.51	23.51
▶ PV	7	Travis HAMMAKER	SO-2	4.50m	14-9	2/5	8	1.13	9.13
▶ PV	10	Andrew CAMPOLONGO	JR-3	4.35m	14-3¾	1/23	5	0.46	5.46
▶ PV	14	Greg OSMOLENSKI	SO-2	4.20m	13-9¾	1/23	1	0.10	1.10
▶ PV	14	Jim OSMOLENSKI	JR-3	4.20m	13-9¾	1/29	1	0.10	1.10
▶ LJ	9	Matthew TERRY	FR-1	6.94m	22-9¾	2/5	6	0.74	6.74
▶ LJ	14	Elijah TRUSTY	FR-1	6.76m	22-2¾	1/23	1	0.18	1.18
▶ LJ	14	Cody DEBOER	FR-1	6.76m	22-2¾	12/4	1	0.18	1.18
▶ LJ	18	John CLARK	SO-2	6.71m	22-¾	1/29	0.6	0.05	0.65
▶ TJ	7	Matthew TERRY	FR-1	14.44m	47-4¾	2/5	8	1.08	9.08
▶ TJ	19	Kyle DICKINSON	FR-1	13.38m	43-10¾	1/29	0.5	0.00	0.50
▶ SP	6	Steve D'ARCY	JR-3	14.34m	47-¾	1/29	10	1.24	11.24
▶ SP	9	Travis NYE	SO-2	14.07m	46-2	1/23	6	0.75	6.75
▶ SP	15	Tappah DINNALL	JR-3	13.38m	43-10¾	12/12	0.9	0.04	0.94
▶ WT	13	Tappah DINNALL	JR-3	14.87m	48-9¾	1/23	2	0.14	2.14
▶ WT	14	Travis NYE	SO-2	14.79m	48-6¾	1/23	1	0.09	1.09
▶ WT	20	Steve D'ARCY	JR-3	13.03m	42-9	1/23	0.45	0.00	0.45
▶ HEPT	1	Don GRAYBILL	SR-4	4,913	12/4	20	6.34	26.34	
▶ HEPT	7	Andrew CAMPOLONGO	JR-3	4,130	12/4	8	0.38	8.38	
Team Total								284.08	

4		East Stroudsburg		unch		18			
		WARRIORS		Pennsylvania State Athletic Conference					
Event	Rank	Athlete	Yr	Mark	Date	Pl. Pts.	Bonus	TOTAL	
▶ 200m	3	Chris REDDICK	SR-4	21.81	1/23	16	2.32	18.32	
▶ 200m	6	Ian MELHORN	SO-2	22.19	1/23	10	0.97	10.97	
▶ 200m	9	Andrew MCCLOSKEY	SR-4	22.30	1/30	6	0.68	6.68	
▶ 400m	4	Negus GRAHAM	JR-3	48.83	2/5	14	1.56	15.56	
▶ 400m	9	Chris REDDICK	SR-4	49.45	2/5	6	0.76	6.76	
▶ 400m	18	Greg PAMMER	JR-3	50.51	2/7	0.6	0.00	0.60	
▶ 5000	13	Greg LARIA	SO-2	15:35.01	2/7	2	0.49	2.49	
▶ H60m	3	Russell SMITH	SR-4	8.11	1/14	16	2.26	18.26	
▶ H60m	12	Kye SODEN	FR-1	8.43	1/14	3	0.33	3.33	
▶ H60m	13	Corey YOUNG	FR-1	8.44	1/23	2	0.30	2.30	
▶ 4x400	2	Graham, Melhorn, Pammer, Reddick		3:17.55	2/7	18	2.97	20.97	
▶ DMR	4	Saparito, Aldeen, Janssen, Fezza		10:12.45	2/5	14	3.37	17.37	
▶ HJ	13	Kye SODEN	FR-1	1.95m	6-4¾	12/4	2	0.27	2.27
▶ HJ	14	Dan JOHNSON	SO-2	1.94m	6-4¾	1/23	1	0.18	1.18
▶ HJ	20	Shane BURROWS	SR-4	1.88m	6-2	1/14	0.45	0.00	0.45
▶ PV	2	Matthew GALLUP	SR-4	4.90m	16-¾	1/22	18	3.17	21.17
▶ PV	13	Colin FEENEY	SR-4	4.34m	14-2¾	12/4	2	0.44	2.44
▶ PV	17	Shane BURROWS	SR-4	4.11m	13-5¾	2/7	0.7	0.00	0.70
▶ LJ	16	Drew MILLER	SR-4	6.72m	22-¾	2/7	0.8	0.07	0.87
▶ TJ	6	Drew MILLER	SR-4	14.72m	48-3¾	2/7	10	1.58	11.58
▶ TJ	12	Brandon HILLMAN	SO-2	13.76m	45-1¾	2/7	3	0.26	3.26
▶ SP	2	Paul WAGNER	SR-4	15.21m	49-11	2/7	18	3.06	21.06
▶ WT	1	Paul WAGNER	SR-4	19.39m	63-7¾	2/7	20	5.98	25.98
Team Total								216.82	



2010 Indoor, Week #2

Only those regionally ranked in top 20 are shown

MEN - Atlantic

5



Indiana (Pa.)

Pennsylvania State Athletic Conference

unch

11

Event	Rank	Athlete	Yr	Mark	Date	Pl. Pts.	Bonus	TOTAL	
▶ 60m	2	Hopeton BAILEY	SO-2	6.81	1/22	18	2.38	20.38	
▶ 60m	4	Kevin RAYMOND	SO-2	6.85	1/9	14	1.73	15.73	
▶ 60m	5	Tristan TAYLOR	SO-2	6.87	1/22	12	1.41	13.41	
▶ 60m	5	Nafee HARRIS	JR-3	6.87	1/22	12	1.41	13.41	
▶ 200m	2	Kevin RAYMOND	SO-2	21.77	12/11	18	2.49	20.49	
▶ 400m	3	Kevin RAYMOND	SO-2	48.46	2/5	16	2.22	18.22	
▶ Mile	14	Hillary MUGUN	FR-1	4:23.78	1/29	1	0.27	1.27	
▶ Mile	20	Josh JOSON	SO-2	4:25.15	1/29	0.45	0.13	0.58	
▶ H60m	18	Cameron MORSE	SO-2	8.63	1/22	0.6	0.00	0.60	
▶ 4x400	20	Bailey, Harris, Morse, Taylor		3:33.58	1/22	0.45	0.00	0.45	
▶ DMR	13	Joson, Wainwright, Havko, Keller		11:27.50	1/22	2	0.00	2.00	
▶ HJ	2	Leander TONEY	JR-3	2.09m	6-10¼	1/29	18	2.70	20.70
▶ HJ	15	Yoann GODET	FR-1	1.93m	6-4	1/22	0.9	0.09	0.99
▶ LJ	1	Nafee HARRIS	JR-3	7.71m	25-3½	2/6	20	6.30	26.30
▶ TJ	8	Matt CELESTIN	SR-4	14.35m	47-1	1/29	7	0.92	7.92
▶ TJ	14	Nafee HARRIS	JR-3	13.61m	44-8	1/22	1	0.12	1.12
▶ TJ	16	Brandon FORD	FR-1	13.43m	44-¾	1/22	0.8	0.00	0.80
▶ HEPT	3	Yoann GODET	FR-1	4,600	1/29	16	3.48	19.48	

Team Total

185.21

6



Slippery Rock

Pennsylvania State Athletic Conference

unch

63

Event	Rank	Athlete	Yr	Mark	Date	Pl. Pts.	Bonus	TOTAL	
▶ 800m	2	Phil RECTOR	SR-4	1:54.77	12/11	18	2.01	20.01	
▶ 800m	5	Kevin JEWEL	FR-1	1:55.39	12/11	12	1.48	13.48	
▶ 800m	12	Jason JAMIESON	JR-3	1:56.44	12/11	3	0.65	3.65	
▶ 5000	5	Pat REAGAN	SR-4	15:13.54	1/29	12	1.46	13.46	
▶ 5000	6	Brian ULRICH	JR-3	15:14.00	12/11	10	1.43	11.43	
▶ 5000	19	Jason LEONARD	JR-3	15:53.38	12/11	0.5	0.01	0.51	
▶ H60m	9	Kris STALMA	SR-4	8.31	2/6	6	0.83	6.83	
▶ H60m	18	Dan HEDGLIN	SO-2	8.63	2/6	0.6	0.00	0.60	
▶ 4x400	14	Mclaughlin, Geisler, Jamieson, Rector		3:25.84	1/29	1	0.00	1.00	
▶ HJ	12	Brady WERT	SR-4	1.96m	6-5	12/11	3	0.36	3.36
▶ PV	4	Cameron DAUGHERTY	SO-2	4.70m	15-5	12/11	14	2.07	16.07
▶ PV	14	Matt ANTIS	FR-1	4.20m	13-9¼	2/6	1	0.10	1.10
▶ LJ	19	Bill NGUYEN	SO-2	6.69m	21-11½	2/6	0.5	0.00	0.50
▶ TJ	9	Terrace DRAPER	JR-3	14.30m	46-11	2/6	6	0.83	6.83
▶ WT	2	Chris WARNING	SR-4	17.54m	57-6¼	1/22	18	2.91	20.91
▶ WT	6	Joel PETERS	SR-4	16.42m	53-10¼	1/29	10	1.38	11.38
▶ HEPT	2	Brady WERT	SR-4	4,694	12/11	18	4.34	22.34	
▶ HEPT	10	Andrew GREENSLADE	FR-1	3,275	12/11	5	0.00	5.00	

Team Total


159.76





2010 Indoor, Week #2

Only those regionally ranked in top 20 are shown

MEN - Atlantic

7  Kutztown unch 50									
Pennsylvania State Athletic Conference									
Event	Rank	Athlete	Yr	Mark	Date	Pl. Pts.	Bonus	TOTAL	
▶ 400m	17	Kendel DIXON	SR-4	50.39	2/7	0.7	0.00	0.70	
▶ 800m	18	Shaun CRUMP	SR-4	1:57.40	1/29	0.6	0.23	0.83	
▶ 5000	10	Ryan REICH	SO-2	15:24.79	1/29	5	0.85	5.85	
▶ 5000	11	Kevin RODGERS	JR-3	15:25.21	1/29	4	0.82	4.82	
▶ 5000	12	Ben LOHT	SR-4	15:26.25	1/29	3	0.77	3.77	
▶ H60m	10	TJ LONGMORE	SR-4	8.36	2/7	5	0.54	5.54	
▶ H60m	16	Manny MORRIS	FR-1	8.57	1/23	0.8	0.00	0.80	
▶ H60m	17	Shane HARVEY	JR-3	8.58	1/14	0.7	0.00	0.70	
▶ 4x400	7	Cannell, Berry, Meshaw, Crump		3:21.58	2/5	8	0.88	8.88	
▶ HJ	6	Sean GENTRY	FR-1	2.04m 6-8½	2/5	10	1.62	11.62	
▶ PV	3	Justin GERMANI	JR-3	4.87m 15-11½	2/7	16	2.97	18.97	
▶ PV	5	William HODGES	SR-4	4.65m 15-3	12/4	12	1.83	13.83	
▶ PV	8	Percell BERRY	FR-1	4.41m 14-5½	2/7	7	0.71	7.71	
▶ PV	10	Craig SHERWOOD	SO-2	4.35m 14-3¾	1/29	5	0.46	5.46	
▶ LJ	5	Matt CANNELL	SO-2	6.99m 22-11½	1/23	12	1.00	13.00	
▶ LJ	13	Sean GENTRY	FR-1	6.77m 22-2½	12/4	2	0.20	2.20	
▶ TJ	15	Sean GENTRY	FR-1	13.47m 44-2½	1/29	0.9	0.00	0.90	
▶ SP	10	Greg SENATORE	SO-2	13.99m 45-10¾	1/23	5	0.61	5.61	
▶ SP	11	Jason REBUCK	SR-4	13.63m 44-8¾	1/14	4	0.27	4.27	
▶ SP	17	Hale PAUL	FR-1	13.23m 43-5	1/14	0.7	0.00	0.70	
▶ SP	20	Max STRAMARA	FR-1	13.04m 42-9¾	2/7	0.45	0.00	0.45	
▶ WT	8	Jason REBUCK	SR-4	16.00m 52-6	2/7	7	0.90	7.90	
▶ WT	11	Greg SENATORE	SO-2	15.05m 49-4¾	2/7	4	0.24	4.24	
▶ WT	12	Max STRAMARA	FR-1	14.97m 49-1½	1/29	3	0.20	3.20	
▶ WT	19	Mike NORRIS	SO-2	13.40m 43-11½	2/7	0.5	0.00	0.50	
▶ HEPT	8	Craig SHERWOOD	SO-2	4,111	1/29	7	0.26	7.26	
Team Total								141.08	

8  Bowie State unch 24									
Central Intercollegiate Athletic Association									
Event	Rank	Athlete	Yr	Mark	Date	Pl. Pts.	Bonus	TOTAL	
▶ 400m	6	Jamin GALLMAN	JR-3	49.21	1/29	10	1.04	11.04	
▶ 400m	8	Dana SMOTHERS	FR-1	49.43	2/5	7	0.78	7.78	
▶ 400m	16	SANTIATO ENNIS	JR-3	50.06	2/5	0.8	0.13	0.93	
▶ 400m	20	Bryon LEWIS	SR-4	50.61	1/23	0.45	0.00	0.45	
▶ 800m	14	Jamin GALLMAN	JR-3	1:57.06	1/23	1	0.32	1.32	
▶ 4x400	3	Ennis, Gallman, Williams, Lewis		3:17.99	2/5	16	2.70	18.70	
▶ DMR	8	Lewis, Gallman, Philpot, Montgomery		10:58.07	1/16	7	0.43	7.43	
▶ HJ	1	Aaron JOHNSON	SR-4	2.11m 6-11	1/9	20	3.23	23.23	
▶ HJ	9	Sean JOHNSON	SR-4	1.99m 6-6¾	1/29	6	0.72	6.72	
▶ HJ	15	William BAILEY	FR-1	1.93m 6-4	12/5	0.9	0.09	0.99	
▶ LJ	4	Devin RICHARDS	JR-3	7.11m 23-4	1/30	14	1.74	15.74	
▶ LJ	6	William BAILEY	FR-1	6.97m 22-10½	2/5	10	0.90	10.90	
▶ TJ	4	Artavious WILLIAMS	SO-2	14.96m 49-1	1/16	14	2.06	16.06	
▶ TJ	5	Sean JOHNSON	SR-4	14.91m 48-11	2/5	12	1.93	13.93	
▶ TJ	11	Devin RICHARDS	JR-3	13.89m 45-7	1/30	4	0.38	4.38	
Team Total								140.94	

9  Mansfield ▲ 1									
Pennsylvania State Athletic Conference									
Event	Rank	Athlete	Yr	Mark	Date	Pl. Pts.	Bonus	TOTAL	
▶ 800m	8	Victor GARCIA	SR-4	1:55.82	12/11	7	1.12	8.12	
▶ Mile	10	Bud PLASZENSKI	FR-1	4:19.03	2/5	5	0.89	5.89	
▶ Mile	12	Nathan MCNABB	SO-2	4:19.86	12/11	3	0.72	3.72	
▶ Mile	17	Joe STANEK	JR-3	4:23.90	1/9	0.7	0.25	0.95	
▶ 5000	16	Joe STANEK	JR-3	15:48.86	1/16	0.8	0.13	0.93	
▶ 5000	20	Bud PLASZENSKI	FR-1	15:53.89	1/16	0.45	0.00	0.45	
▶ 4x400	13	Aylesworth, Johnson, Otuonye, Garcia		3:24.76	1/29	2	0.00	2.00	
▶ DMR	2	McNabb, Johnson, Garcia, Plaszenski		10:09.76	2/5	18	3.62	21.62	
▶ HJ	9	Ryan DETWILLER	SR-4	1.99m 6-6¾	12/11	6	0.72	6.72	
▶ TJ	18	Justen JOHNSON	SO-2	13.40m 43-11¾	1/16	0.6	0.00	0.60	
▶ SP	1	Mike GRAY	SR-4	16.25m 53-3¾	2/5	20	5.77	25.77	
▶ WT	3	Mike GRAY	SR-4	17.26m 56-7½	1/23	16	2.44	18.44	
Team Total								95.43	



2010 Indoor, Week #2

Only those regionally ranked in top 20 are shown

MEN - Atlantic

10

West Chester

Pennsylvania State Athletic Conference

▼ **1**
66

Event	Rank	Athlete	Yr	Mark	Date	Pl. Pts.	Bonus	TOTAL	
▶ 60m	11	Matt HOUSER	SR-4	6.93	12/11	4	0.73	4.73	
▶ 60m	18	Shawn SMITH	SR-4	7.03	12/11	0.6	0.05	0.65	
▶ 60m	19	Leighon JOHNSON	SR-4	7.04	1/29	0.5	0.00	0.50	
▶ 200m	5	Leighon JOHNSON	SR-4	22.09	1/29	12	1.25	13.25	
▶ 400m	10	Matt HOUSER	SR-4	49.46	1/29	5	0.74	5.74	
▶ 400m	13	Craig ESPENSHADE	JR-3	49.63	1/29	2	0.55	2.55	
▶ 800m	15	Matt LANGDALE	SR-4	1:57.31	1/29	0.9	0.25	1.15	
▶ Mile	16	Matt LANGDALE	SR-4	4:23.88	2/7	0.8	0.26	1.06	
▶ H60m	8	Tyler REAL	SO-2	8.28	1/14	7	1.00	8.00	
▶ 4x400	4	Perry, Thiry, Houser, Espenshade		3:20.61	1/29	14	1.26	15.26	
▶ HJ	17	Andrew FURST	SO-2	1.90m	6-2½	12/11	0.7	0.00	0.70
▶ PV	9	Kyle MILLER	SO-2	4.40m	14-5½	1/22	6	0.66	6.66
▶ LJ	6	Leighon JOHNSON	SR-4	6.97m	22-10½	1/22	10	0.90	10.90
▶ LJ	10	Shawn SMITH	SR-4	6.93m	22-9	12/11	5	0.69	5.69
▶ WT	15	Rob JOHNSON	JR-3	14.15m	46-5½	2/7	0.9	0.00	0.90
Team Total								78.87	

12

California (Pa.)

Pennsylvania State Athletic Conference

▲ **3**
42

Event	Rank	Athlete	Yr	Mark	Date	Pl. Pts.	Bonus	TOTAL	
▶ 60m	13	Da'Joun HEIDELBERG	FR-1	6.97	1/23	2	0.37	2.37	
▶ 200m	12	Frank EHRENSBERGER	SR-4	22.34	2/6	3	0.57	3.57	
▶ 200m	20	Da'Joun HEIDELBERG	FR-1	22.57	1/23	0.45	0.05	0.50	
▶ 400m	5	Frank EHRENSBERGER	SR-4	48.90	2/6	12	1.43	13.43	
▶ 800m	17	Alex SMITH	SO-2	1:57.39	12/11	0.7	0.23	0.93	
▶ H60m	3	Brice MYERS	JR-3	8.11	2/6	16	2.26	18.26	
▶ 4x400	9	Myers, Ehrensberger, Smith, Williams		3:22.00	12/11	6	0.71	6.71	
▶ DMR	10	Russo, Roe, Volosky, Reger		11:05.82	2/6	5	0.03	5.03	
▶ PV	10	Brandon CLAYPOOL	FR-1	4.35m	14-3¾	2/6	5	0.46	5.46
▶ WT	18	Kyle SPANIOL	JR-3	13.63m	44-8¾	1/23	0.6	0.00	0.60
Team Total								58.08	

13

Virginia State

Central Intercollegiate Athletic Association

▼ **1**
61

Event	Rank	Athlete	Yr	Mark	Date	Pl. Pts.	Bonus	TOTAL	
▶ 60m	16	Michael WESTBROOK	SR-4	6.99	1/23	0.8	0.26	1.06	
▶ 60m	20	Aaron CHATMON	FR-1	7.05	12/5	0.45	0.00	0.45	
▶ 200m	13	Michael WESTBROOK	SR-4	22.37	1/23	2	0.49	2.49	
▶ 400m	19	Daniel ROSS	FR-1	50.57	1/23	0.5	0.00	0.50	
▶ 4x400	6	Allen, Brown, Chatmon, Julian		3:21.22	1/23	10	1.02	11.02	
▶ DMR	9	Allen, Brown, Davidson, McCoy		11:00.23	12/11	6	0.31	6.31	
▶ HJ	4	Hoova TAYLOR	JR-3	2.08m	6-9¾	12/11	14	2.44	16.44
▶ LJ	20	Charles RAMEY II	SR-4	6.68m	21-11	1/23	0.45	0.00	0.45
▶ TJ	10	Charles RAMEY II	SR-4	14.20m	46-7¾	1/23	5	0.66	5.66
▶ SP	7	Darien KEARNEY	SO-2	14.20m	46-7¾	12/11	8	0.99	8.99
Team Total								54.39	

11

Millersville

Pennsylvania State Athletic Conference

▼ **1**
84

Event	Rank	Athlete	Yr	Mark	Date	Pl. Pts.	Bonus	TOTAL	
▶ Mile	18	Seth HIBBS	FR-1	4:24.17	1/29	0.6	0.23	0.83	
▶ 5000	9	James BOYER	SR-4	15:24.40	1/29	6	0.87	6.87	
▶ 5000	15	Joshua FOULDS	SR-4	15:44.66	1/29	0.9	0.24	1.14	
▶ 4x400	11	Adamski, Ogdén, Sperry, Jackson		3:22.75	2/5	4	0.42	4.42	
▶ HJ	18	Zac KOHLER	SO-2	1.89m	6-2½	12/4	0.6	0.00	0.60
▶ LJ	6	Derrick BASS	JR-3	6.97m	22-10½	1/15	10	0.90	10.90
▶ LJ	11	Jorrell NUGENT	SO-2	6.90m	22-7¾	1/15	4	0.54	4.54
▶ TJ	19	Stephen Kyle BOYD	SR-4	13.38m	43-10¾	1/15	0.5	0.00	0.50
▶ SP	5	Avery WEBSTER	SR-4	14.55m	47-9	12/4	12	1.61	13.61
▶ SP	18	Peter HAFER	SO-2	13.17m	43-2½	12/4	0.6	0.00	0.60
▶ WT	7	Avery WEBSTER	SR-4	16.29m	53-5½	12/4	8	1.23	9.23
▶ HEPT	6	Zac KOHLER	SO-2	4,186	12/4	10	0.73	10.73	
▶ HEPT	9	Jack SCANLIN	SO-2	3,633	12/4	6	0.00	6.00	
Team Total								72.05	



2010 Indoor, Week #2

Only those regionally ranked in top 20 are shown

MEN - Atlantic

14

Winston-Salem State

Mid-Eastern Athletic Conference

▼ **1**
82

Event	Rank	Athlete	Yr	Mark	Date	Pl. Pts.	Bonus	TOTAL	
▶ 60m	9	Paul WILLIAMS	SR-4	6.90	1/15	6	1.05	7.05	
▶ 200m	7	Paul WILLIAMS	SR-4	22.24	1/22	8	0.84	8.84	
▶ 800m	7	Andrew CHEBII	FR-1	1:55.63	1/15	8	1.28	9.28	
▶ 800m	13	Desmond WIGGAN	SO-2	1:56.76	12/2	2	0.47	2.47	
▶ Mile	15	Andrew CHEBII	FR-1	4:23.86	12/2	0.9	0.26	1.16	
▶ 4x400	12	Massey, Grier, Smith, Williams		3:23.50	1/22	3	0.13	3.13	
▶ DMR	5	Chebii, Smith, Strickland, Wiggan		10:34.12	1/22	12	1.84	13.84	
▶ HJ	18	Nathan SUMMERVILLE	SR-4	1.89m	6-2¼	12/2	0.6	0.00	0.60
Team Total								47.07	

15

Johnson C. Smith

Central Intercollegiate Athletic Association

▼ **1**
43

Event	Rank	Athlete	Yr	Mark	Date	Pl. Pts.	Bonus	TOTAL	
▶ 200m	17	Richard HARKNESS	JR-3	22.47	1/23	0.7	0.23	0.93	
▶ 800m	11	Leford GREEN	JR-3	1:56.34	1/23	4	0.70	4.70	
▶ H60m	3	Andre COLLINS	SO-2	8.11	1/23	16	2.26	18.26	
▶ H60m	14	Christopher SAMS	SO-2	8.46	1/29	1	0.24	1.24	
▶ 4x400	5	Berry, Brown, Callum, Green		3:20.85	1/23	12	1.16	13.16	
▶ DMR	14	Green, Callum, King, Jackson		11:50.56	1/8	1	0.00	1.00	
▶ SP	16	Julius WRIGHT	JR-3	13.26m	43-6	1/8	0.8	0.00	0.80
Team Total								40.34	

16

Virginia Union

Central Intercollegiate Athletic Association

39

Event	Rank	Athlete	Yr	Mark	Date	Pl. Pts.	Bonus	TOTAL	
▶ H60m	2	Melvin EDISON	SR-4	8.03	2/6	18	3.00	21.00	
▶ 4x400	19	Thorndique, Stevens, Sayles, Gurley		3:32.43	2/6	0.5	0.00	0.50	
▶ DMR	11	Cypress, Gurley, Langat, McDuffie		11:09.49	1/23	4	0.00	4.00	
▶ SP	8	Joseph JOHNSON	SR-4	14.12m	46-4	12/5	7	0.84	7.84
Team Total								34.04	

17

Wheeling Jesuit

West Virginia Intercollegiate Athletic Conference

unch
86

Event	Rank	Athlete	Yr	Mark	Date	Pl. Pts.	Bonus	TOTAL	
▶ 60m	20	Mike LITTLE	SO-2	7.05	12/11	0.45	0.00	0.45	
▶ 200m	14	Jason FORRESTER	SR-4	22.38	12/11	1	0.46	1.46	
▶ 200m	18	Mike LITTLE	SO-2	22.49	12/11	0.6	0.17	0.77	
▶ 400m	15	Brandon MCKINLEY	SO-2	49.83	1/22	0.9	0.32	1.22	
▶ 800m	6	Travis HAMRICK	JR-3	1:55.46	1/22	10	1.42	11.42	
▶ 4x400	16	McKinley, Little, Hamrick, McKinley		3:28.14	12/11	0.8	0.00	0.80	
▶ DMR	6	Hamrick, McKinley, Bratcher, Bonaventure		10:38.45	2/5	10	1.58	11.58	
▶ PV	17	Ashton BOGER	SR-4	4.11m	13-5¼	1/16	0.7	0.00	0.70
▶ PV	17	James OLIVER	FR-1	4.11m	13-5¼	1/16	0.7	0.00	0.70
▶ WT	16	Eric KEARSH	SO-2	13.85m	45-5¼	2/5	0.8	0.00	0.80
Team Total								30.18	

18

Saint Paul's

Central Intercollegiate Athletic Association

▲ **2**
73

Event	Rank	Athlete	Yr	Mark	Date	Pl. Pts.	Bonus	TOTAL	
▶ 4x400	17	Blackwell, Turner, Hill, Singleton		3:28.68	1/16	0.7	0.00	0.70	
▶ DMR	15	Hill, Valentine, Turner, Hall		12:10.31	1/29	0.9	0.00	0.90	
▶ HJ	5	Maurice HALL	JR-3	2.05m	6-8¾	2/6	12	1.80	13.80
▶ SP	13	Corey BOSTON	SR-4	13.49m	44-3¼	2/6	2	0.14	2.14
Team Total								17.89	

19

Cheyney

Pennsylvania State Athletic Conference

▲ **2**
unch

Event	Rank	Athlete	Yr	Mark	Date	Pl. Pts.	Bonus	TOTAL	
▶ 60m	13	Ronald HUNTER	SR-4	6.97	12/11	2	0.37	2.37	
▶ 200m	10	Dwayne HYMAN	FR-1	22.32	2/5	5	0.62	5.62	
▶ 200m	15	James VALLERY	SR-4	22.39	2/5	0.9	0.44	1.34	
▶ 400m	11	James VALLERY	SR-4	49.52	2/5	4	0.67	4.67	
▶ 400m	14	Dwayne HYMAN	FR-1	49.78	2/5	1	0.37	1.37	
▶ 4x400	15	Gwen, Davis, Vallery, Soussa		3:27.83	12/5	0.9	0.00	0.90	
▶ SP	19	Joe WINN	FR-1	13.12m	43-½	1/8	0.5	0.00	0.50
Team Total								16.98	



2010 Indoor, Week #2

Only those regionally ranked in top 20 are shown

MEN - Atlantic

20



Bloomsburg (Pa.)

▼ 2

Pennsylvania State Athletic Conference

Event	Rank	Athlete	Yr	Mark	Date	Pl. Pts.	Bonus	TOTAL	
▶ 5000	18	Robert FURMAN	SO-2	15:53.26	1/29	0.6	0.01	0.61	
▶ 4x400	18	Anderson, Barnett, O'Toole, Siddique		3:31.29	1/29	0.6	0.00	0.60	
▶ DMR	7	Arnold, Reynolds, Grier, Evans		10:54.55	1/29	8	0.63	8.63	
▶ PV	20	Matthew STUCK	FR-1	4.10m	13-5¼	1/23	0.45	0.00	0.45
Team Total								11.05	

21



Concord

▼ 2

West Virginia Intercollegiate Athletic Conference

Event	Rank	Athlete	Yr	Mark	Date	Pl. Pts.	Bonus	TOTAL	
▶ 60m	13	RJ ANDERSON	SO-2	6.97	1/16	2	0.37	2.37	
▶ 5000	17	Sterling SNYDER	FR-1	15:51.56	1/16	0.7	0.06	0.76	
▶ H60m	18	John GADOMSKI	SO-2	8.63	1/16	0.6	0.00	0.60	
▶ DMR	12	Peters, McKinney, Hamer, Snyder		11:14.52	1/23	3	0.00	3.00	
▶ SP	14	bobby THOMPSON	SR-4	13.47m	44-2½	1/23	1	0.12	1.12
Team Total								8.77	

22



Livingstone

unch

Central Intercollegiate Athletic Association

Event	Rank	Athlete	Yr	Mark	Date	Pl. Pts.	Bonus	TOTAL	
▶ DMR	16	Handy, Waddey, Fulton, Mutai		12:14.83	1/16	0.8	0.00	0.80	
▶ LJ	16	Joshua LOGAN	FR-1	6.72m	22-¾	1/8	0.8	0.07	0.87
▶ TJ	19	Joshua LOGAN	FR-1	13.38m	43-10¼	1/16	0.5	0.00	0.50
Team Total								2.62	



2010 Indoor, Week #2

Only those regionally ranked in top 20 are shown

MEN - Central

1

Minnesota State

Northern Sun Intercollegiate Conference

unch

19

Event	Rank	Athlete	Yr	Mark	Date	Pl. Pts.	Bonus	TOTAL	
▶ 60m	9	Emmanuel ASAMOAO	JR-3	6.94	1/29	6	0.99	6.99	
▶ 60m	19	Kelvin RODGERS	SR-4	7.02	1/29	0.5	0.13	0.63	
▶ 200m	3	Kelvin RODGERS	SR-4	21.94	2/6	16	2.31	18.31	
▶ 200m	9	Emmanuel ASAMOAO	JR-3	22.25	1/23	6	0.92	6.92	
▶ 200m	15	Nicholas NELSON	FR-1	22.43	1/29	0.9	0.34	1.24	
▶ 200m	18	Austin ELIASON	FR-1	22.54	2/6	0.6	0.12	0.72	
▶ 200m	19	Sam LANCE	SR-4	22.55	2/6	0.5	0.11	0.61	
▶ 400m	2	Sam LANCE	SR-4	48.84	1/29	18	2.92	20.92	
▶ 400m	5	Adam ENDRES	JR-3	49.60	1/29	12	1.45	13.45	
▶ 400m	14	Austin ELIASON	FR-1	50.37	2/6	1	0.44	1.44	
▶ 400m	19	Scott LUSTIG	JR-3	50.93	1/29	0.5	0.00	0.50	
▶ 800m	12	Todd REED	JR-3	1:56.56	1/29	3	0.42	3.42	
▶ 800m	16	Eric ANENSON	FR-1	1:57.39	1/16	0.8	0.21	1.01	
▶ Mile	6	Denise MOKAYA	SR-4	4:05.81	2/6	10	1.62	11.62	
▶ Mile	13	Jonathan STOLTMAN	SR-4	4:13.36	2/6	2	0.27	2.27	
▶ 5000	9	Jesse MERKEL	SR-4	15:37.66	2/6	6	0.83	6.83	
▶ 5000	12	Jacob BASTYR	FR-1	15:39.40	2/6	3	0.73	3.73	
▶ 4x400	1	Eliason, Endres, Anenson, Lance		3:19.29	1/29	20	4.27	24.27	
▶ DMR	1	Stoltman, Lance, Anenson, Mokaya		9:52.35	1/29	20	4.39	24.39	
▶ HJ	16	Adedayo OLOGUNDE	JR-3	1.95m	6-4¾	1/9	0.8	0.00	0.80
▶ PV	1	Dan NOVAK	SO-2	4.86m	15-11¼	2/6	20	3.85	23.85
▶ PV	2	Matt MASLOSKI	SO-2	4.80m	15-9	1/23	18	3.12	21.12
▶ PV	6	Nick YENSER	JR-3	4.62m	15-1¾	1/29	10	1.27	11.27
▶ LJ	8	Kelvin RODGERS	SR-4	7.06m	23-2	2/6	7	0.88	7.88
▶ LJ	13	Chris NOWLIN	SR-4	6.92m	22-8½	1/29	2	0.42	2.42
▶ TJ	6	Adedayo OLOGUNDE	JR-3	14.04m	46-¾	2/6	10	0.86	10.86
▶ SP	6	Todd DEJONG	JR-3	15.75m	51-8¾	1/29	10	1.04	11.04
▶ SP	12	Ross SCHULZ	FR-1	14.90m	48-10¾	2/6	3	0.21	3.21
▶ SP	14	Grant LUER	FR-1	14.78m	48-6	2/6	1	0.12	1.12
▶ SP	18	Michael ROBINSON	SR-4	14.59m	47-10¾	2/6	0.6	0.00	0.60
▶ SP	19	Tyler VELZKE	SO-2	14.51m	47-7¾	2/6	0.5	0.00	0.50
▶ WT	12	Michael ROBINSON	SR-4	16.48m	54-1	2/6	3	0.51	3.51
▶ WT	13	Todd DEJONG	JR-3	15.91m	52-2½	1/29	2	0.19	2.19
▶ HEPT	5	Lucas TORRES	SO-2	4,453	1/29	12	1.62	13.62	
▶ HEPT	9	Robert GUNDERSON	FR-1	4,129	1/29	6	0.53	6.53	

Team Total 271.75

2

Adams State

Rocky Mountain Athletic Conference

▲ 2

2

Event	Rank	Athlete	Yr	Mark	Date	Pl. Pts.	Bonus	TOTAL	
▶ 60m	13	James DOUGLAS	SR-4	6.97	1/29	2	0.62	2.62	
▶ 800m	2	Andrew GRAHAM	SO-2	1:52.90	1/30	18	2.50	20.50	
▶ 800m	3	Anthony GAUTHIER	JR-3	1:52.98	2/5	16	2.44	18.44	
▶ 800m	4	Keegan CALMES	FR-1	1:53.00	2/5	14	2.42	16.42	
▶ 800m	17	Dean HUFFER	SR-4	1:57.54	1/30	0.7	0.17	0.87	
▶ Mile	1	Aaron BRAUN	SR-4	4:01.44	2/5	20	3.09	23.09	
▶ Mile	2	Ryan MCNIFF	SR-4	4:01.59	2/5	18	3.04	21.04	
▶ Mile	4	Reuben MWEI	SR-4	4:04.52	2/5	14	2.05	16.05	
▶ Mile	5	Brian MEDIGOVICH	SR-4	4:04.69	2/5	12	1.99	13.99	
▶ Mile	7	Anthony GAUTHIER	JR-3	4:07.20	1/29	8	1.30	9.30	
▶ Mile	8	Keegan CALMES	FR-1	4:08.06	1/30	7	1.11	8.11	
▶ Mile	14	Dean HUFFER	SR-4	4:13.37	2/5	1	0.27	1.27	
▶ Mile	15	Drew SOUCY	JR-3	4:13.75	1/29	0.9	0.23	1.13	
▶ Mile	16	Florian THEOPHILE	SR-4	4:14.10	2/5	0.8	0.19	0.99	
▶ H60m	10	Pierce FAIR	SO-2	8.48	1/29	5	0.58	5.58	
▶ H60m	13	Michael GEIGER	FR-1	8.56	1/29	2	0.30	2.30	
▶ 4x400	15	Gysin, Cropper, Pierce, Vargas		3:30.84	12/5	0.9	0.00	0.90	
▶ HJ	1	Dyson MORTENSEN	FR-1	2.11m	6-11	12/5	20	3.87	23.87
▶ HJ	12	James DOUGLAS	SR-4	1.98m	6-6	12/5	3	0.35	3.35
▶ PV	3	Blair SOHL	JR-3	4.75m	15-7	2/5	16	2.52	18.52
▶ PV	18	Codie WHITE	FR-1	4.30m	14-1¼	2/5	0.6	0.00	0.60
▶ LJ	1	James DOUGLAS	SR-4	7.57m	24-10	12/5	20	3.68	23.68
▶ LJ	10	Sean PARTRIDGE	SR-4	7.04m	23-1¼	1/30	5	0.79	5.79
▶ SP	8	Daniel MALDONADO	SR-4	15.68m	51-5¾	12/5	7	0.94	7.94
▶ SP	15	Miquel NAREZ	FR-1	14.68m	48-2	1/16	0.9	0.04	0.94
▶ WT	8	Daniel MALDONADO	SR-4	16.81m	55-2	1/29	7	0.79	7.79
▶ WT	19	Jake SANTERRE	JR-3	14.97m	49-1¼	12/5	0.5	0.00	0.50

Team Total 258.10



2010 Indoor, Week #2

Only those regionally ranked in top 20 are shown

MEN - Central

3

Neb.-Kearney

Rocky Mountain Athletic Conference

▼ 1
20

Event	Rank	Athlete	Yr	Mark	Date	Pl. Pts.	Bonus	TOTAL	
▶ 60m	13	Cody KLEIN	JR-3	6.97	12/11	2	0.62	2.62	
▶ 60m	17	Spencer HUFF	SR-4	7.01	12/11	0.7	0.19	0.89	
▶ 200m	13	Alex PAUL	SO-2	22.39	12/11	2	0.47	2.47	
▶ 200m	17	Cornell LEFFLER	FR-1	22.51	1/15	0.7	0.17	0.87	
▶ 400m	3	Alex PAUL	SO-2	49.00	2/5	16	2.59	18.59	
▶ 400m	13	Cornell LEFFLER	FR-1	50.36	1/23	2	0.45	2.45	
▶ 5000	3	Nick KIZZIRE	SO-2	15:22.74	2/5	16	1.95	17.95	
▶ H60m	3	Allen OSBORN	SO-2	8.30	1/30	16	2.17	18.17	
▶ H60m	17	Bryson MAHLBERG	SO-2	8.64	2/4	0.7	0.02	0.72	
▶ 4x400	4	Hurst, Nannen, Sasek, Paul		3:22.81	2/5	14	2.04	16.04	
▶ DMR	5	Wissing, Nannen, Schnell, Venteicher		10:41.92	1/15	12	1.73	13.73	
▶ PV	11	Cameron BULLOCK	FR-1	4.51m	14-9½	4	0.43	4.43	
▶ LJ	3	Spencer HUFF	SR-4	7.36m	24-1¼	16	2.34	18.34	
▶ LJ	12	Jacob DAVENPORT	JR-3	7.01m	23-0	3	0.66	3.66	
▶ LJ	16	Brian DEIN	SO-2	6.76m	22-2¼	0.8	0.06	0.86	
▶ LJ	18	Matt VOICHAHOSKE	FR-1	6.71m	22-¾	1/23	0.6	0.00	0.60
▶ LJ	18	Marty MOLINA	SO-2	6.71m	22-¾	2/4	0.6	0.00	0.60
▶ TJ	1	Marty MOLINA	SO-2	15.11m	49-7	2/4	20	5.97	25.97
▶ TJ	10	Jacob DAVENPORT	JR-3	13.94m	45-9	1/23	5	0.53	5.53
▶ TJ	11	Scott WENZL	JR-3	13.92m	45-8	1/23	4	0.46	4.46
▶ TJ	15	Cornell LEFFLER	FR-1	13.80m	45-3½	12/11	0.9	0.15	1.05
▶ SP	1	Dane TOBEY	SR-4	18.17m	59-7½	1/30	20	5.89	25.89
▶ SP	9	Kyle GLIDDEN	FR-1	15.64m	51-3¼	1/30	6	0.88	6.88
▶ SP	13	Nick THEIS	SR-4	14.80m	48-6¼	1/23	2	0.13	2.13
▶ WT	3	Rich MOURER	SR-4	18.55m	60-10¼	2/5	16	2.81	18.81
▶ WT	6	Dane TOBEY	SR-4	17.53m	57-6¼	12/11	10	1.59	11.59
▶ WT	7	Nick THEIS	SR-4	17.30m	56-9¼	1/30	8	1.34	9.34
▶ WT	10	Kyle GLIDDEN	FR-1	16.63m	54-6¼	12/11	5	0.60	5.60
▶ HEPT	6	Bryson MAHLBERG	SO-2	4,408	2/4	10	1.44	11.44	
Team Total								255.10	

4

MSU Moorhead

Northern Sun Intercollegiate Conference

▼ 1
32

Event	Rank	Athlete	Yr	Mark	Date	Pl. Pts.	Bonus	TOTAL	
▶ 60m	2	Brock KEATON	SO-2	6.87	1/9	18	2.32	20.32	
▶ 60m	4	Derek BREDY	FR-1	6.92	1/9	14	1.37	15.37	
▶ 60m	7	Uchenna OGBONNAYA	SO-2	6.93	1/9	8	1.18	9.18	
▶ 60m	16	Skyler JACKSON	FR-1	6.99	1/17	0.8	0.37	1.17	
▶ 200m	8	Brock KEATON	SO-2	22.23	1/22	7	0.99	7.99	
▶ 200m	16	Uchenna OGBONNAYA	SO-2	22.46	1/22	0.8	0.25	1.05	
▶ 400m	4	Aaron LUND	SO-2	49.13	12/5	14	2.33	16.33	
▶ 400m	7	Percy WATSON	SR-4	49.92	1/22	8	1.03	9.03	
▶ 400m	8	Cory SHUFELT	SO-2	50.03	12/5	7	0.88	7.88	
▶ H60m	1	Laquone ROBINSON	FR-1	8.13	1/17	20	4.09	24.09	
▶ H60m	15	Matt WEEKS	FR-1	8.58	1/23	0.9	0.23	1.13	
▶ 4x400	5	Shufelt, Ogbonnaya, Asfeld, Lund		3:23.03	1/17	12	1.91	13.91	
▶ HJ	10	Ryan BARNES	FR-1	1.99m	6-6¼	1/30	5	0.59	5.59
▶ HJ	18	Michael BENDIX	SO-2	1.94m	6-4¼	1/30	0.6	0.00	0.60
▶ PV	14	Jerry JONAS	SR-4	4.45m	14-7¼	1/17	1	0.18	1.18
▶ LJ	6	Derek BREDY	FR-1	7.22m	23-8¼	1/9	10	1.58	11.58
▶ LJ	14	Skyler JACKSON	FR-1	6.80m	22-3¼	1/30	1	0.15	1.15
▶ TJ	5	Laquone ROBINSON	FR-1	14.17m	46-6	12/5	12	1.34	13.34
▶ TJ	7	Derek BREDY	FR-1	14.01m	45-11¼	1/17	8	0.76	8.76
▶ TJ	16	Nick MESECK	SR-4	13.77m	45-2¼	1/17	0.8	0.10	0.90
▶ SP	10	Anthony ENYI	JR-3	15.14m	49-8¼	12/5	5	0.40	5.40
▶ WT	1	Anthony ENYI	JR-3	19.52m	64-½	1/17	20	4.36	24.36
▶ WT	4	Christopher HEIL	JR-3	17.70m	58-1	1/9	14	1.78	15.78
▶ WT	18	Jose ALBA	SO-2	15.26m	50-¾	1/30	0.6	0.00	0.60
Team Total								218.06	

**2010 Indoor, Week #2**

Only those regionally ranked in top 20 are shown

MEN - Central**5****Chadron State**

Rocky Mountain Athletic Conference

unch**28**

Event	Rank	Athlete	Yr	Mark	Date	Pl. Pts.	Bonus	TOTAL	
▶ 60m	7	Paul MCGOWAN	SO-2	6.93	1/22	8	1.18	9.18	
▶ 60m	9	Jacob GRUVER	SO-2	6.94	2/4	6	0.99	6.99	
▶ 200m	6	Jacob GRUVER	SO-2	22.15	12/12	10	1.27	11.27	
▶ H60m	4	Karl MCFARLANE	FR-1	8.32	2/4	14	1.95	15.95	
▶ H60m	12	Lanar NEWMAN	SO-2	8.50	12/12	3	0.51	3.51	
▶ H60m	17	Ryan DUNN	FR-1	8.64	2/4	0.7	0.02	0.72	
▶ H60m	20	Matthew MATHIASON	FR-1	8.69	1/22	0.45	0.00	0.45	
▶ 4x400	14	Proud, Sasse, White, Gruver		3:30.50	12/3	1	0.00	1.00	
▶ DMR	8	Johnson, Proud, Calvert, Schultz		11:08.21	1/22	7	0.64	7.64	
▶ HJ	5	Riley NORTHRUP	SR-4	2.04m	6-8 $\frac{3}{4}$	12	1.77	13.77	
▶ HJ	7	Boomer MCLAUGHLIN	FR-1	2.00m	6-6 $\frac{3}{4}$	8	0.82	8.82	
▶ HJ	14	Lanar NEWMAN	SO-2	1.97m	6-5 $\frac{3}{4}$	1	0.23	1.23	
▶ PV	17	Glen CLINTON	FR-1	4.35m	14-3 $\frac{3}{4}$	1/22	0.7	0.00	0.70
▶ LJ	2	Lanar NEWMAN	SO-2	7.41m	24-3 $\frac{3}{4}$	12/12	18	2.66	20.66
▶ LJ	18	Alex PETERSON	SO-2	6.71m	22- $\frac{3}{4}$	12/3	0.6	0.00	0.60
▶ TJ	2	Lanar NEWMAN	SO-2	14.69m	48-2 $\frac{1}{2}$	12/12	18	3.90	21.90
▶ TJ	9	John RITZEN	JR-3	13.96m	45-9 $\frac{3}{4}$	1/22	6	0.59	6.59
▶ TJ	11	Riley NORTHRUP	SR-4	13.92m	45-8	1/22	4	0.46	4.46
▶ TJ	17	Karl MCFARLANE	FR-1	13.74m	45-1	2/4	0.7	0.05	0.75
▶ SP	2	Cody HUNT	SO-2	17.16m	56-3 $\frac{3}{4}$	12/3	18	3.65	21.65
▶ WT	9	Lance STEEL	SO-2	16.73m	54-10 $\frac{3}{4}$	1/30	6	0.70	6.70
▶ HEPT	2	Lanar NEWMAN	SO-2	4,824	2/4	18	3.35	21.35	
▶ HEPT	17	Marcus HARTZLER	FR-1	3,632	2/4	0.7	0.00	0.70	

Team Total**188.23****6****U. of Mary**

Northern Sun Intercollegiate Conference

▲ 1**54**

Event	Rank	Athlete	Yr	Mark	Date	Pl. Pts.	Bonus	TOTAL	
▶ 60m	12	Jarvous BRYANT	FR-1	6.96	1/17	3	0.74	3.74	
▶ 200m	5	Jarvous BRYANT	FR-1	22.06	1/29	12	1.71	13.71	
▶ 200m	7	Cory PLOOF	SO-2	22.18	2/6	8	1.15	9.15	
▶ 200m	12	Tracy LIDE	FR-1	22.38	1/29	3	0.50	3.50	
▶ 400m	11	Tracy LIDE	FR-1	50.33	1/22	4	0.49	4.49	
▶ 5000	2	Eamin ENTWISLE	SO-2	15:02.60	1/22	18	3.74	21.74	
▶ 5000	18	Taylor THOMPSON	FR-1	15:59.70	1/22	0.6	0.00	0.60	
▶ 4x400	8	Weyrauch, Muller, Bryant, Lide		3:25.21	1/29	7	0.84	7.84	
▶ HJ	15	Lance NEMEC	SR-4	1.96m	6-5	1/29	0.9	0.12	1.02
▶ PV	6	Jake ALEXANDER	SR-4	4.62m	15-1 $\frac{3}{4}$	1/29	10	1.27	11.27
▶ PV	9	Greg SCHENAVAR	SR-4	4.55m	14-11	2/6	6	0.70	6.70
▶ LJ	15	Thomas HARTWELL	FR-1	6.78m	22-3	1/17	0.9	0.11	1.01
▶ TJ	8	Andre MOORE	FR-1	13.99m	45-10 $\frac{3}{4}$	1/17	7	0.69	7.69
▶ TJ	18	Tyler ZACHER	JR-3	13.72m	45- $\frac{3}{4}$	1/17	0.6	0.01	0.61
▶ TJ	19	Thomas HARTWELL	FR-1	13.69m	44-11	1/22	0.5	0.00	0.50
▶ SP	3	Ben JACOBSON	SR-4	16.66m	54-8	2/6	16	2.54	18.54
▶ WT	2	Ben JACOBSON	SR-4	18.69m	61-4	2/6	18	3.04	21.04
▶ HEPT	12	Greg SCHENAVAR	SR-4	3,967	1/31	3	0.19	3.19	

Team Total**137.64**



2010 Indoor, Week #2

Only those regionally ranked in top 20 are shown

MEN - Central

7



St. Cloud State

Northern Sun Intercollegiate Conference

▼ 1

37

Event	Rank	Athlete	Yr	Mark	Date	Pl. Pts.	Bonus	TOTAL	
▶ 60m	1	Gabe UDIA	SR-4	6.86	1/29	20	2.51	22.51	
▶ 200m	2	Gabe UDIA	SR-4	21.89	2/6	18	2.56	20.56	
▶ 200m	11	Nick TRISKO	JR-3	22.29	1/16	4	0.79	4.79	
▶ 400m	17	David QUECK	SR-4	50.64	1/22	0.7	0.15	0.85	
▶ 800m	11	Dan ALLEN	JR-3	1:56.51	1/22	4	0.44	4.44	
▶ 800m	19	Luke WINDHOLZ	SO-2	1:57.69	1/22	0.5	0.13	0.63	
▶ Mile	17	Dan ALLEN	JR-3	4:14.51	2/6	0.7	0.15	0.85	
▶ 5000	1	Kyle NEUMANN	SO-2	14:56.05	1/22	20	4.34	24.34	
▶ 5000	17	Sean GASKELL	SO-2	15:55.43	1/29	0.7	0.11	0.81	
▶ 5000	19	Hady CHERIF	JR-3	15:59.86	1/22	0.5	0.00	0.50	
▶ H60m	9	Ben HELD	SR-4	8.47	2/6	6	0.64	6.64	
▶ 4x400	12	Queck, Williams, Trisko, Windholz		3:27.80	1/22	3	0.00	3.00	
▶ HJ	2	Dusty MCCOLLEY	SO-2	2.09m	6-10¼	1/29	18	3.18	21.18
▶ PV	18	David BRAATEN	FR-1	4.30m	14-1¼	1/15	0.6	0.00	0.60
▶ LJ	10	Freddy WILLIAMS	JR-3	7.04m	23-1¼	2/6	5	0.79	5.79
▶ HEPT	4	Dusty MCCOLLEY	SO-2	4,702	1/29	14	2.66	16.66	
▶ HEPT	16	David BRAATEN	FR-1	3,855	1/29	0.8	0.00	0.80	

Team Total

136.58

8



Concordia St. Paul

Northern Sun Intercollegiate Conference

unch

36

Event	Rank	Athlete	Yr	Mark	Date	Pl. Pts.	Bonus	TOTAL	
▶ 60m	4	Diahn ZEON	SO-2	6.92	12/5	14	1.37	15.37	
▶ 60m	13	Domonique GILMER	JR-3	6.97	1/9	2	0.62	2.62	
▶ 60m	17	Robert SPENCE	SO-2	7.01	12/5	0.7	0.19	0.89	
▶ 200m	1	Domonique GILMER	JR-3	21.84	1/29	20	2.81	22.81	
▶ 200m	19	Jordan JOHNSON	SO-2	22.55	1/23	0.5	0.11	0.61	
▶ 400m	1	Domonique GILMER	JR-3	48.46	1/16	20	3.71	23.71	
▶ 400m	18	Brian KOHLMAN	JR-3	50.76	1/16	0.6	0.08	0.68	
▶ H60m	17	Zach PEDERSON	FR-1	8.64	1/23	0.7	0.02	0.72	
▶ 4x400	2	Gilmer, Bos, Kohlman, Johnson		3:19.55	1/29	18	4.11	22.11	
▶ PV	5	Adam LEMAY	SR-4	4.65m	15-3	12/5	12	1.52	13.52
▶ LJ	5	Diahn ZEON	SO-2	7.25m	23-9½	1/29	12	1.71	13.71
▶ LJ	9	John PIMENTAL	SR-4	7.05m	23-1¼	12/5	6	0.84	6.84

Team Total

124.38

9



Wayne State (Neb.)

Northern Sun Intercollegiate Conference

unch

56

Event	Rank	Athlete	Yr	Mark	Date	Pl. Pts.	Bonus	TOTAL	
▶ 60m	11	Drew MOLACEK	JR-3	6.95	12/11	4	0.87	4.87	
▶ 200m	10	Drew MOLACEK	JR-3	22.27	1/23	5	0.85	5.85	
▶ 400m	6	Andrew JANSEN	SO-2	49.78	2/5	10	1.21	11.21	
▶ 5000	5	Nate PRESTON	SR-4	15:32.17	2/5	12	1.14	13.14	
▶ 5000	13	York THOMAS	JR-3	15:40.45	1/29	2	0.67	2.67	
▶ 5000	20	John KERN	JR-3	16:02.45	1/29	0.45	0.00	0.45	
▶ 4x400	10	King, Molacek, Garza, Jansen		3:25.68	1/15	5	0.65	5.65	
▶ DMR	6	Preston, Anderson, Cerda, Kern		10:57.71	1/15	10	1.07	11.07	
▶ PV	4	Cody DIEHL	SO-2	4.74m	15-6¼	1/29	14	2.40	16.40
▶ PV	8	Jeff MILLS	FR-1	4.57m	15-0	1/23	7	0.87	7.87
▶ PV	14	Anthony JUHLIN	FR-1	4.45m	14-7¼	1/15	1	0.18	1.18
▶ TJ	4	Alex TIMPERLEY	SO-2	14.24m	46-8¼	12/11	14	1.69	15.69
▶ SP	16	Brad WRIGHT	SO-2	14.61m	47-11¼	1/29	0.8	0.00	0.80
▶ WT	11	Jacob MATHIESON	SR-4	16.50m	54-1¼	12/11	4	0.53	4.53
▶ WT	14	Brad WRIGHT	SO-2	15.74m	51-7¼	2/6	1	0.09	1.09
▶ HEPT	3	Cody DIEHL	SO-2	4,723	1/29	16	2.78	18.78	
▶ HEPT	14	John MUSIL	FR-1	3,913	1/29	1	0.08	1.08	

Team Total

123.49



2010 Indoor, Week #2

Only those regionally ranked in top 20 are shown

MEN - Central

10

Colorado Mines

Rocky Mountain Athletic Conference

▲ 3
34

Event	Rank	Athlete	Yr	Mark	Date	Pl. Pts.	Bonus	TOTAL	
▶ 400m	12	Ryan MARSHALL	FR-1	50.34	2/5	3	0.47	3.47	
▶ 800m	13	Ryan HANLEY	FR-1	1:56.63	2/5	2	0.41	2.41	
▶ 800m	15	Ryan CRISP	SO-2	1:57.10	2/5	0.9	0.28	1.18	
▶ 800m	20	Russell DRUMMOND	FR-1	1:58.01	1/22	0.45	0.05	0.50	
▶ Mile	9	Mack MCLAIN	SO-2	4:09.63	2/5	6	0.77	6.77	
▶ Mile	10	Ben ZYWICKI	JR-3	4:10.78	2/5	5	0.55	5.55	
▶ Mile	12	Russell DRUMMOND	FR-1	4:12.46	2/5	3	0.37	3.37	
▶ 5000	4	Adam BODNAR	FR-1	15:29.70	2/5	14	1.35	15.35	
▶ 5000	7	James JACKSON	SO-2	15:35.39	2/5	8	0.96	8.96	
▶ 5000	8	Brian STILLWELL	JR-3	15:36.19	2/5	7	0.91	7.91	
▶ 5000	10	Mike KASBERG	FR-1	15:38.26	2/5	5	0.80	5.80	
▶ 4x400	11	Hanley, Drummond, Crisp, McLain		3:27.75	2/5	4	0.00	4.00	
▶ DMR	3	McLain, Hanley, Drummond, Zywicki		10:02.62	1/22	16	3.66	19.66	
▶ HJ	4	David STUART	SR-4	2.06m	6-9	12/5	14	2.24	16.24
▶ PV	14	Robbie MCGOURTY	JR-3	4.45m	14-7½	2/5	1	0.18	1.18
▶ SP	5	Nick ZEHRING	SR-4	15.87m	52-1	1/22	12	1.22	13.22
▶ WT	16	Nick ZEHRING	SR-4	15.50m	50-10½	1/22	0.8	0.00	0.80
▶ HEPT	13	Jim HANAFIN	SO-2	3,914	1/22	2	0.08	2.08	
▶ HEPT	19	Tim POPP	JR-3	3,533	1/22	0.5	0.00	0.50	

Team Total 120.66

11

Northern State

Northern Sun Intercollegiate Conference

▼ 41
41

Event	Rank	Athlete	Yr	Mark	Date	Pl. Pts.	Bonus	TOTAL	
▶ 60m	2	Odis RICHARDSON	FR-1	6.87	2/6	18	2.32	20.32	
▶ 400m	20	Bill CAMERON	SR-4	50.94	1/30	0.45	0.00	0.45	
▶ 5000	11	John RAWERTS	JR-3	15:39.22	1/30	4	0.74	4.74	
▶ 5000	14	Josh SCHMEICHEL	SR-4	15:49.94	1/30	1	0.26	1.26	
▶ H60m	6	Bill CAMERON	SR-4	8.37	2/6	10	1.41	11.41	
▶ H60m	13	Luke HAUERT	FR-1	8.56	1/30	2	0.30	2.30	
▶ 4x400	3	Hauert, Conrad, Richardson, Cameron		3:21.83	2/6	16	2.66	18.66	
▶ DMR	7	Keroack, Weisbeck, Arechigo, Seelig		11:00.39	1/30	8	0.96	8.96	
▶ HJ	6	Calvin MCGRUDER	JR-3	2.01m	6-7	1/21	10	1.06	11.06
▶ HJ	7	Andrew ROSE	JR-3	2.00m	6-6¾	2/6	8	0.82	8.82
▶ HJ	16	Travis KAMM	JR-3	1.95m	6-4¾	2/6	0.8	0.00	0.80
▶ PV	18	Cody HAGEMAN	JR-3	4.30m	14-1¼	1/21	0.6	0.00	0.60
▶ LJ	4	Calvin MCGRUDER	JR-3	7.32m	24-¾	2/6	14	2.08	16.08
▶ LJ	7	Trevor MAU	FR-1	7.15m	23-5½	2/6	8	1.27	9.27
▶ WT	15	John HUBER	JR-3	15.51m	50-10¾	1/30	0.9	0.00	0.90

Team Total 118.29

12

Western State

Rocky Mountain Athletic Conference

▼ 2
47

Event	Rank	Athlete	Yr	Mark	Date	Pl. Pts.	Bonus	TOTAL	
▶ 60m	20	Nathan DORTZWEILER	JR-3	7.03	1/30	0.45	0.06	0.51	
▶ 200m	4	Reger CRAIGO	SO-2	22.01	2/5	14	1.96	15.96	
▶ 200m	13	Nathan DORTZWEILER	JR-3	22.39	1/30	2	0.47	2.47	
▶ 400m	9	Andy CROOK	JR-3	50.19	1/30	6	0.67	6.67	
▶ 400m	16	Jerrett SWARR	SR-4	50.58	1/30	0.8	0.19	0.99	
▶ Mile	19	Tyler RASMUSSEN	JR-3	4:16.46	2/5	0.5	0.00	0.50	
▶ 4x400	7	Myers, Swarr, Dortzweiler, Crook		3:24.32	2/5	8	1.20	9.20	
▶ DMR	4	Cowhick, Banks, Nelson, Haebe		10:06.12	1/22	14	3.41	17.41	
▶ HJ	10	Akil GIPSON	SO-2	1.99m	6-6¾	1/30	5	0.59	5.59
▶ HJ	12	Shawn MARSHALL	JR-3	1.98m	6-6	1/22	3	0.35	3.35
▶ HJ	20	Najji MAYBERRY	FR-1	1.93m	6-4	1/22	0.45	0.00	0.45
▶ LJ	17	Najji MAYBERRY	FR-1	6.73m	22-1	12/5	0.7	0.00	0.70
▶ TJ	3	Akil GIPSON	SO-2	14.28m	46-10¾	1/22	16	1.88	17.88
▶ TJ	14	Najji MAYBERRY	FR-1	13.85m	45-5½	12/5	1	0.23	1.23
▶ SP	4	Ryan WALSTROM	JR-3	16.19m	53-1½	1/22	14	1.71	15.71
▶ WT	5	Ryan WALSTROM	JR-3	17.59m	57-8½	2/5	12	1.66	13.66

Team Total 114.23



2010 Indoor, Week #2

Only those regionally ranked in top 20 are shown

MEN - Central

13

Metro State

Rocky Mountain Athletic Conference

▼ **1**
12

Event	Rank	Athlete	Yr	Mark	Date	Pl. Pts.	Bonus	TOTAL
▶ 400m	10	Derek FIORINI	SO-2	50.25	2/5	5	0.59	5.59
▶ 800m	1	Shawn LINDBOM	JR-3	1:51.57	2/5	20	3.62	23.62
▶ 800m	5	Carl ARNOLD III	SO-2	1:54.42	1/15	12	1.34	13.34
▶ 800m	14	Rick BOGATAY	SR-4	1:57.01	1/22	1	0.31	1.31
▶ Mile	3	Rick BOGATAY	SR-4	4:03.44	2/5	16	2.41	18.41
▶ Mile	11	Nathan NEWLAND	SR-4	4:11.48	2/5	4	0.47	4.47
▶ Mile	18	Brandon JOHNSON	SR-4	4:14.64	2/5	0.6	0.13	0.73
▶ Mile	20	Carl ARNOLD III	SO-2	4:16.56	1/22	0.45	0.00	0.45
▶ 4x400	13	Fiorini, Newland, Lindbom, Arnold III		3:29.74	1/15	2	0.00	2.00
▶ DMR	2	Arnold III, Fiorini, Lindbom, Bogatay		9:57.75	1/22	18	4.00	22.00
Team Total								92.23

14

Augustana (S.D.)

Northern Sun Intercollegiate Conference

▲ **1**
75

Event	Rank	Athlete	Yr	Mark	Date	Pl. Pts.	Bonus	TOTAL	
▶ 60m	4	Diego OQUENDO	FR-1	6.92	2/6	14	1.37	15.37	
▶ 400m	15	Aduo OMOT	FR-1	50.44	1/29	0.9	0.34	1.24	
▶ 800m	8	Brian WERNER	SR-4	1:54.57	1/29	7	1.26	8.26	
▶ 5000	6	Matt HEESCH	SR-4	15:32.99	1/29	10	1.10	11.10	
▶ H60m	6	Diego OQUENDO	FR-1	8.37	2/6	10	1.41	11.41	
▶ H60m	10	Paul MALLORY	SO-2	8.48	1/23	5	0.58	5.58	
▶ 4x400	9	Mallory, Morris, Omot, Werner		3:25.22	2/6	6	0.83	6.83	
▶ HJ	7	Cory SUGDEN	FR-1	2.00m	6-6%	2/6	8	0.82	8.82
▶ HJ	18	Blake RIDEGWAY	JR-3	1.94m	6-4%	1/17	0.6	0.00	0.60
▶ SP	7	Aaron JUNG	SO-2	15.71m	51-6%	1/29	8	0.98	8.98
▶ SP	20	Tyler LYNCH	JR-3	14.38m	47-2%	1/17	0.45	0.00	0.45
▶ HEPT	15	Jacob POHLMANN	FR-1	3,874	1/29	0.9	0.00	0.90	
Team Total								80.32	

15

Minn.-Duluth

Northern Sun Intercollegiate Conference

▼ **1**
68

Event	Rank	Athlete	Yr	Mark	Date	Pl. Pts.	Bonus	TOTAL	
▶ 800m	9	Spencer CARLSON	SR-4	1:55.75	2/5	6	0.64	6.64	
▶ 800m	10	Mike FINNERTY	SR-4	1:56.08	2/5	5	0.55	5.55	
▶ 800m	17	Louis HUGHES	SO-2	1:57.54	2/5	0.7	0.17	0.87	
▶ 5000	15	Nick NYGAARD	SO-2	15:50.42	2/5	0.9	0.25	1.15	
▶ 5000	16	Zach VARTY	SR-4	15:55.30	2/5	0.8	0.12	0.92	
▶ H60m	2	John KNEBEL	JR-3	8.24	2/5	18	2.84	20.84	
▶ H60m	5	Seth URTEL	SR-4	8.36	1/23	12	1.51	13.51	
▶ H60m	8	Trevor JELLUM	FR-1	8.39	2/5	7	1.21	8.21	
▶ H60m	16	Jimmy WARMUTH	SR-4	8.59	2/5	0.8	0.20	1.00	
▶ PV	12	Jason BEUTZ	SR-4	4.50m	14-9	1/30	3	0.39	3.39
▶ TJ	20	Jimmy WARMUTH	SR-4	13.66m	44-9%	1/30	0.45	0.00	0.45
▶ HEPT	10	Matt MOLDE	SO-2	4,071	1/15	5	0.41	5.41	
▶ HEPT	11	Jimmy WARMUTH	SR-4	4,066	1/15	4	0.40	4.40	
▶ HEPT	20	Andy HEFFELE	FR-1	3,524	1/15	0.45	0.00	0.45	
Team Total								74.77	

16

UC-Colorado Springs

Rocky Mountain Athletic Conference

▲ **1**
46

Event	Rank	Athlete	Yr	Mark	Date	Pl. Pts.	Bonus	TOTAL	
▶ 800m	5	Alex VAZQUEZ	SR-4	1:54.42	2/5	12	1.34	13.34	
▶ 800m	7	Chris REYNOLDS	JR-3	1:54.51	2/5	8	1.29	9.29	
▶ 4x400	6	Vazquez, Christian, Shaver, Reynolds		3:23.71	2/5	10	1.49	11.49	
▶ HJ	2	Steven GOMEZ	SO-2	2.09m	6-10%	2/5	18	3.18	21.18
▶ TJ	13	Anthony CARDINALE	FR-1	13.88m	45-6%	12/5	2	0.33	2.33
▶ HEPT	8	Brian HOPKINS	SO-2	4,274	1/22	7	0.91	7.91	
Team Total								67.59	



2010 Indoor, Week #2

Only those regionally ranked in top 20 are shown

MEN - Central

17



Bemidji State

Northern Sun Intercollegiate Conference

▼ 1

35

Event	Rank	Athlete	Yr	Mark	Date	Pl. Pts.	Bonus	TOTAL	
▶ DMR	9	Diedrich, Schauer, Muenchow, Trom		11:27.84	1/30	6	0.13	6.13	
▶ PV	9	Zac PREBLE	SR-4	4.55m	14-11	12/5	6	0.70	6.70
▶ PV	12	Raphael GELO	FR-1	4.50m	14-9	1/30	3	0.39	3.39
▶ SP	11	Zac PREBLE	SR-4	14.96m	49-1	12/11	4	0.26	4.26
▶ SP	17	Brian LEONHARDT	SO-2	14.60m	47-11	1/15	0.7	0.00	0.70
▶ WT	16	Kyle CHRISTIANSON	SR-4	15.50m	50-10%	1/15	0.8	0.00	0.80
▶ WT	20	Brian LEONHARDT	SO-2	14.95m	49-¾	1/15	0.45	0.00	0.45
▶ HEPT	1	Zac PREBLE	SR-4	5,011		12/11	20	4.42	24.42
▶ HEPT	7	Tandy JUELL	FR-1	4,329		1/15	8	1.13	9.13
▶ HEPT	18	Brian BAULKE	JR-3	3,617		12/11	0.6	0.00	0.60
Team Total								57.24	



2010 Indoor, Week #2

Only those regionally ranked in top 20 are shown

MEN - East

Southern Connecticut

Northeast-10 Conference

15

Event	Rank	Athlete	Yr	Mark	Date	Pl. Pts.	Bonus	TOTAL	
▶ 60m	3	Nana OCRAN	JR-3	6.89	12/11	16	2.55	18.55	
▶ 60m	4	Diwani AUGUSTINE	SR-4	6.93	12/11	14	2.04	16.04	
▶ 60m	7	Andrew PRATT	SR-4	7.04	12/5	8	0.99	8.99	
▶ 60m	12	Russell FALLO	SO-2	7.12	12/5	3	0.37	3.37	
▶ 60m	16	Thomas PHOMMALINH	FR-1	7.17	12/11	0.8	0.17	0.97	
▶ 60m	17	Akeem ELLIOTT	SO-2	7.22	12/11	0.7	0.00	0.70	
▶ 200m	17	Stenson JEAN-BAPTISTE	SO-2	22.93	2/5	0.7	0.16	0.86	
▶ 200m	19	Diwani AUGUSTINE	SR-4	22.99	1/29	0.5	0.09	0.59	
▶ 400m	15	Stenson JEAN-BAPTISTE	SO-2	50.56	2/5	0.9	0.22	1.12	
▶ 800m	1	Selasi LUMAX	SO-2	1:53.17	1/29	20	2.94	22.94	
▶ 800m	3	Adam MCLEAN	SR-4	1:53.56	1/29	16	2.68	18.68	
▶ 800m	4	Brian ROBBINS	JR-3	1:53.68	2/5	14	2.60	16.60	
▶ 800m	5	Richard JACKSON	SR-4	1:55.37	12/5	12	1.65	13.65	
▶ 800m	10	Brian NILL	FR-1	1:57.73	1/29	5	0.65	5.65	
▶ Mile	16	Tucker SCHAEFER	FR-1	4:25.94	12/11	0.8	0.08	0.88	
▶ 5000	11	Daniel GAUNYA	JR-3	15:36.16	12/5	4	0.47	4.47	
▶ 5000	20	Tucker SCHAEFER	FR-1	16:04.00	12/5	0.45	0.00	0.45	
▶ H60m	5	Casey CANADA	JR-3	8.63	2/5	12	1.37	13.37	
▶ H60m	11	Logan SHARPE	FR-1	8.92	1/23	4	0.42	4.42	
▶ H60m	15	Justin ESCARAVAGE	FR-1	9.25	1/23	0.9	0.00	0.90	
▶ 4x400	3	Lumax, Jean-Baptiste, McLean, Jackson		3:18.53	2/5	16	3.50	19.50	
▶ DMR	5	Lumax, Sharpe, McLean, Schaefer		10:25.91	2/5	12	0.00	12.00	
▶ HJ	6	Jared DIXON	JR-3	1.99m	6-6½	12/5	10	1.69	11.69
▶ HJ	12	Thomas CASSARINI	FR-1	1.79m	5-10½	1/23	3	0.60	3.60
▶ HJ	14	Justin ESCARAVAGE	FR-1	1.65m	5-5	1/29	1	0.06	1.06
▶ PV	1	Ryan WHITEHEAD	SR-4	5.05m	16-6¾	12/11	20	4.26	24.26
▶ PV	2	Patrick WASZCZAK	JR-3	4.80m	15-9	1/29	18	3.49	21.49
▶ PV	3	Kevin GIBEAULT	FR-1	4.42m	14-6	12/5	16	2.31	18.31
▶ PV	4	Jonathan GALLI	SO-2	4.35m	14-3¾	2/5	14	2.11	16.11
▶ PV	5	Justin ESCARAVAGE	FR-1	4.12m	13-6¾	12/5	12	1.60	13.60
▶ LJ	1	Diwani AUGUSTINE	SR-4	7.27m	23-10¾	12/5	20	3.80	23.80
▶ LJ	2	Akeem ELLIOTT	SO-2	7.13m	23-4¾	12/11	18	3.11	21.11
▶ LJ	6	Russell FALLO	SO-2	6.72m	22-¾	1/29	10	1.54	11.54
▶ LJ	15	Justin ESCARAVAGE	FR-1	6.11m	20-½	1/29	0.9	0.09	0.99
▶ TJ	1	Diwani AUGUSTINE	SR-4	14.87m	48-9¾	12/11	20	4.65	24.65
▶ TJ	5	Akeem ELLIOTT	SO-2	13.44m	44-1¼	1/23	12	1.95	13.95
▶ TJ	7	Jeffrey WILLIAMS	SO-2	12.97m	42-6¾	2/5	8	1.32	9.32
▶ SP	2	Shawneil THOMPSON	SO-2	14.38m	47-2¼	1/23	18	2.85	20.85
▶ SP	3	Stephen CAPPELLO	JR-3	14.19m	46-6¾	1/23	16	2.45	18.45
▶ SP	13	Frank GAMBARDELLA	SR-4	12.51m	41-½	1/23	2	0.12	2.12
▶ SP	15	Nicholas FEDOR	JR-3	12.28m	40-3¾	12/5	0.9	0.00	0.90

▶ WT	1	Frank GAMBARDELLA	SR-4	17.06m	55-11¾	2/5	20	4.58	24.58
▶ WT	2	Shawneil THOMPSON	SO-2	16.12m	52-10¾	12/11	18	3.38	21.38
▶ WT	3	Nicholas FEDOR	JR-3	15.63m	51-3¾	2/5	16	2.76	18.76
▶ WT	4	David BANNERMAN	SO-2	15.15m	49-8¾	2/5	14	2.27	16.27
▶ WT	5	Jason MOON	FR-1	14.59m	47-10½	12/5	12	1.76	13.76
▶ WT	10	Stephen CAPPELLO	JR-3	12.83m	42-1¼	12/5	5	0.46	5.46
▶ HEPT	2	Justin ESCARAVAGE	FR-1	3,995		1/29	18	10.00	28.00

Team Total 571.81

**2010 Indoor, Week #2**

Only those regionally ranked in top 20 are shown

MEN - East**2****American International University**

Northeast-10 Conference

6

Event	Rank	Athlete	Yr	Mark	Date	Pl. Pts.	Bonus	TOTAL	
▶ 60m	7	Dominic SMITH	SO-2	7.04	1/23	8	0.99	8.99	
▶ 60m	7	Alex JOSEPH	JR-3	7.04	1/23	8	0.99	8.99	
▶ 60m	20	Chris GOINS	FR-1	7.26	1/23	0.45	0.00	0.45	
▶ 200m	4	Dominic SMITH	SO-2	22.05	12/5	14	1.75	15.75	
▶ 200m	5	Carlton WILDMAN	JR-3	22.06	12/5	12	1.71	13.71	
▶ 200m	8	Terrance WORILDS	FR-1	22.21	1/29	7	1.28	8.28	
▶ 200m	9	Emmanuel JEAN	FR-1	22.40	1/29	6	0.83	6.83	
▶ 200m	10	Maurice CALEDA	JR-3	22.53	12/12	5	0.63	5.63	
▶ 200m	11	John MULLINIX	SR-4	22.63	12/12	4	0.51	4.51	
▶ 200m	15	Michael BEGANSKY	JR-3	22.88	1/29	0.9	0.22	1.12	
▶ 400m	3	Emmanuel JEAN	FR-1	48.63	1/29	16	2.17	18.17	
▶ 400m	4	Dominic SMITH	SO-2	48.95	12/5	14	1.65	15.65	
▶ 400m	7	Carlton WILDMAN	JR-3	49.08	12/12	8	1.43	9.43	
▶ 800m	2	Emile BARNETT	JR-3	1:53.47	1/29	18	2.74	20.74	
▶ Mile	3	Victor KEMBOI	FR-1	4:15.65	1/9	16	2.25	18.25	
▶ Mile	7	Julien DEVANNE	FR-1	4:20.82	1/23	8	1.00	9.00	
▶ 5000	1	Glarius ROP	FR-1	14:08.83	12/5	20	5.77	25.77	
▶ 5000	2	Victor KEMBOI	FR-1	14:36.45	12/5	18	3.85	21.85	
▶ 5000	5	Brian MULWO	SO-2	15:14.27	1/29	12	1.41	13.41	
▶ H60m	3	Anthony HATWOOD	FR-1	8.47	1/9	16	2.34	18.34	
▶ H60m	8	Chris GOINS	FR-1	8.66	1/23	7	1.23	8.23	
▶ 4x400	2	Mullinix, Barnett, Smith, Wildman		3:17.80	12/12	18	3.77	21.77	
▶ DMR	1	Kemboi, Calenda, Barnett, Devanne		10:04.21	1/29	20	7.22	27.22	
▶ HJ	2	Noel JAMES	FR-1	2.14m	7- $\frac{1}{2}$	1/23	18	2.97	20.97
▶ HJ	3	Dylan MOORE	FR-1	2.09m	6-10 $\frac{1}{4}$	1/23	16	2.46	18.46
▶ HJ	5	Anthony HATWOOD	FR-1	2.01m	6-7	2/6	12	1.83	13.83
▶ HJ	7	Terri GOLDSON	JR-3	1.95m	6-4 $\frac{1}{4}$	12/12	8	1.40	9.40
▶ HJ	9	Justin ROBERTS	JR-3	1.85m	6- $\frac{3}{4}$	1/29	6	0.83	6.83
▶ PV	9	Justin ROBERTS	JR-3	3.65m	11-11 $\frac{1}{2}$	1/29	6	0.68	6.68
▶ PV	12	Mikell BRANCH	JR-3	3.43m	11-3	2/6	3	0.41	3.41
▶ PV	14	Sean MURRAY	FR-1	3.13m	10-3 $\frac{1}{2}$	2/6	1	0.04	1.04
▶ LJ	3	Maurice CALEDA	JR-3	7.10m	23-3 $\frac{1}{2}$	12/12	16	2.96	18.96
▶ LJ	4	Alex JOSEPH	JR-3	6.96m	22-10	1/23	14	2.37	16.37
▶ LJ	7	John MULLINIX	SR-4	6.58m	21-7 $\frac{1}{2}$	1/9	8	1.06	9.06
▶ LJ	8	Allen BUSH	JR-3	6.57m	21-6 $\frac{1}{2}$	1/29	7	1.02	8.02
▶ LJ	19	Justin ROBERTS	JR-3	5.99m	19-8	1/29	0.5	0.00	0.50
▶ TJ	2	Maurice CALEDA	JR-3	14.31m	46-11 $\frac{1}{2}$	12/12	18	3.57	21.57
▶ TJ	3	Noel JAMES	FR-1	13.68m	44-10 $\frac{1}{2}$	2/5	16	2.35	18.35
▶ TJ	11	Dylan MOORE	FR-1	11.88m	38-11 $\frac{1}{2}$	12/12	4	0.24	4.24
▶ SP	12	Paul SKARKA	JR-3	12.52m	41-1	2/6	3	0.12	3.12
▶ WT	12	Edwin WILLIAM	JR-3	12.26m	40-2 $\frac{1}{2}$	1/23	3	0.19	3.19

▶ WT	15	Paul SKARKA	JR-3	11.58m	38-0	12/12	0.9	0.00	0.90
▶ HEPT	1	Justin ROBERTS	JR-3	4,014		1/29	20	10.00	30.00

Team Total 519.83**3****UMass Lowell**

Northeast-10 Conference

10

Event	Rank	Athlete	Yr	Mark	Date	Pl. Pts.	Bonus	TOTAL	
▶ 60m	15	Joshua ADAMS	FR-1	7.15	12/5	0.9	0.25	1.15	
▶ 200m	1	Evan WHITE	FR-1	21.63	1/29	20	3.31	23.31	
▶ 200m	20	Joshua ADAMS	FR-1	23.04	1/23	0.45	0.04	0.49	
▶ 400m	1	Donte BROWN	JR-3	47.94	1/29	20	3.34	23.34	
▶ 400m	6	Jeffrey WUNDT	SO-2	49.06	2/5	10	1.47	11.47	
▶ 400m	8	Evan WHITE	FR-1	49.31	2/5	7	1.16	8.16	
▶ 400m	10	Craig BENNETT	FR-1	49.63	2/5	5	0.81	5.81	
▶ 400m	12	Robert LIEKWEG	JR-3	50.04	12/12	3	0.50	3.50	
▶ 400m	15	Nicholas DELGUIDICE	FR-1	50.56	1/29	0.9	0.22	1.12	
▶ 400m	20	Joshua SCHUSSLER	SO-2	51.12	12/5	0.45	0.00	0.45	
▶ 800m	8	Christopher ESTRELLA	FR-1	1:57.08	1/29	7	0.92	7.92	
▶ 800m	15	Adam HANLEY	SO-2	1:59.33	1/29	0.9	0.21	1.11	
▶ 800m	18	Daniel WANG	SO-2	1:59.56	2/5	0.6	0.16	0.76	
▶ Mile	1	Angus MACDONALD	JR-3	4:07.92	1/29	20	4.59	24.59	
▶ Mile	6	Tim GUERIN	SR-4	4:19.12	2/5	10	1.33	11.33	
▶ Mile	10	Greg WILSON	JR-3	4:23.56	1/23	5	0.49	5.49	
▶ Mile	11	Jeff VEIGA	SO-2	4:24.03	1/23	4	0.40	4.40	
▶ Mile	12	Daniel WANG	SO-2	4:24.07	1/29	3	0.39	3.39	
▶ 5000	3	Tim GUERIN	SR-4	15:07.70	12/5	16	1.82	17.82	
▶ H60m	6	Matthew BLAZON	JR-3	8.64	2/5	10	1.32	11.32	
▶ 4x400	1	Brown, Wundt, Bennett, Liekweg		3:15.64	1/29	20	4.58	24.58	
▶ DMR	2	Wang, Brown, Estrella, Guerin		10:06.00	2/5	18	6.08	24.08	
▶ HJ	11	Matthew BLAZON	JR-3	1.81m	5-11 $\frac{1}{4}$	1/23	4	0.67	4.67
▶ PV	13	Matthew BLAZON	JR-3	3.20m	10-6	1/23	2	0.12	2.12
▶ LJ	5	William NGUIDJOI	JR-3	6.84m	22-5 $\frac{1}{2}$	2/5	12	1.95	13.95
▶ LJ	10	Joshua ADAMS	FR-1	6.32m	20-9	1/16	5	0.47	5.47
▶ LJ	16	Matthew BLAZON	JR-3	6.09m	19-11 $\frac{1}{4}$	12/12	0.8	0.06	0.86
▶ TJ	4	William NGUIDJOI	JR-3	13.47m	44-2 $\frac{1}{2}$	1/16	14	1.99	15.99
▶ SP	1	Cory MURRAY	JR-3	16.38m	53-9	1/29	20	7.12	27.12

Team Total 287.69



2010 Indoor, Week #2

Only those regionally ranked in top 20 are shown

MEN - East

4		Stonehill		unch					
		Northeast-10 Conference		26					
Event	Rank	Athlete	Yr	Mark	Date	Pl. Pts.	Bonus	TOTAL	
▶ 400m	14	Pak LUL	SO-2	50.48	2/5	1	0.27	1.27	
▶ 800m	11	Sean HANLON	FR-1	1:57.94	1/23	4	0.56	4.56	
▶ 800m	17	Brian BENSON	JR-3	1:59.34	12/12	0.7	0.21	0.91	
▶ 800m	20	Kevin DOLAN	FR-1	2:00.50	12/12	0.45	0.00	0.45	
▶ Mile	4	Daniel PILZ	JR-3	4:17.27	1/23	14	1.78	15.78	
▶ Mile	9	Patrick FULLERTON	JR-3	4:23.24	1/23	6	0.55	6.55	
▶ Mile	14	Steve POLITO	SO-2	4:24.11	1/23	1	0.39	1.39	
▶ Mile	18	Sean HANLON	FR-1	4:26.77	12/5	0.6	0.00	0.60	
▶ Mile	19	Dan FIDLER	JR-3	4:26.79	1/29	0.5	0.00	0.50	
▶ 5000	6	Steve POLITO	SO-2	15:15.94	1/29	10	1.31	11.31	
▶ 5000	10	Dan FIDLER	JR-3	15:33.33	12/5	5	0.58	5.58	
▶ H60m	1	Corey THOMAS	FR-1	8.19	1/29	20	4.44	24.44	
▶ 4x400	9	Driscoll, Thomas, Benson, Lul		3:30.61	12/5	6	0.39	6.39	
▶ DMR	3	Fullerton, Lul, Hanlon, Pilz		10:09.61	2/5	16	3.81	19.81	
▶ HJ	1	Corey THOMAS	FR-1	2.16m	7-1	1/29	20	3.17	23.17
▶ HJ	4	Joe D'AGOSTINO	SR-4	2.03m	6-8	1/29	14	1.97	15.97
▶ PV	6	Kevin MCCANN	FR-1	4.05m	13-3½	2/5	10	1.44	11.44
▶ PV	6	Luke BYNES	FR-1	4.05m	13-3½	2/5	10	1.44	11.44
▶ LJ	12	Joe D'AGOSTINO	SR-4	6.24m	20-5¾	1/23	3	0.32	3.32
▶ SP	5	Dan NEWTON	JR-3	13.77m	45-2¼	2/5	12	1.74	13.74
▶ SP	7	Pat FANNING	JR-3	13.18m	43-3	2/5	8	0.87	8.87
▶ SP	10	John GELCIUS	FR-1	12.71m	41-8½	1/23	5	0.27	5.27
▶ SP	14	Mark WHITE	JR-3	12.48m	40-11½	1/29	1	0.09	1.09
▶ WT	9	Pat FANNING	JR-3	13.21m	43-4¼	2/5	6	0.64	6.64
▶ WT	11	Dan KINCADE	SO-2	12.68m	41-7¼	12/5	4	0.39	4.39
▶ WT	13	Dan NEWTON	JR-3	12.11m	39-8¼	1/23	2	0.12	2.12
Team Total								208.24	

5		Saint Rose		unch					
		Northeast-10 Conference		81					
Event	Rank	Athlete	Yr	Mark	Date	Pl. Pts.	Bonus	TOTAL	
▶ 60m	11	Kevin JACKSON	SR-4	7.09	1/16	4	0.58	4.58	
▶ 60m	19	Charles GILREATH	FR-1	7.23	1/23	0.5	0.00	0.50	
▶ 60m	20	Umar HASAN	FR-1	7.26	1/16	0.45	0.00	0.45	
▶ 200m	13	Kevin JACKSON	SR-4	22.79	1/23	2	0.32	2.32	
▶ 200m	14	Charles KARAM	SO-2	22.84	1/23	1	0.27	1.27	
▶ 200m	16	Charles GILREATH	FR-1	22.92	1/23	0.8	0.17	0.97	
▶ 200m	17	Ryan SAUNDERS	SO-2	22.93	1/23	0.7	0.16	0.86	
▶ 400m	13	Ryan SAUNDERS	SO-2	50.07	2/6	2	0.48	2.48	
▶ 400m	17	Charles KARAM	SO-2	50.85	1/16	0.7	0.07	0.77	
▶ 400m	18	Charles GILREATH	FR-1	50.93	1/9	0.6	0.03	0.63	
▶ 800m	6	Tyler GANTZ	SR-4	1:55.50	2/6	10	1.59	11.59	
▶ 800m	7	Macky LLOYD	SO-2	1:56.72	1/23	8	1.07	9.07	
▶ 800m	9	Michael CORRADO	FR-1	1:57.29	2/6	6	0.83	6.83	
▶ Mile	13	Macky LLOYD	SO-2	4:24.09	1/9	2	0.39	2.39	
▶ H60m	2	Kevin JACKSON	SR-4	8.32	1/16	18	3.44	21.44	
▶ H60m	4	Ryan SAUNDERS	SO-2	8.53	1/23	14	1.90	15.90	
▶ H60m	7	Umar HASAN	FR-1	8.65	1/16	8	1.27	9.27	
▶ H60m	12	Travis RYTELL	SR-4	8.94	1/16	3	0.38	3.38	
▶ H60m	20	Joe BAEZ	SO-2	9.77	1/23	0.45	0.00	0.45	
▶ 4x400	5	Karam, Gilreath, Hasan, Saunders		3:23.92	1/9	12	1.94	13.94	
▶ DMR	6	Gantz, Papesca, Corrado, Lloyd		10:39.03	1/23	10	0.00	10.00	
▶ HJ	8	Ryan SAUNDERS	SO-2	1.91m	6-3¼	1/9	7	1.12	8.12
▶ HJ	13	Travis RYTELL	SR-4	1.76m	5-9¼	2/6	2	0.48	2.48
▶ PV	9	Michael MURTAGH	FR-1	3.65m	11-11¼	2/6	6	0.68	6.68
▶ PV	15	Ryan SAUNDERS	SO-2	3.05m	10-0	2/6	0.9	0.00	0.90
▶ LJ	11	Umar HASAN	FR-1	6.29m	20-7¾	1/16	4	0.41	4.41
▶ LJ	14	Kevin JACKSON	SR-4	6.12m	20-1	1/16	1	0.11	1.11
▶ LJ	20	Charles KARAM	SO-2	5.83m	19-1¼	1/9	0.45	0.00	0.45
▶ TJ	9	Kevin JACKSON	SR-4	12.53m	41-1¼	2/6	6	0.73	6.73
▶ TJ	10	Umar HASAN	FR-1	12.23m	40-1¼	1/9	5	0.48	5.48
▶ TJ	13	Joe BAEZ	SO-2	11.72m	38-5¼	1/16	2	0.13	2.13
▶ SP	6	Jeremy CHAPLINE	SR-4	13.44m	44-1¼	1/16	10	1.25	11.25
▶ WT	8	Jeremy CHAPLINE	SR-4	13.65m	44-9¼	1/23	7	0.91	7.91
Team Total								178.42	



2010 Indoor, Week #2

Only those regionally ranked in top 20 are shown

MEN - East

6				New Haven		unch		65	
				Northeast-10 Conference					
Event	Rank	Athlete	Yr	Mark	Date	Pl. Pts.	Bonus	TOTAL	
▶ 60m	2	Kevin DOWNING	SO-2	6.87	12/11	18	2.81	20.81	
▶ 200m	3	Kevin DOWNING	SO-2	21.89	12/5	16	2.34	18.34	
▶ 800m	13	Alaric BEST	SR-4	1:59.07	1/29	2	0.26	2.26	
▶ Mile	5	Matthew DUNHAM	SO-2	4:17.59	1/29	12	1.68	13.68	
▶ H60m	14	Thomas DULOVIC	FR-1	9.02	1/16	1	0.20	1.20	
▶ H60m	18	Tyler PARKER	SR-4	9.51	2/5	0.6	0.00	0.60	
▶ 4x400	8	Reid, Maldonado, Ezemma, Whittington		3:29.90	1/9	7	0.55	7.55	
▶ DMR	7	Lane, Maldonado, Chiapperino, Freitas		11:00.45	2/5	8	0.00	8.00	
▶ HJ	10	Jared NEFF	FR-1	1.83m	6-0	12/11	5	0.75	5.75
▶ PV	11	Kyle LAMBERT	SO-2	3.52m	11-6½	12/5	4	0.52	4.52
▶ LJ	16	Winston REID	FR-1	6.09m	19-11½	12/5	0.8	0.06	0.86
▶ LJ	18	Ian QUERZE	JR-3	6.06m	19-10½	1/16	0.6	0.00	0.60
▶ TJ	8	Kerry SABANTY	FR-1	12.59m	41-3¾	1/16	7	0.81	7.81
▶ TJ	12	Ian QUERZE	JR-3	11.74m	38-6¾	12/5	3	0.14	3.14
▶ SP	8	Michael RENNA	SO-2	12.97m	42-6¾	12/5	7	0.56	7.56
▶ SP	9	Joshua WOODIN	SO-2	12.82m	42-¾	1/29	6	0.35	6.35
▶ SP	18	Charles DIGUGLIEMO	SO-2	11.97m	39-3¾	12/11	0.6	0.00	0.60
▶ WT	6	Robert CREIGHTON	JR-3	14.23m	46-8¾	2/5	10	1.44	11.44
▶ WT	7	Joshua WOODIN	SO-2	13.80m	45-3¾	1/29	8	1.05	9.05
▶ WT	14	Travis TIMMONS	JR-3	11.99m	39-4	1/29	1	0.06	1.06
▶ WT	17	Paul BRANDT	JR-3	11.27m	36-11½	12/5	0.7	0.00	0.70
▶ WT	19	Kevin GILHULY	FR-1	9.74m	31-11½	2/5	0.5	0.00	0.50
Team Total								134.75	

7				Adelphi		▲ 1		29	
				Northeast-10 Conference					
Event	Rank	Athlete	Yr	Mark	Date	Pl. Pts.	Bonus	TOTAL	
▶ 60m	1	Kevin DURANT	SR-4	6.81	2/5	20	3.60	23.60	
▶ 60m	13	Kwesi PETERS	JR-3	7.13	1/22	2	0.33	2.33	
▶ 200m	7	Kevin DURANT	SR-4	22.11	1/8	8	1.53	9.53	
▶ 400m	2	Mychael FABIO	SO-2	48.27	1/22	18	2.78	20.78	
▶ 400m	8	Scott FACEY	SR-4	49.31	1/22	7	1.16	8.16	
▶ 800m	12	Bailey INCE	JR-3	1:58.68	2/5	3	0.34	3.34	
▶ 800m	15	Obed BIENNE	SR-4	1:59.33	2/5	0.9	0.21	1.11	
▶ Mile	8	Tom CLARK	FR-1	4:22.98	1/22	7	0.60	7.60	
▶ Mile	15	Andrew COELHO	FR-1	4:24.41	2/5	0.9	0.33	1.23	
▶ 5000	7	Angel ORTEGA	SO-2	15:25.39	1/22	8	0.90	8.90	
▶ 5000	9	Andrew COELHO	FR-1	15:30.53	1/22	6	0.70	6.70	
▶ 5000	12	Tom CLARK	FR-1	15:44.85	1/15	3	0.27	3.27	
▶ H60m	17	Byron VOUSTSINAS	SR-4	9.49	1/22	0.7	0.00	0.70	
▶ 4x400	4	Ince, Fabio, Durant, Facey		3:22.22	2/5	14	2.35	16.35	
▶ DMR	4	Clark, Fabio, Ince, Coelho		10:11.08	2/5	14	2.89	16.89	
Team Total								131.19	



2010 Indoor, Week #2

Only those regionally ranked in top 20 are shown

MEN - East

13



Molloy

East Coast Conference

unch



Event	Rank	Athlete	Yr	Mark	Date	Pl. Pts.	Bonus	TOTAL
▶ 5000	15	Matthew WALSH	SR-4	15:49.84	1/15	0.9	0.17	1.07

Team Total 1.07

**2010 Indoor, Week #2**

Only those regionally ranked in top 20 are shown

MEN - Midwest


Grand Valley State

unch

Great Lakes Intercollegiate Athletic Conference **30**

Event	Rank	Athlete	Yr	Mark	Date	Pl. Pts.	Bonus	TOTAL	
▶ 60m	9	Jovon FAULK	SO-2	6.98	2/5	6	0.82	6.82	
▶ 60m	17	Xavier PARNELL	SO-2	7.04	1/7	0.7	0.17	0.87	
▶ 200m	17	Jovon FAULK	SO-2	22.41	2/5	0.7	0.26	0.96	
▶ 200m	20	Xavier PARNELL	SO-2	22.45	12/17	0.45	0.18	0.63	
▶ 400m	7	Troy ROCK	SR-4	49.53	1/29	8	1.11	9.11	
▶ 400m	10	Spencer THOMAS	SO-2	49.81	12/17	5	0.73	5.73	
▶ 400m	11	Michael BAREMAN	FR-1	49.92	1/29	4	0.58	4.58	
▶ 400m	18	Jared MEIER	FR-1	50.48	1/22	0.6	0.10	0.70	
▶ 800m	9	Austin BROWN	SO-2	1:55.83	12/17	6	0.73	6.73	
▶ 800m	13	John DYER	FR-1	1:56.00	1/29	2	0.62	2.62	
▶ 800m	14	Craig RUMPF	JR-3	1:56.17	1/22	1	0.52	1.52	
▶ 800m	15	Zach MILLS	SO-2	1:56.67	12/17	0.9	0.23	1.13	
▶ 800m	20	Brian WILDER	SO-2	1:57.32	1/29	0.45	0.01	0.46	
▶ Mile	4	Pat SAGE	JR-3	4:14.72	1/29	14	1.86	15.86	
▶ Mile	5	Tyler EMMOREY	SO-2	4:15.48	1/29	12	1.58	13.58	
▶ Mile	7	Jeff NORDQUIST	SO-2	4:17.96	1/29	8	0.90	8.90	
▶ Mile	12	Anthony WITT	SO-2	4:18.72	1/29	3	0.72	3.72	
▶ Mile	13	Aaron DENNER	SO-2	4:19.40	1/29	2	0.56	2.56	
▶ Mile	14	Paul ZIELINSKI	SO-2	4:20.12	1/29	1	0.39	1.39	
▶ Mile	19	Austin BROWN	SO-2	4:21.33	1/29	0.5	0.17	0.67	
▶ Mile	20	Jon MANBY	FR-1	4:21.38	1/29	0.45	0.16	0.61	
▶ H60m	10	Joey LATZ	SR-4	8.51	1/29	5	0.50	5.50	
▶ H60m	11	Ryan BROWN	SO-2	8.52	2/5	4	0.46	4.46	
▶ H60m	16	Mark RENTFROW	FR-1	8.60	1/22	0.8	0.19	0.99	
▶ 4x400	3	Bareman, Thomas, Lowe, Rock		3:18.73	12/17	16	3.06	19.06	
▶ DMR	3	Julson, Lowe, Dyer, Gibbons		10:15.45	2/5	16	3.00	19.00	
▶ HJ	2	Nate MILLER	SR-4	2.05m	6-8½	18	3.51	21.51	
▶ HJ	9	John IOTT	FR-1	1.93m	6-4	2/5	6	6.70	
▶ PV	5	Quinton DENNIS	JR-3	4.80m	15-9	12	1.83	13.83	
▶ PV	7	Matt GORDENEER	SR-4	4.75m	15-7	2/5	8	9.52	
▶ PV	12	Kevin LELAND	FR-1	4.50m	14-9	3	0.30	3.30	
▶ PV	14	Travis FISHER	SO-2	4.45m	14-7½	2/5	1	1.14	
▶ PV	16	Peter ANTOR	SR-4	4.34m	14-2½	2/5	0.8	0.00	0.80
▶ LJ	2	Ryan RADEMACHER	SR-4	7.18m	23-6½	1/29	18	3.85	21.85
▶ TJ	2	Robert METELLUS	SR-4	13.96m	45-9½	2/5	18	2.20	20.20
▶ TJ	3	Nathaniel SMITH	JR-3	13.95m	45-9½	12/17	16	2.17	18.17
▶ SP	2	Matt ARMSTRONG	SO-2	17.52m	57-5½	2/5	18	2.54	20.54
▶ SP	8	Donny STIFFLER	FR-1	16.49m	54-1¼	2/5	7	0.90	7.90
▶ SP	10	Kyle ENO	SO-2	15.89m	52-1¼	1/22	5	0.35	5.35
▶ SP	10	Ian EVANS	SR-4	15.89m	52-1¼	2/5	5	0.35	5.35
▶ SP	17	Aaron CLARK	SO-2	15.02m	49-3½	1/22	0.7	0.00	0.70

▶ WT	16	Donny STIFFLER	FR-1	16.83m	55-2¼	1/22	0.8	0.00	0.80
▶ WT	20	Pat BOND	FR-1	16.29m	53-5½	12/17	0.45	0.00	0.45
▶ HEPT	3	Peter ANTOR	SR-4	4,524		2/5	16	1.96	17.96
▶ HEPT	7	Quinton DENNIS	JR-3	4,144		1/7	8	1.42	9.42
▶ HEPT	8	Dewey SINCLAIR	FR-1	4,120		1/7	7	1.39	8.39
▶ HEPT	12	Travis FISHER	SO-2	3,804		1/7	3	1.10	4.10
▶ HEPT	14	Kevin LELAND	FR-1	2,538		1/7	1	0.02	1.02
▶ HEPT	15	Matt GORDENEER	SR-4	2,522		1/7	0.9	0.01	0.91
▶ HEPT	16	Zachary CHESLEY	SO-2	2,495		1/7	0.8	0.00	0.80

Team Total 343.36

**2010 Indoor, Week #2**

Only those regionally ranked in top 20 are shown

MEN - Midwest**2****Ashland**Great Lakes Intercollegiate Athletic Conference **9**

Event	Rank	Athlete	Yr	Mark	Date	Pl. Pts.	Bonus	TOTAL	
▶ 200m	3	Joe HORN	SR-4	21.95	2/5	16	1.93	17.93	
▶ 200m	20	Justin CHAPPELL	FR-1	22.45	2/5	0.45	0.18	0.63	
▶ 400m	4	Cory LAMAR	FR-1	49.07	2/5	14	1.98	15.98	
▶ Mile	3	Brandon BAUER	SR-4	4:13.55	1/29	16	2.29	18.29	
▶ Mile	17	Matt STRATMAN	JR-3	4:20.72	1/29	0.7	0.25	0.95	
▶ 5000	4	Brock WEAVER	SO-2	15:02.89	12/11	14	1.77	15.77	
▶ 5000	7	Matt STRATMAN	JR-3	15:11.02	12/11	8	1.12	9.12	
▶ 5000	13	Cameron JOHNSON	JR-3	15:20.41	12/11	2	0.49	2.49	
▶ H60m	17	Alan DUNSON	JR-3	8.61	1/29	0.7	0.16	0.86	
▶ H60m	20	Cyrus GRANGER	SO-2	8.63	12/4	0.45	0.09	0.54	
▶ 4x400	4	Lamar, Dunson, Washington, Horn		3:21.18	1/29	14	1.85	15.85	
▶ HJ	3	Nate COOPER	SO-2	1.99m	6-6½	12/11	16	1.93	17.93
▶ HJ	19	Nate LOGAN	SR-4	1.83m	6-0	2/5	0.5	0.00	0.50
▶ PV	11	Robert ROBINSON	SO-2	4.55m	14-11	12/11	4	0.45	4.45
▶ PV	17	Alan SANDERS	FR-1	4.30m	14-1¼	2/5	0.7	0.00	0.70
▶ LJ	4	Antonio PICKENS	FR-1	6.94m	22-9¼	1/22	14	1.82	15.82
▶ LJ	14	Nate COOPER	SO-2	6.60m	21-8	12/4	1	0.19	1.19
▶ LJ	14	Nate LOGAN	SR-4	6.60m	21-8	1/22	1	0.19	1.19
▶ LJ	16	Christian HARRIS	FR-1	6.55m	21-6	12/11	0.8	0.05	0.85
▶ TJ	9	Nate COOPER	SO-2	13.38m	43-10¾	1/22	6	0.84	6.84
▶ TJ	20	Christian HARRIS	FR-1	11.87m	38-11½	1/22	0.45	0.00	0.45
▶ SP	1	Kurt ROBERTS	JR-3	19.12m	62-8¾	2/5	20	5.86	25.86
▶ SP	5	Blaine MAAG	SR-4	17.07m	56-0	12/11	12	1.72	13.72
▶ SP	6	Chase SNIADOCKI	JR-3	16.78m	55-¾	12/11	10	1.31	11.31
▶ SP	12	Carsten KROHN	SO-2	15.78m	51-9¼	1/29	3	0.27	3.27
▶ SP	13	Craig CALL	SO-2	15.70m	51-6¼	2/5	2	0.21	2.21
▶ WT	3	Mike JEFFERY	JR-3	19.64m	64-5¼	12/11	16	2.15	18.15
▶ WT	4	Ryan LOUGHNEY	SO-2	19.46m	63-10¼	1/29	14	1.84	15.84
▶ WT	7	Richard QUICK	FR-1	18.83m	61-9¼	1/29	8	1.08	9.08
▶ WT	7	Blaine MAAG	SR-4	18.83m	61-9¼	12/4	8	1.08	9.08
▶ WT	9	Cory MEULEMAN	SO-2	18.58m	60-11½	1/16	6	0.82	6.82
▶ WT	10	Kurt ROBERTS	JR-3	18.40m	60-4¼	1/22	5	0.71	5.71
▶ WT	17	Craig CALL	SO-2	16.82m	55-2¼	1/22	0.7	0.00	0.70

Team Total**271.54****3****Saginaw Valley State**Great Lakes Intercollegiate Athletic Conference **23**

Event	Rank	Athlete	Yr	Mark	Date	Pl. Pts.	Bonus	TOTAL	
▶ 60m	3	Scott CHEVALIER	SR-4	6.89	12/4	16	2.22	18.22	
▶ 800m	1	Tony FILIPEK	SR-4	1:52.59	1/7	20	3.26	23.26	
▶ 800m	3	Charlie RICHARDS	SR-4	1:53.21	1/22	16	2.68	18.68	
▶ 800m	7	Derek STONE	SR-4	1:55.38	1/22	8	1.00	9.00	
▶ 800m	16	Tony RASCH	FR-1	1:56.75	1/7	0.8	0.18	0.98	
▶ Mile	1	Derek STONE	SR-4	4:11.87	1/29	20	2.91	22.91	
▶ Mile	2	Charlie RICHARDS	SR-4	4:12.61	1/29	18	2.64	20.64	
▶ Mile	6	Marion BODY	JR-3	4:16.26	1/29	10	1.31	11.31	
▶ Mile	10	Steve GENTHER	SR-4	4:18.57	1/7	5	0.76	5.76	
▶ Mile	16	Ben RICHARDS	SR-4	4:20.39	1/15	0.8	0.33	1.13	
▶ 5000	3	Steve GENTHER	SR-4	14:56.58	2/5	16	2.43	18.43	
▶ 5000	5	Nick EKEL	SO-2	15:08.95	12/4	12	1.26	13.26	
▶ 5000	8	Cortland SEAVER	SR-4	15:11.48	2/5	7	1.09	8.09	
▶ 5000	18	Tyler NOBLE	FR-1	15:34.00	1/22	0.6	0.04	0.64	
▶ H60m	9	Calvin SULLINS	FR-1	8.50	1/15	6	0.53	6.53	
▶ H60m	17	John HANNA	FR-1	8.61	1/29	0.7	0.16	0.86	
▶ 4x400	11	Badowsky, Thatcher, Humphries, Arnold		3:26.12	1/7	4	0.20	4.20	
▶ DMR	1	Richards, Body, Filipek, Stone		10:06.34	2/5	20	4.45	24.45	
▶ HJ	8	Calvin SULLINS	FR-1	1.94m	6-4¼	2/5	7	0.88	7.88
▶ PV	14	Tyler GROB	FR-1	4.45m	14-7¼	12/17	1	0.14	1.14
▶ LJ	7	Mark BADOWSKY	SR-4	6.78m	22-3	1/7	8	0.91	8.91
▶ HEPT	2	Mark BADOWSKY	SR-4	4,544	12/17	18	2.00	20.00	
▶ HEPT	5	Tyler GROB	FR-1	4,412	1/7	12	1.79	13.79	
▶ HEPT	10	Aaron WILKINS	JR-3	3,907	1/7	5	1.18	6.18	

Team Total**268.11**



2010 Indoor, Week #2

Only those regionally ranked in top 20 are shown

MEN - Midwest

4



Missouri S&T

Great Lakes Valley Conference

unch

16

Event	Rank	Athlete	Yr	Mark	Date	Pl. Pts.	Bonus	TOTAL
▶ 60m	13	Brett VESSELL	JR-3	7.00	1/29	2	0.60	2.60
▶ 60m	18	Mike WILSON	JR-3	7.06	1/29	0.6	0.06	0.66
▶ 200m	15	Mike WILSON	JR-3	22.37	1/29	0.9	0.37	1.27
▶ 200m	16	Brett VESSELL	JR-3	22.39	1/22	0.8	0.31	1.11
▶ 400m	9	Terry ROBINSON	JR-3	49.65	1/29	6	0.94	6.94
▶ 400m	15	Bryan KLUGE	JR-3	50.19	1/29	0.9	0.29	1.19
▶ 800m	2	Bryan KLUGE	JR-3	1:52.88	2/5	18	2.99	20.99
▶ 800m	6	Brendan SMITH	JR-3	1:54.63	1/29	10	1.45	11.45
▶ Mile	11	Brendan SMITH	JR-3	4:18.70	2/5	4	0.73	4.73
▶ Mile	15	Eric FAIRBAIRN	SO-2	4:20.25	1/29	0.9	0.36	1.26
▶ 5000	19	David HUSKISSON	FR-1	15:35.93	2/6	0.5	0.00	0.50
▶ H60m	2	Terry ROBINSON	JR-3	8.17	1/22	18	3.54	21.54
▶ H60m	4	Derick WINKLE	SO-2	8.35	1/22	14	1.60	15.60
▶ 4x400	7	Smith, Kluge, Etzold, Robinson		3:22.66	1/29	8	1.33	9.33
▶ DMR	6	Fairbairn, Robinson, Kluge, Smith		10:24.56	1/29	10	1.74	11.74
▶ HJ	6	Joe VEHIGE	FR-1	1.97m	6-5½	10	1.41	11.41
▶ HJ	17	Dustin GREEN	FR-1	1.84m	6-½	0.7	0.00	0.70
▶ PV	1	Jared ANDERS	SR-4	5.05m	16-6¾	20	4.08	24.08
▶ PV	2	Dan HELLWIG	JR-3	4.90m	16-¾	18	2.73	20.73
▶ PV	3	Peter HOLLENBECK	SR-4	4.85m	15-11	16	2.28	18.28
▶ PV	9	Ryan RETHY	SO-2	4.60m	15-1	6	0.61	6.61
▶ LJ	11	Joe SMITH	FR-1	6.69m	21-11½	4	0.45	4.45
▶ LJ	13	Elijah THOMAS	SO-2	6.63m	21-9	2	0.28	2.28
▶ LJ	20	Sean MARTIN	FR-1	6.51m	21-4¾	0.45	0.00	0.45
▶ TJ	5	Cody WIGGINS	FR-1	13.63m	44-8¾	12	1.31	13.31
▶ TJ	5	Joe SMITH	FR-1	13.63m	44-8¾	12	1.31	13.31
▶ TJ	7	Elijah THOMAS	SO-2	13.59m	44-7	8	1.22	9.22
▶ TJ	11	Jeff PIKE	SR-4	13.30m	43-7¾	4	0.75	4.75
▶ SP	18	Jeremiah JOHNSON	JR-3	15.01m	49-3	0.6	0.00	0.60

Team Total

242.86

5



Tiffin

Great Lakes Intercollegiate Athletic Conference

▼ 2

17

Event	Rank	Athlete	Yr	Mark	Date	Pl. Pts.	Bonus	TOTAL
▶ 60m	5	Anthony THOMAS	SR-4	6.93	12/4	12	1.54	13.54
▶ 60m	13	Deven KEENE	JR-3	7.00	1/29	2	0.60	2.60
▶ 200m	2	Anthony THOMAS	SR-4	21.80	1/29	18	2.60	20.60
▶ 200m	19	Deven KEENE	JR-3	22.44	1/22	0.5	0.19	0.69
▶ 400m	6	Justin WARE	JR-3	49.46	12/11	10	1.20	11.20
▶ 400m	8	Dominic COLVIN	FR-1	49.58	12/11	7	1.04	8.04
▶ 400m	16	Bryon TORAN	JR-3	50.38	1/22	0.8	0.17	0.97
▶ 800m	10	Stephen MILES	FR-1	1:55.86	1/22	5	0.71	5.71
▶ 800m	12	Zachary LATHROP	FR-1	1:55.91	12/11	3	0.68	3.68
▶ 5000	12	Jason BUMB	JR-3	15:18.80	12/11	3	0.60	3.60
▶ 5000	14	Dominique O'NEIL	JR-3	15:25.73	2/5	1	0.31	1.31
▶ H60m	1	Ramone BRANT	SR-4	8.16	12/4	20	3.65	23.65
▶ 4x400	1	Keene, Colvin, Ware, Thomas		3:16.04	1/22	20	4.51	24.51
▶ DMR	4	Lathrop, Miles, Toran, Bumb		10:20.96	1/29	14	2.15	16.15
▶ HJ	1	Travis LEFLORE	SO-2	2.09m	6-10¾	20	4.56	24.56
▶ HJ	3	Eric MAAG	JR-3	1.99m	6-6¾	16	1.93	17.93
▶ HJ	17	Antoine ALLEN	FR-1	1.84m	6-½	0.7	0.00	0.70
▶ PV	3	Lee MILLER	SO-2	4.85m	15-11	16	2.28	18.28
▶ PV	12	Dan SNYDER	SR-4	4.50m	14-9	3	0.30	3.30
▶ LJ	9	Antoine ALLEN	FR-1	6.76m	22-2¾	6	0.79	6.79
▶ TJ	10	Antoine ALLEN	FR-1	13.35m	43-9¾	5	0.81	5.81
▶ WT	18	John HAVRILLA	JR-3	16.58m	54-4¾	2/5	0.6	0.60
▶ HEPT	1	Dan SNYDER	SR-4	4,883	12/11	20	2.63	22.63
▶ HEPT	13	Antoine ALLEN	FR-1	3,100	12/11	2	0.50	2.50

Team Total

241.01



2010 Indoor, Week #2

Only those regionally ranked in top 20 are shown

MEN - Midwest

6



Findlay

Great Lakes Intercollegiate Athletic Conference **14**

unch

Event	Rank	Athlete	Yr	Mark	Date	Pl. Pts.	Bonus	TOTAL	
▶ 60m	10	Lyndon JOHNSON	JR-3	6.99	1/9	5	0.71	5.71	
▶ 200m	5	Lyndon JOHNSON	JR-3	22.02	1/9	12	1.61	13.61	
▶ 200m	8	John GUAGENTI	SO-2	22.20	1/22	7	0.86	7.86	
▶ 200m	11	Curtis SMITHEY	SO-2	22.29	1/15	4	0.60	4.60	
▶ 400m	1	Curtis SMITHEY	SO-2	48.22	2/5	20	3.77	23.77	
▶ 400m	2	John GUAGENTI	SO-2	48.47	12/4	18	3.24	21.24	
▶ 400m	5	Greg SCHAIBLE	JR-3	49.45	2/5	12	1.22	13.22	
▶ 400m	12	Shawnathan FORT	SO-2	50.03	1/9	3	0.43	3.43	
▶ 800m	19	Simon BERNARD	JR-3	1:57.07	1/15	0.5	0.08	0.58	
▶ H60m	13	Lucas HORSTMAN	FR-1	8.56	12/4	2	0.32	2.32	
▶ H60m	17	Timothy SANDERS	FR-1	8.61	2/5	0.7	0.16	0.86	
▶ 4x400	2	Schaible, Smithey, Bernard, Guagenti		3:16.83	1/9	18	4.08	22.08	
▶ DMR	9	Tweed, Fort, Walthour, Kirwen		10:40.27	1/29	6	0.31	6.31	
▶ HJ	3	Cory VALES	SO-2	1.99m	6-6½	1/15	16	1.93	17.93
▶ PV	9	Chris EHRMAN	JR-3	4.60m	15-1	2/5	6	0.61	6.61
▶ PV	19	Ryan MCKIBBEN	JR-3	4.27m	14-0	1/15	0.5	0.00	0.50
▶ PV	20	Elliott GOETZ	SO-2	4.25m	13-11½	1/29	0.45	0.00	0.45
▶ LJ	19	Cory BRUNOW	JR-3	6.53m	21-5¼	1/29	0.5	0.00	0.50
▶ SP	3	Derrick VICARS	SO-2	17.42m	57-2	1/29	16	2.34	18.34
▶ SP	9	Nathaniel KURTZ	JR-3	16.34m	53-7½	1/9	6	0.69	6.69
▶ SP	18	Darren BASS	FR-1	15.01m	49-3	2/5	0.6	0.00	0.60
▶ WT	5	Nathaniel KURTZ	JR-3	19.09m	62-7¾	2/5	12	1.39	13.39
▶ WT	11	Derrick VICARS	SO-2	18.23m	59-9¾	2/5	4	0.60	4.60

Team Total 196.95

7



Hillsdale

Great Lakes Intercollegiate Athletic Conference **13**

unch

Event	Rank	Athlete	Yr	Mark	Date	Pl. Pts.	Bonus	TOTAL	
▶ 60m	5	Jared KROUT	SR-4	6.93	12/4	12	1.54	13.54	
▶ 60m	10	Skylar DOOLEY	SO-2	6.99	12/4	5	0.71	5.71	
▶ 60m	10	Will DANKO	SO-2	6.99	2/5	5	0.71	5.71	
▶ 200m	1	Jared KROUT	SR-4	21.76	12/4	20	2.78	22.78	
▶ 200m	12	Skylar DOOLEY	SO-2	22.31	12/4	3	0.54	3.54	
▶ 400m	13	Jared KROUT	SR-4	50.07	2/5	2	0.38	2.38	
▶ 800m	17	Jerry PERKINS	SO-2	1:56.80	1/30	0.7	0.16	0.86	
▶ Mile	8	Alex RALSTON	JR-3	4:18.20	1/30	7	0.85	7.85	
▶ Mile	18	Charles WYSONG	SO-2	4:21.19	2/5	0.6	0.18	0.78	
▶ 5000	6	Timothy HOWSE	SR-4	15:10.86	1/30	10	1.13	11.13	
▶ 5000	16	Jacob SECOR	SO-2	15:33.10	1/16	0.8	0.06	0.86	
▶ 5000	20	Cameron BLAAUW	SR-4	15:42.20	1/30	0.45	0.00	0.45	
▶ 4x400	12	Dooley, Finch, Galvan, McKinstry		3:27.30	1/30	3	0.00	3.00	
▶ DMR	2	Wysong, Galvan, McKinstry, Ralston		10:09.79	2/5	18	3.90	21.90	
▶ LJ	7	Jared KROUT	SR-4	6.78m	22-3	12/4	8	0.91	8.91
▶ TJ	14	Derek TOP	SO-2	12.77m	41-10¾	1/30	1	0.15	1.15
▶ WT	1	Jason STOMPS	SR-4	21.39m	70-2¼	2/5	20	5.19	25.19
▶ WT	2	Aaron FALK	SR-4	20.24m	66-5	12/4	18	3.19	21.19
▶ WT	6	Justin DAILEY	JR-3	18.90m	62-¾	2/5	10	1.16	11.16

Team Total 169.23



2010 Indoor, Week #2

Only those regionally ranked in top 20 are shown

MEN - Midwest

8



Northwood (Mich.) unch

Great Lakes Intercollegiate Athletic Conference 59

Event	Rank	Athlete	Yr	Mark	Date	Pl. Pts.	Bonus	TOTAL	
▶ 60m	1	Will FULTON	SR-4	6.87	1/15	20	2.56	22.56	
▶ 60m	18	Kevin LAWSON	SR-4	7.06	1/16	0.6	0.06	0.66	
▶ 60m	20	Bill SMITH	SR-4	7.08	1/29	0.45	0.00	0.45	
▶ 200m	10	Will FULTON	SR-4	22.24	1/29	5	0.75	5.75	
▶ 400m	19	Darius DAVIS	FR-1	50.49	1/29	0.5	0.10	0.60	
▶ 400m	20	Jared FISCHER	SR-4	50.66	2/5	0.45	0.00	0.45	
▶ 800m	4	Jared FISCHER	SR-4	1:54.46	1/29	14	1.56	15.56	
▶ 800m	5	Sam WATSON	SR-4	1:54.53	1/29	12	1.51	13.51	
▶ H60m	4	Marcus BENNETT	SO-2	8.35	1/29	14	1.60	15.60	
▶ H60m	7	Bill SMITH	SR-4	8.41	1/29	8	1.13	9.13	
▶ 4x400	5	Foreman, Smith, Fischer, Davis		3:21.28	1/29	12	1.81	13.81	
▶ DMR	11	Fischer, Davis, Waskiewicz, Goodspeed		10:56.07	2/5	4	0.00	4.00	
▶ HJ	19	Marcus BENNETT	SO-2	1.83m	6-0	2/5	0.5	0.00	0.50
▶ LJ	3	Paris GOOCH	SO-2	7.01m	23-0	1/29	16	2.42	18.42
▶ LJ	16	Marcus BENNETT	SO-2	6.55m	21-6	1/23	0.8	0.05	0.85
▶ TJ	12	Paris GOOCH	SO-2	13.01m	42-8½	1/29	3	0.42	3.42
▶ WT	13	Craig BORSENIK	JR-3	17.67m	57-11½	2/5	2	0.26	2.26
▶ HEPT	4	Bill SMITH	SR-4	4,423	2/5	14	1.80	15.80	
Team Total								145.13	

9



Indianapolis unch

Great Lakes Valley Conference 52

Event	Rank	Athlete	Yr	Mark	Date	Pl. Pts.	Bonus	TOTAL	
▶ 60m	1	Frederick HELM	SR-4	6.87	1/30	20	2.56	22.56	
▶ 200m	4	Frederick HELM	SR-4	21.96	1/23	14	1.88	15.88	
▶ 200m	9	Jerel FLOURNOY	SO-2	22.22	1/23	6	0.81	6.81	
▶ 4x400	6	Brittain, Flournoy, Helm, Smith		3:22.46	1/30	10	1.40	11.40	
▶ DMR	8	Fager, Martinez, O'Boyle, Landy		10:30.95	1/30	7	1.09	8.09	
▶ HJ	11	Branden MILLER	FR-1	1.90m	6-2¾	1/23	4	0.35	4.35
▶ HJ	16	Bryan BACK	SR-4	1.85m	6-¾	1/23	0.8	0.00	0.80
▶ LJ	1	Terrell FRANKLIN	SO-2	7.20m	23-7½	1/30	20	4.02	24.02
▶ LJ	4	Randall HUDI	SO-2	6.94m	22-9¾	12/12	14	1.82	15.82
▶ LJ	6	Jonathan MATTOX	SR-4	6.82m	22-4¾	1/30	10	1.13	11.13
▶ TJ	16	Benjamin BERTOLI	JR-3	12.59m	41-3¾	1/23	0.8	0.00	0.80
▶ SP	14	Matt ROYER	JR-3	15.57m	51-1	1/23	1	0.11	1.11
▶ SP	15	Shane WYANT	FR-1	15.49m	50-10	1/30	0.9	0.06	0.96
▶ SP	20	Joshua BRIDWELL	FR-1	14.96m	49-1	1/23	0.45	0.00	0.45
▶ WT	12	Matt ROYER	JR-3	17.93m	58-10	1/30	3	0.42	3.42
▶ WT	14	Craig MYERS	JR-3	17.43m	57-2¾	1/15	1	0.11	1.11
▶ WT	19	Noah HUFFMAN	SR-4	16.45m	53-11¾	1/23	0.5	0.00	0.50
Team Total								130.93	

10



Lewis unch

Great Lakes Valley Conference 45

Event	Rank	Athlete	Yr	Mark	Date	Pl. Pts.	Bonus	TOTAL	
▶ 200m	6	Chris LEIBRAND	JR-3	22.09	1/22	10	1.31	11.31	
▶ 200m	18	Austin BAILEY	SR-4	22.43	1/22	0.6	0.21	0.81	
▶ 400m	3	Chris LEIBRAND	JR-3	48.94	12/17	16	2.25	18.25	
▶ 800m	18	Scott TANIS	SO-2	1:57.06	1/16	0.6	0.08	0.68	
▶ H60m	3	James KNAPERREK	SR-4	8.28	1/22	16	2.35	18.35	
▶ 4x400	9	Liebrand, Gasick, Jett, Robinson		3:25.24	12/17	6	0.45	6.45	
▶ HJ	7	Lonzo HARRIS	SO-2	1.95m	6-4¾	12/17	8	1.06	9.06
▶ HJ	11	Pat REANEY	SR-4	1.90m	6-2¾	1/16	4	0.35	4.35
▶ PV	8	Matt SCHULTZ	JR-3	4.65m	15-3	1/16	7	0.91	7.91
▶ TJ	13	Robert ROBINSON	SR-4	12.86m	42-2¾	12/17	2	0.25	2.25
▶ SP	4	Scott BARNAS	SR-4	17.35m	56-11¾	12/17	14	2.19	16.19
▶ WT	15	Scott BARNAS	SR-4	17.02m	55-10¾	1/30	0.9	0.00	0.90
▶ HEPT	11	Pat REANEY	SR-4	3,823	12/17	4	1.11	5.11	
Team Total								103.10	



2010 Indoor, Week #2

Only those regionally ranked in top 20 are shown

MEN - Midwest

11		Saint Joseph's (Ind.)		unch		70			
		Great Lakes Valley Conference							
Event	Rank	Athlete	Yr	Mark	Date	Pl. Pts.	Bonus	TOTAL	
▶ 60m	8	Tyler SULT	FR-1	6.97	12/17	7	0.94	7.94	
▶ 60m	16	Andre WADLEY	JR-3	7.01	12/17	0.8	0.50	1.30	
▶ 200m	6	Tyler SULT	FR-1	22.09	1/22	10	1.31	11.31	
▶ 5000	17	Corey SPRIGGS	JR-3	15:33.84	2/5	0.7	0.04	0.74	
▶ H60m	7	Justin PUGH	SR-4	8.41	2/5	8	1.13	9.13	
▶ H60m	11	Tadd HETTINGER	SR-4	8.52	2/5	4	0.46	4.46	
▶ H60m	14	Dominique WHITE	JR-3	8.57	2/5	1	0.29	1.29	
▶ 4x400	14	Tworek, Tooks, Sult, Hettinger		3:30.51	2/5	1	0.00	1.00	
▶ LJ	12	Tyler SULT	FR-1	6.67m	21-10%	12/17	3	0.39	3.39
▶ LJ	16	Joe TOOKS	FR-1	6.55m	21-6	1/22	0.8	0.05	0.85
▶ TJ	4	Joe TOOKS	FR-1	13.77m	45-2½	1/22	14	1.62	15.62
▶ TJ	7	Tadd HETTINGER	SR-4	13.59m	44-7	12/17	8	1.22	9.22
▶ TJ	17	Ryan ALLEN	JR-3	12.48m	40-11½	1/30	0.7	0.00	0.70
▶ TJ	19	Wes NAGEL	JR-3	11.90m	39-½	1/22	0.5	0.00	0.50
▶ SP	7	Kaleb THOMPSON	SO-2	16.63m	54-6%	2/5	8	1.10	9.10
▶ SP	16	Sir William MCKENZIE	SR-4	15.16m	49-9	1/15	0.8	0.00	0.80
Team Total								78.42	

12		Lake Superior State		▲ 2		49			
		Great Lakes Intercollegiate Athletic Conference							
Event	Rank	Athlete	Yr	Mark	Date	Pl. Pts.	Bonus	TOTAL	
▶ 200m	13	Paul DAVIS	SR-4	22.34	2/5	2	0.46	2.46	
▶ H60m	20	John PRECZEWSKI	JR-3	8.63	1/29	0.45	0.09	0.54	
▶ 4x400	13	Brandon Jr, Wright, Monroe, Davis		3:28.61	1/29	2	0.00	2.00	
▶ HJ	9	John PRECZEWSKI	JR-3	1.93m	6-4	1/29	6	0.70	6.70
▶ HJ	14	Dillion MENARD	FR-1	1.88m	6-2	1/29	1	0.17	1.17
▶ LJ	10	Jonathon ALLEN	JR-3	6.74m	22-1½	2/5	5	0.68	5.68
▶ TJ	1	Jonathon ALLEN	JR-3	15.02m	49-3½	2/5	20	5.64	25.64
▶ TJ	15	Patrick WRIGHT	SO-2	12.72m	41-8¾	1/29	0.9	0.09	0.99
▶ HEPT	9	Benjamin CHARBONNEAU	SO-2	4,072	2/5	6	1.32	7.32	
Team Total								52.60	

13		Ferris State		unch		67			
		Great Lakes Intercollegiate Athletic Conference							
Event	Rank	Athlete	Yr	Mark	Date	Pl. Pts.	Bonus	TOTAL	
▶ 800m	8	Michael MANGIERI	SR-4	1:55.60	1/22	7	0.86	7.86	
▶ Mile	9	Michael MANGIERI	SR-4	4:18.47	1/15	6	0.78	6.78	
▶ 5000	10	Michael MANGIERI	SR-4	15:14.71	12/17	5	0.87	5.87	
▶ 4x400	17	Volk, Bartlett, Chute, Mangieri		3:39.28	1/22	0.7	0.00	0.70	
▶ DMR	5	Mangieri, Price, Chute, Best		10:22.57	2/5	12	1.95	13.95	
▶ PV	5	Greg BURNS	SR-4	4.80m	15-9	1/29	12	1.83	13.83
Team Total								49.26	

14		Bellarmine		▲ 4		4			
		Great Lakes Valley Conference							
Event	Rank	Athlete	Yr	Mark	Date	Pl. Pts.	Bonus	TOTAL	
▶ 400m	14	Zach PITTMAN	SR-4	50.13	1/23	1	0.33	1.33	
▶ 400m	17	Joseph BLUE	JR-3	50.45	1/30	0.7	0.12	0.82	
▶ 800m	11	Joseph BLUE	JR-3	1:55.87	2/6	4	0.70	4.70	
▶ 5000	9	Ben DRAPER	JR-3	15:14.16	2/6	6	0.91	6.91	
▶ 5000	11	Guy VANDERMOSTEN	JR-3	15:18.29	2/6	4	0.63	4.63	
▶ H60m	6	Seth SIGLER	FR-1	8.38	1/23	10	1.34	11.34	
▶ 4x400	10	Blue, Blum, Clark, Gnotek		3:25.47	1/23	5	0.38	5.38	
▶ DMR	10	Parayil, Robinson, Mallek, Farmer		10:49.90	2/6	5	0.00	5.00	
▶ HJ	14	Frank WATHEN	SO-2	1.88m	6-2	1/30	1	0.17	1.17
▶ TJ	18	Nicholas HUSHEBECK	FR-1	12.21m	40-¾	1/30	0.6	0.00	0.60
Team Total								42.21	

15		Lake Erie		▼ 3		83			
		Independent (DII)							
Event	Rank	Athlete	Yr	Mark	Date	Pl. Pts.	Bonus	TOTAL	
▶ 60m	7	Earnest WATERS	FR-1	6.95	12/11	8	1.21	9.21	
▶ 60m	13	Chris BURROWS	FR-1	7.00	2/5	2	0.60	2.60	
▶ 200m	14	Chris BURROWS	FR-1	22.35	1/29	1	0.43	1.43	
▶ H60m	15	Ethan SNYDER	FR-1	8.58	12/11	0.9	0.26	1.16	
▶ 4x400	8	Burrows, Harley, Wilbert, Snyder		3:23.83	1/16	7	0.93	7.93	
▶ HJ	11	Isaac SNYDER	FR-1	1.90m	6-2¾	12/11	4	0.35	4.35
▶ PV	17	Eric KLUCAR	FR-1	4.30m	14-1¼	2/5	0.7	0.00	0.70
▶ HEPT	6	Isaac SNYDER	FR-1	4,399	12/11	10	1.77	11.77	
Team Total								41.22	

**2010 Indoor, Week #2**

Only those regionally ranked in top 20 are shown

MEN - Midwest**16****Northern Kentucky**▼ **1**

Great Lakes Valley Conference

44

Event	Rank	Athlete	Yr	Mark	Date	Pl. Pts.	Bonus	TOTAL
▶ 5000	1	Drew HARRIS	JR-3	14:36.82	12/11	20	4.53	24.53

Team Total**24.63****17****UW Parkside****unch**

Great Lakes Valley Conference

55

Event	Rank	Athlete	Yr	Mark	Date	Pl. Pts.	Bonus	TOTAL
▶ 5000	2	Ben ORVOLD	SO-2	14:56.13	1/22	18	2.47	20.47
▶ 4x400	15	Mahmood, McLoone, Simac, Karkow		3:34.46	1/29	0.9	0.00	0.90

Team Total**21.37****18****Central State**▲ **1**

Independent (DII)

85

Event	Rank	Athlete	Yr	Mark	Date	Pl. Pts.	Bonus	TOTAL
▶ 60m	4	Larry JONES	SR-4	6.91	12/4	14	1.88	15.88
▶ 60m	20	Ezekiel ISRAEL	FR-1	7.08	2/5	0.45	0.00	0.45

Team Total**16.45****19****Southern Indiana**▼ **3**

Great Lakes Valley Conference

80

Event	Rank	Athlete	Yr	Mark	Date	Pl. Pts.	Bonus	TOTAL
▶ 5000	15	Wes CAMP	SO-2	15:28.41	1/22	0.9	0.22	1.12
▶ 4x400	16	Crosby Greene, Schroer, Daake, Masterson		3:37.17	2/6	0.8	0.00	0.80
▶ DMR	7	Callison, Farris, Whitehead, Emerick		10:27.89	1/29	8	1.40	9.40

Team Total**12.01**



2010 Indoor, Week #2

Only those regionally ranked in top 20 are shown

MEN - South

1										
Ala.-Huntsville ▲ 2										
Gulf South Conference 51										
Event	Rank	Athlete	Yr	Mark	Date	Pl. Pts.	Bonus	TOTAL		
▶ 60m	2	Richard WILSON	SO-2	6.84	2/6	18	5.42	23.42		
▶ 60m	7	Cary HALE	JR-3	7.22	1/22	8	0.90	8.90		
▶ 60m	12	William PHILLIPS	FR-1	7.60	2/6	3	0.00	3.00		
▶ 200m	4	Jaion RAYFORD	SO-2	22.51	1/22	14	1.92	15.92		
▶ 200m	11	Cary HALE	JR-3	23.31	2/6	4	0.70	4.70		
▶ 200m	14	James HARBISON	FR-1	24.03	2/6	1	0.17	1.17		
▶ 400m	1	Jaion RAYFORD	SO-2	50.89	1/22	20	4.33	24.33		
▶ 400m	7	James HARBISON	FR-1	52.16	1/22	8	1.65	9.65		
▶ 800m	3	Parris HEILMAN	JR-3	2:00.46	1/22	16	2.35	18.35		
▶ 800m	4	Stevie DOLAN	FR-1	2:01.88	2/6	14	1.92	15.92		
▶ 800m	7	Daniel SAINT	SR-4	2:03.85	2/6	8	1.51	9.51		
▶ 800m	12	Andy DAVIDSON	SO-2	2:13.45	2/6	3	0.42	3.42		
▶ Mile	1	Josh MOSHIER	JR-3	4:16.63	1/22	20	5.49	25.49		
▶ Mile	4	Stevie DOLAN	FR-1	4:32.49	1/22	14	3.19	17.19		
▶ Mile	5	Andy DAVIDSON	SO-2	4:52.59	2/6	12	1.32	13.32		
▶ 5000	1	Andy DAVIDSON	SO-2	17:12.51	1/22	20	10.00	30.00		
▶ H60m	1	Aaron LEE	FR-1	8.50	2/6	20	3.58	23.58		
▶ 4x400	2	Harbison, Wilson, Hale, Rayford		3:24.17	1/22	18	10.00	28.00		
▶ DMR	1	Rodgers, Rayford, Heilman, Dolan		10:30.06	2/6	20	10.00	30.00		
▶ PV	1	Luke BECK	FR-1	4.81m	15-9¼	20	15.68	35.68		
▶ PV	3	Brad PASSEN	SR-4	4.15m	13-7¼	16	0.93	16.93		
▶ SP	3	Adam OSBURN	FR-1	12.24m	40-2	16	4.17	20.17		
▶ SP	6	Alec BAUMAN	FR-1	9.53m	31-3¼	10	1.05	11.05		
▶ WT	1	Josh COOTS	JR-3	10.98m	36-¼	20	15.03	35.03		
▶ WT	2	Adam OSBURN	FR-1	9.68m	31-9¼	18	4.19	22.19		
Team Total								446.90		

2										
Kentucky State unch										
Southern Intercollegiate Athletic Conference 25										
Event	Rank	Athlete	Yr	Mark	Date	Pl. Pts.	Bonus	TOTAL		
▶ 60m	1	Jamaree GORDON	JR-3	6.78	12/4	20	6.23	26.23		
▶ 60m	4	Derrick YOUNG	SO-2	7.12	1/23	14	1.81	15.81		
▶ 60m	5	Davin WALKER	SR-4	7.14	1/16	12	1.56	13.56		
▶ 60m	8	Troy BLAND	JR-3	7.26	1/16	7	0.58	7.58		
▶ 60m	9	Christopher SCOTT	SO-2	7.36	1/23	6	0.00	6.00		
▶ 60m	11	Keenan HAMILTON	SO-2	7.56	1/23	4	0.00	4.00		
▶ 200m	1	Jamaree GORDON	JR-3	21.51	2/5	20	4.36	24.36		
▶ 200m	6	Davin WALKER	SR-4	22.94	1/16	10	1.22	11.22		
▶ 200m	7	Derrick YOUNG	SO-2	22.97	1/23	8	1.18	9.18		
▶ 200m	9	William NALLS-OLIVER	FR-1	23.15	12/4	6	0.91	6.91		
▶ 200m	13	James SWANSON	FR-1	23.75	12/4	2	0.37	2.37		
▶ 200m	15	Jordan NOAH	FR-1	24.09	12/4	0.9	0.13	1.03		
▶ 400m	5	James SWANSON	FR-1	51.96	12/4	12	1.96	13.96		
▶ 400m	8	William NALLS-OLIVER	FR-1	52.69	12/4	7	0.82	7.82		
▶ 400m	9	Wade ERVIN	JR-3	53.89	2/5	6	0.00	6.00		
▶ 400m	11	Jordan NOAH	FR-1	55.51	12/4	4	0.00	4.00		
▶ 800m	10	Wade ERVIN	JR-3	2:10.51	12/4	5	0.70	5.70		
▶ 800m	11	William GLENN	FR-1	2:10.93	1/23	4	0.66	4.66		
▶ Mile	6	Ahunuar HUERTA	SR-4	4:55.95	1/16	10	1.05	11.05		
▶ Mile	8	William GLENN	FR-1	5:06.50	12/4	7	0.23	7.23		
▶ Mile	9	Markus BROUSARD	SR-4	5:07.74	1/16	6	0.14	6.14		
▶ H60m	5	Cory SPALDING	FR-1	8.68	1/23	12	2.84	14.84		
▶ HJ	2	Cory SPALDING	FR-1	1.85m	6-¾	18	3.51	21.51		
▶ HJ	2	Xavier BRAXTON	SR-4	1.85m	6-¾	18	3.51	21.51		
▶ LJ	3	Christopher SCOTT	SO-2	6.44m	21-1¼	16	3.27	19.27		
▶ LJ	4	Troy BLAND	JR-3	6.29m	20-7¼	14	2.83	16.83		
▶ LJ	5	Wade ERVIN	JR-3	6.16m	20-2¼	12	2.51	14.51		
▶ LJ	7	Chris SPALDING	JR-3	5.68m	18-7¼	8	1.32	9.32		
▶ LJ	8	Keenan HAMILTON	SO-2	5.20m	17-¾	7	0.13	7.13		
▶ TJ	2	Troy BLAND	JR-3	13.06m	42-10¼	18	2.26	20.26		
▶ TJ	4	Wade ERVIN	JR-3	12.55m	41-2¼	14	0.00	14.00		
▶ SP	1	Keenan HAMILTON	SO-2	13.14m	43-1¼	20	5.55	25.55		
▶ SP	2	Jahleel MULLINS	FR-1	12.43m	40-9¼	18	4.46	22.46		
▶ SP	7	Wade ERVIN	JR-3	8.97m	29-5¼	8	0.42	8.42		
Team Total								410.39		



2010 Indoor, Week #2

Only those regionally ranked in top 20 are shown

MEN - South

3				Clifflin		Southern Intercollegiate Athletic Conference		2	58
Event	Rank	Athlete	Yr	Mark	Date	Pl. Pts.	Bonus	TOTAL	
▶ 200m	5	Aaron DORN-LONG	SR-4	22.86	1/22	12	1.35	13.35	
▶ 200m	10	Larry BRUNSON	FR-1	23.27	1/22	5	0.73	5.73	
▶ 400m	2	Zacharias GILES	FR-1	51.15	1/22	18	3.69	21.69	
▶ 400m	3	John HILL	SO-2	51.16	12/5	16	3.66	19.66	
▶ 400m	12	Chad SMITH	FR-1	57.90	12/5	3	0.00	3.00	
▶ 800m	7	Aaron SHEPARD	SO-2	2:03.85	12/5	8	1.51	9.51	
▶ 800m	13	Conzallar NEWBY	FR-1	2:15.79	12/5	2	0.20	2.20	
▶ 800m	14	Geoffrey REEDER	SO-2	2:16.67	12/5	1	0.12	1.12	
▶ 800m	15	Jabari HOLLOWAY	FR-1	2:20.14	12/5	0.9	0.00	0.90	
▶ Mile	7	Aaron SHEPARD	SO-2	4:58.09	12/5	8	0.88	8.88	
▶ Mile	10	Geoffrey REEDER	SO-2	5:19.51	12/5	5	0.00	5.00	
▶ Mile	11	Conzallar NEWBY	FR-1	5:49.64	12/5	4	0.00	4.00	
▶ H60m	2	Larry BRUNSON	FR-1	8.53	1/22	18	3.45	21.45	
▶ H60m	3	Weslee MARSH	SR-4	8.58	1/22	16	3.24	19.24	
▶ H60m	6	Jordan COBURN	SO-2	8.87	12/5	10	2.31	12.31	
▶ H60m	8	Lawrence INMAN	SR-4	9.71	12/5	7	0.22	7.22	
▶ 4x400	1	Hill, Dorn-Long, Marsh, Giles		3:23.34	12/5	20	10.00	30.00	
▶ HJ	4	Lawrence INMAN	SR-4	1.83m	6-0	12/5	14	0.00	14.00
▶ LJ	2	LaQuan PRIEST	SO-2	6.48m	21-3¼	12/5	18	3.41	21.41
▶ LJ	6	Lawrence INMAN	SR-4	6.00m	19-8¼	12/5	10	2.11	12.11
▶ TJ	1	LaQuan PRIEST	SO-2	14.91m	48-11	1/22	20	16.73	36.73
▶ TJ	3	Christopher MANSFIELD	FR-1	12.90m	42-4	12/5	16	1.01	17.01
▶ SP	4	John ROGERS	SO-2	11.25m	36-11	12/5	14	3.00	17.00
▶ SP	5	Zack SMITH	SR-4	9.73m	31-11¼	12/5	12	1.28	13.28
▶ SP	8	Emmanuel WASHINGTON	JR-3	8.69m	28-6¼	12/5	7	0.10	7.10
▶ SP	9	Leroy POSEY	SO-2	7.44m	24-5	12/5	6	0.00	6.00
▶ WT	3	John ROGERS	SO-2	9.27m	30-5	12/5	16	0.77	16.77
▶ WT	4	Zack SMITH	SR-4	7.41m	24-3¼	12/5	14	0.00	14.00
▶ WT	5	Emmanuel WASHINGTON	JR-3	6.91m	22-8	12/5	12	0.00	12.00
Team Total								372.67	

4				Harding		Gulf South Conference		79	
Event	Rank	Athlete	Yr	Mark	Date	Pl. Pts.	Bonus	TOTAL	
▶ 60m	3	Milton STEWART	SO-2	7.07	2/6	16	2.43	18.43	
▶ 60m	6	Blake ARNOLD	JR-3	7.20	12/5	10	1.07	11.07	
▶ 60m	10	Kory HOWARD	FR-1	7.46	12/5	5	0.00	5.00	
▶ 60m	13	Kelsey THOMAS	FR-1	7.65	12/5	2	0.00	2.00	
▶ 200m	2	Blake ARNOLD	JR-3	22.09	12/5	18	2.92	20.92	
▶ 200m	3	Milton STEWART	SO-2	22.32	12/5	16	2.37	18.37	
▶ 200m	8	Kelsey THOMAS	FR-1	23.04	12/5	7	1.07	8.07	
▶ 200m	12	Kory HOWARD	FR-1	23.43	12/5	3	0.61	3.61	
▶ 200m	16	Logan WHEELER	SR-4	24.59	12/5	0.8	0.00	0.80	
▶ 200m	17	Matt VOSS	JR-3	24.71	12/5	0.7	0.00	0.70	
▶ 400m	4	Kory HOWARD	FR-1	51.86	2/6	14	2.12	16.12	
▶ 400m	6	Brad FURLONG	SO-2	52.08	12/5	10	1.77	11.77	
▶ 400m	10	Matt VOSS	JR-3	55.39	2/6	5	0.00	5.00	
▶ 800m	1	Frank BOLLING	SR-4	1:54.78	2/6	20	4.26	24.26	
▶ 800m	2	Ryan JOHNSON	SO-2	2:00.36	2/6	18	2.38	20.38	
▶ 800m	5	Justin DURHAM	SO-2	2:03.63	12/5	12	1.55	13.55	
▶ 800m	6	Eric WILSON	FR-1	2:03.66	12/5	10	1.55	11.55	
▶ 800m	9	Joseph PADILLA	FR-1	2:08.67	12/5	6	0.88	6.88	
▶ Mile	2	Philip BIWOTT	SO-2	4:23.34	2/6	18	4.48	22.48	
▶ Mile	3	Manase BUSIENEI	FR-1	4:32.16	2/6	16	3.23	19.23	
▶ H60m	4	Logan WHEELER	SR-4	8.63	12/5	14	3.03	17.03	
▶ H60m	7	Matt VOSS	JR-3	9.25	12/5	8	1.32	9.32	
▶ HJ	1	Logan CALLIER	SO-2	1.90m	6-2¼	2/6	20	12.99	32.99
▶ PV	2	Josh WINSLAGER	FR-1	4.26m	13-11¼	12/5	18	3.39	21.39
▶ LJ	1	Blake ARNOLD	JR-3	6.77m	22-2¼	2/6	20	4.42	24.42
▶ TJ	5	Richard GLENN	FR-1	12.52m	41-1	12/5	12	0.00	12.00
Team Total								357.34	



2010 Indoor, Week #2

Only those regionally ranked in top 20 are shown

MEN - South Central



Abilene Christian

Lone Star Conference

▲ 3

3

Event	Rank	Athlete	Yr	Mark	Date	Pl. Pts.	Bonus	TOTAL	
▶ 60m	3	Desmond JACKSON	JR-3	6.81	1/30	16	2.18	18.18	
▶ 200m	2	Desmond JACKSON	JR-3	21.52	1/29	18	3.02	21.02	
▶ 200m	10	Jordan GEARY	FR-1	22.32	1/29	5	0.63	5.63	
▶ 200m	16	Kevin JOHNSON	SO-2	22.55	2/5	0.8	0.15	0.95	
▶ 400m	8	Jordan GEARY	FR-1	50.21	1/15	7	0.89	7.89	
▶ 400m	19	Robert GARNETT	FR-1	51.19	1/30	0.5	0.10	0.60	
▶ Mile	1	Amos SANG	JR-3	4:08.71	1/22	20	3.94	23.94	
▶ Mile	5	Colby DELBENE	FR-1	4:15.50	1/22	12	1.57	13.57	
▶ Mile	10	Romain RYBICKI	JR-3	4:18.83	2/5	5	0.77	5.77	
▶ Mile	13	Jake SCHOFIELD	SO-2	4:20.06	2/5	2	0.52	2.52	
▶ Mile	20	William LYNN	FR-1	4:26.11	1/15	0.45	0.00	0.45	
▶ 5000	1	Amos SANG	JR-3	14:18.08	2/5	20	4.76	24.76	
▶ 5000	4	Colby DELBENE	FR-1	15:01.03	2/5	14	1.51	15.51	
▶ H60m	1	Andrew MCDOWELL	SR-4	7.95	2/5	20	3.93	23.93	
▶ H60m	4	Kevin JOHNSON	SO-2	8.25	2/5	14	1.56	15.56	
▶ H60m	13	James HARDIN	SR-4	8.49	1/22	2	0.26	2.26	
▶ H60m	18	Michael RASOR	SO-2	8.66	1/29	0.6	0.00	0.60	
▶ 4x400	4	Jackson, Johnson, Garrett, Geary		3:22.81	1/22	14	1.79	15.79	
▶ DMR	7	Schofield, Petty, Pike, Lynn		10:57.60	1/15	8	0.71	8.71	
▶ HJ	20	James HARDIN	SR-4	1.86m	6-1¼	2/5	0.45	0.45	
▶ PV	3	Landon EHLERS	SR-4	4.75m	15-7	2/6	16	1.72	17.72
▶ PV	3	Aaron CANTRELL	SR-4	4.75m	15-7	1/29	16	1.72	17.72
▶ PV	11	Parker PETTY	JR-3	4.50m	14-9	2/5	4	0.34	4.34
▶ PV	11	James HARDIN	SR-4	4.50m	14-9	2/5	4	0.34	4.34
▶ LJ	2	Ramon SPARKS	JR-3	7.28m	23-10¾	1/30	18	3.95	21.95
▶ TJ	1	Ramon SPARKS	JR-3	16.15m	53-0	1/30	20	5.06	25.06
▶ SP	4	Nick JONES	JR-3	16.71m	54-10	1/22	14	2.18	16.18
▶ SP	16	Tyler FLEET	SO-2	14.83m	48-8	1/22	0.8	0.00	0.80
▶ WT	5	Tyler FLEET	SO-2	17.60m	57-9	2/5	12	1.77	13.77
▶ HEPT	6	James HARDIN	SR-4	4,797	2/5	10	1.88	11.88	
▶ HEPT	8	Parker PETTY	JR-3	4,605	2/5	7	1.47	8.47	

Team Total

350.84



Central Missouri

Mid-America Intercollegiate Athletics Association

▼ 1

4

Event	Rank	Athlete	Yr	Mark	Date	Pl. Pts.	Bonus	TOTAL	
▶ 60m	11	Eric GRIFFIN	SO-2	6.91	1/29	4	0.73	4.73	
▶ 60m	11	Chris LEVERETTE	JR-3	6.91	1/22	4	0.73	4.73	
▶ 60m	13	Ivey LEE	JR-3	6.95	1/22	2	0.37	2.37	
▶ 200m	20	Ivey LEE	JR-3	22.60	2/6	0.45	0.10	0.55	
▶ 400m	7	Anthony COOPER	JR-3	50.20	1/29	8	0.90	8.90	
▶ 400m	17	Darius WALKER	SO-2	51.02	1/22	0.7	0.19	0.89	
▶ 800m	10	Jacob WHITE	SO-2	1:56.44	2/6	5	0.98	5.98	
▶ 800m	14	A.J. STEVENS	JR-3	1:57.75	1/22	1	0.32	1.32	
▶ 800m	20	Brent VOGEL	SO-2	1:59.46	1/29	0.45	0.00	0.45	
▶ Mile	15	Kyle MCCLURE	JR-3	4:23.94	1/22	0.9	0.09	0.99	
▶ 5000	7	Dalton MOBERLY	SO-2	15:09.10	1/29	8	1.07	9.07	
▶ 5000	8	Josh SCHULZ	JR-3	15:09.45	2/6	7	1.05	8.05	
▶ 5000	13	Ben KEOWN	SO-2	15:30.04	2/6	2	0.26	2.26	
▶ 5000	14	Anthony SCHULZ	SR-4	15:30.74	2/6	1	0.24	1.24	
▶ H60m	6	Darius WALKER	SO-2	8.29	1/22	10	1.34	11.34	
▶ H60m	7	Brent VOGEL	SO-2	8.38	2/6	8	0.84	8.84	
▶ H60m	14	Carl MCCARGO	SO-2	8.50	1/30	1	0.23	1.23	
▶ H60m	14	Shawn BOSS	SO-2	8.50	1/22	1	0.23	1.23	
▶ H60m	19	Alex LOHMAN	JR-3	8.71	12/11	0.5	0.00	0.50	
▶ 4x400	2	Roper, Walker, Cooper, Vogel		3:19.31	2/6	18	3.52	21.52	
▶ DMR	8	McClure, Lorber, Stevens, Jacobs		11:01.72	2/6	7	0.44	7.44	
▶ HJ	3	Chris MILLENTREE	JR-3	2.05m	6-8¾	2/6	16	1.92	17.92
▶ HJ	8	Shawn BOSS	SO-2	2.02m	6-7½	12/11	7	1.12	8.12
▶ HJ	10	Eric GRIFFIN	SO-2	1.98m	6-6	1/22	5	0.51	5.51
▶ HJ	12	Darius WALKER	SO-2	1.95m	6-4¾	1/30	3	0.20	3.20
▶ HJ	18	Brent VOGEL	SO-2	1.88m	6-2	1/22	0.6	0.00	0.60
▶ PV	9	Alex LOHMAN	JR-3	4.66m	15-3¾	1/30	6	0.93	6.93
▶ PV	16	Shawn BOSS	SO-2	4.30m	14-1¼	2/6	0.8	0.00	0.80
▶ PV	16	Chad APPLETON	JR-3	4.30m	14-1¼	2/6	0.8	0.00	0.80
▶ LJ	5	Darius WALKER	SO-2	6.88m	22-7	2/6	12	1.08	13.08
▶ LJ	13	Brent VOGEL	SO-2	6.70m	21-11¾	12/11	2	0.22	2.22
▶ LJ	15	Dennis HOPGOOD	SR-4	6.68m	21-11	2/6	0.9	0.16	1.06
▶ TJ	11	Dennis HOPGOOD	SR-4	14.04m	46-¾	2/6	4	0.27	4.27
▶ TJ	16	Charles HINTON	SO-2	13.51m	44-4	2/6	0.8	0.00	0.80
▶ TJ	20	Deandre CAMPBELL	FR-1	12.81m	42-¾	1/29	0.45	0.00	0.45
▶ SP	3	Drew FRIZZELL	JR-3	17.24m	56-6¾	2/6	16	3.07	19.07
▶ SP	10	Justen SHACKELFORD	JR-3	15.38m	50-5½	1/22	5	0.32	5.32
▶ SP	14	Tyler WERLE	SO-2	15.11m	49-7	1/22	1	0.11	1.11
▶ WT	1	Drew FRIZZELL	JR-3	20.82m	68-3¾	2/6	20	6.06	26.06
▶ WT	13	Tyler WERLE	SO-2	15.38m	50-5½	2/6	2	0.09	2.09
▶ WT	17	Justen SHACKELFORD	JR-3	14.38m	47-2¾	2/6	0.7	0.00	0.70



USTFCCA NCAA Division II Regional Team Index

as of 2/9/2010 3:40:48 PM

2010 Indoor, Week #2

Only those regionally ranked in top 20 are shown

MEN - South Central

▶ HEPT	1	Darius WALKER	SO-2	5,104	1/30	20	2.70	22.70
▶ HEPT	2	Brent VOGEL	SO-2	4,987	12/11	18	2.35	20.35
▶ HEPT	3	Shawn BOSS	SO-2	4,948	12/11	16	2.24	18.24
▶ HEPT	4	Carl MCCARGO	SO-2	4,937	1/30	14	2.20	16.20
▶ HEPT	5	Alex LOHMAN	JR-3	4,890	1/30	12	2.07	14.07
▶ HEPT	10	Bryan DOUGHERTY	FR-1	4,217	1/30	5	0.96	5.96
▶ HEPT	11	Taylor MANACO	FR-1	3,877	12/11	4	0.55	4.55
▶ HEPT	14	Justin BEARD	FR-1	3,452	12/11	1	0.04	1.04
Team Total								330.79

3		Emporia State	Mid-America Intercollegiate Athletics Association	5	▼ 1				
Event	Rank	Athlete	Yr	Mark	Date	Pl. Pts.	Bonus	TOTAL	
▶ 60m	2	Derwin HALL	SO-2	6.77	1/22	18	2.84	20.84	
▶ 60m	7	Josh SCHULER	JR-3	6.86	2/5	8	1.37	9.37	
▶ 60m	13	Vincent HOWZE	SO-2	6.95	12/12	2	0.37	2.37	
▶ 200m	1	Josh SCHULER	JR-3	21.35	2/5	20	3.65	23.65	
▶ 200m	5	Vincent HOWZE	SO-2	21.84	1/29	12	1.86	13.86	
▶ 400m	2	Vincent HOWZE	SO-2	48.80	2/5	18	2.87	20.87	
▶ 800m	17	Adam MCGOVERN	JR-3	1:58.79	1/8	0.7	0.04	0.74	
▶ Mile	6	William HOHMEIER	JR-3	4:16.72	2/5	10	1.24	11.24	
▶ 5000	12	Skyler DELMOTT	SR-4	15:30.03	1/29	3	0.26	3.26	
▶ H60m	8	Vincent HOWZE	SO-2	8.40	2/5	7	0.73	7.73	
▶ 4x400	10	Schuler, Cowing, Granillo, Howze		3:29.14	1/22	5	0.13	5.13	
▶ HJ	1	Briar PLOUDE	FR-1	2.11m	6-11	1/15	20	3.72	23.72
▶ HJ	6	Alex PYLE	SR-4	2.04m	6-8½	1/15	10	1.62	11.62
▶ HJ	18	Cole DAVIS	SO-2	1.88m	6-2	1/22	0.6	0.00	0.60
▶ HJ	20	Tony GRANILLO	SO-2	1.86m	6-1¼	1/8	0.45	0.00	0.45
▶ PV	1	Zach ROSENBERGER	JR-3	4.95m	16-2¼	1/29	20	3.78	23.78
▶ LJ	4	Josh HONEYCUTT	JR-3	7.06m	23-2	1/29	14	2.11	16.11
▶ LJ	6	Matt KOELLING	SR-4	6.85m	22-5¼	1/22	10	0.91	10.91
▶ LJ	8	Douglas MARSHALL	SR-4	6.83m	22-5	12/12	7	0.79	7.79
▶ LJ	11	Dwayne WALL	FR-1	6.72m	22-¾	1/15	4	0.28	4.28
▶ TJ	2	Josh HONEYCUTT	JR-3	15.78m	51-9¼	12/12	18	4.03	22.03
▶ TJ	4	Matt KOELLING	SR-4	14.96m	49-1	1/15	14	1.93	15.93
▶ TJ	7	Douglas MARSHALL	SR-4	14.31m	46-11½	1/15	8	0.69	8.69
▶ TJ	14	Dwayne WALL	FR-1	13.90m	45-7¼	1/29	1	0.13	1.13
▶ SP	12	Lucas SANMARTIN	SO-2	15.27m	50-1¼	12/12	3	0.23	3.23
▶ WT	4	Kevin ROULHAC	JR-3	17.84m	58-6½	1/15	14	2.04	16.04
▶ WT	15	Keith MAPLES	JR-3	14.63m	48-0	1/15	0.9	0.00	0.90
▶ WT	18	Lucas SANMARTIN	SO-2	14.36m	47-1¼	12/12	0.6	0.00	0.60
Team Total								288.14	

4		Lincoln (Mo.)	Heartland Conference	▼ 1	7				
Event	Rank	Athlete	Yr	Mark	Date	Pl. Pts.	Bonus	TOTAL	
▶ 60m	1	Kimour BRUCE	JR-3	6.75	1/29	20	3.17	23.17	
▶ 60m	4	Gavin TERRELONGE	SO-2	6.83	2/5	14	1.86	15.86	
▶ 60m	5	Mandela CLIFFORD	JR-3	6.85	12/11	12	1.53	13.53	
▶ 60m	8	Dwain BRYDEN	JR-3	6.87	1/29	7	1.21	8.21	
▶ 60m	9	Gerald BASCOE	JR-3	6.89	1/15	6	0.95	6.95	
▶ 200m	4	Gavin TERRELONGE	SO-2	21.81	1/29	14	1.97	15.97	
▶ 200m	6	Kimour BRUCE	JR-3	22.02	2/5	10	1.33	11.33	
▶ 200m	7	Gerald BASCOE	JR-3	22.09	2/5	8	1.16	9.16	
▶ 200m	8	Steve BANTON	FR-1	22.28	1/29	7	0.72	7.72	
▶ 200m	11	Dwain BRYDEN	JR-3	22.38	1/29	4	0.49	4.49	
▶ 200m	16	Mandela CLIFFORD	JR-3	22.55	12/5	0.8	0.15	0.95	
▶ 200m	18	Anthony CELESTIN	SO-2	22.58	1/23	0.6	0.12	0.72	
▶ 400m	1	Steve BANTON	FR-1	48.40	12/11	20	3.55	23.55	
▶ 400m	3	Anthony CELESTIN	SO-2	49.07	12/11	16	2.42	18.42	
▶ 400m	4	Sabiel ANDERSON	FR-1	49.34	12/11	14	1.97	15.97	
▶ 800m	5	Rupert SMITH	SR-4	1:55.56	12/11	12	1.47	13.47	
▶ 800m	8	Jean NOUGUES	SR-4	1:56.33	12/11	7	1.04	8.04	
▶ H60m	4	Sabiel ANDERSON	FR-1	8.25	1/15	14	1.56	15.56	
▶ H60m	8	Joel WHYTE	FR-1	8.40	2/5	7	0.73	7.73	
▶ 4x400	1	Bryden, Anderson, Banton, Smith		3:16.52	1/29	20	5.01	25.01	
▶ LJ	1	Gerald BASCOE	JR-3	7.43m	24-4¼	1/15	20	5.22	25.22
▶ TJ	9	Gerald BASCOE	JR-3	14.22m	46-8	2/5	6	0.52	6.52
▶ HEPT	13	Alvirto SMITH	JR-3	3,575	2/5	2	0.19	2.19	
Team Total								280.21	



2010 Indoor, Week #2

Only those regionally ranked in top 20 are shown

MEN - South Central

5



Missouri Southern

unch

Mid-America Intercollegiate Athletics Association 22

Event	Rank	Athlete	Yr	Mark	Date	Pl. Pts.	Bonus	TOTAL	
▶ 60m	5	Jordan PATTON	SR-4	6.85	1/29	12	1.53	13.53	
▶ 200m	14	Jordan PATTON	SR-4	22.46	1/29	1	0.31	1.31	
▶ 400m	8	D'Angelo WOOD	SO-2	50.21	1/8	7	0.89	7.89	
▶ 400m	10	DJ BLAND	JR-3	50.28	1/8	5	0.82	5.82	
▶ 400m	16	Kevin WRIGHT	JR-3	51.00	1/29	0.8	0.20	1.00	
▶ 800m	3	Aki NUMMELA	JR-3	1:54.26	2/5	16	2.54	18.54	
▶ Mile	2	Brennan BENKERT	SR-4	4:11.75	1/29	18	2.86	20.86	
▶ Mile	3	Aki NUMMELA	JR-3	4:13.33	1/22	16	2.31	18.31	
▶ Mile	4	Dustin DIXON	SR-4	4:15.12	1/29	14	1.70	15.70	
▶ Mile	11	JOSH MATHIS	SO-2	4:19.39	2/5	4	0.64	4.64	
▶ 5000	2	Dustin DIXON	SR-4	14:35.43	2/5	18	3.24	21.24	
▶ 5000	3	Brennan BENKERT	SR-4	14:36.84	1/22	16	3.12	19.12	
▶ 5000	6	JOSH MATHIS	SO-2	15:07.07	2/5	10	1.18	11.18	
▶ 5000	20	Nick NIGGEMANN	FR-1	15:42.17	2/5	0.45	0.00	0.45	
▶ H60m	16	Kevin WRIGHT	JR-3	8.51	2/6	0.8	0.20	1.00	
▶ 4x400	9	Wright, Bembry, Khan, Wright		3:27.83	2/6	6	0.34	6.34	
▶ DMR	4	Pogue, Wright, Liddell, Niggemann		10:33.87	1/29	14	2.40	16.40	
▶ HJ	2	Chris BROWN	JR-3	2.10m	6-10%	18	3.42	21.42	
▶ HJ	3	Corey REYNOLDS	JR-3	2.05m	6-8%	16	1.92	17.92	
▶ PV	3	Corey SHUMATE	SR-4	4.75m	15-7	2/6	16	1.72	17.72
▶ PV	3	Michael JUERGENS	FR-1	4.75m	15-7	2/6	16	1.72	17.72
▶ PV	15	DJ DUNMIRE	FR-1	4.35m	14-3%	1/29	0.9	0.00	0.90
▶ TJ	18	Jerry JONES	FR-1	13.45m	44-1%	1/29	0.6	0.00	0.60
▶ SP	6	Seth HACKNEY	SO-2	16.18m	53-1	1/29	10	1.40	11.40
▶ SP	12	Kyle HANCOCK	SR-4	15.27m	50-1%	1/22	3	0.23	3.23
▶ SP	18	James COLEMAN	FR-1	14.81m	48-7%	1/22	0.6	0.00	0.60
▶ WT	14	Andrew GASSEN	JR-3	15.34m	50-4	1/22	1	0.07	1.07

Team Total

277.71

6



Pittsburg State

unch

Mid-America Intercollegiate Athletics Association 8

Event	Rank	Athlete	Yr	Mark	Date	Pl. Pts.	Bonus	TOTAL	
▶ 60m	17	Alex TALBOTT	JR-3	7.04	1/22	0.7	0.00	0.70	
▶ 400m	6	Darius JOHNSON	JR-3	49.95	1/29	10	1.17	11.17	
▶ 400m	13	Anthony GARRETT	SR-4	50.67	1/22	2	0.40	2.40	
▶ 800m	2	Tim TESTA	SR-4	1:54.02	2/5	18	2.75	20.75	
▶ 800m	11	James WARD	SO-2	1:56.47	1/29	4	0.96	4.96	
▶ 800m	15	John VANGUNDY	SR-4	1:58.02	2/5	0.9	0.25	1.15	
▶ Mile	7	Tim TESTA	SR-4	4:16.78	1/29	8	1.23	9.23	
▶ Mile	9	Mujahid HASSABALLA	SR-4	4:17.69	2/5	6	1.03	7.03	
▶ H60m	1	Jeremy JACKSON	SR-4	7.95	1/22	20	3.93	23.93	
▶ 4x400	5	Garrett, Obert, Wright, Johnson		3:22.91	2/5	12	1.76	13.76	
▶ HJ	12	Chase KEYSER	FR-1	1.95m	6-4%	1/22	3	0.20	3.20
▶ PV	1	Ethan HOBBS	JR-3	4.95m	16-2%	1/29	20	3.78	23.78
▶ PV	8	Colbie SNYDER	FR-1	4.70m	15-5	1/29	7	1.21	8.21
▶ LJ	10	Kiara JONES	JR-3	6.76m	22-2%	1/29	5	0.40	5.40
▶ TJ	3	Kiara JONES	JR-3	15.33m	50-3%	1/29	16	2.77	18.77
▶ TJ	13	Brett SIEGLE	JR-3	13.92m	45-8	1/29	2	0.15	2.15
▶ SP	1	Brian ALLEN	SR-4	17.98m	59-0	1/22	20	4.66	24.66
▶ SP	8	Cody HOLLAND	FR-1	15.68m	51-5%	2/6	7	0.66	7.66
▶ WT	2	Brian ALLEN	SR-4	19.28m	63-3%	1/29	18	3.99	21.99
▶ WT	8	Gavin WUTHRICH	SR-4	16.42m	53-10%	2/6	7	0.67	7.67
▶ WT	10	Brandon HUBBARD	SO-2	16.24m	53-3%	1/29	5	0.51	5.51
▶ WT	11	Tell WYRICK	JR-3	15.59m	51-1%	1/22	4	0.19	4.19
▶ WT	12	Cody HOLLAND	FR-1	15.43m	50-7%	2/6	3	0.12	3.12

Team Total

233.06



2010 Indoor, Week #2

Only those regionally ranked in top 20 are shown

MEN - South Central

7

Northwest Missouri State **unch**Mid-America Intercollegiate Athletics Association **27**

Event	Rank	Athlete	Yr	Mark	Date	Pl. Pts.	Bonus	TOTAL	
▶ 60m	10	John MILES	SR-4	6.90	1/22	5	0.84	5.84	
▶ 60m	17	Sheldon COOK	SR-4	7.04	1/22	0.7	0.00	0.70	
▶ 200m	9	Tyler SHAW	SO-2	22.29	2/6	6	0.70	6.70	
▶ 200m	15	Sheldon COOK	SR-4	22.48	1/15	0.9	0.26	1.16	
▶ 400m	12	Jason CIEMEGA	SR-4	50.59	12/11	3	0.48	3.48	
▶ 800m	16	Alex MULLOCK	SO-2	1:58.58	12/11	0.8	0.10	0.90	
▶ Mile	16	T.R. PURSELL	JR-3	4:23.96	1/22	0.8	0.09	0.89	
▶ 5000	18	Zach LAYTON	SO-2	15:40.65	1/22	0.6	0.00	0.60	
▶ 5000	19	Trevor JOHANNSEN	SR-4	15:42.11	1/15	0.5	0.00	0.50	
▶ H60m	3	Tyler SHAW	SO-2	8.08	2/6	16	2.78	18.78	
▶ H60m	8	Travis MANNING	FR-1	8.40	1/15	7	0.73	7.73	
▶ 4x400	11	Staashelm, Groves, Mullock, Ciemega		3:29.24	1/15	4	0.11	4.11	
▶ HJ	8	Jacob DUPIN	SR-4	2.02m	6-7½	12/11	7	1.12	8.12
▶ HJ	16	Seth STAASHELM	FR-1	1.92m	6-3½	1/30	0.8	0.00	0.80
▶ PV	3	Will HAER	FR-1	4.75m	15-7	2/6	16	1.72	17.72
▶ PV	16	Kemper KELLERSTRASS	FR-1	4.30m	14-1¼	12/11	0.8	0.00	0.80
▶ LJ	7	Jacob DUPIN	SR-4	6.84m	22-5¼	12/11	8	0.85	8.85
▶ LJ	12	Porter GROVES	FR-1	6.71m	22-¼	12/11	3	0.25	3.25
▶ LJ	18	Sheldon COOK	SR-4	6.52m	21-4¾	12/11	0.6	0.00	0.60
▶ TJ	8	Porter GROVES	FR-1	14.28m	46-10¼	12/11	7	0.64	7.64
▶ TJ	12	Travis MANNING	FR-1	13.94m	45-9	2/6	3	0.17	3.17
▶ TJ	15	Martell LOVE	SO-2	13.57m	44-6¼	12/11	0.9	0.00	0.90
▶ SP	2	Ben MCKIM	SR-4	17.46m	57-3¾	12/11	18	3.54	21.54
▶ SP	7	Eric RICKERT	SR-4	16.09m	52-9¾	1/22	8	1.26	9.26
▶ SP	19	John PETROFF	FR-1	14.79m	48-6¼	2/6	0.5	0.00	0.50
▶ WT	3	Ben MCKIM	SR-4	17.91m	58-9¼	2/6	16	2.14	18.14
▶ WT	9	Austin GRAY	SO-2	16.31m	53-6¼	2/6	6	0.57	6.57
▶ WT	16	Eric RICKERT	SR-4	14.47m	47-5¼	2/6	0.8	0.00	0.80
▶ WT	19	John PETROFF	FR-1	14.16m	46-5¼	2/6	0.5	0.00	0.50
▶ HEPT	7	Jacob DUPIN	SR-4	4,714		12/11	8	1.70	9.70
▶ HEPT	9	Seth STAASHELM	FR-1	4,367		1/30	6	1.14	7.14
▶ HEPT	12	Zeke WINANS	FR-1	3,825		12/11	3	0.49	3.49

Team Total 183.68

8

Southwest Baptist **unch**Mid-America Intercollegiate Athletics Association **38**

Event	Rank	Athlete	Yr	Mark	Date	Pl. Pts.	Bonus	TOTAL	
▶ 60m	15	Frank GRANT JR	SR-4	6.96	1/22	0.9	0.31	1.21	
▶ 200m	3	Frank GRANT JR	SR-4	21.71	2/6	16	2.33	18.33	
▶ 400m	5	Frank GRANT JR	SR-4	49.38	1/22	12	1.90	13.90	
▶ 400m	19	Jesse KUEKER	SR-4	51.19	1/22	0.5	0.10	0.60	
▶ 800m	1	Shawn ETZENHOUSER	SR-4	1:53.85	1/29	20	2.90	22.90	
▶ 800m	6	Josh ROLLINS	JR-3	1:55.73	1/22	10	1.38	11.38	
▶ 800m	9	Jeremy GLASSMAKER	SR-4	1:56.34	2/6	6	1.04	7.04	
▶ 800m	12	Nathaniel ROGERS	JR-3	1:57.07	1/22	3	0.63	3.63	
▶ 800m	19	Will HANSEN	SO-2	1:59.30	1/29	0.5	0.00	0.50	
▶ Mile	8	Jeremy GLASSMAKER	SR-4	4:17.23	1/22	7	1.13	8.13	
▶ Mile	12	Shawn ETZENHOUSER	SR-4	4:19.71	12/4	3	0.57	3.57	
▶ Mile	14	Will HANSEN	SO-2	4:22.17	12/4	1	0.29	1.29	
▶ Mile	19	Josh ROLLINS	JR-3	4:25.73	1/29	0.5	0.00	0.50	
▶ 5000	11	Phillip MILLER	FR-1	15:28.25	1/22	4	0.31	4.31	
▶ 5000	16	Michael MCCAMPBELL	SR-4	15:35.75	2/6	0.8	0.11	0.91	
▶ 4x400	3	Grant JR, Kueker, Rogers, Etzenhouser		3:20.30	2/6	16	3.00	19.00	
▶ DMR	1	Rollins, Rogers, Etzenhouser, Glassmaker		10:10.64	1/22	20	4.96	24.96	
▶ HJ	11	Stephan ALBIN	FR-1	1.97m	6-5½	1/29	4	0.41	4.41
▶ HJ	17	Nate STUKENBORG	SR-4	1.89m	6-2¼	12/4	0.7	0.00	0.70

Team Total 148.86



2010 Indoor, Week #2

Only those regionally ranked in top 20 are shown

MEN - South Central

9



Texas A&M-Kingsville

Lone Star Conference

60

Event	Rank	Athlete	Yr	Mark	Date	Pl. Pts.	Bonus	TOTAL	
▶ 60m	19	Charles WELLS	JR-3	7.05	1/29	0.5	0.00	0.50	
▶ 60m	19	Anthony WASHINGTON	FR-1	7.05	2/6	0.5	0.00	0.50	
▶ 200m	12	Anthony WASHINGTON	FR-1	22.42	2/6	3	0.40	3.40	
▶ 400m	11	Sergio RIOS	FR-1	50.57	2/6	4	0.51	4.51	
▶ 5000	10	Kiya DANDENA	SO-2	15:22.39	1/29	5	0.46	5.46	
▶ 5000	15	Daniel CASTRO	SR-4	15:33.61	1/29	0.9	0.17	1.07	
▶ 4x400	8	Rios, Woodson, Washington, Glover		3:24.36	2/6	7	1.26	8.26	
▶ HJ	15	Trent HESSELTINE	SO-2	1.94m	6-4 $\frac{1}{2}$	1/29	0.9	0.10	1.00
▶ PV	13	Ted DUGIE	SR-4	4.45m	14-7 $\frac{1}{2}$	2/6	2	0.16	2.16
▶ PV	16	Dylan REIDSEL	FR-1	4.30m	14-1 $\frac{1}{2}$	1/29	0.8	0.00	0.80
▶ LJ	3	Connell DAVIS	JR-3	7.14m	23-5 $\frac{1}{2}$	2/6	16	2.77	18.77
▶ LJ	9	CJ GRIGGS	FR-1	6.81m	22-4 $\frac{1}{2}$	2/6	6	0.68	6.68
▶ LJ	18	Micah FRANKS	SO-2	6.52m	21-4 $\frac{1}{2}$	1/29	0.6	0.00	0.60
▶ TJ	5	CJ GRIGGS	FR-1	14.85m	48-8 $\frac{1}{2}$	2/6	12	1.72	13.72
▶ TJ	6	Isaiah GLOVER	FR-1	14.78m	48-6	2/6	10	1.59	11.59
▶ TJ	17	Micah FRANKS	SO-2	13.46m	44-2	2/6	0.7	0.00	0.70

Team Total

81.79

10



West Texas A&M

Lone Star Conference

69

Event	Rank	Athlete	Yr	Mark	Date	Pl. Pts.	Bonus	TOTAL	
▶ 60m	19	Aarrhon FLORES	FR-1	7.05	1/16	0.5	0.00	0.50	
▶ 200m	13	Aarrhon FLORES	FR-1	22.43	1/16	2	0.38	2.38	
▶ 200m	19	Xavier BENNETT	FR-1	22.59	1/22	0.5	0.11	0.61	
▶ 400m	14	Taylor JOHNSON	FR-1	50.87	1/22	1	0.27	1.27	
▶ 400m	15	Taylor GARDNER	FR-1	50.99	2/6	0.9	0.21	1.11	
▶ 800m	13	Jarret KACHEL	SR-4	1:57.61	2/6	2	0.36	2.36	
▶ H60m	11	Justin REEVES	FR-1	8.42	12/12	4	0.62	4.62	
▶ H60m	12	Mitchell RYAN	SO-2	8.48	2/6	3	0.30	3.30	
▶ H60m	17	Ross MYATT	SO-2	8.57	2/6	0.7	0.04	0.74	
▶ 4x400	6	Bennett, Sanders, Gardner, Johnson		3:23.20	2/6	10	1.66	11.66	
▶ DMR	3	Kachel, Johnson, Sanders, Irwin		10:28.86	1/22	16	2.94	18.94	
▶ HJ	3	Gage MAYER	SO-2	2.05m	6-8 $\frac{1}{2}$	1/16	16	1.92	17.92
▶ HJ	12	Aaron GORDON	FR-1	1.95m	6-4 $\frac{1}{2}$	1/16	3	0.20	3.20
▶ PV	13	Tanner DENNIS	FR-1	4.45m	14-7 $\frac{1}{2}$	1/22	2	0.16	2.16
▶ LJ	16	Aarrhon FLORES	FR-1	6.67m	21-10 $\frac{1}{2}$	1/16	0.8	0.14	0.94
▶ LJ	20	Xavier BENNETT	FR-1	6.51m	21-4 $\frac{1}{2}$	1/22	0.45	0.00	0.45
▶ SP	15	Shaun WESLEY	FR-1	15.08m	49-5 $\frac{1}{2}$	1/22	0.9	0.09	0.99
▶ SP	16	Dane HAMRICK	SO-2	14.83m	48-8	1/22	0.8	0.00	0.80

Team Total

76.02

11



Fort Hays State

Mid-America Intercollegiate Athletics Association

78

Event	Rank	Athlete	Yr	Mark	Date	Pl. Pts.	Bonus	TOTAL	
▶ 60m	16	OJ MURDOCK	JR-3	7.02	1/29	0.8	0.00	0.80	
▶ H60m	20	Jakob GROSKURTH	FR-1	8.72	12/12	0.45	0.00	0.45	
▶ 4x400	12	Green, Gaines, Schmidt, Banda		3:32.76	1/23	3	0.00	3.00	
▶ DMR	5	Shillington, Segura, Ginther, Banda		10:35.33	1/29	12	2.25	14.25	
▶ HJ	6	Drew SCHMIDT	SR-4	2.04m	6-8 $\frac{1}{2}$	12/12	10	1.62	11.62
▶ PV	10	Ramin ZANGENEH	JR-3	4.60m	15-1	1/23	5	0.70	5.70
▶ PV	16	David SWISHER	SO-2	4.30m	14-1 $\frac{1}{2}$	1/29	0.8	0.00	0.80
▶ LJ	14	Mark WATSON	JR-3	6.69m	21-11 $\frac{1}{2}$	12/12	1	0.19	1.19
▶ TJ	10	Andrew GANNON	SR-4	14.08m	46-2 $\frac{1}{2}$	1/23	5	0.31	5.31
▶ TJ	19	David SWISHER	SO-2	13.02m	42-8 $\frac{1}{2}$	1/15	0.5	0.00	0.50
▶ SP	20	Ian REEL	SR-4	14.70m	48-2 $\frac{1}{2}$	1/29	0.45	0.00	0.45
▶ WT	6	Tim MCELROY	JR-3	16.86m	55-3 $\frac{1}{2}$	1/29	10	1.08	11.08
▶ WT	7	Ian REEL	SR-4	16.44m	53-11 $\frac{1}{2}$	1/29	8	0.69	8.69

Team Total

64.91

**2010 Indoor, Week #2**

Only those regionally ranked in top 20 are shown

MEN - South Central**12****Incarnate Word**

Heartland Conference

▼ **1****71**

Event	Rank	Athlete	Yr	Mark	Date	Pl. Pts.	Bonus	TOTAL	
▶ 400m	18	Corey MCDONNOUGH	FR-1	51.08	1/29	0.6	0.16	0.76	
▶ 800m	4	Sebastien JARABA-HEFFNER	JR-3	1:54.76	1/29	14	2.11	16.11	
▶ 800m	18	Chris FLORES	SO-2	1:59.25	1/29	0.6	0.00	0.60	
▶ 5000	17	Shayn WEIDNER	SR-4	15:38.82	1/29	0.7	0.03	0.73	
▶ 4x400	7	Alicea, McDonnough, Hoover, Alicea		3:23.89	2/6	8	1.42	9.42	
▶ DMR	2	Jaraba-Heffner, Echevarria, Flores, Gill		10:18.03	1/29	18	4.13	22.13	
▶ LJ	17	Steven YOUNG	FR-1	6.61m	21-8¼	1/29	0.7	0.00	0.70

Team Total**52.22****13****Truman State**

Mid-America Intercollegiate Athletics Association

▼ **1****76**

Event	Rank	Athlete	Yr	Mark	Date	Pl. Pts.	Bonus	TOTAL	
▶ 800m	7	Jacob SCHRUM	SR-4	1:56.19	2/5	8	1.12	9.12	
▶ Mile	18	Zach CHAPMAN	SR-4	4:25.20	1/29	0.6	0.00	0.60	
▶ 4x400	13	Peterson, Murillo, Kimp, Schrum		3:33.52	1/29	2	0.00	2.00	
▶ DMR	6	Venner, Schrum, Gutteridge, Gorman		10:36.34	1/22	10	2.18	12.18	
▶ SP	5	Derek ATWOOD	JR-3	16.33m	53-7	2/5	12	1.62	13.62
▶ SP	9	Matthew SMITH	FR-1	15.41m	50-6¼	12/11	6	0.34	6.34
▶ SP	11	Alex VAN DELFT	SR-4	15.34m	50-4	12/11	4	0.29	4.29
▶ WT	20	Eric RUZICKA	SR-4	14.00m	45-11¼	1/22	0.45	0.00	0.45

Team Total**51.51****14****Dallas Baptist**

Heartland Conference

▼ **1****72**

Event	Rank	Athlete	Yr	Mark	Date	Pl. Pts.	Bonus	TOTAL
▶ Mile	17	Felix RODRIGUEZ	SR-4	4:24.85	2/6	0.7	0.00	0.70
▶ 5000	5	Felix RODRIGUEZ	SR-4	15:02.06	1/29	12	1.45	13.45
▶ 5000	9	John Marshall MILLSAP	SO-2	15:14.70	1/29	6	0.77	6.77

Team Total**21.04**



2010 Indoor, Week #2

Only those regionally ranked in top 20 are shown

MEN - Southeast



Lees-McRae

Conference Carolinas

unch

57

WT 1 Joe DAHER SR-4 14.76m 48-5¼ 1/15 20 10.60 30.60

Team Total 547.65

Event	Rank	Athlete	Yr	Mark	Date	Pl. Pts.	Bonus	TOTAL	
▶ 60m	3	Chris GLENN	SR-4	7.25	12/5	16	2.16	18.16	
▶ 60m	4	Brandon WILLIAMS	FR-1	7.28	1/22	14	1.89	15.89	
▶ 60m	7	Corey ALEXANDER	JR-3	7.34	12/5	8	1.42	9.42	
▶ 60m	8	Adam PHILIPS	SR-4	7.36	12/5	7	1.30	8.30	
▶ 60m	10	Bradley KING	FR-1	7.54	1/22	5	0.57	5.57	
▶ 60m	12	Robby BENNETT	FR-1	7.59	1/22	3	0.43	3.43	
▶ 60m	14	Joseph BROWN	JR-3	7.67	12/5	1	0.21	1.21	
▶ 60m	16	Glenn RICHARDSON	JR-3	8.11	1/22	0.8	0.00	0.80	
▶ 200m	2	Brandon WILLIAMS	FR-1	23.65	1/22	18	2.27	20.27	
▶ 200m	3	Corey ALEXANDER	JR-3	24.02	1/22	16	1.77	17.77	
▶ 200m	4	Stephen MOSTELLA	SR-4	24.05	1/22	14	1.73	15.73	
▶ 200m	5	Stephen WILLIAMS	FR-1	24.06	12/5	12	1.72	13.72	
▶ 200m	6	Adam PHILIPS	SR-4	24.14	12/5	10	1.61	11.61	
▶ 200m	10	Robby BENNETT	FR-1	24.54	1/22	5	1.20	6.20	
▶ 200m	14	Shawn ROWAND	JR-3	27.14	1/22	1	0.10	1.10	
▶ 200m	15	Glenn RICHARDSON	JR-3	27.74	1/15	0.9	0.00	0.90	
▶ 400m	1	Brad TANIS	SR-4	51.64	12/5	20	2.91	22.91	
▶ 400m	5	Bradley KING	FR-1	52.16	1/22	12	2.34	14.34	
▶ 400m	10	Stephen MOSTELLA	SR-4	54.13	1/22	5	0.80	5.80	
▶ 400m	15	Nathan SMITH	SR-4	55.82	12/5	0.9	0.09	0.99	
▶ 800m	5	Micheal DAVIS	SO-2	2:05.41	1/15	12	2.67	14.67	
▶ Mile	3	Micheal DAVIS	SO-2	4:29.03	1/22	16	2.23	18.23	
▶ Mile	7	Craig SIMPKINS	SO-2	4:44.39	1/15	8	1.10	9.10	
▶ Mile	10	Luke ANTON	SO-2	4:51.50	1/22	5	0.77	5.77	
▶ Mile	12	Connor GRAY	SO-2	5:00.66	1/22	3	0.49	3.49	
▶ H60m	2	Bradley KING	FR-1	8.59	1/22	18	4.81	22.81	
▶ H60m	3	Brandon WILLIAMS	FR-1	8.76	1/22	16	3.18	19.18	
▶ H60m	5	Joseph BROWN	JR-3	8.91	12/5	12	1.97	13.97	
▶ H60m	8	Brad TANIS	SR-4	9.15	1/22	7	0.53	7.53	
▶ H60m	9	Nathan SMITH	SR-4	9.50	1/22	6	0.00	6.00	
▶ H60m	10	Glenn RICHARDSON	JR-3	9.69	12/5	5	0.00	5.00	
▶ H60m	13	Robby BENNETT	FR-1	11.21	12/5	2	0.00	2.00	
▶ 4x400	4	King, Mostella, Smith, Tanis		3:40.24	12/5	14	0.22	14.22	
▶ PV	1	Jonathan ARTHUR	SR-4	4.85m	15-11	1/15	20	10.91	30.91
▶ PV	2	Allen KELLY	FR-1	4.70m	15-5	12/5	18	8.37	26.37
▶ PV	3	Kevin DEVER	FR-1	4.25m	13-11¼	12/5	16	0.72	16.72
▶ LJ	2	Corey ALEXANDER	JR-3	6.30m	20-8	12/5	18	5.00	23.00
▶ LJ	4	Joseph BROWN	JR-3	6.17m	20-3	12/5	14	0.43	14.43
▶ LJ	6	Adam PHILIPS	SR-4	5.77m	18-11¼	12/5	10	0.00	10.00
▶ TJ	2	Corey ALEXANDER	JR-3	12.65m	41-6	1/22	18	10.00	28.00
▶ SP	1	Joe DAHER	SR-4	12.82m	42-¾	1/15	20	11.54	31.54



2010 Indoor, Week #2

Only those regionally ranked in top 20 are shown

MEN - Southeast

2

Limestone
Conference Carolinas

unch

Event	Rank	Athlete	Yr	Mark	Date	Pl. Pts.	Bonus	TOTAL	
▶ 60m	1	Byran WASHINGTON	SO-2	7.10	12/5	20	3.51	23.51	
▶ 60m	11	Tanner HAMRICK	SO-2	7.56	12/5	4	0.51	4.51	
▶ 60m	12	Danny WEBB	FR-1	7.59	1/22	3	0.43	3.43	
▶ 60m	15	Brian MAKUPSON	SO-2	7.77	12/5	0.9	0.00	0.90	
▶ 200m	1	Byran WASHINGTON	SO-2	23.63	1/22	20	2.30	22.30	
▶ 200m	9	Antonio LIPSCOMB	SO-2	24.36	12/5	6	1.36	7.36	
▶ 200m	12	Tanner HAMRICK	SO-2	24.98	12/5	3	0.99	3.99	
▶ 200m	13	Danny WEBB	FR-1	25.37	1/22	2	0.82	2.82	
▶ 400m	3	D'Juan THURMOND	JR-3	52.04	1/29	16	2.47	18.47	
▶ 400m	7	Briann RUSSELL	FR-1	53.62	12/5	8	1.15	9.15	
▶ 400m	11	Travis TOLLIVER	SO-2	54.41	1/29	4	0.61	4.61	
▶ 400m	12	Antonio LIPSCOMB	SO-2	54.49	1/22	3	0.55	3.55	
▶ 400m	13	Kahlil KNUCKLES	SO-2	54.99	1/22	2	0.37	2.37	
▶ 400m	14	Brian MAKUPSON	SO-2	55.54	1/29	1	0.18	1.18	
▶ 400m	16	Greg BOSTON	SO-2	56.87	1/22	0.8	0.00	0.80	
▶ 400m	17	Danny WEBB	FR-1	57.87	12/5	0.7	0.00	0.70	
▶ 400m	18	Dustin BERNARD	FR-1	57.94	1/22	0.6	0.00	0.60	
▶ 800m	7	Greg BOSTON	SO-2	2:13.70	1/22	8	0.37	8.37	
▶ 800m	8	Chris RUNNELLS	FR-1	2:13.80	12/5	7	0.34	7.34	
▶ 800m	9	Kevin EAGLE	JR-3	2:13.99	1/22	6	0.29	6.29	
▶ 800m	10	Dustin BERNARD	FR-1	2:14.45	1/22	5	0.18	5.18	
▶ 800m	11	Brian MAKUPSON	SO-2	2:17.11	12/5	4	0.00	4.00	
▶ 800m	13	Tres VALENTINO	JR-3	2:28.15	1/22	2	0.00	2.00	
▶ Mile	5	Justus KIRWA	SO-2	4:39.75	12/5	12	1.40	13.40	
▶ Mile	14	Kevin EAGLE	JR-3	5:14.60	12/5	1	0.09	1.09	
▶ Mile	15	Garrett MCCRAW	SO-2	5:22.65	12/5	0.9	0.00	0.90	
▶ Mile	16	Aaron WATKINS	SR-4	5:43.92	1/29	0.8	0.00	0.80	
▶ 5000	5	Justus KIRWA	SO-2	16:22.57	1/29	12	1.28	13.28	
▶ 5000	9	Mike MERCIER	FR-1	17:50.89	1/22	6	0.00	6.00	
▶ 5000	11	Tres VALENTINO	JR-3	18:08.89	1/22	4	0.00	4.00	
▶ H60m	1	Richard GORE	SO-2	8.55	12/5	20	5.20	25.20	
▶ H60m	6	Travis TOLLIVER	SO-2	9.03	1/29	10	1.24	11.24	
▶ H60m	7	Danny WEBB	FR-1	9.12	12/5	8	0.71	8.71	
▶ H60m	12	Brian MAKUPSON	SO-2	9.90	1/29	3	0.00	3.00	
▶ 4x400	3	Thurmond, Lipscomb, Knuckles, Webb		3:38.33	1/22	16	1.66	17.66	
▶ DMR	2	Eagle, Kirwa, Lipscomb, Bernard		11:59.21	1/29	18	10.00	28.00	
▶ HJ	1	Richard GORE	SO-2	1.88m	6-2	12/5	20	10.00	30.00
▶ LJ	3	Kortez SCOTT	SO-2	6.22m	20-5	12/5	16	2.19	18.19
▶ LJ	5	Richard GORE	SO-2	5.98m	19-7½	12/5	12	0.00	12.00
▶ TJ	1	Kortez SCOTT	SO-2	13.83m	45-4½	1/22	20	10.00	30.00
▶ SP	3	Jordan CLARK	FR-1	10.15m	33-3¾	12/5	16	0.42	16.42

▶ SP	5	Tim SMITH	SO-2	8.64m	28-4¼	12/5	12	0.00	12.00
▶ WT	4	Tim SMITH	SO-2	10.57m	34-8¾	12/5	14	0.00	14.00
▶ WT	6	Jordan CLARK	FR-1	8.40m	27-6¾	12/5	10	0.00	10.00

Team Total 419.34

3

King College
Independent (DII)

unch

Event	Rank	Athlete	Yr	Mark	Date	Pl. Pts.	Bonus	TOTAL	
▶ 60m	2	Richard IBEH	SO-2	7.20	1/22	18	2.60	20.60	
▶ 60m	4	Diverne INGRAHAM	JR-3	7.28	1/22	14	1.89	15.89	
▶ 200m	8	Quarderius CLARK	FR-1	24.33	1/22	7	1.39	8.39	
▶ 200m	10	Diverne INGRAHAM	JR-3	24.54	1/22	5	1.20	6.20	
▶ 400m	2	Ryan WILLIAMSON	JR-3	51.70	1/22	18	2.85	20.85	
▶ 400m	6	Shavar WATSON	JR-3	52.96	1/22	10	1.62	11.62	
▶ 400m	9	Richard IBEH	SO-2	54.10	1/22	6	0.82	6.82	
▶ 800m	4	Ryan WILLIAMSON	JR-3	2:04.40	1/22	14	3.10	17.10	
▶ 800m	6	Tyler STANLEY	SO-2	2:12.06	1/22	10	0.79	10.79	
▶ 5000	3	Daniel HAMILTON	JR-3	15:39.96	1/22	16	2.97	18.97	
▶ 5000	7	Mykal MILLER	SO-2	16:49.20	1/22	8	0.40	8.40	
▶ 5000	8	Andrew DIBB	FR-1	16:51.42	1/22	7	0.33	7.33	
▶ 4x400	1	Williamson, Watson, Ibeh, Johnson		3:27.60	1/22	20	10.26	30.26	
▶ WT	2	Derek NAVE	SR-4	14.38m	47-2¼	1/22	18	8.81	26.81

Team Total 210.03

4

Clayton State
Peach Belt Conference

Event	Rank	Athlete	Yr	Mark	Date	Pl. Pts.	Bonus	TOTAL
▶ 60m	9	Demetrius STINSON	FR-1	7.38	2/6	6	1.18	7.18
▶ 200m	7	Demetrius STINSON	FR-1	24.19	2/6	8	1.54	9.54
▶ 400m	4	Edlin VERAS	SO-2	52.15	2/6	14	2.35	16.35
▶ 400m	8	Edward PARKS	FR-1	53.99	2/6	7	0.89	7.89
▶ 800m	1	Ayrton AZCUE	FR-1	1:59.18	2/6	20	5.46	25.46
▶ 800m	3	Fidely FORT	SO-2	2:04.38	2/6	16	3.11	19.11
▶ Mile	6	Fidelis MUTISO	JR-3	4:44.34	2/6	10	1.10	11.10
▶ Mile	9	Jarrid CASIMIR	JR-3	4:47.34	2/6	6	0.91	6.91
▶ Mile	13	Cesar VALDOVINO	JR-3	5:06.34	2/6	2	0.32	2.32
▶ 5000	4	Stephen BOWERS	FR-1	16:13.56	2/6	14	1.59	15.59
▶ 5000	6	Jarrid CASIMIR	JR-3	16:38.19	2/6	10	0.76	10.76
▶ 5000	10	Cesar VALDOVINO	JR-3	18:05.05	2/6	5	0.00	5.00
▶ 4x400	2	Veras, Spezzacatena, Russell, Fort		3:30.50	2/6	18	7.85	25.85
▶ DMR	1	Bowers, Parks, Spezzacatena, Mutiso		10:52.60	2/6	20	10.00	30.00

Team Total 193.09



2010 Indoor, Week #2

Only those regionally ranked in top 20 are shown

MEN - Southeast

5



Anderson (S.C.)

Conference Carolinas

▼ 1

1

Event	Rank	Athlete	Yr	Mark	Date	Pl. Pts.	Bonus	TOTAL	
▶ 60m	4	Josh BUTLER	FR-1	7.28	1/15	14	1.89	15.89	
▶ 800m	2	Matt SHAFFER	FR-1	2:03.07	1/15	18	3.68	21.68	
▶ 800m	12	Ryne WELCH	FR-1	2:20.29	1/22	3	0.00	3.00	
▶ Mile	4	Alex JORDAN	SR-4	4:29.67	1/29	14	2.16	16.16	
▶ Mile	8	Nigel REYNOLDS	FR-1	4:44.66	1/29	7	1.08	8.08	
▶ H60m	11	Zach HART	FR-1	9.86	1/22	4	0.00	4.00	
▶ PV	4	Zach HART	FR-1	4.20m	13-9/4	1/29	14	0.00	14.00
▶ SP	2	Will BYARS	FR-1	11.98m	39-3/4	1/22	18	8.04	26.04
▶ SP	4	Derrick BLACK	JR-3	9.92m	32-6/4	1/15	14	0.00	14.00
▶ WT	3	Will BYARS	FR-1	12.63m	41-5/4	1/29	16	0.59	16.59
▶ WT	5	Derrick BLACK	JR-3	10.04m	32-11/4	1/15	12	0.00	12.00

Team Total 151.45

6



Queens (N.C.)

Conference Carolinas

▼ 1

33

Event	Rank	Athlete	Yr	Mark	Date	Pl. Pts.	Bonus	TOTAL
▶ Mile	1	Simon STUETZEL	JR-3	4:09.24	2/5	20	4.44	24.44
▶ Mile	2	Nelson MWANGI	SR-4	4:18.84	2/5	18	3.33	21.33
▶ Mile	11	Tim CODY	FR-1	4:57.72	1/29	4	0.58	4.58
▶ 5000	1	Futsum MEBRAHTU	SR-4	14:25.98	2/5	20	7.36	27.36
▶ 5000	2	Alexander SCHILLING	SO-2	14:59.10	2/5	18	5.31	23.31

Team Total 101.01

7



Carson-Newman

South Atlantic Conference

Event	Rank	Athlete	Yr	Mark	Date	Pl. Pts.	Bonus	TOTAL	
▶ H60m	4	Antonio GOMEZ	SR-4	8.85	2/6	14	2.34	16.34	
▶ LJ	1	Antonio GOMEZ	SR-4	6.51m	21-4/4	2/6	20	12.38	32.38

Team Total 48.73



2010 Indoor, Week #2

Only those regionally ranked in top 20 are shown

MEN - West

1

Western Oregon

Great Northwest Athletic Conference

▲ 1
48

Event	Rank	Athlete	Yr	Mark	Date	Pl. Pts.	Bonus	TOTAL	
▶ 60m	2	Gabe AGUILAR	SO-2	6.99	1/16	18	2.32	20.32	
▶ 60m	9	Bobby ALEXANDER	FR-1	7.12	1/16	6	1.01	7.01	
▶ 60m	10	Dustin BOYD	FR-1	7.14	1/16	5	0.86	5.86	
▶ 200m	5	Josh MOORE	FR-1	22.75	1/16	12	1.72	13.72	
▶ 200m	6	Ashtin MOTT	JR-3	22.91	1/16	10	1.23	11.23	
▶ 200m	7	Anthony YAKOVICH	FR-1	22.93	1/29	8	1.18	9.18	
▶ 200m	18	Dustin BOYD	FR-1	23.55	2/7	0.6	0.00	0.60	
▶ 400m	1	Matt KAINO	FR-1	49.40	1/29	20	3.38	23.38	
▶ 400m	3	Ashtin MOTT	JR-3	49.73	1/16	16	2.84	18.84	
▶ 400m	4	Anthony YAKOVICH	FR-1	50.15	1/29	14	2.18	16.18	
▶ 400m	5	Josh MOORE	FR-1	50.28	1/29	12	2.00	14.00	
▶ 400m	7	Andy LOSCUTOFF	JR-3	50.92	1/16	8	1.33	9.33	
▶ 400m	8	Shane O'CONNELL	SO-2	51.40	1/29	7	0.83	7.83	
▶ 400m	17	Tim MOWERY	FR-1	52.82	2/7	0.7	0.00	0.70	
▶ 400m	20	Abe WEBB	JR-3	53.92	2/7	0.45	0.00	0.45	
▶ 800m	4	Connor KASLER	FR-1	1:58.55	1/16	14	1.87	15.87	
▶ 800m	5	Toby MAUNU	FR-1	1:58.78	1/16	12	1.70	13.70	
▶ 800m	7	Kyle LARSON	JR-3	1:59.69	1/16	8	1.18	9.18	
▶ 800m	8	Michael BROWN	SO-2	1:59.71	1/16	7	1.17	8.17	
▶ 800m	9	Ryan CHAPMAN	FR-1	1:59.79	1/16	6	1.14	7.14	
▶ 800m	10	Jeff LONG	SR-4	2:00.59	1/16	5	0.75	5.75	
▶ 800m	12	Matt MCCRARY	SO-2	2:01.40	2/7	3	0.47	3.47	
▶ 800m	15	Dominic FERRARIS	FR-1	2:03.34	2/7	0.9	0.01	0.91	
▶ 800m	16	Mike SCHMIDT	SR-4	2:04.35	2/7	0.8	0.00	0.80	
▶ Mile	2	Jeff LONG	SR-4	4:11.89	1/29	18	3.69	21.69	
▶ Mile	4	Connor KASLER	FR-1	4:17.90	1/29	14	1.99	15.99	
▶ Mile	9	Dan SPRINKLE	SO-2	4:23.01	1/16	6	0.96	6.96	
▶ Mile	14	Kyle LARSON	JR-3	4:28.73	1/16	1	0.23	1.23	
▶ H60m	1	Andy LOSCUTOFF	JR-3	8.47	1/16	20	3.12	23.12	
▶ 4x400	1	Kaino, Mott, Moore, Yakovich		3:17.85	1/29	20	12.63	32.63	
▶ HJ	3	Matson HARDIE	FR-1	1.94m	6-4½	2/7	16	2.27	18.27
▶ HJ	5	Robert WEGNER	SR-4	1.91m	6-3¾	1/16	12	1.98	13.98
▶ HJ	9	Zach MASSARI	SO-2	1.79m	5-10½	2/7	6	1.09	7.09
▶ PV	12	Austin ROBERTS	SR-4	3.81m	12-6	2/7	3	0.92	3.92
▶ LJ	2	Matson HARDIE	FR-1	6.79m	22-3½	1/16	18	3.65	21.65
▶ LJ	4	Jake HYDE	FR-1	6.51m	21-4¾	1/16	14	1.96	15.96
▶ LJ	9	Robert WEGNER	SR-4	6.27m	20-7	1/16	6	0.96	6.96
▶ TJ	1	Matson HARDIE	FR-1	14.15m	46-5¼	1/16	20	3.50	23.50
▶ TJ	7	Jake HYDE	FR-1	13.15m	43-1¾	1/29	8	1.04	9.04
▶ SP	1	Jason SLOWEY	JR-3	15.08m	49-5¼	2/7	20	3.61	23.61
▶ SP	9	Darian KAUFFMAN	FR-1	13.56m	44-6	2/7	6	1.01	7.01

▶ SP	11	Matt SCHRYVERS	SO-2	12.85m	42-2	2/7	4	0.47	4.47
▶ SP	20	Andy LOSCUTOFF	JR-3	10.49m	34-5	2/7	0.45	0.00	0.45
▶ WT	3	Jason SLOWEY	JR-3	16.06m	52-8¾	1/16	16	2.94	18.94
▶ WT	6	Matt SCHRYVERS	SO-2	13.79m	45-3	1/16	10	1.21	11.21
▶ WT	7	Darian KAUFFMAN	FR-1	13.06m	42-10¼	2/7	8	0.67	8.67
▶ WT	9	Kody REAVIS	SO-2	12.88m	42-3¾	2/7	6	0.54	6.54
Team Total									527.59



2010 Indoor, Week #2

Only those regionally ranked in top 20 are shown

MEN - West

2

Western Washington
Great Northwest Athletic Conference

▼ 1
31

Event	Rank	Athlete	Yr	Mark	Date	Pl. Pts.	Bonus	TOTAL	
▶ 60m	2	Alex TILLEY	SO-2	6.99	1/29	18	2.32	20.32	
▶ 60m	6	Anthony ZACKERY	JR-3	7.05	1/29	10	1.61	11.61	
▶ 60m	7	Shane GRUGER	JR-3	7.10	1/29	8	1.17	9.17	
▶ 60m	14	Justin THOMSEN	FR-1	7.25	1/16	1	0.28	1.28	
▶ 60m	16	Tim CLENDANIEL	SO-2	7.26	1/29	0.8	0.24	1.04	
▶ 60m	20	Andrew GRAY	SO-2	7.33	2/6	0.45	0.00	0.45	
▶ 200m	9	Alex TILLEY	SO-2	23.06	1/16	6	0.85	6.85	
▶ 200m	9	Shane GRUGER	JR-3	23.06	1/16	6	0.85	6.85	
▶ 200m	15	Andrew GRAY	SO-2	23.42	2/6	0.9	0.14	1.04	
▶ 400m	6	Matt O'CONNELL	JR-3	50.90	1/29	10	1.35	11.35	
▶ 400m	9	Logan DARLING	FR-1	51.42	1/29	6	0.81	6.81	
▶ 400m	12	Toby DAVID	JR-3	51.94	1/16	3	0.30	3.30	
▶ 400m	18	Reggie CHRISTOR	SO-2	53.39	1/16	0.6	0.00	0.60	
▶ Mile	3	Jordan WELLING	JR-3	4:16.40	1/16	16	2.41	18.41	
▶ Mile	7	Blake MEDHAUG	JR-3	4:22.40	1/16	8	1.07	9.07	
▶ Mile	12	Nick ABRAHAM	SO-2	4:28.43	1/16	3	0.26	3.26	
▶ Mile	13	Kyle JOHNSON	SO-2	4:28.46	1/16	2	0.26	2.26	
▶ Mile	16	Chip JACKSON	FR-1	4:30.96	1/16	0.8	0.04	0.84	
▶ Mile	17	Tanner BOYD	FR-1	4:32.30	1/16	0.7	0.00	0.70	
▶ H60m	3	Andrew GRAY	SO-2	8.69	2/6	16	2.29	18.29	
▶ H60m	4	Tim CLENDANIEL	SO-2	8.90	1/29	14	1.68	15.68	
▶ H60m	10	Alex HARRISON	JR-3	9.16	1/29	5	1.11	6.11	
▶ H60m	14	Dylan GORDON	FR-1	10.09	2/6	1	0.10	1.10	
▶ 4x400	3	Villanueva, Tilley, David, O'Connell		3:25.00	1/16	16	2.74	18.74	
▶ HJ	2	Keefe BROCKMAN	SO-2	1.96m	6-5	1/16	18	2.48	20.48
▶ HJ	7	Josh LARSON	SO-2	1.81m	5-11½	1/16	8	1.24	9.24
▶ HJ	8	Tim CLENDANIEL	SO-2	1.80m	5-10½	1/29	7	1.16	8.16
▶ PV	1	Ryan BROWN	JR-3	5.22m	17-1½	1/29	20	4.02	24.02
▶ PV	3	Tim CLENDANIEL	SO-2	4.35m	14-3¾	1/29	16	1.73	17.73
▶ PV	5	Alex HARRISON	JR-3	4.25m	13-11½	1/29	12	1.51	13.51
▶ PV	6	Nic HOZA	SO-2	4.16m	13-7¾	1/16	10	1.34	11.34
▶ PV	6	Kevin IVERSON	SR-4	4.16m	13-7¾	1/16	10	1.34	11.34
▶ PV	10	Thomas GUIDON	FR-1	3.86m	12-8	1/16	5	0.97	5.97
▶ PV	10	Michael MILLSON	JR-3	3.86m	12-8	1/16	5	0.97	5.97
▶ LJ	5	Tim CLENDANIEL	SO-2	6.39m	20-11½	1/29	12	1.46	13.46
▶ LJ	7	Shane GRUGER	JR-3	6.31m	20-8½	1/16	8	1.13	9.13
▶ LJ	14	Alex HARRISON	JR-3	5.90m	19-4¾	1/29	1	0.13	1.13
▶ LJ	15	Casey MCDANIEL	FR-1	5.89m	19-4	1/16	0.9	0.10	1.00
▶ TJ	4	Keefe BROCKMAN	SO-2	14.04m	46-¾	1/16	14	3.15	17.15
▶ TJ	6	Will DAVIS	FR-1	13.90m	45-7¾	1/16	10	2.71	12.71
▶ SP	3	Ben ELDER	JR-3	14.40m	47-3	2/6	16	2.25	18.25

▶ SP	4	Nelson WESTLIN	FR-1	14.19m	46-6¾	1/16	14	1.87	15.87
▶ SP	7	Alex HARRISON	JR-3	13.70m	44-11½	1/16	8	1.20	9.20
▶ SP	14	Cameron GUMP	FR-1	12.32m	40-5	2/6	1	0.09	1.09
▶ SP	15	Tyler NICHOLS	SO-2	12.09m	39-8	2/6	0.9	0.00	0.90
▶ SP	16	Andrew KNIGHT	FR-1	11.65m	38-2¾	2/6	0.8	0.00	0.80
▶ WT	4	Ben ELDER	JR-3	15.29m	50-2	2/6	14	2.33	16.33
▶ WT	8	Bryant MICHAELSON	SR-4	12.90m	42-4	1/16	7	0.55	7.55
▶ WT	10	Tyler NICHOLS	SO-2	12.78m	41-11¼	2/6	5	0.46	5.46
▶ WT	17	Andrew KNIGHT	FR-1	10.25m	33-7½	2/6	0.7	0.00	0.70
▶ WT	20	Cameron GUMP	FR-1	7.29m	23-11	2/6	0.45	0.00	0.45
▶ HEPT	1	Tim CLENDANIEL	SO-2	4,711		1/29	20	14.67	34.67
▶ HEPT	3	Alex HARRISON	JR-3	4,002		1/29	16	0.78	16.78

Team Total 487.92



2010 Indoor, Week #2

Only those regionally ranked in top 20 are shown

MEN - West

3

Central Washington

Great Northwest Athletic Conference

unch

77

Event	Rank	Athlete	Yr	Mark	Date	Pl. Pts.	Bonus	TOTAL
▶ 60m	1	Anthony WRIGHT	FR-1	6.90	2/5	20	3.42	23.42
▶ 60m	4	Bryan MACK	SO-2	7.01	1/16	14	2.08	16.08
▶ 60m	5	Kincaid NICHOLS	SO-2	7.02	2/5	12	1.96	13.96
▶ 60m	17	James CHO	SO-2	7.32	1/16	0.7	0.01	0.71
▶ 200m	2	Kincaid NICHOLS	SO-2	22.55	2/6	18	2.51	20.51
▶ 200m	8	Scott MORRISON	FR-1	23.02	2/6	7	0.95	7.95
▶ 200m	14	Anthony WRIGHT	FR-1	23.30	1/16	1	0.30	1.30
▶ 200m	17	Anthony HOGAN	FR-1	23.53	1/16	0.7	0.01	0.71
▶ 200m	19	Bryan MACK	SO-2	23.58	1/16	0.5	0.00	0.50
▶ 200m	20	Kyle FREMD	FR-1	23.64	2/6	0.45	0.00	0.45
▶ 400m	2	Scott MORRISON	FR-1	49.72	2/6	18	2.86	20.86
▶ 400m	15	Kyle FREMD	FR-1	52.72	2/6	0.9	0.00	0.90
▶ 400m	19	Marquis MCKIEVER	FR-1	53.45	2/6	0.5	0.00	0.50
▶ 800m	11	Ryan LARA	SO-2	2:01.00	2/6	4	0.57	4.57
▶ 800m	19	Jon SWANSON	FR-1	2:09.07	2/6	0.5	0.00	0.50
▶ H60m	2	Anthony HOGAN	FR-1	8.56	2/6	18	2.78	20.78
▶ H60m	6	Darnell HARRIS	SO-2	9.00	1/16	10	1.44	11.44
▶ H60m	11	Brandon RODDEWIG	FR-1	9.41	2/6	4	0.82	4.82
▶ H60m	13	James CARR	SO-2	9.68	2/6	2	0.52	2.52
▶ 4x400	4	Fremd, Lara, Morrison, McKiever		3:28.60	2/6	14	0.00	14.00
▶ HJ	1	Brennan BOYES	FR-1	1.98m	6-6	20	2.69	22.69
▶ HJ	4	Jonathan HAMILTON	JR-3	1.93m	6-4	14	2.16	16.16
▶ HJ	5	Brandon RODDEWIG	FR-1	1.91m	6-3¼	12	1.98	13.98
▶ PV	2	Brandon RODDEWIG	FR-1	4.60m	15-1	18	2.39	20.39
▶ PV	8	James CARR	SO-2	4.15m	13-7¼	7	1.32	8.32
▶ LJ	3	Bryan MACK	SO-2	6.57m	21-6¾	16	2.33	18.33
▶ LJ	6	James CHO	SO-2	6.32m	20-9	10	1.17	11.17
▶ LJ	10	Rendel JONES	SO-2	6.22m	20-5	5	0.81	5.81
▶ LJ	12	Brandon RODDEWIG	FR-1	6.10m	20-¼	3	0.55	3.55
▶ TJ	2	James CHO	SO-2	14.06m	46-1½	18	3.21	21.21
▶ TJ	3	Rendel JONES	SO-2	14.05m	46-1¼	16	3.18	19.18
▶ TJ	5	Bryan MACK	SO-2	13.97m	45-10	12	2.92	14.92
▶ SP	2	Tyler FISCHER	SR-4	15.05m	49-4¼	18	3.55	21.55
▶ SP	10	Jesse POTES	FR-1	13.49m	44-3¾	5	0.94	5.94
▶ SP	17	Mychal OSTLER	JR-3	11.51m	37-9¼	0.7	0.00	0.70
▶ WT	1	Tyler FISCHER	SR-4	17.79m	58-4¼	20	4.72	24.72
▶ WT	2	Mychal OSTLER	JR-3	16.66m	54-8	18	3.56	21.56
▶ WT	12	Jesse POTES	FR-1	12.08m	39-7¼	3	0.19	3.19
Team Total								421.09

4

Montana St.-Billings

Great Northwest Athletic Conference

▲ 1

77

Event	Rank	Athlete	Yr	Mark	Date	Pl. Pts.	Bonus	TOTAL
▶ 60m	8	Brandon PEARCE	FR-1	7.11	1/29	7	1.09	8.09
▶ 60m	17	Adam PREVOST	FR-1	7.32	12/12	0.7	0.01	0.71
▶ 200m	4	Brandon PEARCE	FR-1	22.65	2/5	14	2.11	16.11
▶ 200m	12	Nathan DIEDE	JR-3	23.28	1/29	3	0.32	3.32
▶ 400m	11	Brandon PEARCE	FR-1	51.48	2/5	4	0.75	4.75
▶ 400m	14	Nathan DIEDE	JR-3	52.03	2/5	1	0.26	1.26
▶ 800m	6	Tyson VANDERBY	SO-2	1:59.16	2/5	10	1.45	11.45
▶ 800m	14	Logan MOSSEY	FR-1	2:02.15	2/5	1	0.29	1.29
▶ 800m	18	Tucker SHULER	SO-2	2:06.03	2/5	0.6	0.00	0.60
▶ 800m	20	Travis BUTTELMAN	FR-1	2:10.77	12/12	0.45	0.00	0.45
▶ Mile	20	Tyson VANDERBY	SO-2	4:38.22	12/3	0.45	0.00	0.45
▶ 5000	1	Taylor CANFIELD	SO-2	16:23.67	2/5	20	11.20	31.20
▶ 5000	2	Travis BUTTELMAN	FR-1	16:43.06	2/5	18	6.40	24.40
▶ 5000	3	Mark BOLT	JR-3	16:59.86	2/5	16	2.39	18.39
▶ H60m	8	Dylan SOLBERG	FR-1	9.04	12/12	7	1.35	8.35
▶ H60m	12	Dorian WILLIAMS	FR-1	9.49	1/29	3	0.73	3.73
▶ 4x400	5	Pearce, Vanderby, Mossey, Diede		3:34.63	1/29	12	0.00	12.00
▶ DMR	1	Vanderby, Shuler, Mossey, Blomback		11:07.10	2/5	20	10.00	30.00
▶ HJ	9	Rusty EWING	FR-1	1.79m	5-10½	6	1.09	7.09
▶ PV	4	Branden MARTINEZ	SO-2	4.27m	14-0	14	1.55	15.55
▶ LJ	7	Rusty EWING	FR-1	6.31m	20-8¾	8	1.13	9.13
▶ LJ	16	Dorian WILLIAMS	FR-1	5.78m	18-11¾	0.8	0.00	0.80
▶ LJ	17	Luke BARRETT	SR-4	5.70m	18-8¾	0.7	0.00	0.70
▶ LJ	19	Deshawn LEWIS	JR-3	5.50m	18-½	0.5	0.00	0.50
▶ TJ	8	Rusty EWING	FR-1	12.81m	42-¾	7	0.28	7.28
▶ TJ	9	Deshawn LEWIS	JR-3	12.13m	39-9¾	6	0.00	6.00
▶ SP	6	Tanner ROTTRUP	FR-1	13.92m	45-8	10	1.50	11.50
▶ SP	8	Nick WILSON	FR-1	13.67m	44-10¼	7	1.16	8.16
▶ SP	12	Bryce JENSEN	SO-2	12.73m	41-9¼	3	0.39	3.39
▶ WT	16	Josh MORLEY	FR-1	10.30m	33-9¾	0.8	0.00	0.80
Team Total								248.80



2010 Indoor, Week #2

Only those regionally ranked in top 20 are shown

WOMEN - Atlantic

1

Shippensburg

Pennsylvania State Athletic Conference

unch

6

Event	Rank	Athlete	Yr	Mark	Date	Pl. Pts.	Bonus	TOTAL
▶ 200m	6	Katie CRAVEN	SO-2	25.53	1/29	10	1.24	11.24
▶ 200m	13	Erica HESS	JR-3	26.25	1/29	2	0.23	2.23
▶ 400m	6	Erica HESS	JR-3	58.58	12/4	10	1.18	11.18
▶ 400m	10	Shannon HARE	SR-4	59.29	12/4	5	0.53	5.53
▶ 400m	20	Katie CRAVEN	SO-2	59.92	12/4	0.45	0.12	0.57
▶ 800m	1	Mary DELL	SR-4	2:14.42	1/29	20	3.60	23.60
▶ 800m	2	Amanda RADABAUGH	SO-2	2:15.79	2/5	18	2.79	20.79
▶ 800m	3	Emily DUBS	JR-3	2:16.02	2/5	16	2.65	18.65
▶ 800m	5	Neely SPENCE	SO-2	2:17.00	1/29	12	2.08	14.08
▶ 800m	7	Ashley FORNSHELL	FR-1	2:19.67	1/23	8	0.99	8.99
▶ 800m	8	Abigail HUBER	JR-3	2:19.77	1/23	7	0.95	7.95
▶ 800m	13	Jamie MCCOLLUM	JR-3	2:21.90	12/4	2	0.30	2.30
▶ Mile	2	Neely SPENCE	SO-2	5:04.10	1/23	18	2.69	20.69
▶ Mile	3	Mary DELL	SR-4	5:04.14	1/23	16	2.68	18.68
▶ Mile	4	Abigail HUBER	JR-3	5:05.75	1/29	14	2.33	16.33
▶ Mile	8	Amanda RADABAUGH	SO-2	5:14.86	1/29	7	0.90	7.90
▶ Mile	17	Ashley FORNSHELL	FR-1	5:22.47	1/29	0.7	0.14	0.84
▶ 5000	1	Neely SPENCE	SO-2	16:13.01	2/5	20	5.81	25.81
▶ 5000	2	Mary DELL	SR-4	17:04.01	2/5	18	3.19	21.19
▶ 5000	7	Sarah STRAYER	FR-1	18:12.57	1/23	8	0.79	8.79
▶ 5000	8	Kathleen FREY	JR-3	18:13.09	1/23	7	0.78	7.78
▶ H60m	10	Caitlin STUETZ	FR-1	9.21	1/29	5	0.32	5.32
▶ H60m	11	Rebekah NEWHART	SO-2	9.24	12/4	4	0.23	4.23
▶ 4x400	2	Hess, Henzy, Craven, Hare		3:52.88	2/5	18	3.60	21.60
▶ DMR	1	Dell, Hare, Huber, Spence		11:25.16	1/29	20	7.60	27.60
▶ HJ	6	Rebekah NEWHART	SO-2	1.64m	5-4½	10	1.74	11.74
▶ HJ	17	Jessica YATES	JR-3	1.55m	5-1	0.7	0.00	0.70
▶ PV	2	Megan BRESKI	FR-1	3.45m	11-3¾	18	2.49	20.49
▶ LJ	7	Lauren REDINGTON	SO-2	5.38m	17-8	8	0.90	8.90
▶ LJ	15	Amanda SPICKLER	SR-4	5.18m	17-0	0.9	0.06	0.96
▶ TJ	5	Amanda SPICKLER	SR-4	11.20m	36-9	12	1.57	13.57
▶ TJ	6	Lauren REDINGTON	SO-2	11.11m	36-5½	10	1.25	11.25
▶ SP	11	Stephanie HARRISON	JR-3	12.21m	40-¾	4	0.56	4.56
▶ SP	18	Sarah BROTZMAN	SO-2	11.75m	38-6¾	0.6	0.00	0.60
▶ SP	20	Krysten GOETTER	SR-4	11.73m	38-6	0.45	0.00	0.45
▶ WT	4	Stephanie HARRISON	JR-3	15.88m	52-1¼	14	2.49	16.49
▶ WT	10	Krysten GOETTER	SR-4	13.83m	45-4½	5	0.52	5.52
▶ WT	16	Margaret MERLIE	JR-3	12.82m	42-¾	0.8	0.00	0.80
▶ WT	18	Sarah BROTZMAN	SO-2	12.57m	41-3	0.6	0.00	0.60
▶ PENT	3	Rebekah NEWHART	SO-2	3,022	12/4	16	2.14	18.14
▶ PENT	14	Sara WAGNER	SO-2	2,596	1/29	1	0.09	1.09

▶ PENT	18	Jessica YATES	JR-3	2,407	12/4	0.6	0.00	0.60
▶ PENT	20	Kate SLONAKER	SO-2	2,207	12/4	0.45	0.00	0.45
Team Total								432.34

2

Saint Augustine's

Central Intercollegiate Athletic Association

unch

7

Event	Rank	Athlete	Yr	Mark	Date	Pl. Pts.	Bonus	TOTAL
▶ 60m	1	Barbara PIERRE	SR-4	7.18	1/29	20	6.48	26.48
▶ 60m	16	Dartania JACKSON	JR-3	8.00	12/5	0.8	0.08	0.88
▶ 200m	1	Barbara PIERRE	SR-4	24.57	1/22	20	3.64	23.64
▶ 200m	3	Angelique SMITH	SO-2	24.90	1/29	16	2.68	18.68
▶ 200m	15	SHEENA JOHNS	JR-3	26.27	12/5	0.9	0.22	1.12
▶ 400m	1	Angelique SMITH	SO-2	56.20	1/22	20	4.35	24.35
▶ 400m	5	Barbara PIERRE	SR-4	58.31	12/5	12	1.43	13.43
▶ 400m	7	KYRA MOBLEY	SR-4	58.73	1/22	8	1.04	9.04
▶ 400m	11	Jasmin PETERSON-HASSAN	FR-1	59.42	1/29	4	0.41	4.41
▶ 400m	15	SHEENA JOHNS	JR-3	59.74	1/29	0.9	0.21	1.11
▶ 800m	4	KYRA MOBLEY	SR-4	2:16.51	1/29	14	2.37	16.37
▶ H60m	6	Lavernia CAMERON	FR-1	9.04	12/5	10	1.03	11.03
▶ 4x400	1	Mobley, Smith, Johns, Pierre		3:46.84	1/22	20	6.48	26.48
▶ HJ	3	Andrea POWELL	SO-2	1.65m	5-5	16	2.14	18.14
▶ LJ	5	Keisha PARRIS	FR-1	5.58m	18-3¾	12	2.03	14.03
▶ LJ	9	Andrea POWELL	SO-2	5.32m	17-5½	6	0.56	6.56
▶ LJ	11	Kirsten FIELDS	JR-3	5.25m	17-2¾	4	0.26	4.26
▶ TJ	1	Kirsten FIELDS	JR-3	11.92m	39-1¼	20	5.29	25.29
▶ TJ	11	Andrea POWELL	SO-2	10.72m	35-2	4	0.30	4.30

Team Total								250.23
-------------------	--	--	--	--	--	--	--	---------------

**2010 Indoor, Week #2**

Only those regionally ranked in top 20 are shown

WOMEN - Atlantic**3****Johnson C. Smith****unch**

Central Intercollegiate Athletic Association

15

Event	Rank	Athlete	Yr	Mark	Date	Pl. Pts.	Bonus	TOTAL	
▶ 60m	3	Rosemarie CARTY	SO-2	7.64	1/23	16	2.14	18.14	
▶ 60m	4	Shermaine WILLIAMS	JR-3	7.67	1/29	14	1.87	15.87	
▶ 60m	6	Lakaevia TYLER	JR-3	7.82	1/29	10	0.87	10.87	
▶ 60m	9	Monique KELLY	SO-2	7.86	1/8	6	0.64	6.64	
▶ 200m	2	Shermaine WILLIAMS	JR-3	24.83	1/23	18	2.88	20.88	
▶ 200m	8	Lakaevia TYLER	JR-3	25.66	1/8	7	1.00	8.00	
▶ 200m	9	Monique KELLY	SO-2	25.69	1/8	6	0.95	6.95	
▶ 400m	3	Shermaine WILLIAMS	JR-3	57.46	1/23	16	2.50	18.50	
▶ H60m	1	Shermaine WILLIAMS	JR-3	8.29	1/29	20	6.08	26.08	
▶ H60m	2	Rosemarie CARTY	SO-2	8.43	1/29	18	5.05	23.05	
▶ H60m	3	Nikki BOSTON	JR-3	8.89	1/29	16	1.87	17.87	
▶ 4x400	4	Al-Arahshun, Boston, Carty, Gray		3:57.45	1/23	14	1.79	15.79	
▶ LJ	6	Xahnn-Georgia REID	FR-1	5.50m	18-½	1/8	10	1.58	11.58
▶ PENT	1	Nikki BOSTON	JR-3	3,232	1/29	20	4.17	24.17	

Team Total**224.52****4****Slippery Rock****unch**

Pennsylvania State Athletic Conference

44

Event	Rank	Athlete	Yr	Mark	Date	Pl. Pts.	Bonus	TOTAL	
▶ 60m	11	Tiffany TEDESCO	JR-3	7.87	12/11	4	0.58	4.58	
▶ 200m	5	Tiffany TEDESCO	JR-3	25.48	2/5	12	1.34	13.34	
▶ 200m	19	Allison SMITH	JR-3	26.36	12/11	0.5	0.14	0.64	
▶ 800m	9	Kaela SNYDER	JR-3	2:20.40	1/29	6	0.72	6.72	
▶ 800m	15	Caitlin HANCOX	SO-2	2:22.96	2/5	0.9	0.11	1.01	
▶ Mile	11	Crystal BURNICK	JR-3	5:18.49	1/22	4	0.42	4.42	
▶ Mile	12	Jennifer PACE	SR-4	5:20.52	1/22	3	0.28	3.28	
▶ Mile	15	Caitlin HANCOX	SO-2	5:21.96	1/22	0.9	0.18	1.08	
▶ 5000	11	Jennifer PACE	SR-4	18:27.88	1/29	4	0.40	4.40	
▶ 5000	14	Crystal BURNICK	JR-3	18:45.16	12/11	1	0.16	1.16	
▶ 5000	17	Laura BERRY	SR-4	18:50.42	1/29	0.7	0.08	0.78	
▶ H60m	12	Allison SMITH	JR-3	9.26	12/11	3	0.19	3.19	
▶ H60m	12	Amanda SEIGWORTH	JR-3	9.26	12/11	3	0.19	3.19	
▶ 4x400	6	Tedesco, Knapp, Seigworth, Smith		4:00.51	2/5	10	0.88	10.88	
▶ DMR	4	Michaelian, Snyder, Hancox, Harpp		12:28.87	2/5	14	2.29	16.29	
▶ HJ	15	Kelly BRUDER	JR-3	1.57m	5-1¾	12/11	0.9	0.08	0.98
▶ PV	1	Jennifer HANSEN	SR-4	3.85m	12-7½	12/11	20	6.31	26.31
▶ PV	2	Kelly FISHER	SO-2	3.45m	11-3¾	12/11	18	2.49	20.49
▶ PV	7	Sarah REPPERMUND	SR-4	3.20m	10-6	12/11	8	0.75	8.75
▶ PV	7	Angela SCHROEDER	FR-1	3.20m	10-6	2/6	8	0.75	8.75
▶ PV	7	Jacquelyn KERR	SO-2	3.20m	10-6	2/6	8	0.75	8.75
▶ LJ	12	Jessica FERRICK	FR-1	5.22m	17-1½	2/6	3	0.18	3.18
▶ LJ	19	Kara HATCHETT	SO-2	5.12m	16-9¾	1/22	0.5	0.00	0.50
▶ TJ	8	Kim STITT	FR-1	11.07m	36-4	2/6	7	1.11	8.11
▶ SP	8	Kim STITT	FR-1	12.34m	40-6	12/11	7	0.91	7.91
▶ SP	9	Rachel WEBER	SR-4	12.30m	40-4¾	2/5	6	0.80	6.80
▶ SP	14	Jade HAMBRICK	JR-3	11.94m	39-2¼	1/22	1	0.17	1.17
▶ WT	6	Rachel WEBER	SR-4	14.84m	48-8¾	1/29	10	1.40	11.40
▶ WT	7	Jessica KOERNER	SR-4	14.58m	47-10	2/5	8	1.13	9.13
▶ WT	14	Jade HAMBRICK	JR-3	13.00m	42-8	1/22	1	0.07	1.07
▶ PENT	7	Kim STITT	FR-1	2,939	1/29	8	1.50	9.50	
▶ PENT	8	Kelly BRUDER	JR-3	2,905	12/11	7	1.27	8.27	


Team Total**220.09**




2010 Indoor, Week #2

Only those regionally ranked in top 20 are shown

WOMEN - Atlantic

5		 Kutztown		unch		57			
		Pennsylvania State Athletic Conference						57	
Event	Rank	Athlete	Yr	Mark	Date	Pl. Pts.	Bonus	TOTAL	
▶ 200m	17	Brooke MATHEWS	SO-2	26.31	2/7	0.7	0.18	0.88	
▶ 400m	8	Rachel HUNTE	SO-2	58.96	1/23	7	0.83	7.83	
▶ 800m	10	Keri BROWN	JR-3	2:20.80	1/23	5	0.57	5.57	
▶ 800m	12	Stephanie GRIMM	SR-4	2:21.60	1/29	3	0.35	3.35	
▶ Mile	1	Keri BROWN	JR-3	4:59.81	2/5	20	3.67	23.67	
▶ Mile	7	Stephanie GRIMM	SR-4	5:12.12	2/7	8	1.29	9.29	
▶ 5000	4	Christina REIMER	JR-3	17:41.49	2/5	14	1.73	15.73	
▶ 4x400	7	Mathews, Colburn, Hunte, Schlecter		4:00.86	2/5	8	0.78	8.78	
▶ DMR	3	Brown, Hunte, Schlecter, Grimm		12:22.16	1/29	16	2.80	18.80	
▶ HJ	10	Maggie O'NEIL	FR-1	1.60m 5-3	1/29	5	0.57	5.57	
▶ PV	7	Alex SABLE	FR-1	3.20m 10-6	2/7	8	0.75	8.75	
▶ PV	11	Rachel WEIGLE	SR-4	3.05m 10-0	1/14	4	0.14	4.14	
▶ PV	14	Alison WISE	SR-4	3.04m 9-11½	2/7	1	0.10	1.10	
▶ LJ	14	Kristen SLACK	FR-1	5.21m 17-1¼	1/29	1	0.15	1.15	
▶ TJ	13	Kristen SLACK	FR-1	10.69m 35-1	1/23	2	0.24	2.24	
▶ SP	1	April DOYLE	FR-1	13.44m 44-1¼	1/23	20	5.18	25.18	
▶ SP	2	Ashley PINTER	JR-3	12.80m 42-0	2/7	18	2.52	20.52	
▶ WT	1	Ashley PINTER	JR-3	16.54m 54-3¾	2/7	20	3.36	23.36	
▶ WT	12	April DOYLE	FR-1	13.45m 44-1½	2/7	3	0.32	3.32	
▶ WT	19	Kaitlyn ROBERTS	FR-1	12.51m 41-½	1/14	0.5	0.00	0.50	
▶ PENT	6	Katie COLBURN	JR-3	2,972	1/29	10	1.72	11.72	
▶ PENT	19	Maggie O'NEIL	FR-1	2,248	1/27	0.5	0.00	0.50	
Team Total								203.94	

6		 East Stroudsburg		unch		42			
		Pennsylvania State Athletic Conference						42	
Event	Rank	Athlete	Yr	Mark	Date	Pl. Pts.	Bonus	TOTAL	
▶ 200m	18	Lauren VENTRELLA	FR-1	26.32	1/30	0.6	0.17	0.77	
▶ 400m	2	Jasmine JOHNSON	JR-3	57.35	2/5	18	2.66	20.66	
▶ H60m	5	Lauren VENTRELLA	FR-1	8.97	1/23	12	1.35	13.35	
▶ 4x400	5	Ventrella, Carito, Johnson, Hollick		3:59.14	2/7	12	1.29	13.29	
▶ HJ	1	Lynn MAYER	JR-3	1.70m 5-7	1/14	20	4.15	24.15	
▶ HJ	2	Janelle SMITH	SR-4	1.67m 5-5½	2/7	18	2.94	20.94	
▶ HJ	3	Trina CARITO	JR-3	1.65m 5-5	1/30	16	2.14	18.14	
▶ HJ	3	Devyn EMERICH	SO-2	1.65m 5-5	1/30	16	2.14	18.14	
▶ PV	17	Steph WEBER	JR-3	2.90m 9-6¼	1/14	0.7	0.00	0.70	
▶ TJ	15	Trina CARITO	JR-3	10.59m 34-9	2/7	0.9	0.07	0.97	
▶ SP	12	Amanda SINES	SR-4	12.15m 39-10½	2/7	3	0.47	3.47	
▶ SP	15	Emily CAROTHERS	SR-4	11.90m 39-¾	2/7	0.9	0.11	1.01	
▶ WT	8	Emily CAROTHERS	SR-4	14.32m 46-11¼	1/30	7	0.86	7.86	
▶ WT	9	Amanda SINES	SR-4	13.98m 45-10½	2/7	6	0.61	6.61	
▶ WT	15	Jess SEKELY	JR-3	12.88m 42-3¾	1/30	0.9	0.01	0.91	
▶ WT	17	Danielle LAWS	JR-3	12.73m 41-9¾	2/7	0.7	0.00	0.70	
▶ PENT	12	Anna BIXLER	SO-2	2,618	1/22	3	0.17	3.17	
Team Total								156.51	

**2010 Indoor, Week #2**

Only those regionally ranked in top 20 are shown

WOMEN - Atlantic**7****Indiana (Pa.)**

Pennsylvania State Athletic Conference

▲ **1****23**

Event	Rank	Athlete	Yr	Mark	Date	Pl. Pts.	Bonus	TOTAL	
▶ 60m	2	Tamika TAYLOR	SO-2	7.54	1/22	18	3.04	21.04	
▶ 60m	14	Brianna LIEBOLD	JR-3	7.95	1/22	1	0.22	1.22	
▶ 60m	19	Taneshia BLAIR	FR-1	8.08	1/16	0.5	0.00	0.50	
▶ Mile	20	Alyssa TADDIE	FR-1	5:24.58	1/29	0.45	0.00	0.45	
▶ H60m	12	Tamika TAYLOR	SO-2	9.26	1/22	3	0.19	3.19	
▶ 4x400	20	Tepsic, Boyd, Liebold, Taylor		4:16.41	1/22	0.45	0.00	0.45	
▶ DMR	12	Bauer, Bogden, Looby, Taddie		14:11.49	1/22	3	0.00	3.00	
▶ PV	17	Michelle ROBBINS	SO-2	2.90m	9-6½	12/11	0.7	0.00	0.70
▶ PV	17	Michelle TADDIE	SO-2	2.90m	9-6½	12/11	0.7	0.00	0.70
▶ PV	17	Shona YOUNG	FR-1	2.90m	9-6½	12/11	0.7	0.00	0.70
▶ LJ	1	Laurie AJAVON	FR-1	5.85m	19-2½	2/6	20	4.11	24.11
▶ LJ	3	Brianna LIEBOLD	JR-3	5.70m	18-8½	2/6	16	2.86	18.86
▶ LJ	4	Tamika TAYLOR	SO-2	5.68m	18-7¾	1/22	14	2.70	16.70
▶ TJ	2	Brianna LIEBOLD	JR-3	11.63m	38-2	1/22	18	3.79	21.79
▶ TJ	4	Laurie AJAVON	FR-1	11.23m	36-10¾	2/6	14	1.72	15.72
▶ SP	17	Ayanna LEBLANC	FR-1	11.80m	38-8¾	12/11	0.7	0.00	0.70
Team Total								130.00	

8**California (Pa.)**

Pennsylvania State Athletic Conference

▲ **3****87**

Event	Rank	Athlete	Yr	Mark	Date	Pl. Pts.	Bonus	TOTAL	
▶ 400m	11	Shakeria LOVE	SO-2	59.42	1/30	4	0.41	4.41	
▶ 800m	6	Clare MCSWEENEY	SR-4	2:17.64	2/6	10	1.76	11.76	
▶ 800m	17	Sandy ESTEP	SO-2	2:24.37	12/11	0.7	0.00	0.70	
▶ 5000	15	Erin KLING	FR-1	18:46.73	2/6	0.9	0.14	1.04	
▶ H60m	15	Thomika ACIE	FR-1	9.32	1/23	0.9	0.07	0.97	
▶ H60m	20	Farath RAPHAEL	FR-1	9.44	12/11	0.45	0.00	0.45	
▶ 4x400	8	Love, Snedden, McSweeney, Estep		4:01.11	2/6	7	0.71	7.71	
▶ HJ	7	Khyalyani WHITIKER	SO-2	1.62m	5-3¾	1/30	8	1.11	9.11
▶ HJ	12	Amber SAUNDERS	FR-1	1.58m	5-2¼	2/6	3	0.22	3.22
▶ PV	11	Skye SANKEY	SO-2	3.05m	10-0	2/6	4	0.14	4.14
▶ PV	11	Danielle MORRISON	SO-2	3.05m	10-0	2/6	4	0.14	4.14
▶ LJ	20	Joanna NIST	SR-4	5.10m	16-8¾	1/30	0.45	0.00	0.45
▶ SP	4	Farath RAPHAEL	FR-1	12.59m	41-3¾	2/6	14	1.64	15.64
▶ SP	19	Samantha MINICH	FR-1	11.74m	38-6¼	1/30	0.5	0.00	0.50
▶ WT	13	Patsy SCHREIBER	SR-4	13.24m	43-5¼	1/30	2	0.20	2.20
▶ PENT	2	Khyalyani WHITIKER	SO-2	3,042		1/30	18	2.33	20.33
▶ PENT	4	Farath RAPHAEL	FR-1	3,015		12/11	14	2.07	16.07
▶ PENT	17	Jerica SNEDDEN	SO-2	2,444		1/30	0.7	0.00	0.70
Team Total								105.56	

9**Bowie State**

Central Intercollegiate Athletic Association

▼ **2****49**

Event	Rank	Athlete	Yr	Mark	Date	Pl. Pts.	Bonus	TOTAL	
▶ 60m	7	Sherreka JACKSON	FR-1	7.84	1/9	8	0.75	8.75	
▶ 60m	13	John'nae ALLEN-DAVIS	FR-1	7.92	2/5	2	0.30	2.30	
▶ 200m	11	John'nae ALLEN-DAVIS	FR-1	25.87	2/5	4	0.62	4.62	
▶ 400m	16	Melissa COHEN	SR-4	59.76	1/9	0.8	0.20	1.00	
▶ H60m	4	Nicole ROBINSON	JR-3	8.94	2/5	14	1.54	15.54	
▶ H60m	9	Angelique HENDERSON	SO-2	9.17	1/16	6	0.48	6.48	
▶ H60m	15	Lauren HUNT	FR-1	9.32	1/30	0.9	0.07	0.97	
▶ 4x400	3	Davis, Butler, Patton, Palmer		3:53.19	1/29	16	3.45	19.45	
▶ DMR	9	Patton, Butler, Davis, Williams		13:10.62	1/16	6	0.22	6.22	
▶ LJ	17	Angelique HENDERSON	SO-2	5.15m	16-10¾	1/9	0.7	0.00	0.70
▶ TJ	14	Angelique HENDERSON	SO-2	10.66m	34-11¾	12/5	1	0.19	1.19
▶ SP	5	Lakeshia CARNEY	JR-3	12.58m	41-3¾	2/5	12	1.60	13.60
▶ SP	5	Kayla CAMPBELL	SO-2	12.58m	41-3¾	1/23	12	1.60	13.60
▶ SP	10	Brandy PEAT	SO-2	12.23m	40-1¼	1/16	5	0.60	5.60
Team Total								101.52	

**2010 Indoor, Week #2**

Only those regionally ranked in top 20 are shown

WOMEN - Atlantic

10		Mansfield		▼ 1					
			Pennsylvania State Athletic Conference			43			
Event	Rank	Athlete	Yr	Mark	Date	Pl. Pts.	Bonus	TOTAL	
▶ 800m	18	Bethany COONS	FR-1	2:24.47	2/5	0.6	0.00	0.60	
▶ 800m	20	Alexa TSIKNAS	FR-1	2:25.12	1/29	0.45	0.00	0.45	
▶ Mile	5	Brenae EDWARDS	JR-3	5:07.80	2/5	12	1.92	13.92	
▶ Mile	6	Clarissa CUMMINGS	SR-4	5:09.06	2/5	10	1.73	11.73	
▶ 5000	3	Brenae EDWARDS	JR-3	17:10.93	12/11	16	2.86	18.86	
▶ 5000	18	Clarissa CUMMINGS	SR-4	18:57.04	1/16	0.6	0.00	0.60	
▶ DMR	2	Cummings, Ferguson, Coons, Edwards		12:16.93	2/5	18	3.21	21.21	
▶ HJ	17	Katie FOSTER	SR-4	1.55m	5-1	1/29	0.7	0.00	0.70
▶ PV	5	Alexa TSIKNAS	FR-1	3.30m	10-10	1/29	12	1.40	13.40
▶ TJ	9	Katie FOSTER	SR-4	10.81m	35-5½	1/29	6	0.46	6.46
Team Total								88.83	

11		Virginia State		▲ 3					
			Central Intercollegiate Athletic Association			68			
Event	Rank	Athlete	Yr	Mark	Date	Pl. Pts.	Bonus	TOTAL	
▶ 60m	5	Samantha EDWARDS	SO-2	7.81	2/6	12	0.92	12.92	
▶ 60m	7	Shanise LEWIS	SR-4	7.84	2/6	8	0.75	8.75	
▶ 200m	4	Samantha EDWARDS	SO-2	25.26	2/6	14	1.75	15.75	
▶ 200m	7	Faith BROCK	JR-3	25.59	2/6	8	1.13	9.13	
▶ 200m	10	Shanise LEWIS	SR-4	25.77	12/11	5	0.80	5.80	
▶ 400m	9	Faith BROCK	JR-3	59.11	2/6	6	0.69	6.69	
▶ H60m	8	Dominique KING	JR-3	9.13	12/5	7	0.65	7.65	
▶ DMR	13	Arnold, Cagle, Clayton, Garris		14:23.78	12/11	2	0.00	2.00	
▶ LJ	10	Dominique KING	JR-3	5.29m	17-4¾	12/5	5	0.39	5.39
▶ LJ	12	Deja CAGLE	SO-2	5.22m	17-1½	12/5	3	0.18	3.18
▶ TJ	16	Ayanna TURNER	FR-1	10.54m	34-7	2/6	0.8	0.00	0.80
Team Total								78.82	

12		Wheeling Jesuit		unch					
			West Virginia Intercollegiate Athletic Conference			79			
Event	Rank	Athlete	Yr	Mark	Date	Pl. Pts.	Bonus	TOTAL	
▶ 400m	18	Olivia LENT	FR-1	59.89	12/11	0.6	0.14	0.74	
▶ Mile	13	Megan TRUELOVE	FR-1	5:21.24	2/5	2	0.23	2.23	
▶ 4x400	17	White, Urbauer, Campanelli, Lent		4:14.81	12/11	0.7	0.00	0.70	
▶ DMR	8	Truelove, Mills, McFarland, McGinley		13:04.04	2/5	7	0.52	7.52	
▶ SP	3	Emily TAYLOR	JR-3	12.70m	41-8	12/11	16	2.10	18.10
▶ SP	7	Megan PRATT	JR-3	12.55m	41-2½	12/11	8	1.51	9.51
▶ WT	3	Megan PRATT	JR-3	16.28m	53-5	1/22	16	2.98	18.98
▶ WT	5	Emily TAYLOR	JR-3	15.66m	51-4½	1/16	12	2.26	14.26
Team Total								73.05	

13		Lock Haven		unch					
			Pennsylvania State Athletic Conference			72			
Event	Rank	Athlete	Yr	Mark	Date	Pl. Pts.	Bonus	TOTAL	
▶ Mile	18	Lindsay TOPPER	FR-1	5:23.57	1/16	0.6	0.07	0.67	
▶ 5000	20	Melinda LIPTAK	SO-2	19:08.21	2/5	0.45	0.00	0.45	
▶ 4x400	10	Young, Wolf, Burke, Snider		4:02.48	2/5	5	0.31	5.31	
▶ DMR	6	Whitmoyer, Wolf, Peters, Topper		12:53.09	1/29	10	1.05	11.05	
▶ HJ	17	Lauren EDELMAN	SO-2	1.55m	5-1	1/16	0.7	0.00	0.70
▶ PV	5	Christy OHMOTT	SO-2	3.30m	10-10	2/5	12	1.40	13.40
▶ LJ	16	Cassie SNIDER	SR-4	5.16m	16-11¼	12/4	0.8	0.01	0.81
▶ TJ	19	Cassie SNIDER	SR-4	10.48m	34-4¾	1/22	0.5	0.00	0.50
▶ WT	2	Vanita MOSES	SO-2	16.51m	54-2	1/29	18	3.32	21.32
▶ WT	20	Jenny SCHELER	SR-4	12.49m	40-11¼	2/5	0.45	0.00	0.45
▶ PENT	15	Larissa GUNN	SR-4	2,595	1/29	0.9	0.09	0.99	
▶ PENT	16	Justine STOLTZFUS	SO-2	2,569	1/29	0.8	0.00	0.80	
Team Total								58.20	



2010 Indoor, Week #2

Only those regionally ranked in top 20 are shown

WOMEN - Atlantic

14		Millersville		▼ 4					
		Pennsylvania State Athletic Conference		79					
Event	Rank	Athlete	Yr	Mark	Date	Pl. Pts.	Bonus	TOTAL	
▶ 60m	12	Brittany YANORA	SR-4	7.88	1/15	3	0.53	3.53	
▶ 400m	4	Brittany YANORA	SR-4	57.68	1/15	14	2.19	16.19	
▶ 5000	9	Elicia ANDERSON	SO-2	18:13.35	1/29	6	0.77	6.77	
▶ 5000	10	Emily FRANCISCO	JR-3	18:27.51	1/29	5	0.41	5.41	
▶ 5000	12	Rebekah MOORE	SO-2	18:33.81	1/29	3	0.32	3.32	
▶ 5000	13	Brittney ZUVER	SR-4	18:41.64	1/29	2	0.21	2.21	
▶ 5000	16	Samantha MULVEY	JR-3	18:47.76	1/29	0.8	0.12	0.92	
▶ 4x400	14	Yanora, Conaboy, Stokes, Savage		4:09.39	1/15	1	0.00	1.00	
▶ HJ	12	Jess RHYNER	JR-3	1.58m	5-2¼	1/29	3	0.22	3.22
▶ TJ	12	Whitney SAVOY	SO-2	10.71m	35-1¼	1/15	3	0.28	3.28
▶ WT	20	Heather MILLER	JR-3	12.49m	40-11¼	12/4	0.45	0.00	0.45
▶ PENT	10	Jess RHYNER	JR-3	2,772	1/29	5	0.71	5.71	
Team Total								52.81	

15		West Chester		▲ 1					
		Pennsylvania State Athletic Conference		89					
Event	Rank	Athlete	Yr	Mark	Date	Pl. Pts.	Bonus	TOTAL	
▶ 60m	18	Sam SMARKOLA	SO-2	8.07	12/11	0.6	0.00	0.60	
▶ 800m	19	Mary GAWBILL	SO-2	2:24.94	1/29	0.5	0.00	0.50	
▶ Mile	10	Lyndsey RATASIEWICZ	JR-3	5:18.00	2/7	5	0.46	5.46	
▶ 5000	19	Jess JOSEPH	SR-4	19:02.73	2/7	0.5	0.00	0.50	
▶ 4x400	11	Smarkola, Roth, Nygren, Wentz		4:04.54	12/11	4	0.00	4.00	
▶ HJ	15	Katie BUTLER	JR-3	1.57m	5-1¼	1/22	0.9	0.08	0.98
▶ HJ	17	Bridid HARRON	FR-1	1.55m	5-1	1/29	0.7	0.00	0.70
▶ HJ	17	Melinda WENTZ	SR-4	1.55m	5-1	1/29	0.7	0.00	0.70
▶ PV	16	Kamber SCHRANN	SO-2	3.00m	9-10	1/29	0.8	0.00	0.80
▶ TJ	6	Brittany FOYE	JR-3	11.11m	36-5½	2/7	10	1.25	11.25
▶ TJ	10	Miriam HUGHES	FR-1	10.75m	35-3¼	12/11	5	0.35	5.35
▶ TJ	20	Dana DIETRICH	JR-3	10.46m	34-4	12/11	0.45	0.00	0.45
▶ WT	11	Liz JACKSON	SR-4	13.74m	45-1	12/11	4	0.48	4.48
▶ PENT	5	Melinda WENTZ	SR-4	3,008	1/29	12	2.00	14.00	
Team Total								51.15	

16		Seton Hill		▲ 1					
		West Virginia Intercollegiate Athletic Conference		81					
Event	Rank	Athlete	Yr	Mark	Date	Pl. Pts.	Bonus	TOTAL	
▶ 60m	9	Olivia RICHARDSON	JR-3	7.86	1/22	6	0.64	6.64	
▶ 4x400	16	Griffin, Lash, Isacco, Cavanaugh		4:11.10	2/5	0.8	0.00	0.80	
▶ DMR	10	Cavanaugh, Lash, Isacco, Sanders		13:35.55	1/16	5	0.00	5.00	
▶ HJ	8	Erin BEATTIE	JR-3	1.61m	5-3¼	2/5	7	0.84	7.84
▶ HJ	12	Calsie BOYD	FR-1	1.58m	5-2¼	12/5	3	0.22	3.22
▶ PV	4	Amanda PONSONBY	SO-2	3.43m	11-3	1/22	14	2.30	16.30
▶ LJ	18	Dianna GRIFFIN	SO-2	5.14m	16-10½	1/22	0.6	0.00	0.60
▶ TJ	18	Erin BEATTIE	JR-3	10.51m	34-5½	2/5	0.6	0.00	0.60
▶ SP	16	Erin BEATTIE	JR-3	11.85m	38-10½	2/5	0.8	0.04	0.84
▶ PENT	9	Erin BEATTIE	JR-3	2,862	2/5	6	1.03	7.03	
Team Total								49.96	

17		Winston-Salem State		▼ 2					
		Mid-Eastern Athletic Conference		89					
Event	Rank	Athlete	Yr	Mark	Date	Pl. Pts.	Bonus	TOTAL	
▶ 60m	15	Denesha JILES	SO-2	7.98	1/15	0.9	0.14	1.04	
▶ 200m	13	Ashley LAWSON	SO-2	26.25	1/22	2	0.23	2.23	
▶ 200m	16	Chantelle BETHEA	JR-3	26.30	12/2	0.8	0.19	0.99	
▶ 200m	20	Denesha JILES	SO-2	26.39	12/2	0.45	0.11	0.56	
▶ 800m	11	Tyrah WINFREY	FR-1	2:20.97	1/22	4	0.51	4.51	
▶ H60m	7	Stephanie BROWN	SO-2	9.12	1/15	8	0.69	8.69	
▶ H60m	18	Crystal WEBLEY	SO-2	9.41	1/15	0.6	0.00	0.60	
▶ 4x400	9	Lawson, Webley, Peaks, Lamons		4:01.13	12/2	6	0.70	6.70	
▶ DMR	7	Winfrey, Calamese, Lawson, Fraser		13:00.84	1/22	8	0.68	8.68	
▶ HJ	8	Jessica PEAKS	SR-4	1.61m	5-3¼	1/22	7	0.84	7.84
▶ PENT	11	Persha LANE	JR-3	2,731	12/2	4	0.57	4.57	
Team Total								47.34	



2010 Indoor, Week #2

Only those regionally ranked in top 20 are shown

WOMEN - Atlantic

18

UDC
Independent (DII)

unch

52

Event	Rank	Athlete	Yr	Mark	Date	Pl. Pts.	Bonus	TOTAL	
▶ 60m	17	Erica NIXON	JR-3	8.01	1/22	0.7	0.06	0.76	
▶ 200m	12	Saleena GREEN	JR-3	26.23	1/30	3	0.25	3.25	
▶ 400m	14	Latoya ALLEN	SO-2	59.60	1/22	1	0.27	1.27	
▶ 400m	17	Callister JONES	FR-1	59.84	1/22	0.7	0.16	0.86	
▶ 400m	18	Kaneesha HOLLIS	SO-2	59.89	1/22	0.6	0.14	0.74	
▶ H60m	17	Erica NIXON	JR-3	9.36	1/8	0.7	0.00	0.70	
▶ 4x400	12	Green, Jones, Hollis, Allen		4:07.76	1/22	3	0.00	3.00	
▶ HJ	10	Dicoda WAUGH	JR-3	1.60m	5-3	1/30	5	0.57	5.57
▶ LJ	2	Saleena GREEN	JR-3	5.76m	18-10%	1/30	18	3.36	21.36
▶ TJ	16	Dicoda WAUGH	JR-3	10.54m	34-7	1/30	0.8	0.00	0.80
Team Total								38.45	

19

Virginia Union
Central Intercollegiate Athletic Association

▲ 1

91

Event	Rank	Athlete	Yr	Mark	Date	Pl. Pts.	Bonus	TOTAL	
▶ LJ	8	Brittany ABRAHAM	FR-1	5.34m	17-6%	1/23	7	0.67	7.67
▶ TJ	3	Brittany ABRAHAM	FR-1	11.31m	37-1%	12/5	16	2.14	18.14
Team Total								25.91	

20

Edinboro
Pennsylvania State Athletic Conference

▼ 1

84

Event	Rank	Athlete	Yr	Mark	Date	Pl. Pts.	Bonus	TOTAL	
▶ Mile	9	Hilary WEISMILLER	SO-2	5:16.94	1/30	6	0.60	6.60	
▶ Mile	19	Tina Yi	JR-3	5:23.95	1/30	0.5	0.04	0.54	
▶ 5000	6	Danielle CERRONI	SO-2	18:06.43	1/30	10	0.97	10.97	
▶ H60m	19	Stephanie SMIGIERA	FR-1	9.43	2/5	0.5	0.00	0.50	
▶ 4x400	19	Lewis, Smigiera, Kucewicz, McCormick		4:15.56	2/5	0.5	0.00	0.50	
▶ HJ	17	Heather PENCE	JR-3	1.55m	5-1	2/5	0.7	0.00	0.70
▶ SP	13	Nicole MAYR	FR-1	11.95m	39-2%	1/30	2	0.19	2.19
▶ PENT	13	Stephanie SMIGIERA	FR-1	2,610	1/30	2	0.14	2.14	
Team Total								24.52	

21

Clarion
Pennsylvania State Athletic Conference

▲ 3

84

Event	Rank	Athlete	Yr	Mark	Date	Pl. Pts.	Bonus	TOTAL
▶ 800m	14	Molly SMATHERS	SR-4	2:22.11	2/5	1	0.26	1.26
▶ 800m	16	Lisa NICKEL	SR-4	2:24.27	2/5	0.8	0.00	0.80
▶ Mile	14	Molly SMATHERS	SR-4	5:21.36	1/22	1	0.22	1.22
▶ 4x400	18	Carter, Smathers, Naugle, Nickel		4:15.35	2/5	0.6	0.00	0.60
▶ DMR	5	Nickel, Carter, Shorts, Smathers		12:41.50	2/5	12	1.62	13.62
Team Total								17.69

22

Bloomsburg (Pa.)
Pennsylvania State Athletic Conference

▼ 1

81

Event	Rank	Athlete	Yr	Mark	Date	Pl. Pts.	Bonus	TOTAL	
▶ 60m	19	Kaila HASSLER	FR-1	8.08	2/7	0.5	0.00	0.50	
▶ Mile	16	Angela BOREALO	JR-3	5:22.28	2/7	0.8	0.16	0.96	
▶ 5000	5	Angela BOREALO	JR-3	17:56.57	1/29	12	1.27	13.27	
▶ PV	14	Ashley MANCIL	JR-3	3.04m	9-11%	2/7	1	0.10	1.10
Team Total								16.90	

23

Concord
West Virginia Intercollegiate Athletic Conferen

▼ 1

84

Event	Rank	Athlete	Yr	Mark	Date	Pl. Pts.	Bonus	TOTAL
▶ 400m	13	Shawnee CARNETT	FR-1	59.44	1/23	2	0.39	2.39
▶ 4x400	15	Williams, Powell, Robbins, Carnett		4:09.74	1/23	0.9	0.00	0.90
▶ DMR	11	Whited, Miller, Pye, Callaway		13:51.94	1/23	4	0.00	4.00
Team Total								7.73

24

Cheyney
Pennsylvania State Athletic Conference

▼ 1

84

Event	Rank	Athlete	Yr	Mark	Date	Pl. Pts.	Bonus	TOTAL
▶ 4x400	13	Campbell, Laster, Cayo, Chase		4:07.92	2/5	2	0.00	2.00
▶ DMR	14	Butler, Johnson, Harris, Lyke		16:13.14	12/11	1	0.00	1.00
Team Total								4.16



2010 Indoor, Week #2

Only those regionally ranked in top 20 are shown

WOMEN - Atlantic

25



Pitt Johnstown

unch

West Virginia Intercollegiate Athletic Conferen

Event	Rank	Athlete	Yr	Mark	Date	Pl. Pts.	Bonus	TOTAL	
TJ	20	Alexis PETROSKY	FR-1	10.46m	34-4	1/23	0.45	0.00	0.45

Team Total 0.45

26



Livingstone

unch

Central Intercollegiate Athletic Association

Team Total 0.32

27



Saint Paul's

unch

Central Intercollegiate Athletic Association

Team Total 0.30

28



Alderson-Broaddus

▼ 1

West Virginia Intercollegiate Athletic Conferen

Team Total 0.10



2010 Indoor, Week #2

Only those regionally ranked in top 20 are shown

WOMEN - Central

1				Adams State		Rocky Mountain Athletic Conference		▲ 1	
Event	Rank	Athlete	Yr	Mark	Date	Pl. Pts.	Bonus	TOTAL	
▶ 60m	2	Indira SPENCE	SO-2	7.56	1/29	18	3.14	21.14	
▶ 200m	1	Indira SPENCE	SO-2	24.25	2/5	20	4.70	24.70	
▶ 200m	9	Lindsey GRASMICK	SO-2	25.63	1/30	6	0.80	6.80	
▶ 200m	16	Jazmine RALPH	JR-3	26.17	1/16	0.8	0.05	0.85	
▶ 400m	9	Lindsey GRASMICK	SO-2	58.11	2/5	6	1.09	7.09	
▶ 400m	17	Vanessa ROY	SR-4	1:00.21	2/5	0.7	0.04	0.74	
▶ 800m	1	Sofia MONROE	SR-4	2:11.86	2/5	20	3.77	23.77	
▶ 800m	3	Alicia NELSON	FR-1	2:14.10	2/5	16	2.42	18.42	
▶ 800m	4	Vanessa ROY	SR-4	2:14.27	1/30	14	2.32	16.32	
▶ 800m	6	Cassie MITCHELL	SO-2	2:16.29	2/5	10	1.31	11.31	
▶ 800m	16	Janette CARY	SR-4	2:18.95	2/5	0.8	0.30	1.10	
▶ Mile	2	Alicia NELSON	FR-1	4:56.51	1/29	18	2.78	20.78	
▶ Mile	3	Vanessa ROY	SR-4	4:56.98	1/29	16	2.65	18.65	
▶ Mile	7	Cassie MITCHELL	SO-2	5:04.86	1/29	8	0.98	8.98	
▶ Mile	9	Addison LEMASTER	SO-2	5:05.92	2/5	6	0.79	6.79	
▶ Mile	14	Kristen MCGLYNN	FR-1	5:09.70	2/5	1	0.26	1.26	
▶ Mile	16	Janette CARY	SR-4	5:10.96	1/30	0.8	0.16	0.96	
▶ Mile	18	Sofia MONROE	SR-4	5:12.14	1/29	0.6	0.06	0.66	
▶ H60m	1	Indira SPENCE	SO-2	8.31	1/30	20	6.27	26.27	
▶ H60m	10	Amanda DOYLE	SR-4	9.22	1/30	5	0.37	5.37	
▶ 4x400	4	Grasmick, Roy, Adams, Monroe		3:56.24	2/5	14	2.75	16.75	
▶ HJ	15	Amanda DOYLE	SR-4	1.60m	5-3	2/5	0.9	0.00	0.90
▶ PV	4	Annelise PRADAL	JR-3	3.55m	11-7½	2/5	14	1.79	15.79
▶ LJ	2	Amanda DOYLE	SR-4	5.63m	18-5½	12/5	18	2.13	20.13
▶ LJ	3	Renee HARRIS	SR-4	5.62m	18-5½	12/5	16	2.01	18.01
▶ SP	18	Rebecca LINDQUIST	FR-1	12.64m	41-5½	12/5	0.6	0.00	0.60
▶ WT	18	Jenna BOHNEN	SO-2	14.73m	48-4	1/30	0.6	0.00	0.60
▶ PENT	3	Amanda DOYLE	SR-4	3,524	2/5	16	2.81	18.81	
▶ PENT	6	Renee HARRIS	SR-4	3,201	2/5	10	1.25	11.25	
Team Total								325.66	

2				U. of Mary		Northern Sun Intercollegiate Conference		▲ 1	
Event	Rank	Athlete	Yr	Mark	Date	Pl. Pts.	Bonus	TOTAL	
▶ 60m	8	Nicketa COOMBS	SO-2	7.88	1/22	7	0.72	7.72	
▶ 60m	12	Mishay WEBER	SR-4	7.95	2/6	3	0.30	3.30	
▶ 60m	13	Kristen STEWART	JR-3	7.96	1/17	2	0.24	2.24	
▶ 200m	4	Kristen STEWART	JR-3	25.12	2/6	14	2.02	16.02	
▶ 200m	8	Nicketa COOMBS	SO-2	25.62	2/6	7	0.82	7.82	
▶ 200m	14	Melissa WALKER	FR-1	25.96	2/6	1	0.25	1.25	
▶ 200m	17	Mishay WEBER	SR-4	26.18	1/17	0.7	0.04	0.74	
▶ 400m	4	Nicketa COOMBS	SO-2	57.33	1/22	14	1.82	15.82	
▶ 400m	10	Kristen STEWART	JR-3	58.66	1/22	5	0.66	5.66	
▶ 400m	15	Betsy BISCHOFF	SR-4	59.97	12/5	0.9	0.13	1.03	
▶ Mile	11	Melissa AGNEW	FR-1	5:07.88	1/29	4	0.46	4.46	
▶ Mile	12	Dakota WOLF	FR-1	5:08.44	2/6	3	0.37	3.37	
▶ 5000	16	Alyson PICCOLO	JR-3	19:15.85	1/22	0.8	0.15	0.95	
▶ H60m	5	Brianna PERRY	SR-4	8.90	2/6	12	1.94	13.94	
▶ H60m	6	Kristyn NELSON	SO-2	9.10	2/6	10	0.88	10.88	
▶ H60m	13	Ashley SALWEY	FR-1	9.30	1/29	2	0.20	2.20	
▶ 4x400	2	Bischoff, DeVine, Stewart, Coombs		3:54.51	1/29	18	3.37	21.37	
▶ DMR	2	Agnew, Bischoff, DeVine, Wolf		12:20.46	1/22	18	4.92	22.92	
▶ HJ	3	Brianna PERRY	SR-4	1.67m	5-5¾	2/6	16	2.32	18.32
▶ HJ	8	Brittany BEEHLER	SO-2	1.63m	5-4¾	1/17	7	0.71	7.71
▶ PV	8	Miranda FEHILLY	JR-3	3.36m	11-¾	1/29	7	0.67	7.67
▶ LJ	3	Brianna PERRY	SR-4	5.62m	18-5½	2/6	16	2.01	18.01
▶ LJ	7	Melissa WALKER	FR-1	5.54m	18-2½	2/6	8	1.14	9.14
▶ LJ	16	Brittany BEEHLER	SO-2	5.34m	17-6½	12/5	0.8	0.10	0.90
▶ LJ	19	Samantha WILLIAMS	FR-1	5.32m	17-5½	12/5	0.5	0.02	0.52
▶ TJ	4	Samantha WILLIAMS	FR-1	11.94m	39-2½	1/17	14	2.54	16.54
▶ TJ	5	Brianna PERRY	SR-4	11.77m	38-7½	12/5	12	2.12	14.12
▶ TJ	6	Melissa WALKER	FR-1	11.45m	37-6¾	1/17	10	1.35	11.35
▶ TJ	20	Vanessa FRIESTAD	SO-2	10.68m	35-½	2/6	0.45	0.00	0.45
Team Total								246.79	



2010 Indoor, Week #2

Only those regionally ranked in top 20 are shown

WOMEN - Central

3

Minnesota State

Northern Sun Intercollegiate Conference

▼ 2
13

Event	Rank	Athlete	Yr	Mark	Date	Pl. Pts.	Bonus	TOTAL	
▶ 60m	1	Brittany HENDERSON	SR-4	7.44	1/22	20	4.34	24.34	
▶ 60m	4	Becca SCHMIDT	FR-1	7.73	1/29	14	1.66	15.66	
▶ 60m	6	Linnelle CLARK	JR-3	7.75	12/5	10	1.54	11.54	
▶ 60m	15	Danielle JONES	FR-1	7.97	1/16	0.9	0.21	1.11	
▶ 60m	17	Kelsey LEONARD	SR-4	7.99	1/29	0.7	0.15	0.85	
▶ 200m	2	Brittany HENDERSON	SR-4	24.68	1/22	18	3.35	21.35	
▶ 200m	10	Becca SCHMIDT	FR-1	25.66	1/22	5	0.74	5.74	
▶ 200m	15	Kelsey LEONARD	SR-4	25.98	1/9	0.9	0.23	1.13	
▶ 400m	5	Kelsey LEONARD	SR-4	57.42	1/22	12	1.70	13.70	
▶ 400m	6	Brittany HENDERSON	SR-4	57.49	1/29	10	1.62	11.62	
▶ 800m	9	Natalie LYSTER	SR-4	2:18.20	1/29	6	0.58	6.58	
▶ 800m	20	Melissa CLARK	FR-1	2:20.28	1/22	0.45	0.00	0.45	
▶ 5000	6	Ali PAUL	SO-2	18:23.12	1/22	10	1.57	11.57	
▶ 5000	20	Jennifer DULEY	SO-2	19:53.39	1/22	0.45	0.00	0.45	
▶ H60m	7	Megan OLSON	SO-2	9.12	2/6	8	0.79	8.79	
▶ 4x400	5	Henderson, Schmidt, Beukelman, Leonard		3:56.63	2/6	12	2.62	14.62	
▶ DMR	8	Dettman, Leonard, Beckett, Hoese		13:09.54	1/9	7	0.55	7.55	
▶ HJ	9	Andrea SELLERS	SR-4	1.62m	5-3¼	12/5	6	0.38	6.38
▶ PV	1	Lauren STELTEN	JR-3	4.07m	13-4¼	1/29	20	6.04	26.04
▶ PV	2	Whitney KROSCHER	SR-4	3.65m	11-11¼	1/23	18	2.47	20.47
▶ PV	6	Lisa STOCKER	SO-2	3.41m	11-2¼	1/29	10	0.97	10.97
▶ PV	9	Laura SCHUNEMAN	FR-1	3.35m	10-11¼	12/5	6	0.61	6.61
▶ TJ	16	Christina ERICKSON	FR-1	10.81m	35-5¼	2/6	0.8	0.07	0.87
▶ SP	20	Amelia SCHALLER	SR-4	12.47m	40-11	1/29	0.45	0.00	0.45
▶ WT	10	Brita JOHNSON	JR-3	15.25m	50-½	2/6	5	0.37	5.37
▶ WT	14	Amelia SCHALLER	SR-4	14.97m	49-1¼	12/5	1	0.11	1.11
▶ PENT	12	Andrea SELLERS	SR-4	2,984		1/29	3	0.42	3.42
▶ PENT	15	Megan OLSON	SO-2	2,704		1/29	0.9	0.00	0.90

Team Total 242.21

4

Winona State

Northern Sun Intercollegiate Conference

unch
12

Event	Rank	Athlete	Yr	Mark	Date	Pl. Pts.	Bonus	TOTAL	
▶ 60m	5	Caitlin DHEIN	SO-2	7.74	2/5	12	1.60	13.60	
▶ 60m	15	Lindsey DERBY	SR-4	7.97	1/15	0.9	0.21	1.11	
▶ 400m	2	Kelly SHAW	FR-1	56.46	2/5	18	2.93	20.93	
▶ 400m	11	Kelly MILKENT	SR-4	59.40	2/5	4	0.36	4.36	
▶ 400m	11	Beth BRAUN	JR-3	59.40	2/5	4	0.36	4.36	
▶ 400m	16	Cathryn HELMERS	FR-1	1:00.19	2/5	0.8	0.04	0.84	
▶ 400m	20	Brittany RYNDA	FR-1	1:00.56	1/23	0.45	0.00	0.45	
▶ 5000	9	Steph SMITH	SR-4	18:33.94	2/5	6	1.13	7.13	
▶ 5000	12	Jenna SOUTHWORTH	SR-4	19:06.07	1/15	3	0.33	3.33	
▶ 5000	13	Kayla GUDMUNDSON	FR-1	19:11.62	1/29	2	0.23	2.23	
▶ 5000	15	Megan SNYDER	FR-1	19:14.15	2/5	0.9	0.18	1.08	
▶ H60m	17	Emily ASUNCION	JR-3	9.33	12/5	0.7	0.13	0.83	
▶ 4x400	1	Braun, Helmers, Rynda, Shaw		3:53.04	1/29	20	3.89	23.89	
▶ DMR	5	Lemke, Schultz, Bennett, Sjostrom		12:52.11	2/5	12	1.78	13.78	
▶ HJ	9	Alyssa LAMMERS	JR-3	1.62m	5-3¼	1/23	6	0.38	6.38
▶ HJ	15	Kale JOHNSON	JR-3	1.60m	5-3	1/29	0.9	0.00	0.90
▶ PV	9	Alyssa MCCARTHY	SO-2	3.35m	10-11¼	1/23	6	0.61	6.61
▶ PV	14	Alison MARTIN	FR-1	3.20m	10-6	2/5	1	0.10	1.10
▶ LJ	14	Alyssa LAMMERS	JR-3	5.37m	17-7¼	1/29	1	0.22	1.22
▶ TJ	12	Brittany RYNDA	FR-1	10.99m	36-¾	12/5	3	0.29	3.29
▶ SP	1	Rebecca STIER	JR-3	14.88m	48-10	1/23	20	4.88	24.88
▶ SP	3	Mary THEISEN	FR-1	14.10m	46-3¼	1/15	16	2.40	18.40
▶ SP	7	Chelsey BROWN	SR-4	13.46m	44-2	12/5	8	0.87	8.87
▶ SP	11	Shanai GUIDER	FR-1	13.17m	43-2¼	1/29	4	0.40	4.40
▶ WT	2	Rebecca STIER	JR-3	17.95m	58-10¼	12/5	18	4.53	22.53
▶ WT	9	Mary THEISEN	FR-1	15.28m	50-1¼	1/15	6	0.41	6.41
▶ WT	13	Chelsey BROWN	SR-4	14.98m	49-1¼	12/5	2	0.11	2.11
▶ WT	15	Krystle LONNING	JR-3	14.94m	49-¾	1/23	0.9	0.09	0.99
▶ WT	16	Jenny SCHULER	SO-2	14.89m	48-10¼	1/23	0.8	0.05	0.85
▶ PENT	10	Kaitlyn JENSEN	SR-4	3,060		1/29	5	0.61	5.61
▶ PENT	14	Alyssa LAMMERS	JR-3	2,837		1/29	1	0.07	1.07

Team Total 216.34



2010 Indoor, Week #2

Only those regionally ranked in top 20 are shown

WOMEN - Central

5



Neb.-Kearney

Rocky Mountain Athletic Conference

unch

32

Event	Rank	Athlete	Yr	Mark	Date	Pl. Pts.	Bonus	TOTAL	
▶ 60m	18	Jessie GOLDEN	JR-3	8.00	2/4	0.6	0.12	0.72	
▶ 400m	18	Erica PIROG	SO-2	1:00.25	1/30	0.6	0.02	0.62	
▶ 800m	18	Karley PIPER	FR-1	2:19.48	1/30	0.6	0.14	0.74	
▶ Mile	6	Brooke HARRIS	SO-2	5:01.59	2/5	10	1.55	11.55	
▶ 5000	7	Amy LONG	SO-2	18:31.03	1/15	8	1.24	9.24	
▶ 5000	18	Lauren STENGEL	FR-1	19:29.59	1/15	0.6	0.00	0.60	
▶ H60m	2	Jessie GOLDEN	JR-3	8.83	2/4	18	2.42	20.42	
▶ H60m	12	Jena ISAACSON	SO-2	9.26	2/4	3	0.28	3.28	
▶ H60m	17	Cameron SMITH	JR-3	9.33	1/23	0.7	0.13	0.83	
▶ 4x400	6	Hamilton, Piper, Hauer, Pirog		3:58.30	2/5	10	2.19	12.19	
▶ DMR	7	Harris, Richter, Isaacson, Aylward		13:04.71	1/15	8	0.89	8.89	
▶ HJ	3	Kristi BAUER	FR-1	1.67m	5-5½	1/23	16	2.32	18.32
▶ HJ	9	Ariel KROLIKOWSKI	FR-1	1.62m	5-3¾	1/30	6	0.38	6.38
▶ HJ	9	Katie LEE	SO-2	1.62m	5-3¾	1/30	6	0.38	6.38
▶ HJ	20	Kara MERCURE	FR-1	1.57m	5-1½	1/16	0.45	0.00	0.45
▶ PV	19	Tara KLIMEK	SO-2	3.15m	10-4	1/30	0.5	0.00	0.50
▶ LJ	9	Jena ISAACSON	SO-2	5.50m	18-½	2/4	6	0.82	6.82
▶ LJ	10	Heather WILLS	JR-3	5.48m	17-11½	12/11	5	0.67	5.67
▶ TJ	11	Heather WILLS	JR-3	11.00m	36-1¼	12/11	4	0.30	4.30
▶ TJ	18	Kristi BAUER	FR-1	10.74m	35-3	2/4	0.6	0.00	0.60
▶ SP	2	Samantha MURPHY	SR-4	14.63m	48-0	2/5	18	4.08	22.08
▶ SP	10	Kiley PETERSON	SR-4	13.30m	43-7¾	1/30	5	0.54	5.54
▶ SP	15	Brittany WEINANDT	JR-3	12.91m	42-4¼	1/30	0.9	0.11	1.01
▶ SP	16	Jackie ZIEMKE	FR-1	12.82m	42-¾	1/16	0.8	0.01	0.81
▶ WT	4	Tracie CHANADY	SR-4	16.63m	54-6¾	12/11	14	2.31	16.31
▶ WT	5	Samantha MURPHY	SR-4	15.77m	51-9	1/23	12	1.10	13.10
▶ WT	20	Brittany WEINANDT	JR-3	14.26m	46-9½	12/11	0.45	0.00	0.45
▶ PENT	4	Jena ISAACSON	SO-2	3,312	2/4	14	1.76	15.76	
▶ PENT	11	Cameron SMITH	JR-3	3,052	12/11	4	0.59	4.59	
▶ PENT	20	Emma KELLY	JR-3	2,500	12/11	0.45	0.00	0.45	

Team Total

201.06

6



St. Cloud State

Northern Sun Intercollegiate Conference

unch

10

Event	Rank	Athlete	Yr	Mark	Date	Pl. Pts.	Bonus	TOTAL	
▶ H60m	3	Heather MILLER	SR-4	8.88	12/5	16	2.08	18.08	
▶ H60m	9	Kelsey KING	JR-3	9.20	1/22	6	0.44	6.44	
▶ 4x400	3	King, Eggebrecht, Luhmann, Miller		3:54.61	2/5	16	3.33	19.33	
▶ HJ	1	Danielle LUHMANN	SO-2	1.70m	5-7	1/29	20	3.82	23.82
▶ HJ	6	Heather MILLER	SR-4	1.65m	5-5	1/15	10	1.38	11.38
▶ HJ	15	Nish RUBASH	SO-2	1.60m	5-3	1/29	0.9	0.00	0.90
▶ LJ	1	Heather MILLER	SR-4	5.86m	19-2¼	1/15	20	4.90	24.90
▶ TJ	3	Heather MILLER	SR-4	12.05m	39-6½	1/22	16	2.93	18.93
▶ SP	6	Rebecca KITZMAN	JR-3	13.57m	44-6¾	1/29	10	1.11	11.11
▶ PENT	1	Heather MILLER	SR-4	3,792	1/15	20	4.57	24.57	
▶ PENT	7	Kelsey KING	JR-3	3,196	1/15	8	1.22	9.22	

Team Total

170.10

7



Wayne State (Neb.)

Northern Sun Intercollegiate Conference

unch

18

Event	Rank	Athlete	Yr	Mark	Date	Pl. Pts.	Bonus	TOTAL	
▶ 60m	11	Christina KING	SR-4	7.94	12/11	4	0.36	4.36	
▶ 200m	6	Christina KING	SR-4	25.36	1/23	10	1.32	11.32	
▶ 400m	1	Christina KING	SR-4	55.81	2/5	20	3.78	23.78	
▶ 800m	5	Paige POLLARD	SO-2	2:15.07	2/5	12	1.85	13.85	
▶ Mile	19	Megan ZAVORKA	SR-4	5:13.82	1/22	0.5	0.00	0.50	
▶ 5000	4	Sarah THOMSEN	SR-4	18:14.31	2/5	14	2.09	16.09	
▶ 5000	5	Megan ZAVORKA	SR-4	18:15.60	2/5	12	2.01	14.01	
▶ 5000	14	Meghan JACOB	JR-3	19:12.51	2/5	1	0.21	1.21	
▶ 4x400	15	King, Pollard, McIntosh, Hofstetter		4:12.60	12/11	0.9	0.00	0.90	
▶ DMR	4	McIntosh, King, Pollard, Zavorka		12:48.19	1/15	14	2.07	16.07	
▶ HJ	1	Savannah WAKELEY	FR-1	1.70m	5-7	1/29	20	3.82	23.82
▶ TJ	14	Brianne HOFSTETTER	SO-2	10.86m	35-7¾	12/11	1	0.13	1.13
▶ TJ	19	Megan DIAS	FR-1	10.69m	35-1	12/11	0.5	0.00	0.50
▶ SP	14	Casey BUSKIRK	JR-3	12.94m	42-5½	1/29	1	0.14	1.14
▶ WT	3	Casey BUSKIRK	JR-3	17.53m	57-6¼	1/15	16	3.68	19.68
▶ WT	12	Lachel MILANDER	SO-2	15.03m	49-3¾	1/23	3	0.15	3.15
▶ PENT	5	Paige POLLARD	SO-2	3,308	1/29	12	1.74	13.74	

Team Total

166.07



2010 Indoor, Week #2

Only those regionally ranked in top 20 are shown

WOMEN - Central

8  **New Mexico Highlands** ▲ **1**
Rocky Mountain Athletic Conference **26**

Event	Rank	Athlete	Yr	Mark	Date	Pl. Pts.	Bonus	TOTAL	
▶ 60m	9	Candace ST. LOUIS	SR-4	7.90	2/5	6	0.60	6.60	
▶ 200m	11	Candace ST. LOUIS	SR-4	25.81	2/5	4	0.45	4.45	
▶ 200m	12	Fiona JAMES	Freshmar	25.84	1/16	3	0.40	3.40	
▶ 400m	14	Fiona JAMES	Freshmar	59.70	1/16	1	0.24	1.24	
▶ 5000	17	Sandra MARTINEZ	SR-4	19:20.76	2/5	0.7	0.06	0.76	
▶ H60m	3	Angella GRAHAM	JR-3	8.88	1/29	16	2.08	18.08	
▶ 4x400	11	Graham, Baggio, Crawford, Roper		4:10.68	2/5	4	0.00	4.00	
▶ HJ	7	Angella GRAHAM	JR-3	1.64m	5-4½	2/5	8	1.05	9.05
▶ LJ	5	Angella GRAHAM	JR-3	5.60m	18-4½	1/30	12	1.77	13.77
▶ LJ	7	Shanea ANDERSON	FR-1	5.54m	18-2½	12/5	8	1.14	9.14
▶ TJ	2	Angella GRAHAM	JR-3	12.32m	40-5	1/30	18	3.88	21.88
▶ WT	19	Ebonee CARTER	SR-4	14.48m	47-6½	2/5	0.5	0.00	0.50
▶ PENT	2	Angella GRAHAM	JR-3	3,598	2/5	18	3.30	21.30	
Team Total								115.55	

10  **Minn.-Duluth** ▲ **3**
Northern Sun Intercollegiate Conference **56**

Event	Rank	Athlete	Yr	Mark	Date	Pl. Pts.	Bonus	TOTAL	
▶ 800m	12	Carolyn WARDELL	JR-3	2:18.73	2/5	3	0.38	3.38	
▶ 800m	14	Rachel HANZAL	JR-3	2:18.83	2/5	1	0.34	1.34	
▶ 800m	17	Michelle SANCARTIER	JR-3	2:19.31	1/23	0.7	0.17	0.87	
▶ Mile	10	Morgan PLACE	SO-2	5:06.81	2/5	5	0.64	5.64	
▶ Mile	17	Rachel STACK	JR-3	5:11.36	2/5	0.7	0.12	0.82	
▶ 5000	1	Morgan PLACE	SO-2	17:44.82	1/23	20	3.90	23.90	
▶ 5000	2	Bridget HINES	JR-3	18:06.77	2/5	18	2.54	20.54	
▶ 5000	8	Whitney HINES	JR-3	18:31.96	2/5	7	1.21	8.21	
▶ 5000	19	Taylor MARBLE	JR-3	19:49.00	2/5	0.5	0.00	0.50	
▶ PV	19	Kari NOVTONY	FR-1	3.15m	10-4	1/15	0.5	0.00	0.50
▶ TJ	13	Caitlin LAUDON	JR-3	10.92m	35-10	2/5	2	0.21	2.21
▶ TJ	17	Laura SCHMITZ	JR-3	10.76m	35-3½	2/5	0.7	0.01	0.71
▶ SP	4	Elizabeth CRANE	JR-3	14.00m	45-11½	2/5	14	2.08	16.08
▶ SP	12	Libby FANDRY	JR-3	13.16m	43-2½	1/23	3	0.39	3.39
▶ WT	11	Elizabeth CRANE	JR-3	15.15m	49-8½	1/30	4	0.23	4.23
Team Total								94.03	

9  **Augustana (S.D.)** ▼ **1**
Northern Sun Intercollegiate Conference **47**

Event	Rank	Athlete	Yr	Mark	Date	Pl. Pts.	Bonus	TOTAL	
▶ 60m	10	Bobbi Jo BUYCK	SR-4	7.92	12/5	5	0.48	5.48	
▶ 200m	19	Bobbi Jo BUYCK	SR-4	26.26	12/5	0.5	0.00	0.50	
▶ 800m	2	Cecilie UDSTUEN	FR-1	2:13.69	1/29	18	2.67	20.67	
▶ Mile	8	Caitlin POLGREEN	SR-4	5:05.27	1/29	7	0.91	7.91	
▶ Mile	15	Annie PFEIFLE	FR-1	5:10.24	2/6	0.9	0.22	1.12	
▶ Mile	20	Cecilie UDSTUEN	FR-1	5:14.88	1/17	0.45	0.00	0.45	
▶ 5000	10	Courtney RASMUSSEN	SO-2	18:56.76	1/29	5	0.51	5.51	
▶ H60m	16	Bobbi Jo BUYCK	SR-4	9.31	1/29	0.8	0.18	0.98	
▶ 4x400	16	Buyck, Kough, Drew, Halverson		4:15.55	1/17	0.8	0.00	0.80	
▶ HJ	20	Karissa PEPIN	SO-2	1.57m	5-1½	12/5	0.45	0.00	0.45
▶ PV	7	Bobbi Jo BUYCK	SR-4	3.40m	11-1½	1/17	8	0.91	8.91
▶ PV	9	Hollie BLOOM	FR-1	3.35m	10-11½	1/23	6	0.61	6.61
▶ LJ	5	Bobbi Jo BUYCK	SR-4	5.60m	18-4½	1/29	12	1.77	13.77
▶ WT	6	Noel BENTELE	JR-3	15.60m	51-2½	1/23	10	0.86	10.86
▶ WT	17	Rachel CHRISTIANSEN	JR-3	14.85m	48-8½	1/17	0.7	0.02	0.72
▶ PENT	8	Bobbi Jo BUYCK	SR-4	3,097	1/29	7	0.77	7.77	
▶ PENT	19	Claire SEVERSON	SR-4	2,583	1/29	0.5	0.00	0.50	
Team Total								94.80	

11  **Colorado Mines** **unch**
Rocky Mountain Athletic Conference **51**

Event	Rank	Athlete	Yr	Mark	Date	Pl. Pts.	Bonus	TOTAL	
▶ 60m	3	Kiera BENSON	JR-3	7.60	12/5	16	2.75	18.75	
▶ 200m	7	Kiera BENSON	JR-3	25.56	1/15	8	0.93	8.93	
▶ 400m	7	Kristen RINEDOLLAR	JR-3	57.63	2/5	8	1.49	9.49	
▶ 800m	19	Briana SUPPES	SO-2	2:19.57	2/5	0.5	0.12	0.62	
▶ Mile	5	Marie PATTON	SO-2	4:59.57	2/5	12	1.95	13.95	
▶ 4x400	13	Rinedollar, Benson, Suppes, Hurst		4:11.12	12/5	2	0.00	2.00	
▶ DMR	1	Suppes, Rinedollar, Hurst, Patton		12:18.91	1/22	20	5.10	25.10	
▶ PV	14	Melissa RHODES	SR-4	3.20m	10-6	1/22	1	0.10	1.10
▶ TJ	8	Kiera BENSON	JR-3	11.14m	36-6½	12/5	7	0.61	7.61
Team Total								87.70	



2010 Indoor, Week #2

Only those regionally ranked in top 20 are shown

WOMEN - Central

12

MSU Moorhead

Northern Sun Intercollegiate Conference

▼ **2**
54

Event	Rank	Athlete	Yr	Mark	Date	Pl. Pts.	Bonus	TOTAL	
▶ 60m	20	Kendra MOOBERRY	FR-1	8.02	2/6	0.45	0.06	0.51	
▶ 200m	12	Kendra MOOBERRY	FR-1	25.84	2/6	3	0.40	3.40	
▶ 400m	8	Kendra MOOBERRY	FR-1	58.02	12/5	7	1.16	8.16	
▶ 400m	19	Kristina ANDERSON	JR-3	1:00.27	1/23	0.5	0.01	0.51	
▶ 800m	10	Anna VANWECHEL	JR-3	2:18.22	1/30	5	0.57	5.57	
▶ Mile	4	Anna VANWECHEL	JR-3	4:58.63	1/22	14	2.20	16.20	
▶ 5000	11	Danielle THOMPSON	SO-2	19:00.55	1/30	4	0.44	4.44	
▶ H60m	13	Jessica KEESLING	FR-1	9.30	12/5	2	0.20	2.20	
▶ 4x400	7	Anderson, Wulff, Berg, Mooberry		4:04.53	1/17	8	0.77	8.77	
▶ HJ	3	Kayla KAPSNER	FR-1	1.67m	5-5¾	1/9	16	2.32	18.32
▶ HJ	9	Ashley HAGEN	JR-3	1.62m	5-3¾	1/9	6	0.38	6.38
▶ PV	14	Kaylyn RONKE	JR-3	3.20m	10-6	1/23	1	0.10	1.10
▶ SP	19	Heather SCHULTZ	FR-1	12.50m	41-¾	1/30	0.5	0.00	0.50
Team Total								77.58	

14

Colorado State Pueblo

Rocky Mountain Athletic Conference

▲ **1**
33

Event	Rank	Athlete	Yr	Mark	Date	Pl. Pts.	Bonus	TOTAL	
▶ 60m	7	Blair GILKES	SO-2	7.82	1/15	8	1.10	9.10	
▶ 200m	3	Blair GILKES	SO-2	25.09	2/5	16	2.11	18.11	
▶ 400m	13	Maya RICHARDS	SO-2	59.63	2/5	2	0.26	2.26	
▶ H60m	13	Sierra JONES	SO-2	9.30	12/5	2	0.20	2.20	
▶ 4x400	9	Richards, Evans, Emerson, Carberry		4:05.67	2/5	6	0.52	6.52	
▶ HJ	15	Summer HAWKINSON	FR-1	1.60m	5-3	1/15	0.9	0.00	0.90
▶ LJ	17	Shannon ELLIOTT	FR-1	5.33m	17-6	2/5	0.7	0.06	0.76
▶ LJ	20	Danita WYATT	SO-2	5.30m	17-4¾	12/5	0.45	0.00	0.45
▶ TJ	1	Shannon ELLIOTT	FR-1	12.33m	40-5¾	12/5	20	3.91	23.91
▶ TJ	15	Danita WYATT	SO-2	10.85m	35-7¾	1/22	0.9	0.12	1.02
▶ SP	17	Holli SALZAR	FR-1	12.79m	41-11¾	12/5	0.7	0.00	0.70
▶ PENT	17	Jasmine ROLLINS	JR-3	2,602	2/5	0.7	0.00	0.70	
Team Total								67.14	

13

Northern State

Northern Sun Intercollegiate Conference

▼ **1**
36

Event	Rank	Athlete	Yr	Mark	Date	Pl. Pts.	Bonus	TOTAL	
▶ 60m	19	Maria FRANKER	SO-2	8.01	2/6	0.5	0.09	0.59	
▶ 60m	20	Marisa ALDINGER	SR-4	8.02	2/6	0.45	0.06	0.51	
▶ H60m	11	Marisa ALDINGER	SR-4	9.24	2/6	4	0.33	4.33	
▶ 4x400	10	Sjomeling, Brandli, Fritz, Schaefer		4:09.65	2/6	5	0.00	5.00	
▶ HJ	19	Tanya VASSAR	JR-3	1.58m	5-2¼	1/31	0.5	0.00	0.50
▶ PV	9	Tanya VASSAR	JR-3	3.35m	10-11¾	2/6	6	0.61	6.61
▶ PV	14	Calley WORTH	FR-1	3.20m	10-6	1/21	1	0.10	1.10
▶ SP	5	Melodi BOKE	SO-2	13.64m	44-9	2/6	12	1.26	13.26
▶ SP	9	Amanda MADDEN	SR-4	13.35m	43-9¾	1/30	6	0.63	6.63
▶ WT	1	Amanda MADDEN	SR-4	18.20m	59-8¾	1/21	20	5.03	25.03
▶ PENT	9	Tanya VASSAR	JR-3	3,062	1/31	6	0.61	6.61	
Team Total								71.53	

15

Western State

Rocky Mountain Athletic Conference

▲ **2**
76

Event	Rank	Athlete	Yr	Mark	Date	Pl. Pts.	Bonus	TOTAL	
▶ 60m	13	Casey HAGEN	SR-4	7.96	12/5	2	0.24	2.24	
▶ 200m	18	Casey HAGEN	SR-4	26.20	2/5	0.6	0.02	0.62	
▶ 800m	7	Rachel WEBB	SO-2	2:16.63	2/5	8	1.17	9.17	
▶ Mile	13	Sarah LYLE	SO-2	5:08.46	2/5	2	0.37	2.37	
▶ H60m	7	Casey HAGEN	SR-4	9.12	2/5	8	0.79	8.79	
▶ 4x400	8	Mayberry, Kielian, Davis, Webb		4:05.45	2/5	7	0.56	7.56	
▶ DMR	3	Davis, Kielian, Webb, Lyle		12:33.14	1/22	16	3.47	19.47	
▶ HJ	20	Rachel WEAKLAND	FR-1	1.57m	5-1¾	1/22	0.45	0.00	0.45
▶ PV	13	Jesse HOWE	SO-2	3.25m	10-8	2/5	2	0.25	2.25
▶ LJ	12	Jourdan OTIS	SR-4	5.40m	17-8¾	1/22	3	0.34	3.34
▶ LJ	15	Hannah SELKE	SO-2	5.35m	17-6¾	1/22	0.9	0.14	1.04
Team Total								58.71	



2010 Indoor, Week #2

Only those regionally ranked in top 20 are shown

WOMEN - Central

16



Chadron State

Rocky Mountain Athletic Conference

▲ 3

73

Event	Rank	Athlete	Yr	Mark	Date	Pl. Pts.	Bonus	TOTAL	
▶ H60m	19	Julia BAYER	SR-4	9.34	12/12	0.5	0.11	0.61	
▶ 4x400	17	Finney, Craig, Krause, Prentice		4:18.42	12/3	0.7	0.00	0.70	
▶ HJ	9	Stacey CRAIG	JR-3	1.62m	5-3¼	2/4	6	0.38	6.38
▶ HJ	20	Ashley FANELLI	FR-1	1.57m	5-1¼	1/30	0.45	0.00	0.45
▶ HJ	20	Alyssa NORTON	FR-1	1.57m	5-1¼	12/12	0.45	0.00	0.45
▶ PV	14	Kalen PRENTICE	SO-2	3.20m	10-6	2/4	1	0.10	1.10
▶ LJ	11	Julia BAYER	SR-4	5.42m	17-9½	12/12	4	0.43	4.43
▶ LJ	17	Ashley FANELLI	FR-1	5.33m	17-6	12/12	0.7	0.06	0.76
▶ TJ	7	Julia BAYER	SR-4	11.17m	36-7¾	12/12	8	0.68	8.68
▶ TJ	10	Ashley FANELLI	FR-1	11.03m	36-2¼	12/12	5	0.34	5.34
▶ SP	8	Alyssa NORTON	FR-1	13.45m	44-1¼	2/4	7	0.85	7.85
▶ WT	8	Kate JUNGCK	SR-4	15.31m	50-2¾	2/4	7	0.45	7.45
▶ PENT	13	Stacey CRAIG	JR-3	2,928	2/4	2	0.29	2.29	
▶ PENT	16	Ashley FANELLI	FR-1	2,622	2/4	0.8	0.00	0.80	

Team Total 48.92

17



Mesa State

Rocky Mountain Athletic Conference

▲ 1

45

Event	Rank	Athlete	Yr	Mark	Date	Pl. Pts.	Bonus	TOTAL
▶ 200m	20	Breanna JONES	FR-1	26.29	2/5	0.45	0.00	0.45
▶ 800m	15	Alexis SKARDA	SO-2	2:18.93	1/22	0.9	0.31	1.21
▶ Mile	1	Alexis SKARDA	SO-2	4:53.73	2/5	20	3.54	23.54
▶ H60m	20	Lindsay HART	FR-1	9.35	1/22	0.45	0.09	0.54
▶ 4x400	14	Gieck, Picksly, Smith, Jones		4:11.56	2/5	1	0.00	1.00
▶ DMR	6	Osborn, Hafey, Smith, Skarda		13:00.07	1/22	10	1.21	11.21

Team Total 38.25

18



Bemidji State

Northern Sun Intercollegiate Conference

▼ 4

58

Event	Rank	Athlete	Yr	Mark	Date	Pl. Pts.	Bonus	TOTAL	
▶ 200m	5	Kristi BUERKLE	JR-3	25.33	1/30	12	1.39	13.39	
▶ 400m	3	Kristi BUERKLE	JR-3	56.95	1/30	16	2.30	18.30	
▶ 800m	13	Kristi BUERKLE	JR-3	2:18.81	1/23	2	0.35	2.35	
▶ 4x400	19	Walker, Ironi, Sautbine, Ohman		4:20.47	1/30	0.5	0.00	0.50	
▶ WT	20	Missy GRABER	SR-4	14.26m	46-9¾	1/23	0.45	0.00	0.45
▶ PENT	18	Pearl WALKER	JR-3	2,590	1/15	0.6	0.00	0.60	

Team Total 35.90

19



Concordia St. Paul

Northern Sun Intercollegiate Conference

▼ 3

69

Event	Rank	Athlete	Yr	Mark	Date	Pl. Pts.	Bonus	TOTAL	
▶ 400m	20	Katie JOHNSON	SR-4	1:00.56	1/23	0.45	0.00	0.45	
▶ 4x400	18	Dohmen, Kiss, Vrudny, Johnson		4:18.92	1/29	0.6	0.00	0.60	
▶ PV	5	Jayme WYSS	SR-4	3.50m	11-5¼	1/23	12	1.49	13.49
▶ LJ	13	Katie JOHNSON	SR-4	5.38m	17-8	12/5	2	0.26	2.26
▶ TJ	9	Sarah PERRYMAN	SR-4	11.10m	36-5	1/16	6	0.51	6.51
▶ SP	13	Kaysee NESMOE	JR-3	13.05m	42-9¾	1/29	2	0.26	2.26
▶ WT	7	Kaysee NESMOE	JR-3	15.33m	50-3¾	1/23	8	0.48	8.48

Team Total 34.71

20



UC-Colorado Springs

Rocky Mountain Athletic Conference

unch

55

Event	Rank	Athlete	Yr	Mark	Date	Pl. Pts.	Bonus	TOTAL	
▶ 800m	8	Kelsey BARRY	SR-4	2:17.89	2/5	7	0.69	7.69	
▶ 4x400	12	Falsetto, Benfield, Barry, Luna		4:11.08	1/22	3	0.00	3.00	
▶ PV	2	Lauren GRAHAM	FR-1	3.65m	11-11¼	1/22	18	2.47	20.47

Team Total 31.62

21



Metro State

Rocky Mountain Athletic Conference

unch

92

Event	Rank	Athlete	Yr	Mark	Date	Pl. Pts.	Bonus	TOTAL
▶ 800m	11	Morgan THOMAS	SR-4	2:18.32	2/5	4	0.53	4.53
▶ 5000	3	Xenia FLORES	SO-2	18:12.68	2/5	16	2.19	18.19

Team Total 22.81



2010 Indoor, Week #2

Only those regionally ranked in top 20 are shown

WOMEN - East

Southern Connecticut **unch**
 Northeast-10 Conference **22**

Event	Rank	Athlete	Yr	Mark	Date	Pl. Pts.	Bonus	TOTAL	
▶ 60m	2	Sahnique CASTELLA	FR-1	7.81	12/11	18	3.10	21.10	
▶ 60m	3	Courtnei WALKER	JR-3	7.84	12/11	16	2.81	18.81	
▶ 60m	4	Ashley BELL	SO-2	7.90	12/11	14	2.25	16.25	
▶ 60m	11	Keisha BUTTS	FR-1	8.22	1/9	4	0.42	4.42	
▶ 60m	13	Allyson DEROSIER	FR-1	8.27	12/5	2	0.27	2.27	
▶ 200m	3	Courtnei WALKER	JR-3	25.87	2/5	16	1.72	17.72	
▶ 200m	6	Ashley BELL	SO-2	26.06	2/5	10	1.26	11.26	
▶ 200m	9	Sahnique CASTELLA	FR-1	26.15	12/5	6	1.06	7.06	
▶ 200m	14	Keisha BUTTS	FR-1	27.01	1/29	1	0.21	1.21	
▶ 200m	15	Ashley BATTLE	FR-1	27.02	12/5	0.9	0.20	1.10	
▶ 200m	17	Allyson DEROSIER	FR-1	27.46	12/5	0.7	0.00	0.70	
▶ 400m	5	Danielle MOORE	SR-4	59.17	1/9	12	1.83	13.83	
▶ 400m	7	Shaina BARR	JR-3	1:00.40	1/29	8	1.01	9.01	
▶ 400m	18	Danielle QUAGILARO	FR-1	1:03.43	2/5	0.6	0.00	0.60	
▶ 800m	2	Danielle MOORE	SR-4	2:14.32	1/29	18	3.67	21.67	
▶ 800m	9	Jaclyn SULLIVAN	FR-1	2:22.90	1/22	6	0.72	6.72	
▶ 800m	17	Katelyn MORRELL	FR-1	2:27.52	1/22	0.7	0.00	0.70	
▶ Mile	1	Alasia GRIEBEL	SO-2	5:04.47	2/5	20	3.84	23.84	
▶ Mile	3	Gina DELLAROSE	SR-4	5:12.51	1/22	16	1.96	17.96	
▶ Mile	11	Laura BRUSTOLON	SR-4	5:20.05	12/11	4	0.60	4.60	
▶ Mile	17	Kelsey PROCTOR	FR-1	5:26.08	2/5	0.7	0.11	0.81	
▶ 5000	1	Laura BRUSTOLON	SR-4	17:13.28	1/29	20	6.08	26.08	
▶ 5000	6	Kelsey PROCTOR	FR-1	18:40.85	1/22	10	1.54	11.54	
▶ 5000	16	Charlene BORIA	FR-1	19:53.91	1/22	0.8	0.00	0.80	
▶ H60m	1	Letecia TAYLOR	SR-4	8.73	12/11	20	4.35	24.35	
▶ H60m	4	Ashley BATTLE	FR-1	9.21	12/11	14	2.14	16.14	
▶ H60m	18	Kimberly JOHNSON	FR-1	10.28	12/11	0.6	0.00	0.60	
▶ H60m	20	Stephanie CAICEDO	JR-3	10.57	2/5	0.45	0.00	0.45	
▶ 4x400	2	Moore, Barr, Niemczyk, Taylor		3:56.25	1/29	18	4.17	22.17	
▶ DMR	1	Griebel, Barr, Moore, Brustolon		11:50.17	2/5	20	13.94	33.94	
▶ HJ	5	Ciara CHALY	FR-1	1.55m	5-1	12	1.84	13.84	
▶ HJ	7	Kimberly JOHNSON	FR-1	1.50m	4-11	8	1.22	9.22	
▶ HJ	14	Christina CHASE	FR-1	1.34m	4-4½	1	0.09	1.09	
▶ PV	2	Teresa PARKER	FR-1	3.35m	10-11½	2/5	18	4.02	22.02
▶ PV	2	Kimberly JOHNSON	FR-1	3.35m	10-11½	12/11	18	4.02	22.02
▶ PV	4	Alicia GRAY	JR-3	3.05m	10-0	1/29	14	2.68	16.68
▶ PV	5	Meghan NICOLLETTA	FR-1	2.90m	9-6½	2/5	12	2.04	14.04
▶ PV	6	Brittany NIEMCZYK	FR-1	2.75m	9-¾	12/11	10	1.39	11.39
▶ PV	8	Kathleen LAWLER	JR-3	2.45m	8-½	12/11	7	0.11	7.11
▶ LJ	2	Courtnei WALKER	JR-3	5.34m	17-6½	1/29	18	3.25	21.25
▶ LJ	5	Sasha SAYLOR	SR-4	5.10m	16-8¾	12/5	12	1.39	13.39

▶ TJ	2	Sasha SAYLOR	SR-4	11.15m	36-7	1/29	18	4.15	22.15
▶ TJ	14	Brittany NIEMCZYK	FR-1	9.72m	31-10¾	12/11	1	0.13	1.13
▶ SP	10	Samantha SPINDEL	SO-2	10.40m	34-1½	12/5	5	0.52	5.52
▶ WT	2	Katherine REYNOLDS	SR-4	16.59m	54-5½	2/5	18	5.42	23.42
▶ WT	4	Samantha SPINDEL	SO-2	14.12m	46-4	1/22	14	2.64	16.64
▶ WT	6	Jullianna WILLIAMSON	FR-1	12.12m	39-9¾	1/29	10	0.83	10.83
▶ PENT	2	Christina CHASE	FR-1	1,167		1/29	18	10.00	28.00
Team Total								599.30	



2010 Indoor, Week #2

Only those regionally ranked in top 20 are shown

WOMEN - East

2



UMass Lowell
Northeast-10 Conference

unch
21

Event	Rank	Athlete	Yr	Mark	Date	Pl. Pts.	Bonus	TOTAL
▶ 60m	5	Sharikka FINLEY-MOISE	SR-4	8.03	1/16	12	1.38	13.38
▶ 60m	5	Katrina LUTKUS	SR-4	8.03	1/23	12	1.38	13.38
▶ 60m	7	Cachet CHESSON	SO-2	8.06	12/12	8	1.20	9.20
▶ 60m	8	Nicole GIAQUINTO	FR-1	8.08	1/16	7	1.08	8.08
▶ 60m	9	Shannon CUNNINGHAM	FR-1	8.18	1/16	6	0.54	6.54
▶ 200m	4	Katrina LUTKUS	SR-4	25.95	2/5	14	1.52	15.52
▶ 200m	5	Nicole GIAQUINTO	FR-1	25.99	12/5	12	1.43	13.43
▶ 200m	6	Shannon CUNNINGHAM	FR-1	26.06	12/5	10	1.26	11.26
▶ 200m	8	Sharikka FINLEY-MOISE	SR-4	26.11	1/29	7	1.14	8.14
▶ 200m	10	Ashley ZIELINSKI	SO-2	26.16	1/29	5	1.04	6.04
▶ 200m	11	Heather MCCARTHY	SR-4	26.44	1/29	4	0.65	4.65
▶ 200m	12	Cachet CHESSON	SO-2	26.62	1/29	3	0.51	3.51
▶ 200m	13	Amy DELGADO	SO-2	26.85	12/12	2	0.33	2.33
▶ 200m	19	Karen NALLEN	FR-1	27.76	12/5	0.5	0.00	0.50
▶ 200m	20	Jenna LAPACHINSKI	JR-3	27.87	1/29	0.45	0.00	0.45
▶ 400m	2	Shannon CUNNINGHAM	FR-1	57.93	2/5	18	3.07	21.07
▶ 400m	3	Amy DELGADO	SO-2	58.48	2/5	16	2.50	18.50
▶ 400m	6	Nicole GIAQUINTO	FR-1	59.24	2/5	10	1.78	11.78
▶ 400m	12	Heather MCCARTHY	SR-4	1:02.16	12/12	3	0.24	3.24
▶ 400m	15	Jenna LAPACHINSKI	JR-3	1:02.88	2/5	0.9	0.02	0.92
▶ 400m	17	Jayson-Ann WRIGHT	JR-3	1:03.33	1/23	0.7	0.00	0.70
▶ 800m	1	Haley CATARIUS	SR-4	2:11.91	2/5	20	4.81	24.81
▶ 800m	10	Jayson-Ann WRIGHT	JR-3	2:23.40	1/29	5	0.58	5.58
▶ 800m	11	Lyra CLARK	JR-3	2:23.47	1/23	4	0.57	4.57
▶ 800m	15	Kelly WALTON	FR-1	2:26.93	1/24	0.9	0.00	0.90
▶ 800m	20	Katelyn ALLEN	SO-2	2:28.60	1/29	0.45	0.00	0.45
▶ Mile	2	Lyra CLARK	JR-3	5:05.32	1/29	18	3.63	21.63
▶ Mile	10	Kelly WALTON	FR-1	5:19.73	1/29	5	0.64	5.64
▶ Mile	14	Nicole SKOTZ	FR-1	5:24.31	1/29	1	0.23	1.23
▶ Mile	16	Sarah BONOMO	JR-3	5:25.49	2/5	0.8	0.15	0.95
▶ 5000	5	Sarah BONOMO	JR-3	18:37.93	1/29	12	1.63	13.63
▶ 5000	19	Ivory FARREN	JR-3	20:14.09	1/16	0.5	0.00	0.50
▶ H60m	2	Lauren RAIMONDI	JR-3	9.07	12/5	18	2.76	20.76
▶ H60m	3	Ashley ZIELINSKI	SO-2	9.14	12/12	16	2.44	18.44
▶ H60m	12	Eunice DELICE	JR-3	9.98	1/16	3	0.32	3.32
▶ 4x400	1	Delgado, Giaquinto, Catarius, Cunningham		3:54.75	1/29	20	4.33	24.33
▶ HJ	4	Lauren RAIMONDI	JR-3	1.57m	5-1¾	14	2.08	16.08
▶ HJ	11	Heather MCCARTHY	SR-4	1.45m	4-9	4	0.80	4.80
▶ PV	1	Chrissy SILVAR	SO-2	3.38m	11-1	20	4.19	24.19
▶ LJ	3	Cachet CHESSON	SO-2	5.26m	17-3¾	16	2.52	18.52
▶ LJ	9	Heather MCCARTHY	SR-4	4.97m	16-3¾	6	0.58	6.58

▶ TJ	7	Heather MCCARTHY	SR-4	10.24m	33-7¼	2/5	8	1.03	9.03
▶ SP	1	Jacqui BARRETT	SR-4	14.77m	48-5½	2/5	20	6.35	26.35
▶ SP	3	Robyn CIRIELLO	FR-1	11.79m	38-8¼	1/16	16	1.82	17.82
▶ SP	4	Bethany STAITI	JR-3	11.78m	38-7¼	12/12	14	1.81	15.81
Team Total								459.50	



2010 Indoor, Week #2

Only those regionally ranked in top 20 are shown

WOMEN - East

3		Stonehill		unch					
		Northeast-10 Conference		61					
Event	Rank	Athlete	Yr	Mark	Date	Pl. Pts.	Bonus	TOTAL	
▶ 60m	10	Olivia DYSON	FR-1	8.20	12/5	5	0.48	5.48	
▶ 400m	9	Christen CARRIER	SO-2	1:01.08	2/5	6	0.58	6.58	
▶ 400m	10	Kathryn O'LEARY	SR-4	1:01.57	2/5	5	0.42	5.42	
▶ 400m	16	Danielle WHEELER	JR-3	1:03.31	1/29	0.8	0.00	0.80	
▶ 800m	5	Lindsay PINKHAM	JR-3	2:20.88	1/29	12	1.29	13.29	
▶ 800m	6	Susan O'CONNELL	SO-2	2:21.24	12/5	10	1.19	11.19	
▶ 800m	12	Erin CARMONE	FR-1	2:25.35	2/5	3	0.22	3.22	
▶ 800m	19	Vlada SHELKOVA	SO-2	2:28.43	12/5	0.5	0.00	0.50	
▶ Mile	4	Jill ALVES	SO-2	5:13.64	1/29	14	1.70	15.70	
▶ Mile	6	Lynley JOYNT	FR-1	5:15.45	2/5	10	1.29	11.29	
▶ Mile	7	Erin CARMONE	FR-1	5:16.13	1/23	8	1.18	9.18	
▶ Mile	8	Kristen VEIT	FR-1	5:17.57	1/29	7	0.96	7.96	
▶ Mile	12	Jess JARRARD	FR-1	5:21.52	2/5	3	0.44	3.44	
▶ Mile	19	Stephanie WILSON	FR-1	5:27.34	1/29	0.5	0.02	0.52	
▶ 5000	2	Jess JARRARD	FR-1	18:14.02	1/23	18	2.81	20.81	
▶ 5000	4	Lynley JOYNT	FR-1	18:35.68	1/23	14	1.73	15.73	
▶ 5000	7	Kristen MAHONEY	SO-2	18:46.34	2/5	8	1.36	9.36	
▶ 5000	8	Kristen VEIT	FR-1	19:12.19	1/23	7	0.54	7.54	
▶ 5000	9	Jill ALVES	SO-2	19:12.49	1/23	6	0.53	6.53	
▶ 5000	10	Caroline MCBRIDE	FR-1	19:13.78	1/23	5	0.49	5.49	
▶ 5000	15	Stephanie WILSON	FR-1	19:35.51	1/23	0.9	0.00	0.90	
▶ H60m	5	Katie BERNAZANI	FR-1	9.28	2/5	12	1.90	13.90	
▶ H60m	8	Sarah BURKE	FR-1	9.62	2/5	7	0.94	7.94	
▶ H60m	14	Vlada SHELKOVA	SO-2	10.13	2/5	1	0.13	1.13	
▶ 4x400	3	Wheeler, Burke, O'Leary, Carrier		4:06.45	2/5	16	3.12	19.12	
▶ DMR	2	Alves, Carrier, Pinkham, Carmone		12:17.16	2/5	18	3.26	21.26	
▶ HJ	7	Olivia DYSON	FR-1	1.50m	4-11	2/5	8	1.22	9.22
▶ HJ	10	Carola MELENDEZ-RIOS	FR-1	1.47m	4-9%	12/5	5	0.94	5.94
▶ HJ	13	Maura FERRARINI	SO-2	1.35m	4-5	2/5	2	0.15	2.15
▶ HJ	14	Vlada SHELKOVA	SO-2	1.34m	4-4%	2/5	1	0.09	1.09
▶ LJ	7	Vlada SHELKOVA	SO-2	5.01m	16-5%	1/23	8	0.83	8.83
▶ TJ	12	Vlada SHELKOVA	SO-2	9.97m	32-8%	1/23	3	0.46	3.46
▶ TJ	13	Katie BERNAZANI	FR-1	9.90m	32-5%	1/23	2	0.37	2.37
▶ SP	9	Erica INSEL	SO-2	10.81m	35-5%	2/5	6	0.75	6.75
▶ WT	5	Meghan ROCHA	SR-4	12.44m	40-9%	2/5	12	1.12	13.12
▶ PENT	1	Vlada SHELKOVA	SO-2	2,750	2/5	20	10.00	30.00	
Team Total								309.44	

4		New Haven		unch					
		Northeast-10 Conference		28					
Event	Rank	Athlete	Yr	Mark	Date	Pl. Pts.	Bonus	TOTAL	
▶ 60m	1	Shannon GAGNE	JR-3	7.67	12/11	20	4.46	24.46	
▶ 60m	14	Alissa HOWELL	FR-1	8.28	12/11	1	0.24	1.24	
▶ 60m	19	Calista HUTCHINSON	SO-2	8.46	12/11	0.5	0.00	0.50	
▶ 200m	1	Shannon GAGNE	JR-3	24.27	2/5	20	5.86	25.86	
▶ 200m	16	Alissa HOWELL	FR-1	27.44	1/29	0.8	0.00	0.80	
▶ 400m	1	Shannon GAGNE	JR-3	56.26	2/5	20	4.86	24.86	
▶ H60m	13	Alesha CHU FOO	SO-2	9.99	12/11	2	0.31	2.31	
▶ H60m	16	Meredith O'CONNOR	FR-1	10.23	12/11	0.8	0.00	0.80	
▶ H60m	17	Mara SPELICK	FR-1	10.26	1/15	0.7	0.00	0.70	
▶ 4x400	7	DiMitruk, Faria, Bernardino, Tempesta		4:31.93	2/5	8	1.43	9.43	
▶ DMR	4	Tempesta, Stasulli, Faria, DiMitruk		13:12.75	2/5	14	0.00	14.00	
▶ HJ	5	Calista HUTCHINSON	SO-2	1.55m	5-1	12	1.84	13.84	
▶ PV	11	Shannon HALL	FR-1	2.15m	7-½	4	0.00	4.00	
▶ LJ	1	Shannon GAGNE	JR-3	5.61m	18-5	2/5	20	5.69	25.69
▶ LJ	8	Alissa HOWELL	FR-1	4.98m	16-4%	2/5	7	0.65	7.65
▶ LJ	12	Alesha CHU FOO	SO-2	4.93m	16-2%	12/11	3	0.34	3.34
▶ LJ	16	Calista HUTCHINSON	SO-2	4.83m	15-10%	2/5	0.8	0.03	0.83
▶ TJ	4	Alissa HOWELL	FR-1	10.35m	33-11%	1/15	14	1.32	15.32
▶ TJ	8	Alesha CHU FOO	SO-2	10.17m	33-4%	12/11	7	0.85	7.85
▶ TJ	9	Calista HUTCHINSON	SO-2	10.08m	33-1	12/5	6	0.62	6.62
▶ SP	5	Shraya MANICK	FR-1	11.72m	38-5%	12/5	12	1.72	13.72
▶ WT	3	Shraya MANICK	FR-1	15.15m	49-8%	2/5	16	3.63	19.63
Team Total								225.39	

**2010 Indoor, Week #2**

Only those regionally ranked in top 20 are shown

WOMEN - East**5****American International**

Northeast-10 Conference

64

Event	Rank	Athlete	Yr	Mark	Date	Pl. Pts.	Bonus	TOTAL	
▶ 60m	12	Olivia THIBOU	SR-4	8.26	1/23	3	0.30	3.30	
▶ 60m	19	Ashley AUPONT	FR-1	8.46	12/5	0.5	0.00	0.50	
▶ 200m	2	Starr NATHAN	FR-1	25.82	1/29	18	1.84	19.84	
▶ 400m	4	Starr NATHAN	FR-1	59.01	1/29	14	1.96	15.96	
▶ 800m	16	Julie COLLIGNON	SO-2	2:27.03	12/12	0.8	0.00	0.80	
▶ Mile	9	Julie COLLIGNON	SO-2	5:17.97	12/5	6	0.90	6.90	
▶ H60m	6	Ashley AUPONT	FR-1	9.35	1/23	10	1.69	11.69	
▶ HJ	1	Ashley AUPONT	FR-1	1.62m	5-3¼	12/5	20	2.90	22.90
▶ PV	10	Kimmie STEINER	SO-2	2.44m	8-0	2/6	5	0.06	5.06
▶ LJ	3	Starr NATHAN	FR-1	5.26m	17-3¼	12/12	16	2.52	18.52
▶ LJ	6	Olivia THIBOU	SR-4	5.02m	16-5¼	1/9	10	0.89	10.89
▶ TJ	1	Olivia THIBOU	SR-4	11.40m	37-5	1/23	20	5.10	25.10
▶ TJ	15	Darsell SPRINGER	FR-1	9.70m	31-10	1/23	0.9	0.10	1.00
▶ SP	2	Sanya FOSTER	FR-1	11.92m	39-1¼	2/6	18	2.02	20.02
▶ SP	11	Lashelle BUNION	SO-2	10.35m	33-11½	2/6	4	0.49	4.49
▶ SP	16	Bidemi BALOGUN	SO-2	9.27m	30-5	1/23	0.8	0.00	0.80
▶ WT	1	Bidemi BALOGUN	SO-2	16.77m	55-¼	1/29	20	5.65	25.65
▶ WT	8	Lashelle BUNION	SO-2	11.32m	37-1¼	2/6	7	0.10	7.10
▶ WT	9	Sanya FOSTER	FR-1	11.04m	36-2¼	12/5	6	0.00	6.00

Team Total 207.43**6****Saint Rose**

Northeast-10 Conference

unch

Event	Rank	Athlete	Yr	Mark	Date	Pl. Pts.	Bonus	TOTAL	
▶ 200m	18	Ann PALMER	SR-4	27.66	2/6	0.6	0.00	0.60	
▶ 400m	13	Katie ROSSETTINI	SR-4	1:02.27	2/6	2	0.20	2.20	
▶ 800m	14	Ashley JACKMAN	SO-2	2:25.49	1/23	1	0.20	1.20	
▶ Mile	18	Kaitlyn DIBELLO	FR-1	5:26.43	2/6	0.6	0.08	0.68	
▶ 5000	12	Melissa BREDICE	SR-4	19:19.89	2/6	3	0.30	3.30	
▶ 5000	13	Emma COHEN	FR-1	19:23.25	1/23	2	0.20	2.20	
▶ 5000	14	Elizabeth DALIA	FR-1	19:23.99	2/6	1	0.18	1.18	
▶ 5000	18	Meaghan LUCIE	JR-3	20:11.68	1/23	0.6	0.00	0.60	
▶ H60m	9	Cathleen GREEN	FR-1	9.71	2/6	6	0.69	6.69	
▶ 4x400	5	Jackman, Norris, Hilton, Geitz		4:21.69	1/23	12	2.04	14.04	
▶ DMR	5	Rossettini, Welch, Giampaglia, DiBello		13:29.75	1/23	12	0.00	12.00	
▶ HJ	7	Allison VOGELIEN	JR-3	1.50m	4-11	1/9	8	1.22	9.22
▶ PV	6	Heather RILEY	SO-2	2.75m	9-¼	1/23	10	1.39	11.39
▶ PV	8	Ashley JACKMAN	SO-2	2.45m	8-½	2/6	7	0.11	7.11
▶ LJ	10	Ann PALMER	SR-4	4.94m	16-2½	2/6	5	0.40	5.40
▶ LJ	10	Heather RILEY	SO-2	4.94m	16-2½	1/16	5	0.40	5.40
▶ LJ	13	Cathleen GREEN	FR-1	4.89m	16-½	1/16	2	0.21	2.21
▶ LJ	17	Jaclynn GEITZ	FR-1	4.77m	15-7¼	2/6	0.7	0.00	0.70
▶ LJ	18	Sarah HILTON	SO-2	4.74m	15-6¼	2/6	0.6	0.00	0.60
▶ TJ	6	Heather RILEY	SO-2	10.32m	33-10¼	2/6	10	1.24	11.24
▶ TJ	9	Cathleen GREEN	FR-1	10.08m	33-1	2/6	6	0.62	6.62
▶ TJ	11	Allison VOGELIEN	JR-3	10.00m	32-9¼	1/16	4	0.50	4.50
▶ TJ	17	Jacquelyn ST. JOHN	FR-1	9.16m	30-¾	2/6	0.7	0.00	0.70
▶ TJ	18	Christine BAUMEISTER	FR-1	8.73m	28-7¼	1/23	0.6	0.00	0.60
▶ SP	13	Brytnee PARRIS	FR-1	9.70m	31-10	1/16	2	0.12	2.12
▶ SP	17	Briana DELBENE	FR-1	9.20m	30-2¼	2/6	0.7	0.00	0.70
▶ WT	7	Briana DELBENE	FR-1	11.87m	38-11½	2/6	8	0.60	8.60
▶ WT	10	Brytnee PARRIS	FR-1	9.22m	30-3	1/16	5	0.00	5.00

Team Total 128.40



2010 Indoor, Week #2

Only those regionally ranked in top 20 are shown

WOMEN - East

7

Adelphi

Northeast-10 Conference

unch

62

Event	Rank	Athlete	Yr	Mark	Date	Pl. Pts.	Bonus	TOTAL
▶ 400m	11	Monica MARTINEZ	FR-1	1:01.77	2/5	4	0.36	4.36
▶ 800m	3	Danielle LYONS	JR-3	2:15.72	2/5	16	3.03	19.03
▶ 800m	4	Emily MOORE	SO-2	2:19.94	2/5	14	1.56	15.56
▶ Mile	5	Danielle LYONS	JR-3	5:13.73	1/22	12	1.68	13.68
▶ Mile	13	Gina CRISTALDI	FR-1	5:22.64	1/22	2	0.35	2.35
▶ Mile	20	Danielle MATTEO	SR-4	5:27.43	1/15	0.45	0.01	0.46
▶ 5000	3	Danielle MATTEO	SR-4	18:26.12	2/5	16	2.20	18.20
▶ H60m	11	Rosie VASSILATOS	FR-1	9.94	1/22	4	0.37	4.37
▶ 4x400	4	Martinez, Lyons, Moore, Vassilatos		4:09.99	2/5	14	2.80	16.80
▶ DMR	3	Maniguet, Martinez, Moore, Lyons		12:18.36	2/5	16	2.80	18.80
Team Total								114.25

8

Georgian Court

Central Atlantic Collegiate Conference

unch

Event	Rank	Athlete	Yr	Mark	Date	Pl. Pts.	Bonus	TOTAL	
▶ 60m	15	Lauren CALOREL	FR-1	8.34	1/23	0.9	0.07	0.97	
▶ 60m	18	Erin FRYE	FR-1	8.41	1/23	0.6	0.00	0.60	
▶ 400m	14	Justine ELARDO	FR-1	1:02.30	12/5	1	0.19	1.19	
▶ 400m	20	Erin FRYE	FR-1	1:03.61	12/5	0.45	0.00	0.45	
▶ H60m	7	Justine ELARDO	FR-1	9.42	12/5	8	1.49	9.49	
▶ HJ	2	Mary SANCILIO	FR-1	1.60m	5-3	1/23	18	2.54	20.54
▶ HJ	2	Lauren CALOREL	FR-1	1.60m	5-3	1/23	18	2.54	20.54
▶ TJ	16	Skye THOMPSON	FR-1	9.65m	31-8	12/5	0.8	0.04	0.84
▶ SP	5	Kiara THOMPSON	SO-2	11.72m	38-5½	1/23	12	1.72	13.72
▶ SP	7	Alyssa HUDGINS	FR-1	11.44m	37-6½	1/23	8	1.40	9.40
▶ SP	20	Deeann KEENE	FR-1	8.46m	27-9¼	12/5	0.45	0.00	0.45
Team Total								78.49	

9

Bentley

Northeast-10 Conference

unch

Event	Rank	Athlete	Yr	Mark	Date	Pl. Pts.	Bonus	TOTAL	
▶ 60m	17	Kasey CONWAY	SR-4	8.37	12/12	0.7	0.00	0.70	
▶ 400m	8	Amy VARSELL	FR-1	1:00.46	12/5	7	0.98	7.98	
▶ 400m	19	Melissa KIMBALL	FR-1	1:03.45	12/5	0.5	0.00	0.50	
▶ 800m	7	Caitlin FAHEY	FR-1	2:21.33	2/5	8	1.17	9.17	
▶ 800m	13	Amy VARSELL	FR-1	2:25.37	2/5	2	0.21	2.21	
▶ 800m	18	Melissa KIMBALL	FR-1	2:27.80	1/29	0.6	0.00	0.60	
▶ Mile	15	Barbara POWELL	SR-4	5:24.34	12/5	0.9	0.23	1.13	
▶ 5000	11	Lauren LESNIAK	JR-3	19:16.09	12/12	4	0.42	4.42	
▶ H60m	15	Corinne FLIEGER	JR-3	10.22	1/24	0.9	0.02	0.92	
▶ 4x400	6	Crowley, VanDam, Kennedy, Varsell		4:23.17	12/5	10	1.95	11.95	
▶ LJ	14	Keisha JOHNSON	SO-2	4.87m	15-11¼	12/12	1	0.15	1.15
▶ LJ	19	Andrea CROWLEY	FR-1	4.71m	15-5¼	12/5	0.5	0.00	0.50
▶ TJ	3	Keisha JOHNSON	SO-2	10.63m	34-10¼	1/29	16	2.17	18.17
Team Total								62.34	

10

Assumption

Northeast-10 Conference

unch

Event	Rank	Athlete	Yr	Mark	Date	Pl. Pts.	Bonus	TOTAL	
▶ 800m	8	Molly KESSLER	FR-1	2:22.69	1/29	7	0.78	7.78	
▶ H60m	10	Liliana JORGE	FR-1	9.88	2/6	5	0.45	5.45	
▶ 4x400	8	Chirichetti, Penta, Paulin, Jorge		4:56.41	1/29	7	0.14	7.14	
▶ HJ	12	Caitlin PAULIN	FR-1	1.41m	4-7¼	1/23	3	0.54	3.54
▶ SP	14	Emily CARR	SO-2	9.58m	31-5¼	2/6	1	0.05	1.05
▶ SP	19	Shauna DICECCA	SR-4	9.10m	29-10¼	1/29	0.5	0.00	0.50
Team Total								26.43	

11

St. Thomas Aquinas

East Coast Conference

unch


Event	Rank	Athlete	Yr	Mark	Date	Pl. Pts.	Bonus	TOTAL	
▶ H60m	19	Kelsey SCARDERA	FR-1	10.46	12/5	0.5	0.00	0.50	
▶ DMR	6	Callagy, Gibson, Brevogel, Klinger		13:52.95	1/22	10	0.00	10.00	
▶ SP	8	Jeanette GIBSON	SR-4	10.96m	35-11¼	1/29	7	0.89	7.89
Team Total								18.44	




2010 Indoor, Week #2

Only those regionally ranked in top 20 are shown


WOMEN - East

12  **Molloy** **unch**
 East Coast Conference [Yellow Box]

Event	Rank	Athlete	Yr	Mark	Date	Pl. Pts.	Bonus	TOTAL	
▶ LJ	20	Ariel WHARRY	FR-1	4.67m	15-4	1/8	0.45	0.00	0.45
▶ TJ	5	Cassandra BEGGEN	FR-1	10.34m	33-11¼	1/8	12	1.29	13.29
▶ SP	15	Christina IMBERT	FR-1	9.47m	31-1	1/8	0.9	0.00	0.90
Team Total								14.64	

13  **Mercy** **unch**
 East Coast Conference [Yellow Box]

Event	Rank	Athlete	Yr	Mark	Date	Pl. Pts.	Bonus	TOTAL	
▶ LJ	14	Sasha ATKINS	SR-4	4.87m	15-11¼	12/4	1	0.15	1.15
▶ SP	12	Sasha ATKINS	SR-4	10.09m	33-1¼	12/4	3	0.34	3.34
Team Total								4.49	

14  **Queens (N.Y.)** **unch**
 East Coast Conference [Yellow Box]

Event	Rank	Athlete	Yr	Mark	Date	Pl. Pts.	Bonus	TOTAL	
▶ 60m	16	Nedinma JIBUIKE-BLOUNT	FR-1	8.35	2/7	0.8	0.04	0.84	
▶ 5000	17	Indira AVILA	SO-2	19:54.19	1/16	0.7	0.00	0.70	
▶ 5000	20	Stephanie PERE	SO-2	20:15.26	2/7	0.45	0.00	0.45	
▶ SP	18	Daniela FUSCHETTO	SO-2	9.17m	30-1	1/16	0.6	0.00	0.60
Team Total								2.89	



2010 Indoor, Week #2

Only those regionally ranked in top 20 are shown

WOMEN - Midwest

Grand Valley State

Great Lakes Intercollegiate Athletic Conference

unch

2

Event	Rank	Athlete	Yr	Mark	Date	Pl. Pts.	Bonus	TOTAL
▶ 60m	2	Serena BLACK	SO-2	7.80	12/17	18	3.13	21.13
▶ 60m	3	Candice WHEAT	SR-4	7.88	2/5	16	2.03	18.03
▶ 60m	20	Kayla VALLAR	JR-3	8.11	1/15	0.45	0.00	0.45
▶ 200m	2	Candice WHEAT	SR-4	25.49	1/7	18	2.51	20.51
▶ 200m	4	Kayla VALLAR	JR-3	25.72	2/5	14	1.65	15.65
▶ 200m	10	Serena BLACK	SO-2	25.97	12/17	5	0.95	5.95
▶ 200m	13	Chanelle CALDWELL	SO-2	26.08	1/15	2	0.68	2.68
▶ 400m	2	Kayla VALLAR	JR-3	55.88	1/29	18	3.94	21.94
▶ 400m	3	Chanelle CALDWELL	SO-2	56.58	1/29	16	3.10	19.10
▶ 400m	5	Candice WHEAT	SR-4	58.00	1/22	12	1.76	13.76
▶ 400m	8	Kirsten NOZIME	SR-4	59.44	1/29	7	0.67	7.67
▶ 400m	10	Stephanie OSTRENGA	SR-4	59.69	1/29	5	0.49	5.49
▶ 400m	13	Danielle FONSECA	SR-4	1:00.05	1/22	2	0.23	2.23
▶ 400m	20	Adrienne CHANDLER	JR-3	1:00.61	12/17	0.45	0.03	0.48
▶ 800m	1	Chanelle CALDWELL	SO-2	2:13.56	2/5	20	2.91	22.91
▶ 800m	2	Monica KINNEY	SO-2	2:14.09	1/22	18	2.53	20.53
▶ 800m	5	Lauren BERGSTROM	SR-4	2:14.83	1/22	12	2.01	14.01
▶ 800m	8	Karie MCDONALD	SO-2	2:16.14	1/22	7	1.19	8.19
▶ 800m	11	Ashley BOTHAM	FR-1	2:17.45	1/22	4	0.59	4.59
▶ 800m	12	Kaleigh CARLSON	FR-1	2:18.14	1/22	3	0.42	3.42
▶ 800m	16	Stephanie OSTRENGA	SR-4	2:18.77	1/22	0.8	0.28	1.08
▶ 800m	17	Katie ALFREDSON	SR-4	2:19.49	1/22	0.7	0.11	0.81
▶ 800m	19	Lori BURGESS	JR-3	2:20.37	1/22	0.5	0.00	0.50
▶ Mile	2	Karie MCDONALD	SO-2	4:57.31	1/29	18	3.13	21.13
▶ Mile	4	Lauren BERGSTROM	SR-4	5:01.76	1/29	14	1.82	15.82
▶ Mile	6	Julia NOWAK	FR-1	5:03.67	1/29	10	1.27	11.27
▶ Mile	8	Ashley BOTHAM	FR-1	5:04.96	1/29	7	1.01	8.01
▶ Mile	9	Shaylee VANDERBAAN	SO-2	5:06.60	1/29	6	0.70	6.70
▶ Mile	10	Megan MACERATINI	JR-3	5:06.92	1/29	5	0.64	5.64
▶ Mile	12	Amy KOLIN	JR-3	5:08.05	1/29	3	0.43	3.43
▶ Mile	15	Kaleigh CARLSON	FR-1	5:09.72	1/29	0.9	0.28	1.18
▶ Mile	18	Lynsey ARDINGO	SR-4	5:11.10	1/29	0.6	0.15	0.75
▶ Mile	20	Jessie VICKERS	SO-2	5:12.18	1/29	0.45	0.05	0.50
▶ 5000	1	Monica KINNEY	SO-2	17:10.19	12/17	20	3.41	23.41
▶ 5000	3	Eileen CREUTZ	JR-3	17:25.58	12/17	16	2.41	18.41
▶ 5000	4	Amy KOLIN	JR-3	17:28.20	12/17	14	2.24	16.24
▶ 5000	5	Jessie VICKERS	SO-2	17:32.39	12/17	12	1.97	13.97
▶ 5000	6	Lynsey ARDINGO	SR-4	17:44.53	12/17	10	1.39	11.39
▶ 5000	8	Karie MCDONALD	SO-2	17:49.03	12/17	7	1.20	8.20
▶ 5000	9	Theresa WOLTER	FR-1	17:57.26	12/17	6	0.86	6.86
▶ 5000	10	Sara PARKS	SO-2	18:09.73	12/17	5	0.56	5.56
▶ H60m	2	Candice WHEAT	SR-4	8.63	2/5	18	4.17	22.17

▶ H60m	3	Jade HULL	SO-2	8.89	1/29	16	2.41	18.41	
▶ H60m	5	Danielle FONSECA	SR-4	9.02	2/5	12	1.65	13.65	
▶ H60m	6	Amber TRINER	JR-3	9.21	1/15	10	0.85	10.85	
▶ H60m	8	Jocelyn KUKSA	SO-2	9.23	2/5	7	0.76	7.76	
▶ H60m	10	Kirsten NOZIME	SR-4	9.33	12/17	5	0.37	5.37	
▶ H60m	20	Katelyn PITTMAN	SO-2	9.64	1/22	0.45	0.00	0.45	
▶ 4x400	1	Caldwell, Vallar, Hull, Wheat		3:49.12	1/29	20	5.04	25.04	
▶ DMR	1	Bergstrom, Vallar, Botham, McDonald		11:49.90	2/5	20	4.67	24.67	
▶ HJ	2	Maegan DOYEN	SR-4	1.72m	5-7½	1/15	18	2.50	20.50
▶ HJ	6	Jennifer FULLER	FR-1	1.67m	5-5¾	1/7	10	1.42	11.42
▶ PV	2	Jocelyn KUKSA	SO-2	3.75m	12-3½	1/15	18	3.44	21.44
▶ PV	4	Christi KETTELHUT	SR-4	3.60m	11-9¾	1/15	14	2.27	16.27
▶ PV	4	Emily MCKERCHIE	SO-2	3.60m	11-9¾	1/22	14	2.27	16.27
▶ PV	9	Amy REYNOLDS	FR-1	3.30m	10-10	1/22	6	0.64	6.64
▶ LJ	19	Jocelyn KUKSA	SO-2	5.02m	16-5¾	2/5	0.5	0.00	0.50
▶ SP	2	Lauren BURESH	SO-2	14.14m	46-4¾	12/17	18	3.11	21.11
▶ SP	4	Emily FOX	SR-4	13.63m	44-8¾	2/5	14	2.03	16.03
▶ SP	5	Sam LOCKHART	FR-1	13.62m	44-8¾	1/15	12	2.01	14.01
▶ WT	3	Liz MURPHY	FR-1	17.93m	58-10	1/15	16	2.50	18.50
▶ WT	13	Jamie SMITH	FR-1	15.33m	50-3¾	1/29	2	0.12	2.12
▶ WT	15	Lauren BURESH	SO-2	15.21m	49-11	1/15	0.9	0.05	0.95
▶ WT	16	Katelyn FOX	FR-1	14.94m	49-¾	1/15	0.8	0.00	0.80
▶ PENT	5	Jennifer FULLER	FR-1	3,007	1/7	12	1.67	13.67	
▶ PENT	7	Jocelyn KUKSA	SO-2	2,912	2/5	8	1.10	9.10	
▶ PENT	9	Stephanie MCCARTHY	SR-4	2,827	12/17	6	0.69	6.69	
▶ PENT	15	Kristen PATCHEL	FR-1	2,597	12/17	0.9	0.00	0.90	
▶ PENT	19	Emily MCKERCHIE	SO-2	2,436	1/7	0.5	0.00	0.50	

Team Total 738.43



2010 Indoor, Week #2

Only those regionally ranked in top 20 are shown

WOMEN - Midwest

2



Ashland

Great Lakes Intercollegiate Athletic Conference 4

unch

Event	Rank	Athlete	Yr	Mark	Date	Pl. Pts.	Bonus	TOTAL	
▶ 60m	15	Karissa DALESSANDRO	FR-1	8.05	12/4	0.9	0.26	1.16	
▶ 60m	17	Yvonne HENRY	FR-1	8.07	1/29	0.7	0.18	0.88	
▶ 200m	20	Karissa DALESSANDRO	FR-1	26.55	1/22	0.45	0.03	0.48	
▶ 400m	1	Steph TINNEY	JR-3	55.87	1/29	20	3.96	23.96	
▶ 800m	4	Steph TINNEY	JR-3	2:14.69	2/5	14	2.11	16.11	
▶ Mile	13	Stephanie STOFFEL	FR-1	5:09.23	1/29	2	0.32	2.32	
▶ Mile	17	Leah ALLEN	JR-3	5:10.69	1/29	0.7	0.19	0.89	
▶ 5000	12	Abbie SELHORST	SO-2	18:18.78	1/29	3	0.37	3.37	
▶ 5000	20	Bryn WINTERS	SR-4	18:54.12	1/29	0.45	0.00	0.45	
▶ H60m	4	Karissa DALESSANDRO	FR-1	9.01	12/11	14	1.69	15.69	
▶ H60m	14	Lisa ROTH	JR-3	9.42	2/5	1	0.19	1.19	
▶ H60m	15	Kendra BASSITT	FR-1	9.46	1/22	0.9	0.11	1.01	
▶ 4x400	3	Roth, Carrier, Trucco, Tinney		3:57.71	12/11	16	2.85	18.85	
▶ DMR	4	Allen, Dalessandro, Tinney, Stoffel		12:12.13	2/5	14	2.76	16.76	
▶ HJ	1	Abby KACSANDI	JR-3	1.78m	5-10	12/11	20	4.14	24.14
▶ HJ	8	Lauren PIPER	FR-1	1.64m	5-4½	12/11	7	0.87	7.87
▶ LJ	3	Lisa ROTH	JR-3	5.46m	17-11	2/5	16	2.86	18.86
▶ LJ	6	Cheryl BOURNE	SO-2	5.27m	17-3½	12/4	10	1.14	11.14
▶ LJ	7	Ana KIDDER	SO-2	5.26m	17-3¼	1/22	8	1.06	9.06
▶ LJ	11	Abby KACSANDI	JR-3	5.18m	17-0	1/22	4	0.49	4.49
▶ LJ	18	Lauren PIPER	FR-1	5.04m	16-6½	12/4	0.6	0.00	0.60
▶ TJ	2	Abby KACSANDI	JR-3	11.04m	36-2¾	1/29	18	3.58	21.58
▶ TJ	5	Cheryl BOURNE	SO-2	10.68m	35-½	1/29	12	1.66	13.66
▶ TJ	13	Lisa ROTH	JR-3	10.20m	33-5¼	12/4	2	0.21	2.21
▶ SP	1	Kelly ASH	SO-2	14.69m	48-2½	1/29	20	4.28	24.28
▶ SP	7	Tara COOPER	JR-3	13.09m	42-11¼	1/29	8	1.22	9.22
▶ SP	14	Abby KACSANDI	JR-3	11.74m	38-6¼	2/5	1	0.09	1.09
▶ WT	1	Tara COOPER	JR-3	18.42m	60-5¼	1/22	20	3.37	23.37
▶ WT	2	Kelly ASH	SO-2	18.29m	60-¼	2/5	18	3.13	21.13
▶ WT	10	Katie SOPHER	JR-3	16.34m	53-7¼	1/22	5	0.78	5.78
▶ WT	14	Carrie LAUBENDER	JR-3	15.29m	50-2	12/11	1	0.10	1.10
▶ PENT	1	Lisa ROTH	JR-3	3,510	2/5	20	5.71	25.71	
▶ PENT	2	Abby KACSANDI	JR-3	3,214	2/5	18	3.18	21.18	
▶ PENT	4	Cheryl BOURNE	SO-2	3,010	2/5	14	1.68	15.68	
▶ PENT	6	Kendra BASSITT	FR-1	2,942	2/5	10	1.28	11.28	

Team Total

380.17

3



Hillsdale

Great Lakes Intercollegiate Athletic Conference 37

unch

Event	Rank	Athlete	Yr	Mark	Date	Pl. Pts.	Bonus	TOTAL	
▶ 60m	1	Cathryn HUMPHRIES	FR-1	7.78	1/30	20	3.40	23.40	
▶ 60m	5	Jazmin WILLIAMS	SR-4	7.94	1/30	12	1.23	13.23	
▶ 60m	10	Circe CANSINO	JR-3	7.97	2/5	5	0.88	5.88	
▶ 60m	13	Kayla CALDWELL	FR-1	8.00	12/4	2	0.61	2.61	
▶ 60m	14	Erin BENJAMIN	FR-1	8.03	12/4	1	0.35	1.35	
▶ 60m	17	Marta SCHEIWE	JR-3	8.07	1/16	0.7	0.18	0.88	
▶ 200m	3	Jazmin WILLIAMS	SR-4	25.53	1/30	16	2.35	18.35	
▶ 200m	6	Cathryn HUMPHRIES	FR-1	25.83	1/23	10	1.29	11.29	
▶ 200m	11	Marta SCHEIWE	JR-3	26.02	2/5	4	0.82	4.82	
▶ 400m	4	Jazmin WILLIAMS	SR-4	57.76	2/5	14	1.94	15.94	
▶ 400m	9	Marta SCHEIWE	JR-3	59.66	1/23	6	0.51	6.51	
▶ 400m	12	Erin BENJAMIN	FR-1	1:00.01	1/30	3	0.26	3.26	
▶ 400m	14	Circe CANSINO	JR-3	1:00.09	2/5	1	0.22	1.22	
▶ 400m	19	Chelsea WACKERNAGEL	JR-3	1:00.55	2/5	0.5	0.05	0.55	
▶ 800m	7	Jennifer SHAFFER	SO-2	2:16.11	2/5	8	1.21	9.21	
▶ Mile	14	Erin BRUNKO	JR-3	5:09.59	12/4	1	0.29	1.29	
▶ Mile	19	Erin CVENGROS	SR-4	5:11.41	2/5	0.5	0.12	0.62	
▶ 5000	11	Ashley QUICK	JR-3	18:17.91	1/16	4	0.39	4.39	
▶ 5000	19	Melissa TENKATE	SO-2	18:40.85	1/30	0.5	0.00	0.50	
▶ H60m	17	Kathryn HUNT	SR-4	9.49	12/4	0.7	0.05	0.75	
▶ 4x400	5	Williams, Benjamin, Wackernagel, Scheiwe		3:58.99	1/30	12	2.53	14.53	
▶ DMR	5	Brunko, Caywood, Shaffer, Cvengros		12:26.05	2/5	12	1.87	13.87	
▶ HJ	14	Adrianna YANCHO	FR-1	1.58m	5-2¼	2/5	1	0.15	1.15
▶ HJ	18	Clara LEUTHEUSER	SO-2	1.57m	5-1¼	1/30	0.6	0.05	0.65
▶ PV	1	Kayla CALDWELL	FR-1	3.81m	12-6	1/23	20	3.90	23.90
▶ PV	3	Chelsea WACKERNAGEL	JR-3	3.61m	11-10	1/23	16	2.35	18.35
▶ LJ	2	Circe CANSINO	JR-3	5.54m	18-2¼	1/30	18	3.80	21.80
▶ LJ	4	Kathryn HUNT	SR-4	5.35m	17-6¼	1/23	14	1.78	15.78
▶ LJ	9	Nichole YANCHO	SO-2	5.23m	17-2	1/23	6	0.82	6.82
▶ TJ	3	Kelsey SCHULER	JR-3	10.80m	35-5¼	1/23	16	2.28	18.28
▶ TJ	18	Becky CAYWOOD	FR-1	10.05m	32-11¼	2/5	0.6	0.00	0.60
▶ TJ	19	Sara SEELAND	FR-1	9.94m	32-7¼	1/30	0.5	0.00	0.50
▶ SP	11	Kathy DIRKSEN	SO-2	12.15m	39-10¼	2/5	4	0.41	4.41
▶ SP	20	Gwen BUCHHOP	JR-3	11.23m	36-10¼	1/30	0.45	0.00	0.45
▶ WT	6	Kathy DIRKSEN	SO-2	17.18m	56-4¼	1/16	10	1.48	11.48
▶ WT	9	Anna LEUTHEUSER	SR-4	16.75m	54-11¼	12/4	6	1.04	7.04
▶ WT	19	Catherine NASS	FR-1	14.65m	48-¾	2/5	0.5	0.00	0.50
▶ PENT	8	Kathryn HUNT	SR-4	2,890	2/5	7	0.97	7.97	

Team Total

296.65

**2010 Indoor, Week #2**

Only those regionally ranked in top 20 are shown

WOMEN - Midwest**4****Lewis**

Great Lakes Valley Conference

unch**38**

Event	Rank	Athlete	Yr	Mark	Date	Pl. Pts.	Bonus	TOTAL	
▶ 60m	4	Ashley BUTLER	SR-4	7.92	1/16	14	1.50	15.50	
▶ 60m	5	Kayla MURPHY	SO-2	7.94	1/16	12	1.23	13.23	
▶ 200m	7	Kayla MURPHY	SO-2	25.87	2/5	8	1.19	9.19	
▶ 200m	12	Kamille FERGUSON	FR-1	26.04	1/30	3	0.78	3.78	
▶ 200m	14	Ashley BUTLER	SR-4	26.31	2/5	1	0.32	1.32	
▶ 200m	18	Michelle RUFF	SR-4	26.50	2/5	0.6	0.09	0.69	
▶ 400m	15	Christine KUSTRA	SR-4	1:00.15	2/5	0.9	0.20	1.10	
▶ 800m	6	Julie JARRETT	SO-2	2:15.77	1/16	10	1.37	11.37	
▶ 800m	10	Kathryn HAGUE	JR-3	2:16.85	1/16	5	0.87	5.87	
▶ Mile	5	Kathryn HAGUE	JR-3	5:03.45	1/30	12	1.33	13.33	
▶ Mile	7	Julie JARRETT	SO-2	5:04.09	2/5	8	1.18	9.18	
▶ 5000	2	Kathryn HAGUE	JR-3	17:15.49	12/17	18	3.06	21.06	
▶ 5000	15	Amanda PORTER	FR-1	18:27.88	2/5	0.9	0.19	1.09	
▶ 5000	17	Amy CLAWSON	FR-1	18:32.48	1/30	0.7	0.10	0.80	
▶ H60m	9	Christine KUSTRA	SR-4	9.31	1/30	6	0.44	6.44	
▶ 4x400	7	Kustra, Jarrett, Hague, Ferguson		4:05.81	1/30	8	1.35	9.35	
▶ DMR	3	Jarrett, Ruff, Kustra, Hague		12:08.84	2/5	16	3.03	19.03	
▶ HJ	5	Samantha LINCK	JR-3	1.68m	5-6	12	1.61	13.61	
▶ PV	15	Kayla MURPHY	SO-2	3.05m	10-0	0.9	0.00	0.90	
▶ LJ	1	Ashley BUTLER	SR-4	5.55m	18-2½	20	3.92	23.92	
▶ LJ	8	Christine KUSTRA	SR-4	5.25m	17-2¾	7	0.98	7.98	
▶ TJ	4	Kelsey BOLAND	JR-3	10.75m	35-3¾	2/5	14	2.02	16.02
▶ TJ	10	Karissa HOFFMAN	SO-2	10.31m	33-10	5	0.41	5.41	
▶ PENT	14	Sarah SIELISCH	SO-2	2,630	12/17	1	0.08	1.08	

Team Total**213.51****5****Northern Michigan**

Great Lakes Intercollegiate Athletic Conference

▲ 2**53**

Event	Rank	Athlete	Yr	Mark	Date	Pl. Pts.	Bonus	TOTAL	
▶ 60m	5	Catherine ANGELI	SO-2	7.94	2/5	12	1.23	13.23	
▶ 60m	11	Brittnee BALBIERZ	JR-3	7.99	2/5	4	0.70	4.70	
▶ 60m	19	Alyssa ERSPAMER	FR-1	8.09	2/5	0.5	0.09	0.59	
▶ 200m	9	Catherine ANGELI	SO-2	25.92	2/5	6	1.07	7.07	
▶ 200m	15	Brittnee BALBIERZ	JR-3	26.37	2/5	0.9	0.24	1.14	
▶ 800m	13	Maegan HENDERSHOT	SR-4	2:18.27	2/5	2	0.39	2.39	
▶ H60m	11	Bailey FRANKLIN	SO-2	9.36	2/5	4	0.31	4.31	
▶ H60m	13	Melissa CHRISTENSEN	SO-2	9.41	1/23	2	0.21	2.21	
▶ HJ	10	Bailey FRANKLIN	SO-2	1.63m	5-4¾	5	0.68	5.68	
▶ HJ	13	Kayleigh COULSON	FR-1	1.60m	5-3	2	0.34	2.34	
▶ HJ	14	Brooke GRANQUIST	FR-1	1.58m	5-2¼	2/5	1	0.15	1.15
▶ PV	13	Karin DIEBOLD	SR-4	3.10m	10-2	2	0.09	2.09	
▶ LJ	5	Bailey FRANKLIN	SO-2	5.31m	17-5¼	12	1.46	13.46	
▶ LJ	12	Melissa CHRISTENSEN	SO-2	5.17m	16-11¾	2/5	3	0.45	3.45
▶ TJ	1	Bailey FRANKLIN	SO-2	11.27m	36-11¾	2/5	20	4.82	24.82
▶ TJ	11	Melissa CHRISTENSEN	SO-2	10.26m	33-8	12/5	4	0.32	4.32
▶ TJ	20	Mariah BEAMAN	FR-1	9.89m	32-5½	1/23	0.45	0.00	0.45
▶ SP	17	Mariah BEAMAN	FR-1	11.40m	37-5	1/16	0.7	0.00	0.70
▶ WT	5	Krista SQUIERS	SR-4	17.29m	56-8¾	12/5	12	1.61	13.61
▶ PENT	3	Bailey FRANKLIN	SO-2	3,136	2/5	16	2.51	18.51	
▶ PENT	10	Brooke GRANQUIST	FR-1	2,807	2/5	5	0.63	5.63	
▶ PENT	11	Melissa CHRISTENSEN	SO-2	2,685	2/5	4	0.25	4.25	

Team Total**137.39**



2010 Indoor, Week #2

Only those regionally ranked in top 20 are shown

WOMEN - Midwest

6



Findlay

Great Lakes Intercollegiate Athletic Conference

▼ 1

27

Event	Rank	Athlete	Yr	Mark	Date	Pl. Pts.	Bonus	TOTAL	
▶ 60m	9	Raven CLAY	SO-2	7.96	1/29	6	0.97	6.97	
▶ 200m	16	Raven CLAY	SO-2	26.48	12/4	0.8	0.11	0.91	
▶ 400m	11	Jhazmyn ANDERSON	FR-1	59.96	12/4	4	0.29	4.29	
▶ 800m	3	Stephanie CHARNIGO	SR-4	2:14.34	2/5	16	2.36	18.36	
▶ 800m	9	Lindsey SCHMITMEYER	JR-3	2:16.66	1/29	6	0.95	6.95	
▶ H60m	1	Raven CLAY	SO-2	8.43	2/5	20	5.59	25.59	
▶ H60m	12	Danae ROCKWELL	FR-1	9.37	1/29	3	0.29	3.29	
▶ 4x400	4	Charnigo, Clay, Anderson, Schmitmeyer		3:57.89	2/5	14	2.80	16.80	
▶ DMR	8	McHenry, Anderson, Sterling, Calvelage		12:53.66	1/29	7	0.42	7.42	
▶ HJ	14	Brittany THOMAS	FR-1	1.58m	5-2½	2/5	1	0.15	1.15
▶ PV	7	Kelly BEAMER	SR-4	3.40m	11-1½	2/5	8	1.14	9.14
▶ PV	15	Erin WRIGHT	SR-4	3.05m	10-0	12/4	0.9	0.00	0.90
▶ WT	4	Randi DEPP	JR-3	17.52m	57-5½	2/5	14	1.89	15.89
▶ WT	12	Ashley JENNINGS	SR-4	15.87m	52-1	2/5	3	0.47	3.47
▶ PENT	18	Amy PAJIC	SO-2	2,443	2/5	0.6	0.00	0.60	

Team Total 123.44

7



Missouri S&T

Great Lakes Valley Conference

▲ 3

46

Event	Rank	Athlete	Yr	Mark	Date	Pl. Pts.	Bonus	TOTAL	
▶ 60m	8	Hillary GRIFFITH	SR-4	7.95	2/6	7	1.10	8.10	
▶ 200m	8	Aubrey MOORE	JR-3	25.89	1/22	7	1.14	8.14	
▶ 200m	16	Hillary GRIFFITH	SR-4	26.48	2/6	0.8	0.11	0.91	
▶ 400m	6	Aubrey MOORE	JR-3	58.49	1/22	10	1.38	11.38	
▶ 4x400	6	Moore, Updyke, Crutcher, Osborne		4:04.03	1/22	10	1.63	11.63	
▶ HJ	4	Tamara MCCASKILL	SR-4	1.71m	5-7½	2/6	14	2.23	16.23
▶ LJ	10	Sarah STACH	JR-3	5.19m	17-½	2/6	5	0.53	5.53
▶ LJ	17	Lindsay CRUTCHER	SO-2	5.07m	16-7¾	2/6	0.7	0.04	0.74
▶ LJ	20	Sadye WICHMANN	SO-2	5.01m	16-5¼	12/4	0.45	0.00	0.45
▶ TJ	6	Sadye WICHMANN	SO-2	10.56m	34-7¾	1/29	10	1.22	11.22
▶ TJ	7	Sarah STACH	JR-3	10.53m	34-6¾	2/6	8	1.11	9.11
▶ TJ	16	Samantha WERMAGER	FR-1	10.17m	33-4¾	2/6	0.8	0.15	0.95
▶ TJ	17	Lisa BARRETT	FR-1	10.12m	33-2¾	2/6	0.7	0.06	0.76

Team Total 85.74

8



Ferris State

Great Lakes Intercollegiate Athletic Conference

▲ 3

48

Event	Rank	Athlete	Yr	Mark	Date	Pl. Pts.	Bonus	TOTAL	
▶ 800m	14	Alyssa OSIKA	FR-1	2:18.60	2/5	1	0.31	1.31	
▶ Mile	3	Christina MUIR	JR-3	5:00.72	1/22	16	2.12	18.12	
▶ Mile	11	Alyssa OSIKA	FR-1	5:07.69	1/22	4	0.50	4.50	
▶ Mile	16	Shelby JANUTOL	FR-1	5:10.47	2/5	0.8	0.21	1.01	
▶ H60m	7	Emily CROSS	SR-4	9.22	1/29	8	0.81	8.81	
▶ 4x400	12	Janutol, Osika, McGuire, Creed		4:21.12	1/29	3	0.00	3.00	
▶ DMR	2	Janutol, Kaufman, Osika, Muir		12:03.62	2/5	18	3.48	21.48	
▶ HJ	11	Emily CROSS	SR-4	1.62m	5-3¾	1/22	4	0.53	4.53
▶ PV	15	Jessica SCHEWE	SO-2	3.05m	10-0	1/29	0.9	0.00	0.90

Team Total 64.40

9



Indianapolis

Great Lakes Valley Conference

▼ 1

66

Event	Rank	Athlete	Yr	Mark	Date	Pl. Pts.	Bonus	TOTAL	
▶ 60m	16	Valerie WAGNER	FR-1	8.06	1/23	0.8	0.22	1.02	
▶ 200m	5	Kierra ALLEN	SO-2	25.77	1/30	12	1.46	13.46	
▶ 200m	18	Deltarae MARTIN	SO-2	26.50	1/30	0.6	0.09	0.69	
▶ 4x400	2	McGregor, Martin, Miller, Allen		3:57.56	1/30	18	2.88	20.88	
▶ DMR	11	Riggins, Kennedy, Raypole, Houvener		13:50.16	1/30	4	0.00	4.00	
▶ LJ	13	Rachal ROBERTSON	SO-2	5.12m	16-9¼	1/30	2	0.25	2.25
▶ LJ	14	Valerie WAGNER	FR-1	5.11m	16-9¼	12/12	1	0.21	1.21
▶ SP	10	Kathleen WATSON	FR-1	12.23m	40-1½	1/30	5	0.47	5.47
▶ SP	12	Courtney KUZMICZ	SR-4	11.99m	39-4	1/23	3	0.28	3.28
▶ SP	15	Caitlin GANNAWAY	FR-1	11.52m	37-9¾	1/30	0.9	0.00	0.90
▶ WT	11	Courtney KUZMICZ	SR-4	16.12m	52-10¾	12/12	4	0.64	4.64
▶ WT	18	Amanda HOZAN	JR-3	14.66m	48-1¼	12/12	0.6	0.00	0.60


Team Total 60.60





2010 Indoor, Week #2


Only those regionally ranked in top 20 are shown


WOMEN - Midwest

10		 Saginaw Valley State		▼ 1					
		Great Lakes Intercollegiate Athletic Conference		69					
Event	Rank	Athlete	Yr	Mark	Date	Pl. Pts.	Bonus	TOTAL	
▶ 400m	18	Sarah KAWIECKI	SO-2	1:00.54	2/5	0.6	0.06	0.66	
▶ 5000	13	Katie SCOTT	SR-4	18:25.72	12/4	2	0.24	2.24	
▶ H60m	18	Samantha ROBERTS	SO-2	9.54	1/7	0.6	0.00	0.60	
▶ 4x400	8	Brooks, Kawiecki, Wright, Lang		4:10.71	2/5	7	0.60	7.60	
▶ DMR	9	Pittoors, Lang, Wright, Meyer		12:54.62	2/5	6	0.37	6.37	
▶ HJ	12	Tiffany NORTON	SO-2	1.61m	5-3¼	1/29	3	0.43	3.43
▶ HJ	18	Sara JONES	FR-1	1.57m	5-1¼	1/29	0.6	0.05	0.65
▶ PV	6	Elizabeth WILFORD	SO-2	3.50m	11-5¼	1/15	10	1.67	11.67
▶ PV	10	Stacey WESTPHAL	JR-3	3.23m	10-7	12/4	5	0.45	5.45
▶ PV	10	Violet WHITNEY	FR-1	3.23m	10-7	12/4	5	0.45	5.45
▶ PV	15	Kelly HENRIS	JR-3	3.05m	10-0	1/7	0.9	0.00	0.90
▶ PV	15	Amelia LEGAULT-STRANALY	FR-1	3.05m	10-0	1/15	0.9	0.00	0.90
▶ SP	13	Chelsea HENDERSON	FR-1	11.86m	38-11	2/5	2	0.18	2.18
▶ PENT	13	Elizabeth WILFORD	SO-2	2,640	12/4	2	0.11	2.11	
▶ PENT	16	Kelly HENRIS	JR-3	2,557	12/4	0.8	0.00	0.80	
▶ PENT	20	Chelsea HENDERSON	FR-1	2,412	1/7	0.45	0.00	0.45	
Team Total								53.88	

11		 Saint Joseph's (Ind.)		▲ 1					
		Great Lakes Valley Conference		34					
Event	Rank	Athlete	Yr	Mark	Date	Pl. Pts.	Bonus	TOTAL	
▶ 4x400	15	Merkel, Merkel, Lippold, Gallagher		4:31.03	1/15	0.9	0.00	0.90	
▶ HJ	2	Melissa BUCHE	JR-3	1.72m	5-7¼	1/15	18	2.50	20.50
▶ PV	13	Nicole THIEL	FR-1	3.10m	10-2	2/5	2	0.09	2.09
▶ LJ	15	Alicia ALLEN	FR-1	5.09m	16-8½	1/22	0.9	0.13	1.03
▶ TJ	9	Stephanie GALLAGHER	FR-1	10.40m	34-1½	1/15	6	0.64	6.64
▶ SP	6	Alexis DEJEAN	JR-3	13.12m	43-½	2/5	10	1.27	11.27
▶ SP	19	Alyssa KEPSHIRE	FR-1	11.29m	37-½	2/5	0.5	0.00	0.50
▶ WT	7	Alexis DEJEAN	JR-3	17.17m	56-4	1/30	8	1.47	9.47
Team Total								52.40	

12		 Tiffin		▼ 6					
		Great Lakes Intercollegiate Athletic Conference		59					
Event	Rank	Athlete	Yr	Mark	Date	Pl. Pts.	Bonus	TOTAL	
▶ 400m	16	Maria SHAW	SR-4	1:00.21	1/29	0.8	0.17	0.97	
▶ 800m	15	Rebecca MILLER	SO-2	2:18.61	1/22	0.9	0.31	1.21	
▶ 5000	16	Carly REESE	FR-1	18:28.43	12/11	0.8	0.18	0.98	
▶ H60m	18	Kayla ELLKS	FR-1	9.54	12/4	0.6	0.00	0.60	
▶ 4x400	10	Shaw, Brant, Kohler, Miller		4:15.29	1/22	5	0.08	5.08	
▶ DMR	7	Brant, Miller, Shaw, Reese		12:30.29	1/29	8	1.64	9.64	
▶ HJ	8	Megan GILL	JR-3	1.64m	5-4½	12/11	7	0.87	7.87
▶ SP	3	Ashley DEWITT	FR-1	13.74m	45-1	1/22	16	2.26	18.26
▶ SP	18	Cara ROACH	SR-4	11.35m	37-3	1/22	0.6	0.00	0.60
▶ WT	17	Rachel FITZWATER	JR-3	14.77m	48-5¼	1/29	0.7	0.00	0.70
▶ PENT	12	Kayla ELLKS	FR-1	2,642	12/11	3	0.12	3.12	
Team Total								50.04	

13		 Central State		▲ 1				
		Independent (DII)		77				
Event	Rank	Athlete	Yr	Mark	Date	Pl. Pts.	Bonus	TOTAL
▶ 60m	11	Kristie BAKER	SR-4	7.99	1/22	4	0.70	4.70
▶ 200m	1	Brittany BROWN	FR-1	25.34	2/5	20	3.08	23.08
▶ 400m	7	Brittany BROWN	FR-1	59.43	1/29	8	0.68	8.68
Team Total								36.46

14		 Bellarmine		▼ 1					
		Great Lakes Valley Conference		73					
Event	Rank	Athlete	Yr	Mark	Date	Pl. Pts.	Bonus	TOTAL	
▶ 800m	18	Carissa MARTIN	SO-2	2:19.64	1/30	0.6	0.08	0.68	
▶ 5000	18	Cristin SAMUELS	JR-3	18:40.06	2/6	0.6	0.00	0.60	
▶ 4x400	9	Echler, Lee, Wagner, Hamrick		4:13.78	2/6	6	0.19	6.19	
▶ DMR	6	Martin, Culberston, Love, Boyce		12:28.49	2/6	10	1.74	11.74	
▶ HJ	14	Hayden KELLEY	FR-1	1.58m	5-2¼	2/6	1	0.15	1.15
▶ PV	12	Erin DWENGER	FR-1	3.20m	10-6	1/30	3	0.37	3.37
▶ PV	15	Nicole HESS	SO-2	3.05m	10-0	1/23	0.9	0.00	0.90
▶ TJ	12	Remsing KING	FR-1	10.24m	33-7¼	2/6	3	0.28	3.28
▶ TJ	14	Gretchen LUSSI	FR-1	10.19m	33-5¼	2/6	1	0.19	1.19
▶ TJ	15	Elaine KUNTZ	FR-1	10.18m	33-4¼	1/30	0.9	0.17	1.07
Team Total								32.40	



2010 Indoor, Week #2

Only those regionally ranked in top 20 are shown

WOMEN - Midwest

15

Lake Superior State ▲ 1Great Lakes Intercollegiate Athletic Conference 81

Event	Rank	Athlete	Yr	Mark	Date	Pl. Pts.	Bonus	TOTAL
▶ H60m	15	Amber FATER	FR-1	9.46	1/23	0.9	0.11	1.01
▶ 4x400	13	Gallagher, Childs, Spires, Baril		4:25.06	1/29	2	0.00	2.00
▶ HJ	7	Katie WINIARSKI	SO-2	1.65m 5-5	1/29	8	1.05	9.05
▶ HJ	18	Taylor PATTON	JR-3	1.57m 5-1¾	1/29	0.6	0.05	0.65
▶ TJ	8	Taylor PATTON	JR-3	10.47m 34-4¾	1/29	7	0.89	7.89
▶ TJ	20	Katie WINIARSKI	SO-2	9.89m 32-5½	1/23	0.45	0.00	0.45
▶ SP	9	Jill WALTON	FR-1	13.06m 42-10¼	2/5	6	1.18	7.18
▶ SP	16	Laura LINDSEY	SO-2	11.42m 37-5¾	1/16	0.8	0.00	0.80
▶ WT	20	Jill WALTON	FR-1	14.60m 47-11	1/16	0.45	0.00	0.45

Team Total 30.69

16

Southern Indiana ▼ 1Great Lakes Valley Conference 41

Event	Rank	Athlete	Yr	Mark	Date	Pl. Pts.	Bonus	TOTAL
▶ Mile	1	Mary BALLINGER	SR-4	4:53.53	1/29	20	4.27	24.27
▶ DMR	10	Beard, Crick, Ballinger, Henderson		13:01.63	1/29	5	0.02	5.02

Team Total 29.89

17

Northwood (Mich.) unchGreat Lakes Intercollegiate Athletic Conference 60

Event	Rank	Athlete	Yr	Mark	Date	Pl. Pts.	Bonus	TOTAL
▶ 400m	17	Katherine SIMONSON	SO-2	1:00.51	1/16	0.7	0.07	0.77
▶ 4x400	14	Dobbin, Rhodes, Simonson, Hettinger		4:26.77	12/17	1	0.00	1.00
▶ DMR	12	Murdoch, Dobbin, Ohora, Lentz		13:53.36	2/5	3	0.00	3.00
▶ LJ	16	Amanda WATSON	FR-1	5.08m 16-8	1/23	0.8	0.09	0.89
▶ SP	7	Kristin CAMERON	SO-2	13.09m 42-11¼	2/5	8	1.22	9.22
▶ WT	8	Kristin CAMERON	SO-2	17.08m 56-½	1/16	7	1.35	8.35
▶ PENT	17	Heather RHODES	FR-1	2,449	2/5	0.7	0.00	0.70

Team Total 24.78

18

UW Parkside unchGreat Lakes Valley Conference 73

Event	Rank	Athlete	Yr	Mark	Date	Pl. Pts.	Bonus	TOTAL
▶ 800m	20	Whitney OLSON	JR-3	2:20.41	1/22	0.45	0.00	0.45
▶ 5000	7	Heidi ERTL	JR-3	17:48.63	1/22	8	1.22	9.22
▶ 4x400	11	Frederick, Olson, Smith, Watychowicz		4:15.74	2/5	4	0.04	4.04
▶ HJ	18	Charlotte SMITH	FR-1	1.57m 5-1¾	1/29	0.6	0.05	0.65
▶ PV	8	Melissa NILLES	JR-3	3.35m 10-11¼	2/5	7	0.87	7.87

Team Total 22.50

19

Northern Kentucky unchGreat Lakes Valley Conference 73

Event	Rank	Athlete	Yr	Mark	Date	Pl. Pts.	Bonus	TOTAL
▶ 5000	14	Jerrica MADDOX	SO-2	18:26.71	12/11	1	0.22	1.22

Team Total 1.22



2010 Indoor, Week #2

Only those regionally ranked in top 20 are shown

WOMEN - South

1				Ala.-Huntsville		1			
				Gulf South Conference		84			
Event	Rank	Athlete	Yr	Mark	Date	Pl. Pts.	Bonus	TOTAL	
▶ 60m	1	Latrice JOHNSON	SO-2	7.78	2/6	20	8.60	28.60	
▶ 60m	4	Rachel JOSEPH	SO-2	7.99	2/6	14	0.00	14.00	
▶ 60m	7	Kimaya JOHNSON	FR-1	8.09	2/6	8	0.00	8.00	
▶ 200m	2	Rebecca HILT	JR-3	26.20	1/22	18	3.20	21.20	
▶ 200m	4	Latrice JOHNSON	SO-2	26.37	2/6	14	2.70	16.70	
▶ 200m	5	Rachel JOSEPH	SO-2	26.63	1/22	12	1.96	13.96	
▶ 200m	8	Alex LOPEZ-ROGINA	SO-2	27.39	1/22	7	0.51	7.51	
▶ 200m	13	Kimaya JOHNSON	FR-1	28.33	1/22	2	0.00	2.00	
▶ 400m	1	Leah SPARKS	SO-2	58.62	2/6	20	5.05	25.05	
▶ 400m	2	Rebecca HILT	JR-3	58.64	1/22	18	5.02	23.02	
▶ 800m	1	Jeniffer CHERONO	JR-3	2:23.39	1/22	20	9.98	29.98	
▶ 800m	4	Gwen KYSER	SO-2	2:32.99	2/6	14	0.14	14.14	
▶ Mile	1	Jeniffer CHERONO	JR-3	5:18.69	2/6	20	9.77	29.77	
▶ 5000	1	Allyson PIERCE	FR-1	19:37.26	2/6	20	10.00	30.00	
▶ H60m	1	Kimaya JOHNSON	FR-1	9.18	2/6	20	4.82	24.82	
▶ H60m	5	Stacia WATTS	FR-1	10.84	2/6	12	1.80	13.80	
▶ H60m	6	Jacqueline LINTZENICH	FR-1	10.86	2/6	10	1.78	11.78	
▶ 4x400	2	Lopez-Rogina, Sparks, Nagle, Watts		4:08.28	1/22	18	7.13	25.13	
▶ DMR	1	Cherono, Lopez-Rogina, Ferry, Kyser		13:00.35	2/6	20	10.00	30.00	
▶ HJ	2	Nadia ARAIINEJAD	FR-1	1.55m	5-1	2/6	18	6.67	24.67
▶ HJ	3	Miranda BAUMAN	SO-2	1.50m	4-11	2/6	16	1.54	17.54
▶ PV	2	Julia NAGLE	JR-3	2.90m	9-6½	2/6	18	10.00	28.00
▶ SP	4	Nadia ARAIINEJAD	FR-1	9.71m	31-10½	2/6	14	2.74	16.74
▶ SP	8	Leah SPARKS	SO-2	8.53m	28-0	2/6	7	0.18	7.18
▶ WT	2	Nadia ARAIINEJAD	FR-1	8.38m	27-6	2/6	18	3.32	21.32
Team Total						484.89			


2				Clayton		1			
		Southern Intercollegiate Athletic Conference				1			
Event	Rank	Athlete	Yr	Mark	Date	Pl. Pts.	Bonus	TOTAL	
▶ 200m	1	Tanekka BROWN	SO-2	25.65	1/22	20	4.89	24.89	
▶ 200m	9	Candace FIELDS	FR-1	27.53	1/22	6	0.25	6.25	
▶ 200m	12	Anastasia RAILFORD	FR-1	28.21	1/22	3	0.00	3.00	
▶ 400m	3	Keyona SMALLS	SO-2	1:00.08	1/22	16	3.35	19.35	
▶ 400m	6	Candace FIELDS	FR-1	1:02.35	12/5	10	1.45	11.45	
▶ 400m	10	Anastasia RAILFORD	FR-1	1:04.53	1/22	5	0.00	5.00	
▶ 400m	11	Ambria TURNER	JR-3	1:09.38	12/5	4	0.00	4.00	
▶ 800m	3	Keyona SMALLS	SO-2	2:31.60	1/22	16	1.48	17.48	
▶ 800m	7	Janet GADDIS	FR-1	2:53.06	1/22	8	0.00	8.00	
▶ H60m	2	Tanekka BROWN	SO-2	9.36	12/5	18	4.37	22.37	
▶ H60m	7	Janet GADDIS	FR-1	12.21	12/5	8	0.19	8.19	
▶ H60m	8	Danean COLEMAN	FR-1	12.27	1/22	7	0.13	7.13	
▶ 4x400	1	Brown, Fields, Smalls, Railford		4:02.69	1/22	20	11.17	31.17	
▶ LJ	2	Latycia MILTON	SO-2	5.11m	16-9¼	1/22	18	8.63	26.63
▶ LJ	3	LaQuana BLACK	SO-2	4.88m	16-¼	12/5	16	1.51	17.51
▶ LJ	4	Dominique WILSON	FR-1	4.34m	14-3	12/5	14	0.00	14.00
▶ TJ	1	Latycia MILTON	SO-2	11.28m	37-¾	12/5	20	12.56	32.56
▶ TJ	3	Dominique WILSON	FR-1	9.98m	32-9	12/5	16	0.90	16.90
▶ SP	1	Breonna BURKE	FR-1	10.44m	34-3	12/5	20	4.89	24.89
▶ SP	5	Aria NICHOLSON	JR-3	9.58m	31-5½	12/5	12	2.46	14.46
▶ SP	6	Desisha RIVERS	SR-4	9.22m	30-3	1/22	10	1.68	11.68
▶ WT	1	Aria NICHOLSON	JR-3	13.90m	45-7¼	12/5	20	16.51	36.51
▶ WT	3	Breonna BURKE	FR-1	7.06m	23-2	12/5	16	0.17	16.17
Team Total						379.57			




2010 Indoor, Week #2

Only those regionally ranked in top 20 are shown

WOMEN - South

3		 Kentucky State		unch		Southern Intercollegiate Athletic Conference			89
Event	Rank	Athlete	Yr	Mark	Date	Pl. Pts.	Bonus	TOTAL	
▶ 60m	2	Alexandria PAYNE	SO-2	7.79	12/4	18	8.18	26.18	
▶ 60m	5	Kristina RECORD	FR-1	8.01	12/4	12	0.00	12.00	
▶ 60m	6	Tonisha DELORCH	SO-2	8.02	1/23	10	0.00	10.00	
▶ 200m	3	Alexandria PAYNE	SO-2	26.34	12/4	16	2.78	18.78	
▶ 200m	6	Kristina RECORD	FR-1	26.69	12/4	10	1.84	11.84	
▶ 200m	10	Dejaneé WHITE	FR-1	27.61	1/16	5	0.10	5.10	
▶ 200m	11	Tiffany JONES	FR-1	27.72	1/16	4	0.00	4.00	
▶ 400m	4	Dejaneé WHITE	FR-1	1:01.26	1/16	14	2.24	16.24	
▶ 400m	7	Tiffany JONES	FR-1	1:03.26	1/23	8	0.81	8.81	
▶ 400m	8	Krisja CURLIN	FR-1	1:03.80	1/16	7	0.44	7.44	
▶ 400m	9	Denita BROWN	FR-1	1:04.52	12/4	6	0.00	6.00	
▶ 800m	6	Krisja CURLIN	FR-1	2:47.93	12/4	10	0.00	10.00	
▶ Mile	4	Fatimah SHABAZZ	JR-3	5:46.33	1/16	14	0.00	14.00	
▶ Mile	7	Courtney POTTINGER	JR-3	6:30.51	12/4	8	0.00	8.00	
▶ H60m	3	Tiffany JONES	FR-1	9.69	1/23	16	3.58	19.58	
▶ H60m	4	Ciara GIBSON	FR-1	9.80	12/4	14	3.33	17.33	
▶ 4x400	3	White, Record, Payne, Jones		4:16.19	1/23	16	1.70	17.70	
▶ HJ	4	Ciara GIBSON	FR-1	0.03m	0-1¼	14	0.00	14.00	
▶ LJ	1	Tonisha DELORCH	SO-2	5.15m	16-10¼	20	9.86	29.86	
▶ LJ	5	Brittany STEWART	FR-1	3.58m	11-9	12	0.00	12.00	
▶ TJ	2	Tonisha DELORCH	SO-2	10.61m	34-9¼	18	6.55	24.55	
▶ SP	3	Rakel HANKIN	JR-3	9.93m	32-7	16	3.31	19.31	
Team Total								312.72	

4		 Harding		unch		Gulf South Conference			
Event	Rank	Athlete	Yr	Mark	Date	Pl. Pts.	Bonus	TOTAL	
▶ 60m	3	Cathy EBENJA	JR-3	7.91	12/5	16	3.22	19.22	
▶ 200m	7	Callie MCALLISTER	SO-2	26.72	12/5	8	1.78	9.78	
▶ 400m	5	Callie MCALLISTER	SO-2	1:02.09	2/5	12	1.64	13.64	
▶ 800m	2	Rysper SIRMA	JR-3	2:24.84	12/5	18	8.41	26.41	
▶ 800m	5	Rachel CONLEY	JR-3	2:33.47	2/5	12	0.00	12.00	
▶ Mile	2	Katy GRANT	SR-4	5:20.80	2/5	18	8.71	26.71	
▶ Mile	3	Rysper SIRMA	JR-3	5:35.89	12/5	16	1.53	17.53	
▶ Mile	5	Courtney RALSTON	FR-1	6:20.23	2/5	12	0.00	12.00	
▶ Mile	6	Laura WILLIS	FR-1	6:26.91	2/5	10	0.00	10.00	
▶ HJ	1	Dia GIBSON	JR-3	1.60m	5-3	20	11.79	31.79	
▶ PV	1	Tiffany CHAMBERS	FR-1	3.10m	10-2	20	10.00	30.00	
▶ SP	2	Rhiannon ROPER	FR-1	9.97m	32-8¼	18	3.43	21.43	
▶ SP	7	Stephanie ZIBULSKY	FR-1	9.05m	29-8¼	8	1.31	9.31	
Team Total								239.81	



2010 Indoor, Week #2

Only those regionally ranked in top 20 are shown

WOMEN - South Central

1



Lincoln (Mo.)
Heartland Conference

unch

1

Event	Rank	Athlete	Yr	Mark	Date	Pl. Pts.	Bonus	TOTAL	
▶ 60m	1	Semoy HACKETT	SO-2	7.39	2/5	20	3.20	23.20	
▶ 60m	2	Janika MARTELL	SR-4	7.43	12/11	18	2.81	20.81	
▶ 60m	3	Nyoka COLE	SO-2	7.51	12/11	16	2.05	18.05	
▶ 60m	4	Shanna Kay WRIGHT	JR-3	7.54	2/5	14	1.77	15.77	
▶ 60m	7	Jhanell BROWN	SR-4	7.59	2/5	8	1.32	9.32	
▶ 60m	8	Tia ROLLE	FR-1	7.60	2/5	7	1.25	8.25	
▶ 60m	9	Marcia WOOLERY	SR-4	7.64	12/11	6	1.01	7.01	
▶ 60m	11	Kirlene ROBERTS	FR-1	7.67	12/11	4	0.82	4.82	
▶ 60m	12	Sudian DAVIS	JR-3	7.78	12/11	3	0.47	3.47	
▶ 200m	1	Semoy HACKETT	SO-2	24.01	1/29	20	4.22	24.22	
▶ 200m	2	Janika MARTELL	SR-4	24.49	1/29	18	2.66	20.66	
▶ 200m	3	Nyoka COLE	SO-2	24.50	1/23	16	2.62	18.62	
▶ 200m	5	Marcia WOOLERY	SR-4	24.80	1/23	12	1.73	13.73	
▶ 200m	7	Sudian DAVIS	JR-3	25.09	1/23	8	1.13	9.13	
▶ 200m	8	Tia ROLLE	FR-1	25.24	2/5	7	0.82	7.82	
▶ 200m	9	Jhanell BROWN	SR-4	25.30	1/8	6	0.70	6.70	
▶ 200m	11	Michelle CUMBERBATCH	FR-1	25.34	1/23	4	0.62	4.62	
▶ 200m	19	Kirlene ROBERTS	FR-1	26.15	1/23	0.5	0.00	0.50	
▶ 400m	1	Nyoka COLE	SO-2	55.99	12/11	20	3.53	23.53	
▶ 400m	2	Yanique HAYE	FR-1	56.11	1/23	18	3.39	21.39	
▶ 400m	3	Michelle CUMBERBATCH	FR-1	56.91	1/23	16	2.54	18.54	
▶ 400m	4	Keniesha JONES	JR-3	57.09	12/11	14	2.35	16.35	
▶ 400m	19	Kimberly HODGES	JR-3	1:01.19	1/23	0.5	0.00	0.50	
▶ 800m	4	Keniesha JONES	JR-3	2:17.82	1/23	14	1.78	15.78	
▶ H60m	3	Yanique HAYE	FR-1	8.88	2/5	16	2.21	18.21	
▶ H60m	6	Okine CODLYN	SR-4	8.94	12/11	10	1.64	11.64	
▶ 4x400	1	Cumberbatch, Haye, Cole, Jones		3:43.36	1/29	20	7.08	27.08	
▶ HJ	5	Sheri Kaye CAMPBELL	FR-1	1.67m	5-5½	2/5	12	1.49	13.49
▶ LJ	1	Racquel ANDERSON	SR-4	6.11m	20-½	2/5	20	4.70	24.70
▶ LJ	7	Okine CODLYN	SR-4	5.62m	18-5½	1/15	8	1.07	9.07
▶ TJ	4	Okine CODLYN	SR-4	11.96m	39-3	2/5	14	1.77	15.77
▶ TJ	9	Racquel ANDERSON	SR-4	11.77m	38-7½	1/29	6	0.96	6.96
▶ TJ	10	Kimberly HODGES	JR-3	11.64m	38-2¼	1/29	5	0.55	5.55
▶ TJ	19	Sheri Kaye CAMPBELL	FR-1	10.93m	35-10½	12/11	0.5	0.00	0.50
▶ SP	17	Tyasha THOMAS	FR-1	12.13m	39-9¾	2/5	0.7	0.00	0.70
▶ PENT	8	Okine CODLYN	SR-4	3,288	2/5	7	1.17	8.17	
▶ PENT	10	Sheri Kaye CAMPBELL	FR-1	3,137	2/5	5	0.82	5.82	

Team Total 460.85

2



Missouri Southern
Mid-America Intercollegiate Athletics Association

unch

17

Event	Rank	Athlete	Yr	Mark	Date	Pl. Pts.	Bonus	TOTAL	
▶ 400m	12	Carita RIUTTA	JR-3	1:00.20	1/22	3	0.22	3.22	
▶ 800m	2	Carita RIUTTA	JR-3	2:15.96	2/5	18	2.68	20.68	
▶ Mile	1	Kimi SHANK	SR-4	4:57.70	1/29	20	3.16	23.16	
▶ Mile	2	Courtney WALTBILLIG	SR-4	5:00.20	1/29	18	2.51	20.51	
▶ Mile	3	Ashley BUNCH	SR-4	5:00.29	1/29	16	2.48	18.48	
▶ Mile	18	Olga BULGUROVA	JR-3	5:19.42	1/29	0.6	0.00	0.60	
▶ 5000	3	Ashley BUNCH	SR-4	17:30.87	1/22	16	3.28	19.28	
▶ 5000	11	Victoria KLINE	JR-3	19:08.53	2/5	4	0.29	4.29	
▶ H60m	11	Channell LLOYD	SR-4	9.13	1/8	4	0.43	4.43	
▶ H60m	20	Cyarra PRINCE	SO-2	9.32	2/5	0.45	0.00	0.45	
▶ 4x400	6	Oliver, Close, Prince, Riutta		4:06.52	1/22	10	0.76	10.76	
▶ HJ	3	Lisa VENGELS	SO-2	1.68m	5-6	1/29	16	1.85	17.85
▶ HJ	11	Rachel OLINYK	SO-2	1.63m	5-4¼	1/29	4	0.58	4.58
▶ HJ	18	Gayla BOOTH	SO-2	1.58m	5-2¼	1/29	0.6	0.00	0.60
▶ PV	3	Ciara LIPSEY	SR-4	3.85m	12-7½	2/5	16	3.35	19.35
▶ LJ	12	Brandy SIMPSON	JR-3	5.45m	17-10¾	1/29	3	0.34	3.34
▶ LJ	17	Channell LLOYD	SR-4	5.32m	17-5½	1/8	0.7	0.00	0.70
▶ TJ	6	Channell LLOYD	SR-4	11.92m	39-1¼	2/5	10	1.56	11.56
▶ SP	4	Nicole GREEN	SO-2	14.07m	46-2	2/5	14	2.50	16.50
▶ SP	6	Erin STEFFENS	SR-4	13.29m	43-7¾	1/22	10	1.22	11.22
▶ SP	9	Emilie MIESELER	SR-4	12.90m	42-4	1/29	6	0.58	6.58
▶ SP	10	Cortney VIE	SR-4	12.71m	41-8¾	1/22	5	0.35	5.35
▶ WT	1	Emilie MIESELER	SR-4	17.45m	57-3	1/29	20	3.60	23.60
▶ WT	5	Cortney VIE	SR-4	16.15m	53-0	1/29	12	1.92	13.92
▶ WT	9	Nicole GREEN	SO-2	15.17m	49-9¾	1/29	6	0.98	6.98
▶ WT	17	Kiley JONES	FR-1	12.98m	42-7	1/22	0.7	0.00	0.70

Team Total 271.07



2010 Indoor, Week #2

Only those regionally ranked in top 20 are shown

WOMEN - South Central

3

Central Missouri

Mid-America Intercollegiate Athletics Association

unch

8

Event	Rank	Athlete	Yr	Mark	Date	Pl. Pts.	Bonus	TOTAL	
▶ 60m	19	Angela SELBY	JR-3	7.94	1/22	0.5	0.00	0.50	
▶ 200m	12	Lindsay LETTOW	SO-2	25.44	2/5	3	0.42	3.42	
▶ 200m	15	Angela SELBY	JR-3	25.73	2/5	0.9	0.08	0.98	
▶ 400m	6	Lindsay LETTOW	SO-2	58.33	1/29	10	1.35	11.35	
▶ 400m	10	Storm SIMONS	FR-1	59.62	1/29	5	0.49	5.49	
▶ 400m	12	Perrine CHAPOT	SR-4	1:00.20	2/5	3	0.22	3.22	
▶ 400m	17	Lindsey KUNKEL	FR-1	1:00.49	2/5	0.7	0.13	0.83	
▶ 800m	10	Lindsay LETTOW	SO-2	2:21.94	12/11	5	0.45	5.45	
▶ 800m	18	Ariel DUNN	FR-1	2:27.08	1/22	0.6	0.00	0.60	
▶ 5000	18	Kacy HESSION	FR-1	19:31.06	2/5	0.6	0.00	0.60	
▶ 5000	19	Kathryn WEST	SO-2	19:32.47	2/5	0.5	0.00	0.50	
▶ H60m	4	Lindsay LETTOW	SO-2	8.89	2/5	14	2.12	16.12	
▶ H60m	5	Angela SELBY	JR-3	8.90	2/5	12	2.02	14.02	
▶ H60m	12	Anne CARLSON	SR-4	9.16	12/11	3	0.34	3.34	
▶ 4x400	5	Chapot, Simons, Kunkel, Lettow		4:05.29	1/22	12	0.99	12.99	
▶ DMR	9	Buerky, St. Clair, Dunn, Arnold		13:16.37	2/5	6	0.23	6.23	
▶ HJ	1	Jenna SCHMIDT	JR-3	1.76m	5-9½	12/11	20	4.79	24.79
▶ HJ	5	Lindsay LETTOW	SO-2	1.67m	5-5½	12/11	12	1.49	13.49
▶ HJ	10	Anne CARLSON	SR-4	1.64m	5-4½	12/11	5	0.71	5.71
▶ HJ	13	Erin ALEWINE	FR-1	1.60m	5-3	2/5	2	0.20	2.20
▶ HJ	20	Erin EIKEN	SR-4	1.56m	5-1½	1/30	0.45	0.00	0.45
▶ PV	7	Amy KENNISON	SR-4	3.20m	10-6	1/22	8	0.86	8.86
▶ PV	12	Angela SELBY	JR-3	2.95m	9-8	2/5	3	0.15	3.15
▶ LJ	9	Lindsay LETTOW	SO-2	5.58m	18-3¾	2/5	6	0.83	6.83
▶ LJ	10	Anne CARLSON	SR-4	5.53m	18-1¾	1/29	5	0.58	5.58
▶ LJ	20	Jenna SCHMIDT	JR-3	5.28m	17-4	12/11	0.45	0.00	0.45
▶ TJ	11	Anne CARLSON	SR-4	11.53m	37-10	2/5	4	0.36	4.36
▶ TJ	14	Anne SCHOLL	FR-1	11.44m	37-6½	1/22	1	0.20	1.20
▶ TJ	17	Stephany JOHNSON	FR-1	11.09m	36-4¾	1/22	0.7	0.00	0.70
▶ SP	2	Kayla MUYSKENS	JR-3	14.70m	48-2¾	2/5	18	3.92	21.92
▶ SP	12	Jesscia DONOVAN	JR-3	12.56m	41-2½	1/22	3	0.22	3.22
▶ SP	15	Anne CARLSON	SR-4	12.21m	40-¾	2/5	0.9	0.00	0.90
▶ WT	4	Kayla MUYSKENS	JR-3	16.21m	53-2¾	2/5	14	1.98	15.98
▶ WT	20	Paige BECKER	FR-1	12.55m	41-2¾	2/5	0.45	0.00	0.45
▶ PENT	2	Lindsay LETTOW	SO-2	3,641		12/11	18	2.52	20.52
▶ PENT	5	Anne CARLSON	SR-4	3,594		12/11	12	2.28	14.28
▶ PENT	6	Jenna SCHMIDT	JR-3	3,450		12/11	10	1.76	11.76
▶ PENT	9	Angela SELBY	JR-3	3,150		12/11	6	0.85	6.85
▶ PENT	13	Erin EIKEN	SR-4	2,963		1/30	2	0.48	2.48

Team Total 264.20

4

Neb.-Omaha

Mid-America Intercollegiate Athletics Association

▲ 1

3

Event	Rank	Athlete	Yr	Mark	Date	Pl. Pts.	Bonus	TOTAL	
▶ 60m	9	Maja MIHALINEC	SO-2	7.64	1/22	6	1.01	7.01	
▶ 60m	14	Molly BELLING	SR-4	7.86	12/11	1	0.23	1.23	
▶ 200m	4	Maja MIHALINEC	SO-2	24.69	1/22	14	2.02	16.02	
▶ 200m	13	Shannon MOORE	SR-4	25.46	1/15	2	0.38	2.38	
▶ 200m	14	Kayla KOEPKE	JR-3	25.55	1/22	1	0.25	1.25	
▶ 200m	16	Molly BELLING	SR-4	25.76	1/22	0.8	0.05	0.85	
▶ 400m	5	Kayla KOEPKE	JR-3	57.14	1/22	12	2.29	14.29	
▶ 800m	1	Anja PUC	JR-3	2:09.79	2/5	20	5.81	25.81	
▶ 800m	9	Shannon MOORE	SR-4	2:20.80	1/29	6	0.79	6.79	
▶ 5000	15	Brittany PHILLIPS	FR-1	19:22.47	1/15	0.9	0.10	1.00	
▶ H60m	1	Shannon MOORE	SR-4	8.75	2/5	20	3.47	23.47	
▶ H60m	15	Kayla MURPHY	FR-1	9.19	2/6	0.9	0.25	1.15	
▶ 4x400	2	Koepke, Mihalinec, Puc, Moore		3:50.00	1/22	18	4.98	22.98	
▶ DMR	6	Behm, Puc, Tesarek, Phillips		12:58.08	1/22	10	1.22	11.22	
▶ HJ	13	Nicole KUBERT	FR-1	1.60m	5-3	2/6	2	0.20	2.20
▶ LJ	15	Shannon MOORE	SR-4	5.37m	17-7½	1/15	0.9	0.10	1.00
▶ TJ	1	Nkeiruka DOMIKE	JR-3	12.65m	41-6	2/5	20	5.30	25.30
▶ TJ	18	Kelly HOLLMANN	SR-4	11.08m	36-4¾	1/22	0.6	0.00	0.60
▶ SP	1	Heather MINSSEN	JR-3	14.99m	49-2¾	1/22	20	4.61	24.61
▶ SP	13	Lianne MCNAUGHTON	SO-2	12.43m	40-9¾	2/6	2	0.11	2.11
▶ SP	16	Madison HAUGLAND	JR-3	12.16m	39-10¾	1/22	0.8	0.00	0.80
▶ WT	15	Madison HAUGLAND	JR-3	13.23m	43-5	1/22	0.9	0.00	0.90
▶ PENT	3	Shannon MOORE	SR-4	3,630		1/29	16	2.46	18.46

Team Total 213.03



2010 Indoor, Week #2

Only those regionally ranked in top 20 are shown

WOMEN - South Central

5



Truman State

▲ 4

Mid-America Intercollegiate Athletics Association 19

Event	Rank	Athlete	Yr	Mark	Date	Pl. Pts.	Bonus	TOTAL	
▶ 400m	16	Lisa KUCHARSKI	FR-1	1:00.46	2/5	0.8	0.14	0.94	
▶ 800m	3	Anne RATERMANN	SO-2	2:16.84	2/5	16	2.25	18.25	
▶ 800m	12	Fiona WILLIAMS	SR-4	2:22.54	1/16	3	0.34	3.34	
▶ 800m	15	Debbie BOEDEKER	FR-1	2:24.85	12/11	0.9	0.00	0.90	
▶ Mile	5	Fiona WILLIAMS	SR-4	5:03.86	2/5	12	1.62	13.62	
▶ Mile	7	Dani DELL'ORCO	SO-2	5:04.67	2/5	8	1.48	9.48	
▶ Mile	17	Karen GRAUEL	FR-1	5:19.17	1/29	0.7	0.00	0.70	
▶ Mile	20	Michelle GRONEMEYER	FR-1	5:20.69	1/29	0.45	0.00	0.45	
▶ 5000	1	Dani DELL'ORCO	SO-2	17:12.44	2/5	20	4.16	24.16	
▶ 5000	4	Karen GRAUEL	FR-1	18:08.25	2/5	14	1.97	15.97	
▶ 5000	7	Cindy GRAUEL	FR-1	18:43.92	2/5	8	0.94	8.94	
▶ 4x400	7	Ratermann, Williams, Sargent, Kucharski		4:07.13	2/5	8	0.65	8.65	
▶ DMR	3	Williams, Simpson, Ratermann, Dell'Orco		12:21.23	1/22	16	3.58	19.58	
▶ PV	2	Katrina BIERMANN	SR-4	3.97m	13-¾	1/22	18	3.98	21.98
▶ PV	9	Lindsey BRAMON	JR-3	3.05m	10-0	1/16	6	0.35	6.35
▶ PV	14	Lisa KUCHARSKI	FR-1	2.90m	9-6¾	2/5	1	0.06	1.06
▶ TJ	3	Katrina BIERMANN	SR-4	11.99m	39-4	2/5	16	1.92	17.92
▶ TJ	13	Jennifer ZWEIFEL	SO-2	11.47m	37-7¾	12/11	2	0.25	2.25
▶ SP	5	Tessa LETULI	SR-4	13.42m	44-¾	2/5	12	1.43	13.43
▶ SP	11	Dimonique MCGRUDER	FR-1	12.70m	41-8	2/5	4	0.34	4.34
▶ WT	6	Tessa LETULI	SR-4	16.14m	52-11½	12/11	10	1.91	11.91
▶ WT	11	Rachel MCCARROLL	FR-1	14.15m	46-5¾	2/5	4	0.45	4.45
▶ WT	19	Samantha CASSMEYER	SR-4	12.63m	41-5¾	1/16	0.5	0.00	0.50

Team Total

210.98

6



Abilene Christian

▲ 2

Lone Star Conference 11

Event	Rank	Athlete	Yr	Mark	Date	Pl. Pts.	Bonus	TOTAL	
▶ 60m	6	Wanda HUTSON	SR-4	7.57	1/22	10	1.49	11.49	
▶ 60m	17	Sydney SMITH	FR-1	7.90	1/29	0.7	0.11	0.81	
▶ 200m	6	Wanda HUTSON	SR-4	24.86	2/5	10	1.60	11.60	
▶ 200m	18	Sydney SMITH	FR-1	26.03	1/30	0.6	0.00	0.60	
▶ 400m	8	Lynette ATKINSON	FR-1	59.25	1/30	7	0.73	7.73	
▶ 800m	8	Lindsey PUTMAN	JR-3	2:20.65	2/5	7	0.84	7.84	
▶ 800m	16	Jessica WITHROW	SR-4	2:25.13	2/5	0.8	0.00	0.80	
▶ Mile	4	Anais BELLEDANT	JR-3	5:02.70	2/5	14	1.87	15.87	
▶ Mile	16	Chloe SUSSET	SO-2	5:17.40	1/22	0.8	0.06	0.86	
▶ H60m	18	Cassie BROOKS	FR-1	9.23	2/5	0.6	0.13	0.73	
▶ H60m	19	Destinee NIXON	JR-3	9.27	2/5	0.5	0.01	0.51	
▶ H60m	20	Jessica WITHROW	SR-4	9.32	2/5	0.45	0.00	0.45	
▶ 4x400	3	Atkinson, Hutson, Smith, Nixon		3:58.38	1/22	16	2.50	18.50	
▶ HJ	2	Jessica WITHROW	SR-4	1.69m	5-6½	2/5	18	2.22	20.22
▶ HJ	13	Jessica BLAIR	SR-4	1.60m	5-3	1/15	2	0.20	2.20
▶ PV	1	Jessica BLAIR	SR-4	4.00m	13-1½	1/22	20	4.13	24.13
▶ PV	5	Elizabeth BUYSE	SR-4	3.55m	11-7¾	1/30	12	2.17	14.17
▶ LJ	13	Amanda CLEMONS	SO-2	5.44m	17-10¾	1/29	2	0.31	2.31
▶ LJ	17	Jessica WITHROW	SR-4	5.32m	17-5¾	2/5	0.7	0.00	0.70
▶ LJ	19	Jessica BLAIR	SR-4	5.31m	17-5¾	1/22	0.5	0.00	0.50
▶ TJ	4	Jessica BLAIR	SR-4	11.96m	39-3	1/22	14	1.77	15.77
▶ TJ	8	Destinee NIXON	JR-3	11.78m	38-7¾	2/5	7	1.00	8.00
▶ TJ	15	Amanda CLEMONS	SO-2	11.34m	37-2½	1/29	0.9	0.03	0.93
▶ WT	7	Paige NEWBY	JR-3	15.72m	51-7	1/30	8	1.51	9.51
▶ WT	10	Shalania LAKEY	FR-1	14.53m	47-8	2/5	5	0.64	5.64
▶ PENT	1	Jessica WITHROW	SR-4	3,653	2/5	20	2.58	22.58	

Team Total

205.16



2010 Indoor, Week #2

Only those regionally ranked in top 20 are shown

WOMEN - South Central

7  **Northwest Missouri** ▼ **3**
Mid-America Intercollegiate Athletics Association **29**

Event	Rank	Athlete	Yr	Mark	Date	Pl. Pts.	Bonus	TOTAL	
▶ 400m	9	Bridget KLEINE	JR-3	59.37	1/22	6	0.65	6.65	
▶ Mile	11	Angela ADAMS	SO-2	5:08.02	1/15	4	0.92	4.92	
▶ Mile	15	Kayli HRDLICKA	JR-3	5:16.84	1/22	0.9	0.11	1.01	
▶ 5000	2	Angela ADAMS	SO-2	17:15.07	2/5	18	4.03	22.03	
▶ 5000	8	Jennifer DITTBURNER	SR-4	18:55.14	2/5	7	0.63	7.63	
▶ 5000	9	Mary JANTZ	SO-2	18:56.73	2/5	6	0.58	6.58	
▶ 5000	10	Jane BOWNESS	SR-4	19:01.77	1/22	5	0.44	5.44	
▶ 5000	12	Madison MARSHMAN	JR-3	19:10.85	2/5	3	0.26	3.26	
▶ H60m	13	Megan DAVIS	FR-1	9.18	2/5	2	0.28	2.28	
▶ H60m	16	Johanna AVILEZ	SR-4	9.20	1/22	0.8	0.22	1.02	
▶ H60m	16	Emily CHURCHMAN	SR-4	9.20	1/30	0.8	0.22	1.02	
▶ 4x400	15	Hug, Chambers, Cornelius, Churchman		4:14.25	1/15	0.9	0.00	0.90	
▶ DMR	7	Poole, Biermann, Hrdlicka, Jantz		12:58.93	1/15	8	1.17	9.17	
▶ HJ	8	Emily CHURCHMAN	SR-4	1.66m	5-5½	2/5	7	1.16	8.16
▶ HJ	9	Tierney NASHLEANAS	SR-4	1.65m	5-5	2/5	6	0.91	6.91
▶ HJ	12	Johanna AVILEZ	SR-4	1.62m	5-3½	1/30	3	0.45	3.45
▶ PV	12	Acacia HAYS	FR-1	2.95m	9-8	2/5	3	0.15	3.15
▶ LJ	5	Emily CHURCHMAN	SR-4	5.65m	18-6½	12/11	12	1.24	13.24
▶ LJ	14	Chelsie DAILEY	JR-3	5.39m	17-8½	2/5	1	0.16	1.16
▶ LJ	20	Johanna AVILEZ	SR-4	5.28m	17-4	12/11	0.45	0.00	0.45
▶ TJ	20	Lindsay BIERMANN	SR-4	10.92m	35-10	2/5	0.45	0.00	0.45
▶ SP	7	Lekiesha MCKNIGHT	FR-1	13.16m	43-2¼	12/11	8	1.01	9.01
▶ SP	14	Megan SIMPSON	SR-4	12.42m	40-9	2/5	1	0.10	1.10
▶ WT	2	Kate WALTER	JR-3	16.87m	55-4¼	2/5	18	2.81	20.81
▶ WT	12	Lekiesha MCKNIGHT	FR-1	14.01m	45-11¼	2/5	3	0.38	3.38
▶ PENT	4	Emily CHURCHMAN	SR-4	3,614	1/30	14	2.38	16.38	
▶ PENT	11	Johanna AVILEZ	SR-4	3,084	1/30	4	0.72	4.72	
▶ PENT	12	Lindsay BIERMANN	SR-4	2,998	1/30	3	0.55	3.55	
▶ PENT	14	Megan DAVIS	FR-1	2,747	1/30	1	0.05	1.05	
▶ PENT	16	Adrienne CORNELIUS	FR-1	2,631	1/30	0.8	0.00	0.80	
▶ PENT	18	Jennifer KISS	SR-4	2,264	12/11	0.6	0.00	0.60	
Team Total								174.11	

8  **Emporia State** ▼ **1**
Mid-America Intercollegiate Athletics Association **20**

Event	Rank	Athlete	Yr	Mark	Date	Pl. Pts.	Bonus	TOTAL	
▶ 60m	16	Brooke KENT	SR-4	7.87	2/5	0.8	0.20	1.00	
▶ 60m	20	Marqueita MARISSETTE	FR-1	7.97	1/15	0.45	0.00	0.45	
▶ 200m	17	Marqueita MARISSETTE	FR-1	25.98	1/15	0.7	0.00	0.70	
▶ 400m	11	Jackie JACOBS	SO-2	1:00.16	1/15	4	0.24	4.24	
▶ 400m	18	Ashley WAKEFIELD-HALL	SO-2	1:00.56	1/15	0.6	0.11	0.71	
▶ 800m	5	Katelyn MONA	SO-2	2:17.84	1/29	12	1.77	13.77	
▶ 800m	6	Kathryn DAVISON	JR-3	2:18.44	2/5	10	1.53	11.53	
▶ 800m	17	Tiffany BAUM	JR-3	2:25.63	1/22	0.7	0.00	0.70	
▶ 800m	19	Christy WELLER	SO-2	2:27.19	2/5	0.5	0.00	0.50	
▶ Mile	9	Katelyn MONA	SO-2	5:07.18	2/5	6	1.06	7.06	
▶ Mile	10	Kathryn DAVISON	JR-3	5:07.72	1/29	5	0.97	5.97	
▶ 4x400	8	Marisette, Davison, Hayes, Wakefield-Hall		4:07.95	1/22	7	0.51	7.51	
▶ DMR	2	Davison, Jacobs, Baum, Mona		12:09.75	2/5	18	4.62	22.62	
▶ HJ	3	Jennifer ROBINSON	SR-4	1.68m	5-6	1/15	16	1.85	17.85
▶ LJ	4	Brooke KENT	SR-4	5.77m	18-11¼	1/29	14	1.95	15.95
▶ LJ	6	Renaе WEAVER	JR-3	5.63m	18-5¼	1/15	10	1.13	11.13
▶ LJ	11	Jennifer ROBINSON	SR-4	5.50m	18-½	1/29	4	0.49	4.49
▶ TJ	2	Brooke KENT	SR-4	12.11m	39-8¾	1/15	18	2.53	20.53
▶ SP	18	Deja JACKSON	SO-2	12.07m	39-7¼	1/29	0.6	0.00	0.60
▶ WT	3	Deja JACKSON	SO-2	16.58m	54-4¼	12/12	16	2.41	18.41
▶ WT	14	Molly PANNBACKER	SR-4	13.41m	44-0	1/22	1	0.07	1.07
▶ WT	16	Elizabeth STOVER	FR-1	13.01m	42-8¼	1/22	0.8	0.00	0.80
▶ PENT	17	Justine DAVENPORT	SO-2	2,529	12/11	0.7	0.00	0.70	
Team Total								170.33	



2010 Indoor, Week #2

Only those regionally ranked in top 20 are shown

WOMEN - South Central

9

Pittsburg State

Mid-America Intercollegiate Athletics Association

▲ 1
30

Event	Rank	Athlete	Yr	Mark	Date	Pl. Pts.	Bonus	TOTAL
▶ 60m	5	Rosalyn NELSON	JR-3	7.55	2/5	12	1.67	13.67
▶ 800m	14	Amanda CALLAWAY	FR-1	2:23.36	1/29	1	0.21	1.21
▶ Mile	12	Kaley TEMAAT	SO-2	5:13.02	2/5	3	0.41	3.41
▶ Mile	14	Caitiin LASKOWSKI	JR-3	5:15.02	2/5	1	0.25	1.25
▶ Mile	19	Jenna MELLEN	JR-3	5:19.56	2/5	0.5	0.00	0.50
▶ 5000	5	Jennifer BUTLER	JR-3	18:17.41	2/5	12	1.70	13.70
▶ H60m	10	Sarah THURBER	SR-4	9.10	1/29	5	0.56	5.56
▶ 4x400	11	Dickey, Swann, Stahl, Southard		4:09.67	1/22	4	0.20	4.20
▶ DMR	4	Laskowski, Dickey, Mellen, Callaway		12:39.93	2/5	14	2.25	16.25
▶ HJ	13	Emily MIDDLETON	SR-4	1.60m	5-3	2	0.20	2.20
▶ PV	4	Michelle MITCHELL	JR-3	3.65m	11-11½	14	2.54	16.54
▶ PV	6	Emily LEHMAN	FR-1	3.25m	10-8	10	1.04	11.04
▶ PV	9	Carissa HUGHES	SR-4	3.05m	10-0	6	0.35	6.35
▶ PV	9	Tara FALKNER	SO-2	3.05m	10-0	6	0.35	6.35
▶ TJ	12	Jalexis PETERSON	FR-1	11.50m	37-8¾	3	0.31	3.31
▶ SP	3	Heidi SMITH	SO-2	14.30m	46-11	16	2.98	18.98
▶ WT	8	Heidi SMITH	SO-2	15.30m	50-2½	7	1.11	8.11
▶ WT	13	Lesli GILBERT	JR-3	13.73m	45-½	2	0.23	2.23
Team Total								135.26

10

Fort Hays State

Mid-America Intercollegiate Athletics Association

▼ 4
16

Event	Rank	Athlete	Yr	Mark	Date	Pl. Pts.	Bonus	TOTAL
▶ 60m	14	Darcie SCHMITZ	JR-3	7.86	1/23	1	0.23	1.23
▶ 5000	13	Gentry LINSCOTT	FR-1	19:12.83	1/23	2	0.23	2.23
▶ H60m	2	Kelsey MARTIN	JR-3	8.86	1/23	18	2.40	20.40
▶ H60m	13	Kristen FLEHARTY	SO-2	9.18	1/29	2	0.28	2.28
▶ 4x400	12	Mobley, Dale, Turpin, Heim		4:11.82	1/15	3	0.00	3.00
▶ DMR	10	Boettger, Dale, Brugman, Mobley		13:24.10	1/29	5	0.01	5.01
▶ HJ	5	Morgan WITZEL	SO-2	1.67m	5-5¾	12	1.49	13.49
▶ HJ	19	Amanda LEWALLEN	FR-1	1.57m	5-1¾	0.5	0.00	0.50
▶ PV	8	Rachel WESTON	SR-4	3.11m	10-2½	7	0.52	7.52
▶ LJ	2	Kelsey MARTIN	JR-3	5.94m	19-6	18	3.24	21.24
▶ LJ	3	Darcie SCHMITZ	JR-3	5.89m	19-4	16	2.81	18.81
▶ LJ	8	Carissa HEIM	JR-3	5.60m	18-4½	7	0.95	7.95
▶ LJ	15	Ashley CORNETT	JR-3	5.37m	17-7½	0.9	0.10	1.00
▶ TJ	7	Darcie SCHMITZ	JR-3	11.91m	39-1	8	1.51	9.51
▶ TJ	16	Ashley CORNETT	JR-3	11.31m	37-1¼	0.8	0.00	0.80
▶ PENT	7	Carissa HEIM	JR-3	3,344	1/29	8	1.38	9.38
▶ PENT	15	Rachel WESTON	SR-4	2,696	1/29	0.9	0.00	0.90
Team Total								127.05

11

West Texas A&M

Lone Star Conference

unch
67

Event	Rank	Athlete	Yr	Mark	Date	Pl. Pts.	Bonus	TOTAL
▶ 200m	20	Bailee SKEEN	FR-1	26.22	1/22	0.45	0.00	0.45
▶ 400m	15	Tara TARRANT	FR-1	1:00.36	1/16	0.9	0.17	1.07
▶ 400m	20	Sadie NEWSOME	SO-2	1:01.39	2/6	0.45	0.00	0.45
▶ 5000	16	Mariana CHAVIRA	SR-4	19:22.77	1/22	0.8	0.10	0.90
▶ 5000	17	Aries BAZALDUA	FR-1	19:28.20	1/22	0.7	0.02	0.72
▶ H60m	6	Bailee SKEEN	FR-1	8.94	2/6	10	1.64	11.64
▶ H60m	8	Rachel KING	FR-1	9.02	1/22	7	1.05	8.05
▶ H60m	9	Kirsten MCCOWAN	FR-1	9.07	2/6	6	0.74	6.74
▶ 4x400	4	Snider, Shelton, Newsome, Tarrant		4:01.87	12/12	14	1.62	15.62
▶ DMR	5	Reyna, Tarrant, Carranza, Bazaldua		12:51.42	2/6	12	1.59	13.59
▶ SP	8	Jadiah RILEY	JR-3	12.93m	42-5¾	7	0.63	7.63
▶ SP	20	Alisha DAVIS	FR-1	11.94m	39-2¼	0.45	0.00	0.45
▶ WT	18	Jadiah RILEY	JR-3	12.96m	42-6¾	0.6	0.00	0.60
Team Total								69.07



2010 Indoor, Week #2

Only those regionally ranked in top 20 are shown

WOMEN - South Central

12



Dallas Baptist

Heartland Conference

unch

50

Event	Rank	Athlete	Yr	Mark	Date	Pl. Pts.	Bonus	TOTAL
▶ 800m	7	Ashley ALFORD	SR-4	2:20.47	1/22	8	0.89	8.89
▶ 800m	20	Ashley SPIVEY	FR-1	2:27.33	1/29	0.45	0.00	0.45
▶ Mile	6	Laura MUCHO	SR-4	5:04.13	1/29	10	1.57	11.57
▶ Mile	8	Hannah STEFFAN	SR-4	5:06.07	1/16	7	1.24	8.24
▶ Mile	13	Tabbitha ASHFORD	JR-3	5:14.71	2/6	2	0.28	2.28
▶ 5000	14	Susan TANUI	FR-1	19:18.39	2/6	1	0.15	1.15
▶ 5000	20	Linnet KIBET	SO-2	19:35.32	1/29	0.45	0.00	0.45
▶ 4x400	14	Alford, Anderson, Thiessen, Ashford		4:13.84	2/6	1	0.00	1.00
▶ DMR	1	Steffan, Ashford, Alford, Mucho		12:08.83	2/6	20	4.71	24.71

Team Total

58.75

13



Southwest Baptist

Mid-America Intercollegiate Athletics Association

unch

71

Event	Rank	Athlete	Yr	Mark	Date	Pl. Pts.	Bonus	TOTAL
▶ 60m	13	Corie CHUNING	FR-1	7.84	2/5	2	0.29	2.29
▶ 60m	18	Jenny BLAIR	SR-4	7.92	2/5	0.6	0.06	0.66
▶ 200m	9	Jenny BLAIR	SR-4	25.30	2/5	6	0.70	6.70
▶ 400m	7	Jenny BLAIR	SR-4	58.45	1/22	8	1.27	9.27
▶ 800m	11	Mandy BRADY	FR-1	2:22.50	1/22	4	0.34	4.34
▶ 5000	6	Christina OWENSBY	FR-1	18:37.73	2/5	10	1.11	11.11
▶ 4x400	10	Dusenburg, Brady, Porter, Blair		4:09.03	2/5	5	0.32	5.32
▶ DMR	8	McVay, Dusenburg, Brady, Owensby		13:08.92	1/22	7	0.62	7.62

Team Total

49.11

14



Texas A&M-Kingsville

Lone Star Conference

Event	Rank	Athlete	Yr	Mark	Date	Pl. Pts.	Bonus	TOTAL	
▶ 400m	14	Rhonida CARTER	SR-4	1:00.29	1/29	1	0.19	1.19	
▶ 800m	13	Erica ALVARADO	SR-4	2:22.67	2/6	2	0.32	2.32	
▶ 4x400	9	Jones, Zarate, Rios, Carter		4:08.70	2/6	6	0.37	6.37	
▶ HJ	13	Samantha ALVAREZ	FR-1	1.60m	5-3	2/6	2	0.20	2.20
▶ SP	18	Katie DUGIE	SO-2	12.07m	39-7¼	2/6	0.6	0.60	

Team Total

13.56

15



Incarnate Word

Heartland Conference

▼ 1

Event	Rank	Athlete	Yr	Mark	Date	Pl. Pts.	Bonus	TOTAL
▶ 4x400	13	Stanush, Piskunova, Fernandez, Watts		4:12.46	2/6	2	0.00	2.00

Team Total

2.65

**2010 Indoor, Week #2**

Only those regionally ranked in top 20 are shown

WOMEN - Southeast

1		Limestone		unch				
		Conference Carolinas						
Event	Rank	Athlete	Yr	Mark	Date	Pl. Pts.	Bonus	TOTAL
▶ 60m	1	Bri BARBEE	SO-2	7.92	12/5	20	3.20	23.20
▶ 60m	3	Jasmine WILKES	FR-1	7.96	12/5	16	2.94	18.94
▶ 60m	14	Ashton SELLERS	FR-1	8.73	1/22	1	0.16	1.16
▶ 200m	1	Bri BARBEE	SO-2	26.06	1/22	20	5.10	25.10
▶ 200m	4	Maya STEWART	FR-1	27.59	12/5	14	2.22	16.22
▶ 200m	5	Jasmine WILKES	FR-1	27.73	12/5	12	1.97	13.97
▶ 200m	11	Ashton SELLERS	FR-1	29.12	1/22	4	0.36	4.36
▶ 400m	3	Bri BARBEE	SO-2	1:00.99	1/22	16	2.74	18.74
▶ 400m	6	Maya STEWART	FR-1	1:04.43	1/29	10	1.33	11.33
▶ 400m	8	Jenny ALTIERI	SO-2	1:06.05	1/29	7	0.77	7.77
▶ 400m	11	Ashton SELLERS	FR-1	1:07.71	1/29	4	0.38	4.38
▶ 400m	13	Jalisa SAMUELS	SO-2	1:08.91	1/22	2	0.18	2.18
▶ 800m	4	Brittany LAWSON	FR-1	2:40.43	12/5	14	1.49	15.49
▶ 800m	6	Amanda CLAUSING	SO-2	2:44.57	12/5	10	0.64	10.64
▶ 800m	9	Milissa RYDZIK	FR-1	2:46.36	1/22	6	0.29	6.29
▶ Mile	2	Quanika BLACKMON	FR-1	5:32.66	12/5	18	3.09	21.09
▶ Mile	3	Courtney RANKIN	SR-4	5:40.90	12/5	16	1.99	17.99
▶ H60m	2	Jenny ALTIERI	SO-2	9.93	1/29	18	3.59	21.59
▶ H60m	3	Ashton SELLERS	FR-1	9.96	1/29	16	3.45	19.45
▶ H60m	6	Shivaun MONTGOMERY	SO-2	10.32	12/5	10	2.22	12.22
▶ 4x400	4	Stewart, Samuels, Barbee, Wilkes		4:42.99	1/22	14	0.00	14.00
▶ DMR	2	Blackmon, Rydzik, Lawson, Rankin		13:37.23	1/29	18	10.00	28.00
▶ LJ	2	Sam MCGOWAN	SO-2	4.92m	16-1¼	18	3.00	21.00
▶ LJ	3	Stephanie WILSON	FR-1	4.89m	16-½	16	1.86	17.86
▶ TJ	1	Stephanie WILSON	FR-1	10.02m	32-10¼	20	10.00	30.00
▶ TJ	2	Sam MCGOWAN	SO-2	9.40m	30-10¼	18	10.00	28.00
Team Total								410.99

2		Lees-McRae		unch				
		Conference Carolinas						
Event	Rank	Athlete	Yr	Mark	Date	Pl. Pts.	Bonus	TOTAL
▶ 60m	5	Joy HALL	SO-2	8.24	12/5	12	1.59	13.59
▶ 60m	10	Auburn LOWE	FR-1	8.46	12/5	5	0.71	5.71
▶ 60m	11	Ilesha POINDEXTER	FR-1	8.49	1/22	4	0.62	4.62
▶ 60m	12	Erin TYLER	SR-4	8.52	12/5	3	0.56	3.56
▶ 60m	15	Shantra MCCOY	JR-3	8.80	12/5	0.9	0.03	0.93
▶ 60m	16	Emily BROOKS	FR-1	9.63	1/22	0.8	0.00	0.80
▶ 200m	8	Ilesha POINDEXTER	FR-1	28.73	1/22	7	0.74	7.74
▶ 200m	10	Auburn LOWE	FR-1	28.86	12/5	5	0.60	5.60
▶ 200m	12	Joy HALL	SO-2	29.22	12/5	3	0.31	3.31
▶ 200m	14	Kayleen EARWOOD	FR-1	29.50	1/22	1	0.16	1.16
▶ 200m	15	Rashawandra DOBY	FR-1	30.39	12/5	0.9	0.00	0.90
▶ 400m	7	Kayleen EARWOOD	FR-1	1:05.69	12/5	8	0.89	8.89
▶ 800m	10	Karyn BRAGMAN	SR-4	2:49.88	1/22	5	0.00	5.00
▶ Mile	7	Hannah HENDERSON	SO-2	5:51.52	1/15	8	0.93	8.93
▶ H60m	1	Shantra MCCOY	JR-3	9.85	12/5	20	3.96	23.96
▶ H60m	4	Erin TYLER	SR-4	10.02	1/15	14	3.18	17.18
▶ H60m	5	Rashawandra DOBY	FR-1	10.07	12/5	12	2.97	14.97
▶ H60m	8	Emily BROOKS	FR-1	11.03	12/5	7	0.28	7.28
▶ 4x400	3	Tyler, Lowe, Poindexter, Earwood		4:33.32	12/5	16	0.85	16.85
▶ PV	1	Hannah TRIMBLE	JR-3	2.90m	9-6¼	20	10.00	30.00
▶ LJ	4	Erin TYLER	SR-4	4.43m	14-6¼	14	0.00	14.00
▶ LJ	5	Auburn LOWE	FR-1	4.25m	13-11¼	12	0.00	12.00
▶ LJ	6	Shantra MCCOY	JR-3	4.18m	13-8¼	10	0.00	10.00
▶ SP	2	Crystal BASS	SO-2	10.56m	34-7¼	18	4.77	22.77
▶ SP	3	Kayla FRAZIER	FR-1	9.98m	32-9	16	0.70	16.70
▶ SP	4	Genay MILLER	FR-1	9.83m	32-3	14	0.00	14.00
▶ SP	5	Jamara COOK	FR-1	8.51m	27-11	12	0.00	12.00
▶ WT	3	Genay MILLER	FR-1	10.92m	35-10	16	0.80	16.80
▶ WT	4	Jamara COOK	FR-1	9.84m	32-3¼	14	0.00	14.00
▶ WT	5	Kayla FRAZIER	FR-1	9.49m	31-1¼	12	0.00	12.00
▶ WT	6	Crystal BASS	SO-2	8.26m	27-1¼	10	0.00	10.00
Team Total								335.27



2010 Indoor, Week #2

Only those regionally ranked in top 20 are shown

WOMEN - Southeast

3



Anderson (S.C.)

Conference Carolinas

unch

Event	Rank	Athlete	Yr	Mark	Date	Pl. Pts.	Bonus	TOTAL
▶ 60m	4	Krishawn HALL	FR-1	8.14	1/15	14	2.01	16.01
▶ 60m	6	Re'Jeania EVANS	FR-1	8.28	1/15	10	1.43	11.43
▶ 60m	9	Sarah SOLSBEE	SO-2	8.41	1/22	6	0.91	6.91
▶ 200m	2	Krishawn HALL	FR-1	27.31	1/22	18	2.72	20.72
▶ 200m	3	Re'Jeania EVANS	FR-1	27.58	1/22	16	2.23	18.23
▶ 200m	13	Sarah SOLSBEE	SO-2	29.24	1/22	2	0.30	2.30
▶ 800m	3	Kathryn PURINTON	FR-1	2:38.91	1/15	16	1.96	17.96
▶ 800m	8	Isabel BERRY	FR-1	2:46.21	1/15	7	0.32	7.32
▶ 800m	12	Katy LAIRD	SO-2	2:57.19	1/15	3	0.00	3.00
▶ Mile	8	Emily ECKROTH	FR-1	5:59.32	1/15	7	0.29	7.29
▶ Mile	13	Kristin PAGE	FR-1	6:28.12	1/29	2	0.00	2.00
▶ H60m	7	Katelyn RODGERS	JR-3	11.01	1/22	8	0.33	8.33
▶ HJ	1	Katelyn RODGERS	JR-3	1.53m	5-¼	20	10.00	30.00
▶ SP	1	Lauren SLOAN	SO-2	11.95m	39-2½	20	14.53	34.53
▶ SP	7	Paige DOCKINS	FR-1	6.82m	22-4½	8	0.00	8.00
▶ WT	1	Durecelle CAMPBELL	JR-3	12.85m	42-2	20	14.95	34.95
▶ WT	2	Lauren SLOAN	SO-2	11.39m	37-4½	18	4.25	22.25

Team Total

251.23

4

King College

Independent (DII)

unch

78

Event	Rank	Athlete	Yr	Mark	Date	Pl. Pts.	Bonus	TOTAL
▶ 60m	2	Lanneckia BREWTON	FR-1	7.93	1/22	18	3.14	21.14
▶ 60m	7	Kiana HAGLER	FR-1	8.34	1/22	8	1.18	9.18
▶ 60m	13	Jill HOOKER	FR-1	8.54	1/22	2	0.53	2.53
▶ 200m	7	Kiana HAGLER	FR-1	28.33	1/22	8	1.19	9.19
▶ 200m	9	Jill HOOKER	FR-1	28.75	1/22	6	0.72	6.72
▶ 200m	16	Callie TODT	FR-1	31.04	1/22	0.8	0.00	0.80
▶ 400m	1	Amanda DAVIS	SR-4	57.70	1/22	20	4.74	24.74
▶ 400m	2	Brittany SIMMONS	SR-4	58.31	1/22	18	4.35	22.35
▶ 400m	10	Rachel WINGARD	FR-1	1:07.66	1/22	5	0.39	5.39
▶ 800m	1	Brittany SIMMONS	SR-4	2:23.42	1/22	20	7.34	27.34
▶ 800m	11	Anna WALDBART	SR-4	2:52.13	1/22	4	0.00	4.00
▶ 5000	4	Hannah WITT	FR-1	19:31.52	1/22	14	0.00	14.00
▶ 4x400	1	Davis, Simmons, Brewton, Wingard		4:04.64	1/22	20	10.87	30.87

Team Total

178.25

5



Queens (N.C.)

Conference Carolinas

unch

14

Event	Rank	Athlete	Yr	Mark	Date	Pl. Pts.	Bonus	TOTAL
▶ 60m	8	Jessica GOODWATER	JR-3	8.39	1/22	7	0.99	7.99
▶ 200m	6	Jessica GOODWATER	JR-3	28.17	1/22	10	1.38	11.38
▶ 400m	5	Jamie POINTER	SO-2	1:03.97	1/22	12	1.50	13.50
▶ 400m	12	Melanie BERGEN	FR-1	1:08.75	1/22	3	0.21	3.21
▶ 400m	14	Lauren FEUDALE	JR-3	1:09.38	1/22	1	0.11	1.11
▶ 800m	7	Amanda WRIGHT	SO-2	2:45.41	1/22	8	0.48	8.48
▶ 800m	13	Paloma WEINER	FR-1	3:01.44	1/22	2	0.00	2.00
▶ Mile	1	Tanya ZEFERJAHN	SR-4	4:53.33	2/5	20	9.24	29.24
▶ Mile	4	Katie SNOW	FR-1	5:41.71	1/22	14	1.88	15.88
▶ Mile	11	Hannah DEMARCO	SR-4	6:20.49	1/22	4	0.00	4.00
▶ Mile	12	Olivia CHESTER	FR-1	6:23.12	1/22	3	0.00	3.00
▶ 5000	1	Tanya ZEFERJAHN	SR-4	16:13.70	1/29	20	11.77	31.77
▶ 5000	2	Meagan NEDLO	SR-4	16:54.67	2/5	18	7.21	25.21
▶ 5000	3	Jessica NEVILLE	JR-3	17:56.01	2/5	16	1.02	17.02

Team Total

173.77

6



Clayton State

Peach Belt Conference

Event	Rank	Athlete	Yr	Mark	Date	Pl. Pts.	Bonus	TOTAL
▶ 200m	17	Cherie SAYON	SO-2	31.57	2/6	0.7	0.00	0.70
▶ 400m	15	Jasmine MADISON	FR-1	1:10.99	2/6	0.9	0.00	0.90
▶ 800m	2	Keisha ETIENNE	SR-4	2:26.60	2/6	18	6.14	24.14
▶ 800m	5	Rene MARES	SO-2	2:41.20	2/6	12	1.32	13.32
▶ Mile	5	Paige GALVIN	FR-1	5:46.42	2/6	12	1.36	13.36
▶ Mile	6	Rene MARES	SO-2	5:49.38	2/6	10	1.11	11.11
▶ Mile	9	Megan BARNES	SO-2	6:01.38	2/6	6	0.12	6.12
▶ 4x400	2	Etienne, Gass, Belmudes, Aylor		4:11.47	2/6	18	8.28	26.28
▶ DMR	1	Galvin, Gass, Belmudes, Aylor		13:12.07	2/6	20	10.00	30.00
▶ LJ	1	Natasha GASS	SR-4	5.24m	17-2½	20	15.15	35.15
▶ SP	6	Hailii HOFFMAN	FR-1	8.41m	27-7¼	10	0.00	10.00

Team Total

171.08



2010 Indoor, Week #2

Only those regionally ranked in top 20 are shown

WOMEN - Southeast

7



Carson-Newman

South Atlantic Conference



Event	Rank	Athlete	Yr	Mark	Date	Pl. Pts.	Bonus	TOTAL
▶ 400m	4	Catelyn DAKE	SR-4	1:02.83	2/6	14	1.92	15.92
▶ 400m	9	Rachel LOGEMANN	FR-1	1:06.97	2/6	6	0.50	6.50
▶ Mile	10	Brooke EARHART	FR-1	6:06.80	2/6	5	0.00	5.00
Team Total								27.42



2010 Indoor, Week #2

Only those regionally ranked in top 20 are shown

WOMEN - West

1											
Cal State LA California Collegiate Athletic Association											
Event	Rank	Athlete	Yr	Mark	Date	Pl. Pts.	Bonus	TOTAL			
▶ 60m	3	Moriah JUBREY	JR-3	7.79	2/5	16	2.71	18.71			
▶ 60m	7	Michelle VAUGHNER	SO-2	8.03	2/5	8	0.96	8.96			
▶ 60m	10	Tanyshia RIDLEY	SR-4	8.11	2/5	5	0.48	5.48			
▶ 200m	2	Moriah JUBREY	JR-3	25.70	1/29	18	2.46	20.46			
▶ 200m	6	Jennifer SHOATE	JR-3	26.01	1/29	10	1.49	11.49			
▶ 400m	12	Brittany MANUEL	JR-3	1:00.67	1/29	3	0.39	3.39			
▶ 800m	16	Shianne SMITH	SR-4	2:26.70	1/29	0.8	0.09	0.89			
▶ 800m	18	Tuekeha HUNTLEY	SO-2	2:28.29	2/5	0.6	0.00	0.60			
▶ Mile	14	Liliana HERNANDEZ	SR-4	5:26.19	1/29	1	0.14	1.14			
▶ 5000	2	Liliana HERNANDEZ	SR-4	17:40.98	2/5	18	9.14	27.14			
▶ 5000	3	Dora PEREZ	SR-4	18:34.20	2/5	16	1.52	17.52			
▶ H60m	2	Jamilah ST. CYR	SR-4	8.67	2/5	18	3.88	21.88			
▶ H60m	3	Shianne SMITH	SR-4	8.96	1/29	16	2.35	18.35			
▶ H60m	6	Jennifer SHOATE	JR-3	9.23	2/5	10	1.30	11.30			
▶ H60m	7	Tanyshia RIDLEY	SR-4	9.31	2/5	8	1.04	9.04			
▶ H60m	8	Tuekeha HUNTLEY	SO-2	9.33	2/5	7	0.98	7.98			
▶ H60m	9	Ashley FLETCHER	JR-3	9.46	2/5	6	0.62	6.62			
▶ 4x400	2	Huntley, Smith, Shoate, Manuel		3:59.81	1/29	18	3.72	21.72			
▶ DMR	4	Sadauskaite, Perez, Belt, Hernandez		13:15.02	2/5	14	0.00	14.00			
▶ HJ	3	Shianne SMITH	SR-4	1.58m	5-2¼	1/29	16	1.48	17.48		
▶ HJ	3	Ashley FLETCHER	JR-3	1.58m	5-2¼	1/29	16	1.48	17.48		
▶ HJ	11	Tuekeha HUNTLEY	SO-2	1.53m	5-¾	2/5	4	0.21	4.21		
▶ HJ	15	Jamilah ST. CYR	SR-4	1.52m	4-11¼	1/29	0.9	0.07	0.97		
▶ LJ	1	Shianne SMITH	SR-4	5.83m	19-1½	2/5	20	6.64	26.64		
▶ LJ	3	Tanyshia RIDLEY	SR-4	5.29m	17-4¼	2/5	16	1.87	17.87		
▶ LJ	4	Jamilah ST. CYR	SR-4	5.25m	17-2¾	1/29	14	1.51	15.51		
▶ LJ	5	Tuekeha HUNTLEY	SO-2	5.21m	17-1¼	2/5	12	1.24	13.24		
▶ LJ	13	Ashley FLETCHER	JR-3	5.00m	16-5	2/5	2	0.18	2.18		
▶ TJ	11	Jamilah ST. CYR	SR-4	10.72m	35-2	2/5	4	0.32	4.32		
▶ TJ	15	Tanyshia RIDLEY	SR-4	10.63m	34-10½	2/5	0.9	0.17	1.07		
▶ SP	2	Jamilah ST. CYR	SR-4	13.59m	44-7	2/5	18	4.66	22.66		
▶ SP	3	Te' Ahnalin HARRIS	SO-2	12.82m	42-¾	1/29	16	2.73	18.73		
▶ SP	9	Tuekeha HUNTLEY	SO-2	11.55m	37-10¾	1/29	6	0.46	6.46		
▶ WT	14	Jamilah ST. CYR	SR-4	10.12m	33-2¾	2/5	1	0.04	1.04		
▶ WT	19	Te' Ahnalin HARRIS	SO-2	7.67m	25-2	2/5	0.5	0.00	0.50		
▶ PENT	1	Shianne SMITH	SR-4	3,584	1/29	20	7.06	27.06			
▶ PENT	2	Tuekeha HUNTLEY	SO-2	3,391	2/5	18	4.68	22.68			
▶ PENT	4	Ashley FLETCHER	JR-3	3,055	1/29	14	1.35	15.35			
▶ PENT	6	Jamilah ST. CYR	SR-4	3,020	1/29	10	1.05	11.05			
Team Total								474.55			

2											
Seattle Pacific Great Northwest Athletic Conference											
Event	Rank	Athlete	Yr	Mark	Date	Pl. Pts.	Bonus	TOTAL			
▶ 60m	20	Emily QUATIER	FR-1	8.27	1/16	0.45	0.00	0.45			
▶ 200m	20	Chrystal SIMS	JR-3	26.92	1/16	0.45	0.05	0.50			
▶ 400m	9	Jenifer PIKE	JR-3	1:00.30	1/16	6	0.70	6.70			
▶ 400m	16	Chrystal SIMS	JR-3	1:01.86	2/7	0.8	0.00	0.80			
▶ 400m	18	Emily QUATIER	FR-1	1:02.15	2/7	0.6	0.00	0.60			
▶ 800m	2	Lisa ANDERBERG	SR-4	2:15.77	1/29	18	2.38	20.38			
▶ 800m	15	Jenifer PIKE	JR-3	2:26.59	1/29	0.9	0.11	1.01			
▶ 800m	17	Kelsey BROWN	FR-1	2:27.07	2/7	0.7	0.05	0.75			
▶ 800m	20	Athena ALVAREZ	FR-1	2:30.56	2/7	0.45	0.00	0.45			
▶ Mile	1	Jessica PIXLER	SR-4	4:33.86	1/29	20	6.53	26.53			
▶ Mile	2	Jane LARSON	SR-4	4:49.27	1/29	18	3.99	21.99			
▶ Mile	4	Kate HARLINE	SR-4	5:05.14	1/29	14	1.85	15.85			
▶ Mile	8	Lisa ANDERBERG	SR-4	5:18.69	2/7	7	0.60	7.60			
▶ H60m	5	Terra SCHUMACHER	JR-3	9.22	1/29	12	1.33	13.33			
▶ H60m	12	Jenifer PIKE	JR-3	9.60	1/16	3	0.40	3.40			
▶ 4x400	5	Anderberg, Larson, Brown, Lewis		4:09.76	1/16	12	1.43	13.43			
▶ DMR	1	Anderberg, Larson, Pixler, Sims		11:33.13	1/16	20	10.80	30.80			
▶ HJ	1	Brittany AANSTAD	JR-3	1.67m	5-5¾	1/29	20	5.19	25.19		
▶ HJ	7	Jacque MATTSON	JR-3	1.57m	5-1¼	2/7	8	1.07	9.07		
▶ HJ	7	Katy GROSS	FR-1	1.57m	5-1¼	2/7	8	1.07	9.07		
▶ HJ	18	Jenifer PIKE	JR-3	1.49m	4-10½	1/29	0.6	0.00	0.60		
▶ HJ	19	Chrystal SIMS	JR-3	1.46m	4-9¾	1/29	0.5	0.00	0.50		
▶ PV	2	Terra SCHUMACHER	JR-3	3.50m	11-5¾	2/7	18	2.33	20.33		
▶ PV	4	Melissa PEASLEE	JR-3	3.38m	11-1	1/16	14	1.64	15.64		
▶ PV	10	Michaela CALDWELL	SO-2	3.20m	10-6	2/7	5	0.89	5.89		
▶ LJ	6	Brittany AANSTAD	JR-3	5.15m	16-10¾	1/29	10	0.88	10.88		
▶ LJ	7	Trinna MIRANDA	FR-1	5.13m	16-10	1/16	8	0.76	8.76		
▶ LJ	11	Kelly JENKINS	FR-1	5.05m	16-7	1/16	4	0.33	4.33		
▶ LJ	14	Natalie NOBBS	SO-2	4.99m	16-4½	1/16	1	0.15	1.15		
▶ LJ	17	Chrystal SIMS	JR-3	4.96m	16-3¾	1/29	0.7	0.06	0.76		
▶ LJ	20	Katy GROSS	FR-1	4.92m	16-1¾	1/16	0.45	0.00	0.45		
▶ TJ	1	Amanda ALVAREZ	FR-1	11.68m	38-4	1/29	20	4.04	24.04		
▶ TJ	6	Athena ALVAREZ	FR-1	11.00m	36-1¼	1/16	10	1.26	11.26		
▶ TJ	7	Trinna MIRANDA	FR-1	10.94m	35-10¾	1/29	8	1.05	9.05		
▶ TJ	8	Kelly JENKINS	FR-1	10.84m	35-6¾	1/16	7	0.71	7.71		
▶ TJ	14	Katy GROSS	FR-1	10.64m	34-11	1/16	1	0.18	1.18		
▶ TJ	16	Kira LEWIS	FR-1	10.49m	34-5	1/16	0.8	0.00	0.80		
▶ SP	19	Chrystal SIMS	JR-3	10.63m	34-10¾	1/29	0.5	0.00	0.50		
▶ PENT	3	Brittany AANSTAD	JR-3	3,307	1/29	16	3.64	19.64			
▶ PENT	5	Jenifer PIKE	JR-3	3,043	1/29	12	1.25	13.25			
▶ PENT	7	Chrystal SIMS	JR-3	2,983	1/29	8	0.73	8.73			



2010 Indoor, Week #2

Only those regionally ranked in top 20 are shown

WOMEN - West

Team Total 374.71

3  **Western Washington** **unch**
Great Northwest Athletic Conference **24**

Event	Rank	Athlete	Yr	Mark	Date	Pl. Pts.	Bonus	TOTAL
▶ 60m	6	Joana HOUPLIN	SO-2	7.98	1/29	10	1.27	11.27
▶ 60m	8	Megan ZUKOWSKI	JR-3	8.09	1/29	7	0.60	7.60
▶ 200m	14	Joana HOUPLIN	SO-2	26.70	1/16	1	0.26	1.26
▶ 200m	19	Megan ZUKOWSKI	JR-3	26.90	1/16	0.5	0.07	0.57
▶ 400m	1	Ellie SILER	SO-2	56.92	1/29	20	4.76	24.76
▶ 400m	4	Megan O'CONNELL	JR-3	59.38	1/29	14	1.49	15.49
▶ 400m	6	Sarah BROWNELL	JR-3	59.97	1/16	10	0.97	10.97
▶ 800m	7	Rachael JOHNSON	JR-3	2:19.25	1/29	8	1.23	9.23
▶ 800m	9	Megan O'CONNELL	JR-3	2:21.06	1/16	6	0.80	6.80
▶ Mile	3	Sarah PORTER	JR-3	4:57.69	1/29	16	2.72	18.72
▶ Mile	11	Jessica BOYER	SO-2	5:21.59	1/16	4	0.35	4.35
▶ Mile	16	Maria UJIFUSA	FR-1	5:29.20	1/16	0.8	0.01	0.81
▶ 5000	1	Lauren BREIHOF	JR-3	17:39.60	1/29	20	9.34	29.34
▶ H60m	4	Michelle HOWE	JR-3	9.02	1/29	14	2.05	16.05
▶ H60m	14	Alexandra MCDONALD	FR-1	9.77	2/6	1	0.15	1.15
▶ H60m	17	Shelby ROWLAND	FR-1	9.88	2/6	0.7	0.00	0.70
▶ H60m	18	Tanya BJORNSSON	FR-1	9.89	1/16	0.6	0.00	0.60
▶ 4x400	1	Siler, Howe, Brownell, O'Connell		3:54.63	1/29	20	5.30	25.30
▶ DMR	2	Olsen, O'Connell, Johnson, Porter		11:47.17	1/29	18	7.77	25.77
▶ HJ	3	Amanda OVERDICK	FR-1	1.58m	5-2¼	16	1.48	17.48
▶ PV	4	Amanda DIENNO	SR-4	3.38m	11-1	14	1.64	15.64
▶ PV	4	Robin MUELLER	SO-2	3.38m	11-1	14	1.64	15.64
▶ PV	9	Jennifer QUICK	JR-3	3.23m	10-7	6	0.97	6.97
▶ PV	11	Diana DIMARCO	JR-3	3.08m	10-1¼	4	0.56	4.56
▶ PV	16	Elsa COUVELIER	SR-4	2.78m	9-1½	0.8	0.00	0.80
▶ PV	16	Karis ANDERSON	FR-1	2.78m	9-1½	0.8	0.00	0.80
▶ LJ	2	Emily WARMAN	SO-2	5.53m	18-1¼	18	3.99	21.99
▶ TJ	5	Emily WARMAN	SO-2	11.03m	36-2¼	12	1.36	13.36
▶ SP	19	Brittany JONES	FR-1	10.63m	34-10½	0.5	0.00	0.50

Team Total 309.48

4  **Northwest Nazarene** **unch**
Great Northwest Athletic Conference **63**

Event	Rank	Athlete	Yr	Mark	Date	Pl. Pts.	Bonus	TOTAL	
▶ 60m	12	Melissa GRAMMER	FR-1	8.12	1/30	3	0.42	3.42	
▶ 200m	12	Melissa GRAMMER	FR-1	26.56	2/5	3	0.40	3.40	
▶ 200m	16	Latoya TIDWELL	JR-3	26.77	12/4	0.8	0.19	0.99	
▶ 400m	10	Elisa DECKER	JR-3	1:00.37	12/4	5	0.64	5.64	
▶ 800m	4	Michelle PHILLIPS	SR-4	2:16.89	2/5	14	1.92	15.92	
▶ 800m	5	Jaclyn PUGA	JR-3	2:16.94	2/5	12	1.90	13.90	
▶ 800m	8	Christine HARWOOD	FR-1	2:19.30	2/5	7	1.22	8.22	
▶ 800m	19	Meagan SWENSON	FR-1	2:29.96	2/5	0.5	0.00	0.50	
▶ Mile	9	Jordan POWELL	FR-1	5:21.01	2/5	6	0.40	6.40	
▶ Mile	19	Ashley RENDAHL	JR-3	5:38.66	2/5	0.5	0.00	0.50	
▶ 5000	5	Ashley RENDAHL	JR-3	19:42.48	2/5	12	0.00	12.00	
▶ 4x400	7	Ciaccio, Puga, Decker, Harwood		4:10.54	12/4	8	1.29	9.29	
▶ DMR	3	Phillips, Decker, Harwood, Puga		12:18.50	2/5	16	1.43	17.43	
▶ HJ	7	Jasmyn JEWITT	FR-1	1.57m	5-1¼	12/4	8	1.07	9.07
▶ HJ	11	Jill BENNETT	SO-2	1.53m	5-¼	1/30	4	0.21	4.21
▶ PV	7	Karina ELZINGA	SR-4	3.35m	10-11¼	12/4	8	1.49	9.49
▶ PV	8	MJ USABEL	SR-4	3.30m	10-10	2/5	7	1.24	8.24
▶ PV	12	Amanda KONZAL	SO-2	2.90m	9-6¼	2/5	3	0.08	3.08
▶ PV	12	Ashley EGGER	JR-3	2.90m	9-6¼	12/4	3	0.08	3.08
▶ LJ	9	Jasmyn JEWITT	FR-1	5.11m	16-9¼	2/5	6	0.64	6.64
▶ LJ	14	Laura VONARX	SR-4	4.99m	16-4¼	12/4	1	0.15	1.15
▶ LJ	16	Molly REID	SO-2	4.97m	16-3¾	2/5	0.8	0.09	0.89
▶ LJ	17	Jill BENNETT	SO-2	4.96m	16-3¾	12/4	0.7	0.06	0.76
▶ TJ	3	Laura VONARX	SR-4	11.51m	37-9¼	12/4	16	3.19	19.19
▶ TJ	9	Jasmyn JEWITT	FR-1	10.83m	35-6¼	12/4	6	0.68	6.68
▶ TJ	10	Maycee BEKKEDAHL	JR-3	10.76m	35-3¾	1/30	5	0.44	5.44
▶ TJ	13	Molly REID	SO-2	10.67m	35-¼	2/5	2	0.24	2.24
▶ TJ	17	Annie LARLEE	JR-3	10.48m	34-4¼	1/30	0.7	0.00	0.70
▶ SP	1	Joy WARRINGTON	SO-2	13.63m	44-8¾	1/30	20	4.76	24.76
▶ SP	8	Carly DRANGINIS	FR-1	11.71m	38-5	1/30	7	0.70	7.70
▶ SP	18	Shayna SHUTE	JR-3	10.74m	35-3	1/30	0.6	0.00	0.60
▶ WT	3	Joy WARRINGTON	SO-2	14.41m	47-3¾	2/5	16	2.26	18.26
▶ WT	5	Shayna SHUTE	JR-3	13.71m	44-11¼	2/5	12	1.74	13.74
▶ WT	6	Erika MCCARTHY	SR-4	13.63m	44-8¾	2/5	10	1.68	11.68
▶ WT	10	Carly DRANGINIS	FR-1	11.88m	38-11¼	2/5	5	0.71	5.71
▶ WT	11	Alicia HEDRICK	FR-1	10.68m	35-½	1/30	4	0.25	4.25
▶ WT	15	Bailey OSBORN	SO-2	10.08m	33-1	2/5	0.9	0.02	0.92
▶ WT	16	Sarah MATTLY	FR-1	9.42m	30-11	1/30	0.8	0.00	0.80
▶ PENT	8	Jill BENNETT	SO-2	2,927	12/4	7	0.25	7.25	
▶ PENT	9	Laura VONARX	SR-4	2,767	12/4	6	0.00	6.00	
▶ PENT	11	Beth MCLAM	JR-3	2,265	12/4	4	0.00	4.00	



2010 Indoor, Week #2

Only those regionally ranked in top 20 are shown

WOMEN - West

Team Total 288.92

5



Cal State Dominguez Hills

California Collegiate Athletic Association

39

Event	Rank	Athlete	Yr	Mark	Date	Pl. Pts.	Bonus	TOTAL
▶ 60m	1	MONIKKIA WHITE	FR-1	7.72	2/5	20	3.38	23.38
▶ 60m	2	Chanel PARKER	JR-3	7.74	2/5	18	3.19	21.19
▶ 60m	5	BREIONNA JACKSON	FR-1	7.87	2/5	12	1.96	13.96
▶ 60m	8	Destiny TYLER	SO-2	8.09	2/5	7	0.60	7.60
▶ 200m	3	Chanel PARKER	JR-3	25.83	1/29	16	2.05	18.05
▶ 200m	4	Nancy BLAKE	JR-3	25.87	1/29	14	1.92	15.92
▶ 200m	5	MONIKKIA WHITE	FR-1	25.95	1/29	12	1.68	13.68
▶ 200m	10	Dora BALDWIN	SO-2	26.27	1/29	5	0.88	5.88
▶ 200m	15	BREIONNA JACKSON	FR-1	26.75	1/29	0.9	0.21	1.11
▶ 200m	17	Destiny TYLER	SO-2	26.86	1/29	0.7	0.11	0.81
▶ 400m	2	Nancy BLAKE	JR-3	56.95	1/29	18	4.72	22.72
▶ 400m	3	Dora BALDWIN	SO-2	58.82	1/29	16	2.21	18.21
▶ 400m	19	JANETTE MORFIN	JR-3	1:02.40	1/29	0.5	0.00	0.50
▶ H60m	1	Chanel PARKER	JR-3	8.54	2/5	20	4.59	24.59
▶ 4x400	4	Morfin, Joseph, Tyler, Jackson		4:04.53	2/5	14	2.44	16.44
▶ PENT	13	Judith FISHER	SR-4	1,903	1/29	2	0.00	2.00

Team Total 206.58

6



San Francisco State

California Collegiate Athletic Association

65

Event	Rank	Athlete	Yr	Mark	Date	Pl. Pts.	Bonus	TOTAL
▶ 60m	4	Alicia CHAMBERS	SO-2	7.80	1/23	14	2.61	16.61
▶ 60m	12	Carrie THOMAS	SO-2	8.12	1/23	3	0.42	3.42
▶ 60m	15	Brittany JOHNSON	SO-2	8.15	1/16	0.9	0.25	1.15
▶ 200m	1	Alicia CHAMBERS	SO-2	25.26	1/23	20	3.86	23.86
▶ 200m	7	Carrie THOMAS	SO-2	26.04	2/5	8	1.40	9.40
▶ 200m	18	Samantha EGGERT	FR-1	26.88	1/16	0.6	0.09	0.69
▶ 400m	5	Samantha EGGERT	FR-1	59.40	2/5	12	1.46	13.46
▶ 400m	8	Tyler DALBEY	SR-4	1:00.28	2/5	7	0.72	7.72
▶ 400m	11	Stefeny BUTLER	FR-1	1:00.56	2/5	4	0.48	4.48
▶ 4x400	3	Chambers, Thomas, Butler, Eggert		4:01.00	2/5	16	3.36	19.36
▶ HJ	2	Felicia TERWILLIGER	SO-2	1.63m	5-4¼	18	3.54	21.54
▶ HJ	3	Meagen MOIOLA	SO-2	1.58m	5-2¼	16	1.48	17.48
▶ SP	10	Luisa MUSIKA	SO-2	11.50m	37-8¾	5	0.42	5.42
▶ SP	14	Lindsay MACHADO	FR-1	11.14m	36-6¾	1	0.10	1.10
▶ WT	1	Luisa MUSIKA	SO-2	16.19m	53-1½	20	3.96	23.96
▶ WT	7	Deirdra BRIDGETT	SO-2	12.85m	42-2	8	1.15	9.15

Team Total 178.86

7



Western Oregon

Great Northwest Athletic Conference

unch

35

Event	Rank	Athlete	Yr	Mark	Date	Pl. Pts.	Bonus	TOTAL	
▶ 60m	10	Stefani DITTMAR	SR-4	8.11	1/29	5	0.48	5.48	
▶ 60m	14	Lacey MEUSEC	JR-3	8.13	1/29	1	0.36	1.36	
▶ 60m	17	Mary BAILEY	FR-1	8.18	1/16	0.7	0.09	0.79	
▶ 200m	8	Sarah KATHREIN	FR-1	26.19	1/29	7	1.04	8.04	
▶ 200m	11	Lacey MEUSEC	JR-3	26.48	1/29	4	0.48	4.48	
▶ 400m	14	Sarah KATHREIN	FR-1	1:00.80	1/29	1	0.29	1.29	
▶ 400m	15	Crystal MCDOWELL	FR-1	1:01.35	2/7	0.9	0.03	0.93	
▶ 400m	17	Meryl BUTCHER	SO-2	1:02.12	2/7	0.7	0.00	0.70	
▶ 800m	1	Annan APPLEBEE	JR-3	2:11.53	1/29	20	4.16	24.16	
▶ 800m	3	Janelle EVERETTS	SO-2	2:16.00	1/29	16	2.28	18.28	
▶ 800m	12	Zoe SKORDAHL	SO-2	2:23.61	1/16	3	0.48	3.48	
▶ 800m	13	Erica ZAMBON	SR-4	2:24.84	1/16	2	0.32	2.32	
▶ 800m	14	Meryl BUTCHER	SO-2	2:26.00	1/16	1	0.18	1.18	
▶ Mile	5	Erika SNAWDER	JR-3	5:12.78	2/7	12	1.13	13.13	
▶ Mile	7	Tricia MORRISON	JR-3	5:18.56	2/7	8	0.61	8.61	
▶ Mile	12	Erica ZAMBON	SR-4	5:23.92	2/7	3	0.24	3.24	
▶ Mile	17	Zoe SKORDAHL	SO-2	5:29.94	2/7	0.7	0.00	0.70	
▶ Mile	18	Lyndsey MCKILLIP	SR-4	5:33.94	2/7	0.6	0.00	0.60	
▶ H60m	10	Janna VANDER MEULEN	SO-2	9.55	1/16	5	0.48	5.48	
▶ H60m	11	Kaitlyn REID	JR-3	9.59	1/16	4	0.42	4.42	
▶ H60m	13	Ali MOSHER	SO-2	9.73	1/16	2	0.21	2.21	
▶ 4x400	6	Dittmar, Meusec, Kathrein, Skordahl		4:10.53	1/16	10	1.29	11.29	
▶ HJ	7	Karah AMBROSE	FR-1	1.57m	5-1¾	8	1.07	9.07	
▶ HJ	15	Kelsey NEILSON	SO-2	1.52m	4-11¼	0.9	0.07	0.97	
▶ LJ	8	Ashley POTTER	SO-2	5.12m	16-9¾	7	0.70	7.70	
▶ TJ	2	Ashley POTTER	SO-2	11.57m	37-11½	18	3.49	21.49	
▶ SP	15	Mandy KEIFER	JR-3	11.12m	36-5¾	2/7	0.9	0.08	0.98


Team Total 164.19




2010 Indoor, Week #2

Only those regionally ranked in top 20 are shown

WOMEN - West

8		 Cal State Stanislaus		unch				40	
California Collegiate Athletic Association									
Event	Rank	Athlete	Yr	Mark	Date	Pl. Pts.	Bonus	TOTAL	
▶ 60m	19	Whitney ANDERSON	FR-1	8.24	2/5	0.5	0.00	0.50	
▶ 400m	7	Derrhea MCLIECHEY	SO-2	1:00.13	1/23	8	0.84	8.84	
▶ 800m	6	April MONTGOMERY	SR-4	2:17.98	1/30	10	1.57	11.57	
▶ 800m	11	Ruby FOLDAGER	SO-2	2:22.92	1/23	4	0.56	4.56	
▶ Mile	6	Denali FOLDAGER	SO-2	5:16.51	1/23	10	0.80	10.80	
▶ 5000	6	Lindsay GARCIA	SO-2	19:44.13	2/5	10	0.00	10.00	
▶ H60m	16	Brittni SHOWERS	FR-1	9.81	2/5	0.8	0.09	0.89	
▶ H60m	20	Rio SCHWALBACH	FR-1	9.92	2/5	0.45	0.00	0.45	
▶ 4x400	8	Showers, McLiechey, Foldager, Montgomery		4:12.47	1/23	7	0.93	7.93	
▶ HJ	11	Rio SCHWALBACH	FR-1	1.53m	5-¼	2/5	4	0.21	4.21
▶ PV	1	Annie BURLINGHAM	SR-4	3.86m	12-8	2/5	20	4.96	24.96
▶ PV	2	Alicia WAGNER	JR-3	3.50m	11-5¼	2/5	18	2.33	20.33
▶ LJ	10	Britnie COOKSEY	JR-3	5.07m	16-7¼	1/30	5	0.40	5.40
▶ LJ	19	Rio SCHWALBACH	FR-1	4.95m	16-3	2/5	0.5	0.03	0.53
▶ TJ	19	Rio SCHWALBACH	FR-1	10.13m	33-3	1/23	0.5	0.00	0.50
▶ TJ	20	Britnie COOKSEY	JR-3	9.94m	32-7½	2/5	0.45	0.00	0.45
▶ SP	5	Jeni CUNHA	FR-1	12.01m	39-5	2/5	12	1.22	13.22
▶ WT	8	Jeni CUNHA	FR-1	12.78m	41-11¼	1/23	7	1.10	8.10
▶ WT	20	Jacqueline CASTILLA	SO-2	6.70m	21-11¼	2/5	0.45	0.00	0.45
▶ PENT	12	Brittni SHOWERS	FR-1	2,124	2/5	3	0.00	3.00	
Team Total								137.78	

9		 Central Washington		▲ 1				87	
Great Northwest Athletic Conference									
Event	Rank	Athlete	Yr	Mark	Date	Pl. Pts.	Bonus	TOTAL	
▶ 60m	20	Sarah TAKAYOSHI	FR-1	8.27	2/6	0.45	0.00	0.45	
▶ H60m	15	Katharine LOTZE	FR-1	9.79	2/6	0.9	0.12	1.02	
▶ H60m	19	Raquel GONZALEZ	SR-4	9.90	2/6	0.5	0.00	0.50	
▶ 4x400	10	Hampton, Gonzalez, Rose, Lotze		4:20.63	1/16	5	0.00	5.00	
▶ HJ	11	Katharine LOTZE	FR-1	1.53m	5-¼	1/16	4	0.21	4.21
▶ HJ	20	Raquel GONZALEZ	SR-4	1.45m	4-9	2/6	0.45	0.00	0.45
▶ PV	12	Jamie LARSEN	FR-1	2.90m	9-6¼	2/6	3	0.08	3.08
▶ PV	19	Hannah SWIGART	FR-1	2.75m	9-¼	2/6	0.5	0.00	0.50
▶ TJ	4	Katharine LOTZE	FR-1	11.39m	37-4½	2/5	14	2.59	16.59
▶ TJ	12	Amanda ROSE	SR-4	10.70m	35-1¼	1/16	3	0.29	3.29
▶ SP	4	Raisa YATES	FR-1	12.46m	40-10¼	2/6	14	2.00	16.00
▶ SP	15	Torrie SELF	JR-3	11.12m	36-5¼	2/6	0.9	0.08	0.98
▶ SP	17	Kaylee BAUMSTARK	FR-1	10.82m	35-6	2/6	0.7	0.00	0.70
▶ WT	2	Torrie SELF	JR-3	15.56m	51-¼	1/29	18	3.36	21.36
▶ WT	4	Jordan STUECKLE	JR-3	14.33m	47-¼	2/6	14	2.18	16.18
▶ WT	9	Kaylee BAUMSTARK	FR-1	12.76m	41-10¼	2/6	6	1.08	7.08
▶ WT	11	Raisa YATES	FR-1	10.68m	35-½	2/6	4	0.25	4.25
▶ WT	18	Becky MULKEY	FR-1	8.21m	26-11¼	2/6	0.6	0.00	0.60
Team Total								104.40	



2010 Indoor, Week #2

Only those regionally ranked in top 20 are shown

WOMEN - West

10



Montana St.-Billings

▼ 1

Great Northwest Athletic Conference

Event	Rank	Athlete	Yr	Mark	Date	Pl. Pts.	Bonus	TOTAL	
▶ 60m	16	Justine SIMONS	SO-2	8.17	12/12	0.8	0.13	0.93	
▶ 60m	18	Erika HALLE	SO-2	8.19	1/29	0.6	0.06	0.66	
▶ 200m	9	Erika HALLE	SO-2	26.22	1/22	6	0.98	6.98	
▶ 200m	13	Justine SIMONS	SO-2	26.66	12/12	2	0.30	2.30	
▶ 400m	13	Erika HALLE	SO-2	1:00.79	2/5	2	0.29	2.29	
▶ 400m	20	Justine SIMONS	SO-2	1:02.46	2/5	0.45	0.00	0.45	
▶ Mile	10	Whitney MICKELSON	SO-2	5:21.26	1/29	5	0.38	5.38	
▶ Mile	13	Katie THIEL	JR-3	5:26.00	1/29	2	0.15	2.15	
▶ Mile	20	Mykel LER	JR-3	5:42.18	2/5	0.45	0.00	0.45	
▶ 5000	4	Mary OWEN	FR-1	19:37.45	2/5	14	0.00	14.00	
▶ 4x400	9	Adams, Mickelson, Halle, Simons		4:17.70	2/5	6	0.23	6.23	
▶ DMR	5	Thiel, Crowder, Ler, Mickelson		13:16.03	2/5	12	0.00	12.00	
▶ HJ	15	Kayla NEUMILLER	FR-1	1.52m	4-11%	12/3	0.9	0.07	0.97
▶ PV	12	Emili CROWDER	FR-1	2.90m	9-6%	1/22	3	0.08	3.08
▶ LJ	11	Erika HALLE	SO-2	5.05m	16-7	12/12	4	0.33	4.33
▶ TJ	18	Elissa ADAMS	FR-1	10.15m	33-3%	12/3	0.6	0.00	0.60
▶ SP	6	Brook BERG	FR-1	11.88m	38-11%	12/12	10	1.00	11.00
▶ SP	7	Kelsee CLARK	JR-3	11.78m	38-7%	12/3	8	0.83	8.83
▶ SP	11	Alexi HALVORSON	JR-3	11.48m	37-8	2/5	4	0.40	4.40
▶ SP	11	Hilary GOURNEAU	SO-2	11.48m	37-8	1/29	4	0.40	4.40
▶ SP	13	Kacie VANDERLOOS	JR-3	11.21m	36-9%	2/5	2	0.16	2.16
▶ WT	13	Hilary GOURNEAU	SO-2	10.60m	34-9%	1/22	2	0.22	2.22
▶ WT	17	Kacie VANDERLOOS	JR-3	8.80m	28-10%	1/22	0.7	0.00	0.70
▶ PENT	10	Erika HALLE	SO-2	2,639	1/12	5	0.00	5.00	
Team Total								103.14	

11



St. Martin's

unch

Great Northwest Athletic Conference

Event	Rank	Athlete	Yr	Mark	Date	Pl. Pts.	Bonus	TOTAL
▶ 800m	10	Annie LAWERYSON	JR-3	2:21.43	1/16	5	0.76	5.76
▶ Mile	15	Krinda CARLSON	SR-4	5:26.91	1/16	0.9	0.11	1.01
▶ PV	16	Samantha HULL	FR-1	2.78m	9-1%	1/16	0.8	0.80
Team Total								7.60