



2010 Indoor, Week #3

Only those regionally ranked in top 20 are shown

MEN - Atlantic

1

Saint Augustine's

Central Intercollegiate Athletic Association

unch

2

Event	Rank	Athlete	Yr	Mark	Date	Pl. Pts.	Bonus	TOTAL
▶ 60m	1	Ramon GITTENS	JR-3	6.77	1/7	20	2.87	22.87
▶ 60m	2	Josh SCOTT	JR-3	6.81	12/4	18	2.24	20.24
▶ 60m	5	Sean STUART	FR-1	6.87	1/28	12	1.31	13.31
▶ 60m	9	Kelly FISHER	SO-2	6.89	1/28	6	1.06	7.06
▶ 60m	12	Richard BOONE	SR-4	6.93	2/12	3	0.65	3.65
▶ 200m	1	Josh SCOTT	JR-3	21.30	1/28	20	3.98	23.98
▶ 200m	2	ANTONIO ABNEY	JR-3	21.55	2/12	18	2.93	20.93
▶ 200m	5	Richard BOONE	SR-4	21.86	12/4	12	1.65	13.65
▶ 200m	13	Ramon GITTENS	JR-3	22.28	12/4	2	0.36	2.36
▶ 200m	14	Darryl JENKINS	JR-3	22.30	2/12	1	0.31	1.31
▶ 200m	17	Kelly FISHER	SO-2	22.33	2/12	0.7	0.25	0.95
▶ 400m	1	ANTONIO ABNEY	JR-3	47.52	1/28	20	3.82	23.82
▶ 400m	2	Josh SCOTT	JR-3	47.61	1/21	18	3.64	21.64
▶ 800m	2	George SMITH	JR-3	1:52.46	1/21	18	3.32	21.32
▶ 800m	6	Johnny SHUPING	SR-4	1:55.32	12/4	10	1.14	11.14
▶ 800m	9	Aaron DUDLEY	FR-1	1:55.88	1/28	6	0.84	6.84
▶ Mile	6	George SMITH	JR-3	4:16.90	1/21	10	1.32	11.32
▶ Mile	7	Johnny SHUPING	SR-4	4:17.17	12/4	8	1.26	9.26
▶ H60m	1	Jason BOYD	SO-2	8.00	1/28	20	3.03	23.03
▶ H60m	6	STEVE SIMEUS	SR-4	8.14	1/22	10	1.82	11.82
▶ H60m	7	Ronnie GRIFFITH	SO-2	8.21	2/12	8	1.39	9.39
▶ H60m	11	DeAngelo SCALES	FR-1	8.40	12/4	4	0.36	4.36
▶ H60m	12	Marcus DORSEY	FR-1	8.41	2/12	3	0.33	3.33
▶ 4x400	1	Abney, Boone, Boyd, Scott		3:10.73	1/28	20	6.14	26.14
▶ DMR	7	Dudley, Robinson, Bailey, Smith		10:45.60	2/12	8	0.88	8.88
▶ HJ	3	Christopher COPELAND	SO-2	2.10m	6-10¾	16	2.52	18.52
▶ HJ	6	Orolando DUFFUS	JR-3	2.04m	6-8¾	10	1.22	11.22
▶ LJ	3	Orolando DUFFUS	JR-3	7.39m	24-3	16	2.60	18.60
▶ LJ	5	BRANDON QUARLES	SR-4	7.32m	24-¾	12	2.14	14.14
▶ LJ	7	Michael WILLIAMS	SR-4	7.10m	23-3¾	8	1.13	9.13
▶ TJ	1	BRANDON QUARLES	SR-4	15.84m	51-11¾	20	4.28	24.28
▶ TJ	2	Orolando DUFFUS	JR-3	15.44m	50-8	18	3.22	21.22
▶ TJ	4	Jamal CUMBERBATCH	SR-4	15.05m	49-4¾	14	2.18	16.18
▶ TJ	16	Malcolm MCMILLION	SO-2	13.65m	44-9¾	0.8	0.06	0.86
▶ SP	14	Rowdy BATCHELOR	SO-2	13.58m	44-6¾	1	0.12	1.12
▶ SP	19	Rory NIXON	FR-1	13.28m	43-7	0.5	0.00	0.50
Team Total								460.09

2

Lock Haven

Pennsylvania State Athletic Conference

unch

40

Event	Rank	Athlete	Yr	Mark	Date	Pl. Pts.	Bonus	TOTAL
▶ 60m	10	Greg MOCK	SR-4	6.90	1/15	5	0.96	5.96
▶ 60m	19	Chris CHURCH	SO-2	7.03	2/12	0.5	0.05	0.55
▶ 200m	17	Greg MOCK	SR-4	22.33	12/3	0.7	0.25	0.95
▶ 400m	10	Chris JONES	SO-2	49.24	1/15	5	0.73	5.73
▶ 400m	13	Steve ROBERTS	SO-2	49.52	1/15	2	0.38	2.38
▶ 800m	10	Chris EDELMAN	SR-4	1:56.26	2/4	5	0.63	5.63
▶ 800m	15	Nick HILTON	JR-3	1:56.95	2/12	0.9	0.27	1.17
▶ 800m	20	Justin AMY	JR-3	1:57.34	2/4	0.45	0.16	0.61
▶ Mile	1	Nick HILTON	JR-3	4:12.64	1/28	20	2.71	22.71
▶ Mile	5	Brandon POMERANTZ	SR-4	4:15.89	1/28	12	1.65	13.65
▶ Mile	13	Nathan ZONDLO	SO-2	4:21.60	2/12	2	0.44	2.44
▶ Mile	14	A.J. JOHNSON	JR-3	4:23.25	2/12	1	0.27	1.27
▶ 5000	1	A.J. JOHNSON	JR-3	14:52.76	1/28	20	3.61	23.61
▶ 5000	2	Tim GETZ	JR-3	14:58.63	2/4	18	2.91	20.91
▶ 5000	3	Mitch MILLER	SO-2	15:02.59	2/4	16	2.43	18.43
▶ 5000	20	Mike GARRAWAY	FR-1	15:44.27	2/4	0.45	0.00	0.45
▶ 4x400	10	Jones, Daugherty, Roberts, Labelle		3:22.26	12/3	5	0.52	5.52
▶ DMR	1	Pomerantz, Wilkinson, Edelman, Hilton		9:56.55	2/11	20	4.64	24.64
▶ HJ	6	Chris AMMANN	FR-1	2.04m	6-8¾	10	1.22	11.22
▶ PV	6	Jordan STONEBREAKER	FR-1	4.65m	15-3	10	1.45	11.45
▶ PV	18	Phillip LABELLE	JR-3	4.12m	13-6¾	0.6	0.00	0.60
▶ TJ	14	Chris AMMANN	FR-1	13.72m	45-¾	1	0.13	1.13
▶ SP	3	Tyler THOMAS	SO-2	15.04m	49-4¾	16	2.36	18.36
▶ SP	4	Logan WOLFE	SR-4	14.74m	48-4¾	14	1.74	15.74
▶ SP	15	Randy SYLVIA	SR-4	13.50m	44-3¾	0.9	0.05	0.95
▶ WT	4	Randy SYLVIA	SR-4	16.87m	55-4¾	14	1.80	15.80
▶ WT	5	Tyler THOMAS	SO-2	16.68m	54-8¾	12	1.58	13.58
▶ WT	8	Chad YURCHICK	SR-4	16.15m	53-0	7	0.98	7.98
▶ WT	11	Logan WOLFE	SR-4	15.22m	49-11¾	4	0.34	4.34
▶ WT	17	Nathan LIPSI	SO-2	13.78m	45-2¾	0.7	0.00	0.70
▶ HEPT	4	Chris AMMANN	FR-1	4,582	1/28	14	2.53	16.53
▶ HEPT	6	Phillip LABELLE	JR-3	4,252	1/28	10	1.32	11.32
Team Total								289.16



2010 Indoor, Week #3

Only those regionally ranked in top 20 are shown

MEN - Atlantic

3		Shippensburg		unch		28			
		RED RAIDERS		Pennsylvania State Athletic Conference					
Event	Rank	Athlete	Yr	Mark	Date	Pl. Pts.	Bonus	TOTAL	
▶ 60m	18	Dan SPEAKS	FR-1	7.00	12/3	0.6	0.20	0.80	
▶ 800m	4	Edward BUCK	SO-2	1:55.12	1/28	14	1.24	15.24	
▶ Mile	2	Edward BUCK	SO-2	4:13.46	2/4	18	2.44	20.44	
▶ Mile	3	Matt GILLETTE	FR-1	4:14.38	1/22	16	2.14	18.14	
▶ Mile	4	Stephen SCHELANDER	SO-2	4:15.76	2/4	14	1.69	15.69	
▶ Mile	8	Sean STETLER	JR-3	4:17.84	1/22	7	1.12	8.12	
▶ Mile	9	Joshua NEYHART	SR-4	4:18.49	2/4	6	0.98	6.98	
▶ Mile	11	Ethan RISSELL	JR-3	4:19.17	1/22	4	0.83	4.83	
▶ 5000	4	Ethan RISSELL	JR-3	15:06.04	1/28	14	2.02	16.02	
▶ 5000	6	Bryan BEEGLE	JR-3	15:11.37	2/11	10	1.40	11.40	
▶ 5000	9	Sean STETLER	JR-3	15:16.19	1/28	6	1.01	7.01	
▶ 5000	10	Dustin ADAMS	JR-3	15:18.54	1/22	5	0.83	5.83	
▶ 5000	16	Brandon BOYER	JR-3	15:36.91	2/11	0.8	0.00	0.80	
▶ H60m	18	Tyrek NELSON	SO-2	8.57	2/12	0.6	0.00	0.60	
▶ 4x400	8	Raguz, Phillips, Line, Wolfe		3:21.60	2/4	7	0.73	7.73	
▶ DMR	2	Buck, Raguz, Neyhart, Gillette		9:58.71	2/4	18	4.42	22.42	
▶ HJ	11	Don GRAYBILL	SR-4	1.98m	6-6	12/3	4	0.47	4.47
▶ PV	1	Don GRAYBILL	SR-4	4.95m	16-2¾	2/4	20	3.59	23.59
▶ PV	9	Travis HAMMAKER	SO-2	4.50m	14-9	2/4	6	0.62	6.62
▶ PV	13	Andrew CAMPOLONGO	JR-3	4.35m	14-3¾	1/22	2	0.16	2.16
▶ PV	15	Greg OSMOLENSKI	SO-2	4.20m	13-9¾	1/22	0.9	0.00	0.90
▶ PV	15	Jim OSMOLENSKI	JR-3	4.20m	13-9¾	1/28	0.9	0.00	0.90
▶ LJ	11	Matthew TERRY	FR-1	6.94m	22-9¾	2/4	4	0.41	4.41
▶ LJ	18	Elijah TRUSTY	FR-1	6.76m	22-2¾	1/22	0.6	0.00	0.60
▶ LJ	18	Cody DEBOER	FR-1	6.76m	22-2¾	12/3	0.6	0.00	0.60
▶ TJ	7	Matthew TERRY	FR-1	14.44m	47-4¾	2/4	8	0.96	8.96
▶ TJ	11	Elijah TRUSTY	FR-1	14.24m	46-8¾	2/11	4	0.61	4.61
▶ TJ	15	Kyle DICKINSON	FR-1	13.66m	44-9¾	2/12	0.9	0.07	0.97
▶ SP	6	Steve D'ARCY	JR-3	14.34m	47-¾	1/28	10	1.07	11.07
▶ SP	10	Travis NYE	SO-2	14.07m	46-2	1/22	5	0.61	5.61
▶ SP	11	Tappah DINNALL	JR-3	14.00m	45-11¾	2/12	4	0.49	4.49
▶ SP	18	Adam DEISOROTH	SR-4	13.45m	44-1½	2/12	0.6	0.00	0.60
▶ WT	10	Tappah DINNALL	JR-3	15.57m	51-1	2/11	5	0.55	5.55
▶ WT	14	Travis NYE	SO-2	14.79m	48-6¾	1/22	1	0.09	1.09
▶ WT	19	Adam DEISOROTH	SR-4	13.52m	44-4¾	2/12	0.5	0.00	0.50
▶ HEPT	1	Don GRAYBILL	SR-4	4,913		12/3	20	4.20	24.20
▶ HEPT	9	Andrew CAMPOLONGO	JR-3	4,130		12/3	6	0.91	6.91
▶ HEPT	16	Jason ROTH	FR-1	3,545		1/13	0.8	0.00	0.80
▶ HEPT	18	Evan MILLER	FR-1	3,057		1/13	0.6	0.00	0.60
Team Total								286.63	

4		East Stroudsburg		unch		21			
		WARRIORS		Pennsylvania State Athletic Conference					
Event	Rank	Athlete	Yr	Mark	Date	Pl. Pts.	Bonus	TOTAL	
▶ 200m	4	Chris REDDICK	SR-4	21.81	2/11	14	1.86	15.86	
▶ 200m	7	Negus GRAHAM	JR-3	22.00	2/11	8	1.10	9.10	
▶ 200m	9	Ian MELHORN	SO-2	22.19	1/22	6	0.60	6.60	
▶ 200m	14	Andrew MCCLOSKEY	SR-4	22.30	1/29	1	0.31	1.31	
▶ 400m	5	Negus GRAHAM	JR-3	48.83	2/4	12	1.27	13.27	
▶ 400m	12	Chris REDDICK	SR-4	49.45	2/4	3	0.47	3.47	
▶ 800m	13	Mike SAPARITO	FR-1	1:56.46	2/11	2	0.53	2.53	
▶ 800m	16	Sam JANSSEN	SO-2	1:56.96	2/11	0.8	0.26	1.06	
▶ 5000	15	Greg LARIA	SO-2	15:35.01	2/6	0.9	0.02	0.92	
▶ 5000	18	Kyle WEIR	SR-4	15:39.20	2/11	0.6	0.00	0.60	
▶ 5000	19	Chris ZADROGA	JR-3	15:39.87	2/11	0.5	0.00	0.50	
▶ H60m	4	Russell SMITH	SR-4	8.10	2/11	14	2.10	16.10	
▶ H60m	13	Kye SODEN	FR-1	8.43	1/13	2	0.27	2.27	
▶ H60m	14	Corey YOUNG	FR-1	8.44	1/22	1	0.25	1.25	
▶ 4x400	2	Reddick, Melhorn, Pammer, Graham		3:15.74	2/11	18	3.45	21.45	
▶ DMR	4	Saparito, Aldeen, Janssen, Fezza		10:12.45	2/4	14	3.06	17.06	
▶ HJ	14	Kye SODEN	FR-1	1.95m	6-4¾	12/3	1	0.18	1.18
▶ HJ	14	Dan JOHNSON	SO-2	1.95m	6-4¾	1/13	1	0.18	1.18
▶ HJ	16	Shane BURROWS	SR-4	1.94m	6-4¾	2/11	0.8	0.09	0.89
▶ PV	1	Matthew GALLUP	SR-4	4.95m	16-2¾	2/11	20	3.59	23.59
▶ PV	14	Colin FEENEY	SR-4	4.34m	14-2¾	12/3	1	0.13	1.13
▶ PV	19	Shane BURROWS	SR-4	4.11m	13-5¾	2/6	0.5	0.00	0.50
▶ LJ	16	Drew MILLER	SR-4	6.79m	22-3¾	2/11	0.8	0.02	0.82
▶ TJ	6	Drew MILLER	SR-4	14.72m	48-3¾	2/6	10	1.47	11.47
▶ TJ	13	Brandon HILLMAN	SO-2	13.76m	45-1¾	2/6	2	0.16	2.16
▶ SP	2	Paul WAGNER	SR-4	15.21m	49-11	2/6	18	2.78	20.78
▶ WT	1	Paul WAGNER	SR-4	19.39m	63-7¾	2/6	20	5.82	25.82
▶ HEPT	5	Colin FEENEY	SR-4	4,305		1/13	12	1.51	13.51
▶ HEPT	7	Dan JOHNSON	SO-2	4,230		1/13	8	1.24	9.24
Team Total								227.55	

**2010 Indoor, Week #3**

Only those regionally ranked in top 20 are shown

MEN - Atlantic

7		S		Slippery Rock				1	
				Pennsylvania State Athletic Conference				39	
Event	Rank	Athlete	Yr	Mark	Date	Pl. Pts.	Bonus	TOTAL	
▶ 800m	1	Phil RECTOR	SR-4	1:52.28	2/11	20	3.47	23.47	
▶ 800m	3	Kevin JEWEL	FR-1	1:53.52	2/11	16	2.43	18.43	
▶ 800m	12	Jason JAMIESON	JR-3	1:56.44	12/10	3	0.54	3.54	
▶ 5000	7	Pat REAGAN	SR-4	15:13.54	1/28	8	1.22	9.22	
▶ 5000	8	Brian ULRICH	JR-3	15:14.00	12/10	7	1.18	8.18	
▶ H60m	9	Kris STALMA	SR-4	8.31	2/5	6	0.79	6.79	
▶ 4x400	15	Mclaughlin, Geisler, Jamieson, Rector		3:25.84	1/28	0.9	0.00	0.90	
▶ HJ	13	Brady WERT	SR-4	1.96m	6-5	12/10	2	0.28	2.28
▶ PV	5	Cameron DAUGHERTY	SO-2	4.70m	15-5	12/10	12	1.74	13.74
▶ PV	8	James SCHNEIDER	SR-4	4.57m	15-0	2/11	7	0.97	2.97
▶ PV	15	Matt ANTIS	FR-1	4.20m	13-9½	2/5	0.9	0.00	0.90
▶ LJ	20	Bill NGUYEN	SO-2	6.74m	22-1½	2/11	0.45	0.00	0.45
▶ TJ	10	Terrace DRAPER	JR-3	14.30m	46-11	2/5	5	0.71	5.71
▶ TJ	18	Shawn VANDERBROOK	FR-1	13.48m	44-2½	2/11	0.6	0.00	0.60
▶ WT	2	Chris WARNING	SR-4	17.54m	57-6½	1/21	18	2.78	20.78
▶ WT	6	Joel PETERS	SR-4	16.42m	53-10½	1/28	10	1.29	11.29
▶ HEPT	2	Brady WERT	SR-4	4,694		12/10	18	3.09	21.09
▶ HEPT	17	Andrew GREENSLADE	FR-1	3,275		12/10	0.7	0.00	0.70
Team Total								152.45	

8		K		Kutztown				1	
				Pennsylvania State Athletic Conference				59	
Event	Rank	Athlete	Yr	Mark	Date	Pl. Pts.	Bonus	TOTAL	
▶ 400m	19	Kori MESHAW	FR-1	50.26	2/11	0.5	0.00	0.50	
▶ 400m	20	Kendel DIXON	SR-4	50.39	2/6	0.45	0.00	0.45	
▶ 800m	17	Eli WEEKS	FR-1	1:56.99	2/11	0.7	0.25	0.95	
▶ Mile	16	Ryan REICH	SO-2	4:23.72	2/11	0.8	0.22	1.02	
▶ 5000	12	Ryan REICH	SO-2	15:24.79	1/28	3	0.41	3.41	
▶ 5000	13	Kevin RODGERS	JR-3	15:25.21	1/28	2	0.39	2.39	
▶ 5000	14	Ben LOHT	SR-4	15:26.25	1/28	1	0.35	1.35	
▶ H60m	10	TJ LONGMORE	SR-4	8.34	2/11	5	0.61	5.61	
▶ H60m	18	Manny MORRIS	FR-1	8.57	1/22	0.6	0.00	0.60	
▶ H60m	20	Shane HARVEY	JR-3	8.58	1/13	0.45	0.00	0.45	
▶ 4x400	7	Cannell, Berry, Meshaw, Crump		3:21.58	2/4	8	0.74	8.74	
▶ HJ	6	Sean GENTRY	FR-1	2.04m	6-8½	2/4	10	1.22	11.22
▶ PV	3	Justin GERMANI	JR-3	4.87m	15-11½	2/6	16	2.89	18.89
▶ PV	4	William HODGES	SR-4	4.80m	15-9	2/11	14	2.34	16.34
▶ PV	6	Percell BERRY	FR-1	4.65m	15-3	2/11	10	1.45	11.45
▶ PV	10	Craig SHERWOOD	SO-2	4.44m	14-6%	1/13	5	0.44	5.44
▶ LJ	8	Matt CANNELL	SO-2	6.99m	22-11½	1/22	7	0.63	7.63
▶ LJ	17	Sean GENTRY	FR-1	6.77m	22-2½	12/3	0.7	0.00	0.70
▶ TJ	19	Sean GENTRY	FR-1	13.47m	44-2½	1/28	0.5	0.00	0.50
▶ SP	12	Greg SENATORE	SO-2	13.99m	45-10%	1/22	3	0.48	3.48
▶ SP	13	Jason REBUCK	SR-4	13.63m	44-8%	1/13	2	0.16	2.16
▶ SP	20	Hale PAUL	FR-1	13.23m	43-5	1/13	0.45	0.00	0.45
▶ WT	9	Jason REBUCK	SR-4	16.00m	52-6	2/6	6	0.81	6.81
▶ WT	12	Greg SENATORE	SO-2	15.05m	49-4½	2/6	3	0.24	3.24
▶ WT	13	Max STRAMARA	FR-1	14.97m	49-1½	1/28	2	0.19	2.19
▶ WT	20	Mike NORRIS	SO-2	13.40m	43-11%	2/6	0.45	0.00	0.45
▶ HEPT	10	Craig SHERWOOD	SO-2	4,111		1/28	5	0.87	5.87
▶ HEPT	13	Jacob MURRAY	FR-1	3,737		1/13	2	0.17	2.17
Team Total								125.54	



2010 Indoor, Week #3

Only those regionally ranked in top 20 are shown

MEN - Atlantic

9

Mansfield

Pennsylvania State Athletic Conference

unch

66

Event	Rank	Athlete	Yr	Mark	Date	Pl. Pts.	Bonus	TOTAL	
▶ 800m	8	Victor GARCIA	SR-4	1:55.82	12/10	7	0.87	7.87	
▶ Mile	10	Bud PLASZENSKI	FR-1	4:19.03	2/4	5	0.86	5.86	
▶ Mile	12	Nathan MCNABB	SO-2	4:19.86	12/10	3	0.69	3.69	
▶ Mile	19	Joe STANEK	JR-3	4:23.90	1/8	0.5	0.21	0.71	
▶ 4x400	13	Aylesworth, Johnson, Otuonye, Garcia		3:24.76	1/28	2	0.00	2.00	
▶ DMR	3	McNabb, Johnson, Garcia, Plaszenski		10:09.76	2/4	16	3.32	19.32	
▶ HJ	9	Ryan DETWILLER	SR-4	1.99m	6-6½	12/10	6	0.56	6.56
▶ SP	1	Mike GRAY	SR-4	16.72m	54-10½	2/11	20	6.49	26.49
▶ WT	3	Mike GRAY	SR-4	17.26m	56-7½	1/22	16	2.33	18.33
Team Total								91.85	

11

Johnson C. Smith

Central Intercollegiate Athletic Association

▲ 4

41

Event	Rank	Athlete	Yr	Mark	Date	Pl. Pts.	Bonus	TOTAL	
▶ 400m	4	Leford GREEN	JR-3	48.39	2/12	14	2.11	16.11	
▶ 800m	11	Leford GREEN	JR-3	1:56.34	1/22	4	0.59	4.59	
▶ H60m	5	Andre COLLINS	SO-2	8.11	1/22	12	2.00	14.00	
▶ H60m	15	Anthony CURETON	FR-1	8.45	2/12	0.9	0.22	1.12	
▶ H60m	16	Christopher SAMS	SO-2	8.46	1/28	0.8	0.19	0.99	
▶ 4x400	4	Brown, Harkness, Callum, Green		3:18.19	2/12	14	2.18	16.18	
▶ DMR	11	King, Berry, Callum, Jackson		11:04.20	2/12	4	0.00	4.00	
▶ SP	9	Julius WRIGHT	JR-3	14.08m	46-2½	2/12	6	0.63	6.63
Team Total								64.24	

10

West Chester

Pennsylvania State Athletic Conference

unch

61

Event	Rank	Athlete	Yr	Mark	Date	Pl. Pts.	Bonus	TOTAL	
▶ 60m	12	Matt HOUSER	SR-4	6.93	12/10	3	0.65	3.65	
▶ 60m	19	Shawn SMITH	SR-4	7.03	12/10	0.5	0.05	0.55	
▶ 200m	8	Leighon JOHNSON	SR-4	22.09	1/28	7	0.86	7.86	
▶ 200m	10	Matt HOUSER	SR-4	22.25	2/11	5	0.44	5.44	
▶ 400m	5	Matt HOUSER	SR-4	48.83	2/11	12	1.27	13.27	
▶ 400m	7	Craig ESPENSHADE	JR-3	48.88	2/11	8	1.18	9.18	
▶ 800m	19	Matt LANGDALE	SR-4	1:57.31	1/28	0.5	0.16	0.66	
▶ Mile	15	Matt LANGDALE	SR-4	4:23.62	2/11	0.9	0.23	1.13	
▶ H60m	8	Tyler REAL	SO-2	8.28	1/13	7	0.96	7.96	
▶ 4x400	5	Perry, Thiry, Houser, Espenshade		3:19.45	2/11	12	1.54	13.54	
▶ HJ	19	Andrew FURST	SO-2	1.90m	6-2½	12/10	0.5	0.00	0.50
▶ PV	11	Kyle MILLER	SO-2	4.40m	14-5½	1/21	4	0.32	4.32
▶ LJ	9	Leighon JOHNSON	SR-4	6.97m	22-10½	1/21	6	0.54	6.54
▶ LJ	12	Shawn SMITH	SR-4	6.93m	22-9	12/10	3	0.36	3.36
▶ WT	15	Rob JOHNSON	JR-3	14.15m	46-5½	2/6	0.9	0.00	0.90
Team Total								79.92	

12

Virginia State

Central Intercollegiate Athletic Association

▲ 1

63

Event	Rank	Athlete	Yr	Mark	Date	Pl. Pts.	Bonus	TOTAL	
▶ 60m	8	Michael WESTBROOK	SR-4	6.88	2/12	7	1.16	8.16	
▶ 60m	17	Aaron CHATMON	FR-1	6.98	2/12	0.7	0.30	1.00	
▶ 200m	10	Michael WESTBROOK	SR-4	22.25	2/12	5	0.44	5.44	
▶ 400m	15	Charles RAMEY II	SR-4	49.61	2/12	0.9	0.27	1.17	
▶ 4x400	6	Brown, Ross, Chatmon, Ramey II		3:20.41	2/12	10	1.13	11.13	
▶ DMR	10	Allen, Brown, Davidson, McCoy		11:00.23	12/10	5	0.03	5.03	
▶ HJ	5	Hoova TAYLOR	JR-3	2.08m	6-9½	12/10	12	1.97	13.97
▶ TJ	8	Charles RAMEY II	SR-4	14.39m	47-2½	2/12	7	0.87	7.87
▶ SP	7	Darien KEARNEY	SO-2	14.20m	46-7½	12/10	8	0.83	8.83
Team Total								63.77	



2010 Indoor, Week #3

Only those regionally ranked in top 20 are shown

MEN - Atlantic

13



California (Pa.)

Pennsylvania State Athletic Conference

▼ 1

36

Event	Rank	Athlete	Yr	Mark	Date	Pl. Pts.	Bonus	TOTAL	
▶ 60m	14	Da'Joun HEIDELBERG	FR-1	6.97	1/22	1	0.35	1.35	
▶ 200m	19	Frank EHRENSBERGER	SR-4	22.34	2/5	0.5	0.24	0.74	
▶ 400m	3	Frank EHRENSBERGER	SR-4	48.38	2/11	16	2.13	18.13	
▶ H60m	3	Brice MYERS	JR-3	8.03	2/11	16	2.75	18.75	
▶ 4x400	9	Myers, Ehrensberger, Smith, Williams		3:22.00	12/10	6	0.60	6.60	
▶ DMR	12	Russo, Roe, Volosky, Reger		11:05.82	2/5	3	0.00	3.00	
▶ PV	11	Brandon CLAYPOOL	FR-1	4.40m	14-5½	2/12	4	0.32	4.32
▶ WT	18	Kyle SPANIOL	JR-3	13.63m	44-8½	1/22	0.6	0.60	
Team Total								54.55	

14



Millersville

Pennsylvania State Athletic Conference

▼ 3

Event	Rank	Athlete	Yr	Mark	Date	Pl. Pts.	Bonus	TOTAL	
▶ Mile	20	Seth HIBBS	FR-1	4:24.17	1/28	0.45	0.18	0.63	
▶ 5000	11	James BOYER	SR-4	15:24.40	1/28	4	0.42	4.42	
▶ 4x400	11	Adamski, Ogden, Sperry, Jackson		3:22.75	2/4	4	0.35	4.35	
▶ HJ	16	Zac KOHLER	SO-2	1.94m	6-4½	2/12	0.8	0.09	0.89
▶ LJ	9	Derrick BASS	JR-3	6.97m	22-10½	1/14	6	0.54	6.54
▶ LJ	13	Jorrell NUGENT	SO-2	6.90m	22-7½	1/14	2	0.27	2.27
▶ SP	5	Avery WEBSTER	SR-4	14.55m	47-9	12/3	12	1.42	13.42
▶ WT	7	Avery WEBSTER	SR-4	16.35m	53-7½	2/12	8	1.21	9.21
▶ HEPT	8	Zac KOHLER	SO-2	4,186	12/3	7	1.09	8.09	
▶ HEPT	15	Jack SCANLIN	SO-2	3,633	12/3	0.9	0.00	0.90	
Team Total								52.64	

15



Winston-Salem State

Mid-Eastern Athletic Conference

▼ 1

76

Event	Rank	Athlete	Yr	Mark	Date	Pl. Pts.	Bonus	TOTAL	
▶ 60m	10	Paul WILLIAMS	SR-4	6.90	2/11	5	0.96	5.96	
▶ 200m	6	Paul WILLIAMS	SR-4	21.99	2/11	10	1.13	11.13	
▶ 800m	7	Andrew CHEBII	FR-1	1:55.63	1/14	8	0.97	8.97	
▶ 800m	14	Desmond WIGGAN	SO-2	1:56.76	12/1	1	0.37	1.37	
▶ Mile	18	Andrew CHEBII	FR-1	4:23.86	12/1	0.6	0.21	0.81	
▶ 4x400	12	Jones, Legins, Massey, Wiggan		3:22.83	2/11	3	0.33	3.33	
▶ DMR	5	Chebii, Smith, Strickland, Wiggan		10:34.12	1/21	12	1.57	13.57	
▶ HJ	20	Nathan SUMMERVILLE	SR-4	1.89m	6-2½	12/1	0.45	0.00	0.45
▶ LJ	20	Christopher CLEARE	FR-1	6.74m	22-1½	2/11	0.45	0.00	0.45
Team Total								46.54	

16



Wheeling Jesuit

West Virginia Intercollegiate Athletic Conference

▲ 1

Event	Rank	Athlete	Yr	Mark	Date	Pl. Pts.	Bonus	TOTAL	
▶ 200m	20	Jason FORRESTER	SR-4	22.38	12/10	0.45	0.19	0.64	
▶ 400m	17	Brandon MCKINLEY	SO-2	49.83	1/21	0.7	0.12	0.82	
▶ 800m	5	Travis HAMRICK	JR-3	1:55.15	2/11	12	1.23	13.23	
▶ 4x400	18	McKinley, Little, Hamrick, McKinley		3:28.14	12/10	0.6	0.00	0.60	
▶ DMR	6	Hamrick, McKinley, Bratcher, Bonaventure		10:38.45	2/4	10	1.31	11.31	
▶ PV	19	James OLIVER	FR-1	4.11m	13-5½	1/15	0.5	0.00	0.50
▶ PV	19	Ashton BOGER	SR-4	4.11m	13-5½	1/15	0.5	0.00	0.50
▶ WT	16	Eric KEARSH	SO-2	13.85m	45-5½	2/4	0.8	0.00	0.80
▶ HEPT	12	Craig NEISWANGER	SO-2	3,740	2/11	3	0.18	3.18	
Team Total								32.48	

17



Virginia Union

Central Intercollegiate Athletic Association

▼ 1

43

Event	Rank	Athlete	Yr	Mark	Date	Pl. Pts.	Bonus	TOTAL	
▶ H60m	2	Melvin EDISON	SR-4	8.01	2/12	18	2.94	20.94	
▶ 4x400	16	Sayles, Gurley, Thorndique, Stevens		3:26.95	2/12	0.8	0.00	0.80	
▶ DMR	13	Cypress, Gurley, Langat, McDuffie		11:09.49	1/22	2	0.00	2.00	
▶ SP	8	Joseph JOHNSON	SR-4	14.12m	46-4	12/4	7	0.70	7.70
Team Total								31.96	



2010 Indoor, Week #3

Only those regionally ranked in top 20 are shown

MEN - Atlantic

18

Saint Paul's

Central Intercollegiate Athletic Association

unch

34

Event	Rank	Athlete	Yr	Mark	Date	Pl. Pts.	Bonus	TOTAL	
▶ 4x400	17	Blackwell, Valentine, Hill, Turner		3:27.69	2/12	0.7	0.00	0.70	
▶ DMR	15	Hill, Valentine, Turner, Gass		11:17.60	2/12	0.9	0.00	0.90	
▶ HJ	1	Maurice HALL	JR-3	2.15m	7-½	2/12	20	3.89	23.89
▶ SP	16	Corey BOSTON	SR-4	13.49m	44-3¼	2/5	0.8	0.04	0.84
Team Total								26.43	

19

Bloomsburg (Pa.)

Pennsylvania State Athletic Conference

▲ 1

1

Event	Rank	Athlete	Yr	Mark	Date	Pl. Pts.	Bonus	TOTAL
▶ 4x400	19	Anderson, Barnett, O'Toole, Siddique		3:31.29	1/28	0.5	0.00	0.50
▶ DMR	9	Arnold, Reynolds, Grier, Evans		10:54.55	1/28	6	0.36	6.36
▶ HEPT	11	Matthew STUCK	FR-1	3,755	2/12	4	0.20	4.20
▶ HEPT	14	Stephen GRIB	FR-1	3,683	2/12	1	0.07	1.07
Team Total								12.90

20

Cheyney

Pennsylvania State Athletic Conference

▼ 1

1

Event	Rank	Athlete	Yr	Mark	Date	Pl. Pts.	Bonus	TOTAL
▶ 60m	14	Ronald HUNTER	SR-4	6.97	12/10	1	0.35	1.35
▶ 200m	16	Dwayne HYMAN	FR-1	22.32	2/4	0.8	0.27	1.07
▶ 400m	13	James VALLERY	SR-4	49.52	2/4	2	0.38	2.38
▶ 400m	16	Dwayne HYMAN	FR-1	49.78	2/4	0.8	0.15	0.95
▶ H60m	17	Darius REEVES	FR-1	8.54	2/11	0.7	0.00	0.70
▶ 4x400	14	Davis, Hyman, Vallery, Sousa		3:25.22	2/11	1	0.00	1.00
Team Total								8.49

21

Concord

West Virginia Intercollegiate Athletic Conference

unch

1

Event	Rank	Athlete	Yr	Mark	Date	Pl. Pts.	Bonus	TOTAL	
▶ 60m	14	RJ ANDERSON	SO-2	6.97	1/15	1	0.35	1.35	
▶ DMR	14	Peters, McKinney, Hamer, Snyder		11:14.52	1/22	1	0.00	1.00	
▶ SP	17	bobby THOMPSON	SR-4	13.47m	44-2½	1/22	0.7	0.02	0.72
Team Total								4.24	

22

Livingstone

Central Intercollegiate Athletic Association

unch

1

Event	Rank	Athlete	Yr	Mark	Date	Pl. Pts.	Bonus	TOTAL	
▶ DMR	17	Handy, Waddey, Jordan, Mutai		11:54.32	2/12	0.7	0.00	0.70	
▶ LJ	15	Joshua LOGAN	FR-1	6.81m	22-4¼	2/12	0.9	0.07	0.97
Team Total								2.32	



2010 Indoor, Week #3

Only those regionally ranked in top 20 are shown

MEN - Central

1

Adams State

Rocky Mountain Athletic Conference

▲ 1
I

Event	Rank	Athlete	Yr	Mark	Date	Pl. Pts.	Bonus	TOTAL
▶ 60m	14	James DOUGLAS	SR-4	6.97	1/28	1	0.61	1.61
▶ 800m	1	Andrew GRAHAM	SO-2	1:51.14	2/11	20	2.95	22.95
▶ 800m	4	Anthony GAUTHIER	JR-3	1:52.98	2/4	14	1.60	15.60
▶ 800m	5	Keegan CALMES	FR-1	1:53.00	2/4	12	1.59	13.59
▶ 800m	17	Drew SOUCY	JR-3	1:56.31	2/11	0.7	0.15	0.85
▶ Mile	1	Aaron BRAUN	SR-4	4:01.44	2/4	20	2.65	22.65
▶ Mile	2	Ryan MCNIFF	SR-4	4:01.59	2/4	18	2.60	20.60
▶ Mile	5	Anthony GAUTHIER	JR-3	4:04.07	2/11	12	1.81	13.81
▶ Mile	6	Reuben MWEI	SR-4	4:04.52	2/4	10	1.66	11.66
▶ Mile	7	Brian MEDIGOVICH	SR-4	4:04.69	2/4	8	1.61	9.61
▶ Mile	9	Keegan CALMES	FR-1	4:06.84	2/11	6	1.07	7.07
▶ Mile	15	Dean HUFFER	SR-4	4:13.37	2/4	0.9	0.25	1.15
▶ Mile	16	Drew SOUCY	JR-3	4:13.75	1/28	0.8	0.21	1.01
▶ Mile	18	Florian THEOPHILE	SR-4	4:14.10	2/4	0.6	0.18	0.78
▶ 5000	1	Aaron BRAUN	SR-4	13:43.22	2/11	20	3.34	23.34
▶ 5000	2	Reuben MWEI	SR-4	13:51.37	2/11	18	2.77	20.77
▶ 5000	3	Brian MEDIGOVICH	SR-4	13:51.88	2/11	16	2.74	18.74
▶ 5000	4	Luke CRAGG	SR-4	14:04.73	2/11	14	1.97	15.97
▶ 5000	5	Ryan MCNIFF	SR-4	14:07.40	2/11	12	1.85	13.85
▶ 5000	6	Florian THEOPHILE	SR-4	14:17.17	2/11	10	1.41	11.41
▶ 5000	18	Brandon BIRDSONG	JR-3	15:15.28	2/11	0.6	0.00	0.60
▶ H60m	12	Pierce FAIR	SO-2	8.48	1/28	3	0.50	3.50
▶ H60m	14	Michael GEIGER	FR-1	8.56	1/28	1	0.26	1.26
▶ 4x400	15	Gysin, Cropper, Pierce, Vargas		3:30.84	12/4	0.9	0.00	0.90
▶ DMR	1	Calmes, Soucy, Graham, Gauthier		9:51.79	2/4	20	3.51	23.51
▶ HJ	1	Dyson MORTENSEN	FR-1	2.11m	6-11	20	3.97	23.97
▶ HJ	13	James DOUGLAS	SR-4	1.98m	6-6	2	0.25	2.25
▶ PV	4	Blair SOHL	JR-3	4.75m	15-7	14	2.28	16.28
▶ PV	18	Codie WHITE	FR-1	4.30m	14-1¼	0.6	0.00	0.60
▶ LJ	1	James DOUGLAS	SR-4	7.57m	24-10	20	4.12	24.12
▶ LJ	10	Sean PARTRIDGE	SR-4	7.04m	23-1¼	5	0.63	5.63
▶ SP	8	Daniel MALDONADO	SR-4	15.68m	51-5½	7	0.80	7.80
▶ SP	17	Miquel NAREZ	FR-1	14.68m	48-2	0.7	0.00	0.70
▶ WT	8	Daniel MALDONADO	SR-4	17.37m	57-0	7	1.11	8.11
▶ WT	19	Jake SANTERRE	JR-3	14.97m	49-1¼	0.5	0.00	0.50

Team Total 369.81

2

Minnesota State

Northern Sun Intercollegiate Conference

▼ 1
I3

Event	Rank	Athlete	Yr	Mark	Date	Pl. Pts.	Bonus	TOTAL	
▶ 60m	9	Emmanuel ASAMOA	JR-3	6.94	1/28	6	0.98	6.98	
▶ 60m	19	Kelvin RODGERS	SR-4	7.02	1/28	0.5	0.12	0.62	
▶ 200m	3	Kelvin RODGERS	SR-4	21.94	2/5	16	2.21	18.21	
▶ 200m	10	Emmanuel ASAMOA	JR-3	22.25	1/22	5	0.87	5.87	
▶ 200m	15	Nicholas NELSON	FR-1	22.43	1/28	0.9	0.31	1.21	
▶ 200m	19	Austin ELIASON	FR-1	22.54	2/5	0.5	0.12	0.62	
▶ 200m	20	Sam LANCE	SR-4	22.55	2/5	0.45	0.10	0.55	
▶ 400m	2	Sam LANCE	SR-4	48.63	2/10	18	3.11	21.11	
▶ 400m	6	Adam ENDRES	JR-3	49.60	1/28	10	1.29	11.29	
▶ 400m	16	Austin ELIASON	FR-1	50.37	2/5	0.8	0.32	1.12	
▶ 400m	20	Scott LUSTIG	JR-3	50.93	1/28	0.45	0.00	0.45	
▶ 800m	2	Denise MOKAYA	SR-4	1:51.51	2/10	18	2.66	20.66	
▶ 800m	19	Todd REED	JR-3	1:56.56	1/28	0.5	0.09	0.59	
▶ Mile	8	Denise MOKAYA	SR-4	4:05.81	2/5	7	1.29	8.29	
▶ Mile	14	Jonathan STOLTSMAN	SR-4	4:13.36	2/5	1	0.25	1.25	
▶ 4x400	3	Eliason, Endres, Anenson, Lance		3:19.29	1/28	16	3.51	19.51	
▶ DMR	2	Stoltman, Lance, Anenson, Mokaya		9:52.35	1/28	18	3.47	21.47	
▶ HJ	16	Adedayo OLOGUNDE	JR-3	1.95m	6-4¾	1/8	0.8	0.00	0.80
▶ PV	1	Dan NOVAK	SO-2	4.86m	15-11¼	2/5	20	3.56	23.56
▶ PV	2	Matt MASLOSKI	SO-2	4.80m	15-9	1/22	18	2.86	20.86
▶ PV	7	Nick YENSER	JR-3	4.62m	15-1¼	1/28	8	1.24	9.24
▶ LJ	8	Kelvin RODGERS	SR-4	7.06m	23-2	2/5	7	0.74	7.74
▶ LJ	14	Chris NOWLIN	SR-4	6.92m	22-8½	1/28	1	0.18	1.18
▶ TJ	8	Adedayo OLOGUNDE	JR-3	14.04m	46-¾	2/5	7	0.68	7.68
▶ SP	6	Todd DEJONG	JR-3	15.75m	51-8¼	1/28	10	0.90	10.90
▶ SP	12	Michael ROBINSON	SR-4	14.97m	49-1¼	2/11	3	0.16	3.16
▶ SP	14	Ross SCHULZ	FR-1	14.90m	48-10¾	2/5	1	0.11	1.11
▶ SP	15	Grant LUER	FR-1	14.82m	48-7¾	2/11	0.9	0.05	0.95
▶ SP	18	Tyler VELZKE	SO-2	14.61m	47-11¼	2/11	0.6	0.00	0.60
▶ WT	12	Michael ROBINSON	SR-4	16.57m	54-4¼	2/11	3	0.51	3.51
▶ WT	14	Todd DEJONG	JR-3	15.91m	52-2¼	1/28	1	0.10	1.10
▶ HEPT	5	Lucas TORRES	SO-2	4,453		1/28	12	1.61	13.61
▶ HEPT	9	Robert GUNDERSON	FR-1	4,129		1/28	6	0.52	6.52

Team Total 254.26



2010 Indoor, Week #3

Only those regionally ranked in top 20 are shown

MEN - Central

3		Neb.-Kearney		unch				
		Rocky Mountain Athletic Conference		18				
Event	Rank	Athlete	Yr	Mark	Date	Pl. Pts.	Bonus	TOTAL
▶ 60m	11	Cody KLEIN	JR-3	6.95	2/11	4	0.86	4.86
▶ 60m	17	Spencer HUFF	SR-4	7.01	12/10	0.7	0.18	0.88
▶ 200m	8	Alex PAUL	SO-2	22.22	2/11	7	0.96	7.96
▶ 200m	17	Cornell LEFFLER	FR-1	22.51	1/14	0.7	0.16	0.86
▶ 200m	17	Cody KLEIN	JR-3	22.51	2/11	0.7	0.16	0.86
▶ 400m	3	Alex PAUL	SO-2	49.00	2/4	16	2.38	18.38
▶ 400m	15	Cornell LEFFLER	FR-1	50.36	1/22	0.9	0.33	1.23
▶ 5000	19	Nick KIZZIRE	SO-2	15:22.74	2/4	0.5	0.00	0.50
▶ H60m	6	Allen OSBORN	SO-2	8.30	1/29	10	1.63	11.63
▶ H60m	18	Bryson MAHLBERG	SO-2	8.64	2/3	0.6	0.02	0.62
▶ 4x400	5	Hurst, Nannen, Sasek, Paul		3:22.81	2/4	12	1.71	13.71
▶ DMR	7	Wissing, Nannen, Schnell, Venteicher		10:41.92	1/14	8	1.08	9.08
▶ PV	11	Cameron BULLOCK	FR-1	4.51m	14-9½	4	0.42	4.42
▶ LJ	3	Spencer HUFF	SR-4	7.36m	24-1¼	16	2.49	18.49
▶ LJ	12	Jacob DAVENPORT	JR-3	7.01m	23-0	3	0.47	3.47
▶ LJ	17	Brian DEIN	SO-2	6.76m	22-2¼	0.7	0.00	0.70
▶ LJ	19	Matt VOICHAHOSKE	FR-1	6.71m	22-¼	0.5	0.00	0.50
▶ LJ	19	Marty MOLINA	SO-2	6.71m	22-¼	0.5	0.00	0.50
▶ TJ	1	Marty MOLINA	SO-2	15.27m	50-1¼	20	6.16	26.16
▶ TJ	4	Jacob DAVENPORT	JR-3	14.26m	46-9½	14	1.54	15.54
▶ TJ	12	Scott WENZL	JR-3	13.92m	45-8	3	0.31	3.31
▶ TJ	17	Tyler GRASMICK	FR-1	13.80m	45-3½	0.7	0.09	0.79
▶ TJ	17	Cornell LEFFLER	FR-1	13.80m	45-3½	0.7	0.09	0.79
▶ SP	1	Dane TOBEY	SR-4	18.17m	59-7½	20	5.49	25.49
▶ SP	10	Kyle GLIDDEN	FR-1	15.64m	51-3¼	5	0.74	5.74
▶ SP	16	Nick THEIS	SR-4	14.80m	48-6¼	0.8	0.04	0.84
▶ WT	2	Rich MOURER	SR-4	19.02m	62-5	18	3.36	21.36
▶ WT	6	Dane TOBEY	SR-4	17.53m	57-6¼	10	1.30	11.30
▶ WT	7	Nick THEIS	SR-4	17.50m	57-5	8	1.27	9.27
▶ WT	11	Kyle GLIDDEN	FR-1	16.63m	54-6¼	4	0.55	4.55
▶ HEPT	6	Bryson MAHLBERG	SO-2	4,408	2/3	10	1.43	11.43
Team Total								237.09

4		MSU Moorhead		unch				
		Northern Sun Intercollegiate Conference		33				
Event	Rank	Athlete	Yr	Mark	Date	Pl. Pts.	Bonus	TOTAL
▶ 60m	2	Brock KEATON	SO-2	6.87	1/8	18	2.29	20.29
▶ 60m	4	Derek BREDY	FR-1	6.92	1/8	14	1.35	15.35
▶ 60m	7	Uchenna OGBONNAYA	SO-2	6.93	1/8	8	1.16	9.16
▶ 60m	16	Skyler JACKSON	FR-1	6.99	1/16	0.8	0.37	1.17
▶ 200m	9	Brock KEATON	SO-2	22.23	1/21	6	0.93	6.93
▶ 200m	16	Uchenna OGBONNAYA	SO-2	22.46	1/21	0.8	0.24	1.04
▶ 400m	4	Aaron LUND	SO-2	49.13	12/4	14	2.13	16.13
▶ 400m	8	Percy WATSON	SR-4	49.92	1/21	7	0.89	7.89
▶ 400m	10	Cory SHUFELT	SO-2	50.03	12/4	5	0.75	5.75
▶ H60m	1	Laquone ROBINSON	FR-1	8.13	1/16	20	3.25	23.25
▶ H60m	15	Matt WEEKS	FR-1	8.58	1/22	0.9	0.20	1.10
▶ 4x400	1	Watson, Lund, Ogbonnaya, Bredy		3:17.96	2/10	20	4.31	24.31
▶ HJ	10	Ryan BARNES	FR-1	1.99m	6-6¼	5	0.50	5.50
▶ HJ	18	Michael BENDIX	SO-2	1.94m	6-4¼	0.6	0.00	0.60
▶ PV	14	Jerry JONAS	SR-4	4.45m	14-7¼	1	0.18	1.18
▶ LJ	6	Derek BREDY	FR-1	7.22m	23-8¼	10	1.58	11.58
▶ LJ	16	Skyler JACKSON	FR-1	6.80m	22-3¼	0.8	0.00	0.80
▶ TJ	7	Laquone ROBINSON	FR-1	14.17m	46-6	8	1.12	9.12
▶ TJ	9	Derek BREDY	FR-1	14.01m	45-11¼	6	0.58	6.58
▶ TJ	19	Nick MESECK	SR-4	13.77m	45-2¼	0.5	0.04	0.54
▶ SP	11	Anthony ENYI	JR-3	15.14m	49-8¼	4	0.29	4.29
▶ SP	20	Jose ALBA	SO-2	14.53m	47-8	0.45	0.00	0.45
▶ WT	1	Anthony ENYI	JR-3	19.52m	64-¾	20	4.23	24.23
▶ WT	4	Christopher HEIL	JR-3	17.70m	58-1	14	1.51	15.51
▶ WT	15	Jose ALBA	SO-2	15.58m	51-1¼	0.9	0.00	0.90
▶ HEPT	12	Aron VELDE	FR-1	3,970	2/11	3	0.20	3.20
Team Total								217.77

**2010 Indoor, Week #3**

Only those regionally ranked in top 20 are shown

MEN - Central**5****Chadron State**

Rocky Mountain Athletic Conference

unch**24**

Event	Rank	Athlete	Yr	Mark	Date	Pl. Pts.	Bonus	TOTAL	
▶ 60m	7	Paul MCGOWAN	SO-2	6.93	1/21	8	1.16	9.16	
▶ 60m	9	Jacob GRUVER	SO-2	6.94	2/3	6	0.98	6.98	
▶ 200m	6	Jacob GRUVER	SO-2	22.15	12/11	10	1.20	11.20	
▶ H60m	2	Karl MCFARLANE	FR-1	8.20	2/11	18	2.57	20.57	
▶ H60m	10	Lanar NEWMAN	SO-2	8.44	2/11	5	0.72	5.72	
▶ H60m	18	Ryan DUNN	FR-1	8.64	2/3	0.6	0.02	0.62	
▶ 4x400	13	Proud, Gruver, McGowan, Rivera		3:28.49	2/11	2	0.00	2.00	
▶ DMR	9	Johnson, Proud, Calvert, Schultz		11:08.21	1/21	6	0.13	6.13	
▶ HJ	5	Riley NORTHRUP	SR-4	2.04m	6-8 $\frac{3}{4}$	12	1.74	13.74	
▶ HJ	8	Boomer MCLAUGHLIN	FR-1	2.00m	6-6 $\frac{3}{4}$	7	0.75	7.75	
▶ HJ	15	Lanar NEWMAN	SO-2	1.97m	6-5 $\frac{3}{4}$	2/3	0.9	1.02	
▶ PV	17	Glen CLINTON	FR-1	4.35m	14-3 $\frac{3}{4}$	1/21	0.7	0.70	
▶ LJ	2	Lanar NEWMAN	SO-2	7.41m	24-3 $\frac{3}{4}$	12/11	18	2.88	20.88
▶ LJ	19	Alex PETERSON	SO-2	6.71m	22- $\frac{3}{4}$	12/2	0.5	0.00	0.50
▶ TJ	2	Lanar NEWMAN	SO-2	14.69m	48-2 $\frac{1}{2}$	12/11	18	3.50	21.50
▶ TJ	10	John RITZEN	JR-3	13.96m	45-9 $\frac{3}{4}$	1/21	5	0.43	5.43
▶ TJ	12	Riley NORTHRUP	SR-4	13.92m	45-8	1/21	3	0.31	3.31
▶ TJ	20	Karl MCFARLANE	FR-1	13.74m	45-1	2/3	0.45	0.00	0.45
▶ SP	2	Cody HUNT	SO-2	17.81m	58-5 $\frac{1}{4}$	2/11	18	4.73	22.73
▶ WT	10	Lance STEEL	SO-2	16.73m	54-10 $\frac{3}{4}$	1/29	5	0.61	5.61
▶ HEPT	2	Lanar NEWMAN	SO-2	4,824	2/3	18	3.32	21.32	
▶ HEPT	18	Marcus HARTZLER	FR-1	3,632	2/3	0.6	0.00	0.60	

Team Total**189.58****6****Concordia St. Paul**

Northern Sun Intercollegiate Conference

▲ 2**47**

Event	Rank	Athlete	Yr	Mark	Date	Pl. Pts.	Bonus	TOTAL	
▶ 60m	4	Diahn ZEON	SO-2	6.92	12/4	14	1.35	15.35	
▶ 60m	14	Domonique GILMER	JR-3	6.97	1/8	1	0.61	1.61	
▶ 60m	17	Robert SPENCE	SO-2	7.01	12/4	0.7	0.18	0.88	
▶ 200m	1	Domonique GILMER	JR-3	21.84	1/28	20	2.69	22.69	
▶ 200m	20	Jordan JOHNSON	SO-2	22.55	1/22	0.45	0.10	0.55	
▶ 400m	1	Domonique GILMER	JR-3	48.46	1/15	20	3.45	23.45	
▶ 400m	5	Jordan JOHNSON	SO-2	49.55	2/10	12	1.36	13.36	
▶ 400m	19	Brian KOHLMAN	JR-3	50.76	1/15	0.5	0.05	0.55	
▶ H60m	17	Zach PEDERSON	FR-1	8.62	2/11	0.7	0.08	0.78	
▶ 4x400	2	Gilmer, Bos, Kohlman, Johnson		3:19.04	2/10	18	3.66	21.66	
▶ PV	5	Adam LEMAY	SR-4	4.67m	15-3 $\frac{3}{4}$	12	1.64	13.64	
▶ LJ	5	Diahn ZEON	SO-2	7.25m	23-9 $\frac{3}{4}$	12	1.73	13.73	
▶ LJ	9	John PIMENTAL	SR-4	7.05m	23-1 $\frac{1}{4}$	12/4	6	0.68	6.68


Team Total**137.41**




2010 Indoor, Week #3

Only those regionally ranked in top 20 are shown

MEN - Central

7		 Western State		5					
		Rocky Mountain Athletic Conference		31					
Event	Rank	Athlete	Yr	Mark	Date	Pl. Pts.	Bonus	TOTAL	
▶ 60m	20	Nathan DORTZWEILER	JR-3	7.03	1/29	0.45	0.06	0.51	
▶ 200m	5	Reger CRAIGO	SO-2	22.01	2/4	12	1.87	13.87	
▶ 200m	14	Nathan DORTZWEILER	JR-3	22.39	1/29	1	0.43	1.43	
▶ 400m	11	Andy CROOK	JR-3	50.19	1/29	4	0.55	4.55	
▶ 400m	17	Jerrett SWARR	SR-4	50.58	1/29	0.7	0.16	0.86	
▶ 800m	15	Jerrett SWARR	SR-4	1:56.08	2/11	0.9	0.20	1.10	
▶ Mile	17	Loren AHONEN	JR-3	4:13.96	2/11	0.7	0.19	0.89	
▶ Mile	20	Tyler RASMUSSEN	JR-3	4:15.15	2/11	0.45	0.08	0.53	
▶ 5000	7	Iain DONNAN	SR-4	14:24.06	2/11	8	1.11	9.11	
▶ 5000	10	Loren AHONEN	JR-3	14:28.87	2/11	5	0.90	5.90	
▶ 5000	11	Sean BROWN	JR-3	14:41.37	2/11	4	0.55	4.55	
▶ 5000	13	Glen WATTS	SR-4	14:52.62	2/11	2	0.31	2.31	
▶ 5000	15	Cordell BAKER	FR-1	15:00.21	2/11	0.9	0.16	1.06	
▶ 5000	20	Zach MINARD	SO-2	15:24.95	2/11	0.45	0.00	0.45	
▶ 4x400	7	Myers, Swarr, Dortzweiler, Crook		3:24.32	2/4	8	1.13	9.13	
▶ DMR	3	Rasmussen, Crook, Swarr, Ahonen		9:56.23	2/4	16	3.20	19.20	
▶ HJ	10	Akil GIPSON	SO-2	1.99m	6-6½	1/29	5	0.50	5.50
▶ HJ	13	Shawn MARSHALL	JR-3	1.98m	6-6	1/21	2	0.25	2.25
▶ HJ	20	Najji MAYBERRY	FR-1	1.93m	6-4	1/21	0.45	0.00	0.45
▶ LJ	18	Najji MAYBERRY	FR-1	6.73m	22-1	12/4	0.6	0.00	0.60
▶ TJ	3	Akil GIPSON	SO-2	14.28m	46-10½	1/21	16	1.63	17.63
▶ TJ	15	Najji MAYBERRY	FR-1	13.85m	45-5½	12/4	0.9	0.17	1.07
▶ SP	4	Ryan WALSTROM	JR-3	16.19m	53-1½	1/21	14	1.53	15.53
▶ WT	5	Ryan WALSTROM	JR-3	17.59m	57-8½	2/4	12	1.37	13.37
Team Total								133.39	

8		 Colorado Mines		2					
		Rocky Mountain Athletic Conference		20					
Event	Rank	Athlete	Yr	Mark	Date	Pl. Pts.	Bonus	TOTAL	
▶ 400m	9	Ryan MARSHALL	FR-1	49.96	2/11	6	0.83	6.83	
▶ 800m	6	Mack MCLAIN	SO-2	1:53.35	2/11	10	1.41	11.41	
▶ 800m	8	Russell DRUMMOND	FR-1	1:54.33	2/11	7	0.92	7.92	
▶ 800m	12	Ryan HANLEY	FR-1	1:54.63	2/11	3	0.77	3.77	
▶ 800m	13	Ryan CRISP	SO-2	1:55.03	2/11	2	0.57	2.57	
▶ Mile	3	Mack MCLAIN	SO-2	4:03.10	2/11	16	2.11	18.11	
▶ Mile	10	Ben ZYWICKI	JR-3	4:10.78	2/4	5	0.51	5.51	
▶ Mile	11	Russell DRUMMOND	FR-1	4:10.86	2/11	4	0.51	4.51	
▶ 5000	8	Ben ZYWICKI	JR-3	14:24.38	2/11	7	1.10	8.10	
▶ 5000	9	Aaron SWIFT	JR-3	14:24.46	2/11	6	1.09	7.09	
▶ 5000	17	Tyler CURTIS	FR-1	15:09.78	2/11	0.7	0.00	0.70	
▶ 4x400	11	Hanley, Drummond, Crisp, McLain		3:27.75	2/4	4	0.00	4.00	
▶ DMR	4	Drummond, Hanley, Crisp, Zywicki		9:57.61	2/4	14	3.11	17.11	
▶ HJ	4	David STUART	SR-4	2.06m	6-9	12/4	14	2.24	16.24
▶ PV	14	Robbie MCGOURTY	JR-3	4.45m	14-7½	2/4	1	0.18	1.18
▶ PV	18	T.J. PULS	FR-1	4.30m	14-1½	2/11	0.6	0.00	0.60
▶ SP	5	Nick ZEHRING	SR-4	15.87m	52-1	1/21	12	1.07	13.07
▶ WT	16	Nick ZEHRING	SR-4	15.50m	50-10½	1/21	0.8	0.00	0.80
▶ HEPT	14	Jim HANAFIN	SO-2	3,914		1/21	1	0.08	1.08
▶ HEPT	20	Tim POPP	JR-3	3,533		1/21	0.45	0.00	0.45
Team Total								132.99	



2010 Indoor, Week #3

Only those regionally ranked in top 20 are shown

MEN - Central

9

U. of Mary

Northern Sun Intercollegiate Conference

▼ **3**
64

Event	Rank	Athlete	Yr	Mark	Date	Pl. Pts.	Bonus	TOTAL	
▶ 60m	13	Jarvous BRYANT	FR-1	6.96	1/16	2	0.74	2.74	
▶ 200m	4	Jarvous BRYANT	FR-1	22.00	2/11	14	1.92	15.92	
▶ 200m	7	Cory PLOOF	SO-2	22.18	2/5	8	1.09	9.09	
▶ 200m	13	Tracy LIDE	FR-1	22.38	1/28	2	0.46	2.46	
▶ 400m	14	Tracy LIDE	FR-1	50.33	1/21	1	0.37	1.37	
▶ 5000	16	Eamin ENTWISLE	SO-2	15:02.60	1/21	0.8	0.11	0.91	
▶ 4x400	8	Weyrauch, Muller, Bryant, Lide		3:25.21	1/28	7	0.79	7.79	
▶ HJ	10	Lance NEMEC	SR-4	1.99m	6-6½	2/11	5	0.50	5.50
▶ PV	6	Jake ALEXANDER	SR-4	4.65m	15-3	2/11	10	1.48	11.48
▶ PV	10	Greg SCHENAVAR	SR-4	4.55m	14-11	2/5	5	0.69	5.69
▶ LJ	15	Thomas HARTWELL	FR-1	6.91m	22-8	2/11	0.9	0.16	1.06
▶ TJ	6	Andre MOORE	FR-1	14.19m	46-6¾	2/11	10	1.22	11.22
▶ TJ	11	Thomas HARTWELL	FR-1	13.94m	45-9	2/11	4	0.37	4.37
▶ SP	3	Ben JACOBSON	SR-4	16.66m	54-8	2/5	16	2.32	18.32
▶ WT	3	Ben JACOBSON	SR-4	18.69m	61-4	2/5	16	2.79	18.79
▶ HEPT	13	Greg SCHENAVAR	SR-4	3,967	1/30	2	0.19	2.19	
Team Total								122.53	

10

Northern State

Northern Sun Intercollegiate Conference

▲ **1**
48

Event	Rank	Athlete	Yr	Mark	Date	Pl. Pts.	Bonus	TOTAL	
▶ 60m	2	Odis RICHARDSON	FR-1	6.87	2/5	18	2.29	20.29	
▶ H60m	3	Bill CAMERON	SR-4	8.23	2/11	16	2.29	18.29	
▶ H60m	9	Luke HAUERT	FR-1	8.42	2/11	6	0.84	6.84	
▶ 4x400	4	Hauert, Conrad, Richardson, Cameron		3:21.83	2/5	14	2.10	16.10	
▶ HJ	6	Calvin MCGRUDER	JR-3	2.01m	6-7	1/20	10	0.99	10.99
▶ HJ	8	Andrew ROSE	JR-3	2.00m	6-6¾	2/5	7	0.75	7.75
▶ HJ	16	Travis KAMM	JR-3	1.95m	6-4¾	2/5	0.8	0.00	0.80
▶ PV	18	Cody HAGEMAN	JR-3	4.30m	14-1¼	1/20	0.6	0.00	0.60
▶ LJ	4	Calvin MCGRUDER	JR-3	7.32m	24-¼	2/5	14	2.18	16.18
▶ LJ	7	Trevor MAU	FR-1	7.15m	23-5½	2/5	8	1.21	9.21
▶ WT	18	John HUBER	JR-3	15.12m	49-7¼	2/11	0.6	0.00	0.60
Team Total								110.03	

11

Wayne State (Neb.)

Northern Sun Intercollegiate Conference

▼ **2**
58

Event	Rank	Athlete	Yr	Mark	Date	Pl. Pts.	Bonus	TOTAL	
▶ 60m	11	Drew MOLACEK	JR-3	6.95	12/10	4	0.86	4.86	
▶ 200m	11	Drew MOLACEK	JR-3	22.27	1/22	4	0.81	4.81	
▶ 400m	7	Andrew JANSEN	SO-2	49.78	2/4	8	1.06	9.06	
▶ H60m	20	Andrew O'NEILL	FR-1	8.65	2/12	0.45	0.00	0.45	
▶ 4x400	10	King, Molacek, Garza, Jansen		3:25.68	1/14	5	0.61	5.61	
▶ DMR	8	Preston, Anderson, Cerda, Kern		10:57.71	1/14	7	0.45	7.45	
▶ PV	2	Cody DIEHL	SO-2	4.80m	15-9	2/12	18	2.86	20.86
▶ PV	8	Jeff MILLS	FR-1	4.57m	15-0	1/22	7	0.85	7.85
▶ PV	14	Anthony JUHLIN	FR-1	4.45m	14-7¾	1/14	1	0.18	1.18
▶ LJ	13	Michael KING	FR-1	6.97m	22-10½	2/12	2	0.32	2.32
▶ TJ	5	Alex TIMPERLEY	SO-2	14.24m	46-8¾	12/10	12	1.45	13.45
▶ TJ	16	Lucas SIREK	FR-1	13.81m	45-3¾	2/12	0.8	0.11	0.91
▶ SP	18	Brad WRIGHT	SO-2	14.61m	47-11¼	1/28	0.6	0.00	0.60
▶ WT	9	Brad WRIGHT	SO-2	17.06m	55-11¼	2/12	6	0.82	6.82
▶ WT	13	Jacob MATHIESON	SR-4	16.50m	54-1¼	12/10	2	0.47	2.47
▶ HEPT	3	Cody DIEHL	SO-2	4,723	1/28	16	2.75	18.75	
▶ HEPT	15	John MUSIL	FR-1	3,913	1/28	0.9	0.08	0.98	
Team Total								109.75	

12

St. Cloud State

Northern Sun Intercollegiate Conference

▼ **5**
46

Event	Rank	Athlete	Yr	Mark	Date	Pl. Pts.	Bonus	TOTAL	
▶ 60m	1	Gabe UDIA	SR-4	6.86	1/28	20	2.48	22.48	
▶ 200m	2	Gabe UDIA	SR-4	21.89	2/5	18	2.45	20.45	
▶ 200m	12	Nick TRISKO	JR-3	22.29	1/15	3	0.74	3.74	
▶ 400m	18	David QUECK	SR-4	50.64	1/21	0.6	0.12	0.72	
▶ 800m	18	Dan ALLEN	JR-3	1:56.51	1/21	0.6	0.10	0.70	
▶ Mile	19	Dan ALLEN	JR-3	4:14.51	2/5	0.5	0.14	0.64	
▶ 5000	12	Kyle NEUMANN	SO-2	14:47.74	2/10	3	0.41	3.41	
▶ H60m	11	Ben HELD	SR-4	8.47	2/5	4	0.54	4.54	
▶ 4x400	12	Queck, Williams, Trisko, Windholz		3:27.80	1/21	3	0.00	3.00	
▶ HJ	2	Dusty MCCOLLEY	SO-2	2.09m	6-10¼	1/28	18	3.23	21.23
▶ PV	18	David BRAATEN	FR-1	4.30m	14-1¼	1/14	0.6	0.00	0.60
▶ LJ	10	Freddy WILLIAMS	JR-3	7.04m	23-1¼	2/5	5	0.63	5.63
▶ HEPT	4	Dusty MCCOLLEY	SO-2	4,702	1/28	14	2.63	16.63	
▶ HEPT	17	David BRAATEN	FR-1	3,855	1/28	0.7	0.00	0.70	
Team Total								107.45	



2010 Indoor, Week #3

Only those regionally ranked in top 20 are shown

MEN - Central

13

Augustana (S.D.)

Northern Sun Intercollegiate Conference

▲ **1**
69

Event	Rank	Athlete	Yr	Mark	Date	Pl. Pts.	Bonus	TOTAL	
▶ 60m	4	Diego OQUENDO	FR-1	6.92	2/5	14	1.35	15.35	
▶ 400m	13	Aduo OMOT	FR-1	50.32	2/10	2	0.38	2.38	
▶ 800m	7	Brian WERNER	SR-4	1:53.49	2/10	8	1.34	9.34	
▶ 5000	14	Matt BRAITHWAITE	JR-3	14:58.90	2/10	1	0.18	1.18	
▶ H60m	5	Diego OQUENDO	FR-1	8.26	2/10	12	2.00	14.00	
▶ H60m	12	Paul MALLORY	SO-2	8.48	1/22	3	0.50	3.50	
▶ 4x400	9	Mallory, Morris, Omot, Werner		3:25.22	2/5	6	0.78	6.78	
▶ HJ	6	Cory SUGDEN	FR-1	2.01m	6-7	2/10	10	0.99	10.99
▶ HJ	18	Blake RIDEGWAY	JR-3	1.94m	6-4½	1/16	0.6	0.00	0.60
▶ SP	7	Aaron JUNG	SO-2	15.71m	51-6½	1/28	8	0.84	8.84
▶ HEPT	16	Jacob POHLMANN	FR-1	3,874	1/28	0.8	0.00	0.80	
Team Total								75.27	

14

Metro State

Rocky Mountain Athletic Conference

▼ **1**
19

Event	Rank	Athlete	Yr	Mark	Date	Pl. Pts.	Bonus	TOTAL
▶ 400m	12	Derek FIORINI	SO-2	50.25	2/4	3	0.47	3.47
▶ 800m	3	Shawn LINDBOM	JR-3	1:51.57	2/4	16	2.61	18.61
▶ 800m	9	Carl ARNOLD III	SO-2	1:54.42	1/14	6	0.87	6.87
▶ 800m	20	Rick BOGATAY	SR-4	1:57.01	1/21	0.45	0.00	0.45
▶ Mile	4	Rick BOGATAY	SR-4	4:03.44	2/4	14	2.01	16.01
▶ Mile	12	Nathan NEWLAND	SR-4	4:11.48	2/4	3	0.44	3.44
▶ Mile	13	Brandon JOHNSON	SR-4	4:11.65	2/11	2	0.43	2.43
▶ 4x400	14	Fiorini, Newland, Lindbom, Arnold III		3:29.74	1/14	1	0.00	1.00
▶ DMR	5	Arnold III, Fiorini, Lindbom, Bogatay		9:57.75	1/21	12	3.10	15.10
Team Total								68.08

15

UC-Colorado Springs

Rocky Mountain Athletic Conference

▲ **1**
52

Event	Rank	Athlete	Yr	Mark	Date	Pl. Pts.	Bonus	TOTAL	
▶ 800m	9	Alex VAZQUEZ	SR-4	1:54.42	2/4	6	0.87	6.87	
▶ 800m	11	Chris REYNOLDS	JR-3	1:54.51	2/4	4	0.83	4.83	
▶ 4x400	6	Vazquez, Christian, Shaver, Reynolds		3:23.60	2/11	10	1.41	11.41	
▶ DMR	6	Vazquez, Shaver, Christian, Reynolds		10:21.15	2/11	10	1.95	11.95	
▶ HJ	2	Steven GOMEZ	SO-2	2.09m	6-10%	2/4	18	3.23	21.23
▶ TJ	14	Anthony CARDINALE	FR-1	13.88m	45-6%	12/4	1	0.21	1.21
▶ HEPT	8	Brian HOPKINS	SO-2	4,274	1/21	7	0.90	7.90	
Team Total								67.03	

16

Bemidji State

Northern Sun Intercollegiate Conference

▲ **1**
37

Event	Rank	Athlete	Yr	Mark	Date	Pl. Pts.	Bonus	TOTAL	
▶ 4x400	16	Bofferding, Buerkle, Gelo, Schauer		3:48.09	2/11	0.8	0.00	0.80	
▶ PV	9	Zac PREBLE	SR-4	4.56m	14-11½	2/5	6	0.77	6.77
▶ PV	13	Raphael GELO	FR-1	4.50m	14-9	1/29	2	0.38	2.38
▶ SP	9	Brian LEONHARDT	SO-2	15.67m	51-5	2/11	6	0.78	6.78
▶ SP	13	Zac PREBLE	SR-4	14.96m	49-1	12/10	2	0.15	2.15
▶ WT	16	Kyle CHRISTIANSON	SR-4	15.50m	50-10¼	1/14	0.8	0.00	0.80
▶ WT	20	Brian LEONHARDT	SO-2	14.95m	49-¾	1/14	0.45	0.00	0.45
▶ HEPT	1	Zac PREBLE	SR-4	5,011	12/10	20	4.38	24.38	
▶ HEPT	7	Tandy JUPELL	FR-1	4,329	1/14	8	1.12	9.12	
▶ HEPT	19	Brian BAULKE	JR-3	3,617	12/10	0.5	0.00	0.50	
Team Total								56.62	

17

Minn.-Duluth

Northern Sun Intercollegiate Conference

▼ **2**
72

Event	Rank	Athlete	Yr	Mark	Date	Pl. Pts.	Bonus	TOTAL	
▶ 800m	14	Spencer CARLSON	SR-4	1:55.75	2/4	1	0.28	1.28	
▶ 800m	15	Mike FINNERTY	SR-4	1:56.08	2/4	0.9	0.20	1.10	
▶ H60m	4	John KNEBEL	JR-3	8.24	2/11	14	2.19	16.19	
▶ H60m	7	Seth URTEL	SR-4	8.36	1/22	8	1.21	9.21	
▶ H60m	8	Trevor JELLUM	FR-1	8.39	2/4	7	1.03	8.03	
▶ H60m	16	Jimmy WARMUTH	SR-4	8.59	2/4	0.8	0.17	0.97	
▶ PV	11	Jason BEUTZ	SR-4	4.51m	14-9%	2/11	4	0.42	4.42
▶ HEPT	10	Matt MOLDE	SO-2	4,071	1/14	5	0.40	5.40	
▶ HEPT	11	Jimmy WARMUTH	SR-4	4,066	1/14	4	0.39	4.39	
Team Total								53.77	



2010 Indoor, Week #3

Only those regionally ranked in top 20 are shown

MEN - East

Southern Connecticut

Northeast-10 Conference

16

Event	Rank	Athlete	Yr	Mark	Date	Pl. Pts.	Bonus	TOTAL	
▶ 60m	3	Nana OCRAN	JR-3	6.89	12/10	16	2.55	18.55	
▶ 60m	4	Diwani AUGUSTINE	SR-4	6.93	12/10	14	2.04	16.04	
▶ 60m	7	Andrew PRATT	SR-4	7.04	12/4	8	0.99	8.99	
▶ 60m	12	Russell FALLO	SO-2	7.12	12/4	3	0.37	3.37	
▶ 60m	16	Thomas PHOMMALINH	FR-1	7.17	12/10	0.8	0.17	0.97	
▶ 60m	17	Akeem ELLIOTT	SO-2	7.22	12/10	0.7	0.00	0.70	
▶ 200m	19	Stenson JEAN-BAPTISTE	SO-2	22.93	2/4	0.5	0.00	0.50	
▶ 400m	6	Richard JACKSON	SR-4	49.00	2/11	10	1.30	11.30	
▶ 400m	17	Stenson JEAN-BAPTISTE	SO-2	50.56	2/4	0.7	0.00	0.70	
▶ 800m	1	Selasi LUMAX	SO-2	1:53.17	1/28	20	3.12	23.12	
▶ 800m	3	Adam MCLEAN	SR-4	1:53.56	1/28	16	2.78	18.78	
▶ 800m	4	Brian ROBBINS	JR-3	1:53.68	2/4	14	2.68	16.68	
▶ 800m	6	Richard JACKSON	SR-4	1:55.37	12/4	10	1.43	11.43	
▶ 800m	14	Brian NILL	FR-1	1:57.73	1/28	1	0.32	1.32	
▶ Mile	16	Tucker SCHAEFER	FR-1	4:25.94	12/10	0.8	0.08	0.88	
▶ 5000	12	Daniel GAUNYA	JR-3	15:36.16	12/4	3	0.42	3.42	
▶ H60m	6	Casey CANADA	JR-3	8.63	2/4	10	1.28	11.28	
▶ H60m	12	Logan SHARPE	FR-1	8.92	1/22	3	0.40	3.40	
▶ H60m	15	Justin ESCARAVAGE	FR-1	9.25	1/22	0.9	0.00	0.90	
▶ 4x400	3	Lumax, Jean-Baptiste, Sharpe, Jackson		3:16.56	2/11	16	3.97	19.97	
▶ DMR	5	Lumax, Sharpe, McLean, Schaefer		10:25.91	2/4	12	2.26	14.26	
▶ HJ	6	Jared DIXON	JR-3	1.99m	6-6½	2/9	10	1.66	11.66
▶ HJ	9	Thomas CASSARINI	FR-1	1.89m	6-2¼	2/9	6	0.96	6.96
▶ HJ	14	Justin ESCARAVAGE	FR-1	1.65m	5-5	1/28	1	0.06	1.06
▶ PV	1	Ryan WHITEHEAD	SR-4	5.05m	16-6¾	2/9	20	4.06	24.06
▶ PV	2	Patrick WASZCZAK	JR-3	4.95m	16-2¾	2/9	18	3.77	21.77
▶ PV	3	Kevin GIBEAULT	FR-1	4.42m	14-6	12/4	16	2.20	18.20
▶ PV	4	Justin ESCARAVAGE	FR-1	4.35m	14-3¾	2/9	14	2.02	16.02
▶ PV	4	Jonathan GALLI	SO-2	4.35m	14-3¾	2/4	14	2.02	16.02
▶ LJ	1	Diwani AUGUSTINE	SR-4	7.27m	23-10¼	12/4	20	3.78	23.78
▶ LJ	2	Akeem ELLIOTT	SO-2	7.13m	23-4¼	12/10	18	3.08	21.08
▶ LJ	6	Russell FALLO	SO-2	6.72m	22-¾	1/28	10	1.52	11.52
▶ LJ	16	Justin ESCARAVAGE	FR-1	6.11m	20-½	1/28	0.8	0.07	0.87
▶ TJ	1	Diwani AUGUSTINE	SR-4	14.94m	49-¼	2/9	20	4.75	24.75
▶ TJ	5	Akeem ELLIOTT	SO-2	13.44m	44-1¼	1/22	12	1.94	13.94
▶ TJ	7	Jeffrey WILLIAMS	SO-2	12.97m	42-6¼	2/4	8	1.31	9.31
▶ SP	2	Shawneil THOMPSON	SO-2	14.38m	47-2¼	1/22	18	2.85	20.85
▶ SP	3	Stephen CAPPELLO	JR-3	14.19m	46-6¼	1/22	16	2.45	18.45
▶ SP	13	Frank GAMBARDELLA	SR-4	12.51m	41-½	1/22	2	0.12	2.12
▶ SP	15	Nicholas FEDOR	JR-3	12.28m	40-3¾	12/4	0.9	0.00	0.90
▶ WT	1	Frank GAMBARDELLA	SR-4	17.06m	55-11¾	2/4	20	4.64	24.64

▶ WT	2	Shawneil THOMPSON	SO-2	16.12m	52-10¼	12/10	18	3.41	21.41
▶ WT	3	Nicholas FEDOR	JR-3	15.63m	51-3¾	2/4	16	2.77	18.77
▶ WT	4	David BANNERMAN	SO-2	15.15m	49-8¼	2/4	14	2.27	16.27
▶ WT	5	Jason MOON	FR-1	14.59m	47-10½	12/4	12	1.75	13.75
▶ WT	10	Stephen CAPPELLO	JR-3	12.83m	42-1¼	12/4	5	0.41	5.41
▶ HEPT	2	Justin ESCARAVAGE	FR-1	3,995		1/28	18	10.00	28.00

Team Total 579.92

**2010 Indoor, Week #3**

Only those regionally ranked in top 20 are shown

MEN - East**2****American International University**

Northeast-10 Conference

12

Event	Rank	Athlete	Yr	Mark	Date	Pl. Pts.	Bonus	TOTAL	
▶ 60m	7	Dominic SMITH	SO-2	7.04	1/22	8	0.99	8.99	
▶ 60m	7	Alex JOSEPH	JR-3	7.04	1/22	8	0.99	8.99	
▶ 60m	20	Chris GOINS	FR-1	7.26	1/22	0.45	0.00	0.45	
▶ 200m	6	Dominic SMITH	SO-2	22.05	12/4	10	1.61	11.61	
▶ 200m	7	Carlton WILDMAN	JR-3	22.06	12/4	8	1.57	9.57	
▶ 200m	9	Terrance WORILDS	FR-1	22.21	1/28	6	1.07	7.07	
▶ 200m	10	Emmanuel JEAN	FR-1	22.40	1/28	5	0.63	5.63	
▶ 200m	13	Maurice CALENDIA	JR-3	22.53	12/11	2	0.45	2.45	
▶ 200m	14	John MULLINIX	SR-4	22.63	12/11	1	0.31	1.31	
▶ 200m	17	Michael BEGANSKY	JR-3	22.88	1/28	0.7	0.00	0.70	
▶ 400m	4	Emmanuel JEAN	FR-1	48.63	1/28	14	1.85	15.85	
▶ 400m	5	Dominic SMITH	SO-2	48.95	12/4	12	1.36	13.36	
▶ 400m	8	Carlton WILDMAN	JR-3	49.08	12/11	7	1.20	8.20	
▶ 800m	2	Emile BARNETT	JR-3	1:53.47	1/28	18	2.86	20.86	
▶ Mile	5	Victor KEMBOI	FR-1	4:15.65	1/8	12	1.82	13.82	
▶ Mile	8	Julien DEVANNE	FR-1	4:20.82	1/22	7	0.81	7.81	
▶ 5000	1	Glarius ROP	FR-1	14:08.83	12/4	20	5.17	25.17	
▶ 5000	2	Victor KEMBOI	FR-1	14:36.45	12/4	18	3.33	21.33	
▶ 5000	6	Brian MULWO	SO-2	15:14.27	1/28	10	1.25	11.25	
▶ H60m	3	Anthony HATWOOD	FR-1	8.47	1/8	16	2.19	18.19	
▶ H60m	8	Chris GOINS	FR-1	8.66	1/22	7	1.15	8.15	
▶ 4x400	2	Barnett, Calenda, Wildman, Jean		3:15.64	2/11	18	4.40	22.40	
▶ DMR	2	Kemboi, Calenda, Barnett, Devanne		10:04.21	1/28	18	3.91	21.91	
▶ HJ	2	Noel JAMES	FR-1	2.14m	7- $\frac{3}{4}$	1/22	18	2.91	20.91
▶ HJ	3	Dylan MOORE	FR-1	2.09m	6-10 $\frac{1}{4}$	1/22	16	2.42	18.42
▶ HJ	5	Anthony HATWOOD	FR-1	2.01m	6-7	2/5	12	1.80	13.80
▶ HJ	7	Terri GOLDSON	JR-3	1.95m	6-4 $\frac{3}{4}$	12/11	8	1.38	9.38
▶ HJ	10	Justin ROBERTS	JR-3	1.85m	6- $\frac{3}{4}$	1/28	5	0.81	5.81
▶ PV	9	Justin ROBERTS	JR-3	3.65m	11-11 $\frac{1}{2}$	1/28	6	0.64	6.64
▶ PV	12	Mikell BRANCH	JR-3	3.43m	11-3	2/5	3	0.39	3.39
▶ PV	14	Sean MURRAY	FR-1	3.13m	10-3 $\frac{3}{4}$	2/5	1	0.04	1.04
▶ LJ	3	Maurice CALENDIA	JR-3	7.10m	23-3 $\frac{3}{4}$	12/11	16	2.93	18.93
▶ LJ	4	Alex JOSEPH	JR-3	6.96m	22-10	1/22	14	2.34	16.34
▶ LJ	7	John MULLINIX	SR-4	6.58m	21-7 $\frac{1}{2}$	1/8	8	1.04	9.04
▶ LJ	8	Allen BUSH	JR-3	6.57m	21-6 $\frac{3}{4}$	1/28	7	1.00	8.00
▶ LJ	19	Justin ROBERTS	JR-3	5.99m	19-8	1/28	0.5	0.00	0.50
▶ TJ	2	Maurice CALENDIA	JR-3	14.31m	46-11 $\frac{1}{2}$	12/11	18	3.54	21.54
▶ TJ	3	Noel JAMES	FR-1	13.68m	44-10 $\frac{1}{2}$	2/4	16	2.34	18.34
▶ TJ	11	Dylan MOORE	FR-1	11.88m	38-11 $\frac{1}{2}$	12/11	4	0.24	4.24
▶ SP	12	Paul SKARKA	JR-3	12.52m	41-1	2/5	3	0.12	3.12
▶ WT	13	Edwin WILLIAM	JR-3	12.26m	40-2 $\frac{1}{2}$	1/22	2	0.13	2.13

▶ WT	17	Paul SKARKA	JR-3	11.58m	38-0	12/11	0.7	0.00	0.70
▶ HEPT	1	Justin ROBERTS	JR-3	4,014		1/28	20	10.00	30.00

Team Total**479.74****3****UMass Lowell**

Northeast-10 Conference

10

Event	Rank	Athlete	Yr	Mark	Date	Pl. Pts.	Bonus	TOTAL	
▶ 60m	15	Joshua ADAMS	FR-1	7.15	12/4	0.9	0.25	1.15	
▶ 200m	1	Evan WHITE	FR-1	21.63	1/28	20	3.44	23.44	
▶ 200m	10	Joshua ADAMS	FR-1	22.40	2/11	5	0.63	5.63	
▶ 400m	1	Donte BROWN	JR-3	47.94	1/28	20	3.17	23.17	
▶ 400m	7	Jeffrey WUNDT	SO-2	49.06	2/4	8	1.22	9.22	
▶ 400m	10	Evan WHITE	FR-1	49.31	2/4	5	0.91	5.91	
▶ 400m	13	Craig BENNETT	FR-1	49.63	2/4	2	0.55	2.55	
▶ 400m	14	Robert LIEKWEG	JR-3	50.04	12/11	1	0.30	1.30	
▶ 400m	16	Mark PAQUETTE	SO-2	50.22	2/11	0.8	0.19	0.99	
▶ 400m	17	Nicholas DELGUIDICE	FR-1	50.56	1/28	0.7	0.00	0.70	
▶ 800m	11	Christopher ESTRELLA	FR-1	1:57.08	1/28	4	0.50	4.50	
▶ 800m	13	Adam HANLEY	SO-2	1:57.65	2/11	2	0.34	2.34	
▶ 800m	20	Daniel WANG	SO-2	1:59.56	2/4	0.45	0.00	0.45	
▶ Mile	1	Angus MACDONALD	JR-3	4:07.92	1/28	20	3.93	23.93	
▶ Mile	7	Tim GUERIN	SR-4	4:19.12	2/4	8	1.13	9.13	
▶ Mile	9	Daniel WANG	SO-2	4:22.32	2/11	6	0.52	6.52	
▶ Mile	11	Greg WILSON	JR-3	4:23.56	1/22	4	0.30	4.30	
▶ Mile	12	Jeff VEIGA	SO-2	4:24.03	1/22	3	0.26	3.26	
▶ 5000	3	Jeff VEIGA	SO-2	14:51.11	2/11	16	2.39	18.39	
▶ 5000	4	Tim GUERIN	SR-4	15:07.70	12/4	14	1.52	15.52	
▶ H60m	5	Matthew BLAZON	JR-3	8.59	2/11	12	1.46	13.46	
▶ 4x400	1	Brown, Wundt, Bennett, Liekweg		3:13.69	2/11	20	5.33	25.33	
▶ DMR	1	Guerin, Bennett, Estrella, MacDonald		9:59.63	2/11	20	4.33	24.33	
▶ HJ	12	Matthew BLAZON	JR-3	1.81m	5-11 $\frac{1}{4}$	1/22	3	0.66	3.66
▶ PV	13	Matthew BLAZON	JR-3	3.20m	10-6	1/22	2	0.12	2.12
▶ LJ	5	William NGUIDJOI	JR-3	6.84m	22-5 $\frac{1}{2}$	2/4	12	1.93	13.93
▶ LJ	10	Joshua ADAMS	FR-1	6.32m	20-9	1/15	5	0.45	5.45
▶ LJ	17	Matthew BLAZON	JR-3	6.09m	19-11 $\frac{1}{2}$	12/11	0.7	0.04	0.74
▶ TJ	4	William NGUIDJOI	JR-3	13.47m	44-2 $\frac{1}{2}$	1/15	14	1.98	15.98
▶ SP	1	Cory MURRAY	JR-3	16.38m	53-9	1/28	20	7.12	27.12

Team Total**296.36**



2010 Indoor, Week #3

Only those regionally ranked in top 20 are shown

MEN - East

4



Stonehill

Northeast-10 Conference

unch

25

Event	Rank	Athlete	Yr	Mark	Date	Pl. Pts.	Bonus	TOTAL
▶ 400m	9	Pak LUL	SO-2	49.29	2/11	6	0.94	6.94
▶ 800m	5	Sean HANLON	FR-1	1:54.90	2/11	12	1.70	13.70
▶ 800m	16	Brian BENSON	JR-3	1:58.77	2/11	0.8	0.04	0.84
▶ Mile	3	Daniel PILZ	JR-3	4:10.69	2/11	16	3.07	19.07
▶ Mile	4	Patrick FULLERTON	JR-3	4:12.74	2/11	14	2.45	16.45
▶ Mile	14	Steve POLITO	SO-2	4:24.11	1/22	1	0.25	1.25
▶ Mile	18	Sean HANLON	FR-1	4:26.77	12/4	0.6	0.00	0.60
▶ Mile	19	Dan FIDLER	JR-3	4:26.79	1/28	0.5	0.00	0.50
▶ 5000	7	Steve POLITO	SO-2	15:15.94	1/28	8	1.19	9.19
▶ 5000	11	Dan FIDLER	JR-3	15:33.33	12/4	4	0.50	4.50
▶ H60m	1	Corey THOMAS	FR-1	8.09	2/11	20	4.89	24.89
▶ 4x400	7	Driscoll, Morse, Miela, Lul		3:26.15	2/11	8	0.76	8.76
▶ DMR	3	Fullerton, Lul, Hanlon, Pilz		10:09.61	2/4	16	3.41	19.41
▶ HJ	1	Corey THOMAS	FR-1	2.16m	7-1	20	3.11	23.11
▶ HJ	4	Joe D'AGOSTINO	SR-4	2.03m	6-8	14	1.93	15.93
▶ PV	6	Kevin MCCANN	FR-1	4.05m	13-3½	10	1.38	11.38
▶ PV	6	Luke BYNES	FR-1	4.05m	13-3½	10	1.38	11.38
▶ LJ	13	Joe D'AGOSTINO	SR-4	6.24m	20-5¾	2	0.30	2.30
▶ SP	5	Dan NEWTON	JR-3	13.77m	45-2¼	12	1.74	13.74
▶ SP	7	Pat FANNING	JR-3	13.18m	43-3	8	0.87	8.87
▶ SP	10	John GELCIUS	FR-1	12.71m	41-8½	5	0.27	5.27
▶ SP	14	Mark WHITE	JR-3	12.48m	40-11½	1	0.09	1.09
▶ WT	9	Pat FANNING	JR-3	13.21m	43-4¼	6	0.60	6.60
▶ WT	11	Dan KINCADE	SO-2	12.68m	41-7¼	4	0.34	4.34
▶ WT	14	Dan NEWTON	JR-3	12.11m	39-8¾	1	0.06	1.06

Team Total 232.30

5



Saint Rose

Northeast-10 Conference

unch

86

Event	Rank	Athlete	Yr	Mark	Date	Pl. Pts.	Bonus	TOTAL
▶ 60m	11	Kevin JACKSON	SR-4	7.09	1/15	4	0.58	4.58
▶ 60m	19	Charles GILREATH	FR-1	7.23	1/22	0.5	0.00	0.50
▶ 60m	20	Umar HASAN	FR-1	7.26	1/15	0.45	0.00	0.45
▶ 200m	15	Kevin JACKSON	SR-4	22.79	1/22	0.9	0.09	0.99
▶ 200m	16	Charles KARAM	SO-2	22.84	1/22	0.8	0.03	0.83
▶ 200m	18	Charles GILREATH	FR-1	22.92	1/22	0.6	0.00	0.60
▶ 200m	19	Ryan SAUNDERS	SO-2	22.93	1/22	0.5	0.00	0.50
▶ 400m	15	Ryan SAUNDERS	SO-2	50.07	2/5	0.9	0.29	1.19
▶ 400m	19	Charles KARAM	SO-2	50.85	1/15	0.5	0.00	0.50
▶ 400m	20	Charles GILREATH	FR-1	50.93	1/8	0.45	0.00	0.45
▶ 800m	7	Tyler GANTZ	SR-4	1:55.50	2/5	8	1.36	9.36
▶ 800m	9	Macky LLOYD	SO-2	1:56.72	1/22	6	0.69	6.69
▶ 800m	12	Michael CORRADO	FR-1	1:57.29	2/5	3	0.44	3.44
▶ Mile	13	Macky LLOYD	SO-2	4:24.09	1/8	2	0.25	2.25
▶ H60m	2	Kevin JACKSON	SR-4	8.32	1/15	18	3.23	21.23
▶ H60m	4	Ryan SAUNDERS	SO-2	8.53	1/22	14	1.78	15.78
▶ H60m	7	Umar HASAN	FR-1	8.65	1/15	8	1.19	9.19
▶ H60m	13	Travis RYTELL	SR-4	8.94	1/15	2	0.35	2.35
▶ H60m	20	Joe BAEZ	SO-2	9.77	1/22	0.45	0.00	0.45
▶ 4x400	5	Karam, Gilreath, Hasan, Saunders		3:23.92	1/8	12	1.41	13.41
▶ DMR	6	Gantz, Papesca, Corrado, Lloyd		10:39.03	1/22	10	1.51	11.51
▶ HJ	8	Ryan SAUNDERS	SO-2	1.91m	6-3¼	7	1.10	8.10
▶ HJ	13	Travis RYTELL	SR-4	1.76m	5-9¼	2	0.47	2.47
▶ PV	9	Michael MURTAGH	FR-1	3.65m	11-11¼	6	0.64	6.64
▶ PV	15	Ryan SAUNDERS	SO-2	3.05m	10-0	0.9	0.00	0.90
▶ LJ	11	Umar HASAN	FR-1	6.29m	20-7¾	4	0.39	4.39
▶ LJ	15	Kevin JACKSON	SR-4	6.12m	20-1	0.9	0.09	0.99
▶ LJ	20	Charles KARAM	SO-2	5.83m	19-1½	0.45	0.00	0.45
▶ TJ	9	Kevin JACKSON	SR-4	12.53m	41-1½	6	0.73	6.73
▶ TJ	10	Umar HASAN	FR-1	12.23m	40-1½	5	0.48	5.48
▶ TJ	13	Joe BAEZ	SO-2	11.72m	38-5½	2	0.13	2.13
▶ SP	6	Jeremy CHAPLINE	SR-4	13.44m	44-1¼	10	1.25	11.25
▶ WT	8	Jeremy CHAPLINE	SR-4	13.65m	44-9¾	7	0.88	7.88

Team Total 165.15



2010 Indoor, Week #3

Only those regionally ranked in top 20 are shown

MEN - East

6



Bentley

Northeast-10 Conference

▲ 2

70

Event	Rank	Athlete	Yr	Mark	Date	Pl. Pts.	Bonus	TOTAL	
▶ 60m	17	Mike VATTI	SO-2	7.22	1/28	0.7	0.00	0.70	
▶ 200m	12	Mike VATTI	SO-2	22.41	2/11	3	0.62	3.62	
▶ 400m	12	Mike VATTI	SO-2	49.49	2/11	3	0.69	3.69	
▶ 800m	8	Curtis TRUEB	FR-1	1:55.88	2/11	7	1.15	8.15	
▶ 800m	17	Dan FAVA	SO-2	1:59.17	1/28	0.7	0.00	0.70	
▶ Mile	2	Dan DARCY	SR-4	4:10.63	1/23	18	3.09	21.09	
▶ Mile	17	Curtis TRUEB	FR-1	4:26.70	12/11	0.7	0.01	0.71	
▶ 5000	5	Rob DEXTRADEUR	FR-1	15:13.35	1/28	12	1.29	13.29	
▶ 5000	9	Steve BERGANTINO	SR-4	15:28.39	1/28	6	0.69	6.69	
▶ 5000	14	Teddy FARLEY	FR-1	15:48.49	12/11	1	0.18	1.18	
▶ 5000	15	John DRAGO	FR-1	15:49.01	1/28	0.9	0.17	1.07	
▶ 5000	17	Sean REAGAN	JR-3	15:56.01	1/28	0.7	0.04	0.74	
▶ 5000	18	Steve SPITTLER	FR-1	15:56.72	1/28	0.6	0.03	0.63	
▶ 5000	19	Tom WITHERELL	SO-2	15:57.14	1/28	0.5	0.02	0.52	
▶ 5000	20	Robby BALLENTHIN	JR-3	15:59.42	1/28	0.45	0.00	0.45	
▶ H60m	10	Jim O'CONNOR	SO-2	8.81	2/11	5	0.63	5.63	
▶ H60m	11	Tim WALANT	JR-3	8.87	1/23	4	0.50	4.50	
▶ 4x400	8	Gauthier, Dugas, Tapal, Vatti		3:26.67	12/4	7	0.61	7.61	
▶ DMR	7	Fava, Vatti, Trueb, Sutherland		10:49.14	2/11	8	0.95	8.95	
▶ LJ	9	Dave KUSMIN	JR-3	6.37m	20-10%	12/11	6	0.54	6.54
▶ TJ	6	Dave KUSMIN	JR-3	13.14m	43-1%	12/4	10	1.54	11.54
▶ SP	4	Steven LONG	SO-2	13.99m	45-10%	1/28	14	2.06	16.06
▶ SP	11	Marcus CHANG	JR-3	12.57m	41-3	12/4	4	0.16	4.16
▶ SP	17	Greg BROWN	SO-2	12.15m	39-10%	12/11	0.7	0.00	0.70
▶ SP	19	Erik GINTHWAIN	JR-3	11.56m	37-11%	12/11	0.5	0.00	0.50
▶ WT	12	Greg BROWN	SO-2	12.50m	41-¾	2/11	3	0.25	3.25
▶ WT	15	Erik GINTHWAIN	JR-3	12.09m	39-8	2/11	0.9	0.05	0.95

Team Total

136.07

7



New Haven

Northeast-10 Conference

▼ 1

68

Event	Rank	Athlete	Yr	Mark	Date	Pl. Pts.	Bonus	TOTAL	
▶ 60m	2	Kevin DOWNING	SO-2	6.87	12/10	18	2.81	20.81	
▶ 200m	3	Kevin DOWNING	SO-2	21.89	12/4	16	2.30	18.30	
▶ 800m	10	Alaric BEST	SR-4	1:57.01	2/11	5	0.53	5.53	
▶ Mile	6	Matthew DUNHAM	SO-2	4:17.59	1/28	10	1.43	11.43	
▶ H60m	14	Thomas DULOVIC	FR-1	9.02	1/15	1	0.19	1.19	
▶ H60m	18	Tyler PARKER	SR-4	9.51	2/4	0.6	0.00	0.60	
▶ 4x400	9	Reid, Downing, Ezemma, Maldonado		3:26.76	2/11	6	0.58	6.58	
▶ DMR	8	Lane, Maldonado, Chiapperino, Freitas		11:00.45	2/4	7	0.35	7.35	
▶ HJ	11	Jared NEFF	FR-1	1.83m	6-0	12/10	4	0.74	4.74
▶ PV	11	Kyle LAMBERT	SO-2	3.52m	11-6%	12/4	4	0.49	4.49
▶ LJ	12	Ian QUERZE	JR-3	6.26m	20-6%	2/11	3	0.34	3.34
▶ LJ	17	Winston REID	FR-1	6.09m	19-11%	12/4	0.7	0.04	0.74
▶ TJ	8	Kerry SABANTY	FR-1	12.59m	41-3%	1/15	7	0.81	7.81
▶ TJ	12	Ian QUERZE	JR-3	11.74m	38-6%	12/4	3	0.14	3.14
▶ SP	8	Michael RENNA	SO-2	12.97m	42-6%	12/4	7	0.56	7.56
▶ SP	9	Joshua WOODIN	SO-2	12.82m	42-¾	1/28	6	0.35	6.35
▶ SP	18	Charles DIGUGLIELMO	SO-2	11.97m	39-3%	12/10	0.6	0.00	0.60
▶ WT	6	Robert CREIGHTON	JR-3	14.23m	46-8%	2/4	10	1.41	11.41
▶ WT	7	Joshua WOODIN	SO-2	13.80m	45-3%	1/28	8	1.02	9.02
▶ WT	16	Travis TIMMONS	JR-3	11.99m	39-4	1/28	0.8	0.00	0.80
▶ WT	18	Paul BRANDT	JR-3	11.27m	36-11%	12/4	0.6	0.00	0.60
▶ WT	19	Kevin GILHULY	FR-1	9.74m	31-11%	2/4	0.5	0.00	0.50

Team Total

134.77



2010 Indoor, Week #3

Only those regionally ranked in top 20 are shown

MEN - East

8

Adelphi

Northeast-10 Conference

▼ 1
35

Event	Rank	Athlete	Yr	Mark	Date	Pl. Pts.	Bonus	TOTAL
▶ 60m	1	Kevin DURANT	SR-4	6.81	2/4	20	3.60	23.60
▶ 60m	13	Kwesi PETERS	JR-3	7.13	1/21	2	0.33	2.33
▶ 200m	5	Mychael FABIO	SO-2	22.04	2/12	12	1.66	13.66
▶ 200m	8	Kevin DURANT	SR-4	22.11	1/7	7	1.36	8.36
▶ 400m	3	Mychael FABIO	SO-2	48.27	1/21	16	2.53	18.53
▶ 400m	10	Scott FACEY	SR-4	49.31	1/21	5	0.91	5.91
▶ 800m	15	Bailey INCE	JR-3	1:58.68	2/4	0.9	0.06	0.96
▶ 800m	19	Obed BIENNE	SR-4	1:59.33	2/4	0.5	0.00	0.50
▶ Mile	10	Tom CLARK	FR-1	4:22.98	1/21	5	0.40	5.40
▶ Mile	15	Andrew COELHO	FR-1	4:24.41	2/4	0.9	0.22	1.12
▶ 5000	8	Angel ORTEGA	SO-2	15:25.39	1/21	7	0.81	7.81
▶ 5000	10	Andrew COELHO	FR-1	15:30.53	1/21	5	0.61	5.61
▶ 5000	13	Tom CLARK	FR-1	15:44.85	1/14	2	0.25	2.25
▶ H60m	17	Byron VOUSTSINAS	SR-4	9.49	1/21	0.7	0.00	0.70
▶ 4x400	4	Ince, Fabio, Durant, Facey		3:22.22	2/4	14	1.92	15.92
▶ DMR	4	Clark, Fabio, Ince, Coelho		10:11.08	2/4	14	3.28	17.28
Team Total								130.34

9

St. Thomas Aquinas

East Coast Conference

unch
45

Event	Rank	Athlete	Yr	Mark	Date	Pl. Pts.	Bonus	TOTAL
▶ 60m	5	Mike ABELARD	FR-1	6.95	1/7	12	1.79	13.79
▶ 60m	14	Rich RICCA	FR-1	7.14	1/28	1	0.29	1.29
▶ 200m	2	Mike ABELARD	FR-1	21.85	1/28	18	2.48	20.48
▶ 200m	4	Chris MUNIZ	SR-4	22.02	2/11	14	1.74	15.74
▶ 400m	2	Chris MUNIZ	SR-4	48.25	2/11	18	2.57	20.57
▶ 800m	18	Vincent MODAFFERI	SR-4	1:59.27	2/11	0.6	0.00	0.60
▶ Mile	20	Einar BRISSING	SR-4	4:27.20	2/11	0.45	0.00	0.45
▶ 4x400	6	Muniz, Abelard, Ricca, Modafferi		3:25.23	1/21	10	1.03	11.03
Team Total								84.94

10

Assumption

Northeast-10 Conference

unch
35

Event	Rank	Athlete	Yr	Mark	Date	Pl. Pts.	Bonus	TOTAL	
▶ 60m	6	Bernard SCOTT	SR-4	6.97	1/22	10	1.58	11.58	
▶ 60m	10	Geoffrey MOCK	SO-2	7.08	2/5	5	0.66	5.66	
▶ H60m	9	Anthony DOWD	JR-3	8.75	2/5	6	0.76	6.76	
▶ H60m	19	Bradley CARD	FR-1	9.72	12/4	0.5	0.00	0.50	
▶ SP	16	Kevin DABRIEO	SR-4	12.19m	40-0	2/5	0.8	0.00	0.80
Team Total								25.90	

11

Queens (N.Y.)

East Coast Conference

unch
45

Event	Rank	Athlete	Yr	Mark	Date	Pl. Pts.	Bonus	TOTAL	
▶ H60m	16	Terrance FORDE	FR-1	9.31	1/15	0.8	0.00	0.80	
▶ PV	8	tinasha MAKOTSI	SR-4	3.81m	12-6	1/15	7	0.87	7.87
▶ SP	20	Joel WELSH	SR-4	11.03m	36-2½	1/7	0.45	0.00	0.45
Team Total								11.22	

12

Mercy

East Coast Conference

unch
45

Event	Rank	Athlete	Yr	Mark	Date	Pl. Pts.	Bonus	TOTAL	
▶ 4x400	10	Reyes, Lee, Ramos, Riquelme		3:44.04	12/3	5	0.00	5.00	
▶ LJ	14	Joon Yeob LEE	JR-3	6.13m	20-1½	12/3	1	0.11	1.11
▶ TJ	14	Eliezes RIQUELME	FR-1	11.65m	38-2½	12/3	1	0.08	1.08
Team Total								7.86	

13

Molloy

East Coast Conference

unch
45

Event	Rank	Athlete	Yr	Mark	Date	Pl. Pts.	Bonus	TOTAL
▶ 5000	16	Matthew WALSH	SR-4	15:49.84	1/14	0.8	0.15	0.95
Team Total								0.95



2010 Indoor, Week #3

Only those regionally ranked in top 20 are shown

MEN - Midwest

1  **Grand Valley State** **unch**
Great Lakes Intercollegiate Athletic Conference **32**

Event	Rank	Athlete	Yr	Mark	Date	Pl. Pts.	Bonus	TOTAL	
▶ 60m	9	Jovon FAULK	SO-2	6.98	2/4	6	0.81	6.81	
▶ 60m	18	Xavier PARNELL	SO-2	7.04	1/6	0.6	0.17	0.77	
▶ 200m	19	Jovon FAULK	SO-2	22.41	2/4	0.5	0.18	0.68	
▶ 400m	8	Troy ROCK	SR-4	49.53	1/28	7	0.88	7.88	
▶ 400m	11	Spencer THOMAS	SO-2	49.81	12/16	4	0.52	4.52	
▶ 400m	12	Eric LOWE	JR-3	49.89	2/11	3	0.42	3.42	
▶ 400m	14	Michael BAREMAN	FR-1	49.92	1/28	1	0.38	1.38	
▶ 800m	9	John DYER	FR-1	1:55.30	2/11	6	0.59	6.59	
▶ 800m	10	Zach MILLS	SO-2	1:55.33	2/11	5	0.57	5.57	
▶ 800m	12	Eric PHILLIPS	FR-1	1:55.53	2/11	3	0.45	3.45	
▶ 800m	15	Austin BROWN	SO-2	1:55.83	12/16	0.9	0.30	1.20	
▶ 800m	18	Josh SNYDER	FR-1	1:55.99	2/11	0.6	0.25	0.85	
▶ 800m	19	Craig RUMPF	JR-3	1:56.17	1/21	0.5	0.19	0.69	
▶ Mile	4	Pat SAGE	JR-3	4:14.70	2/11	14	1.80	15.80	
▶ Mile	5	Tyler EMMOREY	SO-2	4:15.48	1/28	12	1.47	13.47	
▶ Mile	9	Larry JULSON	FR-1	4:17.90	2/11	6	0.70	6.70	
▶ Mile	10	Jeff NORDQUIST	SO-2	4:17.96	1/28	5	0.69	5.69	
▶ Mile	15	Anthony WITT	SO-2	4:18.72	1/28	0.9	0.48	1.38	
▶ Mile	16	Aaron DENNER	SO-2	4:19.40	1/28	0.8	0.29	1.09	
▶ Mile	17	Mike GIBBONS	FR-1	4:19.71	2/11	0.7	0.22	0.92	
▶ Mile	18	Zachary OLESKI	FR-1	4:19.89	2/11	0.6	0.19	0.79	
▶ Mile	19	Paul ZIELINSKI	SO-2	4:20.12	1/28	0.5	0.16	0.66	
▶ 5000	3	Paul ZIELINSKI	SO-2	14:39.55	2/11	16	2.18	18.18	
▶ 5000	6	Ross FAASSE	SR-4	14:46.79	2/11	10	1.24	11.24	
▶ 5000	7	Jeff NORDQUIST	SO-2	14:48.18	2/11	8	1.06	9.06	
▶ 5000	10	Tyler EMMOREY	SO-2	14:50.24	2/11	5	0.87	5.87	
▶ 5000	12	Ryan TOTH	SO-2	14:51.89	2/11	3	0.72	3.72	
▶ 5000	14	Anthony WITT	SO-2	14:53.17	2/11	1	0.62	1.62	
▶ 5000	15	Nathan KNISELY	SO-2	14:56.07	2/11	0.9	0.37	1.27	
▶ 5000	20	Jon MANBY	FR-1	15:08.06	2/11	0.45	0.00	0.45	
▶ H60m	12	Joey LATZ	SR-4	8.51	1/28	3	0.33	3.33	
▶ H60m	13	Ryan BROWN	SO-2	8.52	2/4	2	0.29	2.29	
▶ H60m	18	Mark RENTFROW	FR-1	8.60	1/21	0.6	0.02	0.62	
▶ 4x400	4	Bareman, Thomas, Lowe, Rock		3:18.73	12/16	14	2.25	16.25	
▶ DMR	4	Julson, Lowe, Dyer, Gibbons		10:15.45	2/4	14	2.25	16.25	
▶ HJ	2	Nate MILLER	SR-4	2.05m	6-8½	1/21	18	3.42	21.42
▶ HJ	10	John IOTT	FR-1	1.93m	6-4	2/4	5	0.50	5.50
▶ PV	6	Quinton DENNIS	JR-3	4.80m	15-9	1/28	10	1.34	11.34
▶ PV	8	Matt GORDENEER	SR-4	4.75m	15-7	2/4	7	0.96	7.96
▶ PV	9	Kevin LELAND	FR-1	4.65m	15-3	2/11	6	0.38	6.38
▶ PV	9	Travis FISHER	SO-2	4.65m	15-3	2/11	6	0.38	6.38

▶ PV	19	Peter ANTOR	SR-4	4.34m	14-2¾	2/4	0.5	0.00	0.50
▶ LJ	2	Ryan RADEMACHER	SR-4	7.18m	23-6¾	1/28	18	3.99	21.99
▶ TJ	2	Robert METELLUS	SR-4	13.96m	45-9¾	2/4	18	2.17	20.17
▶ TJ	3	Nathaniel SMITH	JR-3	13.95m	45-9¾	12/16	16	2.14	18.14
▶ SP	2	Matt ARMSTRONG	SO-2	17.52m	57-5¾	2/4	18	2.23	20.23
▶ SP	5	Donny STIFFLER	FR-1	17.18m	56-4¾	2/11	12	1.60	13.60
▶ SP	10	Ian EVANS	SR-4	15.89m	52-1¾	2/4	5	0.33	5.33
▶ SP	10	Kyle ENO	SO-2	15.89m	52-1¾	1/21	5	0.33	5.33
▶ SP	18	Aaron CLARK	SO-2	15.02m	49-3¾	1/21	0.6	0.00	0.60
▶ WT	16	Donny STIFFLER	FR-1	16.83m	55-2¾	1/21	0.8	0.00	0.80
▶ WT	20	Pat BOND	FR-1	16.37m	53-8¾	2/11	0.45	0.00	0.45
▶ HEPT	5	Peter ANTOR	SR-4	4,524		2/4	12	1.61	13.61
▶ HEPT	10	Quinton DENNIS	JR-3	4,144		1/6	5	0.65	5.65
▶ HEPT	11	Dewey SINCLAIR	FR-1	4,120		1/6	4	0.61	4.61
▶ HEPT	15	Travis FISHER	SO-2	3,804		1/6	0.9	0.03	0.93
▶ HEPT	17	Kevin LELAND	FR-1	2,538		1/6	0.7	0.00	0.70
▶ HEPT	18	Matt GORDENEER	SR-4	2,522		1/6	0.6	0.00	0.60
▶ HEPT	19	Zachary CHESLEY	SO-2	2,495		1/6	0.5	0.00	0.50

Team Total 378.62

**2010 Indoor, Week #3**

Only those regionally ranked in top 20 are shown

MEN - Midwest**2****Ashland**Great Lakes Intercollegiate Athletic Conference **4**

Event	Rank	Athlete	Yr	Mark	Date	Pl. Pts.	Bonus	TOTAL	
▶ 60m	18	Joe HORN	SR-4	7.04	2/11	0.6	0.17	0.77	
▶ 200m	1	Joe HORN	SR-4	21.69	2/11	20	3.03	23.03	
▶ 400m	6	Cory LAMAR	FR-1	49.07	2/4	10	1.69	11.69	
▶ Mile	3	Brandon BAUER	SR-4	4:13.55	1/28	16	2.29	18.29	
▶ 5000	4	Brandon BAUER	SR-4	14:40.36	2/11	14	2.08	16.08	
▶ 5000	18	Brock WEAVER	SO-2	15:02.89	12/10	0.6	0.00	0.60	
▶ H60m	3	Alan DUNSON	JR-3	8.24	2/11	16	2.39	18.39	
▶ H60m	9	Carsten KROHN	SO-2	8.40	2/11	6	0.94	6.94	
▶ 4x400	7	Lamar, Dunson, Kiss, Horn		3:20.89	2/11	8	1.31	9.31	
▶ HJ	3	Nate COOPER	SO-2	2.02m	6-7½	2/11	16	2.52	18.52
▶ HJ	17	Carsten KROHN	SO-2	1.86m	6-1¼	2/11	0.7	0.00	0.70
▶ HJ	20	Nate LOGAN	SR-4	1.83m	6-0	2/11	0.45	0.00	0.45
▶ PV	12	Carsten KROHN	SO-2	4.64m	15-2¾	2/11	3	0.34	3.34
▶ PV	15	Robert ROBINSON	SO-2	4.57m	15-0	2/11	0.9	0.06	0.96
▶ PV	20	Alan SANDERS	FR-1	4.30m	14-1¼	2/4	0.45	0.00	0.45
▶ LJ	4	Antonio PICKENS	FR-1	6.94m	22-9¾	1/21	14	1.84	15.84
▶ LJ	15	Nate COOPER	SO-2	6.60m	21-8	12/3	0.9	0.11	1.01
▶ LJ	15	Nate LOGAN	SR-4	6.60m	21-8	1/21	0.9	0.11	1.01
▶ LJ	17	Carsten KROHN	SO-2	6.58m	21-7¾	2/11	0.7	0.05	0.75
▶ LJ	18	Christian HARRIS	FR-1	6.55m	21-6	12/10	0.6	0.00	0.60
▶ TJ	9	Nate COOPER	SO-2	13.47m	44-2½	2/11	6	0.90	6.90
▶ TJ	19	Christian HARRIS	FR-1	12.08m	39-7¾	2/11	0.5	0.00	0.50
▶ SP	1	Kurt ROBERTS	JR-3	19.62m	64-4½	2/11	20	6.37	26.37
▶ SP	6	Blaine MAAG	SR-4	17.07m	56-0	12/10	10	1.45	11.45
▶ SP	8	Chase SNIADDECKI	JR-3	16.78m	55-¾	12/10	7	1.06	8.06
▶ SP	10	Craig CALL	SO-2	15.89m	52-1¼	2/11	5	0.33	5.33
▶ SP	13	Carsten KROHN	SO-2	15.78m	51-9¾	1/28	2	0.26	2.26
▶ WT	2	Mike JEFFERY	JR-3	20.52m	67-4	2/11	18	3.18	21.18
▶ WT	4	Richard QUICK	FR-1	19.64m	64-5¾	2/11	14	1.91	15.91
▶ WT	5	Ryan LOUGHNEY	SO-2	19.46m	63-10¾	1/28	12	1.70	13.70
▶ WT	8	Blaine MAAG	SR-4	18.83m	61-9½	12/3	7	0.97	7.97
▶ WT	9	Cory MEULEMAN	SO-2	18.58m	60-11½	1/15	6	0.71	6.71
▶ WT	10	Kurt ROBERTS	JR-3	18.40m	60-4¾	1/21	5	0.60	5.60
▶ WT	17	Craig CALL	SO-2	16.82m	55-2¾	1/21	0.7	0.00	0.70
▶ HEPT	1	Carsten KROHN	SO-2	5,203	2/11	20	4.74	24.74	
▶ HEPT	9	Nate LOGAN	SR-4	4,182	2/11	6	0.72	6.72	

Team Total 316.26**3****Missouri S&T**Great Lakes Valley Conference **9****1**

Event	Rank	Athlete	Yr	Mark	Date	Pl. Pts.	Bonus	TOTAL	
▶ 60m	13	Brett VESSELL	JR-3	7.00	1/28	2	0.59	2.59	
▶ 60m	17	Mike WILSON	JR-3	7.03	2/10	0.7	0.27	0.97	
▶ 200m	17	Mike WILSON	JR-3	22.37	1/28	0.7	0.25	0.95	
▶ 200m	18	Brett VESSELL	JR-3	22.39	1/21	0.6	0.21	0.81	
▶ 400m	9	Terry ROBINSON	JR-3	49.65	1/28	6	0.72	6.72	
▶ 400m	20	Bryan KLUGE	JR-3	50.19	1/28	0.45	0.15	0.60	
▶ 800m	2	Bryan KLUGE	JR-3	1:52.88	2/4	18	2.67	20.67	
▶ 800m	4	Brendan SMITH	JR-3	1:53.53	2/10	14	2.02	16.02	
▶ Mile	14	Brendan SMITH	JR-3	4:18.70	2/4	1	0.48	1.48	
▶ Mile	20	Eric FAIRBAIRN	SO-2	4:20.25	1/28	0.45	0.14	0.59	
▶ H60m	1	Terry ROBINSON	JR-3	8.11	2/10	20	3.83	23.83	
▶ H60m	6	Derick WINKLE	SO-2	8.35	1/21	10	1.30	11.30	
▶ 4x400	3	Smith, Kluge, Etzold, Robinson		3:18.48	2/10	16	2.36	18.36	
▶ DMR	8	Fairbairn, Robinson, Kluge, Smith		10:24.56	1/28	7	1.33	8.33	
▶ HJ	7	Joe VEHIGE	FR-1	1.97m	6-5½	1/28	8	1.31	9.31
▶ HJ	18	Dustin GREEN	FR-1	1.84m	6-½	12/3	0.6	0.00	0.60
▶ HJ	20	Peter HOLLENBECK	SR-4	1.83m	6-0	2/10	0.45	0.00	0.45
▶ PV	1	Dan HELLWIG	JR-3	5.07m	16-7½	2/10	20	4.07	24.07
▶ PV	2	Jared ANDERS	SR-4	5.05m	16-6¾	1/28	18	3.84	21.84
▶ PV	3	Peter HOLLENBECK	SR-4	4.95m	16-2¾	2/10	16	2.69	18.69
▶ PV	13	Ryan RETHY	SO-2	4.60m	15-1	12/3	2	0.18	2.18
▶ LJ	11	Joe SMITH	FR-1	6.69m	21-11½	1/28	4	0.39	4.39
▶ LJ	14	Elijah THOMAS	SO-2	6.63m	21-9	2/5	1	0.20	1.20
▶ TJ	6	Joe SMITH	FR-1	13.63m	44-8¾	12/3	10	1.26	11.26
▶ TJ	6	Cody WIGGINS	FR-1	13.63m	44-8¾	1/28	10	1.26	11.26
▶ TJ	8	Elijah THOMAS	SO-2	13.59m	44-7	2/5	7	1.17	8.17
▶ TJ	11	Jeff PIKE	SR-4	13.30m	43-7¾	2/5	4	0.69	4.69
▶ SP	19	Jeremiah JOHNSON	JR-3	15.01m	49-3	1/21	0.5	0.00	0.50
▶ HEPT	3	Peter HOLLENBECK	SR-4	4,697	2/10	16	2.27	18.27	

Team Total 251.67

**2010 Indoor, Week #3**

Only those regionally ranked in top 20 are shown

MEN - Midwest**4****Tiffin**Great Lakes Intercollegiate Athletic Conference **27**▲ **1**

Event	Rank	Athlete	Yr	Mark	Date	Pl. Pts.	Bonus	TOTAL	
▶ 60m	5	Anthony THOMAS	SR-4	6.93	12/3	12	1.51	13.51	
▶ 60m	13	Deven KEENE	JR-3	7.00	1/28	2	0.59	2.59	
▶ 200m	2	Anthony THOMAS	SR-4	21.73	2/11	18	2.81	20.81	
▶ 200m	6	Deven KEENE	JR-3	22.07	2/11	10	1.18	11.18	
▶ 400m	3	Justin WARE	JR-3	48.92	2/11	16	1.98	17.98	
▶ 400m	5	Dominic COLVIN	FR-1	49.05	2/11	12	1.73	13.73	
▶ 800m	6	Stephen MILES	FR-1	1:53.84	2/11	10	1.71	11.71	
▶ 800m	13	Zachary LATHROP	FR-1	1:55.59	2/11	2	0.41	2.41	
▶ 5000	13	Jason BUMB	JR-3	14:51.90	2/11	2	0.72	2.72	
▶ H60m	2	Ramone BRANT	SR-4	8.16	12/3	18	3.27	21.27	
▶ 4x400	2	Keene, Colvin, Ware, Thomas		3:16.04	1/21	18	3.52	21.52	
▶ DMR	3	Miles, Toran, Lathrop, Bumb		10:09.94	2/11	16	3.07	19.07	
▶ HJ	1	Travis LEFLORE	SO-2	2.09m	6-10¼	12/10	20	4.61	24.61
▶ HJ	4	Eric MAAG	JR-3	1.99m	6-6½	12/10	14	1.72	15.72
▶ HJ	18	Antoine ALLEN	FR-1	1.84m	6-½	12/10	0.6	0.00	0.60
▶ PV	5	Lee MILLER	SO-2	4.85m	15-11	12/10	12	1.73	13.73
▶ PV	16	Dan SNYDER	SR-4	4.50m	14-9	12/10	0.8	0.00	0.80
▶ LJ	9	Antoine ALLEN	FR-1	6.76m	22-2¼	1/21	6	0.75	6.75
▶ TJ	10	Antoine ALLEN	FR-1	13.35m	43-9¾	1/21	5	0.74	5.74
▶ WT	18	John HAVRILLA	JR-3	16.58m	54-4¾	2/4	0.6	0.00	0.60
▶ HEPT	2	Dan SNYDER	SR-4	4,883		12/10	18	3.18	21.18
▶ HEPT	16	Antoine ALLEN	FR-1	3,100		12/10	0.8	0.00	0.80

Team Total**250.20****5****Saginaw Valley State**Great Lakes Intercollegiate Athletic Conference **30**▼ **2**

Event	Rank	Athlete	Yr	Mark	Date	Pl. Pts.	Bonus	TOTAL	
▶ 60m	3	Scott CHEVALIER	SR-4	6.89	12/3	16	2.17	18.17	
▶ 800m	1	Tony FILIPEK	SR-4	1:52.59	1/6	20	2.96	22.96	
▶ 800m	3	Charlie RICHARDS	SR-4	1:53.21	1/21	16	2.34	18.34	
▶ 800m	11	Derek STONE	SR-4	1:55.38	1/21	4	0.54	4.54	
▶ 800m	20	Tony RASCH	FR-1	1:56.75	1/6	0.45	0.01	0.46	
▶ Mile	1	Derek STONE	SR-4	4:11.87	1/28	20	3.01	23.01	
▶ Mile	2	Charlie RICHARDS	SR-4	4:12.61	1/28	18	2.69	20.69	
▶ Mile	6	Marion BODY	JR-3	4:16.26	1/28	10	1.16	11.16	
▶ Mile	13	Steve GENTHER	SR-4	4:18.57	1/6	2	0.52	2.52	
▶ 5000	1	Steve GENTHER	SR-4	14:33.18	2/11	20	3.03	23.03	
▶ 5000	16	Nick EKEL	SO-2	14:58.39	2/11	0.8	0.17	0.97	
▶ 5000	17	Cortland SEAVER	SR-4	15:01.61	2/11	0.7	0.02	0.72	
▶ H60m	11	Calvin SULLINS	FR-1	8.50	1/14	4	0.36	4.36	
▶ H60m	19	John HANNA	FR-1	8.61	1/28	0.5	0.00	0.50	
▶ 4x400	12	Badowsky, Thatcher, Humphries, Arnold		3:26.12	1/6	3	0.16	3.16	
▶ DMR	1	Richards, Filipek, Body, Stone		9:59.28	2/11	20	4.68	24.68	
▶ HJ	9	Calvin SULLINS	FR-1	1.94m	6-4¾	2/4	6	0.70	6.70
▶ PV	17	Tyler GROB	FR-1	4.45m	14-7¼	12/16	0.7	0.00	0.70
▶ LJ	7	Mark BADOWSKY	SR-4	6.78m	22-3	1/6	8	0.87	8.87
▶ HEPT	4	Mark BADOWSKY	SR-4	4,544		12/16	14	1.68	15.68
▶ HEPT	7	Tyler GROB	FR-1	4,412		1/6	8	1.23	9.23
▶ HEPT	13	Aaron WILKINS	JR-3	3,907		1/6	2	0.22	2.22

Team Total**224.29**



2010 Indoor, Week #3

Only those regionally ranked in top 20 are shown

MEN - Midwest

6



Findlay

Great Lakes Intercollegiate Athletic Conference 15

unch

Event	Rank	Athlete	Yr	Mark	Date	Pl. Pts.	Bonus	TOTAL	
▶ 60m	10	Lyndon JOHNSON	JR-3	6.99	1/8	5	0.70	5.70	
▶ 200m	5	Lyndon JOHNSON	JR-3	22.02	1/8	12	1.35	13.35	
▶ 200m	9	John GUAGENTI	SO-2	22.20	1/21	6	0.73	6.73	
▶ 200m	13	Corey CLARKE	SO-2	22.26	2/11	2	0.52	2.52	
▶ 200m	14	Curtis SMITHEY	SO-2	22.29	1/14	1	0.42	1.42	
▶ 400m	1	Curtis SMITHEY	SO-2	48.16	2/11	20	3.48	23.48	
▶ 400m	2	John GUAGENTI	SO-2	48.47	12/3	18	2.86	20.86	
▶ 400m	7	Greg SCHAIBLE	JR-3	49.45	2/4	8	0.98	8.98	
▶ 400m	15	Shawnathan FORT	SO-2	50.03	1/8	0.9	0.25	1.15	
▶ H60m	15	Lucas HORSTMAN	FR-1	8.56	12/3	0.9	0.16	1.06	
▶ H60m	19	Timothy SANDERS	FR-1	8.61	2/4	0.5	0.00	0.50	
▶ 4x400	1	Schaible, Smithey, Fort, Bernard		3:14.42	2/11	20	4.30	24.30	
▶ DMR	9	Tweed, Fort, Walhour, Kirwen		10:40.27	1/28	6	0.30	6.30	
▶ HJ	4	Cory VALES	SO-2	1.99m	6-6½	14	1.72	15.72	
▶ PV	4	Shane SHOCKEY	FR-1	4.90m	16-¾	14	2.12	16.12	
▶ PV	13	Chris EHRMAN	JR-3	4.60m	15-1	2	0.18	2.18	
▶ PV	18	Ryan MCKIBBEN	JR-3	4.42m	14-6	2/11	0.6	0.60	
▶ LJ	13	Cory BRUNOW	JR-3	6.66m	21-10¼	2/11	2	0.30	2.30
▶ SP	3	Derrick VICARS	SO-2	17.42m	57-2	1/28	16	2.03	18.03
▶ SP	9	Nathaniel KURTZ	JR-3	16.34m	53-7½	1/8	6	0.65	6.65
▶ SP	19	Darren BASS	FR-1	15.01m	49-3	2/4	0.5	0.00	0.50
▶ WT	6	Nathaniel KURTZ	JR-3	19.13m	62-9¼	2/11	10	1.32	11.32
▶ WT	11	Derrick VICARS	SO-2	18.31m	60-1	2/11	4	0.55	4.55

Team Total

196.09

7



Hillsdale

Great Lakes Intercollegiate Athletic Conference 17

unch

Event	Rank	Athlete	Yr	Mark	Date	Pl. Pts.	Bonus	TOTAL	
▶ 60m	5	Jared KROUT	SR-4	6.93	12/3	12	1.51	13.51	
▶ 60m	10	Will DANKO	SO-2	6.99	2/4	5	0.70	5.70	
▶ 60m	10	Skylar DOOLEY	SO-2	6.99	12/3	5	0.70	5.70	
▶ 200m	3	Jared KROUT	SR-4	21.76	12/3	16	2.65	18.65	
▶ 200m	11	Skylar DOOLEY	SO-2	22.24	2/11	4	0.59	4.59	
▶ 400m	10	Jared KROUT	SR-4	49.72	2/11	5	0.64	5.64	
▶ 800m	16	Shawn MCKINSTRY	SR-4	1:55.85	2/11	0.8	0.29	1.09	
▶ Mile	7	Jeff WYSONG	SO-2	4:16.31	2/11	8	1.15	9.15	
▶ Mile	11	Alex RALSTON	JR-3	4:18.20	1/29	4	0.62	4.62	
▶ 4x400	9	Krout, Finch, Dooley, Cook		3:25.15	2/11	6	0.30	6.30	
▶ DMR	2	Wysong, Galvan, McKinstry, Ralston		10:09.79	2/4	18	3.09	21.09	
▶ LJ	7	Jared KROUT	SR-4	6.78m	22-3	12/3	8	0.87	8.87
▶ TJ	15	Derek TOP	SO-2	12.77m	41-10¼	1/29	0.9	0.07	0.97
▶ WT	1	Jason STOMPS	SR-4	21.39m	70-2¼	2/4	20	4.65	24.65
▶ WT	3	Aaron FALK	SR-4	20.24m	66-5	12/3	16	2.71	18.71
▶ WT	7	Justin DAILEY	JR-3	18.90m	62-¾	2/4	8	1.05	9.05

Team Total

159.96



2010 Indoor, Week #3

Only those regionally ranked in top 20 are shown

MEN - Midwest

8

Indianapolis

Great Lakes Valley Conference

▲ 1
57

Event	Rank	Athlete	Yr	Mark	Date	Pl. Pts.	Bonus	TOTAL	
▶ 60m	1	Frederick HELM	SR-4	6.87	1/29	20	2.51	22.51	
▶ 200m	4	Frederick HELM	SR-4	21.96	1/22	14	1.60	15.60	
▶ 200m	10	Jerel FLOURNOY	SO-2	22.22	1/22	5	0.66	5.66	
▶ 400m	13	Carl A SMITH	JR-3	49.90	2/11	2	0.41	2.41	
▶ 400m	16	Jerel FLOURNOY	SO-2	50.06	2/11	0.8	0.23	1.03	
▶ 400m	17	Nick BRITAIN	JR-3	50.13	2/11	0.7	0.18	0.88	
▶ 4x400	5	Flournoy, Helm, Brittain, Smith		3:19.11	2/11	12	2.07	14.07	
▶ DMR	5	Martinez, Kindred, O'Boyle, Landy		10:16.23	2/11	12	2.14	14.14	
▶ HJ	6	Branden MILLER	FR-1	1.98m	6-6	2/12	10	1.51	11.51
▶ HJ	16	Bryan BACK	SR-4	1.87m	6-1½	2/12	0.8	0.00	0.80
▶ LJ	1	Terrell FRANKLIN	SO-2	7.20m	23-7½	1/29	20	4.17	24.17
▶ LJ	4	Randall HUDI	SO-2	6.94m	22-9¼	12/11	14	1.84	15.84
▶ LJ	6	Jonathan MATTOX	SR-4	6.82m	22-4¼	1/29	10	1.11	11.11
▶ TJ	14	Benjamin BERTOLI	JR-3	12.84m	42-1½	2/12	1	0.15	1.15
▶ TJ	20	Charles WARNSLEY	FR-1	12.04m	39-6	2/12	0.45	0.00	0.45
▶ SP	14	Matt ROYER	JR-3	15.57m	51-1	1/22	1	0.11	1.11
▶ SP	15	Shane WYANT	FR-1	15.49m	50-10	1/29	0.9	0.05	0.95
▶ SP	16	Joshua BRIDWELL	FR-1	15.27m	50-1¼	2/12	0.8	0.00	0.80
▶ WT	12	Matt ROYER	JR-3	18.02m	59-1½	2/11	3	0.38	3.38
▶ WT	14	Craig MYERS	JR-3	17.57m	57-7¼	2/11	1	0.11	1.11
▶ WT	19	Noah HUFFMAN	SR-4	16.45m	53-11¼	1/22	0.5	0.00	0.50
Team Total								151.33	

9

Northwood (Mich.)

Great Lakes Intercollegiate Athletic Conference

▼ 1
62

Event	Rank	Athlete	Yr	Mark	Date	Pl. Pts.	Bonus	TOTAL	
▶ 60m	1	Will FULTON	SR-4	6.87	1/14	20	2.51	22.51	
▶ 60m	20	Kevin LAWSON	SR-4	7.06	1/15	0.45	0.06	0.51	
▶ 200m	11	Will FULTON	SR-4	22.24	1/28	4	0.59	4.59	
▶ 800m	5	Jared FISCHER	SR-4	1:53.78	2/11	12	1.77	13.77	
▶ 800m	8	Sam WATSON	SR-4	1:54.53	1/28	7	1.09	8.09	
▶ Mile	8	Sam WATSON	SR-4	4:17.01	2/11	7	0.95	7.95	
▶ H60m	6	Marcus BENNETT	SO-2	8.35	1/28	10	1.30	11.30	
▶ H60m	10	Bill SMITH	SR-4	8.41	1/28	5	0.87	5.87	
▶ 4x400	8	Foreman, Smith, Fischer, Davis		3:21.28	1/28	7	1.19	8.19	
▶ DMR	11	Fischer, Davis, Waskiewicz, Goodspeed		10:56.07	2/4	4	0.00	4.00	
▶ HJ	20	Marcus BENNETT	SO-2	1.83m	6-0	2/4	0.45	0.00	0.45
▶ LJ	3	Paris GOOCH	SO-2	7.01m	23-0	1/28	16	2.47	18.47
▶ LJ	18	Marcus BENNETT	SO-2	6.55m	21-6	1/22	0.6	0.00	0.60
▶ TJ	12	Paris GOOCH	SO-2	13.01m	42-8¼	1/28	3	0.35	3.35
▶ WT	13	Craig BORSENIK	JR-3	17.67m	57-11¼	2/4	2	0.17	2.17
▶ HEPT	6	Bill SMITH	SR-4	4,423	2/4	10	1.27	11.27	
Team Total								125.50	

10

Lewis

Great Lakes Valley Conference

unch
51


Event	Rank	Athlete	Yr	Mark	Date	Pl. Pts.	Bonus	TOTAL	
▶ 200m	7	Chris LEIBRAND	JR-3	22.09	1/21	8	1.11	9.11	
▶ 200m	20	Austin BAILEY	SR-4	22.43	1/21	0.45	0.14	0.59	
▶ 400m	4	Chris LEIBRAND	JR-3	48.94	12/16	14	1.94	15.94	
▶ H60m	4	James KNAPERK	SR-4	8.28	1/21	14	1.95	15.95	
▶ 4x400	10	Liebrand, Gasick, Jett, Robinson		3:25.24	12/16	5	0.29	5.29	
▶ HJ	8	Lonzo HARRIS	SO-2	1.95m	6-4¼	12/16	7	0.90	7.90
▶ HJ	12	Pat REANEY	SR-4	1.90m	6-2¾	1/15	3	0.20	3.20
▶ PV	9	Matt SCHULTZ	JR-3	4.65m	15-3	1/15	6	0.38	6.38
▶ TJ	13	Robert ROBINSON	SR-4	12.86m	42-2¼	12/16	2	0.17	2.17
▶ SP	4	Scott BARNAS	SR-4	17.35m	56-11¼	12/16	14	1.90	15.90
▶ WT	15	Scott BARNAS	SR-4	17.02m	55-10¼	1/29	0.9	0.00	0.90
▶ HEPT	14	Pat REANEY	SR-4	3,823	12/16	1	0.07	1.07	
Team Total								85.41	





2010 Indoor, Week #3


Only those regionally ranked in top 20 are shown


MEN - Midwest

11		 Saint Joseph's (Ind.)		unch		60			
		Great Lakes Valley Conference							
Event	Rank	Athlete	Yr	Mark	Date	Pl. Pts.	Bonus	TOTAL	
▶ 60m	8	Tyler SULT	FR-1	6.97	12/16	7	0.92	7.92	
▶ 60m	16	Andre WADLEY	JR-3	7.01	12/16	0.8	0.49	1.29	
▶ 200m	7	Tyler SULT	FR-1	22.09	1/21	8	1.11	9.11	
▶ H60m	5	Justin PUGH	SR-4	8.34	2/11	12	1.37	13.37	
▶ H60m	13	Tadd HETTINGER	SR-4	8.52	2/4	2	0.29	2.29	
▶ H60m	15	Dominique WHITE	JR-3	8.56	2/11	0.9	0.16	1.06	
▶ 4x400	14	Tworek, Tooks, Sult, Hettinger		3:30.51	2/4	1	0.00	1.00	
▶ LJ	12	Tyler SULT	FR-1	6.67m	21-10%	12/16	3	0.33	3.33
▶ LJ	18	Joe TOOKS	FR-1	6.55m	21-6	1/21	0.6	0.00	0.60
▶ TJ	4	Joe TOOKS	FR-1	13.88m	45-6%	2/11	14	1.90	15.90
▶ TJ	5	Tadd HETTINGER	SR-4	13.65m	44-9%	2/11	12	1.31	13.31
▶ TJ	17	Ryan ALLEN	JR-3	12.48m	40-11%	1/29	0.7	0.00	0.70
▶ SP	7	Kaleb THOMPSON	SO-2	16.95m	55-7%	2/11	8	1.29	9.29
▶ SP	17	Sir William MCKENZIE	SR-4	15.16m	49-9	1/14	0.7	0.00	0.70
Team Total								81.18	

12		 Lake Superior State		unch		55			
		Great Lakes Intercollegiate Athletic Conference							
Event	Rank	Athlete	Yr	Mark	Date	Pl. Pts.	Bonus	TOTAL	
▶ 200m	15	Paul DAVIS	SR-4	22.34	2/4	0.9	0.30	1.20	
▶ 4x400	13	Brandon Jr, Wright, Monroe, Davis		3:28.61	1/28	2	0.00	2.00	
▶ HJ	10	John PRECZEWSKI	JR-3	1.93m	6-4	1/28	5	0.50	5.50
▶ HJ	15	Dillion MENARD	FR-1	1.88m	6-2	1/28	0.9	0.00	0.90
▶ LJ	10	Jonathon ALLEN	JR-3	6.74m	22-1%	2/4	5	0.62	5.62
▶ TJ	1	Jonathon ALLEN	JR-3	15.02m	49-3%	2/4	20	5.71	25.71
▶ TJ	16	Patrick WRIGHT	SO-2	12.72m	41-8%	1/28	0.8	0.01	0.81
▶ HEPT	12	Benjamin CHARBONNEAU	SO-2	4,072	2/4	3	0.52	3.52	
Team Total								45.71	

13		 Lake Erie		▲ 2		73			
		Independent (DII)							
Event	Rank	Athlete	Yr	Mark	Date	Pl. Pts.	Bonus	TOTAL	
▶ 60m	7	Earnest WATERS	FR-1	6.95	12/10	8	1.19	9.19	
▶ 60m	13	Chris BURROWS	FR-1	7.00	2/4	2	0.59	2.59	
▶ 200m	15	Chris BURROWS	FR-1	22.34	2/11	0.9	0.30	1.20	
▶ H60m	17	Ethan SNYDER	FR-1	8.58	12/10	0.7	0.09	0.79	
▶ 4x400	6	Harley, Burrows, Covington, Snyder		3:19.32	2/11	10	1.97	11.97	
▶ HJ	12	Isaac SNYDER	FR-1	1.90m	6-2%	12/10	3	0.20	3.20
▶ PV	20	Eric KLUCAR	FR-1	4.30m	14-1%	2/4	0.45	0.00	0.45
▶ HEPT	8	Isaac SNYDER	FR-1	4,399	12/10	7	1.19	8.19	
Team Total								38.62	

14		 Ferris State		▼ 1		71			
		Great Lakes Intercollegiate Athletic Conference							
Event	Rank	Athlete	Yr	Mark	Date	Pl. Pts.	Bonus	TOTAL	
▶ 400m	19	Justin PRICE	SO-2	50.14	2/11	0.5	0.18	0.68	
▶ 800m	14	Michael MANGIERI	SR-4	1:55.60	1/21	1	0.40	1.40	
▶ Mile	12	Michael MANGIERI	SR-4	4:18.47	1/14	3	0.55	3.55	
▶ 5000	8	Michael MANGIERI	SR-4	14:49.65	2/11	7	0.92	7.92	
▶ 5000	19	Tyler CROSSMAN	SO-2	15:06.24	2/11	0.5	0.00	0.50	
▶ 4x400	15	Curtis, Chute, Price, Volk		3:33.13	2/11	0.9	0.00	0.90	
▶ DMR	7	Mangieri, Price, Chute, Best		10:22.57	2/4	8	1.53	9.53	
▶ PV	6	Greg BURNS	SR-4	4.80m	15-9	2/11	10	1.34	11.34
Team Total								35.88	

15		 Bellarmine		▼ 1		84			
		Great Lakes Valley Conference							
Event	Rank	Athlete	Yr	Mark	Date	Pl. Pts.	Bonus	TOTAL	
▶ 400m	17	Zach PITTMAN	SR-4	50.13	1/22	0.7	0.18	0.88	
▶ 800m	7	Joseph BLUE	JR-3	1:54.42	2/11	8	1.17	9.17	
▶ H60m	8	Seth SIGLER	FR-1	8.38	1/22	7	1.08	8.08	
▶ 4x400	11	Blue, Blum, Clark, Gnotek		3:25.47	1/22	4	0.26	4.26	
▶ DMR	10	Parayil, Robinson, Mallek, Farmer		10:49.90	2/5	5	0.00	5.00	
▶ HJ	12	Frank WATHEN	SO-2	1.90m	6-2%	2/12	3	0.20	3.20
▶ TJ	18	Nicholas HUSHEBECK	FR-1	12.21m	40-¾	1/29	0.6	0.00	0.60
Team Total								31.80	



2010 Indoor, Week #3

Only those regionally ranked in top 20 are shown

MEN - Midwest

16



Southern Indiana

Great Lakes Valley Conference

▲ 3

82

Event	Rank	Athlete	Yr	Mark	Date	Pl. Pts.	Bonus	TOTAL
▶ 800m	17	Wes MASTERSON	JR-3	1:55.97	2/11	0.7	0.25	0.95
▶ 5000	9	Dustin EMERICK	SO-2	14:49.97	2/11	6	0.89	6.89
▶ 5000	11	Andrew DIXON	SO-2	14:51.61	2/11	4	0.75	4.75
▶ 4x400	17	Crosby Greene, Schroer, Daake, Masterson		3:37.17	2/5	0.7	0.00	0.70
▶ DMR	6	Callison, Daake, Masterson, Emerick		10:21.68	2/11	10	1.61	11.61

Team Total 25.47

17



Northern Kentucky

Great Lakes Valley Conference

▼ 1

77

Event	Rank	Athlete	Yr	Mark	Date	Pl. Pts.	Bonus	TOTAL
▶ 5000	2	Drew HARRIS	JR-3	14:36.82	12/10	18	2.54	20.54
▶ DMR	12	McIntyre, Durden, Sturgeon, Mueller		11:28.60	2/11	3	0.00	3.00

Team Total 23.54

18



Central State

Independent (DII)

unch

85

Event	Rank	Athlete	Yr	Mark	Date	Pl. Pts.	Bonus	TOTAL
▶ 60m	4	Larry JONES	SR-4	6.91	12/3	14	1.84	15.84

Team Total 16.31

19



UW Parkside

Great Lakes Valley Conference

▼ 2

81

Event	Rank	Athlete	Yr	Mark	Date	Pl. Pts.	Bonus	TOTAL
▶ 5000	5	Ben ORVOLD	SO-2	14:42.26	2/11	12	1.83	13.83
▶ 4x400	16	Mahmood, McLoone, Simac, Karkow		3:34.46	1/28	0.8	0.00	0.80

Team Total 14.63



2010 Indoor, Week #3

Only those regionally ranked in top 20 are shown

MEN - South

1											unch		
Ala.-Huntsville											54		
Gulf South Conference													
Event	Rank	Athlete	Yr	Mark	Date	Pl. Pts.	Bonus	TOTAL					
▶ 60m	2	Richard WILSON	SO-2	6.84	2/5	18	5.42	23.42					
▶ 60m	7	Cary HALE	JR-3	7.22	1/21	8	0.90	8.90					
▶ 60m	12	William PHILLIPS	FR-1	7.60	2/5	3	0.00	3.00					
▶ 200m	4	Richard WILSON	SO-2	22.34	2/11	14	2.20	16.20					
▶ 200m	5	Jaion RAYFORD	SO-2	22.51	1/21	12	1.76	13.76					
▶ 200m	10	Cary HALE	JR-3	23.05	2/11	5	0.80	5.80					
▶ 200m	14	James HARBISON	FR-1	23.64	2/11	1	0.19	1.19					
▶ 400m	1	Jaion RAYFORD	SO-2	50.89	1/21	20	4.33	24.33					
▶ 400m	7	James HARBISON	FR-1	52.16	1/21	8	1.65	9.65					
▶ 800m	3	Parris HEILMAN	JR-3	2:00.24	2/11	16	2.21	18.21					
▶ 800m	4	Stevie DOLAN	FR-1	2:01.88	2/5	14	1.77	15.77					
▶ 800m	7	Daniel SAINT	SR-4	2:03.85	2/5	8	1.39	9.39					
▶ 800m	12	Andy DAVIDSON	SO-2	2:13.45	2/5	3	0.38	3.38					
▶ Mile	1	Will RODGERS	JR-3	4:15.70	2/11	20	4.86	24.86					
▶ Mile	2	Josh MOSHIER	JR-3	4:16.60	2/11	18	4.71	22.71					
▶ Mile	5	Stevie DOLAN	FR-1	4:32.49	1/21	12	2.58	14.58					
▶ Mile	6	Andy DAVIDSON	SO-2	4:52.59	2/5	10	0.72	10.72					
▶ 5000	2	Andy DAVIDSON	SO-2	17:12.51	1/21	18	10.00	28.00					
▶ H60m	1	Aaron LEE	FR-1	8.50	2/5	20	3.58	23.58					
▶ 4x400	2	Harbison, Wilson, Hale, Rayford		3:24.17	1/21	18	10.00	28.00					
▶ DMR	2	Moshier, Rayford, Dolan, Rodgers		10:13.79	2/11	18	10.00	28.00					
▶ PV	1	Luke BECK	FR-1	4.81m	15-9¼	20	16.51	36.51					
▶ PV	2	Brad PASSEN	SR-4	4.30m	14-1¼	18	2.30	20.30					
▶ SP	3	Adam OSBURN	FR-1	12.24m	40-2	16	4.17	20.17					
▶ SP	6	Alec BAUMAN	FR-1	9.53m	31-3¼	10	1.05	11.05					
▶ WT	1	Adam OSBURN	FR-1	11.36m	37-3¼	20	10.70	30.70					
▶ WT	2	Josh COOTS	JR-3	10.98m	36-¼	18	8.84	26.84					
Team Total							479.03						

2											▲ 2		
Harding											50		
Gulf South Conference													
Event	Rank	Athlete	Yr	Mark	Date	Pl. Pts.	Bonus	TOTAL					
▶ 60m	3	Milton STEWART	SO-2	7.07	2/5	16	2.43	18.43					
▶ 60m	6	Blake ARNOLD	JR-3	7.20	12/4	10	1.07	11.07					
▶ 60m	10	Kory HOWARD	FR-1	7.46	12/4	5	0.00	5.00					
▶ 60m	13	Kelsey THOMAS	FR-1	7.65	12/4	2	0.00	2.00					
▶ 200m	2	Blake ARNOLD	JR-3	22.09	12/4	18	2.87	20.87					
▶ 200m	3	Milton STEWART	SO-2	22.32	12/4	16	2.25	18.25					
▶ 200m	9	Kelsey THOMAS	FR-1	23.04	12/4	6	0.82	6.82					
▶ 200m	13	Kory HOWARD	FR-1	23.43	12/4	2	0.36	2.36					
▶ 200m	17	Logan WHEELER	SR-4	24.59	12/4	0.7	0.00	0.70					
▶ 200m	18	Matt VOSS	JR-3	24.71	12/4	0.6	0.00	0.60					
▶ 400m	4	Kory HOWARD	FR-1	51.86	2/5	14	2.12	16.12					
▶ 400m	6	Brad FURLONG	SO-2	52.08	12/4	10	1.77	11.77					
▶ 400m	10	Matt VOSS	JR-3	55.39	2/5	5	0.00	5.00					
▶ 800m	1	Frank BOLLING	SR-4	1:53.14	2/10	20	4.45	24.45					
▶ 800m	2	Ryan JOHNSON	SO-2	1:57.10	2/10	18	3.17	21.17					
▶ 800m	5	Justin DURHAM	SO-2	2:03.63	12/4	12	1.43	13.43					
▶ 800m	6	Eric WILSON	FR-1	2:03.66	12/4	10	1.43	11.43					
▶ 800m	9	Joseph PADILLA	FR-1	2:08.67	12/4	6	0.81	6.81					
▶ Mile	3	Philip BIWOTT	SO-2	4:23.34	2/5	16	3.65	19.65					
▶ Mile	4	Manase BUSIENEI	FR-1	4:30.28	2/10	14	2.80	16.80					
▶ 5000	1	Daniel KIRWA	JR-3	14:44.65	2/10	20	10.00	30.00					
▶ H60m	4	Logan WHEELER	SR-4	8.63	12/4	14	3.03	17.03					
▶ H60m	7	Matt VOSS	JR-3	9.25	12/4	8	1.32	9.32					
▶ DMR	1	Johnson, Arnold, Bolling, Biwott		10:07.48	2/10	20	10.00	30.00					
▶ HJ	1	Logan CALLIER	SO-2	1.90m	6-2¼	20	12.99	32.99					
▶ PV	3	Josh WINSLAGER	FR-1	4.26m	13-11¼	16	1.19	17.19					
▶ LJ	1	Blake ARNOLD	JR-3	6.77m	22-2¼	20	4.42	24.42					
▶ TJ	5	Richard GLENN	FR-1	12.52m	41-1	12	0.00	12.00					
Team Total							405.68						



2010 Indoor, Week #3

Only those regionally ranked in top 20 are shown

MEN - South

3



Kentucky State

Southern Intercollegiate Athletic Conference

▼ 1
26

Event	Rank	Athlete	Yr	Mark	Date	Pl. Pts.	Bonus	TOTAL
▶ 60m	1	Jamaree GORDON	JR-3	6.78	12/3	20	6.23	26.23
▶ 60m	4	Derrick YOUNG	SO-2	7.12	1/22	14	1.81	15.81
▶ 60m	5	Davin WALKER	SR-4	7.14	1/15	12	1.56	13.56
▶ 60m	8	Troy BLAND	JR-3	7.26	1/15	7	0.58	7.58
▶ 60m	9	Christopher SCOTT	SO-2	7.36	1/22	6	0.00	6.00
▶ 60m	11	Keenan HAMILTON	SO-2	7.56	1/22	4	0.00	4.00
▶ 200m	1	Jamaree GORDON	JR-3	21.51	2/4	20	4.47	24.47
▶ 200m	7	Davin WALKER	SR-4	22.94	1/15	8	0.99	8.99
▶ 200m	8	Derrick YOUNG	SO-2	22.97	1/22	7	0.94	7.94
▶ 200m	11	William NALLS-OLIVER	FR-1	23.15	12/3	4	0.64	4.64
▶ 200m	15	James SWANSON	FR-1	23.75	12/3	0.9	0.10	1.00
▶ 200m	16	Jordan NOAH	FR-1	24.09	12/3	0.8	0.00	0.80
▶ 400m	5	James SWANSON	FR-1	51.96	12/3	12	1.96	13.96
▶ 400m	8	William NALLS-OLIVER	FR-1	52.69	12/3	7	0.82	7.82
▶ 400m	9	Wade ERVIN	JR-3	53.89	2/4	6	0.00	6.00
▶ 400m	11	Jordan NOAH	FR-1	55.51	12/3	4	0.00	4.00
▶ 800m	10	Wade ERVIN	JR-3	2:10.51	12/3	5	0.64	5.64
▶ 800m	11	William GLENN	FR-1	2:10.93	1/22	4	0.61	4.61
▶ Mile	7	Ahunuar HUERTA	SR-4	4:55.95	1/15	8	0.43	8.43
▶ Mile	9	William GLENN	FR-1	5:06.50	12/3	6	0.00	6.00
▶ Mile	10	Markus BROUSARD	SR-4	5:07.74	1/15	5	0.00	5.00
▶ H60m	5	Cory SPALDING	FR-1	8.68	1/22	12	2.84	14.84
▶ HJ	2	Cory SPALDING	FR-1	1.85m	6-¾	18	3.51	21.51
▶ HJ	2	Xavier BRAXTON	SR-4	1.85m	6-¾	18	3.51	21.51
▶ LJ	3	Christopher SCOTT	SO-2	6.44m	21-1½	16	3.27	19.27
▶ LJ	4	Troy BLAND	JR-3	6.29m	20-7¾	14	2.83	16.83
▶ LJ	5	Wade ERVIN	JR-3	6.16m	20-2¾	12	2.51	14.51
▶ LJ	7	Chris SPALDING	JR-3	5.68m	18-7¾	8	1.32	9.32
▶ LJ	8	Keenan HAMILTON	SO-2	5.20m	17-¾	7	0.13	7.13
▶ TJ	2	Troy BLAND	JR-3	13.06m	42-10¾	18	2.26	20.26
▶ TJ	4	Wade ERVIN	JR-3	12.55m	41-2¾	14	0.00	14.00
▶ SP	1	Keenan HAMILTON	SO-2	13.14m	43-1½	20	5.55	25.55
▶ SP	2	Jahleel MULLINS	FR-1	12.43m	40-9½	18	4.46	22.46
▶ SP	7	Wade ERVIN	JR-3	8.97m	29-5¾	8	0.42	8.42

Team Total

398.07

4



Clayton

Southern Intercollegiate Athletic Conference

▼ 1
65

Event	Rank	Athlete	Yr	Mark	Date	Pl. Pts.	Bonus	TOTAL
▶ 200m	6	Aaron DORN-LONG	SR-4	22.86	1/21	10	1.12	11.12
▶ 200m	12	Larry BRUNSON	FR-1	23.27	1/21	3	0.49	3.49
▶ 400m	2	Zacharias GILES	FR-1	51.15	1/21	18	3.69	21.69
▶ 400m	3	John HILL	SO-2	51.16	12/4	16	3.66	19.66
▶ 400m	12	Chad SMITH	FR-1	57.90	12/4	3	0.00	3.00
▶ 800m	7	Aaron SHEPARD	SO-2	2:03.85	12/4	8	1.39	9.39
▶ 800m	13	Conzallar NEWBY	FR-1	2:15.79	12/4	2	0.19	2.19
▶ 800m	14	Geoffrey REEDER	SO-2	2:16.67	12/4	1	0.11	1.11
▶ 800m	15	Jabari HOLLOWAY	FR-1	2:20.14	12/4	0.9	0.00	0.90
▶ Mile	8	Aaron SHEPARD	SO-2	4:58.09	12/4	7	0.25	7.25
▶ Mile	11	Geoffrey REEDER	SO-2	5:19.51	12/4	4	0.00	4.00
▶ Mile	12	Conzallar NEWBY	FR-1	5:49.64	12/4	3	0.00	3.00
▶ H60m	2	Larry BRUNSON	FR-1	8.53	1/21	18	3.45	21.45
▶ H60m	3	Weslee MARSH	SR-4	8.58	1/21	16	3.24	19.24
▶ H60m	6	Jordan COBURN	SO-2	8.87	12/4	10	2.31	12.31
▶ H60m	8	Lawrence INMAN	SR-4	9.71	12/4	7	0.22	7.22
▶ 4x400	1	Hill, Dorn-Long, Marsh, Giles		3:23.34	12/4	20	10.00	30.00
▶ HJ	4	Lawrence INMAN	SR-4	1.83m	6-0	14	0.00	14.00
▶ LJ	2	LaQuan PRIEST	SO-2	6.48m	21-3¾	18	3.41	21.41
▶ LJ	6	Lawrence INMAN	SR-4	6.00m	19-8¾	10	2.11	12.11
▶ TJ	1	LaQuan PRIEST	SO-2	14.91m	48-11	20	16.73	36.73
▶ TJ	3	Christopher MANSFIELD	FR-1	12.90m	42-4	16	1.01	17.01
▶ SP	4	John ROGERS	SO-2	11.25m	36-11	14	3.00	17.00
▶ SP	5	Zack SMITH	SR-4	9.73m	31-11¾	12	1.28	13.28
▶ SP	8	Emmanuel WASHINGTON	JR-3	8.69m	28-6¾	7	0.10	7.10
▶ SP	9	Leroy POSEY	SO-2	7.44m	24-5	6	0.00	6.00
▶ WT	3	John ROGERS	SO-2	9.27m	30-5	16	0.45	16.45
▶ WT	4	Zack SMITH	SR-4	7.41m	24-3¾	14	0.00	14.00
▶ WT	5	Emmanuel WASHINGTON	JR-3	6.91m	22-8	12	0.00	12.00

Team Total

364.12

**2010 Indoor, Week #3**

Only those regionally ranked in top 20 are shown

MEN - South Central**Central Missouri**

Mid-America Intercollegiate Athletics Association

**1****3**

Event	Rank	Athlete	Yr	Mark	Date	Pl. Pts.	Bonus	TOTAL	
▶ 60m	11	Chris LEVERETTE	JR-3	6.91	1/21	4	0.69	4.69	
▶ 60m	11	Eric GRIFFIN	SO-2	6.91	1/28	4	0.69	4.69	
▶ 60m	14	Ivey LEE	JR-3	6.95	1/21	1	0.34	1.34	
▶ 200m	8	Kai ROPER	SR-4	22.16	2/10	7	0.81	7.81	
▶ 200m	17	Darius WALKER	SO-2	22.47	2/10	0.7	0.20	0.90	
▶ 400m	7	Anthony COOPER	JR-3	50.20	1/28	8	0.85	8.85	
▶ 400m	17	Darius WALKER	SO-2	51.02	1/21	0.7	0.18	0.88	
▶ 800m	10	Jacob WHITE	SO-2	1:56.44	2/5	5	0.95	5.95	
▶ 800m	14	A.J. STEVENS	JR-3	1:57.75	1/21	1	0.31	1.31	
▶ Mile	15	Kyle MCCLURE	JR-3	4:23.94	1/21	0.9	0.09	0.99	
▶ 5000	4	Dalton MOBERLY	SO-2	14:49.58	2/10	14	1.87	15.87	
▶ 5000	5	Brett CARTER	JR-3	14:57.42	2/10	12	1.45	13.45	
▶ 5000	9	Josh SCHULZ	JR-3	15:09.45	2/5	6	0.83	6.83	
▶ 5000	16	Ben KEOWN	SO-2	15:30.04	2/5	0.8	0.14	0.94	
▶ 5000	17	Anthony SCHULZ	SR-4	15:30.74	2/5	0.7	0.12	0.82	
▶ H60m	6	Darius WALKER	SO-2	8.29	1/21	10	1.27	11.27	
▶ H60m	7	Brent VOGEL	SO-2	8.38	2/5	8	0.78	8.78	
▶ H60m	15	Carl MCCARGO	SO-2	8.50	1/29	0.9	0.20	1.10	
▶ H60m	15	Shawn BOSS	SO-2	8.50	1/21	0.9	0.20	1.10	
▶ H60m	20	Alex LOHMAN	JR-3	8.71	12/10	0.45	0.00	0.45	
▶ 4x400	1	Walker, Cooper, Vogel, Roper		3:13.41	2/10	20	5.31	25.31	
▶ DMR	8	McClure, Lorber, Stevens, Jacobs		11:01.72	2/5	7	0.36	7.36	
▶ HJ	3	Chris MILLENTREE	JR-3	2.06m	6-9	2/10	16	2.17	18.17
▶ HJ	8	Shawn BOSS	SO-2	2.02m	6-7½	12/10	7	1.14	8.14
▶ HJ	10	Eric GRIFFIN	SO-2	1.98m	6-6	1/21	5	0.52	5.52
▶ HJ	12	Darius WALKER	SO-2	1.95m	6-4¾	1/29	3	0.20	3.20
▶ HJ	18	Brent VOGEL	SO-2	1.88m	6-2	1/21	0.6	0.00	0.60
▶ PV	9	Alex LOHMAN	JR-3	4.66m	15-3¾	1/29	6	0.94	6.94
▶ PV	17	Chad APPLETON	JR-3	4.35m	14-3¾	2/11	0.7	0.00	0.70
▶ PV	20	Shawn BOSS	SO-2	4.30m	14-1¼	2/5	0.45	0.00	0.45
▶ LJ	7	Darius WALKER	SO-2	6.88m	22-7	2/5	8	0.85	8.85
▶ LJ	14	Brent VOGEL	SO-2	6.70m	21-11½	12/10	1	0.17	1.17
▶ LJ	16	Dennis HOPGOOD	SR-4	6.68m	21-11	2/5	0.8	0.12	0.92
▶ TJ	11	Dennis HOPGOOD	SR-4	14.04m	46-¾	2/5	4	0.27	4.27
▶ TJ	16	Charles HINTON	SO-2	13.51m	44-4	2/5	0.8	0.00	0.80
▶ TJ	20	Deandre CAMPBELL	FR-1	12.81m	42-½	1/28	0.45	0.00	0.45
▶ SP	3	Drew FRIZZELL	JR-3	17.43m	57-2¼	2/10	16	3.25	19.25
▶ SP	10	Justen SHACKELFORD	JR-3	15.38m	50-5½	1/21	5	0.31	5.31
▶ SP	14	Tyler WERLE	SO-2	15.11m	49-7	1/21	1	0.11	1.11
▶ WT	1	Drew FRIZZELL	JR-3	20.82m	68-3¾	2/5	20	5.80	25.80
▶ WT	13	Tyler WERLE	SO-2	15.38m	50-5½	2/5	2	0.09	2.09

▶ WT	17	Justen SHACKELFORD	JR-3	14.38m	47-2¼	2/5	0.7	0.00	0.70
▶ HEPT	1	Darius WALKER	SO-2	5,104		1/29	20	2.62	22.62
▶ HEPT	2	Brent VOGEL	SO-2	4,987		12/10	18	2.25	20.25
▶ HEPT	3	Shawn BOSS	SO-2	4,948		12/10	16	2.12	18.12
▶ HEPT	4	Carl MCCARGO	SO-2	4,937		1/29	14	2.09	16.09
▶ HEPT	5	Alex LOHMAN	JR-3	4,890		1/29	12	1.95	13.95
▶ HEPT	11	Bryan DOUGHERTY	FR-1	4,217		1/29	4	0.87	4.87
▶ HEPT	12	Taylor MANACO	FR-1	3,877		12/10	3	0.43	3.43
▶ HEPT	15	Justin BEARD	FR-1	3,452		12/10	0.9	0.00	0.90

Team Total 350.98



2010 Indoor, Week #3

Only those regionally ranked in top 20 are shown

MEN - South Central

4		Lincoln (Mo.)		unch		5			
		Heartland Conference							
Event	Rank	Athlete	Yr	Mark	Date	Pl. Pts.	Bonus	TOTAL	
▶ 60m	1	Kimour BRUCE	JR-3	6.72	2/11	20	3.33	23.33	
▶ 60m	3	Gavin TERRELONGE	SO-2	6.79	2/11	16	2.24	18.24	
▶ 60m	5	Mandela CLIFFORD	JR-3	6.85	12/10	12	1.33	13.33	
▶ 60m	8	Dwain BRYDEN	JR-3	6.87	1/28	7	1.09	8.09	
▶ 60m	9	Gerald BASCOE	JR-3	6.89	1/14	6	0.89	6.89	
▶ 60m	17	Ravel GREY	FR-1	6.97	2/11	0.7	0.24	0.94	
▶ 200m	3	Gavin TERRELONGE	SO-2	21.66	2/11	16	2.24	18.24	
▶ 200m	5	Gerald BASCOE	JR-3	21.74	2/11	12	1.96	13.96	
▶ 200m	7	Kimour BRUCE	JR-3	22.02	2/4	8	1.13	9.13	
▶ 200m	9	Ravel GREY	FR-1	22.20	2/11	6	0.71	6.71	
▶ 200m	10	Steve BANTON	FR-1	22.28	1/28	5	0.53	5.53	
▶ 200m	13	Dwain BRYDEN	JR-3	22.38	1/28	2	0.30	2.30	
▶ 200m	19	Mandela CLIFFORD	JR-3	22.55	12/4	0.5	0.11	0.61	
▶ 400m	1	Steve BANTON	FR-1	47.95	2/11	20	4.04	24.04	
▶ 400m	4	Anthony CELESTIN	SO-2	49.07	12/10	14	2.23	16.23	
▶ 400m	5	Sabiel ANDERSON	FR-1	49.30	2/11	12	1.87	13.87	
▶ 800m	5	Rupert SMITH	SR-4	1:55.56	12/10	12	1.42	13.42	
▶ 800m	8	Jean NOUGUES	SR-4	1:56.33	12/10	7	1.01	8.01	
▶ H60m	4	Sabiel ANDERSON	FR-1	8.25	1/14	14	1.49	15.49	
▶ H60m	9	Joel WHYTE	FR-1	8.40	2/4	6	0.67	6.67	
▶ 4x400	2	Celestin, Banton, Anderson, Smith		3:15.49	2/11	18	4.38	22.38	
▶ LJ	1	Gerald BASCOE	JR-3	7.43m	24-4½	1/14	20	4.04	24.04
▶ TJ	7	Gerald BASCOE	JR-3	14.48m	47-6¾	2/11	8	0.98	8.98
▶ HEPT	14	Alvirto SMITH	JR-3	3,575		2/4	1	0.05	1.05
Team Total								284.43	

5		Emporia State		Mid-America Intercollegiate Athletics Association		2		6	
Event	Rank	Athlete	Yr	Mark	Date	Pl. Pts.	Bonus	TOTAL	
▶ 60m	2	Derwin HALL	SO-2	6.77	1/21	18	2.55	20.55	
▶ 60m	7	Josh SCHULER	JR-3	6.86	2/4	8	1.19	9.19	
▶ 60m	14	Vincent HOWZE	SO-2	6.95	12/11	1	0.34	1.34	
▶ 200m	1	Josh SCHULER	JR-3	21.35	2/4	20	3.37	23.37	
▶ 200m	6	Vincent HOWZE	SO-2	21.84	1/28	10	1.60	11.60	
▶ 400m	2	Vincent HOWZE	SO-2	48.80	2/4	18	2.66	20.66	
▶ 800m	18	Adam MCGOVERN	JR-3	1:58.79	1/7	0.6	0.04	0.64	
▶ Mile	7	William HOHMEIER	JR-3	4:16.72	2/4	8	1.17	9.17	
▶ 5000	15	Skyler DELMOTT	SR-4	15:30.03	1/28	0.9	0.14	1.04	
▶ H60m	9	Vincent HOWZE	SO-2	8.40	2/4	6	0.67	6.67	
▶ 4x400	10	Schuler, Cowing, Granillo, Howze		3:29.14	1/21	5	0.10	5.10	
▶ HJ	1	Briar PLOUDE	FR-1	2.11m	6-11	1/14	20	3.69	23.69
▶ HJ	6	Alex PYLE	SR-4	2.04m	6-8¼	1/14	10	1.56	11.56
▶ HJ	18	Cole DAVIS	SO-2	1.88m	6-2	1/21	0.6	0.00	0.60
▶ PV	1	Zach ROSENBERGER	JR-3	4.95m	16-2¾	1/28	20	3.63	23.63
▶ LJ	5	Josh HONEYCUTT	JR-3	7.06m	23-2	1/28	12	1.73	13.73
▶ LJ	8	Matt KOELLING	SR-4	6.85m	22-5½	1/21	7	0.70	7.70
▶ LJ	10	Douglas MARSHALL	SR-4	6.83m	22-5	12/11	5	0.60	5.60
▶ LJ	12	Dwayne WALL	FR-1	6.72m	22-¾	1/14	3	0.21	3.21
▶ TJ	2	Josh HONEYCUTT	JR-3	15.78m	51-9¾	12/11	18	3.72	21.72
▶ TJ	4	Matt KOELLING	SR-4	14.96m	49-1	1/14	14	1.88	15.88
▶ TJ	8	Douglas MARSHALL	SR-4	14.31m	46-11½	1/14	7	0.66	7.66
▶ TJ	14	Dwayne WALL	FR-1	13.90m	45-7¾	1/28	1	0.13	1.13
▶ SP	12	Lucas SANMARTIN	SO-2	15.27m	50-1¼	12/11	3	0.23	3.23
▶ WT	4	Kevin ROULHAC	JR-3	17.84m	58-6½	1/14	14	1.94	15.94
▶ WT	15	Keith MAPLES	JR-3	14.63m	48-0	1/14	0.9	0.00	0.90
▶ WT	18	Lucas SANMARTIN	SO-2	14.36m	47-1¼	12/11	0.6	0.00	0.60
Team Total								267.39	



2010 Indoor, Week #3

Only those regionally ranked in top 20 are shown

MEN - South Central

8



Southwest Baptist **unch** Mid-America Intercollegiate Athletics Association **42**

Event	Rank	Athlete	Yr	Mark	Date	Pl. Pts.	Bonus	TOTAL
▶ 60m	16	Frank GRANT JR	SR-4	6.96	1/21	0.8	0.29	1.09
▶ 200m	4	Frank GRANT JR	SR-4	21.71	2/5	14	2.06	16.06
▶ 400m	3	Frank GRANT JR	SR-4	49.00	2/10	16	2.34	18.34
▶ 400m	19	Jesse KUEKER	SR-4	51.19	1/21	0.5	0.09	0.59
▶ 800m	1	Shawn ETZENHOUSER	SR-4	1:53.44	2/10	20	3.08	23.08
▶ 800m	6	Josh ROLLINS	JR-3	1:55.73	1/21	10	1.33	11.33
▶ 800m	9	Jeremy GLASSMAKER	SR-4	1:56.34	2/5	6	1.00	7.00
▶ 800m	12	Nathaniel ROGERS	JR-3	1:57.07	1/21	3	0.61	3.61
▶ 800m	20	Will HANSEN	SO-2	1:59.30	1/28	0.45	0.00	0.45
▶ Mile	4	Jeremy GLASSMAKER	SR-4	4:14.10	2/10	14	1.96	15.96
▶ Mile	12	Shawn ETZENHOUSER	SR-4	4:19.71	12/3	3	0.55	3.55
▶ Mile	14	Will HANSEN	SO-2	4:22.17	12/3	1	0.28	1.28
▶ Mile	19	Josh ROLLINS	JR-3	4:25.73	1/28	0.5	0.00	0.50
▶ 5000	12	Phillip MILLER	FR-1	15:21.16	2/10	3	0.36	3.36
▶ 5000	18	Michael MCCAMPBELL	SR-4	15:35.75	2/5	0.6	0.00	0.60
▶ 4x400	4	Grant JR, Kueker, Rogers, Etzenhouser		3:20.30	2/5	14	2.31	16.31
▶ DMR	2	Etzenhouser, Grant JR, Glassmaker		10:01.09	2/10	18	4.64	22.64
▶ HJ	11	Stephan ALBIN	FR-1	1.97m	6-5½	4	0.41	4.41
▶ HJ	17	Nate STUKENBORG	SR-4	1.89m	6-2¼	0.7	0.00	0.70

Team Total 152.33

9



Texas A&M-Kingsville **unch** Lone Star Conference **49**

Event	Rank	Athlete	Yr	Mark	Date	Pl. Pts.	Bonus	TOTAL
▶ 200m	14	Anthony WASHINGTON	FR-1	22.42	2/5	1	0.25	1.25
▶ 400m	11	Sergio RIOS	FR-1	50.57	2/5	4	0.47	4.47
▶ 5000	13	Kiya DANDENA	SO-2	15:22.39	1/28	2	0.33	2.33
▶ 5000	14	Daniel CASTRO	SR-4	15:26.38	2/11	1	0.23	1.23
▶ 4x400	3	Rios, Washington, Davis, Glover		3:20.00	2/11	16	2.44	18.44
▶ HJ	15	Trent HESSELTINE	SO-2	1.94m	6-4¼	0.9	0.10	1.00
▶ PV	14	Ted DUGIE	SR-4	4.45m	14-7¼	1	0.16	1.16
▶ PV	20	Dylan REIDSESEL	FR-1	4.30m	14-1¼	0.45	0.00	0.45
▶ LJ	2	CJ GRIGGS	FR-1	7.29m	23-11	18	3.04	21.04
▶ LJ	4	Connell DAVIS	JR-3	7.21m	23-8	14	2.47	16.47
▶ LJ	10	Isaiah GLOVER	FR-1	6.83m	22-5	5	0.60	5.60
▶ LJ	19	Micah FRANKS	SO-2	6.52m	21-4¼	0.5	0.00	0.50
▶ TJ	5	CJ GRIGGS	FR-1	14.85m	48-8¼	12	1.67	13.67
▶ TJ	6	Isaiah GLOVER	FR-1	14.78m	48-6	10	1.54	11.54
▶ TJ	17	Micah FRANKS	SO-2	13.46m	44-2	0.7	0.00	0.70

Team Total 101.39



2010 Indoor, Week #3

Only those regionally ranked in top 20 are shown

MEN - South Central

10 **West Texas A&M** **unch**
Lone Star Conference **67**

Event	Rank	Athlete	Yr	Mark	Date	Pl. Pts.	Bonus	TOTAL	
▶ 200m	15	Aarrhon FLORES	FR-1	22.43	1/15	0.9	0.24	1.14	
▶ 400m	14	Taylor JOHNSON	FR-1	50.87	1/21	1	0.25	1.25	
▶ 400m	15	Taylor GARDNER	FR-1	50.99	2/5	0.9	0.19	1.09	
▶ 800m	13	Jarret KACHEL	SR-4	1:57.61	2/5	2	0.35	2.35	
▶ 800m	16	Luke IRWIN	FR-1	1:58.47	2/11	0.8	0.12	0.92	
▶ 5000	11	Luke IRWIN	FR-1	15:16.80	2/11	4	0.47	4.47	
▶ H60m	12	Justin REEVES	FR-1	8.42	12/11	3	0.56	3.56	
▶ H60m	13	Mitchell RYAN	SO-2	8.48	2/5	2	0.25	2.25	
▶ H60m	18	Ross MYATT	SO-2	8.57	2/5	0.6	0.02	0.62	
▶ 4x400	7	Bennett, Sanders, Gardner, Johnson		3:23.20	2/5	8	1.27	9.27	
▶ DMR	4	Kachel, Johnson, Sanders, Irwin		10:28.86	1/21	14	2.22	16.22	
▶ HJ	4	Gage MAYER	SO-2	2.05m	6-8%	1/15	14	1.86	15.86
▶ HJ	12	Aaron GORDON	FR-1	1.95m	6-4%	1/15	3	0.20	3.20
▶ HJ	20	Eldon GRIMSLID	SR-4	1.87m	6-1%	2/11	0.45	0.00	0.45
▶ PV	14	Tanner DENNIS	FR-1	4.45m	14-7%	1/21	1	0.16	1.16
▶ LJ	17	Aarrhon FLORES	FR-1	6.67m	21-10%	1/15	0.7	0.09	0.79
▶ SP	15	Shaun WESLEY	FR-1	15.08m	49-5%	1/21	0.9	0.09	0.99
▶ SP	16	Dane HAMRICK	SO-2	14.83m	48-8	1/21	0.8	0.00	0.80
▶ HEPT	8	Eldon GRIMSLID	SR-4	4,712	2/11	7	1.55	8.55	

Team Total 77.39

11 **Fort Hays State** **unch**
Mid-America Intercollegiate Athletics Association **78**

Event	Rank	Athlete	Yr	Mark	Date	Pl. Pts.	Bonus	TOTAL	
▶ 60m	18	OJ MURDOCK	JR-3	7.01	2/11	0.6	0.05	0.65	
▶ 4x400	12	Green, Gaines, Schmidt, Banda		3:32.76	1/22	3	0.00	3.00	
▶ DMR	5	Shillington, Segura, Ginther, Banda		10:35.33	1/28	12	1.84	13.84	
▶ HJ	6	Drew SCHMIDT	SR-4	2.04m	6-8%	12/11	10	1.56	11.56
▶ PV	10	Ramin ZANGENEH	JR-3	4.60m	15-1	1/22	5	0.70	5.70
▶ PV	14	David SWISHER	SO-2	4.45m	14-7%	2/11	1	0.16	1.16
▶ PV	20	Luke LUBBERS	JR-3	4.30m	14-1%	2/11	0.45	0.00	0.45
▶ LJ	15	Mark WATSON	JR-3	6.69m	21-11%	12/11	0.9	0.14	1.04
▶ TJ	10	Andrew GANNON	SR-4	14.08m	46-2%	1/22	5	0.30	5.30
▶ TJ	19	David SWISHER	SO-2	13.02m	42-8%	1/14	0.5	0.00	0.50
▶ SP	20	Ian REEL	SR-4	14.72m	48-3%	2/11	0.45	0.00	0.45
▶ WT	7	Tim MCELROY	JR-3	16.86m	55-3%	1/28	8	1.02	9.02
▶ WT	9	Ian REEL	SR-4	16.44m	53-11%	1/28	6	0.64	6.64

Team Total 60.45

12 **Truman State** **▲ 1**
Mid-America Intercollegiate Athletics Association **78**

Event	Rank	Athlete	Yr	Mark	Date	Pl. Pts.	Bonus	TOTAL	
▶ 800m	7	Jacob SCHRUM	SR-4	1:56.19	2/4	8	1.08	9.08	
▶ Mile	18	Zach CHAPMAN	SR-4	4:25.20	1/28	0.6	0.00	0.60	
▶ 4x400	13	Peterson, Murillo, Kimp, Schrum		3:33.52	1/28	2	0.00	2.00	
▶ DMR	6	Venner, Schrum, Gutteridge, Gorman		10:36.34	1/21	10	1.78	11.78	
▶ SP	6	Derek ATWOOD	JR-3	16.33m	53-7	2/4	10	1.56	11.56
▶ SP	9	Matthew SMITH	FR-1	15.41m	50-6%	12/10	6	0.33	6.33
▶ SP	11	Alex VAN DELFT	SR-4	15.34m	50-4	12/10	4	0.28	4.28

Team Total 48.45

13 **Incarnate Word** **▼ 1**
Heartland Conference **80**

Event	Rank	Athlete	Yr	Mark	Date	Pl. Pts.	Bonus	TOTAL	
▶ 400m	18	Corey MCDONNOUGH	FR-1	51.08	1/28	0.6	0.15	0.75	
▶ 800m	4	Sebastien JARABA-HEFFNER	SO-2	1:54.76	1/28	14	1.98	15.98	
▶ 800m	19	Chris FLORES	SO-2	1:59.25	1/28	0.5	0.00	0.50	
▶ 5000	19	Shayn WEIDNER	SR-4	15:38.82	1/28	0.5	0.00	0.50	
▶ 4x400	8	Alicea, McDonnough, Hoover, Alicea		3:23.89	2/5	7	1.08	8.08	
▶ DMR	3	Jaraba-Heffner, Echevarria, Flores, Gill		10:18.03	1/28	16	3.06	19.06	
▶ LJ	18	Steven YOUNG	FR-1	6.61m	21-8%	1/28	0.6	0.00	0.60

Team Total 47.03

14 **Dallas Baptist** **unch**
Heartland Conference

Event	Rank	Athlete	Yr	Mark	Date	Pl. Pts.	Bonus	TOTAL
▶ Mile	17	Felix RODRIGUEZ	SR-4	4:24.85	2/5	0.7	0.00	0.70
▶ 5000	7	Felix RODRIGUEZ	SR-4	15:02.06	1/28	8	1.21	9.21
▶ 5000	10	John Marshall MILLSAP	SO-2	15:14.70	1/28	5	0.56	5.56

Team Total 15.55



2010 Indoor, Week #3

Only those regionally ranked in top 20 are shown

MEN - Southeast



Lees-McRae

Conference Carolinas

unch

44

Event	Rank	Athlete	Yr	Mark	Date	Pl. Pts.	Bonus	TOTAL
▶ 60m	4	Chris GLENN	SR-4	7.25	12/4	14	1.69	15.69
▶ 60m	5	Brandon WILLIAMS	FR-1	7.28	1/21	12	1.44	13.44
▶ 60m	8	Corey ALEXANDER	JR-3	7.34	12/4	7	1.08	8.08
▶ 60m	9	Adam PHILIPS	SR-4	7.36	12/4	6	0.96	6.96
▶ 60m	13	Bradley KING	FR-1	7.54	1/21	2	0.27	2.27
▶ 60m	15	Robby BENNETT	FR-1	7.59	1/21	0.9	0.13	1.03
▶ 60m	18	Joseph BROWN	JR-3	7.67	12/4	0.6	0.00	0.60
▶ 200m	5	Brandon WILLIAMS	FR-1	23.65	1/21	12	1.82	13.82
▶ 200m	9	Corey ALEXANDER	JR-3	24.02	1/21	6	0.84	6.84
▶ 200m	10	Stephen MOSTELLA	SR-4	24.05	1/21	5	0.76	5.76
▶ 200m	11	Stephen WILLIAMS	FR-1	24.06	12/4	4	0.74	4.74
▶ 200m	12	Adam PHILIPS	SR-4	24.14	12/4	3	0.54	3.54
▶ 200m	14	Chris GLENN	SR-4	24.26	2/11	1	0.29	1.29
▶ 200m	17	Robby BENNETT	FR-1	24.54	2/11	0.7	0.00	0.70
▶ 400m	3	Brad TANIS	SR-4	51.64	12/4	16	2.40	18.40
▶ 400m	7	Bradley KING	FR-1	52.16	1/21	8	1.71	9.71
▶ 400m	11	Stephen MOSTELLA	SR-4	54.13	1/21	4	0.41	4.41
▶ 400m	17	Nathan SMITH	SR-4	55.82	12/4	0.7	0.00	0.70
▶ 800m	8	Micheal DAVIS	SO-2	2:05.41	1/14	7	1.23	8.23
▶ 800m	9	Connor GRAY	SO-2	2:06.88	2/11	6	0.91	6.91
▶ Mile	4	Micheal DAVIS	SO-2	4:25.34	2/11	14	1.96	15.96
▶ Mile	10	Craig SIMPKINS	SO-2	4:36.67	2/11	5	0.61	5.61
▶ Mile	16	Luke ANTON	SO-2	4:46.01	2/11	0.8	0.08	0.88
▶ Mile	19	Connor GRAY	SO-2	5:00.66	1/21	0.5	0.00	0.50
▶ H60m	3	Bradley KING	FR-1	8.59	1/21	16	2.38	18.38
▶ H60m	4	Brandon WILLIAMS	FR-1	8.76	1/21	14	1.72	15.72
▶ H60m	7	Joseph BROWN	JR-3	8.91	12/4	8	1.27	9.27
▶ H60m	10	Brad TANIS	SR-4	9.15	1/21	5	0.61	5.61
▶ H60m	14	Nathan SMITH	SR-4	9.50	1/21	1	0.13	1.13
▶ H60m	15	Glenn RICHARDSON	JR-3	9.69	12/4	0.9	0.00	0.90
▶ H60m	19	Robby BENNETT	FR-1	11.21	12/4	0.5	0.00	0.50
▶ 4x400	5	King, Mostella, Smith, Tanis		3:40.24	12/4	12	0.20	12.20
▶ PV	1	Jonathan ARTHUR	SR-4	4.95m	16-2¼	20	11.62	31.62
▶ PV	2	Allen KELLY	FR-1	4.70m	15-5	18	7.71	25.71
▶ PV	3	Kevin DEVER	FR-1	4.25m	13-11¼	16	0.67	16.67
▶ LJ	2	Corey ALEXANDER	JR-3	6.30m	20-8	18	3.48	21.48
▶ LJ	5	Joseph BROWN	JR-3	6.17m	20-3	12	2.47	14.47
▶ LJ	8	Adam PHILIPS	SR-4	5.77m	18-11¼	7	0.31	7.31
▶ TJ	2	Corey ALEXANDER	JR-3	12.65m	41-6	18	10.00	28.00
▶ SP	2	Joe DAHER	SR-4	12.82m	42-¾	18	5.02	23.02
▶ WT	2	Joe DAHER	SR-4	14.76m	48-5¼	18	8.96	26.96

Team Total 416.05



King College

Independent (DII)

▲ 1

Event	Rank	Athlete	Yr	Mark	Date	Pl. Pts.	Bonus	TOTAL
▶ 60m	3	Richard IBEH	SO-2	7.20	1/21	16	2.14	18.14
▶ 60m	5	Diverne INGRAHAM	JR-3	7.28	1/21	12	1.44	13.44
▶ 60m	11	Quarderius CLARK	FR-1	7.44	2/11	4	0.56	4.56
▶ 200m	1	Richard IBEH	SO-2	23.32	2/11	20	3.08	23.08
▶ 200m	7	Quarderius CLARK	FR-1	23.87	2/11	8	1.21	9.21
▶ 200m	13	Diverne INGRAHAM	JR-3	24.20	2/11	2	0.39	2.39
▶ 400m	2	Shavar WATSON	JR-3	51.57	2/11	18	2.49	20.49
▶ 400m	4	Ryan WILLIAMSON	JR-3	51.70	1/21	14	2.32	16.32
▶ 400m	10	Richard IBEH	SO-2	54.10	1/21	5	0.43	5.43
▶ 400m	14	Alfonso BANKS	FR-1	54.59	2/11	1	0.22	1.22
▶ 800m	6	Ryan WILLIAMSON	JR-3	2:04.40	1/21	10	1.46	11.46
▶ 800m	7	David SMITH	FR-1	2:05.12	2/11	8	1.30	9.30
▶ 800m	11	Tyler STANLEY	SO-2	2:10.66	2/11	4	0.48	4.48
▶ Mile	7	Daniel HAMILTON	JR-3	4:31.72	2/11	8	1.15	9.15
▶ Mile	11	Justin HUMPHREYS	SO-2	4:38.15	2/11	4	0.49	4.49
▶ 5000	3	Daniel HAMILTON	JR-3	15:39.96	1/21	16	2.25	18.25
▶ 5000	9	Mykal MILLER	SO-2	16:49.20	1/21	6	0.78	6.78
▶ 5000	11	Andrew DIBB	FR-1	16:51.42	1/21	4	0.76	4.76
▶ H60m	12	Alfonso BANKS	FR-1	9.20	2/11	3	0.54	3.54
▶ H60m	18	Brandon JARNAGIN	FR-1	10.47	2/11	0.6	0.00	0.60
▶ 4x400	1	Banks, Ibeh, Watson, Williamson		3:26.75	2/11	20	9.94	29.94
▶ LJ	3	Shavar WATSON	JR-3	6.24m	20-5¼	16	3.01	19.01
▶ LJ	7	Quarderius CLARK	FR-1	5.95m	19-6¼	8	1.28	9.28
▶ SP	1	Derek NAVE	SR-4	12.91m	42-4¼	20	5.21	25.21
▶ WT	1	Derek NAVE	SR-4	15.16m	49-9	20	10.54	30.54

Team Total 301.08



2010 Indoor, Week #3

Only those regionally ranked in top 20 are shown

MEN - Southeast

3

Limestone

Conference Carolinas

▼ 1
1

Event	Rank	Athlete	Yr	Mark	Date	Pl. Pts.	Bonus	TOTAL
▶ 60m	2	Byran WASHINGTON	SO-2	7.10	12/4	18	3.08	21.08
▶ 60m	14	Tanner HAMRICK	SO-2	7.56	12/4	1	0.22	1.22
▶ 60m	15	Danny WEBB	FR-1	7.59	1/21	0.9	0.13	1.03
▶ 60m	20	Brian MAKUPSON	SO-2	7.77	12/4	0.45	0.00	0.45
▶ 200m	4	Byran WASHINGTON	SO-2	23.63	1/21	14	1.90	15.90
▶ 200m	16	Antonio LIPSCOMB	SO-2	24.36	12/4	0.8	0.17	0.97
▶ 200m	18	Tanner HAMRICK	SO-2	24.98	12/4	0.6	0.00	0.60
▶ 200m	20	Danny WEBB	FR-1	25.37	1/21	0.45	0.00	0.45
▶ 400m	6	D'Juan THURMOND	JR-3	52.04	1/28	10	1.87	11.87
▶ 400m	9	Briann RUSSELL	FR-1	53.62	12/4	6	0.63	6.63
▶ 400m	12	Travis TOLLIVER	SO-2	54.41	1/28	3	0.30	3.30
▶ 400m	13	Antonio LIPSCOMB	SO-2	54.49	1/21	2	0.27	2.27
▶ 400m	15	Kahlil KNUCKLES	SO-2	54.99	1/21	0.9	0.06	0.96
▶ 400m	16	Brian MAKUPSON	SO-2	55.54	1/28	0.8	0.00	0.80
▶ 400m	19	Greg BOSTON	SO-2	56.87	1/21	0.5	0.00	0.50
▶ 400m	20	Danny WEBB	FR-1	57.87	12/4	0.45	0.00	0.45
▶ 800m	13	Greg BOSTON	SO-2	2:13.70	1/21	2	0.15	2.15
▶ 800m	14	Chris RUNNELLS	FR-1	2:13.80	12/4	1	0.14	1.14
▶ 800m	15	Kevin EAGLE	JR-3	2:13.99	1/21	0.9	0.12	1.02
▶ 800m	16	Dustin BERNARD	FR-1	2:14.45	1/21	0.8	0.07	0.87
▶ 800m	18	Brian MAKUPSON	SO-2	2:17.11	12/4	0.6	0.00	0.60
▶ 800m	20	Tres VALENTINO	JR-3	2:28.15	1/21	0.45	0.00	0.45
▶ Mile	12	Justus KIRWA	SO-2	4:39.75	12/4	3	0.40	3.40
▶ 5000	6	Justus KIRWA	SO-2	16:22.57	1/28	10	1.28	11.28
▶ 5000	13	Mike MERCIER	FR-1	17:50.89	1/21	2	0.21	2.21
▶ 5000	15	Tres VALENTINO	JR-3	18:08.89	1/21	0.9	0.06	0.96
▶ H60m	2	Richard GORE	SO-2	8.55	12/4	18	2.56	20.56
▶ H60m	8	Travis TOLLIVER	SO-2	9.03	1/28	7	0.92	7.92
▶ H60m	9	Danny WEBB	FR-1	9.12	12/4	6	0.66	6.66
▶ H60m	17	Brian MAKUPSON	SO-2	9.90	1/28	0.7	0.00	0.70
▶ 4x400	3	Thurmond, Lipscomb, Knuckles, Webb		3:38.33	1/21	16	1.51	17.51
▶ DMR	3	Eagle, Kirwa, Lipscomb, Bernard		11:59.21	1/28	16	0.96	16.96
▶ HJ	1	Richard GORE	SO-2	1.88m	6-2	20	10.00	30.00
▶ LJ	4	Kortez SCOTT	SO-2	6.22m	20-5	14	2.85	16.85
▶ LJ	6	Richard GORE	SO-2	5.98m	19-7½	10	1.45	11.45
▶ TJ	1	Kortez SCOTT	SO-2	13.83m	45-4½	20	10.00	30.00
▶ SP	7	Jordan CLARK	FR-1	10.15m	33-3¾	8	0.49	8.49
▶ SP	9	Tim SMITH	SO-2	8.64m	28-4¼	6	0.00	6.00
▶ WT	4	Tim SMITH	SO-2	10.57m	34-8¼	14	0.00	14.00
▶ WT	7	Jordan CLARK	FR-1	8.40m	27-6¾	8	0.00	8.00

4

Mars Hill

South Atlantic Conference

38

Event	Rank	Athlete	Yr	Mark	Date	Pl. Pts.	Bonus	TOTAL
▶ 60m	1	Frankie WATERS	JR-3	6.99	1/21	20	4.13	24.13
▶ 60m	12	Josh DEBERRY	FR-1	7.52	12/4	3	0.33	3.33
▶ 60m	15	Sherman RAGLAND	FR-1	7.59	12/4	0.9	0.13	1.03
▶ 60m	19	Alan BROADNAX	JR-3	7.72	12/4	0.5	0.00	0.50
▶ 200m	3	Zarkeed REEVES	FR-1	23.46	1/21	16	2.54	18.54
▶ 200m	15	Sherman RAGLAND	FR-1	24.35	1/14	0.9	0.19	1.09
▶ 200m	19	Nick SEAGO	FR-1	25.09	1/14	0.5	0.00	0.50
▶ 400m	5	Zarkeed REEVES	FR-1	51.87	2/11	12	2.09	14.09
▶ 400m	18	Nathan WATSON	SO-2	56.48	2/11	0.6	0.00	0.60
▶ 800m	10	Josh GREENFIELD-TUTTLE	FR-1	2:07.22	2/11	5	0.87	5.87
▶ 800m	17	Nathan WATSON	SO-2	2:15.37	12/4	0.7	0.00	0.70
▶ Mile	3	Aaron THOMAS	JR-3	4:24.21	2/11	16	2.15	18.15
▶ Mile	8	Justin GRAGG	FR-1	4:34.62	2/11	7	0.83	7.83
▶ Mile	18	Cameron WITHERSPOON	SO-2	4:58.23	1/21	0.6	0.00	0.60
▶ 5000	4	Aaron THOMAS	JR-3	16:08.10	1/21	14	1.57	15.57
▶ 5000	7	George MCCAIN	JR-3	16:33.39	1/21	8	1.07	9.07
▶ 5000	10	Eric BLACKBURN	FR-1	16:50.73	1/21	5	0.76	5.76
▶ 5000	12	Ben CRENSHAW	SR-4	17:28.29	1/21	3	0.41	3.41
▶ H60m	1	Frankie WATERS	JR-3	8.00	12/4	20	5.33	25.33
▶ H60m	5	William BARBER	JR-3	8.80	1/14	12	1.60	13.60
▶ H60m	11	Sherman RAGLAND	FR-1	9.18	2/11	4	0.57	4.57
▶ H60m	13	Josh DEBERRY	FR-1	9.39	2/11	2	0.28	2.28
▶ 4x400	4	Barber, Ragland, Watson, Reeves		3:38.71	1/21	14	1.24	15.24
▶ DMR	2	Powell, Ragland, Greenfield-Tutt, Thomas		11:08.51	1/21	18	8.26	26.26
▶ HJ	2	Cody ECKARD	FR-1	1.79m	5-10½	18	10.00	28.00
▶ SP	4	Richard CLARKE	SR-4	11.63m	38-2	14	2.67	16.67
▶ SP	6	Alan BROADNAX	JR-3	10.35m	33-11½	10	0.78	10.78
▶ WT	6	Richard CLARKE	SR-4	9.15m	30-¼	10	0.00	10.00

4

Mars Hill

South Atlantic Conference

38

Team Total 284.51



2010 Indoor, Week #3

Only those regionally ranked in top 20 are shown

MEN - Southeast

5



Clayton State

Peach Belt Conference

▼ 1

Event	Rank	Athlete	Yr	Mark	Date	Pl. Pts.	Bonus	TOTAL
▶ 60m	10	Demetrius STINSON	FR-1	7.38	2/5	5	0.84	5.84
▶ 200m	2	Edlin VERAS	SO-2	23.40	2/11	18	2.77	20.77
▶ 200m	5	Edward PARKS	FR-1	23.65	2/11	12	1.82	13.82
▶ 200m	8	Demetrius STINSON	FR-1	23.98	2/11	7	0.93	7.93
▶ 400m	1	Edlin VERAS	SO-2	50.81	2/11	20	3.53	23.53
▶ 400m	8	Edward PARKS	FR-1	52.67	2/11	7	1.27	8.27
▶ 800m	2	Ayrton AZCUE	FR-1	1:59.18	2/5	18	2.95	20.95
▶ 800m	5	Ricky FORT	SO-2	2:04.33	2/11	12	1.48	13.48
▶ Mile	9	Fidelis MUTISO	JR-3	4:35.77	2/11	6	0.70	6.70
▶ Mile	13	Stephen BOWERS	FR-1	4:40.48	2/11	2	0.36	2.36
▶ Mile	15	Jarrid CASIMIR	JR-3	4:45.84	2/11	0.9	0.09	0.99
▶ Mile	20	Cesar VALDOVINO	JR-3	5:06.34	2/5	0.45	0.00	0.45
▶ 5000	5	Stephen BOWERS	FR-1	16:13.56	2/5	12	1.46	13.46
▶ 5000	8	Jarrid CASIMIR	JR-3	16:38.19	2/5	7	0.98	7.98
▶ 5000	14	Cesar VALDOVINO	JR-3	18:05.05	2/5	1	0.09	1.09
▶ 4x400	2	Veras, Spezzacatena, Russell, Fort		3:30.50	2/5	18	7.11	25.11
▶ DMR	1	Bowers, Parks, Spezzacatena, Mutiso		10:52.60	2/5	20	10.78	30.78

Team Total 203.51

6



Queens (N.C.)

Conference Carolinas

unch

56

Event	Rank	Athlete	Yr	Mark	Date	Pl. Pts.	Bonus	TOTAL	
▶ 800m	1	Nelson MWANGI	SR-4	1:56.29	2/11	20	4.07	24.07	
▶ 800m	3	Devin KELLEY	JR-3	1:59.66	2/11	16	2.77	18.77	
▶ 800m	12	Michael CROUCH	JR-3	2:13.23	2/11	3	0.20	3.20	
▶ Mile	1	Simon STUETZEL	JR-3	4:09.24	2/4	20	4.90	24.90	
▶ Mile	2	Nelson MWANGI	SR-4	4:18.84	2/4	18	3.10	21.10	
▶ Mile	5	Futsum MEBRAHTU	SR-4	4:27.16	2/11	12	1.66	13.66	
▶ Mile	17	Tim CODY	FR-1	4:53.08	2/11	0.7	0.00	0.70	
▶ 5000	1	Futsum MEBRAHTU	SR-4	14:25.98	2/4	20	4.75	24.75	
▶ 5000	2	Alexander SCHILLING	SO-2	14:59.10	2/4	18	3.58	21.58	
▶ SP	5	Christopher WATSON	FR-1	11.46m	37-7¼	2/11	12	2.42	14.42

Team Total 167.56

7



Anderson (S.C.)

Conference Carolinas

▼ 2

Event	Rank	Athlete	Yr	Mark	Date	Pl. Pts.	Bonus	TOTAL	
▶ 60m	5	Josh BUTLER	FR-1	7.28	1/14	12	1.44	13.44	
▶ 800m	4	Matt SHAFFER	FR-1	2:03.07	1/14	14	1.78	15.78	
▶ 800m	19	Ryne WELCH	FR-1	2:20.29	1/21	0.5	0.00	0.50	
▶ Mile	6	Alex JORDAN	SR-4	4:29.67	1/28	10	1.38	11.38	
▶ Mile	14	Nigel REYNOLDS	FR-1	4:44.66	1/28	1	0.15	1.15	
▶ H60m	16	Zach HART	FR-1	9.86	1/21	0.8	0.00	0.80	
▶ PV	4	Zach HART	FR-1	4.20m	13-9¼	1/28	14	0.00	14.00
▶ SP	3	Will BYARS	FR-1	11.98m	39-3¼	1/21	16	3.26	19.26
▶ SP	8	Derrick BLACK	JR-3	9.92m	32-6¼	1/14	7	0.15	7.15
▶ WT	3	Will BYARS	FR-1	12.63m	41-5¼	1/28	16	0.50	16.50
▶ WT	5	Derrick BLACK	JR-3	10.04m	32-11¼	1/14	12	0.00	12.00

Team Total 111.96

8



Carson-Newman

South Atlantic Conference

▼ 1

Event	Rank	Athlete	Yr	Mark	Date	Pl. Pts.	Bonus	TOTAL	
▶ H60m	6	Antonio GOMEZ	SR-4	8.85	2/5	10	1.45	11.45	
▶ LJ	1	Antonio GOMEZ	SR-4	6.51m	21-4¼	2/5	20	5.14	25.14

Team Total 36.59

**2010 Indoor, Week #3**

Only those regionally ranked in top 20 are shown

MEN - West**Western Washington**

Great Northwest Athletic Conference

▲ 1

23

Event	Rank	Athlete	Yr	Mark	Date	Pl. Pts.	Bonus	TOTAL	
▶ 60m	2	Alex TILLEY	SO-2	6.99	1/28	18	2.28	20.28	
▶ 60m	5	Anthony ZACKERY	JR-3	7.02	2/13	12	1.91	13.91	
▶ 60m	7	Shane GRUGER	JR-3	7.06	2/11	8	1.43	9.43	
▶ 60m	11	Justin THOMSEN	FR-1	7.18	2/13	4	0.48	4.48	
▶ 60m	16	Tim CLENDANIEL	SO-2	7.26	1/28	0.8	0.16	0.96	
▶ 60m	20	Andrew GRAY	SO-2	7.33	2/5	0.45	0.00	0.45	
▶ 200m	8	Alex TILLEY	SO-2	22.79	2/13	7	1.18	8.18	
▶ 200m	11	Shane GRUGER	JR-3	22.97	2/13	4	0.66	4.66	
▶ 200m	14	Anthony ZACKERY	JR-3	23.16	2/13	1	0.32	1.32	
▶ 200m	17	Toby DAVID	JR-3	23.31	2/13	0.7	0.12	0.82	
▶ 200m	18	Andrew GRAY	SO-2	23.42	2/5	0.6	0.00	0.60	
▶ 200m	20	Logan DARLING	FR-1	23.43	2/13	0.45	0.00	0.45	
▶ 400m	7	Matt O'CONNELL	JR-3	50.56	2/13	8	1.32	9.32	
▶ 400m	8	Toby DAVID	JR-3	50.77	2/13	7	1.06	8.06	
▶ 400m	10	Logan DARLING	FR-1	51.05	2/13	5	0.72	5.72	
▶ 400m	16	Levi GRUDZINSKI	FR-1	51.90	2/13	0.8	0.06	0.86	
▶ 400m	20	Phillip VILLANUEVA	JR-3	52.74	2/13	0.45	0.00	0.45	
▶ 800m	10	Nick ABRAHAM	SO-2	1:58.75	2/13	5	0.78	5.78	
▶ Mile	1	Anthony TOMSICH	SR-4	4:07.46	2/11	20	4.15	24.15	
▶ Mile	4	Jordan WELLING	JR-3	4:16.40	1/15	14	1.72	15.72	
▶ Mile	6	Bennett GRIMES	JR-3	4:18.56	2/13	10	1.32	11.32	
▶ Mile	10	Blake MEDHAUG	JR-3	4:22.40	1/15	5	0.61	5.61	
▶ Mile	14	Chip JACKSON	FR-1	4:26.11	2/13	1	0.24	1.24	
▶ Mile	17	Kyle JOHNSON	SO-2	4:28.03	2/13	0.7	0.07	0.77	
▶ Mile	18	Nick ABRAHAM	SO-2	4:28.43	1/15	0.6	0.03	0.63	
▶ Mile	19	Tanner BOYD	FR-1	4:29.75	2/13	0.5	0.00	0.50	
▶ 5000	1	Jordan WELLING	JR-3	14:21.03	2/11	20	10.70	30.70	
▶ H60m	3	Andrew GRAY	SO-2	8.67	2/13	16	2.35	18.35	
▶ H60m	5	Tim CLENDANIEL	SO-2	8.90	1/28	12	1.48	13.48	
▶ H60m	11	Alex HARRISON	JR-3	9.16	1/28	4	0.80	4.80	
▶ H60m	15	Dylan GORDON	FR-1	10.09	2/5	0.9	0.00	0.90	
▶ H60m	19	Kevin IVERSON	SR-4	11.07	2/13	0.5	0.00	0.50	
▶ 4x400	3	Darling, Tilley, David, O'Connell		3:23.74	2/13	16	3.31	19.31	
▶ HJ	2	Keefe BROCKMAN	SO-2	1.96m	6-5	1/15	18	2.85	20.85
▶ HJ	7	Josh LARSON	SO-2	1.85m	6- $\frac{1}{2}$	2/13	8	1.37	9.37
▶ HJ	8	Tim CLENDANIEL	SO-2	1.80m	5-10 $\frac{1}{2}$	1/28	7	0.80	7.80
▶ HJ	8	Ryan BROWN	JR-3	1.80m	5-10 $\frac{1}{2}$	2/13	7	0.80	7.80
▶ HJ	14	Alex HARRISON	JR-3	1.70m	5-7	2/13	1	0.10	1.10
▶ PV	1	Ryan BROWN	JR-3	5.22m	17-1 $\frac{1}{2}$	1/28	20	7.47	27.47
▶ PV	4	Tim CLENDANIEL	SO-2	4.35m	14-3 $\frac{3}{4}$	1/28	14	1.33	15.33
▶ PV	5	Nathan SIMUNDS	FR-1	4.30m	14-1 $\frac{1}{4}$	2/13	12	1.08	13.08

▶ PV	5	Josh WINTERS	JR-3	4.30m	14-1 $\frac{1}{4}$	2/13	12	1.08	13.08
▶ PV	8	Alex HARRISON	JR-3	4.25m	13-11 $\frac{1}{4}$	1/28	7	0.84	7.84
▶ PV	9	Kevin IVERSON	SR-4	4.16m	13-7 $\frac{1}{2}$	1/15	6	0.51	6.51
▶ PV	9	Nic HOZA	SO-2	4.16m	13-7 $\frac{1}{2}$	1/15	6	0.51	6.51
▶ PV	13	Ismael CHAVEZ	SO-2	4.00m	13-1 $\frac{1}{2}$	2/13	2	0.10	2.10
▶ PV	15	Thomas GUIDON	FR-1	3.86m	12-8	1/15	0.9	0.00	0.90
▶ PV	15	Michael MILLSON	JR-3	3.86m	12-8	1/15	0.9	0.00	0.90
▶ LJ	4	Tim CLENDANIEL	SO-2	6.56m	21-6 $\frac{1}{2}$	2/13	14	2.00	16.00
▶ LJ	6	Will DAVIS	FR-1	6.50m	21-4	2/13	10	1.50	11.50
▶ LJ	8	Shane GRUGER	JR-3	6.43m	21-1 $\frac{1}{4}$	2/13	7	1.10	8.10
▶ LJ	12	Ryan BROWN	JR-3	6.21m	20-4 $\frac{1}{2}$	2/13	3	0.27	3.27
▶ LJ	16	Alex HARRISON	JR-3	6.05m	19-10 $\frac{1}{4}$	2/13	0.8	0.00	0.80
▶ LJ	17	Kevin IVERSON	SR-4	6.02m	19-9	2/13	0.7	0.00	0.70
▶ LJ	17	Casey MCDANIEL	FR-1	6.02m	19-9	2/13	0.7	0.00	0.70
▶ TJ	4	Keefe BROCKMAN	SO-2	14.04m	46- $\frac{3}{4}$	1/15	14	3.04	17.04
▶ TJ	6	Will DAVIS	FR-1	13.90m	45-7 $\frac{1}{2}$	1/15	10	2.61	12.61
▶ SP	3	Ben ELDER	JR-3	14.50m	47-7	2/13	16	2.18	18.18
▶ SP	5	Jacob GILBERT	FR-1	14.34m	47- $\frac{3}{4}$	2/13	12	1.84	13.84
▶ SP	6	Nelson WESTLIN	FR-1	14.19m	46-6 $\frac{1}{2}$	1/15	10	1.61	11.61
▶ SP	9	Alex HARRISON	JR-3	13.70m	44-11 $\frac{1}{2}$	1/15	6	0.87	6.87
▶ SP	14	Cameron GUMP	FR-1	12.79m	41-11 $\frac{1}{2}$	2/13	1	0.10	1.10
▶ SP	17	Tyler NICHOLS	SO-2	12.09m	39-8	2/5	0.7	0.00	0.70
▶ SP	19	Andrew KNIGHT	FR-1	11.65m	38-2 $\frac{1}{2}$	2/5	0.5	0.00	0.50
▶ WT	4	Ben ELDER	JR-3	15.29m	50-2	2/5	14	2.17	16.17
▶ WT	8	Bryant MICHAELSON	SR-4	13.50m	44-3 $\frac{1}{2}$	2/13	7	0.63	7.63
▶ WT	9	Tyler NICHOLS	SO-2	13.42m	44- $\frac{1}{2}$	2/13	6	0.56	6.56
▶ WT	16	Andrew KNIGHT	FR-1	11.57m	37-11 $\frac{1}{2}$	2/13	0.8	0.00	0.80
▶ WT	19	Nelson WESTLIN	FR-1	10.10m	33-1 $\frac{1}{2}$	2/13	0.5	0.00	0.50
▶ HEPT	1	Tim CLENDANIEL	SO-2	4,711		1/28	20	14.67	34.67
▶ HEPT	3	Alex HARRISON	JR-3	4,002		1/28	16	0.78	16.78

Team Total**593.97**



2010 Indoor, Week #3

Only those regionally ranked in top 20 are shown

MEN - West

2

Western Oregon

Great Northwest Athletic Conference

▼ 1
53

Event	Rank	Athlete	Yr	Mark	Date	Pl. Pts.	Bonus	TOTAL
▶ 60m	2	Gabe AGUILAR	SO-2	6.99	1/15	18	2.28	20.28
▶ 60m	9	Bobby ALEXANDER	FR-1	7.12	1/15	6	0.95	6.95
▶ 60m	10	Dustin BOYD	FR-1	7.14	1/15	5	0.79	5.79
▶ 200m	4	Dustin BOYD	FR-1	22.63	2/13	14	1.87	15.87
▶ 200m	7	Josh MOORE	FR-1	22.75	1/15	8	1.35	9.35
▶ 200m	9	Ashtin MOTT	JR-3	22.91	1/15	6	0.83	6.83
▶ 200m	10	Anthony YAKOVICH	FR-1	22.93	1/28	5	0.77	5.77
▶ 400m	1	Matt KAINO	FR-1	49.40	1/28	20	3.33	23.33
▶ 400m	3	Ashtin MOTT	JR-3	49.73	1/15	16	2.69	18.69
▶ 400m	5	Anthony YAKOVICH	FR-1	50.15	1/28	12	1.89	13.89
▶ 400m	6	Josh MOORE	FR-1	50.28	1/28	10	1.67	11.67
▶ 400m	9	Andy LOSCUTOFF	JR-3	50.92	1/15	6	0.88	6.88
▶ 400m	12	Shane O'CONNELL	SO-2	51.40	1/28	3	0.36	3.36
▶ 800m	2	Mike SCHMIDT	SR-4	1:56.07	2/13	18	2.71	20.71
▶ 800m	5	Carson O'BRIEN	SR-4	1:57.00	2/13	12	1.89	13.89
▶ 800m	7	Michael BROWN	SO-2	1:57.96	2/11	8	1.23	9.23
▶ 800m	9	Connor KASLER	FR-1	1:58.55	1/15	6	0.89	6.89
▶ 800m	11	Toby MAUNU	FR-1	1:58.78	1/15	4	0.76	4.76
▶ 800m	12	Kyle LARSON	JR-3	1:59.69	1/15	3	0.37	3.37
▶ 800m	13	Ryan CHAPMAN	FR-1	1:59.79	1/15	2	0.34	2.34
▶ 800m	16	Jeff LONG	SR-4	2:00.59	1/15	0.8	0.12	0.92
▶ 800m	17	Zach MASSARI	SO-2	2:00.65	2/13	0.7	0.10	0.80
▶ 800m	20	Matt MCCRARY	SO-2	2:01.40	2/6	0.45	0.00	0.45
▶ Mile	3	Jeff LONG	SR-4	4:11.89	1/28	16	2.83	18.83
▶ Mile	5	Connor KASLER	FR-1	4:17.90	1/28	12	1.44	13.44
▶ Mile	9	Kyle LARSON	JR-3	4:21.11	2/11	6	0.84	6.84
▶ Mile	12	Dan SPRINKLE	SO-2	4:23.01	1/15	3	0.52	3.52
▶ 5000	2	Chris REED	JR-3	14:33.66	2/11	18	6.44	24.44
▶ H60m	1	Andy LOSCUTOFF	JR-3	8.45	2/13	20	3.43	23.43
▶ H60m	3	Jordan WERNER	JR-3	8.67	2/13	16	2.35	18.35
▶ 4x400	1	Kaino, Mott, Moore, Yakovich		3:17.85	1/28	20	13.15	33.15
▶ HJ	3	Matson HARDIE	FR-1	1.94m	6-4½	16	2.51	18.51
▶ HJ	5	Robert WEGNER	SR-4	1.91m	6-3¼	12	2.07	14.07
▶ HJ	10	Zach MASSARI	SO-2	1.79m	5-10½	5	0.68	5.68
▶ PV	3	Jayce GIDDENS	SR-4	4.45m	14-7½	16	1.92	17.92
▶ PV	17	Austin ROBERTS	SR-4	3.85m	12-7½	0.7	0.00	0.70
▶ LJ	2	Matson HARDIE	FR-1	6.79m	22-3¾	18	3.95	21.95
▶ LJ	5	Jake HYDE	FR-1	6.51m	21-4¼	12	1.57	13.57
▶ LJ	7	Robert WEGNER	SR-4	6.45m	21-2	8	1.21	9.21
▶ TJ	1	Matson HARDIE	FR-1	14.37m	47-1¼	20	4.07	24.07
▶ TJ	7	Jake HYDE	FR-1	13.15m	43-1¼	8	1.00	9.00

▶ SP	1	Jason SLOWEY	JR-3	15.08m	49-5¼	2/6	20	3.46	23.46
▶ SP	11	Darian KAUFFMAN	FR-1	13.56m	44-6	2/6	4	0.70	4.70
▶ SP	13	Matt SCHRYVERS	SO-2	12.85m	42-2	2/6	2	0.15	2.15
▶ WT	3	Jason SLOWEY	JR-3	16.06m	52-8¼	1/15	16	2.89	18.89
▶ WT	7	Matt SCHRYVERS	SO-2	13.79m	45-3	1/15	8	0.88	8.88
▶ WT	10	Darian KAUFFMAN	FR-1	13.06m	42-10¼	2/6	5	0.38	5.38
▶ WT	11	Kody REAVIS	SO-2	12.88m	42-3¼	2/6	4	0.30	4.30

Team Total 558.07



2010 Indoor, Week #3

Only those regionally ranked in top 20 are shown

MEN - West

3  **Central Washington** **unch**
Great Northwest Athletic Conference **74**

Event	Rank	Athlete	Yr	Mark	Date	Pl. Pts.	Bonus	TOTAL
▶ 60m	1	Anthony WRIGHT	FR-1	6.90	2/4	20	3.39	23.39
▶ 60m	4	Bryan MACK	SO-2	7.01	1/15	14	2.03	16.03
▶ 60m	5	Kincaid NICHOLS	SO-2	7.02	2/4	12	1.91	13.91
▶ 60m	18	James CHO	SO-2	7.32	1/15	0.6	0.00	0.60
▶ 200m	2	Kincaid NICHOLS	SO-2	22.55	2/5	18	2.22	20.22
▶ 200m	6	Scott MORRISON	FR-1	22.72	2/13	10	1.48	11.48
▶ 200m	16	Anthony WRIGHT	FR-1	23.30	1/15	0.8	0.13	0.93
▶ 400m	2	Scott MORRISON	FR-1	49.72	2/5	18	2.71	20.71
▶ 400m	15	Kyle FREMD	FR-1	51.70	2/13	0.9	0.18	1.08
▶ 800m	18	Ryan LARA	SO-2	2:01.00	2/5	0.6	0.00	0.60
▶ H60m	2	Anthony HOGAN	FR-1	8.56	2/5	18	2.88	20.88
▶ H60m	8	Darnell HARRIS	SO-2	9.00	1/15	7	1.17	8.17
▶ H60m	12	Brandon RODDEWIG	FR-1	9.41	2/5	3	0.43	3.43
▶ H60m	14	James CARR	SO-2	9.62	2/13	1	0.13	1.13
▶ 4x400	4	Fremd, Lara, Morrison, McKiever		3:28.60	2/5	14	0.00	14.00
▶ HJ	1	Brennan BOYES	FR-1	1.98m	6-6	20	3.18	23.18
▶ HJ	4	Jonathan HAMILTON	JR-3	1.93m	6-4	14	2.34	16.34
▶ HJ	5	Brandon RODDEWIG	FR-1	1.91m	6-3¼	12	2.07	14.07
▶ PV	2	Brandon RODDEWIG	FR-1	4.60m	15-1	18	3.00	21.00
▶ PV	11	James CARR	SO-2	4.15m	13-7¼	4	0.48	4.48
▶ LJ	3	Bryan MACK	SO-2	6.57m	21-6¾	16	2.08	18.08
▶ LJ	9	Rendel JONES	SO-2	6.36m	20-10½	6	0.71	6.71
▶ LJ	10	James CHO	SO-2	6.32m	20-9	5	0.59	5.59
▶ LJ	15	Brandon RODDEWIG	FR-1	6.10m	20-¼	0.9	0.00	0.90
▶ TJ	2	James CHO	SO-2	14.06m	46-1½	18	3.10	21.10
▶ TJ	3	Rendel JONES	SO-2	14.05m	46-1¼	16	3.07	19.07
▶ TJ	5	Bryan MACK	SO-2	13.97m	45-10	12	2.82	14.82
▶ SP	2	Tyler FISCHER	SR-4	15.05m	49-4¼	18	3.40	21.40
▶ SP	8	Mike JENSEN	FR-1	13.76m	45-1¼	7	0.96	7.96
▶ SP	12	Jesse POTES	FR-1	13.53m	44-4¾	3	0.68	3.68
▶ SP	20	Mychal OSTLER	JR-3	11.61m	38-1¼	0.45	0.00	0.45
▶ WT	1	Tyler FISCHER	SR-4	17.79m	58-4¼	20	4.97	24.97
▶ WT	2	Mychal OSTLER	JR-3	16.66m	54-8	18	3.61	21.61
▶ WT	6	Mike JENSEN	FR-1	14.10m	46-3¼	10	1.15	11.15
▶ WT	13	Jesse POTES	FR-1	12.48m	40-11¼	2	0.12	2.12

Team Total 417.30

4  **Northwest Nazarene** **▲ 1**
Great Northwest Athletic Conference **82**

Event	Rank	Athlete	Yr	Mark	Date	Pl. Pts.	Bonus	TOTAL
▶ 60m	13	Maurus HOPE	SO-2	7.20	12/3	2	0.40	2.40
▶ 60m	14	Cameron COLBY	FR-1	7.23	12/3	1	0.28	1.28
▶ 60m	15	Derek SEPE	SO-2	7.25	2/4	0.9	0.20	1.10
▶ 60m	17	Tyler WINDALL	FR-1	7.29	2/11	0.7	0.05	0.75
▶ 200m	1	Maurus HOPE	SO-2	22.13	12/3	20	4.08	24.08
▶ 200m	12	Dan HILL	JR-3	23.10	12/3	3	0.41	3.41
▶ 200m	13	Derek SEPE	SO-2	23.12	2/11	2	0.38	2.38
▶ 200m	18	Cameron COLBY	FR-1	23.42	2/4	0.6	0.00	0.60
▶ 400m	4	Maurus HOPE	SO-2	50.09	2/11	14	2.00	16.00
▶ 400m	13	Dan HILL	JR-3	51.41	2/11	2	0.35	2.35
▶ 400m	17	Derek SEPE	SO-2	51.95	2/4	0.7	0.03	0.73
▶ 800m	1	Matt STARK	SO-2	1:55.92	2/11	20	2.84	22.84
▶ 800m	6	Justin WEBB	FR-1	1:57.84	2/4	10	1.30	11.30
▶ 800m	19	Benard NGENO	SO-2	2:01.08	2/11	0.5	0.00	0.50
▶ Mile	7	Barak WATSON	FR-1	4:20.15	1/29	8	1.02	9.02
▶ Mile	20	Justin WEBB	FR-1	4:32.64	2/11	0.45	0.00	0.45
▶ 5000	3	Barak WATSON	FR-1	14:44.52	2/11	16	2.87	18.87
▶ H60m	9	Tim STEIGLITZ	FR-1	9.03	2/4	6	1.08	7.08
▶ H60m	16	Tim GREENE	JR-3	10.64	2/11	0.8	0.00	0.80
▶ H60m	17	Stuart MONTGOMERY	JR-3	10.71	2/11	0.7	0.00	0.70
▶ H60m	18	Ben HEIDEGGER	SO-2	10.76	12/3	0.6	0.00	0.60
▶ 4x400	2	Hill, Stark, Hope, Hanson		3:23.59	12/3	18	3.55	21.55
▶ HJ	15	Stuart MONTGOMERY	JR-3	1.57m	5-1¼	0.9	0.00	0.90
▶ HJ	16	Ben HEIDEGGER	SO-2	1.54m	5-½	0.8	0.00	0.80
▶ HJ	16	Tim GREENE	JR-3	1.54m	5-½	0.8	0.00	0.80
▶ PV	13	Bruno BENNETT	FR-1	4.00m	13-1¼	2	0.10	2.10
▶ PV	19	Stuart MONTGOMERY	JR-3	3.00m	9-10	0.5	0.00	0.50
▶ PV	19	Ben HEIDEGGER	SO-2	3.00m	9-10	0.5	0.00	0.50
▶ LJ	13	Mark HANSON	SR-4	6.20m	20-4¼	2	0.24	2.24
▶ LJ	19	Tim GREENE	JR-3	5.91m	19-4¾	0.5	0.00	0.50
▶ SP	4	Jordan FENTERS	JR-3	14.40m	47-3	14	1.96	15.96
▶ SP	16	Diego ESTRADA	JR-3	12.64m	41-5¾	0.8	0.00	0.80
▶ WT	5	Jordan FENTERS	JR-3	15.23m	49-11¼	12	2.12	14.12
▶ WT	12	Diego ESTRADA	JR-3	12.63m	41-5¼	3	0.19	3.19
▶ WT	14	Elmer WILLIAMS	FR-1	12.34m	40-6	1	0.06	1.06
▶ WT	15	Alex EATON	SR-4	12.14m	39-10	0.9	0.00	0.90
▶ HEPT	4	Ben HEIDEGGER	SO-2	3,399	12/3	14	0.00	14.00
▶ HEPT	5	Tim GREENE	JR-3	3,306	2/11	12	0.00	12.00
▶ HEPT	6	Stuart MONTGOMERY	JR-3	3,260	12/3	10	0.00	10.00

Team Total 232.40



2010 Indoor, Week #3

Only those regionally ranked in top 20 are shown

MEN - West

5



Montana St.-Billings

Great Northwest Athletic Conference

▼ 1

Event	Rank	Athlete	Yr	Mark	Date	Pl. Pts.	Bonus	TOTAL	
▶ 60m	8	Brandon PEARCE	FR-1	7.11	1/28	7	1.03	8.03	
▶ 60m	18	Adam PREVOST	FR-1	7.32	12/11	0.6	0.00	0.60	
▶ 200m	5	Brandon PEARCE	FR-1	22.65	2/4	12	1.78	13.78	
▶ 200m	15	Nathan DIEDE	JR-3	23.18	2/11	0.9	0.30	1.20	
▶ 400m	11	Logan MOSSEY	FR-1	51.31	2/11	4	0.42	4.42	
▶ 400m	14	Brandon PEARCE	FR-1	51.48	2/4	1	0.31	1.31	
▶ 400m	19	Nathan DIEDE	JR-3	52.03	2/4	0.5	0.00	0.50	
▶ 800m	8	Tyson VANDERBY	SO-2	1:58.05	2/11	7	1.18	8.18	
▶ 5000	4	Taylor CANFIELD	SO-2	16:23.67	2/4	14	0.00	14.00	
▶ 5000	5	Travis BUTTELMAN	FR-1	16:43.06	2/4	12	0.00	12.00	
▶ 5000	6	Mark BOLT	JR-3	16:59.86	2/4	10	0.00	10.00	
▶ H60m	10	Dylan SOLBERG	FR-1	9.04	12/11	5	1.05	6.05	
▶ H60m	13	Dorian WILLIAMS	FR-1	9.49	1/28	2	0.31	2.31	
▶ 4x400	5	Pearce, Vanderby, Mossey, Diede		3:34.63	1/28	12	0.00	12.00	
▶ DMR	1	Vanderby, Shuler, Mossey, Blomback		11:07.10	2/4	20	10.00	30.00	
▶ HJ	10	Rusty EWING	FR-1	1.79m	5-10½	12/11	5	0.68	5.68
▶ PV	5	Branden MARTINEZ	SO-2	4.30m	14-1¼	2/11	12	1.08	13.08
▶ LJ	11	Rusty EWING	FR-1	6.31m	20-8½	12/2	4	0.56	4.56
▶ LJ	20	Dorian WILLIAMS	FR-1	5.78m	18-11½	2/4	0.45	0.00	0.45
▶ TJ	8	Rusty EWING	FR-1	12.81m	42-½	12/11	7	0.27	7.27
▶ TJ	9	Deshawn LEWIS	JR-3	12.13m	39-9¾	2/4	6	0.00	6.00
▶ SP	7	Tanner ROTTRUP	FR-1	13.92m	45-8	1/21	8	1.20	9.20
▶ SP	10	Nick WILSON	FR-1	13.67m	44-10¼	1/28	5	0.83	5.83
▶ SP	15	Bryce JENSEN	SO-2	12.73m	41-9¼	2/4	0.9	0.05	0.95
▶ WT	17	Josh MORLEY	FR-1	10.72m	35-2	2/11	0.7	0.00	0.70

Team Total 179.58

6



Seattle Pacific

Great Northwest Athletic Conference

unch

75

Event	Rank	Athlete	Yr	Mark	Date	Pl. Pts.	Bonus	TOTAL	
▶ 400m	18	Ryan ENDRESEN	FR-1	51.96	2/13	0.6	0.02	0.62	
▶ 800m	3	Chad MEIS	SR-4	1:56.18	2/13	16	2.61	18.61	
▶ 800m	4	Nathan SEELEY	FR-1	1:56.45	2/13	14	2.37	16.37	
▶ 800m	15	Nathanael SLEIGHT	SO-2	2:00.37	2/13	0.9	0.18	1.08	
▶ Mile	2	Chad MEIS	SR-4	4:11.79	1/15	18	2.86	20.86	
▶ Mile	11	Jacob WAHLENMAIER	JR-3	4:22.87	1/15	4	0.53	4.53	
▶ Mile	16	AJ BAKER	FR-1	4:26.99	2/13	0.8	0.16	0.96	
▶ H60m	6	Ryan ENDRESEN	FR-1	8.95	2/13	10	1.33	11.33	
▶ H60m	7	Nate JOHNSON	FR-1	8.99	1/15	8	1.20	9.20	
▶ 4x400	6	Endresen, Derwin, Grounds, Johnson		3:35.26	2/13	10	0.00	10.00	
▶ HJ	12	Nate WAGNER	SR-4	1.75m	5-8¾	2/13	3	0.40	3.40
▶ HJ	13	Nate JOHNSON	FR-1	1.71m	5-7¼	1/28	2	0.16	2.16
▶ PV	11	Nate JOHNSON	FR-1	4.15m	13-7¾	2/13	4	0.48	4.48
▶ LJ	1	Justin FELT	SR-4	6.80m	22-3¾	1/15	20	4.04	24.04
▶ SP	18	Billy MARTIN	FR-1	11.95m	39-2½	2/13	0.6	0.00	0.60
▶ WT	18	Billy MARTIN	FR-1	10.60m	34-9¾	1/15	0.6	0.00	0.60
▶ HEPT	2	Nate JOHNSON	FR-1	4,194		1/28	18	4.54	22.54

Team Total 153.77

7



St. Martin's

Great Northwest Athletic Conference

unch

Event	Rank	Athlete	Yr	Mark	Date	Pl. Pts.	Bonus	TOTAL	
▶ 60m	12	Josh DEVAUGHN	FR-1	7.19	1/15	3	0.43	3.43	
▶ 200m	3	Josh DEVAUGHN	FR-1	22.57	1/29	16	2.13	18.13	
▶ 800m	14	Joseph PATTI	FR-1	1:59.80	2/13	1	0.34	1.34	
▶ Mile	8	Kyle VAN SANTEN	SO-2	4:20.17	1/15	7	1.02	8.02	
▶ Mile	13	Joseph PATTI	FR-1	4:23.80	1/15	2	0.45	2.45	
▶ Mile	15	Spencer HUNT	SO-2	4:26.64	1/15	0.9	0.19	1.09	
▶ 4x400	7	Flaherty, Dodge, Hunt, Van Santen		3:38.34	1/15	8	0.00	8.00	
▶ DMR	2	Bauer, Patti, Caffrey, Harvey		11:16.53	1/15	18	10.00	28.00	
▶ PV	18	Charles LAWSON	SO-2	3.10m	10-2	2/13	0.6	0.00	0.60
▶ LJ	14	Josh DEVAUGHN	FR-1	6.18m	20-3¾	2/13	1	0.18	1.18
▶ WT	20	Anthony PLAYER	FR-1	8.75m	28-8¾	1/15	0.45	0.00	0.45

Team Total 73.56




2010 Indoor, Week #3

Only those regionally ranked in top 20 are shown

WOMEN - Atlantic

1  Shippensburg unch 12									
Pennsylvania State Athletic Conference									
Event	Rank	Athlete	Yr	Mark	Date	Pl. Pts.	Bonus	TOTAL	
▶ 60m	20	Katie CRAVEN	SO-2	8.05	2/11	0.45	0.00	0.45	
▶ 200m	9	Katie CRAVEN	SO-2	25.53	2/11	6	0.73	6.73	
▶ 400m	6	Erica HESS	JR-3	57.47	2/11	10	1.84	11.84	
▶ 400m	11	Shannon HARE	SR-4	58.75	2/11	4	0.58	4.58	
▶ 400m	13	Laura HENZY	JR-3	59.14	2/11	2	0.35	2.35	
▶ 400m	17	Lindsay BINGAMAN	SO-2	59.46	2/11	0.7	0.22	0.92	
▶ 800m	2	Mary DELL	SR-4	2:14.42	1/28	18	3.23	21.23	
▶ 800m	3	Amanda RADABAUGH	SO-2	2:15.79	2/4	16	2.49	18.49	
▶ 800m	4	Emily DUBS	JR-3	2:16.02	2/4	14	2.36	16.36	
▶ 800m	6	Neely SPENCE	SO-2	2:17.00	1/28	10	1.84	11.84	
▶ 800m	7	Ashley FORNSHELL	FR-1	2:18.94	2/11	8	1.13	9.13	
▶ 800m	8	Abigail HUBER	JR-3	2:19.77	1/22	7	0.85	7.85	
▶ 800m	13	Jamie MCCOLLUM	JR-3	2:21.90	12/3	2	0.25	2.25	
▶ Mile	1	Abigail HUBER	JR-3	4:59.79	2/11	20	3.30	23.30	
▶ Mile	3	Neely SPENCE	SO-2	5:04.10	1/22	16	2.36	18.36	
▶ Mile	4	Mary DELL	SR-4	5:04.14	1/22	14	2.35	16.35	
▶ Mile	9	Amanda RADABAUGH	SO-2	5:14.86	1/28	6	0.63	6.63	
▶ 5000	1	Neely SPENCE	SO-2	16:13.01	2/4	20	6.15	26.15	
▶ 5000	2	Mary DELL	SR-4	17:04.01	2/4	18	3.22	21.22	
▶ 5000	9	Sarah STRAYER	FR-1	18:12.57	1/22	6	0.53	6.53	
▶ 5000	10	Kathleen FREY	JR-3	18:13.09	1/22	5	0.51	5.51	
▶ H60m	14	Caitlin STUETZ	FR-1	9.19	2/11	1	0.17	1.17	
▶ H60m	16	Rebekah NEWHART	SO-2	9.24	12/3	0.8	0.08	0.88	
▶ 4x400	2	Hess, Henzy, Craven, Hare		3:52.88	2/4	18	3.51	21.51	
▶ DMR	1	Dell, Hare, Huber, Spence		11:25.16	1/28	20	6.81	26.81	
▶ HJ	7	Rebekah NEWHART	SO-2	1.64m	5-4½	12/3	8	1.45	9.45
▶ HJ	19	Jessica YATES	JR-3	1.55m	5-1	1/13	0.5	0.00	0.50
▶ PV	2	Megan BRESKI	FR-1	3.45m	11-3¾	2/4	18	2.37	20.37
▶ LJ	10	Lauren REDINGTON	SO-2	5.38m	17-8	1/22	5	0.37	5.37
▶ TJ	6	Amanda SPICKLER	SR-4	11.20m	36-9	1/22	10	1.36	11.36
▶ TJ	7	Lauren REDINGTON	SO-2	11.11m	36-5½	1/22	8	1.06	9.06
▶ SP	14	Stephanie HARRISON	JR-3	12.21m	40-¾	12/3	1	0.21	1.21
▶ SP	20	Sarah BROTZMAN	SO-2	11.75m	38-6¾	1/28	0.45	0.00	0.45
▶ WT	4	Stephanie HARRISON	JR-3	15.88m	52-1¼	1/22	14	2.40	16.40
▶ WT	10	Krysten GOETTER	SR-4	13.83m	45-4½	1/22	5	0.40	5.40
▶ WT	15	Sarah BROTZMAN	SO-2	13.06m	42-10¼	2/12	0.9	0.00	0.90
▶ WT	18	Margaret MERLIE	JR-3	12.82m	42-¾	12/3	0.6	0.00	0.60
▶ PENT	4	Rebekah NEWHART	SO-2	3,022		12/3	14	1.75	15.75
▶ PENT	16	Sara WAGNER	SO-2	2,596		1/28	0.8	0.01	0.81
▶ PENT	20	Jessica YATES	JR-3	2,461		1/13	0.45	0.00	0.45
Team Total								389.16	

2  Saint Augustine's unch 6									
Central Intercollegiate Athletic Association									
Event	Rank	Athlete	Yr	Mark	Date	Pl. Pts.	Bonus	TOTAL	
▶ 60m	1	Barbara PIERRE	SR-4	7.18	1/28	20	6.20	26.20	
▶ 60m	12	Angelique SMITH	SO-2	7.87	2/12	3	0.34	3.34	
▶ 60m	14	Dartania JACKSON	JR-3	7.89	2/12	1	0.23	1.23	
▶ 200m	1	Barbara PIERRE	SR-4	24.12	2/12	20	4.02	24.02	
▶ 200m	2	Angelique SMITH	SO-2	24.47	2/12	18	2.99	20.99	
▶ 200m	15	SHEENA JOHNS	JR-3	25.97	2/12	0.9	0.15	1.05	
▶ 400m	1	Angelique SMITH	SO-2	56.20	1/21	20	3.49	23.49	
▶ 400m	2	KYRA MOBLEY	SR-4	57.30	2/12	18	2.06	20.06	
▶ 400m	8	Barbara PIERRE	SR-4	58.31	12/4	7	0.94	7.94	
▶ 400m	10	SHEENA JOHNS	JR-3	58.63	2/12	5	0.67	5.67	
▶ 400m	14	Jasmin PETERSON-HASSAN	FR-1	59.42	1/28	1	0.24	1.24	
▶ 800m	5	KYRA MOBLEY	SR-4	2:16.51	1/28	12	2.10	14.10	
▶ H60m	6	Lavernia CAMERON	FR-1	8.95	2/12	10	1.03	11.03	
▶ H60m	19	Ebony WILLIS	FR-1	9.27	2/12	0.5	0.02	0.52	
▶ 4x400	1	Mobley, Smith, Johns, Pierre		3:46.84	1/21	20	6.35	26.35	
▶ DMR	5	Cobbs, Willis, Mobley, Daly		12:39.28	2/12	12	1.42	13.42	
▶ HJ	2	Andrea POWELL	SO-2	1.68m	5-6	2/12	18	3.12	21.12
▶ LJ	6	Keisha PARRIS	FR-1	5.58m	18-3¾	1/21	10	1.56	11.56
▶ LJ	11	Kirsten FIELDS	JR-3	5.37m	17-7½	2/12	4	0.34	4.34
▶ LJ	12	Andrea POWELL	SO-2	5.32m	17-5½	1/21	3	0.18	3.18
▶ TJ	1	Kirsten FIELDS	JR-3	11.92m	39-1¼	1/28	20	4.37	24.37
▶ TJ	4	Andrea POWELL	SO-2	11.39m	37-4½	2/12	14	1.98	15.98
▶ SP	7	Brittany MARSHALL	SO-2	12.57m	41-3	2/12	8	1.06	9.06
Team Total								290.60	



2010 Indoor, Week #3

Only those regionally ranked in top 20 are shown

WOMEN - Atlantic

3

Johnson C. Smith

Central Intercollegiate Athletic Association

unch

10

Event	Rank	Athlete	Yr	Mark	Date	Pl. Pts.	Bonus	TOTAL
▶ 60m	3	Shermaine WILLIAMS	JR-3	7.55	2/12	16	2.53	18.53
▶ 60m	4	Rosemarie CARTY	SO-2	7.60	2/12	14	2.06	16.06
▶ 60m	5	Monique KELLY	SO-2	7.72	2/12	12	1.24	13.24
▶ 60m	6	Lakaevia TYLER	JR-3	7.74	2/12	10	1.12	11.12
▶ 200m	3	Shermaine WILLIAMS	JR-3	24.48	2/12	16	2.96	18.96
▶ 200m	5	Lakaevia TYLER	JR-3	25.17	2/12	12	1.40	13.40
▶ 200m	6	Rosemarie CARTY	SO-2	25.21	2/12	10	1.32	11.32
▶ 200m	10	Monique KELLY	SO-2	25.54	2/12	5	0.71	5.71
▶ 400m	5	Shermaine WILLIAMS	JR-3	57.46	1/22	12	1.85	13.85
▶ H60m	1	Shermaine WILLIAMS	JR-3	8.10	2/12	20	6.19	26.19
▶ H60m	2	Rosemarie CARTY	SO-2	8.36	2/12	18	4.43	22.43
▶ H60m	3	Nikki BOSTON	JR-3	8.74	2/12	16	2.03	18.03
▶ H60m	19	Lakaevia TYLER	JR-3	9.27	2/12	0.5	0.02	0.52
▶ 4x400	4	Reid, Williams, Carty, Boston		3:57.25	2/12	14	1.79	15.79
▶ DMR	15	Boston, Williams, Carty, Tyler		15:13.21	2/12	0.9	0.00	0.90
▶ HJ	8	Xahnn-Georgia REID	FR-1	1.62m	5-3½	7	0.82	7.82
▶ LJ	7	Xahnn-Georgia REID	FR-1	5.50m	18-½	8	1.04	9.04
▶ LJ	9	Nikki BOSTON	JR-3	5.41m	17-9	6	0.47	6.47
▶ LJ	12	Monique KELLY	SO-2	5.32m	17-5½	3	0.18	3.18
▶ PENT	1	Nikki BOSTON	JR-3	3,232	1/28	20	3.62	23.62

Team Total 256.58

4

Slippery Rock

Pennsylvania State Athletic Conference

unch

46

Event	Rank	Athlete	Yr	Mark	Date	Pl. Pts.	Bonus	TOTAL
▶ 60m	9	Tiffany TEDESCO	JR-3	7.82	2/11	6	0.64	6.64
▶ 200m	8	Tiffany TEDESCO	JR-3	25.48	2/4	7	0.82	7.82
▶ 800m	9	Kaela SNYDER	JR-3	2:20.40	1/28	6	0.63	6.63
▶ 800m	16	Caitlin HANCOX	SO-2	2:22.96	2/4	0.8	0.07	0.87
▶ Mile	13	Crystal BURNICK	JR-3	5:18.49	1/21	2	0.35	2.35
▶ Mile	14	Jennifer PACE	SR-4	5:20.52	1/21	1	0.21	1.21
▶ Mile	20	Caitlin HANCOX	SO-2	5:21.96	1/21	0.45	0.12	0.57
▶ 5000	13	Jennifer PACE	SR-4	18:27.88	1/28	2	0.20	2.20
▶ 5000	20	Crystal BURNICK	JR-3	18:45.16	12/10	0.45	0.00	0.45
▶ H60m	15	Amanda SEIGWORTH	JR-3	9.20	2/11	0.9	0.15	1.05
▶ H60m	17	Allison SMITH	JR-3	9.26	12/10	0.7	0.04	0.74
▶ 4x400	7	Tedesco, Knapp, Seigworth, Smith		4:00.51	2/4	8	0.83	8.83
▶ DMR	4	Michaellian, Snyder, Hancox, Harpp		12:28.87	2/4	14	1.92	15.92
▶ HJ	4	Whitney HENDERSHOT	JR-3	1.65m	5-5	14	1.77	15.77
▶ HJ	18	Kelly BRUDER	JR-3	1.57m	5-1¾	0.6	0.00	0.60
▶ PV	1	Jennifer HANSEN	SR-4	3.85m	12-7½	20	6.06	26.06
▶ PV	2	Kelly FISHER	SO-2	3.45m	11-3¾	18	2.37	20.37
▶ PV	7	Sarah REPPERMUND	SR-4	3.20m	10-6	8	0.69	8.69
▶ PV	7	Jacquelyn KERR	SO-2	3.20m	10-6	8	0.69	8.69
▶ PV	7	Angela SCHROEDER	FR-1	3.20m	10-6	8	0.69	8.69
▶ PV	12	Amandalee RABENDER	FR-1	3.05m	10-0	3	0.10	3.10
▶ LJ	12	Whitney HENDERSHOT	JR-3	5.32m	17-5½	3	0.18	3.18
▶ LJ	16	Jessica FERRICK	FR-1	5.27m	17-3¾	0.8	0.01	0.81
▶ LJ	19	Kara HATCHETT	SO-2	5.24m	17-2¾	0.5	0.00	0.50
▶ TJ	9	Kim STITT	FR-1	11.07m	36-4	6	0.93	6.93
▶ TJ	20	Jessica FERRICK	FR-1	10.49m	34-5	0.45	0.00	0.45
▶ SP	7	Rachel WEBER	SR-4	12.57m	41-3	8	1.06	9.06
▶ SP	9	Jade HAMBRICK	JR-3	12.56m	41-2¾	6	1.02	7.02
▶ SP	12	Kim STITT	FR-1	12.34m	40-6	3	0.44	3.44
▶ WT	6	Rachel WEBER	SR-4	15.29m	50-2	10	1.77	11.77
▶ WT	7	Jessica KOERNER	SR-4	15.07m	49-5½	8	1.54	9.54
▶ WT	16	Jade HAMBRICK	JR-3	13.00m	42-8	0.8	0.00	0.80
▶ WT	19	Cassie CARROW	SO-2	12.80m	42-0	0.5	0.00	0.50
▶ PENT	8	Kim STITT	FR-1	2,939	1/28	7	1.21	8.21
▶ PENT	9	Kelly BRUDER	JR-3	2,905	12/10	6	1.01	7.01

Team Total 218.78

**2010 Indoor, Week #3**

Only those regionally ranked in top 20 are shown

WOMEN - Atlantic**5****Kutztown**

Pennsylvania State Athletic Conference

unch**53**

Event	Rank	Athlete	Yr	Mark	Date	Pl. Pts.	Bonus	TOTAL	
▶ 200m	18	Brooke MATHEWS	SO-2	26.22	2/11	0.6	0.00	0.60	
▶ 400m	12	Rachel HUNTE	SO-2	58.96	1/22	3	0.43	3.43	
▶ 800m	10	Keri BROWN	JR-3	2:20.80	1/22	5	0.50	5.50	
▶ 800m	12	Stephanie GRIMM	SR-4	2:21.60	1/28	3	0.30	3.30	
▶ Mile	2	Keri BROWN	JR-3	4:59.81	2/4	18	3.30	21.30	
▶ Mile	8	Stephanie GRIMM	SR-4	5:12.12	2/6	7	1.00	8.00	
▶ 5000	4	Christina REIMER	JR-3	17:41.49	2/4	14	1.57	15.57	
▶ 5000	6	Becca BRANDT	FR-1	17:57.42	2/11	10	1.03	11.03	
▶ 5000	16	Kristin CUPIDO	JR-3	18:32.60	2/11	0.8	0.12	0.92	
▶ 4x400	8	Mathews, Colburn, Hunte, Schlecter		4:00.86	2/4	7	0.73	7.73	
▶ DMR	2	Grimm, Hunte, Schlecter, Brown		11:54.92	2/11	18	4.36	22.36	
▶ HJ	12	Maggie O'NEIL	FR-1	1.60m	5-3	1/28	3	0.25	3.25
▶ PV	7	Alex SABLE	FR-1	3.20m	10-6	2/6	8	0.69	8.69
▶ PV	11	Rachel WEIGLE	SR-4	3.15m	10-4	2/11	4	0.42	4.42
▶ PV	17	Alison WISE	SR-4	3.04m	9-11½	2/6	0.7	0.07	0.77
▶ LJ	16	Kristen SLACK	FR-1	5.27m	17-3½	2/11	0.8	0.01	0.81
▶ TJ	14	Kristen SLACK	FR-1	10.69m	35-1	1/22	1	0.18	1.18
▶ SP	1	April DOYLE	FR-1	13.44m	44-1½	1/22	20	5.34	25.34
▶ SP	3	Ashley PINTER	JR-3	12.80m	42-0	2/6	16	2.07	18.07
▶ WT	1	Ashley PINTER	JR-3	16.54m	54-3¾	2/6	20	3.29	23.29
▶ WT	13	April DOYLE	FR-1	13.45m	44-1½	2/6	2	0.19	2.19
▶ PENT	7	Katie COLBURN	JR-3	2,972	1/28	8	1.41	9.41	
▶ PENT	19	Caryn GRABOWSKI	FR-1	2,540	1/13	0.5	0.00	0.50	

Team Total**199.05****6****East Stroudsburg**

Pennsylvania State Athletic Conference

unch**50**

Event	Rank	Athlete	Yr	Mark	Date	Pl. Pts.	Bonus	TOTAL	
▶ 200m	12	Jasmine JOHNSON	JR-3	25.66	2/11	3	0.50	3.50	
▶ 400m	3	Jasmine JOHNSON	JR-3	57.35	2/4	16	1.99	17.99	
▶ Mile	15	Niki PASQUARELLA	SR-4	5:20.58	2/11	0.9	0.21	1.11	
▶ Mile	18	Jonna TREXLER	JR-3	5:21.56	2/11	0.6	0.14	0.74	
▶ Mile	19	Corinne FITZGERALD	FR-1	5:21.64	2/11	0.5	0.14	0.64	
▶ H60m	7	Lauren VENTRELLA	FR-1	8.97	1/22	8	0.95	8.95	
▶ 4x400	5	Ventrella, Johnson, Hollick, Carito		3:58.75	2/11	12	1.35	13.35	
▶ HJ	1	Lynn MAYER	JR-3	1.70m	5-7	1/13	20	4.05	24.05
▶ HJ	3	Janelle SMITH	SR-4	1.67m	5-5½	2/6	16	2.65	18.65
▶ HJ	4	Trina CARITO	JR-3	1.65m	5-5	1/29	14	1.77	15.77
▶ HJ	4	Devyn EMERICH	SO-2	1.65m	5-5	1/29	14	1.77	15.77
▶ PV	19	Steph WEBER	JR-3	2.90m	9-6¼	1/13	0.5	0.00	0.50
▶ LJ	15	Trina CARITO	JR-3	5.31m	17-5½	1/13	0.9	0.14	1.04
▶ TJ	16	Trina CARITO	JR-3	10.59m	34-9	2/6	0.8	0.01	0.81
▶ SP	14	Emily CAROTHERS	SR-4	12.21m	40-¾	2/12	1	0.21	1.21
▶ SP	16	Amanda SINES	SR-4	12.15m	39-10½	2/6	0.8	0.11	0.91
▶ WT	8	Amanda SINES	SR-4	14.33m	47-¾	2/12	7	0.75	7.75
▶ WT	9	Emily CAROTHERS	SR-4	14.32m	46-11¼	1/29	6	0.74	6.74
▶ WT	17	Jess SEKELY	JR-3	12.88m	42-3¼	1/29	0.7	0.00	0.70
▶ WT	20	Danielle LAWS	JR-3	12.73m	41-9½	2/6	0.45	0.00	0.45
▶ PENT	2	Trina CARITO	JR-3	3,183	1/13	18	3.18	21.18	
▶ PENT	14	Anna BIXLER	SO-2	2,618	1/21	1	0.08	1.08	

Team Total**164.17**



2010 Indoor, Week #3

Only those regionally ranked in top 20 are shown

WOMEN - Atlantic

7



Indiana (Pa.)

Pennsylvania State Athletic Conference

unch

24

Event	Rank	Athlete	Yr	Mark	Date	Pl. Pts.	Bonus	TOTAL	
▶ 60m	2	Tamika TAYLOR	SO-2	7.54	1/21	18	2.62	20.62	
▶ 60m	16	Brianna LIEBOLD	JR-3	7.95	1/21	0.8	0.06	2.06	
▶ 5000	14	Alyssa TADDIE	FR-1	18:29.20	2/11	1	0.18	1.18	
▶ 5000	15	Bridget CONNOLLY	JR-3	18:31.92	2/11	0.9	0.13	1.03	
▶ H60m	11	Tamika TAYLOR	SO-2	9.12	2/11	4	0.38	4.38	
▶ DMR	13	Bauer, Bogden, Looby, Taddie		14:11.49	1/21	2	0.00	2.00	
▶ PV	19	Shona YOUNG	FR-1	2.90m	9-6½	12/10	0.5	0.00	0.50
▶ PV	19	Michelle TADDIE	SO-2	2.90m	9-6½	12/10	0.5	0.00	0.50
▶ PV	19	Michelle ROBBINS	SO-2	2.90m	9-6½	12/10	0.5	0.00	0.50
▶ LJ	1	Laurie AJAVON	FR-1	5.85m	19-2½	2/5	20	3.77	23.77
▶ LJ	2	Tamika TAYLOR	SO-2	5.76m	18-10½	2/11	18	2.91	20.91
▶ LJ	5	Brianna LIEBOLD	JR-3	5.70m	18-8½	2/5	12	2.34	14.34
▶ TJ	2	Brianna LIEBOLD	JR-3	11.63m	38-2	1/21	18	2.97	20.97
▶ TJ	3	Laurie AJAVON	FR-1	11.62m	38-1½	2/11	16	2.92	18.92
▶ TJ	15	Liz TEPsic	JR-3	10.66m	34-11½	2/11	0.9	0.13	1.03
▶ SP	11	Ayanna LEBLANC	FR-1	12.39m	40-7¾	2/11	4	0.53	4.53
▶ SP	17	Nellie HENIGIN	SO-2	12.01m	39-5	2/11	0.7	0.00	0.70
▶ WT	12	Nellie HENIGIN	SO-2	13.46m	44-2	2/11	3	0.19	3.19

Team Total

141.98

8



California (Pa.)

Pennsylvania State Athletic Conference

unch

66

Event	Rank	Athlete	Yr	Mark	Date	Pl. Pts.	Bonus	TOTAL	
▶ 400m	14	Shakeria LOVE	SO-2	59.42	1/29	1	0.24	1.24	
▶ 800m	1	Clare MCSWEENEY	SR-4	2:14.18	2/11	20	3.36	23.36	
▶ 800m	19	Sandy ESTEP	SO-2	2:24.37	12/10	0.5	0.00	0.50	
▶ 4x400	9	Love, Snedden, McSweeney, Estep		4:01.11	2/5	6	0.66	6.66	
▶ HJ	8	Khyalyani WHITIKER	SO-2	1.62m	5-3¾	1/29	7	0.82	7.82
▶ HJ	15	Amber SAUNDERS	FR-1	1.58m	5-2¾	2/5	0.9	0.00	0.90
▶ PV	12	Skye SANKEY	SO-2	3.05m	10-0	2/5	3	0.10	3.10
▶ PV	12	Danielle MORRISON	SO-2	3.05m	10-0	2/12	3	0.10	3.10
▶ SP	5	Farath RAPHAEL	FR-1	12.59m	41-3¾	2/5	12	1.13	13.13
▶ WT	14	Patsy SCHREIBER	SR-4	13.24m	43-5¾	1/29	1	0.07	1.07
▶ PENT	3	Khyalyani WHITIKER	SO-2	3,042	1/29	16	1.93	17.93	
▶ PENT	5	Farath RAPHAEL	FR-1	3,015	12/10	12	1.68	13.68	

Team Total

95.66

9



Bowie State

Central Intercollegiate Athletic Association

unch

59

Event	Rank	Athlete	Yr	Mark	Date	Pl. Pts.	Bonus	TOTAL	
▶ 60m	10	Sherreka JACKSON	FR-1	7.84	1/8	5	0.52	5.52	
▶ 60m	14	John'nae ALLEN-DAVIS	FR-1	7.89	2/12	1	0.23	1.23	
▶ 200m	11	John'nae ALLEN-DAVIS	FR-1	25.55	2/12	4	0.70	4.70	
▶ 200m	17	Indya PRICE	FR-1	26.00	2/12	0.7	0.12	0.82	
▶ 400m	19	Shayla DAVIS	FR-1	59.62	2/12	0.5	0.16	0.66	
▶ 400m	20	Melissa COHEN	SR-4	59.76	1/8	0.45	0.10	0.55	
▶ H60m	5	Nicole ROBINSON	JR-3	8.94	2/4	12	1.07	13.07	
▶ H60m	13	Angelique HENDERSON	SO-2	9.17	1/15	2	0.21	2.21	
▶ 4x400	3	Davis, Butler, Patton, Palmer		3:53.19	1/28	16	3.37	19.37	
▶ DMR	10	Patton, Butler, Davis, Williams		13:10.62	1/15	5	0.03	5.03	
▶ LJ	16	Angelique HENDERSON	SO-2	5.27m	17-3¾	2/12	0.8	0.01	0.81
▶ TJ	10	Angelique HENDERSON	SO-2	10.85m	35-7¾	2/12	5	0.45	5.45
▶ SP	2	Lakeshia CARNEY	JR-3	12.97m	42-6¾	2/12	18	2.94	20.94
▶ SP	6	Kayla CAMPBELL	SO-2	12.58m	41-3¾	1/22	10	1.09	11.09
▶ SP	13	Brandy PEAT	SO-2	12.23m	40-1½	1/15	2	0.25	2.25

Team Total

94.78

10



Mansfield

Pennsylvania State Athletic Conference

unch

64

Event	Rank	Athlete	Yr	Mark	Date	Pl. Pts.	Bonus	TOTAL	
▶ 800m	20	Bethany COONS	FR-1	2:24.47	2/4	0.45	0.00	0.45	
▶ Mile	5	Brenae EDWARDS	JR-3	5:07.80	2/4	12	1.61	13.61	
▶ Mile	6	Clarissa CUMMINGS	SR-4	5:09.06	2/4	10	1.43	11.43	
▶ 5000	3	Brenae EDWARDS	JR-3	17:10.93	12/10	16	2.84	18.84	
▶ H60m	8	Katie FOSTER	SR-4	9.07	2/11	7	0.57	7.57	
▶ 4x400	17	Ferguson, Tsiknas, Waltz, Coons		4:12.57	2/11	0.7	0.00	0.70	
▶ DMR	3	Cummings, Ferguson, Coons, Edwards		12:16.93	2/4	16	2.68	18.68	
▶ HJ	19	Katie FOSTER	SR-4	1.55m	5-1	1/28	0.5	0.00	0.50
▶ PV	5	Alexa TSIKNAS	FR-1	3.35m	10-11¾	2/11	12	1.64	13.64
▶ TJ	11	Katie FOSTER	SR-4	10.81m	35-5¾	1/28	4	0.38	4.38
▶ PENT	12	Katie FOSTER	SR-4	2,738	2/11	3	0.47	3.47	

Team Total

94.27



2010 Indoor, Week #3

Only those regionally ranked in top 20 are shown

WOMEN - Atlantic

11		Virginia State		unch		56			
		Central Intercollegiate Athletic Association							
Event	Rank	Athlete	Yr	Mark	Date	Pl. Pts.	Bonus	TOTAL	
▶ 60m	7	Shanise LEWIS	SR-4	7.79	2/12	8	0.82	8.82	
▶ 60m	8	Samantha EDWARDS	SO-2	7.81	2/5	7	0.70	7.70	
▶ 200m	4	Samantha EDWARDS	SO-2	24.92	2/12	14	1.87	15.87	
▶ 200m	7	Faith BROCK	JR-3	25.39	2/12	8	0.99	8.99	
▶ 200m	13	Shanise LEWIS	SR-4	25.77	12/10	2	0.33	2.33	
▶ 200m	20	Dominique KING	JR-3	26.24	2/12	0.45	0.00	0.45	
▶ 400m	4	Faith BROCK	JR-3	57.41	2/12	14	1.92	15.92	
▶ H60m	9	Dominique KING	JR-3	9.10	2/12	6	0.45	6.45	
▶ H60m	17	Anjelica HARRIS	SO-2	9.26	2/12	0.7	0.04	0.74	
▶ DMR	14	Edwards, Lewis, Clayton, Brock		14:17.29	2/12	1	0.00	1.00	
▶ LJ	4	Dominique KING	JR-3	5.74m	18-10	2/12	14	2.72	16.72
▶ LJ	20	Deja CAGLE	SO-2	5.22m	17-1½	12/4	0.45	0.00	0.45
▶ TJ	17	Ayanna TURNER	FR-1	10.54m	34-7	2/5	0.7	0.00	0.70
Team Total								86.64	

12		Lock Haven		▲ 1		72			
		Pennsylvania State Athletic Conference							
Event	Rank	Athlete	Yr	Mark	Date	Pl. Pts.	Bonus	TOTAL	
▶ 800m	14	Courtney WHITMOYER	SO-2	2:21.97	2/12	1	0.24	1.24	
▶ Mile	7	Lindsay TOPPER	FR-1	5:11.98	2/12	8	1.02	9.02	
▶ 5000	18	Lindsey LAMBERT	SO-2	18:37.74	2/12	0.6	0.04	0.64	
▶ 4x400	10	Young, Wolf, Burke, Snider		4:02.48	2/4	5	0.27	5.27	
▶ DMR	7	Whitmoyer, Wolf, Peters, Topper		12:53.09	1/28	8	0.77	8.77	
▶ HJ	19	Lauren EDELMAN	SO-2	1.55m	5-1	1/15	0.5	0.00	0.50
▶ PV	5	Christy OHMOTT	SO-2	3.35m	10-11½	2/12	12	1.64	13.64
▶ WT	2	Vanita MOSES	SO-2	16.51m	54-2	1/28	18	3.25	21.25
▶ PENT	17	Larissa GUNN	SR-4	2,595	1/28	0.7	0.01	0.71	
▶ PENT	18	Justine STOLTZFUS	SO-2	2,569	1/28	0.6	0.00	0.60	
Team Total								63.35	

13		Wheeling Jesuit		▼ 1		76			
		West Virginia Intercollegiate Athletic Conference							
Event	Rank	Athlete	Yr	Mark	Date	Pl. Pts.	Bonus	TOTAL	
▶ Mile	16	Megan TRUELOVE	FR-1	5:21.24	2/4	0.8	0.17	0.97	
▶ 4x400	18	White, Urbauer, Campanelli, Lent		4:14.81	12/10	0.6	0.00	0.60	
▶ DMR	9	Truelove, Mills, McFarland, McGinley		13:04.04	2/4	6	0.28	6.28	
▶ SP	4	Emily TAYLOR	JR-3	12.70m	41-8	12/10	14	1.55	15.55
▶ SP	10	Megan PRATT	JR-3	12.55m	41-2½	12/10	5	0.99	5.99
▶ WT	3	Megan PRATT	JR-3	16.28m	53-5	1/21	16	2.90	18.90
▶ WT	5	Emily TAYLOR	JR-3	15.66m	51-4½	1/15	12	2.16	14.16
Team Total								63.14	

14		West Chester		▲ 1		72			
		Pennsylvania State Athletic Conference							
Event	Rank	Athlete	Yr	Mark	Date	Pl. Pts.	Bonus	TOTAL	
▶ 400m	9	Sam SMARKOLA	SO-2	58.62	2/11	6	0.68	6.68	
▶ Mile	12	Lyndsey RATASIEWICZ	JR-3	5:18.00	2/6	3	0.38	3.38	
▶ 4x400	11	Smarkola, Roth, Nygren, Wentz		4:04.54	12/10	4	0.00	4.00	
▶ HJ	12	Katie BUTLER	JR-3	1.60m	5-3	2/11	3	0.25	3.25
▶ HJ	19	Bridid HARRON	FR-1	1.55m	5-1	1/28	0.5	0.00	0.50
▶ HJ	19	Melinda WENTZ	SR-4	1.55m	5-1	1/28	0.5	0.00	0.50
▶ PV	18	Kamber SCHRANN	SO-2	3.00m	9-10	1/28	0.6	0.00	0.60
▶ TJ	7	Brittany FOYE	JR-3	11.11m	36-5½	2/6	8	1.06	9.06
▶ TJ	12	Miriam HUGHES	FR-1	10.75m	35-3½	12/10	3	0.28	3.28
▶ WT	11	Liz JACKSON	SR-4	13.74m	45-1	12/10	4	0.35	4.35
▶ PENT	6	Melinda WENTZ	SR-4	3,008	1/28	10	1.63	11.63	
Team Total								49.01	

**2010 Indoor, Week #3**

Only those regionally ranked in top 20 are shown

WOMEN - Atlantic**15****Edinboro**

Pennsylvania State Athletic Conference

▲ **5****67**

Event	Rank	Athlete	Yr	Mark	Date	Pl. Pts.	Bonus	TOTAL	
▶ 800m	17	Hannah KUCEWICZ	FR-1	2:23.74	2/11	0.7	0.00	0.70	
▶ Mile	10	Hilary WEISMILLER	SO-2	5:16.94	1/29	5	0.45	5.45	
▶ 5000	7	Tina YI	JR-3	18:01.75	2/11	8	0.88	8.88	
▶ 5000	8	Danielle CERRONI	SO-2	18:06.43	1/29	7	0.73	7.73	
▶ H60m	4	Stephanie SMIGIERA	FR-1	8.86	2/4	14	1.38	15.38	
▶ H60m	10	Ashley LEWIS	FR-1	9.11	2/4	5	0.42	5.42	
▶ 4x400	20	Lewis, Smigiera, Kucewicz, McCormick		4:15.56	2/4	0.45	0.00	0.45	
▶ HJ	19	Heather PENCE	JR-3	1.55m	5-1	2/4	0.5	0.00	0.50
▶ SP	18	Nicole MAYR	FR-1	11.95m	39-2½	1/29	0.6	0.00	0.60
▶ PENT	14	Stephanie SMIGIERA	FR-1	2,618	2/11	1	0.08	1.08	

Team Total**46.94****16****Winston-Salem State**

Mid-Eastern Athletic Conference

▲ **1****81**

Event	Rank	Athlete	Yr	Mark	Date	Pl. Pts.	Bonus	TOTAL	
▶ 60m	17	Denesha JILES	SO-2	7.98	1/14	0.7	0.00	0.70	
▶ 60m	18	Chantelle BETHEA	JR-3	8.00	2/11	0.6	0.00	0.60	
▶ 200m	14	Chantelle BETHEA	JR-3	25.88	2/11	1	0.23	1.23	
▶ 200m	15	Ashley LAWSON	SO-2	25.97	2/11	0.9	0.15	1.05	
▶ 800m	11	Tyrah WINFREY	FR-1	2:20.97	1/21	4	0.44	4.44	
▶ H60m	11	Stephanie BROWN	SO-2	9.12	1/14	4	0.38	4.38	
▶ 4x400	6	Harrison, Lamons, Lawson, Peaks		3:59.40	2/11	10	1.16	11.16	
▶ DMR	8	Winfrey, Calamese, Lawson, Fraser		13:00.84	1/21	7	0.42	7.42	
▶ HJ	10	Jessica PEAKS	SR-4	1.61m	5-3¾	1/21	5	0.51	5.51
▶ PENT	13	Persha LANE	JR-3	2,731	12/1	2	0.45	2.45	

Team Total**39.54****17****Seton Hill**

West Virginia Intercollegiate Athletic Conference

▼ **1****81**

Event	Rank	Athlete	Yr	Mark	Date	Pl. Pts.	Bonus	TOTAL	
▶ 60m	11	Olivia RICHARDSON	JR-3	7.86	1/21	4	0.40	4.40	
▶ 4x400	16	Griffin, Lash, Isacco, Cavanaugh		4:11.10	2/4	0.8	0.00	0.80	
▶ DMR	11	Cavanaugh, Lash, Isacco, Sanders		13:35.55	1/15	4	0.00	4.00	
▶ HJ	10	Erin BEATTIE	JR-3	1.61m	5-3¾	2/4	5	0.51	5.51
▶ HJ	15	Calsie BOYD	FR-1	1.58m	5-2¾	12/4	0.9	0.00	0.90
▶ PV	4	Amanda PONSONBY	SO-2	3.43m	11-3	1/21	14	2.19	16.19
▶ TJ	19	Erin BEATTIE	JR-3	10.52m	34-6¾	2/12	0.5	0.00	0.50
▶ SP	19	Erin BEATTIE	JR-3	11.85m	38-10½	2/4	0.5	0.00	0.50
▶ PENT	10	Erin BEATTIE	JR-3	2,862	2/4	5	0.88	5.88	

Team Total**39.52****18****Millersville**

Pennsylvania State Athletic Conference

▼ **4****84**


Event	Rank	Athlete	Yr	Mark	Date	Pl. Pts.	Bonus	TOTAL	
▶ 60m	13	Brittany YANORA	SR-4	7.88	1/14	2	0.29	2.29	
▶ 400m	7	Brittany YANORA	SR-4	57.68	1/14	8	1.57	9.57	
▶ Mile	11	Emily FRANCISCO	JR-3	5:17.19	2/12	4	0.44	4.44	
▶ 5000	11	Elicia ANDERSON	SO-2	18:13.35	1/28	4	0.50	4.50	
▶ 5000	12	Emily FRANCISCO	JR-3	18:27.51	1/28	3	0.20	3.20	
▶ 5000	17	Rebekah MOORE	SO-2	18:33.81	1/28	0.7	0.10	0.80	
▶ 5000	19	Brittney ZUVER	SR-4	18:41.64	1/28	0.5	0.00	0.50	
▶ 4x400	14	Yanora, Conaboy, Stokes, Savage		4:09.39	1/14	1	0.00	1.00	
▶ HJ	15	Jess RHYNER	JR-3	1.58m	5-2¾	1/28	0.9	0.00	0.90
▶ PV	12	Kimberly STOKES	SR-4	3.05m	10-0	2/12	3	0.10	3.10
▶ TJ	13	Whitney SAVOY	SO-2	10.71m	35-1¾	1/14	2	0.21	2.21
▶ PENT	11	Jess RHYNER	JR-3	2,772	1/28	4	0.58	4.58	

Team Total**38.07**




Only those regionally ranked in top 20 are shown


WOMEN - Atlantic

19  **UDC** ▼ **1**
Independent (DII) **54**


Event	Rank	Athlete	Yr	Mark	Date	Pl. Pts.	Bonus	TOTAL	
▶ 60m	19	Erica NIXON	JR-3	8.01	1/21	0.5	0.00	0.50	
▶ 200m	19	Saleena GREEN	JR-3	26.23	1/29	0.5	0.00	0.50	
▶ 400m	18	Latoya ALLEN	SO-2	59.60	1/21	0.6	0.17	0.77	
▶ 4x400	12	Green, Jones, Hollis, Allen		4:07.76	1/21	3	0.00	3.00	
▶ HJ	12	Dicoda WAUGH	JR-3	1.60m	5-3	1/29	3	0.25	3.25
▶ LJ	2	Saleena GREEN	JR-3	5.76m	18-10½	1/29	18	2.91	20.91
▶ TJ	17	Dicoda WAUGH	JR-3	10.54m	34-7	1/29	0.7	0.00	0.70
Team Total								30.81	

20  **Virginia Union** ▼ **1**
Central Intercollegiate Athletic Association


Event	Rank	Athlete	Yr	Mark	Date	Pl. Pts.	Bonus	TOTAL	
▶ LJ	8	Brittany ABRAHAM	FR-1	5.47m	17-11½	2/12	7	0.85	7.85
▶ TJ	5	Brittany ABRAHAM	FR-1	11.31m	37-1¼	12/4	12	1.72	13.72
Team Total								21.89	

21  **Bloomsburg (Pa.)** ▲ **1**
Pennsylvania State Athletic Conference


Event	Rank	Athlete	Yr	Mark	Date	Pl. Pts.	Bonus	TOTAL	
▶ 5000	5	Angela BOREALO	JR-3	17:56.57	1/28	12	1.06	13.06	
▶ PV	12	Ashley MANCIL	JR-3	3.05m	10-0	2/12	3	0.10	3.10
Team Total								18.05	

22  **Clarion** ▼ **1**
Pennsylvania State Athletic Conference

Event	Rank	Athlete	Yr	Mark	Date	Pl. Pts.	Bonus	TOTAL
▶ 800m	15	Molly SMATHERS	SR-4	2:22.11	2/4	0.9	0.21	1.11
▶ 800m	18	Lisa NICKEL	SR-4	2:24.27	2/4	0.6	0.00	0.60
▶ Mile	17	Molly SMATHERS	SR-4	5:21.36	1/21	0.7	0.16	0.86
▶ 4x400	19	Carter, Smathers, Naugle, Nickel		4:15.35	2/4	0.5	0.00	0.50
▶ DMR	6	Nickel, Carter, Shorts, Smathers		12:41.50	2/4	10	1.31	11.31
Team Total								14.60

23  **Concord** unch
West Virginia Intercollegiate Athletic Conferen

Event	Rank	Athlete	Yr	Mark	Date	Pl. Pts.	Bonus	TOTAL
▶ 400m	16	Shawnee CARNETT	FR-1	59.44	1/22	0.8	0.23	1.03
▶ 4x400	15	Williams, Powell, Robbins, Carnett		4:09.74	1/22	0.9	0.00	0.90
▶ DMR	12	Whited, Miller, Pye, Callaway		13:51.94	1/22	3	0.00	3.00
Team Total								5.10

24  **Cheyney** unch
Pennsylvania State Athletic Conference


Event	Rank	Athlete	Yr	Mark	Date	Pl. Pts.	Bonus	TOTAL
▶ 4x400	13	Campbell, Laster, Cayo, Chase		4:07.92	2/4	2	0.00	2.00
▶ DMR	16	Butler, Johnson, Harris, Lyke		16:13.14	12/10	0.8	0.00	0.80
Team Total								3.12

25  **Livingstone** ▲ **1**
Central Intercollegiate Athletic Association

Event	Rank	Athlete	Yr	Mark	Date	Pl. Pts.	Bonus	TOTAL
Team Total								0.40

26  **Pitt Johnstown** ▼ **1**
West Virginia Intercollegiate Athletic Conferen

Event	Rank	Athlete	Yr	Mark	Date	Pl. Pts.	Bonus	TOTAL
Team Total								0.35

27  **Saint Paul's** unch
Central Intercollegiate Athletic Association

Event	Rank	Athlete	Yr	Mark	Date	Pl. Pts.	Bonus	TOTAL
Team Total								0.15



2010 Indoor, Week #3

Only those regionally ranked in top 20 are shown

WOMEN - Central

1		Adams State		Rocky Mountain Athletic Conference		unch		5	
Event	Rank	Athlete	Yr	Mark	Date	Pl. Pts.	Bonus	TOTAL	
▶ 60m	2	Indira SPENCE	SO-2	7.56	1/28	18	3.05	21.05	
▶ 200m	1	Indira SPENCE	SO-2	24.25	2/4	20	4.41	24.41	
▶ 200m	9	Lindsey GRASMICK	SO-2	25.63	1/29	6	0.75	6.75	
▶ 200m	16	Jazmine RALPH	JR-3	26.17	1/15	0.8	0.05	0.85	
▶ 400m	9	Lindsey GRASMICK	SO-2	57.80	2/11	6	1.12	7.12	
▶ 800m	2	Sofia MONROE	SR-4	2:11.86	2/4	18	3.55	21.55	
▶ 800m	3	Alicia NELSON	FR-1	2:14.10	2/4	16	2.16	18.16	
▶ 800m	4	Vanessa ROY	SR-4	2:14.27	1/29	14	2.06	16.06	
▶ 800m	8	Cassie MITCHELL	SO-2	2:16.29	2/4	7	1.01	8.01	
▶ 800m	10	Jessica ADAMS	SR-4	2:18.04	2/11	5	0.40	5.40	
▶ 800m	17	Janette CARY	SR-4	2:18.95	2/4	0.7	0.23	0.93	
▶ Mile	1	Alicia NELSON	FR-1	4:48.06	2/11	20	4.18	24.18	
▶ Mile	3	Cassie MITCHELL	SO-2	4:55.50	2/11	16	2.09	18.09	
▶ Mile	5	Vanessa ROY	SR-4	4:56.98	1/28	12	1.69	13.69	
▶ Mile	7	Janette CARY	SR-4	4:58.58	2/11	8	1.27	9.27	
▶ Mile	14	Addison LEMASTER	SO-2	5:05.92	2/4	1	0.27	1.27	
▶ Mile	18	Kristen MCGLYNN	FR-1	5:09.70	2/4	0.6	0.00	0.60	
▶ 5000	4	Kristen MCGLYNN	FR-1	17:21.60	2/11	14	2.26	16.26	
▶ 5000	6	Addison LEMASTER	SO-2	17:37.00	2/11	10	1.75	11.75	
▶ H60m	1	Indira SPENCE	SO-2	8.27	2/11	20	6.46	26.46	
▶ H60m	9	Amanda DOYLE	SR-4	9.20	2/11	6	0.43	6.43	
▶ 4x400	2	Grasmick, Nelson, Spence, Monroe		3:53.09	2/11	18	3.60	21.60	
▶ DMR	2	Monroe, Adams, Roy, McGlynn		11:52.04	2/4	18	3.66	21.66	
▶ HJ	15	Amanda DOYLE	SR-4	1.60m	5-3	2/4	0.9	0.00	0.90
▶ PV	4	Annelise PRADAL	JR-3	3.55m	11-7½	2/4	14	1.63	15.63
▶ LJ	3	Amanda DOYLE	SR-4	5.63m	18-5¾	12/4	16	1.86	17.86
▶ LJ	4	Renee HARRIS	SR-4	5.62m	18-5¾	12/4	14	1.75	15.75
▶ SP	18	Rebecca LINDQUIST	FR-1	12.64m	41-5¾	12/4	0.6	0.00	0.60
▶ WT	18	Jenna BOHNEN	SO-2	14.73m	48-4	1/29	0.6	0.00	0.60
▶ PENT	3	Amanda DOYLE	SR-4	3,524	2/4	16	2.81	18.81	
▶ PENT	6	Renee HARRIS	SR-4	3,201	2/4	10	1.25	11.25	
Team Total								384.27	


2		U. of Mary		Northern Sun Intercollegiate Conference		unch		33	
Event	Rank	Athlete	Yr	Mark	Date	Pl. Pts.	Bonus	TOTAL	
▶ 60m	9	Nicketa COOMBS	SO-2	7.88	1/21	6	0.61	6.61	
▶ 60m	14	Mishay WEBER	SR-4	7.95	2/5	1	0.24	1.24	
▶ 60m	15	Kristen STEWART	JR-3	7.96	1/16	0.9	0.21	1.11	
▶ 200m	4	Kristen STEWART	JR-3	25.12	2/5	14	1.89	15.89	
▶ 200m	8	Nicketa COOMBS	SO-2	25.62	2/5	7	0.76	7.76	
▶ 200m	14	Melissa WALKER	FR-1	25.96	2/5	1	0.23	1.23	
▶ 200m	17	Mishay WEBER	SR-4	26.18	1/16	0.7	0.04	0.74	
▶ 400m	5	Nicketa COOMBS	SO-2	57.33	1/21	12	1.53	13.53	
▶ 400m	8	Kristen STEWART	JR-3	57.68	2/11	7	1.23	8.23	
▶ 400m	18	Betsy BISCHOFF	SR-4	59.97	12/4	0.6	0.01	0.61	
▶ 400m	20	Brandee DEVINE	SR-4	1:00.12	2/11	0.45	0.00	0.45	
▶ Mile	12	Dakota WOLF	FR-1	5:02.62	2/11	3	0.55	3.55	
▶ Mile	13	Melissa AGNEW	FR-1	5:03.87	2/11	2	0.44	2.44	
▶ H60m	5	Brianna PERRY	SR-4	8.90	2/5	12	1.90	13.90	
▶ H60m	6	Kristyn NELSON	SO-2	9.10	2/5	10	0.86	10.86	
▶ H60m	13	Ashley SALWEY	FR-1	9.30	1/28	2	0.20	2.20	
▶ 4x400	3	Bischoff, DeVine, Stewart, Coombs		3:54.51	1/28	16	3.12	19.12	
▶ DMR	6	Agnew, Bischoff, DeVine, Wolf		12:20.46	1/21	10	1.86	11.86	
▶ HJ	3	Brianna PERRY	SR-4	1.67m	5-5¾	2/5	16	2.32	18.32
▶ HJ	8	Brittany BEEHLER	SO-2	1.63m	5-4¾	1/16	7	0.71	7.71
▶ PV	4	Miranda FEHILLY	JR-3	3.55m	11-7¾	2/11	14	1.63	15.63
▶ LJ	2	Melissa WALKER	FR-1	5.77m	18-11¾	2/11	18	3.36	21.36
▶ LJ	4	Brianna PERRY	SR-4	5.62m	18-5¾	2/5	14	1.75	15.75
▶ LJ	16	Brittany BEEHLER	SO-2	5.34m	17-6¾	12/4	0.8	0.09	0.89
▶ LJ	19	Samantha WILLIAMS	FR-1	5.32m	17-5¾	12/4	0.5	0.01	0.51
▶ TJ	4	Samantha WILLIAMS	FR-1	11.94m	39-2¼	1/16	14	2.40	16.40
▶ TJ	5	Brianna PERRY	SR-4	11.77m	38-7½	12/4	12	1.96	13.96
▶ TJ	6	Melissa WALKER	FR-1	11.59m	38-¼	2/11	10	1.50	11.50
Team Total								244.20	




2010 Indoor, Week #3

Only those regionally ranked in top 20 are shown

WOMEN - Central

3		 Minnesota State		unch		14			
		Northern Sun Intercollegiate Conference							
Event	Rank	Athlete	Yr	Mark	Date	Pl. Pts.	Bonus	TOTAL	
▶ 60m	1	Brittany HENDERSON	SR-4	7.44	2/10	20	4.26	24.26	
▶ 60m	5	Becca SCHMIDT	FR-1	7.73	1/28	12	1.56	13.56	
▶ 60m	6	Linnelle CLARK	JR-3	7.75	12/4	10	1.43	11.43	
▶ 60m	16	Danielle JONES	FR-1	7.97	1/15	0.8	0.18	0.98	
▶ 60m	17	Kelsey LEONARD	SR-4	7.99	1/28	0.7	0.12	0.82	
▶ 200m	2	Brittany HENDERSON	SR-4	24.68	1/21	18	3.14	21.14	
▶ 200m	9	Becca SCHMIDT	FR-1	25.63	2/10	6	0.75	6.75	
▶ 200m	15	Kelsey LEONARD	SR-4	25.98	1/8	0.9	0.21	1.11	
▶ 400m	4	Kelsey LEONARD	SR-4	56.92	2/10	14	1.94	15.94	
▶ 400m	6	Brittany HENDERSON	SR-4	57.49	1/28	10	1.39	11.39	
▶ 800m	12	Natalie LYSTER	SR-4	2:18.20	1/28	3	0.37	3.37	
▶ 5000	12	Ali PAUL	SO-2	18:23.12	1/21	3	0.30	3.30	
▶ H60m	7	Megan OLSON	SO-2	9.12	2/5	8	0.78	8.78	
▶ 4x400	5	Henderson, Schmidt, Beukelman, Leonard		3:56.63	2/5	12	2.41	14.41	
▶ DMR	11	Dettman, Leonard, Beckett, Hoese		13:09.54	1/8	4	0.00	4.00	
▶ HJ	9	Andrea SELLERS	SR-4	1.62m	5-3¾	6	0.38	6.38	
▶ PV	1	Lauren STELTEN	JR-3	4.07m	13-4¾	20	6.18	26.18	
▶ PV	2	Whitney KROSCHEL	SR-4	3.65m	11-11¼	18	2.36	20.36	
▶ PV	4	Lisa STOCKER	SO-2	3.55m	11-7¾	14	1.63	15.63	
▶ PV	9	Laura SCHUNEMAN	FR-1	3.35m	10-11¼	6	0.42	2.42	
▶ TJ	18	Christina ERICKSON	FR-1	10.81m	35-5¾	0.6	0.00	0.60	
▶ WT	10	Brita JOHNSON	JR-3	15.25m	50-½	5	0.37	5.37	
▶ WT	14	Amelia SCHALLER	SR-4	14.97m	49-1½	1	0.11	1.11	
▶ PENT	12	Andrea SELLERS	SR-4	2,984	1/28	3	0.42	3.42	
▶ PENT	15	Megan OLSON	SO-2	2,704	1/28	0.9	0.00	0.90	
Team Total								226.37	

4		 Winona State		unch		16			
		Northern Sun Intercollegiate Conference							
Event	Rank	Athlete	Yr	Mark	Date	Pl. Pts.	Bonus	TOTAL	
▶ 60m	4	Caitlin DHEIN	SO-2	7.71	2/10	14	1.69	15.69	
▶ 60m	11	Lindsey DERBY	SR-4	7.90	2/11	4	0.49	4.49	
▶ 60m	19	Sarah FINLEY	FR-1	8.01	2/11	0.5	0.06	0.56	
▶ 400m	3	Kelly SHAW	FR-1	56.46	2/4	16	2.55	18.55	
▶ 400m	13	Kelly MILKENT	SR-4	59.40	2/4	2	0.25	2.25	
▶ 400m	13	Beth BRAUN	JR-3	59.40	2/4	2	0.25	2.25	
▶ 400m	19	Cathryn HELMERS	FR-1	1:00.01	2/11	0.5	0.00	0.50	
▶ 5000	16	Steph SMITH	SR-4	18:33.94	2/4	0.8	0.12	0.92	
▶ 5000	20	Jenna SOUTHWORTH	SR-4	19:06.07	1/14	0.45	0.00	0.45	
▶ H60m	17	Emily ASUNCION	JR-3	9.33	12/4	0.7	0.13	0.83	
▶ 4x400	1	Braun, Milkent, Rynda, Shaw		3:52.72	2/10	20	3.72	23.72	
▶ DMR	9	Lemke, Schultz, Bennett, Sjostrom		12:52.11	2/4	6	0.28	6.28	
▶ HJ	9	Alyssa LAMMERS	JR-3	1.62m	5-3¾	6	0.38	6.38	
▶ HJ	15	Kale JOHNSON	JR-3	1.60m	5-3	0.9	0.00	0.90	
▶ PV	9	Alyssa MCCARTHY	SO-2	3.35m	10-11¼	6	0.42	6.42	
▶ PV	15	Alison MARTIN	FR-1	3.20m	10-6	0.9	0.00	0.90	
▶ LJ	14	Alyssa LAMMERS	JR-3	5.37m	17-7¾	1	0.20	1.20	
▶ TJ	12	Emily ASUNCION	JR-3	11.08m	36-4¾	3	0.24	3.24	
▶ TJ	15	Brittany RYNDA	FR-1	10.99m	36-¾	0.9	0.13	1.03	
▶ SP	1	Rebecca STIER	JR-3	14.88m	48-10	20	5.06	25.06	
▶ SP	3	Mary THEISEN	FR-1	14.10m	46-3¾	16	2.42	18.42	
▶ SP	8	Chelsey BROWN	SR-4	13.46m	44-2	7	0.79	7.79	
▶ SP	11	Shanai GUIDER	FR-1	13.17m	43-2½	4	0.29	4.29	
▶ WT	2	Rebecca STIER	JR-3	17.95m	58-10¼	18	4.49	22.49	
▶ WT	9	Mary THEISEN	FR-1	15.28m	50-1¾	6	0.41	6.41	
▶ WT	13	Chelsey BROWN	SR-4	14.98m	49-1¾	2	0.11	2.11	
▶ WT	15	Krystle LONNING	JR-3	14.94m	49-¾	0.9	0.08	0.98	
▶ WT	16	Jenny SCHULER	SO-2	14.89m	48-10¼	0.8	0.05	0.85	
▶ PENT	10	Kaitlyn JENSEN	SR-4	3,060	1/28	5	0.61	5.61	
▶ PENT	14	Alyssa LAMMERS	JR-3	2,837	1/28	1	0.07	1.07	
Team Total								194.16	



2010 Indoor, Week #3

Only those regionally ranked in top 20 are shown

WOMEN - Central

5

Neb.-Kearney

Rocky Mountain Athletic Conference

unch

38

Event	Rank	Athlete	Yr	Mark	Date	Pl. Pts.	Bonus	TOTAL
▶ 60m	18	Jessie GOLDEN	JR-3	8.00	2/3	0.6	0.09	0.69
▶ 200m	20	Jessie GOLDEN	JR-3	26.29	2/11	0.45	0.00	0.45
▶ 400m	17	Karley PIPER	FR-1	59.89	2/11	0.7	0.04	0.74
▶ 800m	19	Karley PIPER	FR-1	2:19.48	1/29	0.5	0.12	0.62
▶ Mile	9	Brooke HARRIS	SO-2	5:01.59	2/4	6	0.73	6.73
▶ 5000	14	Amy LONG	SO-2	18:31.03	1/14	1	0.17	1.17
▶ H60m	2	Jessie GOLDEN	JR-3	8.83	2/3	18	2.38	20.38
▶ H60m	12	Jena ISAACSON	SO-2	9.26	2/11	3	0.28	3.28
▶ H60m	17	Cameron SMITH	JR-3	9.33	1/22	0.7	0.13	0.83
▶ 4x400	6	Hamilton, Piper, Hauer, Pirog		3:58.30	2/4	10	2.01	12.01
▶ DMR	10	Harris, Richter, Isaacson, Aylward		13:04.71	1/14	5	0.00	5.00
▶ HJ	3	Kristi BAUER	FR-1	1.67m	5-5½	16	2.32	18.32
▶ HJ	9	Katie LEE	SO-2	1.62m	5-3¾	6	0.38	6.38
▶ HJ	9	Ariel KROLIKOWSKI	FR-1	1.62m	5-3¾	6	0.38	6.38
▶ HJ	20	Kara MERCURE	FR-1	1.57m	5-1¾	0.45	0.00	0.45
▶ LJ	9	Jena ISAACSON	SO-2	5.50m	18-½	6	0.73	6.73
▶ LJ	10	Heather WILLS	JR-3	5.48m	17-11¼	5	0.60	5.60
▶ TJ	14	Heather WILLS	JR-3	11.00m	36-1¼	1	0.14	1.14
▶ TJ	20	Kristi BAUER	FR-1	10.74m	35-3	0.45	0.00	0.45
▶ SP	2	Samantha MURPHY	SR-4	14.63m	48-0	18	4.22	22.22
▶ SP	7	Kiley PETERSON	SR-4	13.53m	44-4¾	8	0.95	8.95
▶ SP	16	Jackie ZIEMKE	FR-1	12.92m	42-4¾	0.8	0.00	0.80
▶ SP	17	Brittany WEINANDT	JR-3	12.91m	42-4¾	0.7	0.00	0.70
▶ WT	4	Tracie CHANADY	SR-4	16.63m	54-6¾	14	2.29	16.29
▶ WT	5	Samantha MURPHY	SR-4	15.82m	51-11	12	1.16	13.16
▶ PENT	4	Jena ISAACSON	SO-2	3,312	2/3	14	1.76	15.76
▶ PENT	11	Cameron SMITH	JR-3	3,052	12/10	4	0.59	4.59
▶ PENT	20	Emma KELLY	JR-3	2,500	12/10	0.45	0.00	0.45
Team Total								183.61

6

St. Cloud State

Northern Sun Intercollegiate Conference

unch

11

Event	Rank	Athlete	Yr	Mark	Date	Pl. Pts.	Bonus	TOTAL
▶ H60m	3	Heather MILLER	SR-4	8.88	12/4	16	2.04	18.04
▶ H60m	9	Kelsey KING	JR-3	9.20	1/21	6	0.43	6.43
▶ 4x400	4	King, Eggebrecht, Luhmann, Miller		3:54.61	2/4	14	3.08	17.08
▶ HJ	1	Danielle LUHMANN	SO-2	1.70m	5-7	20	3.82	23.82
▶ HJ	6	Heather MILLER	SR-4	1.65m	5-5	10	1.38	11.38
▶ HJ	15	Nish RUBASH	SO-2	1.60m	5-3	0.9	0.00	0.90
▶ LJ	1	Heather MILLER	SR-4	5.86m	19-2¾	20	4.32	24.32
▶ TJ	3	Heather MILLER	SR-4	12.05m	39-6¾	16	2.81	18.81
▶ SP	6	Rebecca KITZMAN	JR-3	13.57m	44-6¾	10	1.04	11.04
▶ PENT	1	Heather MILLER	SR-4	3,792	1/14	20	4.57	24.57
▶ PENT	7	Kelsey KING	JR-3	3,196	1/14	8	1.22	9.22
Team Total								166.08

7

Wayne State (Neb.)

Northern Sun Intercollegiate Conference

unch

23

Event	Rank	Athlete	Yr	Mark	Date	Pl. Pts.	Bonus	TOTAL
▶ 60m	9	Christina KING	JR-3	7.88	2/12	6	0.61	6.61
▶ 200m	7	Christina KING	JR-3	25.36	1/22	8	1.24	9.24
▶ 400m	1	Christina KING	JR-3	55.81	2/4	20	3.43	23.43
▶ 800m	5	Paige POLLARD	SO-2	2:15.07	2/4	12	1.58	13.58
▶ 5000	9	Sarah THOMSEN	SR-4	18:14.31	2/4	6	0.56	6.56
▶ 5000	10	Megan ZAVORKA	SR-4	18:15.60	2/4	5	0.52	5.52
▶ 4x400	16	King, Pollard, McIntosh, Hofstetter		4:12.60	12/10	0.8	0.00	0.80
▶ DMR	8	McIntosh, King, Pollard, Zavorka		12:48.19	1/14	7	0.46	7.46
▶ HJ	1	Savannah WAKELEY	FR-1	1.70m	5-7	20	3.82	23.82
▶ TJ	7	Megan DIAS	FR-1	11.44m	37-6¾	8	1.12	9.12
▶ TJ	17	Brianne HOFSTETTER	SO-2	10.86m	35-7¾	0.7	0.00	0.70
▶ SP	13	Casey BUSKIRK	JR-3	13.08m	42-11	2	0.19	2.19
▶ SP	19	Lachel MILANDER	SO-2	12.60m	41-4¾	0.5	0.00	0.50
▶ WT	3	Casey BUSKIRK	JR-3	17.53m	57-6¾	16	3.65	19.65
▶ WT	12	Lachel MILANDER	SO-2	15.03m	49-3¾	3	0.15	3.15
▶ PENT	5	Paige POLLARD	SO-2	3,308	1/28	12	1.74	13.74
Team Total								147.70



2010 Indoor, Week #3

Only those regionally ranked in top 20 are shown

WOMEN - Central

8



Augustana (S.D.)

Northern Sun Intercollegiate Conference

▲ 1

28

Event	Rank	Athlete	Yr	Mark	Date	Pl. Pts.	Bonus	TOTAL	
▶ 60m	13	Bobbi Jo BUYCK	SR-4	7.92	12/4	2	0.36	2.36	
▶ 200m	19	Bobbi Jo BUYCK	SR-4	26.26	12/4	0.5	0.00	0.50	
▶ 800m	1	Cecilie UDSTUEN	FR-1	2:11.11	2/10	20	4.02	24.02	
▶ Mile	6	Linn NILSSON	FR-1	4:57.46	2/10	10	1.56	11.56	
▶ Mile	10	Caitlin POLGREEN	SR-4	5:02.41	2/10	5	0.59	5.59	
▶ Mile	19	Annie PFEIFLE	FR-1	5:10.24	2/5	0.5	0.00	0.50	
▶ 5000	18	Courtney RASMUSSEN	SO-2	18:56.76	1/28	0.6	0.00	0.60	
▶ H60m	16	Bobbi Jo BUYCK	SR-4	9.31	1/28	0.8	0.17	0.97	
▶ 4x400	17	Buyck, Kougl, Drew, Halverson		4:15.55	1/16	0.7	0.00	0.70	
▶ DMR	1	Nilsson, Kokesh, Udstuen, Polgreen		11:50.46	2/10	20	3.79	23.79	
▶ HJ	20	Karissa PEPIN	SO-2	1.57m	5-1¾	12/4	0.45	0.00	0.45
▶ PV	8	Bobbi Jo BUYCK	SR-4	3.40m	11-1¾	1/16	7	0.69	7.69
▶ PV	9	Hollie BLOOM	FR-1	3.35m	10-11¾	1/22	6	0.42	6.42
▶ LJ	6	Bobbi Jo BUYCK	SR-4	5.60m	18-4¾	1/28	10	1.54	11.54
▶ WT	6	Noel BENTELE	JR-3	15.60m	51-2¾	1/22	10	0.85	10.85
▶ WT	17	Rachel CHRISTIANSEN	JR-3	14.85m	48-8¾	1/16	0.7	0.02	0.72
▶ PENT	8	Bobbi Jo BUYCK	SR-4	3,097	1/28	7	0.77	7.77	
▶ PENT	19	Claire SEVERSON	SR-4	2,583	1/28	0.5	0.00	0.50	

Team Total

118.36

9



Western State

Rocky Mountain Athletic Conference

▲ 6

44

Event	Rank	Athlete	Yr	Mark	Date	Pl. Pts.	Bonus	TOTAL	
▶ 60m	8	Casey HAGEN	SR-4	7.85	2/11	7	0.80	7.80	
▶ 200m	18	Casey HAGEN	SR-4	26.20	2/4	0.6	0.02	0.62	
▶ 800m	6	Rachel WEBB	SO-2	2:15.82	2/11	10	1.20	11.20	
▶ Mile	10	Hillory DAVIS	SO-2	5:02.41	2/11	5	0.59	5.59	
▶ Mile	17	Sarah LYLE	SO-2	5:08.46	2/4	0.7	0.05	0.75	
▶ 5000	1	Lauren KLEPPIN	SO-2	16:55.12	2/11	20	3.44	23.44	
▶ 5000	5	Sarah LYLE	SO-2	17:25.81	2/11	12	2.12	14.12	
▶ 5000	11	Annika HAUGHWOUT	JR-3	18:20.36	2/11	4	0.38	4.38	
▶ 5000	17	Cassandra ORTIZ	FR-1	18:40.13	2/11	0.7	0.03	0.73	
▶ H60m	7	Casey HAGEN	SR-4	9.12	2/4	8	0.78	8.78	
▶ 4x400	9	Mayberry, Kielian, Davis, Webb		4:05.45	2/4	6	0.48	6.48	
▶ DMR	4	Davis, Kielian, Webb, Lyle		11:58.83	2/11	14	3.11	17.11	
▶ HJ	20	Rachel WEAKLAND	FR-1	1.57m	5-1¾	1/21	0.45	0.00	0.45
▶ PV	14	Jesse HOWE	SO-2	3.25m	10-8	2/4	1	0.10	1.10
▶ LJ	13	Jourdan OTIS	SR-4	5.40m	17-8¾	1/21	2	0.31	2.31
▶ LJ	15	Hannah SELKE	SO-2	5.35m	17-6¾	1/21	0.9	0.12	1.02

Team Total

107.18

10



New Mexico Highlands ▼ 2

Rocky Mountain Athletic Conference

27

Event	Rank	Athlete	Yr	Mark	Date	Pl. Pts.	Bonus	TOTAL	
▶ 60m	11	Candace ST. LOUIS	SR-4	7.90	2/4	4	0.49	4.49	
▶ 200m	11	Candace ST. LOUIS	SR-4	25.81	2/4	4	0.42	4.42	
▶ 200m	12	Fiona JAMES	freshmar	25.84	1/15	3	0.37	3.37	
▶ 400m	16	Fiona JAMES	freshmar	59.70	1/15	0.8	0.12	0.92	
▶ H60m	3	Angella GRAHAM	JR-3	8.88	1/28	16	2.04	18.04	
▶ 4x400	14	Graham, Baggoo, Crawford, Roper		4:10.68	2/4	1	0.00	1.00	
▶ HJ	7	Angella GRAHAM	JR-3	1.64m	5-4¾	2/4	8	1.05	9.05
▶ LJ	6	Angella GRAHAM	JR-3	5.60m	18-4¾	1/29	10	1.54	11.54
▶ LJ	8	Shanea ANDERSON	FR-1	5.54m	18-2¾	12/4	7	1.01	8.01
▶ TJ	2	Angella GRAHAM	JR-3	12.32m	40-5	1/29	18	3.82	21.82
▶ WT	19	Ebonee CARTER	SR-4	14.48m	47-6¾	2/4	0.5	0.00	0.50
▶ PENT	2	Angella GRAHAM	JR-3	3,598	2/4	18	3.30	21.30	

Team Total


105.24



2010 Indoor, Week #3

Only those regionally ranked in top 20 are shown

WOMEN - Central




11 Colorado Mines

Rocky Mountain Athletic Conference

unch

48

Event	Rank	Athlete	Yr	Mark	Date	Pl. Pts.	Bonus	TOTAL	
▶ 60m	3	Kiera BENSON	JR-3	7.60	12/4	16	2.65	18.65	
▶ 200m	6	Kiera BENSON	JR-3	25.24	2/11	10	1.55	11.55	
▶ 400m	7	Kristen RINEDOLLAR	JR-3	57.54	2/11	8	1.35	9.35	
▶ 800m	20	Briana SUPPES	SO-2	2:19.57	2/4	0.45	0.11	0.56	
▶ Mile	8	Marie PATTON	SO-2	4:59.57	2/4	7	1.09	8.09	
▶ 5000	2	Marie PATTON	SO-2	16:57.10	2/11	18	3.34	21.34	
▶ 4x400	10	Rinedollar, Suppes, Hurst, Benson		4:06.81	2/11	5	0.20	5.20	
▶ DMR	5	Suppes, Rinedollar, Hurst, Patton		12:13.57	2/4	12	2.22	14.22	
▶ PV	9	Briana SUPPES	SO-2	3.35m	10-11%	2/11	6	0.42	6.42
▶ PV	15	Melissa RHODES	SR-4	3.20m	10-6	1/21	0.9	0.00	0.90
▶ TJ	11	Kiera BENSON	JR-3	11.14m	36-6%	12/4	4	0.35	4.35
Team Total								100.83	




13 Colorado State Pueblo

Rocky Mountain Athletic Conference

▲ 1

34

Event	Rank	Athlete	Yr	Mark	Date	Pl. Pts.	Bonus	TOTAL	
▶ 60m	7	Blair GILKES	SO-2	7.82	1/14	8	0.98	8.98	
▶ 200m	3	Blair GILKES	SO-2	25.09	2/4	16	1.97	17.97	
▶ 400m	15	Maya RICHARDS	SO-2	59.63	2/4	0.9	0.15	1.05	
▶ H60m	13	Sierra JONES	SO-2	9.30	12/4	2	0.20	2.20	
▶ 4x400	8	Richards, Carberry, Evans, Emerson		4:05.14	2/11	7	0.54	7.54	
▶ HJ	15	Summer HAWKINSON	FR-1	1.60m	5-3	1/14	0.9	0.00	0.90
▶ LJ	17	Shannon ELLIOTT	FR-1	5.33m	17-6	2/4	0.7	0.05	0.75
▶ LJ	20	Danita WYATT	SO-2	5.30m	17-4%	12/4	0.45	0.00	0.45
▶ TJ	1	Shannon ELLIOTT	FR-1	12.33m	40-5%	12/4	20	3.86	23.86
▶ TJ	9	Danita WYATT	SO-2	11.18m	36-8%	2/11	6	0.45	6.45
▶ SP	15	Holli SALZAR	FR-1	12.95m	42-6	2/11	0.9	0.04	0.94
▶ PENT	17	Jasmine ROLLINS	JR-3	2,602	2/4	0.7	0.00	0.70	
Team Total								72.38	




12 Minn.-Duluth

Northern Sun Intercollegiate Conference

▼ 2

43

Event	Rank	Athlete	Yr	Mark	Date	Pl. Pts.	Bonus	TOTAL	
▶ 800m	14	Carolyn WARDELL	JR-3	2:18.73	2/4	1	0.27	1.27	
▶ 800m	16	Rachel HANZAL	JR-3	2:18.83	2/4	0.8	0.25	1.05	
▶ 800m	18	Michelle SANCARTIER	JR-3	2:19.31	1/22	0.6	0.16	0.76	
▶ Mile	15	Morgan PLACE	SO-2	5:06.81	2/4	0.9	0.19	1.09	
▶ Mile	16	Michelle SANCARTIER	JR-3	5:08.08	2/11	0.8	0.08	0.88	
▶ Mile	20	Rachel STACK	JR-3	5:11.36	2/4	0.45	0.00	0.45	
▶ 5000	3	Morgan PLACE	SO-2	17:00.63	2/10	16	3.16	19.16	
▶ 5000	7	Bridget HINES	JR-3	18:06.77	2/4	8	0.80	8.80	
▶ 5000	15	Whitney HINES	JR-3	18:31.96	2/4	0.9	0.15	1.05	
▶ DMR	3	SanCartier, Demulling, Wardell, Place		11:55.33	2/10	16	3.39	19.39	
▶ PV	20	Maria BELLINGER	JR-3	3.19m	10-5%	2/11	0.45	0.00	0.45
▶ TJ	16	Caitlin LAUDON	JR-3	10.92m	35-10	2/4	0.8	0.04	0.84
▶ TJ	19	Laura SCHMITZ	JR-3	10.76m	35-3%	2/4	0.5	0.00	0.50
▶ SP	4	Elizabeth CRANE	JR-3	14.00m	45-11%	2/4	14	2.08	16.08
▶ SP	12	Libby FANDRY	JR-3	13.16m	43-2%	1/22	3	0.28	3.28
▶ WT	11	Elizabeth CRANE	JR-3	15.15m	49-8%	1/29	4	0.23	4.23
Team Total								80.35	



14 Northern State

Northern Sun Intercollegiate Conference

▼ 1

45

Event	Rank	Athlete	Yr	Mark	Date	Pl. Pts.	Bonus	TOTAL	
▶ 60m	19	Maria FRANKER	SO-2	8.01	2/5	0.5	0.06	0.56	
▶ H60m	11	Marisa ALDINGER	SR-4	9.24	2/5	4	0.32	4.32	
▶ 4x400	12	Brandli, Fritz, Fritz, Schaefer		4:09.54	2/11	3	0.00	3.00	
▶ HJ	19	Tanya VASSAR	JR-3	1.58m	5-2%	1/30	0.5	0.00	0.50
▶ PV	9	Tanya VASSAR	JR-3	3.35m	10-11%	2/5	6	0.42	6.42
▶ PV	15	Calley WORTH	FR-1	3.20m	10-6	1/20	0.9	0.00	0.90
▶ SP	5	Melodi BOKE	SO-2	13.64m	44-9	2/5	12	1.20	13.20
▶ SP	10	Amanda MADDEN	SR-4	13.35m	43-9%	1/29	5	0.53	5.53
▶ WT	1	Amanda MADDEN	SR-4	18.20m	59-8%	1/20	20	4.99	24.99
▶ PENT	9	Tanya VASSAR	JR-3	3,062	1/30	6	0.61	6.61	
Team Total								67.68	



2010 Indoor, Week #3

Only those regionally ranked in top 20 are shown

WOMEN - Central

15

MSU Moorhead

Northern Sun Intercollegiate Conference

▼ **3**
55

Event	Rank	Athlete	Yr	Mark	Date	Pl. Pts.	Bonus	TOTAL	
▶ 200m	12	Kendra MOOBERRY	FR-1	25.84	2/5	3	0.37	3.37	
▶ 400m	10	Kendra MOOBERRY	FR-1	58.02	12/4	5	0.93	5.93	
▶ 800m	13	Anna VANWECHEL	JR-3	2:18.22	1/29	2	0.37	2.37	
▶ Mile	4	Anna VANWECHEL	JR-3	4:55.70	2/10	14	2.04	16.04	
▶ 5000	19	Danielle THOMPSON	SO-2	19:00.55	1/29	0.5	0.00	0.50	
▶ H60m	13	Jessica KEESLING	FR-1	9.30	12/4	2	0.20	2.20	
▶ 4x400	7	Anderson, Berg, Mooberry, Steinwand		4:03.72	2/11	8	0.84	8.84	
▶ HJ	3	Kayla KAPSNER	FR-1	1.67m	5-5½	1/8	16	2.32	18.32
▶ HJ	9	Ashley HAGEN	JR-3	1.62m	5-3½	1/8	6	0.38	6.38
▶ PV	15	Kaylyn RONKE	JR-3	3.20m	10-6	1/22	0.9	0.00	0.90
▶ SP	20	Heather SCHULTZ	FR-1	12.50m	41-¾	1/29	0.45	0.00	0.45
Team Total								67.37	

16

Chadron State

Rocky Mountain Athletic Conference

76

Event	Rank	Athlete	Yr	Mark	Date	Pl. Pts.	Bonus	TOTAL	
▶ H60m	19	Julia BAYER	SR-4	9.34	12/11	0.5	0.11	0.61	
▶ 4x400	13	Finney, Fair, Craig, Riesen		4:10.56	2/11	2	0.00	2.00	
▶ HJ	9	Stacee CRAIG	JR-3	1.62m	5-3½	2/3	6	0.38	6.38
▶ HJ	20	Ashley FANELLI	FR-1	1.57m	5-1½	1/29	0.45	0.00	0.45
▶ HJ	20	Alyssa NORTON	FR-1	1.57m	5-1½	12/11	0.45	0.00	0.45
▶ PV	15	Kalen PRENTICE	SO-2	3.20m	10-6	2/11	0.9	0.00	0.90
▶ LJ	11	Julia BAYER	SR-4	5.42m	17-9½	12/11	4	0.38	4.38
▶ LJ	17	Ashley FANELLI	FR-1	5.33m	17-6	12/11	0.7	0.05	0.75
▶ TJ	10	Julia BAYER	SR-4	11.17m	36-7½	12/11	5	0.43	5.43
▶ TJ	13	Ashley FANELLI	FR-1	11.03m	36-2½	12/11	2	0.18	2.18
▶ SP	9	Alyssa NORTON	FR-1	13.45m	44-1½	2/3	6	0.76	6.76
▶ WT	8	Kate JUNGCK	SR-4	15.31m	50-2½	2/3	7	0.45	7.45
▶ WT	20	Alyssa NORTON	FR-1	14.30m	46-11	2/11	0.45	0.00	0.45
▶ PENT	13	Stacee CRAIG	JR-3	2,928	2/3	2	0.29	2.29	
▶ PENT	16	Ashley FANELLI	FR-1	2,622	2/3	0.8	0.00	0.80	
Team Total								42.49	

17

Bemidji State

Northern Sun Intercollegiate Conference

▲ **1**
47

Event	Rank	Athlete	Yr	Mark	Date	Pl. Pts.	Bonus	TOTAL
▶ 200m	5	Kristi BUERKLE	JR-3	25.14	2/5	12	1.83	13.83
▶ 400m	2	Kristi BUERKLE	JR-3	56.02	2/11	18	3.15	21.15
▶ 800m	15	Kristi BUERKLE	JR-3	2:18.81	1/22	0.9	0.25	1.15
▶ 4x400	19	Walker, Ironi, Sautbine, Ohman		4:20.47	1/29	0.5	0.00	0.50
▶ PENT	18	Pearl WALKER	JR-3	2,590	1/14	0.6	0.00	0.60
Team Total								37.88

18

Mesa State

Rocky Mountain Athletic Conference

▼ **1**
52

Event	Rank	Athlete	Yr	Mark	Date	Pl. Pts.	Bonus	TOTAL
▶ 200m	20	Breanna JONES	FR-1	26.29	2/4	0.45	0.00	0.45
▶ 800m	11	Alexis SKARDA	SO-2	2:18.13	2/11	4	0.38	4.38
▶ Mile	2	Alexis SKARDA	SO-2	4:53.73	2/4	18	2.58	20.58
▶ H60m	20	Lindsay HART	FR-1	9.35	1/21	0.45	0.09	0.54
▶ 4x400	15	Gieck, Pickslay, Smith, Jones		4:11.56	2/4	0.9	0.00	0.90
▶ DMR	7	Smith, Gieck, Ager, Skarda		12:32.74	2/11	8	1.23	9.23
Team Total								36.33

19

UC-Colorado Springs

Rocky Mountain Athletic Conference

▲ **1**
57

Event	Rank	Athlete	Yr	Mark	Date	Pl. Pts.	Bonus	TOTAL	
▶ 400m	11	Kelsey BARRY	SR-4	59.31	2/11	4	0.28	4.28	
▶ 800m	9	Kelsey BARRY	SR-4	2:17.89	2/4	6	0.43	6.43	
▶ 4x400	11	Barry, Benfield, Falsetto, Luna		4:08.08	2/11	4	0.00	4.00	
▶ PV	2	Lauren GRAHAM	FR-1	3.65m	11-11½	1/21	18	2.36	20.36
Team Total								35.47	



2010 Indoor, Week #3

Only those regionally ranked in top 20 are shown

WOMEN - Central

20



Concordia St. Paul

▼ 1

Northern Sun Intercollegiate Conference

74

Event	Rank	Athlete	Yr	Mark	Date	Pl. Pts.	Bonus	TOTAL	
▶ 400m	12	Katie JOHNSON	SR-4	59.37	2/11	3	0.26	3.26	
▶ 4x400	18	Dohmen, Kiss, Vrudny, Johnson		4:18.92	1/28	0.6	0.00	0.60	
▶ PV	7	Jayne WYSS	SR-4	3.50m	11-5%	2/5	8	1.31	9.31
▶ LJ	12	Katie JOHNSON	SR-4	5.41m	17-9	2/11	3	0.34	3.34
▶ TJ	8	Sarah PERRYMAN	SR-4	11.23m	36-10%	2/11	7	0.58	7.58
▶ SP	14	Kaysee NESMOE	JR-3	13.05m	42-9%	1/28	1	0.15	1.15
▶ WT	7	Kaysee NESMOE	JR-3	15.41m	50-6%	2/11	8	0.59	8.59

Team Total 34.44

21



Metro State

unch

Rocky Mountain Athletic Conference

86

Event	Rank	Athlete	Yr	Mark	Date	Pl. Pts.	Bonus	TOTAL
▶ 800m	7	Morgan THOMAS	SR-4	2:16.13	2/11	8	1.08	9.08
▶ 5000	8	Xenia FLORES	SO-2	18:12.68	2/4	7	0.61	7.61
▶ 5000	13	Danielle KEHOE	SO-2	18:24.00	2/11	2	0.27	2.27

Team Total 18.96

**2010 Indoor, Week #3**

Only those regionally ranked in top 20 are shown

WOMEN - East

Southern Connecticut State University
 Northeast-10 Conference **21**

Event	Rank	Athlete	Yr	Mark	Date	Pl. Pts.	Bonus	TOTAL
▶ 60m	2	Sahnique CASTELLA	FR-1	7.81	12/10	18	3.07	21.07
▶ 60m	3	Courtnei WALKER	JR-3	7.84	12/10	16	2.79	18.79
▶ 60m	4	Ashley BELL	SO-2	7.90	12/10	14	2.23	16.23
▶ 60m	11	Keisha BUTTS	FR-1	8.22	1/8	4	0.41	4.41
▶ 60m	13	Allyson DEROSIER	FR-1	8.27	12/4	2	0.27	2.27
▶ 200m	4	Courtnei WALKER	JR-3	25.87	2/4	14	1.64	15.64
▶ 200m	7	Ashley BELL	SO-2	26.06	2/4	8	1.19	9.19
▶ 200m	10	Sahnique CASTELLA	FR-1	26.15	12/4	5	1.00	6.00
▶ 200m	14	Keisha BUTTS	FR-1	27.01	1/28	1	0.20	1.20
▶ 200m	15	Ashley BATTLE	FR-1	27.02	12/4	0.9	0.20	1.10
▶ 200m	18	Allyson DEROSIER	FR-1	27.46	12/4	0.6	0.00	0.60
▶ 400m	6	Danielle MOORE	SR-4	59.17	1/8	10	1.68	11.68
▶ 400m	8	Shaina BARR	JR-3	1:00.40	1/28	7	0.92	7.92
▶ 400m	11	Sarah HILL	FR-1	1:01.48	2/11	4	0.41	4.41
▶ 400m	20	Danielle QUAGILARO	FR-1	1:03.43	2/4	0.45	0.00	0.45
▶ 800m	1	Danielle MOORE	SR-4	2:11.00	2/11	20	4.59	24.59
▶ 800m	9	Jaelyn SULLIVAN	FR-1	2:22.90	1/21	6	0.63	6.63
▶ 800m	18	Katelyn MORRELL	FR-1	2:27.52	1/21	0.6	0.00	0.60
▶ Mile	1	Alasia GRIEBEL	SO-2	5:04.47	2/4	20	3.84	23.84
▶ Mile	3	Gina DELLAROSE	SR-4	5:12.51	1/21	16	1.94	17.94
▶ Mile	11	Laura BRUSTOLON	SR-4	5:20.05	12/10	4	0.56	4.56
▶ Mile	18	Kelsey PROCTOR	FR-1	5:26.08	2/4	0.6	0.11	0.71
▶ 5000	1	Laura BRUSTOLON	SR-4	17:13.28	1/28	20	5.64	25.64
▶ 5000	7	Kelsey PROCTOR	FR-1	18:40.85	1/21	8	1.15	9.15
▶ 5000	18	Charlene BORIA	FR-1	19:53.91	1/21	0.6	0.00	0.60
▶ H60m	1	Letecia TAYLOR	SR-4	8.73	12/10	20	3.77	23.77
▶ H60m	5	Ashley BATTLE	FR-1	9.21	12/10	12	1.87	13.87
▶ H60m	18	Kimberly JOHNSON	FR-1	10.28	12/10	0.6	0.00	0.60
▶ H60m	20	Stephanie CAICEDO	JR-3	10.57	2/4	0.45	0.00	0.45
▶ 4x400	2	Moore, Niemczyk, Barr, Hill		3:54.90	2/11	18	3.96	21.96
▶ DMR	1	Griebel, Barr, Moore, Brustolon		11:50.17	2/4	20	4.43	24.43
▶ HJ	5	Ciara CHALY	FR-1	1.55m	5-1	12	1.84	13.84
▶ HJ	7	Kimberly JOHNSON	FR-1	1.50m	4-11	8	1.22	9.22
▶ PV	2	Kimberly JOHNSON	FR-1	3.35m	10-11½	18	4.57	22.57
▶ PV	2	Teresa PARKER	FR-1	3.35m	10-11½	18	4.57	22.57
▶ PV	4	Alicia GRAY	JR-3	3.15m	10-4	14	3.05	17.05
▶ PV	5	Meghan NICOLLETTA	FR-1	2.90m	9-6½	12	1.27	13.27
▶ PV	7	Brittany NIEMCZYK	FR-1	2.75m	9-¾	8	0.20	8.20
▶ PV	9	Kathleen LAWLER	JR-3	2.45m	8-½	6	0.00	6.00
▶ LJ	2	Courtnei WALKER	JR-3	5.56m	18-3	18	4.59	22.59
▶ LJ	6	Sasha SAYLOR	SR-4	5.10m	16-8½	10	1.16	11.16

▶ TJ	2	Sasha SAYLOR	SR-4	11.15m	36-7	1/28	18	4.05	22.05
▶ TJ	3	Courtnei WALKER	JR-3	10.79m	35-5	2/9	16	2.44	18.44
▶ TJ	17	Brittany NIEMCZYK	FR-1	9.72m	31-10¾	12/10	0.7	0.00	0.70
▶ SP	11	Samantha SPINDEL	SO-2	10.40m	34-1½	12/4	4	0.46	4.46
▶ WT	2	Katherine REYNOLDS	SR-4	16.59m	54-5¼	2/4	18	4.93	22.93
▶ WT	4	Samantha SPINDEL	SO-2	14.12m	46-4	1/21	14	2.40	16.40
▶ WT	6	Jullianna WILLIAMSON	FR-1	12.34m	40-6	2/9	10	0.93	10.93

Team Total 564.19



2010 Indoor, Week #3

Only those regionally ranked in top 20 are shown

WOMEN - East

2



UMass Lowell
Northeast-10 Conference

unch
20

Event	Rank	Athlete	Yr	Mark	Date	Pl. Pts.	Bonus	TOTAL
▶ 60m	5	Katrina LUTKUS	SR-4	8.03	1/22	12	1.37	13.37
▶ 60m	5	Sharikka FINLEY-MOISE	SR-4	8.03	1/15	12	1.37	13.37
▶ 60m	7	Cachet CHESSON	SO-2	8.06	12/11	8	1.19	9.19
▶ 60m	8	Nicole GIAQUINTO	FR-1	8.08	1/15	7	1.07	8.07
▶ 60m	10	Shannon CUNNINGHAM	FR-1	8.18	1/15	5	0.53	5.53
▶ 200m	3	Ashley ZIELINSKI	SO-2	25.85	2/11	16	1.69	17.69
▶ 200m	5	Katrina LUTKUS	SR-4	25.95	2/4	12	1.45	13.45
▶ 200m	6	Nicole GIAQUINTO	FR-1	25.99	12/4	10	1.35	11.35
▶ 200m	7	Shannon CUNNINGHAM	FR-1	26.06	12/4	8	1.19	9.19
▶ 200m	9	Sharikka FINLEY-MOISE	SR-4	26.11	1/28	6	1.07	7.07
▶ 200m	11	Heather MCCARTHY	SR-4	26.44	1/28	4	0.64	4.64
▶ 200m	12	Cachet CHESSON	SO-2	26.50	2/11	3	0.59	3.59
▶ 200m	13	Amy DELGADO	SO-2	26.85	12/11	2	0.32	2.32
▶ 200m	20	Karen NALLEN	FR-1	27.76	12/4	0.45	0.00	0.45
▶ 400m	2	Shannon CUNNINGHAM	FR-1	57.93	2/4	18	2.82	20.82
▶ 400m	3	Amy DELGADO	SO-2	58.48	2/4	16	2.30	18.30
▶ 400m	7	Nicole GIAQUINTO	FR-1	59.24	2/4	8	1.63	9.63
▶ 400m	9	Heather MCCARTHY	SR-4	1:00.89	2/11	6	0.62	6.62
▶ 400m	16	Jenna LAPACHINSKI	JR-3	1:02.88	2/4	0.8	0.01	0.81
▶ 400m	18	Jayson-Ann WRIGHT	JR-3	1:03.33	1/22	0.6	0.00	0.60
▶ 800m	2	Haley CATARIUS	SR-4	2:11.91	2/4	18	4.20	22.20
▶ 800m	10	Jayson-Ann WRIGHT	JR-3	2:23.40	1/28	5	0.51	5.51
▶ 800m	11	Lyra CLARK	JR-3	2:23.47	1/22	4	0.49	4.49
▶ 800m	15	Kelly WALTON	FR-1	2:26.93	1/23	0.9	0.00	0.90
▶ Mile	2	Lyra CLARK	JR-3	5:05.32	1/28	18	3.63	21.63
▶ Mile	10	Kelly WALTON	FR-1	5:19.73	1/28	5	0.61	5.61
▶ Mile	14	Nicole SKOTZ	FR-1	5:24.31	1/28	1	0.24	1.24
▶ Mile	16	Sarah BONOMO	JR-3	5:25.49	2/4	0.8	0.15	0.95
▶ 5000	6	Sarah BONOMO	JR-3	18:37.93	1/28	10	1.25	11.25
▶ H60m	3	Lauren RAIMONDI	JR-3	9.07	12/4	16	2.36	18.36
▶ H60m	4	Ashley ZIELINSKI	SO-2	9.14	12/11	14	2.08	16.08
▶ H60m	10	Eunice DELICE	JR-3	9.76	2/11	5	0.55	5.55
▶ 4x400	1	Cunningham, Delgado, Catarius, Giaquinto		3:50.24	2/11	20	4.57	24.57
▶ DMR	2	Catarius, Delgado, Walton, Clark		11:54.79	2/11	18	4.25	22.25
▶ HJ	4	Lauren RAIMONDI	JR-3	1.57m	5-1½	14	2.09	16.09
▶ HJ	11	Heather MCCARTHY	SR-4	1.45m	4-9	4	0.81	4.81
▶ PV	1	Chrissy SILVAR	SO-2	3.38m	11-1	20	4.88	24.88
▶ LJ	3	Cachet CHESSON	SO-2	5.26m	17-3¾	16	2.17	18.17
▶ LJ	9	Heather MCCARTHY	SR-4	4.97m	16-3¾	6	0.44	6.44
▶ TJ	9	Heather MCCARTHY	SR-4	10.24m	33-7½	6	0.61	6.61
▶ SP	1	Jacqui BARRETT	SR-4	14.77m	48-5½	20	6.40	26.40

▶ SP	3	Robyn CIRIELLO	FR-1	11.79m	38-8¼	1/15	16	1.78	17.78
▶ SP	4	Bethany STAITI	JR-3	11.78m	38-7¾	12/11	14	1.77	15.77
Team Total								475.66	

3



Stonehill
Northeast-10 Conference

unch
72


Event	Rank	Athlete	Yr	Mark	Date	Pl. Pts.	Bonus	TOTAL
▶ 60m	9	Olivia DYSON	FR-1	8.17	2/11	6	0.56	6.56
▶ 400m	10	Christen CARRIER	SO-2	1:01.08	2/4	5	0.53	5.53
▶ 400m	12	Kathryn O'LEARY	SR-4	1:01.57	2/4	3	0.38	3.38
▶ 400m	17	Danielle WHEELER	JR-3	1:03.31	1/28	0.7	0.00	0.70
▶ 800m	4	Lindsay PINKHAM	JR-3	2:19.43	2/11	14	1.50	15.50
▶ 800m	6	Susan O'CONNELL	SO-2	2:19.90	2/11	10	1.38	11.38
▶ 800m	12	Erin CARMONE	FR-1	2:25.35	2/4	3	0.19	3.19
▶ Mile	4	Jill ALVES	SO-2	5:13.64	1/28	14	1.68	15.68
▶ Mile	6	Lynley JOYNT	FR-1	5:15.45	2/4	10	1.27	11.27
▶ Mile	7	Erin CARMONE	FR-1	5:16.13	1/22	8	1.15	9.15
▶ Mile	8	Kristen VEIT	FR-1	5:16.96	2/11	7	1.02	8.02
▶ Mile	12	Jess JARRARD	FR-1	5:21.52	2/4	3	0.44	3.44
▶ 5000	2	Erin CARMONE	FR-1	18:05.48	2/11	18	2.62	20.62
▶ 5000	3	Jess JARRARD	FR-1	18:05.75	2/11	16	2.61	18.61
▶ 5000	5	Lynley JOYNT	FR-1	18:29.31	2/11	12	1.56	13.56
▶ 5000	8	Kristen MAHONEY	SO-2	18:46.34	2/4	7	0.96	7.96
▶ 5000	10	Kristen VEIT	FR-1	19:12.19	1/22	5	0.32	5.32
▶ 5000	11	Jill ALVES	SO-2	19:12.49	1/22	4	0.32	4.32
▶ 5000	12	Caroline MCBRIDE	FR-1	19:13.78	1/22	3	0.29	3.29
▶ 5000	17	Stephanie WILSON	FR-1	19:35.51	1/22	0.7	0.00	0.70
▶ H60m	6	Katie BERNAZANI	FR-1	9.28	2/4	10	1.69	11.69
▶ H60m	8	Sarah BURKE	FR-1	9.62	2/4	7	0.83	7.83
▶ H60m	14	Vlada SHELKOVA	SO-2	10.13	2/4	1	0.11	1.11
▶ 4x400	3	Wheeler, O'Connell, O'Leary, Carrier		4:02.61	2/11	16	2.99	18.99
▶ DMR	3	Alves, Carrier, Pinkham, Carmone		12:17.16	2/4	16	3.37	19.37
▶ HJ	7	Olivia DYSON	FR-1	1.50m	4-11	8	1.22	9.22
▶ HJ	10	Carola MELENDEZ-RIOS	FR-1	1.47m	4-9¾	5	0.94	5.94
▶ HJ	13	Maura FERRARINI	SO-2	1.35m	4-5	2	0.15	2.15
▶ HJ	14	Vlada SHELKOVA	SO-2	1.34m	4-4¾	1	0.09	1.09
▶ LJ	8	Vlada SHELKOVA	SO-2	5.01m	16-5½	7	0.66	7.66
▶ TJ	14	Vlada SHELKOVA	SO-2	9.97m	32-8½	1	0.15	1.15
▶ TJ	15	Katie BERNAZANI	FR-1	9.90m	32-5¾	0.9	0.05	0.95
▶ SP	9	Erica INSEL	SO-2	10.81m	35-5¾	6	0.69	6.69
▶ WT	5	Meghan ROCHA	SR-4	12.44m	40-9¾	12	1.02	13.02
▶ PENT	1	Vlada SHELKOVA	SO-2	2,750		20	10.00	30.00
Team Total								307.31





2010 Indoor, Week #3

Only those regionally ranked in top 20 are shown

WOMEN - East

4		 New Haven		Northeast-10 Conference		unch		32		
Event	Rank	Athlete	Yr	Mark	Date	Pl. Pts.	Bonus	TOTAL		
▶ 60m	1	Shannon GAGNE	JR-3	7.67	2/11	20	4.42	24.42		
▶ 60m	14	Alissa HOWELL	FR-1	8.28	12/10	1	0.24	1.24		
▶ 60m	19	Calista HUTCHINSON	SO-2	8.46	12/10	0.5	0.00	0.50		
▶ 200m	1	Shannon GAGNE	JR-3	24.27	2/4	20	5.72	25.72		
▶ 200m	17	Alissa HOWELL	FR-1	27.44	1/28	0.7	0.00	0.70		
▶ 400m	1	Shannon GAGNE	JR-3	56.26	2/4	20	4.49	24.49		
▶ H60m	13	Alesha CHU FOO	SO-2	9.99	12/10	2	0.27	2.27		
▶ H60m	16	Meredith O'CONNOR	FR-1	10.23	12/10	0.8	0.00	0.80		
▶ H60m	17	Mara SPELICK	FR-1	10.26	1/14	0.7	0.00	0.70		
▶ 4x400	5	Gagne, Hutchinson, Howell, Brennick		4:15.12	2/11	12	1.90	13.90		
▶ DMR	5	Tempesta, Stasulli, Faria, DiMitruck		13:12.75	2/4	12	1.91	13.91		
▶ HJ	5	Calista HUTCHINSON	SO-2	1.55m	5-1	12	1.84	13.84		
▶ PV	12	Shannon HALL	FR-1	2.15m	7-½	3	0.00	3.00		
▶ LJ	1	Shannon GAGNE	JR-3	5.61m	18-5	20	4.99	24.99		
▶ LJ	5	Alissa HOWELL	FR-1	5.19m	17-½	12	1.65	13.65		
▶ LJ	12	Alesha CHU FOO	SO-2	4.93m	16-2¼	3	0.30	3.30		
▶ LJ	16	Calista HUTCHINSON	SO-2	4.83m	15-10¼	2/4	0.8	0.02	0.82	
▶ TJ	6	Alissa HOWELL	FR-1	10.35m	33-11½	1/14	10	0.94	10.94	
▶ TJ	10	Alesha CHU FOO	SO-2	10.17m	33-4¼	12/10	5	0.46	5.46	
▶ TJ	11	Calista HUTCHINSON	SO-2	10.08m	33-1	12/4	4	0.33	4.33	
▶ SP	5	Shraya MANICK	FR-1	11.72m	38-5½	12/4	12	1.67	13.67	
▶ WT	3	Shraya MANICK	FR-1	15.15m	49-8½	2/4	16	3.30	19.30	
Team Total								223.73		

5		 American International		Northeast-10 Conference		unch		41		
Event	Rank	Athlete	Yr	Mark	Date	Pl. Pts.	Bonus	TOTAL		
▶ 60m	12	Olivia THIBOU	SR-4	8.26	1/22	3	0.30	3.30		
▶ 60m	19	Ashley AUPONT	FR-1	8.46	12/4	0.5	0.00	0.50		
▶ 200m	2	Starr NATHAN	FR-1	25.82	1/28	18	1.76	19.76		
▶ 400m	4	Starr NATHAN	FR-1	59.01	1/28	14	1.80	15.80		
▶ 800m	16	Julie COLLIGNON	SO-2	2:27.03	12/11	0.8	0.00	0.80		
▶ Mile	9	Julie COLLIGNON	SO-2	5:17.97	12/4	6	0.87	6.87		
▶ H60m	7	Ashley AUPONT	FR-1	9.35	1/22	8	1.51	9.51		
▶ HJ	1	Ashley AUPONT	FR-1	1.62m	5-3¾	12/4	20	2.91	22.91	
▶ PV	11	Kimmie STEINER	SO-2	2.44m	8-0	2/5	4	0.00	4.00	
▶ LJ	3	Starr NATHAN	FR-1	5.26m	17-3¼	12/11	16	2.17	18.17	
▶ LJ	7	Olivia THIBOU	SR-4	5.02m	16-5¼	1/8	8	0.72	8.72	
▶ TJ	1	Olivia THIBOU	SR-4	11.47m	37-7¼	2/11	20	5.48	25.48	
▶ TJ	18	Darsell SPRINGER	FR-1	9.70m	31-10	1/22	0.6	0.00	0.60	
▶ SP	2	Sanya FOSTER	FR-1	11.92m	39-1¼	2/5	18	1.98	19.98	
▶ SP	12	Lashelle BUNION	SO-2	10.35m	33-11½	2/5	3	0.43	3.43	
▶ SP	17	Bidemi BALOGUN	SO-2	9.27m	30-5	1/22	0.7	0.00	0.70	
▶ WT	1	Bidemi BALOGUN	SO-2	18.22m	59-9¼	2/11	20	6.78	26.78	
▶ WT	8	Lashelle BUNION	SO-2	11.32m	37-1¼	2/5	7	0.09	7.09	
▶ WT	9	Sanya FOSTER	FR-1	11.04m	36-2¼	12/4	6	0.00	6.00	
Team Total								201.08		

6		 Georgian Court		Central Atlantic Collegiate Conference		▲		2		
Event	Rank	Athlete	Yr	Mark	Date	Pl. Pts.	Bonus	TOTAL		
▶ 60m	15	Lauren CALOREL	FR-1	8.31	2/11	0.9	0.15	1.05		
▶ 60m	18	Erin FRYE	FR-1	8.41	1/22	0.6	0.00	0.60		
▶ 400m	15	Justine ELARDO	FR-1	1:02.30	12/4	0.9	0.17	1.07		
▶ 5000	9	Justine BERGER	FR-1	18:47.90	2/11	6	0.90	6.90		
▶ H60m	2	Justine ELARDO	FR-1	8.77	2/11	18	3.60	21.60		
▶ 4x400	6	Calorel, Elardo, Parato, Belcher		4:20.80	2/11	10	1.47	11.47		
▶ DMR	8	Belcher, Burrell, Parato, Gallant		14:36.08	2/11	7	0.17	7.17		
▶ HJ	2	Mary SANCILIO	FR-1	1.60m	5-3	1/22	18	2.55	20.55	
▶ HJ	2	Lauren CALOREL	FR-1	1.60m	5-3	1/22	18	2.55	20.55	
▶ PV	5	Skye THOMPSON	FR-1	2.90m	9-6¼	2/11	12	1.27	13.27	
▶ TJ	16	Skye THOMPSON	FR-1	9.82m	32-2¼	2/11	0.8	0.00	0.80	
▶ SP	5	Kiara THOMPSON	SO-2	11.72m	38-5½	1/22	12	1.67	13.67	
▶ SP	7	Alyssa HUDGINS	FR-1	11.44m	37-6¼	1/22	8	1.35	9.35	
Team Total								129.41		



2010 Indoor, Week #3

Only those regionally ranked in top 20 are shown

WOMEN - East

7 Saint Rose ▼ 1									
Northeast-10 Conference									
Event	Rank	Athlete	Yr	Mark	Date	Pl. Pts.	Bonus	TOTAL	
▶ 200m	19	Ann PALMER	SR-4	27.66	2/5	0.5	0.00	0.50	
▶ 400m	14	Katie ROSSETTINI	SR-4	1:02.27	2/5	1	0.18	1.18	
▶ 800m	14	Ashley JACKMAN	SO-2	2:25.49	1/22	1	0.17	1.17	
▶ Mile	19	Kaitlyn DIBELLO	FR-1	5:26.43	2/5	0.5	0.08	0.58	
▶ 5000	14	Melissa BREDICE	SR-4	19:19.89	2/5	1	0.19	1.19	
▶ 5000	15	Emma COHEN	FR-1	19:23.25	1/22	0.9	0.14	1.04	
▶ 5000	16	Elizabeth DALIA	FR-1	19:23.99	2/5	0.8	0.12	0.92	
▶ 5000	20	Meaghan LUCIE	JR-3	20:11.68	1/22	0.45	0.00	0.45	
▶ H60m	9	Cathleen GREEN	FR-1	9.71	2/5	6	0.61	6.61	
▶ 4x400	7	Jackman, Norris, Hilton, Geitz		4:21.69	1/22	8	1.41	9.41	
▶ DMR	6	Rossetini, Welch, Giampaglia, DiBello		13:29.75	1/22	10	1.52	11.52	
▶ HJ	7	Allison VOGELIEN	JR-3	1.50m	4-11	1/8	8	1.22	9.22
▶ PV	7	Heather RILEY	SO-2	2.75m	9-¾	1/22	8	0.20	8.20
▶ PV	9	Ashley JACKMAN	SO-2	2.45m	8-½	2/5	6	0.00	6.00
▶ LJ	10	Heather RILEY	SO-2	4.94m	16-2½	1/15	5	0.33	5.33
▶ LJ	10	Ann PALMER	SR-4	4.94m	16-2½	2/5	5	0.33	5.33
▶ LJ	13	Cathleen GREEN	FR-1	4.89m	16-½	1/15	2	0.19	2.19
▶ LJ	18	Jaclynn GEITZ	FR-1	4.77m	15-7¾	2/5	0.6	0.00	0.60
▶ LJ	19	Sarah HILTON	SO-2	4.74m	15-6¾	2/5	0.5	0.00	0.50
▶ TJ	8	Heather RILEY	SO-2	10.32m	33-10¾	2/5	7	0.85	7.85
▶ TJ	11	Cathleen GREEN	FR-1	10.08m	33-1	2/5	4	0.33	4.33
▶ TJ	13	Allison VOGELIEN	JR-3	10.00m	32-9¾	1/15	2	0.20	2.20
▶ TJ	19	Jacquelyn ST. JOHN	FR-1	9.16m	30-¾	2/5	0.5	0.00	0.50
▶ TJ	20	Christine BAUMEISTER	FR-1	8.73m	28-7¾	1/22	0.45	0.00	0.45
▶ SP	14	Brytnee PARRIS	FR-1	9.70m	31-10	1/15	1	0.06	1.06
▶ SP	18	Briana DELBENE	FR-1	9.20m	30-2¾	2/5	0.6	0.00	0.60
▶ WT	7	Briana DELBENE	FR-1	11.87m	38-11½	2/5	8	0.55	8.55
▶ WT	10	Brytnee PARRIS	FR-1	9.22m	30-3	1/15	5	0.00	5.00
Team Total								103.91	

8 Adelphi ▼ 1									
Northeast-10 Conference									
Event	Rank	Athlete	Yr	Mark	Date	Pl. Pts.	Bonus	TOTAL	
▶ 400m	13	Monica MARTINEZ	FR-1	1:01.77	2/4	2	0.33	2.33	
▶ 800m	3	Danielle LYONS	JR-3	2:15.72	2/4	16	2.65	18.65	
▶ 800m	7	Emily MOORE	SO-2	2:19.94	2/4	8	1.37	9.37	
▶ Mile	5	Danielle LYONS	JR-3	5:13.73	1/21	12	1.66	13.66	
▶ Mile	13	Gina CRISTALDI	FR-1	5:22.64	1/21	2	0.36	2.36	
▶ 5000	4	Danielle MATTEO	SR-4	18:26.12	2/4	14	1.67	15.67	
▶ H60m	12	Rosie VASSILATOS	FR-1	9.94	1/21	3	0.33	3.33	
▶ 4x400	4	Martinez, Lyons, Moore, Vassilatos		4:09.99	2/4	14	2.30	16.30	
▶ DMR	4	Maniguet, Martinez, Moore, Lyons		12:18.36	2/4	14	3.33	17.33	
Team Total								99.89	

9 Bentley unch									
Northeast-10 Conference									
Event	Rank	Athlete	Yr	Mark	Date	Pl. Pts.	Bonus	TOTAL	
▶ 60m	17	Kasey CONWAY	SR-4	8.37	12/11	0.7	0.00	0.70	
▶ 200m	16	Monika CZURYLO	SR-4	27.33	2/11	0.8	0.00	0.80	
▶ 400m	5	Amy VARSELL	FR-1	59.07	2/11	12	1.74	13.74	
▶ 400m	19	Andrea CROWLEY	FR-1	1:03.41	2/11	0.5	0.00	0.50	
▶ 800m	5	Caitlin FAHEY	FR-1	2:19.62	2/11	12	1.45	13.45	
▶ 800m	13	Amy VARSELL	FR-1	2:25.37	2/4	2	0.19	2.19	
▶ 800m	17	Barbara POWELL	SR-4	2:27.19	2/11	0.7	0.00	0.70	
▶ 800m	19	Melissa KIMBALL	FR-1	2:27.80	1/28	0.5	0.00	0.50	
▶ 800m	20	Maddy MCDONNELL	SO-2	2:28.11	2/11	0.45	0.00	0.45	
▶ Mile	15	Barbara POWELL	SR-4	5:24.34	12/4	0.9	0.23	1.13	
▶ Mile	17	Brittany RODERMAN	SO-2	5:25.87	2/11	0.7	0.12	0.82	
▶ Mile	20	Frannie KLOZA	JR-3	5:27.22	2/11	0.45	0.03	0.48	
▶ 5000	13	Lauren LESNIAK	JR-3	19:16.09	12/11	2	0.26	2.26	
▶ H60m	15	Corinne FLIEGER	JR-3	10.22	1/23	0.9	0.01	0.91	
▶ 4x400	8	Crowley, VanDam, Kennedy, Varsell		4:23.17	12/4	7	1.30	8.30	
▶ LJ	14	Keisha JOHNSON	SO-2	4.87m	15-11¾	1	0.14	1.14	
▶ LJ	20	Andrea CROWLEY	FR-1	4.71m	15-5¾	0.45	0.00	0.45	
▶ TJ	4	Keisha JOHNSON	SO-2	10.63m	34-10¾	1/28	1.80	15.80	
Team Total								66.28	



2010 Indoor, Week #3

Only those regionally ranked in top 20 are shown

WOMEN - East

10



Assumption

Northeast-10 Conference

unch

Event	Rank	Athlete	Yr	Mark	Date	Pl. Pts.	Bonus	TOTAL	
▶ 800m	8	Molly KESSLER	FR-1	2:22.69	1/28	7	0.68	7.68	
▶ H60m	11	Liliana JORGE	FR-1	9.88	2/5	4	0.40	4.40	
▶ 4x400	9	Chirichetti, Penta, Paulin, Jorge		4:56.41	1/28	6	0.09	6.09	
▶ HJ	12	Caitlin PAULIN	FR-1	1.41m	4-7½	1/22	3	0.55	3.55
▶ SP	10	Jenna MURPHY	SO-2	10.69m	35-1	1/28	5	0.62	5.62
▶ SP	15	Emily CARR	SO-2	9.58m	31-5¼	2/5	0.9	0.00	0.90
▶ SP	20	Shauna DICECCA	SR-4	9.10m	29-10¼	1/28	0.45	0.00	0.45

Team Total 29.58

11



Molloy

East Coast Conference

▲ 1

Event	Rank	Athlete	Yr	Mark	Date	Pl. Pts.	Bonus	TOTAL	
▶ LJ	17	Cassandra BEGGEN	FR-1	4.82m	15-9¼	2/11	0.7	0.00	0.70
▶ TJ	5	Atinuke ADEBOWALE	FR-1	10.50m	34-5½	2/11	12	1.40	13.40
▶ TJ	7	Cassandra BEGGEN	FR-1	10.34m	33-11¼	1/7	8	0.91	8.91
▶ SP	16	Christina IMBERT	FR-1	9.47m	31-1	1/7	0.8	0.00	0.80

Team Total 24.21

12



St. Thomas Aquinas

East Coast Conference

▼ 1

Event	Rank	Athlete	Yr	Mark	Date	Pl. Pts.	Bonus	TOTAL	
▶ H60m	19	Kelsey SCARDERA	FR-1	10.46	12/4	0.5	0.00	0.50	
▶ DMR	7	Callagy, Gibson, Brevogel, Klinger		13:52.95	1/21	8	1.02	9.02	
▶ SP	8	Jeanette GIBSON	SR-4	10.96m	35-11¼	1/28	7	0.83	7.83

Team Total 17.36

13



Mercy

East Coast Conference

unch

Event	Rank	Athlete	Yr	Mark	Date	Pl. Pts.	Bonus	TOTAL	
▶ LJ	14	Sasha ATKINS	SR-4	4.87m	15-11¼	12/3	1	0.14	1.14
▶ SP	13	Sasha ATKINS	SR-4	10.09m	33-1¼	12/3	2	0.28	2.28

Team Total 3.41

14



Queens (N.Y.)

East Coast Conference

unch

Event	Rank	Athlete	Yr	Mark	Date	Pl. Pts.	Bonus	TOTAL	
▶ 60m	16	Nedinma JIBUIKE-BLOUNT	FR-1	8.35	2/6	0.8	0.04	0.84	
▶ 5000	19	Indira AVILA	SO-2	19:54.19	1/15	0.5	0.00	0.50	
▶ SP	19	Daniela FUSCHETTO	SO-2	9.17m	30-1	1/15	0.5	0.00	0.50

Team Total 2.44



2010 Indoor, Week #3

Only those regionally ranked in top 20 are shown

WOMEN - Midwest

Grand Valley State

Great Lakes Intercollegiate Athletic Conference **2**

Event	Rank	Athlete	Yr	Mark	Date	Pl. Pts.	Bonus	TOTAL
▶ 60m	2	Serena BLACK	SO-2	7.80	12/16	18	3.03	21.03
▶ 60m	3	Candice WHEAT	SR-4	7.88	2/4	16	1.91	17.91
▶ 200m	3	Candice WHEAT	SR-4	25.49	1/6	16	2.43	18.43
▶ 200m	5	Kayla VALLAR	JR-3	25.72	2/4	12	1.44	13.44
▶ 200m	11	Serena BLACK	SO-2	25.97	12/16	4	0.69	4.69
▶ 200m	15	Chanelle CALDWELL	SO-2	26.08	1/14	0.9	0.38	1.28
▶ 200m	16	Jade HULL	SO-2	26.24	2/11	0.8	0.09	0.89
▶ 400m	2	Kayla VALLAR	JR-3	55.88	1/28	18	3.42	21.42
▶ 400m	3	Chanelle CALDWELL	SO-2	56.58	1/28	16	2.63	18.63
▶ 400m	5	Candice WHEAT	SR-4	58.00	1/21	12	1.38	13.38
▶ 400m	10	Kirsten NOZIME	SR-4	58.89	2/11	5	0.75	5.75
▶ 400m	13	Stephanie OSTRENGA	SR-4	59.69	1/28	2	0.30	2.30
▶ 400m	15	Danielle FONSECA	SR-4	1:00.05	1/21	0.9	0.17	1.07
▶ 800m	2	Chanelle CALDWELL	SO-2	2:10.86	2/11	18	3.35	21.35
▶ 800m	4	Lauren BERGSTROM	SR-4	2:13.33	2/11	14	1.94	15.94
▶ 800m	5	Monica KINNEY	SO-2	2:14.09	1/21	12	1.63	13.63
▶ 800m	8	Karie MCDONALD	SO-2	2:16.14	1/21	7	0.88	7.88
▶ 800m	11	Ashley BOTHAM	FR-1	2:17.45	1/21	4	0.41	4.41
▶ 800m	12	Kaleigh CARLSON	FR-1	2:17.63	2/11	3	0.37	3.37
▶ 800m	14	Stephanie OSTRENGA	SR-4	2:18.32	2/11	1	0.24	1.24
▶ 800m	15	Katie ALFREDSON	SR-4	2:18.40	2/11	0.9	0.23	1.13
▶ 800m	20	Lori BURGESS	JR-3	2:20.37	1/21	0.45	0.00	0.45
▶ Mile	2	Monica KINNEY	SO-2	4:53.64	2/11	18	3.28	21.28
▶ Mile	3	Karie MCDONALD	SO-2	4:54.60	2/11	16	3.00	19.00
▶ Mile	5	Lauren BERGSTROM	SR-4	5:01.76	1/28	12	1.32	13.32
▶ Mile	6	Ashley BOTHAM	FR-1	5:01.96	2/11	10	1.28	11.28
▶ Mile	9	Julia NOWAK	FR-1	5:03.67	1/28	6	0.96	6.96
▶ Mile	12	Shaylee VANDERBAAN	SO-2	5:06.60	1/28	3	0.42	3.42
▶ Mile	13	Megan MACERATINI	JR-3	5:06.92	1/28	2	0.39	2.39
▶ Mile	14	Amy KOLIN	JR-3	5:08.05	1/28	1	0.28	1.28
▶ Mile	18	Kaleigh CARLSON	FR-1	5:09.72	1/28	0.6	0.13	0.73
▶ Mile	20	Lynsey ARDINGO	SR-4	5:11.10	1/28	0.45	0.01	0.46
▶ 5000	2	Megan MACERATINI	JR-3	16:57.69	2/11	18	2.75	20.75
▶ 5000	4	Amy KOLIN	JR-3	17:07.07	2/11	14	2.07	16.07
▶ 5000	5	Monica KINNEY	SO-2	17:10.19	12/16	12	1.85	13.85
▶ 5000	7	Shaylee VANDERBAAN	SO-2	17:16.53	2/11	8	1.46	9.46
▶ 5000	8	Eileen CREUTZ	JR-3	17:25.58	12/16	7	1.03	8.03
▶ 5000	9	Julia NOWAK	FR-1	17:26.59	2/11	6	0.98	6.98
▶ 5000	11	Jessie VICKERS	SO-2	17:32.39	12/16	4	0.71	4.71
▶ 5000	12	Lynsey ARDINGO	SR-4	17:35.88	2/11	3	0.55	3.55
▶ 5000	14	Karie MCDONALD	SO-2	17:49.03	12/16	1	0.24	1.24
▶ 5000	16	Theresa WOLTER	FR-1	17:57.26	12/16	0.8	0.06	0.86

▶ 5000	18	Megan CARTER	SO-2	18:02.62	2/11	0.6	0.00	0.60	
▶ 5000	20	Sara PARKS	SO-2	18:08.11	2/11	0.45	0.00	0.45	
▶ H60m	2	Candice WHEAT	SR-4	8.63	2/4	18	3.77	21.77	
▶ H60m	3	Jade HULL	SO-2	8.89	1/28	16	2.14	18.14	
▶ H60m	4	Danielle FONSECA	SR-4	8.96	2/11	14	1.72	15.72	
▶ H60m	9	Amber TRINER	JR-3	9.21	1/14	6	0.71	6.71	
▶ H60m	10	Jocelyn KUKSA	SO-2	9.23	2/4	5	0.63	5.63	
▶ H60m	12	Kirsten NOZIME	SR-4	9.33	12/16	3	0.32	3.32	
▶ 4x400	1	Caldwell, Vallar, Fonseca, Hull		3:45.66	2/11	20	5.69	25.69	
▶ DMR	1	Bergstrom, Vallar, Botham, McDonald		11:49.90	2/4	20	4.91	24.91	
▶ HJ	3	Maegan DOYEN	SR-4	1.72m	5-7½	1/14	16	2.47	18.47
▶ HJ	6	Jennifer FULLER	FR-1	1.67m	5-5½	1/6	10	1.27	11.27
▶ PV	2	Jocelyn KUKSA	SO-2	3.75m	12-3½	1/14	18	3.35	21.35
▶ PV	4	Emily MCKERCHIE	SO-2	3.60m	11-9%	2/11	14	2.21	16.21
▶ PV	4	Christi KETTLEHUT	Senior	3.60m	11-9%	1/14	14	2.21	16.21
▶ PV	9	Amy REYNOLDS	FR-1	3.30m	10-10	2/11	6	0.63	6.63
▶ SP	3	Lauren BURESH	SO-2	14.14m	46-4%	12/16	16	2.50	18.50
▶ SP	4	Emily FOX	SR-4	13.99m	45-10%	2/11	14	2.22	16.22
▶ SP	6	Sam LOCKHART	FR-1	13.62m	44-8%	1/14	10	1.73	11.73
▶ WT	3	Liz MURPHY	FR-1	18.27m	59-11½	2/11	16	2.75	18.75
▶ WT	13	Jamie SMITH	FR-1	15.33m	50-3½	1/28	2	0.12	2.12
▶ WT	15	Lauren BURESH	SO-2	15.21m	49-11	1/14	0.9	0.04	0.94
▶ WT	16	Katelyn FOX	FR-1	14.94m	49-¾	1/14	0.8	0.00	0.80
▶ PENT	5	Jennifer FULLER	FR-1	3,007		1/6	12	1.43	13.43
▶ PENT	7	Jocelyn KUKSA	SO-2	2,912		2/4	8	0.94	8.94
▶ PENT	10	Stephanie MCCARTHY	SR-4	2,827		12/16	5	0.59	5.59
▶ PENT	15	Kristen PATCHEL	FR-1	2,597		12/16	0.9	0.00	0.90
▶ PENT	19	Emily MCKERCHIE	SO-2	2,436		1/6	0.5	0.00	0.50

Team Total 690.73



2010 Indoor, Week #3

Only those regionally ranked in top 20 are shown

WOMEN - Midwest

2



Ashland

Great Lakes Intercollegiate Athletic Conference 3

Event	Rank	Athlete	Yr	Mark	Date	Pl. Pts.	Bonus	TOTAL	
▶ 60m	9	Karissa DALESSANDRO	FR-1	7.95	2/11	6	0.95	6.95	
▶ 60m	20	Yvonne HENRY	FR-1	8.07	1/28	0.45	0.05	0.50	
▶ 400m	1	Steph TINNEY	JR-3	55.87	1/28	20	3.43	23.43	
▶ 800m	6	Steph TINNEY	JR-3	2:14.69	2/4	10	1.41	11.41	
▶ Mile	16	Stephanie STOFFEL	FR-1	5:09.23	1/28	0.8	0.18	0.98	
▶ Mile	19	Leah ALLEN	JR-3	5:10.69	1/28	0.5	0.04	0.54	
▶ H60m	5	Karissa DALESSANDRO	FR-1	9.01	12/10	12	1.49	13.49	
▶ H60m	7	Lisa ROTH	JR-3	9.19	2/11	8	0.78	8.78	
▶ H60m	15	Kendra BASSITT	FR-1	9.46	1/21	0.9	0.08	0.98	
▶ 4x400	3	Roth, Carrier, Trucco, Tinney		3:57.71	12/10	16	2.72	18.72	
▶ DMR	4	Allen, Dalessandro, Tinney, Stoffel		12:12.13	2/4	14	2.56	16.56	
▶ HJ	1	Abby KACSANDI	JR-3	1.78m	5-10	12/10	20	4.29	24.29
▶ HJ	8	Lauren PIPER	FR-1	1.64m	5-4½	12/10	7	0.65	7.65
▶ HJ	16	Cheryl BOURNE	SO-2	1.59m	5-2½	2/11	0.8	0.00	0.80
▶ LJ	3	Lisa ROTH	JR-3	5.46m	17-11	2/4	16	3.07	19.07
▶ LJ	6	Cheryl BOURNE	SO-2	5.27m	17-3½	12/3	10	1.05	11.05
▶ LJ	7	Ana KIDDER	SO-2	5.26m	17-3½	1/21	8	0.96	8.96
▶ LJ	12	Abby KACSANDI	JR-3	5.18m	17-0	1/21	3	0.29	3.29
▶ LJ	19	Lauren PIPER	FR-1	5.04m	16-6½	2/11	0.5	0.00	0.50
▶ TJ	2	Abby KACSANDI	JR-3	11.04m	36-2½	1/28	18	3.37	21.37
▶ TJ	5	Cheryl BOURNE	SO-2	10.68m	35-½	1/28	12	1.61	13.61
▶ TJ	14	Lisa ROTH	JR-3	10.20m	33-5½	12/3	1	0.18	1.18
▶ SP	1	Kelly ASH	SO-2	15.28m	50-1½	2/11	20	4.68	24.68
▶ SP	7	Tara COOPER	JR-3	13.09m	42-11½	1/28	8	1.02	9.02
▶ SP	10	Abby KACSANDI	JR-3	12.44m	40-9½	2/11	5	0.49	5.49
▶ SP	16	Lisa ROTH	JR-3	11.45m	37-6½	2/11	0.8	0.00	0.80
▶ WT	1	Tara COOPER	JR-3	19.02m	62-5	2/11	20	4.00	24.00
▶ WT	2	Kelly ASH	SO-2	18.29m	60-¾	2/4	18	2.78	20.78
▶ WT	10	Katie SOPHER	JR-3	16.39m	53-9¼	2/11	5	0.76	5.76
▶ WT	14	Carrie LAUBENDER	JR-3	15.29m	50-2	12/10	1	0.09	1.09
▶ PENT	1	Lisa ROTH	JR-3	3,576		2/11	20	5.09	25.09
▶ PENT	2	Abby KACSANDI	JR-3	3,423		2/11	18	3.98	21.98
▶ PENT	3	Cheryl BOURNE	SO-2	3,250		2/11	16	2.73	18.73
▶ PENT	6	Kendra BASSITT	FR-1	2,942		2/4	10	1.10	11.10

Team Total 385.59

3



Hillsdale

Great Lakes Intercollegiate Athletic Conference 31

Event	Rank	Athlete	Yr	Mark	Date	Pl. Pts.	Bonus	TOTAL	
▶ 60m	1	Cathryn HUMPHRIES	FR-1	7.75	2/11	20	3.74	5.74	
▶ 60m	5	Jazmin WILLIAMS	SR-4	7.94	1/29	12	1.08	13.08	
▶ 60m	5	Circe CANSINO	JR-3	7.94	2/11	12	1.08	13.08	
▶ 60m	14	Kayla CALDWELL	FR-1	8.00	12/3	1	0.45	1.45	
▶ 60m	15	Erin BENJAMIN	FR-1	8.03	12/3	0.9	0.23	1.13	
▶ 60m	20	Marta SCHEIWE	JR-3	8.07	1/15	0.45	0.05	0.50	
▶ 200m	1	Cathryn HUMPHRIES	FR-1	25.34	2/11	20	3.08	23.08	
▶ 200m	4	Jazmin WILLIAMS	SR-4	25.53	1/29	14	2.25	16.25	
▶ 200m	13	Marta SCHEIWE	JR-3	26.02	2/4	2	0.55	2.55	
▶ 200m	16	Circe CANSINO	JR-3	26.24	2/11	0.8	0.09	0.89	
▶ 200m	19	Kayla CALDWELL	FR-1	26.33	2/11	0.5	0.00	0.50	
▶ 400m	4	Jazmin WILLIAMS	SR-4	57.23	2/11	14	1.94	15.94	
▶ 400m	8	Erin BENJAMIN	FR-1	58.80	2/11	7	0.81	7.81	
▶ 400m	9	Marta SCHEIWE	JR-3	58.85	2/11	6	0.77	6.77	
▶ 400m	16	Circe CANSINO	JR-3	1:00.09	2/4	0.8	0.16	0.96	
▶ 400m	19	Becky CAYWOOD	FR-1	1:00.19	2/11	0.5	0.13	0.63	
▶ 800m	3	Jennifer SHAFFER	SO-2	2:12.17	2/11	16	2.60	18.60	
▶ Mile	17	Erin BRUNKO	JR-3	5:09.59	12/3	0.7	0.14	0.84	
▶ 5000	15	Erin CVENGROS	SR-4	17:52.82	2/11	0.9	0.16	1.06	
▶ 5000	17	Ashley QUICK	JR-3	17:57.35	2/11	0.7	0.06	0.76	
▶ H60m	17	Kathryn HUNT	SR-4	9.49	12/3	0.7	0.03	0.73	
▶ 4x400	5	Williams, Benjamin, Wackernagel, Scheiwe		3:58.99	1/29	12	2.42	14.42	
▶ DMR	6	Brunko, Caywood, Shaffer, Cvengros		12:26.05	2/4	10	1.47	11.47	
▶ HJ	10	Adrianna YANCHO	FR-1	1.63m	5-4½	2/11	5	0.44	5.44
▶ HJ	10	Clara LEUTHEUSER	SO-2	1.63m	5-4½	2/11	5	0.44	5.44
▶ PV	1	Kayla CALDWELL	FR-1	3.81m	12-6	1/22	20	3.80	23.80
▶ PV	3	Chelsea WACKERNAGEL	JR-3	3.61m	11-10	1/22	16	2.29	18.29
▶ LJ	2	Circe CANSINO	JR-3	5.54m	18-2½	1/29	18	4.17	22.17
▶ LJ	4	Kathryn HUNT	SR-4	5.37m	17-7½	2/11	14	1.98	15.98
▶ LJ	9	Nichole YANCHO	SO-2	5.23m	17-2	1/22	6	0.68	6.68
▶ TJ	4	Kelsey SCHULER	JR-3	10.80m	35-5½	1/22	14	2.10	16.10
▶ TJ	17	Becky CAYWOOD	FR-1	10.17m	33-4½	2/11	0.7	0.13	0.83
▶ SP	12	Kathy DIRKSEN	SO-2	12.15m	39-10½	2/4	3	0.28	3.28
▶ WT	6	Kathy DIRKSEN	SO-2	17.18m	56-4½	1/15	10	1.39	11.39
▶ WT	9	Anna LEUTHEUSER	SR-4	16.75m	54-11½	12/3	6	0.98	6.98
▶ WT	19	Catherine NASS	FR-1	14.65m	48-¾	2/4	0.5	0.00	0.50
▶ PENT	8	Kathryn HUNT	SR-4	2,890		2/4	7	0.83	7.83

Team Total 305.95

**2010 Indoor, Week #3**

Only those regionally ranked in top 20 are shown

WOMEN - Midwest**4****Lewis**

Great Lakes Valley Conference

unch**35**

Event	Rank	Athlete	Yr	Mark	Date	Pl. Pts.	Bonus	TOTAL
▶ 60m	3	Ashley BUTLER	SR-4	7.88	2/11	16	1.91	17.91
▶ 60m	5	Kayla MURPHY	SO-2	7.94	1/15	12	1.08	13.08
▶ 200m	8	Kayla MURPHY	SO-2	25.87	2/4	7	0.97	7.97
▶ 200m	14	Kamille FERGUSON	FR-1	26.04	1/29	1	0.49	1.49
▶ 200m	18	Ashley BUTLER	SR-4	26.31	2/4	0.6	0.00	0.60
▶ 400m	18	Christine KUSTRA	SR-4	1:00.15	2/4	0.6	0.14	0.74
▶ 800m	7	Julie JARRETT	SO-2	2:15.77	1/15	8	1.01	9.01
▶ 800m	10	Kathryn HAGUE	JR-3	2:16.85	1/15	5	0.62	5.62
▶ Mile	8	Kathryn HAGUE	JR-3	5:03.45	1/29	7	1.00	8.00
▶ Mile	10	Julie JARRETT	SO-2	5:04.09	2/4	5	0.88	5.88
▶ 5000	6	Kathryn HAGUE	JR-3	17:15.49	12/16	10	1.51	11.51
▶ H60m	11	Christine KUSTRA	SR-4	9.24	2/11	4	0.59	4.59
▶ H60m	19	Kamille FERGUSON	FR-1	9.52	2/11	0.5	0.00	0.50
▶ 4x400	7	Kustra, Jarrett, Hague, Ferguson		4:05.81	1/29	8	1.29	9.29
▶ DMR	3	Jarrett, Ruff, Kustra, Hague		12:08.84	2/4	16	2.90	18.90
▶ HJ	2	Samantha LINCK	JR-3	1.75m	5-8½	18	3.38	21.38
▶ PV	15	Kayla MURPHY	SO-2	3.05m	10-0	0.9	0.00	0.90
▶ LJ	1	Ashley BUTLER	SR-4	5.55m	18-2½	20	4.31	24.31
▶ LJ	8	Christine KUSTRA	SR-4	5.25m	17-2¼	7	0.86	7.86
▶ TJ	3	Kelsey BOLAND	JR-3	10.87m	35-8	16	2.47	18.47
▶ TJ	10	Christine KUSTRA	SR-4	10.32m	33-10¼	5	0.40	5.40
▶ TJ	11	Karissa HOFFMAN	SO-2	10.31m	33-10	4	0.38	4.38
▶ PENT	14	Sarah SIELISCH	SO-2	2,630	12/16	1	0.07	1.07

Team Total**201.57****5****Northern Michigan**

Great Lakes Intercollegiate Athletic Conference

unch**58**

Event	Rank	Athlete	Yr	Mark	Date	Pl. Pts.	Bonus	TOTAL
▶ 60m	5	Catherine ANGELI	SO-2	7.94	2/4	12	1.08	13.08
▶ 60m	12	Brittnee BALBIERZ	JR-3	7.99	2/4	3	0.54	3.54
▶ 200m	7	Catherine ANGELI	SO-2	25.86	2/11	8	1.00	9.00
▶ 200m	20	Brittnee BALBIERZ	JR-3	26.37	2/4	0.45	0.00	0.45
▶ 800m	13	Maegan HENDERSHOT	SR-4	2:18.27	2/4	2	0.25	2.25
▶ H60m	8	Bailey FRANKLIN	SO-2	9.20	2/11	7	0.74	7.74
▶ H60m	14	Melissa CHRISTENSEN	SO-2	9.41	1/22	1	0.17	1.17
▶ HJ	10	Bailey FRANKLIN	SO-2	1.63m	5-4¼	5	0.44	5.44
▶ HJ	15	Kayleigh COULSON	FR-1	1.60m	5-3	0.9	0.06	0.96
▶ HJ	17	Brooke GRANQUIST	FR-1	1.58m	5-2¼	0.7	0.00	0.70
▶ PV	13	Karin DIEBOLD	SR-4	3.19m	10-5½	2	0.33	2.33
▶ PV	20	Jamie GOTSHALL	FR-1	3.04m	9-11¼	0.45	0.00	0.45
▶ LJ	5	Bailey FRANKLIN	SO-2	5.31m	17-5¼	12	1.42	13.42
▶ LJ	14	Melissa CHRISTENSEN	SO-2	5.17m	16-11¼	1	0.24	1.24
▶ LJ	19	Brooke GRANQUIST	FR-1	5.04m	16-6½	0.5	0.00	0.50
▶ TJ	1	Bailey FRANKLIN	SO-2	11.27m	36-11¼	20	4.58	24.58
▶ TJ	12	Melissa CHRISTENSEN	SO-2	10.26m	33-8	3	0.29	3.29
▶ SP	18	Mariah BEAMAN	FR-1	11.40m	37-5	0.6	0.00	0.60
▶ WT	5	Krista SQUIERS	SR-4	17.29m	56-8¼	12	1.52	13.52
▶ PENT	4	Bailey FRANKLIN	SO-2	3,136	2/4	14	2.08	16.08
▶ PENT	9	Brooke GRANQUIST	FR-1	2,872	2/11	6	0.74	6.74
▶ PENT	11	Melissa CHRISTENSEN	SO-2	2,685	2/4	4	0.22	4.22

Team Total**132.25**



2010 Indoor, Week #3

Only those regionally ranked in top 20 are shown

WOMEN - Midwest

6

Findlay

Great Lakes Intercollegiate Athletic Conference

19

Event	Rank	Athlete	Yr	Mark	Date	Pl. Pts.	Bonus	TOTAL	
▶ 60m	11	Raven CLAY	SO-2	7.96	1/28	4	0.81	4.81	
▶ 400m	14	Jhazmyn ANDERSON	FR-1	59.96	12/3	1	0.20	1.20	
▶ 800m	1	Stephanie CHARNIGO	SR-4	2:10.63	2/11	20	3.48	23.48	
▶ 800m	8	Lindsey SCHMITMEYER	JR-3	2:16.14	2/11	7	0.88	7.88	
▶ H60m	1	Raven CLAY	SO-2	8.43	2/4	20	5.08	25.08	
▶ H60m	13	Danae ROCKWELL	FR-1	9.37	1/28	2	0.25	2.25	
▶ 4x400	4	Charnigo, Clay, Anderson, Schmitmeyer		3:57.89	2/4	14	2.67	16.67	
▶ DMR	9	McHenry, Anderson, Sterling, Calvelage		12:53.66	1/28	6	0.24	6.24	
▶ HJ	17	Brittany THOMAS	FR-1	1.58m	5-2¼	2/4	0.7	0.00	0.70
▶ PV	7	Kelly BEAMER	SR-4	3.40m	11-1¼	2/4	8	1.11	9.11
▶ PV	15	Erin WRIGHT	SR-4	3.05m	10-0	12/3	0.9	0.00	0.90
▶ WT	4	Randi DEPP	JR-3	17.52m	57-5¼	2/4	14	1.79	15.79
▶ WT	12	Ashley JENNINGS	SR-4	15.95m	52-4	2/11	3	0.50	3.50
▶ PENT	18	Amy PAJICIC	SO-2	2,443	2/4	0.6	0.00	0.60	
Team Total								119.68	

7

Ferris State

Great Lakes Intercollegiate Athletic Conference

40

Event	Rank	Athlete	Yr	Mark	Date	Pl. Pts.	Bonus	TOTAL	
▶ 800m	16	Alyssa OSIKA	FR-1	2:18.60	2/4	0.8	0.19	0.99	
▶ 800m	19	Shelby JANUTOL	FR-1	2:18.95	2/11	0.5	0.13	0.63	
▶ Mile	4	Christina MUIR	JR-3	5:00.72	1/21	14	1.52	15.52	
▶ Mile	7	Alyssa OSIKA	FR-1	5:03.16	2/11	8	1.05	9.05	
▶ Mile	11	Shelby JANUTOL	FR-1	5:05.37	2/11	4	0.64	4.64	
▶ 5000	1	Christina MUIR	JR-3	16:51.11	2/11	20	3.24	23.24	
▶ 5000	10	Anna RUDD	FR-1	17:32.19	2/11	5	0.72	5.72	
▶ H60m	6	Emily CROSS	SR-4	9.03	2/11	10	1.41	11.41	
▶ 4x400	12	Janutol, Osika, McGuire, Creed		4:21.12	1/28	3	0.00	3.00	
▶ DMR	2	Janutol, Kaufman, Osika, Muir		12:03.62	2/4	18	3.44	21.44	
▶ HJ	13	Emily CROSS	SR-4	1.62m	5-3¼	1/21	2	0.27	2.27
▶ PV	15	Jessica SCHEWE	SO-2	3.05m	10-0	1/28	0.9	0.00	0.90
Team Total								99.07	

8

Indianapolis

Great Lakes Valley Conference

70

Event	Rank	Athlete	Yr	Mark	Date	Pl. Pts.	Bonus	TOTAL	
▶ 60m	17	Shanese MCGREGOR	SO-2	8.05	2/11	0.7	0.14	0.84	
▶ 60m	18	Valerie WAGNER	FR-1	8.06	1/22	0.6	0.09	0.69	
▶ 200m	6	Kierra ALLEN	SO-2	25.77	1/29	10	1.25	11.25	
▶ 200m	10	Deltaeae MARTIN	SO-2	25.96	2/11	5	0.72	5.72	
▶ 200m	12	Saidat SANUTH	JR-3	26.01	2/11	3	0.58	3.58	
▶ 400m	6	Kierra ALLEN	SO-2	58.07	2/11	10	1.33	11.33	
▶ 400m	11	Haley MILLER	FR-1	59.19	2/11	4	0.54	4.54	
▶ 400m	17	Christina CARRICK	SR-4	1:00.11	2/11	0.7	0.15	0.85	
▶ 4x400	2	Martin, McGregor, Miller, Allen		3:57.44	2/11	18	2.78	20.78	
▶ DMR	11	Riggins, Kennedy, Raypole, Houvener		13:50.16	1/29	4	0.00	4.00	
▶ LJ	10	Valerie WAGNER	FR-1	5.19m	17-½	2/12	5	0.34	5.34
▶ LJ	15	Rachal ROBERTSON	SO-2	5.12m	16-9¼	1/29	0.9	0.01	0.91
▶ LJ	19	Bethany SCHROEDER	JR-3	5.04m	16-6¼	2/12	0.5	0.00	0.50
▶ TJ	20	Bethany SCHROEDER	JR-3	9.95m	32-7¼	2/12	0.45	0.00	0.45
▶ SP	11	Kathleen WATSON	FR-1	12.23m	40-1¼	1/29	4	0.34	4.34
▶ SP	13	Courtney KUZMICZ	SR-4	11.99m	39-4	1/22	2	0.17	2.17
▶ SP	15	Caitlin GANNAWAY	FR-1	11.61m	38-1¼	2/12	0.9	0.00	0.90
▶ WT	11	Courtney KUZMICZ	SR-4	16.12m	52-10¼	12/11	4	0.60	4.60
▶ WT	18	Amanda HOZAN	JR-3	14.66m	48-1¼	12/11	0.6	0.00	0.60
Team Total								86.25	

9

Missouri S&T

Great Lakes Valley Conference

51

Event	Rank	Athlete	Yr	Mark	Date	Pl. Pts.	Bonus	TOTAL	
▶ 60m	9	Hillary GRIFFITH	SR-4	7.95	2/5	6	0.95	6.95	
▶ 200m	9	Aubrey MOORE	JR-3	25.89	1/21	6	0.91	6.91	
▶ 400m	7	Aubrey MOORE	JR-3	58.49	1/21	8	1.03	9.03	
▶ 4x400	6	Moore, Updyke, Crutcher, Osborne		4:04.03	1/21	10	1.56	11.56	
▶ HJ	5	Tamara MCCASKILL	SR-4	1.71m	5-7¼	2/5	12	2.16	14.16
▶ LJ	10	Sarah STACH	JR-3	5.19m	17-½	2/5	5	0.34	5.34
▶ LJ	18	Lindsay CRUTCHER	SO-2	5.07m	16-7¼	2/5	0.6	0.00	0.60
▶ TJ	6	Sadye WICHMANN	SO-2	10.56m	34-7¼	1/28	10	1.18	11.18
▶ TJ	7	Sarah STACH	JR-3	10.53m	34-6¼	2/5	8	1.07	9.07
▶ TJ	17	Samantha WERMAGER	FR-1	10.17m	33-4¼	2/5	0.7	0.13	0.83
▶ TJ	19	Lisa BARRETT	FR-1	10.12m	33-2¼	2/5	0.5	0.04	0.54
Team Total								77.57	



2010 Indoor, Week #3

Only those regionally ranked in top 20 are shown

WOMEN - Midwest

10



Saint Joseph's (Ind.)

▲ 1

Great Lakes Valley Conference

30

Event	Rank	Athlete	Yr	Mark	Date	Pl. Pts.	Bonus	TOTAL	
▶ 4x400	15	Merkel, Merkel, Lippold, Gallagher		4:31.03	1/14	0.9	0.00	0.90	
▶ HJ	3	Melissa BUCHE	JR-3	1.72m	5-7½	1/14	16	2.47	18.47
▶ PV	14	Nicole THIEL	FR-1	3.10m	10-2	2/4	1	0.08	1.08
▶ LJ	16	Alicia ALLEN	FR-1	5.09m	16-8½	1/21	0.8	0.00	0.80
▶ TJ	9	Stephanie GALLAGHER	FR-1	10.40m	34-1½	1/14	6	0.61	6.61
▶ SP	2	Alexis DEJEAN	JR-3	14.19m	46-6¾	2/11	18	2.60	20.60
▶ SP	20	Alyssa KEPSHIRE	FR-1	11.29m	37-½	2/4	0.45	0.00	0.45
▶ WT	7	Alexis DEJEAN	JR-3	17.17m	56-4	1/29	8	1.38	9.38

Team Total 58.29

11



Southern Indiana

▲ 5

Great Lakes Valley Conference

37

Event	Rank	Athlete	Yr	Mark	Date	Pl. Pts.	Bonus	TOTAL
▶ Mile	1	Mary BALLINGER	SR-4	4:53.53	1/28	20	3.32	23.32
▶ 5000	3	Mary BALLINGER	SR-4	17:03.26	2/11	16	2.35	18.35
▶ 5000	19	Jackie HENDERSON	SO-2	18:04.86	2/11	0.5	0.00	0.50
▶ DMR	5	Beard, Williams, Bartelt, Ballinger		12:24.32	2/11	12	1.59	13.59

Team Total 56.30

12



Tiffin

unch

Great Lakes Intercollegiate Athletic Conference

65

Event	Rank	Athlete	Yr	Mark	Date	Pl. Pts.	Bonus	TOTAL	
▶ 60m	16	Letia BLAND	JR-3	8.04	2/11	0.8	0.18	0.98	
▶ 400m	20	Maria SHAW	SR-4	1:00.21	1/28	0.45	0.12	0.57	
▶ 800m	17	Rebecca MILLER	SO-2	2:18.61	1/21	0.7	0.19	0.89	
▶ H60m	18	Kayla ELLKS	FR-1	9.51	2/11	0.6	0.00	0.60	
▶ 4x400	10	Shaw, Brant, Kohler, Miller		4:15.29	1/21	5	0.07	5.07	
▶ DMR	7	Miller, Rupert, Shaw, Reese		12:27.93	2/11	8	1.35	9.35	
▶ HJ	8	Megan GILL	JR-3	1.64m	5-4½	12/10	7	0.65	7.65
▶ LJ	12	Kayla ELLKS	FR-1	5.18m	17-0	2/11	3	0.29	3.29
▶ SP	5	Ashley DEWITT	FR-1	13.74m	45-1	1/21	12	1.89	13.89
▶ SP	19	Cara ROACH	SR-4	11.35m	37-3	1/21	0.5	0.00	0.50
▶ WT	17	Rachel FITZWATER	JR-3	14.77m	48-5½	1/28	0.7	0.00	0.70
▶ PENT	12	Kayla ELLKS	FR-1	2,642	12/10	3	0.10	3.10	

Team Total 47.46

13



Saginaw Valley State

▼ 3

Great Lakes Intercollegiate Athletic Conference

74

Event	Rank	Athlete	Yr	Mark	Date	Pl. Pts.	Bonus	TOTAL	
▶ H60m	20	Samantha ROBERTS	SO-2	9.54	1/6	0.45	0.00	0.45	
▶ 4x400	8	Brooks, Kawiecki, Wright, Lang		4:10.71	2/4	7	0.58	7.58	
▶ DMR	10	Pittoors, Lang, Wright, Meyer		12:54.62	2/4	5	0.21	5.21	
▶ HJ	14	Tiffany NORTON	SO-2	1.61m	5-3¾	1/28	1	0.17	1.17
▶ HJ	20	Sara JONES	FR-1	1.57m	5-1¾	1/28	0.45	0.00	0.45
▶ PV	6	Elizabeth WILFORD	SO-2	3.50m	11-5¾	1/14	10	1.63	11.63
▶ PV	11	Stacey WESTPHAL	JR-3	3.23m	10-7	12/3	4	0.44	4.44
▶ PV	11	Violet WHITNEY	FR-1	3.23m	10-7	12/3	4	0.44	4.44
▶ PV	15	Kelly HENRIS	JR-3	3.05m	10-0	1/6	0.9	0.00	0.90
▶ PV	15	Amelia LEGAULT-STRANALY	FR-1	3.05m	10-0	1/14	0.9	0.00	0.90
▶ SP	14	Chelsea HENDERSON	FR-1	11.86m	38-11	2/4	1	0.08	1.08
▶ PENT	13	Elizabeth WILFORD	SO-2	2,640	12/3	2	0.10	2.10	
▶ PENT	16	Kelly HENRIS	JR-3	2,557	12/3	0.8	0.00	0.80	
▶ PENT	20	Chelsea HENDERSON	FR-1	2,412	1/6	0.45	0.00	0.45	

Team Total 42.54

14



Bellarmine

unch

Great Lakes Valley Conference

84

Event	Rank	Athlete	Yr	Mark	Date	Pl. Pts.	Bonus	TOTAL	
▶ 60m	18	Rachel EYCHMANS	FR-1	8.06	2/12	0.6	0.09	0.69	
▶ 800m	18	Carissa MARTIN	SO-2	2:18.63	2/12	0.6	0.19	0.79	
▶ Mile	15	Carissa MARTIN	SO-2	5:09.12	2/11	0.9	0.19	1.09	
▶ 4x400	9	Echler, Lee, Wagner, Hamrick		4:13.78	2/5	6	0.18	6.18	
▶ DMR	8	Martin, Culberston, Love, Boyce		12:28.49	2/5	7	1.31	8.31	
▶ HJ	17	Hayden KELLEY	FR-1	1.58m	5-2¼	2/5	0.7	0.00	0.70
▶ PV	9	Erin DWENGER	FR-1	3.30m	10-10	2/12	6	0.63	6.63
▶ TJ	13	Rensing KING	FR-1	10.24m	33-7¾	2/5	2	0.26	2.26
▶ TJ	15	Gretchen LUSSI	FR-1	10.19m	33-5¾	2/5	0.9	0.17	1.07
▶ TJ	16	Elaine KUNTZ	FR-1	10.18m	33-4¾	1/29	0.8	0.15	0.95

Team Total 30.47



2010 Indoor, Week #3

Only those regionally ranked in top 20 are shown

WOMEN - Midwest

15



Central State

Independent (DII)

▼ 2

81

Event	Rank	Athlete	Yr	Mark	Date	Pl. Pts.	Bonus	TOTAL
▶ 60m	12	Kristie BAKER	SR-4	7.99	1/21	3	0.54	3.54
▶ 200m	1	Brittany BROWN	FR-1	25.34	2/4	20	3.08	23.08
▶ 400m	12	Brittany BROWN	FR-1	59.43	1/28	3	0.39	3.39

Team Total 30.01

16



Lake Superior State

Great Lakes Intercollegiate Athletic Conference

▼ 1

80

Event	Rank	Athlete	Yr	Mark	Date	Pl. Pts.	Bonus	TOTAL	
▶ H60m	15	Amber FATER	FR-1	9.46	1/22	0.9	0.08	0.98	
▶ 4x400	13	Gallagher, Childs, Spires, Baril		4:25.06	1/28	2	0.00	2.00	
▶ HJ	7	Katie WINIARSKI	SO-2	1.65m	5-5	1/28	8	0.85	8.85
▶ HJ	20	Taylor PATTON	JR-3	1.57m	5-1½	1/28	0.45	0.00	0.45
▶ TJ	8	Taylor PATTON	JR-3	10.47m	34-4¾	1/28	7	0.86	7.86
▶ SP	9	Jill WALTON	FR-1	13.06m	42-10¾	2/4	6	0.98	6.98
▶ SP	17	Laura LINDSEY	SO-2	11.42m	37-5¾	1/15	0.7	0.00	0.70
▶ WT	20	Jill WALTON	FR-1	14.60m	47-11	1/15	0.45	0.00	0.45

Team Total 29.52

17



Northwood (Mich.) unch

Great Lakes Intercollegiate Athletic Conference 61

Event	Rank	Athlete	Yr	Mark	Date	Pl. Pts.	Bonus	TOTAL	
▶ 4x400	14	Dobbin, Rhodes, Simonson, Hettinger		4:26.77	12/16	1	0.00	1.00	
▶ DMR	12	Murdoch, Dobbin, Ohora, Lentz		13:53.36	2/4	3	0.00	3.00	
▶ LJ	17	Amanda WATSON	FR-1	5.08m	16-8	1/22	0.7	0.00	0.70
▶ SP	7	Kristin CAMERON	SO-2	13.09m	42-11½	2/4	8	1.02	9.02
▶ WT	8	Kristin CAMERON	SO-2	17.08m	56-½	1/15	7	1.28	8.28
▶ PENT	17	Heather RHODES	FR-1	2,449	2/4	0.7	0.00	0.70	

Team Total 23.34

18



UW Parkside

Great Lakes Valley Conference

unch

Event	Rank	Athlete	Yr	Mark	Date	Pl. Pts.	Bonus	TOTAL
▶ 5000	13	Heidi ERTL	JR-3	17:48.63	1/21	2	0.25	2.25
▶ 4x400	11	Frederick, Olson, Smith, Watychowicz		4:15.74	2/4	4	0.04	4.04

▶ HJ	20	Charlotte SMITH	FR-1	1.57m	5-1¾	1/28	0.45	0.00	0.45
▶ PV	8	Melissa NILLES	JR-3	3.35m	10-11¾	2/4	7	0.85	7.85

Team Total 15.01

19



Northern Kentucky unch

Great Lakes Valley Conference

▶ HJ	20	Charlotte SMITH	FR-1	1.57m	5-1¾	1/28	0.45	0.00	0.45
▶ PV	8	Melissa NILLES	JR-3	3.35m	10-11¾	2/4	7	0.85	7.85


Team Total 0.15




2010 Indoor, Week #3

Only those regionally ranked in top 20 are shown

WOMEN - South

1  Ala.-Huntsville unch										
Gulf South Conference 79										
Event	Rank	Athlete	Yr	Mark	Date	Pl. Pts.	Bonus	TOTAL		
▶ 60m	1	Latrice JOHNSON	SO-2	7.78	2/5	20	8.60	28.60		
▶ 60m	4	Rachel JOSEPH	SO-2	7.99	2/5	14	0.00	14.00		
▶ 60m	7	Kimaya JOHNSON	FR-1	8.09	2/5	8	0.00	8.00		
▶ 200m	2	Latrice JOHNSON	SO-2	26.09	2/11	18	3.32	21.32		
▶ 200m	3	Rebecca HILT	JR-3	26.20	1/21	16	2.99	18.99		
▶ 200m	5	Rachel JOSEPH	SO-2	26.53	2/11	12	2.10	14.10		
▶ 200m	8	Alex LOPEZ-ROGINA	SO-2	27.39	1/21	7	0.50	7.50		
▶ 200m	13	Kimaya JOHNSON	FR-1	28.33	1/21	2	0.00	2.00		
▶ 400m	1	Leah SPARKS	SO-2	58.62	2/5	20	4.81	24.81		
▶ 400m	2	Rebecca HILT	JR-3	58.64	1/21	18	4.79	22.79		
▶ 800m	1	Jeniffer CHERONO	JR-3	2:23.39	1/21	20	3.98	23.98		
▶ 800m	5	Gwen KYSER	SO-2	2:32.99	2/5	12	2.47	14.47		
▶ Mile	1	Jeniffer CHERONO	JR-3	5:18.69	2/5	20	9.49	29.49		
▶ 5000	1	Allyson PIERCE	FR-1	19:37.26	2/5	20	10.00	30.00		
▶ H60m	1	Kimaya JOHNSON	FR-1	9.18	2/5	20	4.82	24.82		
▶ H60m	5	Stacia WATTS	FR-1	10.84	2/5	12	1.80	13.80		
▶ H60m	6	Jacqueline LINTZENICH	FR-1	10.86	2/5	10	1.78	11.78		
▶ 4x400	1	Sparks, Hilt, Nagle, Lopez-Rogina		3:59.32	2/11	20	10.31	30.31		
▶ DMR	2	Cherono, Lopez-Rogina, Ferry, Kyser		13:00.35	2/5	18	10.00	28.00		
▶ HJ	2	Nadia ARAIINEJAD	FR-1	1.55m	5-1	2/5	18	5.78	23.78	
▶ HJ	3	Miranda BAUMAN	SO-2	1.50m	4-11	2/5	16	1.33	17.33	
▶ PV	2	Julia NAGLE	JR-3	2.90m	9-6½	2/5	18	10.00	28.00	
▶ SP	4	Nadia ARAIINEJAD	FR-1	9.71m	31-10½	2/5	14	2.74	16.74	
▶ SP	8	Leah SPARKS	SO-2	8.53m	28-0	2/5	7	0.18	7.18	
▶ WT	2	Nadia ARAIINEJAD	FR-1	8.81m	28-11	2/11	18	4.14	22.14	
Team Total								483.94		

2  Clayton unch										
Southern Intercollegiate Athletic Conference										
Event	Rank	Athlete	Yr	Mark	Date	Pl. Pts.	Bonus	TOTAL		
▶ 200m	1	Tanekka BROWN	SO-2	25.65	1/21	20	4.63	24.63		
▶ 200m	9	Candace FIELDS	FR-1	27.53	1/21	6	0.24	6.24		
▶ 200m	12	Anastasia RAIFORD	FR-1	28.21	1/21	3	0.00	3.00		
▶ 400m	3	Keyona SMALLS	SO-2	1:00.08	1/21	16	3.20	19.20		
▶ 400m	6	Candace FIELDS	FR-1	1:02.35	12/4	10	1.38	11.38		
▶ 400m	10	Anastasia RAIFORD	FR-1	1:04.53	1/21	5	0.00	5.00		
▶ 400m	11	Ambria TURNER	JR-3	1:09.38	12/4	4	0.00	4.00		
▶ 800m	4	Keyona SMALLS	SO-2	2:31.60	1/21	14	2.66	16.66		
▶ 800m	8	Janet GADDIS	FR-1	2:53.06	1/21	7	0.18	7.18		
▶ H60m	2	Tanekka BROWN	SO-2	9.36	12/4	18	4.37	22.37		
▶ H60m	7	Janet GADDIS	FR-1	12.21	12/4	8	0.19	8.19		
▶ H60m	8	Danean COLEMAN	FR-1	12.27	1/21	7	0.13	7.13		
▶ 4x400	2	Brown, Fields, Smalls, Raiford		4:02.69	1/21	18	8.41	26.41		
▶ LJ	2	Latycia MILTON	SO-2	5.11m	16-9½	1/21	18	8.63	26.63	
▶ LJ	3	LaQuana BLACK	SO-2	4.88m	16-¼	12/4	16	1.51	17.51	
▶ LJ	4	Dominique WILSON	FR-1	4.34m	14-3	12/4	14	0.00	14.00	
▶ TJ	1	Latycia MILTON	SO-2	11.28m	37-¾	12/4	20	12.56	32.56	
▶ TJ	3	Dominique WILSON	FR-1	9.98m	32-9	12/4	16	0.90	16.90	
▶ SP	1	Breonna BURKE	FR-1	10.44m	34-3	12/4	20	4.89	24.89	
▶ SP	5	Aria NICHOLSON	JR-3	9.58m	31-5½	12/4	12	2.46	14.46	
▶ SP	6	Desisha RIVERS	SR-4	9.22m	30-3	1/21	10	1.68	11.68	
▶ WT	1	Aria NICHOLSON	JR-3	13.90m	45-7½	12/4	20	15.70	35.70	
▶ WT	3	Breonna BURKE	FR-1	7.06m	23-2	12/4	16	0.16	16.16	
Team Total								371.85		



2010 Indoor, Week #3

Only those regionally ranked in top 20 are shown

WOMEN - South

3



Kentucky State

Southern Intercollegiate Athletic Conference

unch

87

Event	Rank	Athlete	Yr	Mark	Date	Pl. Pts.	Bonus	TOTAL
▶ 60m	2	Alexandria PAYNE	SO-2	7.79	12/3	18	8.18	26.18
▶ 60m	5	Kristina RECORD	FR-1	8.01	12/3	12	0.00	12.00
▶ 60m	6	Tonisha DELORCH	SO-2	8.02	1/22	10	0.00	10.00
▶ 200m	4	Alexandria PAYNE	SO-2	26.34	12/3	14	2.59	16.59
▶ 200m	6	Kristina RECORD	FR-1	26.69	12/3	10	1.79	11.79
▶ 200m	10	Dejane White	FR-1	27.61	1/15	5	0.10	5.10
▶ 200m	11	Tiffany JONES	FR-1	27.72	1/15	4	0.00	4.00
▶ 400m	5	Dejane White	FR-1	1:01.26	1/15	12	2.14	14.14
▶ 400m	7	Tiffany JONES	FR-1	1:03.26	1/22	8	0.77	8.77
▶ 400m	8	Krisja CURLIN	FR-1	1:03.80	1/15	7	0.42	7.42
▶ 400m	9	Denita BROWN	FR-1	1:04.52	12/3	6	0.00	6.00
▶ 800m	7	Krisja CURLIN	FR-1	2:47.93	12/3	8	0.71	8.71
▶ Mile	4	Fatimah SHABAZZ	JR-3	5:46.33	1/15	14	0.00	14.00
▶ Mile	7	Courtney POTTINGER	JR-3	6:30.51	12/3	8	0.00	8.00
▶ H60m	3	Tiffany JONES	FR-1	9.69	1/22	16	3.58	19.58
▶ H60m	4	Ciara GIBSON	FR-1	9.80	12/3	14	3.33	17.33
▶ 4x400	3	White, Record, Payne, Jones		4:16.19	1/22	16	1.28	17.28
▶ HJ	4	Ciara GIBSON	FR-1	0.03m	0-1¼	14	0.00	14.00
▶ LJ	1	Tonisha DELORCH	SO-2	5.15m	16-10¼	20	9.86	29.86
▶ LJ	5	Brittany STEWART	FR-1	3.58m	11-9	12	0.00	12.00
▶ TJ	2	Tonisha DELORCH	SO-2	10.61m	34-9¼	18	6.55	24.55
▶ SP	3	Rakel HANKIN	JR-3	9.93m	32-7	16	3.31	19.31

Team Total 306.60

4



Harding

Gulf South Conference

unch

Event	Rank	Athlete	Yr	Mark	Date	Pl. Pts.	Bonus	TOTAL
▶ 60m	3	Cathy EBENJA	JR-3	7.91	12/4	16	3.22	19.22
▶ 200m	7	Callie MCALLISTER	SO-2	26.72	12/4	8	1.74	9.74
▶ 400m	4	Callie MCALLISTER	SO-2	1:00.76	2/10	14	2.49	16.49
▶ 800m	2	Katy GRANT	SR-4	2:23.66	2/10	18	3.92	21.92
▶ 800m	3	Rysper SIRMA	JR-3	2:24.84	12/4	16	3.68	19.68
▶ 800m	6	Rachel CONLEY	JR-3	2:33.47	2/4	10	2.41	12.41
▶ Mile	2	Katy GRANT	SR-4	5:20.80	2/4	18	7.42	25.42
▶ Mile	3	Rysper SIRMA	JR-3	5:25.32	2/10	16	3.08	19.08
▶ Mile	5	Courtney RALSTON	FR-1	6:20.23	2/4	12	0.00	12.00
▶ Mile	6	Laura WILLIS	FR-1	6:26.91	2/4	10	0.00	10.00
▶ DMR	1	Sirma, McAllister, Landecker, Grant		12:55.65	2/10	20	10.00	30.00
▶ HJ	1	Dia GIBSON	JR-3	1.63m	5-4¼	20	12.89	32.89
▶ PV	1	Tiffany CHAMBERS	FR-1	3.10m	10-2	20	10.00	30.00
▶ SP	2	Rhiannon ROPER	FR-1	9.97m	32-8¼	18	3.43	21.43
▶ SP	7	Stephanie ZIBULSKY	FR-1	9.05m	29-8¼	8	1.31	9.31

Team Total 289.60



2010 Indoor, Week #3

Only those regionally ranked in top 20 are shown

WOMEN - South Central

1



Lincoln (Mo.)
Heartland Conference

unch

I

Event	Rank	Athlete	Yr	Mark	Date	Pl. Pts.	Bonus	TOTAL
▶ 60m	1	Janika MARTELL	SR-4	7.38	2/11	20	3.03	23.03
▶ 60m	2	Semoy HACKETT	SO-2	7.39	2/4	18	2.94	20.94
▶ 60m	4	Nyoka COLE	SO-2	7.51	12/10	14	1.86	15.86
▶ 60m	5	Shanna Kay WRIGHT	JR-3	7.54	2/4	12	1.60	13.60
▶ 60m	7	Jhanell BROWN	SR-4	7.59	2/4	8	1.20	9.20
▶ 60m	7	Marcia WOOLERY	SR-4	7.59	2/11	8	1.20	9.20
▶ 60m	10	Tia ROLLE	FR-1	7.60	2/4	5	1.15	6.15
▶ 60m	11	Kirlene ROBERTS	FR-1	7.67	12/10	4	0.75	4.75
▶ 60m	12	Sudian DAVIS	JR-3	7.78	12/10	3	0.44	3.44
▶ 200m	1	Semoy HACKETT	SO-2	24.01	1/28	20	3.89	23.89
▶ 200m	2	Nyoka COLE	SO-2	24.37	2/11	18	2.74	20.74
▶ 200m	3	Janika MARTELL	SR-4	24.49	1/28	16	2.36	18.36
▶ 200m	4	Marcia WOOLERY	SR-4	24.66	2/11	14	1.83	15.83
▶ 200m	6	Tia ROLLE	FR-1	24.74	2/11	10	1.59	11.59
▶ 200m	8	Michelle CUMBERBATCH	FR-1	25.01	2/11	7	1.04	8.04
▶ 200m	9	Jhanell BROWN	SR-4	25.08	2/11	6	0.90	6.90
▶ 200m	10	Sudian DAVIS	JR-3	25.09	1/22	5	0.88	5.88
▶ 200m	20	Kirlene ROBERTS	FR-1	26.15	1/22	0.45	0.00	0.45
▶ 400m	1	Nyoka COLE	SO-2	55.34	2/11	20	3.58	23.58
▶ 400m	2	Yanique HAYE	FR-1	55.59	2/11	18	3.33	21.33
▶ 400m	3	Michelle CUMBERBATCH	FR-1	56.16	2/11	16	2.77	18.77
▶ 400m	5	Keniesha JONES	JR-3	56.99	2/11	12	2.04	14.04
▶ 800m	4	Keniesha JONES	JR-3	2:17.82	1/22	14	1.70	15.70
▶ H60m	4	Yanique HAYE	FR-1	8.88	2/4	14	1.80	15.80
▶ H60m	6	Okine CODLYN	SR-4	8.94	12/10	10	1.33	11.33
▶ 4x400	1	Cumberbatch, Cole, Hays, Martell		3:41.85	2/11	20	6.39	26.39
▶ HJ	6	Sheri Kaye CAMPBELL	FR-1	1.67m	5-5½	10	1.23	11.23
▶ LJ	1	Racquel ANDERSON	SR-4	6.11m	20-½	20	5.04	25.04
▶ LJ	8	Okine CODLYN	SR-4	5.62m	18-5¼	7	0.99	7.99
▶ TJ	4	Okine CODLYN	SR-4	11.96m	39-3	14	1.68	15.68
▶ TJ	8	Racquel ANDERSON	SR-4	11.89m	39-¼	7	1.28	8.28
▶ TJ	10	Kimberly HODGES	JR-3	11.64m	38-2¼	5	0.55	5.55
▶ SP	18	Tyesha THOMAS	FR-1	12.13m	39-9¾	0.6	0.00	0.60
▶ PENT	8	Okine CODLYN	SR-4	3,288	2/4	7	1.17	8.17
▶ PENT	10	Sheri Kaye CAMPBELL	FR-1	3,137	2/4	5	0.82	5.82

Team Total 454.29

2



Missouri Southern
Mid-America Intercollegiate Athletics Association

unch

I3

Event	Rank	Athlete	Yr	Mark	Date	Pl. Pts.	Bonus	TOTAL
▶ 400m	13	Carita RIUTTA	JR-3	1:00.20	1/21	2	0.18	2.18
▶ 800m	2	Carita RIUTTA	JR-3	2:15.96	2/4	18	2.55	20.55
▶ Mile	1	Kimi SHANK	SR-4	4:57.70	1/28	20	3.11	23.11
▶ Mile	2	Courtney WALTBILLIG	SR-4	5:00.20	1/28	18	2.47	20.47
▶ Mile	3	Ashley BUNCH	SR-4	5:00.29	1/28	16	2.45	18.45
▶ Mile	18	Olga BULGUROVA	JR-3	5:19.42	1/28	0.6	0.00	0.60
▶ 5000	1	Kimi SHANK	SR-4	16:47.34	2/11	20	3.53	23.53
▶ 5000	5	Ashley BUNCH	SR-4	17:17.07	2/11	12	2.30	14.30
▶ 5000	7	Courtney WALTBILLIG	SR-4	17:21.98	2/11	8	2.10	10.10
▶ 5000	16	Victoria KLINE	JR-3	19:08.53	2/4	0.8	0.00	0.80
▶ H60m	8	Channell LLOYD	SR-4	9.00	2/11	7	0.98	7.98
▶ 4x400	6	Oliver, Close, Prince, Riutta		4:06.52	1/21	10	0.70	10.70
▶ DMR	2	Bunch, Prince, Riutta, Waltbillig		12:01.49	2/11	18	4.44	22.44
▶ HJ	4	Lisa VENGELS	SO-2	1.68m	5-6	14	1.62	15.62
▶ HJ	6	Rachel OLINYK	SO-2	1.67m	5-5¾	10	1.23	11.23
▶ HJ	19	Gayla BOOTH	SO-2	1.58m	5-2¼	0.5	0.00	0.50
▶ PV	3	Ciara LIPSEY	SR-4	3.85m	12-7½	16	3.35	19.35
▶ LJ	12	Brandy SIMPSON	JR-3	5.45m	17-10¾	3	0.25	3.25
▶ LJ	14	Channell LLOYD	SR-4	5.43m	17-9¾	1	0.18	1.18
▶ TJ	6	Channell LLOYD	SR-4	11.92m	39-1¼	10	1.45	11.45
▶ TJ	17	Cyarra PRINCE	SO-2	11.26m	36-11½	0.7	0.00	0.70
▶ SP	4	Nicole GREEN	SO-2	14.07m	46-2	14	2.41	16.41
▶ SP	6	Erin STEFFENS	SR-4	13.29m	43-7¾	10	1.12	11.12
▶ SP	10	Emilie MIESELER	SR-4	12.90m	42-4	5	0.51	5.51
▶ SP	11	Cortney VIE	SR-4	12.71m	41-8¾	4	0.34	4.34
▶ WT	1	Emilie MIESELER	SR-4	17.45m	57-3	20	3.66	23.66
▶ WT	5	Cortney VIE	SR-4	16.15m	53-0	12	1.88	13.88
▶ WT	8	Nicole GREEN	SO-2	15.42m	50-7¾	7	1.14	8.14
▶ WT	15	Kiley JONES	FR-1	13.44m	44-1¼	0.9	0.00	0.90

Team Total 324.38



2010 Indoor, Week #3

Only those regionally ranked in top 20 are shown

WOMEN - South Central

3



Central Missouri

unch

Mid-America Intercollegiate Athletics Association 7

Event	Rank	Athlete	Yr	Mark	Date	Pl. Pts.	Bonus	TOTAL	
▶ 60m	17	Angela SELBY	JR-3	7.90	2/11	0.7	0.11	0.81	
▶ 200m	13	Lindsay LETTOW	SO-2	25.44	2/4	2	0.36	2.36	
▶ 200m	15	Angela SELBY	JR-3	25.73	2/4	0.9	0.07	0.97	
▶ 400m	7	Lindsay LETTOW	SO-2	58.33	1/28	8	1.20	9.20	
▶ 400m	11	Storm SIMONS	FR-1	59.62	1/28	4	0.41	4.41	
▶ 400m	13	Perrine CHAPOT	SR-4	1:00.20	2/4	2	0.18	2.18	
▶ 400m	18	Lindsey KUNKEL	FR-1	1:00.49	2/4	0.6	0.09	0.69	
▶ 800m	10	Lindsay LETTOW	SO-2	2:21.94	12/10	5	0.43	5.43	
▶ 800m	20	Ariel DUNN	FR-1	2:27.08	1/21	0.45	0.00	0.45	
▶ H60m	2	Lindsay LETTOW	SO-2	8.74	2/10	18	3.06	21.06	
▶ H60m	5	Angela SELBY	JR-3	8.90	2/4	12	1.62	13.62	
▶ H60m	14	Anne CARLSON	SR-4	9.16	12/10	1	0.26	1.26	
▶ 4x400	3	Simons, Lettow, Kunkel, Chapot		3:52.24	2/10	16	3.41	19.41	
▶ DMR	10	Buerky, St. Clair, Dunn, Arnold		13:16.37	2/4	5	0.01	5.01	
▶ HJ	1	Jenna SCHMIDT	JR-3	1.76m	5-9½	12/10	20	5.11	25.11
▶ HJ	6	Lindsay LETTOW	SO-2	1.67m	5-5½	12/10	10	1.23	11.23
▶ HJ	12	Anne CARLSON	SR-4	1.64m	5-4½	12/10	3	0.54	3.54
▶ HJ	15	Erin ALEWINE	FR-1	1.60m	5-3	2/4	0.9	0.00	0.90
▶ PV	7	Amy KENNISON	SR-4	3.20m	10-6	1/21	8	0.86	8.86
▶ PV	12	Angela SELBY	JR-3	2.95m	9-8	2/4	3	0.15	3.15
▶ PV	16	Cori WHITSON	SO-2	2.70m	8-10½	2/11	0.8	0.00	0.80
▶ LJ	9	Lindsay LETTOW	SO-2	5.58m	18-3¾	2/4	6	0.73	6.73
▶ LJ	10	Anne CARLSON	SR-4	5.53m	18-1½	1/28	5	0.51	5.51
▶ LJ	20	Jenna SCHMIDT	JR-3	5.28m	17-4	12/10	0.45	0.00	0.45
▶ TJ	11	Anne CARLSON	SR-4	11.53m	37-10	2/4	4	0.34	4.34
▶ TJ	12	Anne SCHOLL	FR-1	11.51m	37-9½	2/11	3	0.30	3.30
▶ TJ	18	Stephany JOHNSON	FR-1	11.09m	36-4½	1/21	0.6	0.00	0.60
▶ SP	2	Kayla MUYSKENS	JR-3	14.70m	48-2½	2/4	18	3.86	21.86
▶ SP	13	Jesscia DONOVAN	JR-3	12.56m	41-2½	1/21	2	0.22	2.22
▶ SP	16	Anne CARLSON	SR-4	12.21m	40-¾	2/4	0.8	0.00	0.80
▶ WT	4	Kayla MUYSKENS	JR-3	16.21m	53-2½	2/4	14	1.94	15.94
▶ WT	20	Paige BECKER	FR-1	12.55m	41-2½	2/4	0.45	0.00	0.45
▶ PENT	2	Lindsay LETTOW	SO-2	3,641		12/10	18	2.52	20.52
▶ PENT	5	Anne CARLSON	SR-4	3,594		12/10	12	2.28	14.28
▶ PENT	6	Jenna SCHMIDT	JR-3	3,450		12/10	10	1.76	11.76
▶ PENT	9	Angela SELBY	JR-3	3,150		12/10	6	0.85	6.85
▶ PENT	13	Erin EIKEN	SR-4	2,963		1/29	2	0.48	2.48

Team Total 261.71

4



Neb.-Omaha

unch

Mid-America Intercollegiate Athletics Association 4

Event	Rank	Athlete	Yr	Mark	Date	Pl. Pts.	Bonus	TOTAL	
▶ 60m	7	Maja MIHALINEC	SO-2	7.59	2/11	8	1.20	9.20	
▶ 60m	14	Molly BELLING	SR-4	7.86	12/10	1	0.22	1.22	
▶ 200m	5	Maja MIHALINEC	SO-2	24.69	1/21	12	1.74	13.74	
▶ 200m	12	Shannon MOORE	SR-4	25.38	2/11	3	0.42	3.42	
▶ 200m	14	Kayla KOEPKE	JR-3	25.55	1/21	1	0.25	1.25	
▶ 200m	16	Molly BELLING	SR-4	25.76	1/21	0.8	0.05	0.85	
▶ 400m	4	Kayla KOEPKE	JR-3	56.73	2/11	14	2.21	16.21	
▶ 800m	1	Anja PUC	JR-3	2:07.99	2/11	20	6.47	26.47	
▶ 800m	9	Shannon MOORE	SR-4	2:20.80	1/28	6	0.76	6.76	
▶ 800m	19	Lisa TESAREK	JR-3	2:26.74	2/12	0.5	0.00	0.50	
▶ H60m	1	Shannon MOORE	SR-4	8.70	2/11	20	3.43	23.43	
▶ H60m	9	Jody-Ann COORE	SO-2	9.02	2/12	6	0.86	6.86	
▶ H60m	13	Kayla MURPHY	FR-1	9.14	2/12	2	0.32	2.32	
▶ 4x400	2	Koepke, Mihalinec, Puc, Moore		3:50.00	1/21	18	4.03	22.03	
▶ DMR	7	Behm, Puc, Tesarek, Phillips		12:58.08	1/21	8	0.73	8.73	
▶ HJ	15	Nicole KUBERT	FR-1	1.60m	5-3	2/5	0.9	0.00	0.90
▶ LJ	16	Shannon MOORE	SR-4	5.37m	17-7½	1/14	0.8	0.00	0.80
▶ TJ	1	Nkeiruka DOMIKE	JR-3	12.67m	41-7	2/11	20	5.66	25.66
▶ TJ	19	Kelly HOLLMANN	SR-4	11.08m	36-4½	1/21	0.5	0.00	0.50
▶ SP	1	Heather MINSSEN	JR-3	14.99m	49-2½	1/21	20	4.56	24.56
▶ SP	14	Lianne MCNAUGHTON	SO-2	12.43m	40-9½	2/5	1	0.11	1.11
▶ SP	17	Madison HAUGLAND	JR-3	12.16m	39-10¾	1/21	0.7	0.00	0.70
▶ WT	14	Madison HAUGLAND	JR-3	13.59m	44-7	2/12	1	0.07	1.07
▶ PENT	3	Shannon MOORE	SR-4	3,630		1/28	16	2.46	18.46

Team Total 218.07



2010 Indoor, Week #3

Only those regionally ranked in top 20 are shown

WOMEN - South Central

5

Abilene Christian

Lone Star Conference

▲ 1
9

Event	Rank	Athlete	Yr	Mark	Date	Pl. Pts.	Bonus	TOTAL
▶ 60m	3	Wanda HUTSON	SR-4	7.50	1/14	16	1.95	17.95
▶ 60m	17	Sydney SMITH	FR-1	7.90	1/28	0.7	0.11	0.81
▶ 200m	7	Wanda HUTSON	SR-4	24.86	2/4	8	1.34	9.34
▶ 200m	19	Sydney SMITH	FR-1	26.03	1/29	0.5	0.00	0.50
▶ 400m	8	Lynette ATKINSON	FR-1	59.25	1/29	7	0.63	7.63
▶ 800m	8	Lindsey PUTMAN	JR-3	2:20.65	2/4	7	0.80	7.80
▶ 800m	16	Jessica WITHROW	SR-4	2:25.13	2/4	0.8	0.00	0.80
▶ Mile	4	Anais BELLEDANT	JR-3	5:02.70	2/4	14	1.84	15.84
▶ Mile	16	Chloe SUSSET	SO-2	5:17.40	1/21	0.8	0.06	0.86
▶ H60m	19	Cassie BROOKS	FR-1	9.23	2/4	0.5	0.06	0.56
▶ H60m	20	Destinee NIXON	JR-3	9.27	2/4	0.45	0.00	0.45
▶ 4x400	4	Atkinson, Hutson, Smith, Nixon		3:58.38	1/21	14	2.09	16.09
▶ HJ	2	Jessica WITHROW	SR-4	1.69m	5-6½	18	2.05	20.05
▶ HJ	15	Jessica BLAIR	SR-4	1.60m	5-3	0.9	0.00	0.90
▶ PV	1	Jessica BLAIR	SR-4	4.00m	13-1½	20	4.13	24.13
▶ PV	5	Elizabeth BUYSE	SR-4	3.55m	11-7¾	12	2.17	14.17
▶ LJ	13	Amanda CLEMONS	SO-2	5.44m	17-10¼	2	0.21	2.21
▶ LJ	18	Jessica WITHROW	SR-4	5.32m	17-5½	2/4	0.6	0.60
▶ LJ	19	Jessica BLAIR	SR-4	5.31m	17-5¼	1/21	0.5	0.50
▶ TJ	4	Jessica BLAIR	SR-4	11.96m	39-3	14	1.68	15.68
▶ TJ	9	Destinee NIXON	JR-3	11.78m	38-7¼	2/4	6	6.83
▶ TJ	15	Amanda CLEMONS	SO-2	11.34m	37-2½	1/28	0.9	0.90
▶ WT	7	Paige NEWBY	JR-3	15.72m	51-7	8	1.44	9.44
▶ WT	10	Shalania LAKEY	FR-1	14.53m	47-8	2/4	5	5.58
▶ PENT	1	Jessica WITHROW	SR-4	3,653	2/4	20	2.58	22.58

Team Total 203.12

6

Truman State

Mid-America Intercollegiate Athletics Association

▼ 1
26

Event	Rank	Athlete	Yr	Mark	Date	Pl. Pts.	Bonus	TOTAL	
▶ 400m	17	Lisa KUCHARSKI	FR-1	1:00.46	2/4	0.7	0.10	0.80	
▶ 800m	3	Anne RATERMANN	SO-2	2:16.84	2/4	16	2.15	18.15	
▶ 800m	12	Fiona WILLIAMS	SR-4	2:22.54	1/15	3	0.32	3.32	
▶ 800m	15	Debbie BOEDEKER	FR-1	2:24.85	12/10	0.9	0.00	0.90	
▶ Mile	5	Fiona WILLIAMS	SR-4	5:03.86	2/4	12	1.59	13.59	
▶ Mile	7	Dani DELL'ORCO	SO-2	5:04.67	2/4	8	1.46	9.46	
▶ Mile	17	Karen GRAUEL	FR-1	5:19.17	1/28	0.7	0.00	0.70	
▶ Mile	20	Michelle GRONEMEYER	FR-1	5:20.69	1/28	0.45	0.00	0.45	
▶ 5000	2	Dani DELL'ORCO	SO-2	17:12.44	2/4	18	2.49	20.49	
▶ 5000	8	Karen GRAUEL	FR-1	18:08.25	2/4	7	0.86	7.86	
▶ 5000	11	Cindy GRAUEL	FR-1	18:43.92	2/4	4	0.28	4.28	
▶ 4x400	7	Ratermann, Williams, Sargent, Kucharski		4:07.13	2/4	8	0.60	8.60	
▶ DMR	4	Williams, Simpson, Ratermann, Dell'Orco		12:21.23	1/21	14	2.82	16.82	
▶ PV	2	Katrina BIERMANN	SR-4	3.97m	13-¾	18	3.98	21.98	
▶ PV	9	Lindsey BRAMON	JR-3	3.05m	10-0	6	0.35	6.35	
▶ PV	14	Lisa KUCHARSKI	FR-1	2.90m	9-6¼	2/4	1	0.06	1.06
▶ TJ	3	Katrina BIERMANN	SR-4	11.99m	39-4	2/4	16	1.84	17.84
▶ TJ	14	Jennifer ZWEIFEL	SO-2	11.47m	37-7¾	12/10	1	0.22	1.22
▶ SP	5	Tessa LETULI	SR-4	13.42m	44-¾	2/4	12	1.33	13.33
▶ SP	12	Dimonique MCGRUDER	FR-1	12.70m	41-8	2/4	3	0.34	3.34
▶ WT	6	Tessa LETULI	SR-4	16.14m	52-11¼	12/10	10	1.87	11.87
▶ WT	12	Rachel MCCARROLL	FR-1	14.15m	46-5¼	2/4	3	0.38	3.38
▶ WT	19	Samantha CASSMEYER	SR-4	12.63m	41-5¼	1/15	0.5	0.00	0.50

Team Total 187.71



2010 Indoor, Week #3

Only those regionally ranked in top 20 are shown

WOMEN - South Central

7  **Emporia State** ▲ 1
 Mid-America Intercollegiate Athletics Association **25**

Event	Rank	Athlete	Yr	Mark	Date	Pl. Pts.	Bonus	TOTAL
▶ 60m	16	Brooke KENT	SR-4	7.87	2/4	0.8	0.19	0.99
▶ 200m	18	Marqueita MARISSETTE	FR-1	25.98	1/14	0.6	0.00	0.60
▶ 400m	12	Jackie JACOBS	SO-2	1:00.16	1/14	3	0.19	3.19
▶ 400m	19	Ashley WAKEFIELD-HALL	SO-2	1:00.56	1/14	0.5	0.07	0.57
▶ 800m	5	Katelyn MONA	SO-2	2:17.84	1/28	12	1.69	13.69
▶ 800m	6	Kathryn DAVISON	JR-3	2:18.44	2/4	10	1.45	11.45
▶ 800m	17	Tiffany BAUM	JR-3	2:25.63	1/21	0.7	0.00	0.70
▶ Mile	10	Katelyn MONA	SO-2	5:07.18	2/4	5	1.04	6.04
▶ Mile	11	Kathryn DAVISON	JR-3	5:07.72	1/28	4	0.96	4.96
▶ 4x400	8	Marisette, Davison, Hayes, Wakefield-Hall		4:07.95	1/21	7	0.47	7.47
▶ DMR	1	Davison, Jacobs, Baum, Mona		12:00.84	2/10	20	4.50	24.50
▶ HJ	4	Jennifer ROBINSON	SR-4	1.68m	5-6	14	1.62	15.62
▶ LJ	4	Brooke KENT	SR-4	5.77m	18-11½	14	1.97	15.97
▶ LJ	6	Renaë WEAVER	JR-3	5.63m	18-5¾	10	1.06	11.06
▶ LJ	11	Jennifer ROBINSON	SR-4	5.50m	18-½	4	0.41	4.41
▶ TJ	2	Brooke KENT	SR-4	12.11m	39-8¾	18	2.52	20.52
▶ SP	19	Deja JACKSON	SO-2	12.07m	39-7¼	0.5	0.00	0.50
▶ WT	3	Deja JACKSON	SO-2	16.58m	54-4¾	16	2.39	18.39
▶ WT	16	Molly PANNBACKER	SR-4	13.41m	44-0	0.8	0.00	0.80
▶ WT	17	Elizabeth STOVER	FR-1	13.01m	42-8¾	0.7	0.00	0.70
▶ PENT	17	Justine DAVENPORT	SO-2	2,529	12/10	0.7	0.00	0.70

Team Total 165.13

8  **Pittsburg State** ▲ 1
 Mid-America Intercollegiate Athletics Association **29**

Event	Rank	Athlete	Yr	Mark	Date	Pl. Pts.	Bonus	TOTAL
▶ 60m	6	Rosalyn NELSON	JR-3	7.55	2/4	10	1.51	11.51
▶ 800m	14	Amanda CALLAWAY	FR-1	2:23.36	1/28	1	0.20	1.20
▶ Mile	12	Kaley TEMAAT	SO-2	5:13.02	2/4	3	0.41	3.41
▶ Mile	14	Caitlin LASKOWSKI	JR-3	5:15.02	2/4	1	0.25	1.25
▶ Mile	19	Jenna MELLEN	JR-3	5:19.56	2/4	0.5	0.00	0.50
▶ 5000	9	Jennifer BUTLER	JR-3	18:17.41	2/4	6	0.63	6.63
▶ H60m	12	Sarah THURBER	SR-4	9.10	1/28	3	0.43	3.43
▶ 4x400	11	Dickey, Swann, Stahl, Southard		4:09.67	1/21	4	0.19	4.19
▶ DMR	5	Laskowski, Dickey, Mellen, Callaway		12:39.93	2/4	12	1.73	13.73
▶ HJ	2	Gretchen CLARK	JR-3	1.69m	5-6½	18	2.05	20.05
▶ HJ	13	Emily MIDDLETON	SR-4	1.62m	5-3¾	2	0.24	2.24
▶ PV	4	Michelle MITCHELL	JR-3	3.65m	11-11¾	14	2.54	16.54
▶ PV	6	Emily LEHMAN	FR-1	3.25m	10-8	10	1.04	11.04
▶ PV	9	Tara FALKNER	SO-2	3.05m	10-0	6	0.35	6.35
▶ PV	9	Carissa HUGHES	SR-4	3.05m	10-0	6	0.35	6.35
▶ TJ	13	Jalexis PETERSON	FR-1	11.50m	37-8¾	2	0.28	2.28
▶ SP	3	Heidi SMITH	SO-2	14.30m	46-11	16	2.90	18.90
▶ SP	8	Larissa RICHARDS	SO-2	13.08m	42-11	7	0.77	7.77
▶ WT	9	Heidi SMITH	SO-2	15.30m	50-2½	6	1.01	7.01
▶ WT	11	Lesli GILBERT	JR-3	14.44m	47-4¾	4	0.53	4.53

Team Total 149.34



2010 Indoor, Week #3

Only those regionally ranked in top 20 are shown

WOMEN - South Central

9

Northwest Missouri ▼ 2Mid-America Intercollegiate Athletics Association 39

Event	Rank	Athlete	Yr	Mark	Date	Pl. Pts.	Bonus	TOTAL	
▶ 400m	9	Bridget KLEINE	JR-3	59.37	1/21	6	0.56	6.56	
▶ Mile	9	Angela ADAMS	SO-2	5:06.17	2/10	6	1.21	7.21	
▶ Mile	15	Kayli HRDLICKA	JR-3	5:16.84	1/21	0.9	0.11	1.01	
▶ 5000	3	Angela ADAMS	SO-2	17:15.07	2/4	16	2.38	18.38	
▶ 5000	13	Jennifer DITTBURNER	SR-4	18:55.14	2/4	2	0.15	2.15	
▶ 5000	14	Mary JANTZ	SO-2	18:56.73	2/4	1	0.13	1.13	
▶ 5000	15	Jane BOWNESS	SR-4	19:01.77	1/21	0.9	0.07	0.97	
▶ 5000	17	Madison MARSHMAN	JR-3	19:10.85	2/4	0.7	0.00	0.70	
▶ H60m	16	Megan DAVIS	FR-1	9.18	2/4	0.8	0.20	1.00	
▶ H60m	17	Johanna AVILEZ	SR-4	9.20	1/21	0.7	0.15	0.85	
▶ H60m	17	Emily CHURCHMAN	SR-4	9.20	1/29	0.7	0.15	0.85	
▶ 4x400	15	Hug, Chambers, Cornelius, Churchman		4:14.25	1/14	0.9	0.00	0.90	
▶ DMR	8	Poole, Biermann, Hrdlicka, Jantz		12:58.93	1/14	7	0.68	7.68	
▶ HJ	10	Emily CHURCHMAN	SR-4	1.66m	5-5½	2/4	5	0.93	5.93
▶ HJ	11	Tierney NASHLEANAS	SR-4	1.65m	5-5	2/4	4	0.69	4.69
▶ HJ	13	Johanna AVILEZ	SR-4	1.62m	5-3¾	1/29	2	0.24	2.24
▶ PV	12	Acacia HAYS	FR-1	2.95m	9-8	2/4	3	0.15	3.15
▶ LJ	5	Emily CHURCHMAN	SR-4	5.65m	18-6½	12/10	12	1.19	13.19
▶ LJ	15	Chelsie DAILEY	JR-3	5.39m	17-8¾	2/4	0.9	0.05	0.95
▶ LJ	20	Johanna AVILEZ	SR-4	5.28m	17-4	12/10	0.45	0.00	0.45
▶ SP	7	Lekiesha MCKNIGHT	FR-1	13.16m	43-2¾	12/10	8	0.90	8.90
▶ SP	15	Megan SIMPSON	SR-4	12.42m	40-9	2/4	0.9	0.10	1.00
▶ WT	2	Kate WALTER	JR-3	16.87m	55-4¾	2/4	18	2.81	20.81
▶ WT	13	Lekiesha MCKNIGHT	FR-1	14.01m	45-11¾	2/4	2	0.30	2.30
▶ PENT	4	Emily CHURCHMAN	SR-4	3,614	1/29	14	2.38	16.38	
▶ PENT	11	Johanna AVILEZ	SR-4	3,084	1/29	4	0.72	4.72	
▶ PENT	12	Lindsay BIERMANN	SR-4	2,998	1/29	3	0.55	3.55	
▶ PENT	14	Megan DAVIS	FR-1	2,747	1/29	1	0.05	1.05	
▶ PENT	16	Adrienne CORNELIUS	FR-1	2,631	1/29	0.8	0.00	0.80	
▶ PENT	18	Jennifer KISS	SR-4	2,264	12/10	0.6	0.00	0.60	

Team Total 143.65

10

Fort Hays State unchMid-America Intercollegiate Athletics Association 18

Event	Rank	Athlete	Yr	Mark	Date	Pl. Pts.	Bonus	TOTAL	
▶ 60m	14	Darcie SCHMITZ	JR-3	7.86	1/22	1	0.22	1.22	
▶ 60m	20	Kelsey MARTIN	JR-3	7.95	2/11	0.45	0.00	0.45	
▶ 800m	18	Amie ALGRIM	JR-3	2:26.50	2/11	0.6	0.00	0.60	
▶ 5000	18	Gentry LINSOTT	FR-1	19:12.83	1/22	0.6	0.00	0.60	
▶ H60m	3	Kelsey MARTIN	JR-3	8.83	2/11	16	2.25	18.25	
▶ H60m	14	Kristen FLEHARTY	SO-2	9.16	2/11	1	0.26	1.26	
▶ 4x400	12	Mobley, Dale, Turpin, Heim		4:11.82	1/14	3	0.00	3.00	
▶ DMR	11	Boettger, Dale, Brugman, Mobley		13:24.10	1/28	4	0.00	4.00	
▶ HJ	6	Morgan WITZEL	SO-2	1.67m	5-5¾	1/22	10	1.23	11.23
▶ HJ	20	Amanda LEWALLEN	FR-1	1.57m	5-1¾	2/11	0.45	0.00	0.45
▶ PV	8	Rachel WESTON	SR-4	3.11m	10-2½	1/14	7	0.52	7.52
▶ PV	15	Kimberly SCHMELZLE	SR-4	2.75m	9-¾	2/11	0.9	0.00	0.90
▶ LJ	2	Kelsey MARTIN	JR-3	5.94m	19-6	1/22	18	3.41	21.41
▶ LJ	3	Darcie SCHMITZ	JR-3	5.89m	19-4	1/14	16	2.93	18.93
▶ LJ	6	Carissa HEIM	JR-3	5.63m	18-5¾	2/11	10	1.06	11.06
▶ LJ	16	Ashley CORNETT	JR-3	5.37m	17-7½	1/22	0.8	0.00	0.80
▶ TJ	7	Darcie SCHMITZ	JR-3	11.91m	39-1	1/22	8	1.39	9.39
▶ TJ	16	Ashley CORNETT	JR-3	11.31m	37-1¾	1/14	0.8	0.00	0.80
▶ PENT	7	Carissa HEIM	JR-3	3,344	1/28	8	1.38	9.38	
▶ PENT	15	Rachel WESTON	SR-4	2,696	1/28	0.9	0.00	0.90	

Team Total 123.09Dallas Baptist ▲ 1Heartland Conference 63

Event	Rank	Athlete	Yr	Mark	Date	Pl. Pts.	Bonus	TOTAL
▶ 800m	7	Ashley ALFORD	SR-4	2:20.47	1/21	8	0.85	8.85
▶ Mile	6	Laura MUCHO	SR-4	5:04.13	1/28	10	1.55	11.55
▶ Mile	8	Hannah STEFFAN	SR-4	5:06.07	1/15	7	1.23	8.23
▶ Mile	13	Tabbitha ASHFORD	JR-3	5:14.71	2/5	2	0.27	2.27
▶ 5000	4	Laura MUCHO	SR-4	17:17.01	2/11	14	2.30	16.30
▶ 5000	6	Hannah STEFFAN	SR-4	17:20.11	2/11	10	2.18	12.18
▶ 5000	20	Susan TANUI	FR-1	19:18.39	2/5	0.45	0.00	0.45
▶ 4x400	14	Alford, Anderson, Thiessen, Ashford		4:13.84	2/5	1	0.00	1.00
▶ DMR	3	Steffan, Ashford, Alford, Mucho		12:08.83	2/5	16	3.78	19.78

Team Total 81.20



2010 Indoor, Week #3

Only those regionally ranked in top 20 are shown

WOMEN - South Central

12


West Texas A&M
Lone Star Conference

 **1**
76

Event	Rank	Athlete	Yr	Mark	Date	Pl. Pts.	Bonus	TOTAL	
▶ 200m	17	Tara TARRANT	FR-1	25.96	2/11	0.7	0.00	0.70	
▶ 400m	16	Tara TARRANT	FR-1	1:00.36	1/15	0.8	0.13	0.93	
▶ 400m	20	Morgan SHELTON	FR-1	1:00.78	2/11	0.45	0.01	0.46	
▶ 5000	12	Aries BAZALDUA	FR-1	18:47.80	2/11	3	0.24	3.24	
▶ 5000	19	Mariana CHAVIRA	SR-4	19:18.13	2/11	0.5	0.00	0.50	
▶ H60m	6	Bailee SKEEN	FR-1	8.94	2/5	10	1.33	11.33	
▶ H60m	9	Rachel KING	FR-1	9.02	1/21	6	0.86	6.86	
▶ H60m	11	Kirsten MCCOWAN	FR-1	9.06	2/11	4	0.63	4.63	
▶ 4x400	5	Snider, Shelton, Newsome, Tarrant		4:01.87	12/11	12	1.49	13.49	
▶ DMR	6	Reyna, Tarrant, Carranza, Bazaldua		12:51.42	2/5	10	1.09	11.09	
▶ TJ	20	Bailee SKEEN	FR-1	10.96m	35-11½	2/11	0.45	0.00	0.45
▶ SP	9	Jadiah RILEY	JR-3	12.93m	42-5¼	12/11	6	0.53	6.53
▶ WT	18	Jadiah RILEY	JR-3	12.96m	42-6¼	2/5	0.6	0.00	0.60

Team Total **63.01**

13


Southwest Baptist
Mid-America Intercollegiate Athletics Association **71**

Event	Rank	Athlete	Yr	Mark	Date	Pl. Pts.	Bonus	TOTAL
▶ 60m	13	Corie CHUNING	FR-1	7.84	2/4	2	0.27	2.27
▶ 60m	19	Jenny BLAIR	SR-4	7.92	2/4	0.5	0.05	0.55
▶ 200m	11	Jenny BLAIR	SR-4	25.25	2/10	4	0.56	4.56
▶ 400m	6	Jenny BLAIR	SR-4	57.48	2/10	10	1.73	11.73
▶ 400m	10	Katie DUSENBURG	SO-2	59.58	2/10	5	0.44	5.44
▶ 800m	11	Mandy BRADY	FR-1	2:22.50	1/21	4	0.33	4.33
▶ 5000	10	Christina OWENSBY	FR-1	18:37.73	2/4	5	0.36	5.36
▶ 4x400	10	Dusenburg, Brady, Porter, Blair		4:09.03	2/4	5	0.29	5.29
▶ DMR	9	McVay, Dusenburg, Brady, Owensby		13:08.92	1/21	6	0.21	6.21

Team Total **46.95**

14


Texas A&M-Kingsville **unch**
Lone Star Conference

Event	Rank	Athlete	Yr	Mark	Date	Pl. Pts.	Bonus	TOTAL	
▶ 400m	15	Rhonida CARTER	SR-4	1:00.29	1/28	0.9	0.15	1.05	
▶ 800m	13	Erica ALVARADO	SR-4	2:22.67	2/5	2	0.30	2.30	
▶ 4x400	9	Jones, Zarate, Rios, Carter		4:08.70	2/5	6	0.34	6.34	
▶ HJ	15	Samantha ALVAREZ	FR-1	1.60m	5-3	2/5	0.9	0.00	0.90
▶ SP	19	Katie DUGIE	SO-2	12.07m	39-7¼	2/5	0.5	0.00	0.50

Team Total **11.74**

15


Incarnate Word **unch**
Heartland Conference

Event	Rank	Athlete	Yr	Mark	Date	Pl. Pts.	Bonus	TOTAL
▶ 4x400	13	Stanush, Piskunova, Fernandez, Watts		4:12.46	2/5	2	0.00	2.00

Team Total **2.57**

**2010 Indoor, Week #3**

Only those regionally ranked in top 20 are shown

WOMEN - Southeast

1		King College										▲ 3	
		Independent (DII)										87	
Event	Rank	Athlete	Yr	Mark	Date	Pl. Pts.	Bonus	TOTAL					
▶ 60m	2	Lanneickia BREWTON	FR-1	7.93	1/21	18	3.61	21.61					
▶ 60m	7	Kiana HAGLER	FR-1	8.34	1/21	8	1.07	9.07					
▶ 60m	14	Jill HOOKER	FR-1	8.54	1/21	1	0.21	1.21					
▶ 200m	2	Lanneickia BREWTON	FR-1	26.45	2/11	18	3.15	21.15					
▶ 200m	8	Jill HOOKER	FR-1	28.08	2/11	7	0.91	7.91					
▶ 200m	9	Kiana HAGLER	FR-1	28.16	2/11	6	0.82	6.82					
▶ 400m	1	Amanda DAVIS	SR-4	57.70	1/21	20	4.02	24.02					
▶ 400m	2	Brittany SIMMONS	SR-4	58.31	1/21	18	3.58	21.58					
▶ 400m	10	Rachel WINGARD	FR-1	1:05.07	2/11	5	0.51	5.51					
▶ 800m	2	Brittany SIMMONS	SR-4	2:23.42	1/21	18	3.40	21.40					
▶ 800m	15	Anna WALDBART	SR-4	2:52.13	1/21	0.9	0.00	0.90					
▶ Mile	2	Danielle BEAUVAIS	FR-1	5:27.71	2/11	18	2.27	20.27					
▶ Mile	9	Danielle ALFANO	JR-3	5:43.79	2/11	6	0.78	6.78					
▶ 5000	5	Hannah WITT	FR-1	19:31.52	1/21	12	0.00	12.00					
▶ H60m	11	Anna WALDBART	SR-4	11.14	2/11	4	0.53	4.53					
▶ H60m	14	Callie TODT	FR-1	11.77	2/11	1	0.08	1.08					
▶ 4x400	1	Davis, Simmons, Brewton, Wingard		4:04.64	1/21	20	10.87	30.87					
▶ LJ	3	Amanda DAVIS	SR-4	4.91m	16-1½	2/11	16	2.96	18.96				
▶ LJ	5	Lanneickia BREWTON	FR-1	4.81m	15-9½	2/11	12	2.23	14.23				
▶ LJ	6	Kiana HAGLER	FR-1	4.79m	15-8¾	2/11	10	2.11	12.11				
▶ TJ	3	Kiana HAGLER	FR-1	9.44m	30-11¾	2/11	16	1.23	17.23				
▶ SP	3	Ashtan HIBAR	FR-1	10.53m	34-6¾	2/11	16	3.43	19.43				
▶ SP	6	Kristie HURLSTON	SR-4	9.11m	29-10¾	2/11	10	1.09	11.09				
▶ WT	1	Kristie HURLSTON	SR-4	12.85m	42-2	2/11	20	9.04	29.04				
Team Total								339.54					

2		Limestone										▼ 1	
		Conference Carolinas										87	
Event	Rank	Athlete	Yr	Mark	Date	Pl. Pts.	Bonus	TOTAL					
▶ 60m	1	Bri BARBEE	SO-2	7.92	12/4	20	3.70	23.70					
▶ 60m	3	Jasmine WILKES	FR-1	7.96	12/4	16	3.36	19.36					
▶ 60m	17	Ashton SELLERS	FR-1	8.73	1/21	0.7	0.00	0.70					
▶ 200m	1	Bri BARBEE	SO-2	26.06	1/21	20	3.91	23.91					
▶ 200m	6	Maya STEWART	FR-1	27.59	12/4	10	1.49	11.49					
▶ 200m	7	Jasmine WILKES	FR-1	27.73	12/4	8	1.33	9.33					
▶ 200m	14	Ashton SELLERS	FR-1	29.12	1/21	1	0.16	1.16					
▶ 400m	4	Bri BARBEE	SO-2	1:00.99	1/21	14	2.15	16.15					
▶ 400m	9	Maya STEWART	FR-1	1:04.43	1/28	6	0.67	6.67					
▶ 400m	12	Jenny ALTIERI	SO-2	1:06.05	1/28	3	0.31	3.31					
▶ 400m	15	Ashton SELLERS	FR-1	1:07.71	1/28	0.9	0.00	0.90					
▶ 400m	17	Jalisa SAMUELS	SO-2	1:08.91	1/21	0.7	0.00	0.70					
▶ 800m	7	Brittany LAWSON	FR-1	2:40.43	12/4	8	0.81	8.81					
▶ 800m	9	Amanda CLAUSING	SO-2	2:44.57	12/4	6	0.41	6.41					
▶ 800m	13	Milissa RYDZIK	FR-1	2:46.36	1/21	2	0.30	2.30					
▶ Mile	4	Quanika BLACKMON	FR-1	5:32.66	12/4	14	1.68	15.68					
▶ Mile	6	Courtney RANKIN	SR-4	5:40.90	12/4	10	1.01	11.01					
▶ H60m	2	Jenny ALTIERI	SO-2	9.93	1/28	18	2.57	20.57					
▶ H60m	3	Ashton SELLERS	FR-1	9.96	1/28	16	2.49	18.49					
▶ H60m	7	Shivaun MONTGOMERY	SO-2	10.32	12/4	8	1.78	9.78					
▶ 4x400	4	Stewart, Samuels, Barbee, Wilkes		4:42.99	1/21	14	0.00	14.00					
▶ DMR	2	Blackmon, Rydzik, Lawson, Rankin		13:37.23	1/28	18	10.00	28.00					
▶ LJ	2	Sam MCGOWAN	SO-2	4.92m	16-1¾	12/4	18	3.04	21.04				
▶ LJ	4	Stephanie WILSON	FR-1	4.89m	16-¾	12/4	14	2.78	16.78				
▶ TJ	2	Stephanie WILSON	FR-1	10.02m	32-10¾	12/4	18	8.77	26.77				
▶ TJ	4	Sam MCGOWAN	SO-2	9.40m	30-10¾	12/4	14	0.71	14.71				
Team Total								331.74					

**2010 Indoor, Week #3**

Only those regionally ranked in top 20 are shown

WOMEN - Southeast**3****Lees-McRae**

Conference Carolinas

▼ **1**

Event	Rank	Athlete	Yr	Mark	Date	Pl. Pts.	Bonus	TOTAL
▶ 60m	5	Joy HALL	SO-2	8.24	12/4	12	1.60	13.60
▶ 60m	10	Auburn LOWE	FR-1	8.46	12/4	5	0.45	5.45
▶ 60m	11	Iesha POINDEXTER	FR-1	8.49	1/21	4	0.34	4.34
▶ 60m	13	Erin TYLER	SR-4	8.52	12/4	2	0.26	2.26
▶ 60m	18	Shantra MCCOY	JR-3	8.80	12/4	0.6	0.00	0.60
▶ 200m	11	Iesha POINDEXTER	FR-1	28.73	1/21	4	0.38	4.38
▶ 200m	12	Auburn LOWE	FR-1	28.86	12/4	3	0.30	3.30
▶ 200m	15	Joy HALL	SO-2	29.22	12/4	0.9	0.11	1.01
▶ 200m	18	Kayleen EARWOOD	FR-1	29.50	1/21	0.6	0.00	0.60
▶ 400m	11	Kayleen EARWOOD	FR-1	1:05.69	12/4	4	0.38	4.38
▶ 400m	13	Erin TYLER	SR-4	1:06.77	2/11	2	0.17	2.17
▶ 800m	14	Karyn BRAGMAN	SR-4	2:49.88	1/21	1	0.10	1.10
▶ 800m	16	Lindsey BUSH	FR-1	2:56.51	2/11	0.8	0.00	0.80
▶ Mile	7	Kira SHOEMAKER	JR-3	5:41.49	2/11	8	0.96	8.96
▶ Mile	12	Hannah HENDERSON	SO-2	5:51.52	1/14	3	0.42	3.42
▶ H60m	1	Shantra MCCOY	JR-3	9.85	12/4	20	2.79	22.79
▶ H60m	5	Erin TYLER	SR-4	10.02	1/14	12	2.34	14.34
▶ H60m	6	Rashawandra DOBY	FR-1	10.07	12/4	10	2.22	12.22
▶ H60m	10	Emily BROOKS	FR-1	11.03	12/4	5	0.66	5.66
▶ 4x400	3	Tyler, Lowe, Poindexter, Earwood		4:33.32	12/4	16	0.85	16.85
▶ PV	1	Hannah TRIMBLE	JR-3	2.90m	9-6½	20	10.00	30.00
▶ LJ	8	Erin TYLER	SR-4	4.48m	14-8½	7	0.27	7.27
▶ LJ	9	Auburn LOWE	FR-1	4.25m	13-11½	6	0.00	6.00
▶ LJ	10	Shantra MCCOY	JR-3	4.18m	13-8¾	5	0.00	5.00
▶ TJ	5	Shantra MCCOY	JR-3	8.76m	28-9	12	0.00	12.00
▶ SP	2	Crystal BASS	SO-2	10.56m	34-7¾	18	3.49	21.49
▶ SP	4	Kayla FRAZIER	FR-1	9.98m	32-9	14	2.48	16.48
▶ SP	5	Genay MILLER	FR-1	9.83m	32-3	12	2.24	14.24
▶ SP	8	Jamara COOK	FR-1	8.51m	27-11	7	0.14	7.14
▶ WT	3	Genay MILLER	FR-1	12.39m	40-7¾	16	1.92	17.92
▶ WT	4	Jamara COOK	FR-1	11.99m	39-4	14	0.00	14.00
▶ WT	6	Kayla FRAZIER	FR-1	9.49m	31-1¾	10	0.00	10.00
▶ WT	7	Crystal BASS	SO-2	8.26m	27-1¼	8	0.00	8.00

Team Total**298.51****4****Clayton State**

Peach Belt Conference

▲ **2**

Event	Rank	Athlete	Yr	Mark	Date	Pl. Pts.	Bonus	TOTAL
▶ 60m	15	Jasmine MADISON	FR-1	8.69	2/11	0.9	0.00	0.90
▶ 60m	20	Cherie SAYON	SO-2	8.88	2/11	0.45	0.00	0.45
▶ 200m	3	Keisha ETIENNE	SR-4	26.55	2/11	16	2.96	18.96
▶ 200m	19	Jasmine MADISON	FR-1	29.95	2/11	0.5	0.00	0.50
▶ 400m	3	Keisha ETIENNE	SR-4	58.43	2/11	16	3.49	19.49
▶ 400m	6	Natasha GASS	SR-4	1:02.85	2/11	10	1.33	11.33
▶ 800m	4	Keisha ETIENNE	SR-4	2:26.60	2/5	14	2.71	16.71
▶ 800m	5	Monique BELMUDES	FR-1	2:26.86	2/11	12	2.65	14.65
▶ 800m	8	Rene MARES	SO-2	2:41.20	2/5	7	0.71	7.71
▶ Mile	3	Kourtney AYLOR	SO-2	5:28.62	2/11	16	2.15	18.15
▶ Mile	5	Paige GALVIN	FR-1	5:40.01	2/11	12	1.08	13.08
▶ Mile	11	Rene MARES	SO-2	5:49.38	2/5	4	0.51	4.51
▶ Mile	15	Megan BARNES	SO-2	6:01.38	2/5	0.9	0.06	0.96
▶ 4x400	2	Etienne, Gass, Belmudes, Aylor		4:11.47	2/5	18	8.28	26.28
▶ DMR	1	Galvin, Gass, Belmudes, Aylor		13:12.07	2/5	20	10.00	30.00
▶ LJ	1	Natasha GASS	SR-4	5.24m	17-2¼	20	5.81	25.81
▶ SP	7	Hailii HOFFMAN	FR-1	8.75m	28-8¾	8	0.52	8.52

Team Total**218.65**



2010 Indoor, Week #3

Only those regionally ranked in top 20 are shown

WOMEN - Southeast

5



Anderson (S.C.)

Conference Carolinas

▼ 2

Event	Rank	Athlete	Yr	Mark	Date	Pl. Pts.	Bonus	TOTAL
▶ 60m	4	Krishawn HALL	FR-1	8.14	1/14	14	2.14	16.14
▶ 60m	6	Re'Jeania EVANS	FR-1	8.28	1/14	10	1.39	11.39
▶ 60m	9	Sarah SOLSBEE	SO-2	8.41	1/21	6	0.71	6.71
▶ 200m	4	Krishawn HALL	FR-1	27.31	1/21	14	1.83	15.83
▶ 200m	5	Re'Jeania EVANS	FR-1	27.58	1/21	12	1.51	13.51
▶ 200m	16	Sarah SOLSBEE	SO-2	29.24	1/21	0.8	0.09	0.89
▶ 800m	6	Kathryn PURINTON	FR-1	2:38.91	1/14	10	1.00	11.00
▶ 800m	12	Isabel BERRY	FR-1	2:46.21	1/14	3	0.31	3.31
▶ 800m	17	Katy LAIRD	SO-2	2:57.19	1/14	0.7	0.00	0.70
▶ Mile	14	Emily ECKROTH	FR-1	5:59.32	1/14	1	0.13	1.13
▶ Mile	19	Kristin PAGE	FR-1	6:28.12	1/28	0.5	0.00	0.50
▶ 5000	3	Whitney BISHOFF	SO-2	17:48.09	2/11	16	1.10	17.10
▶ H60m	9	Katelyn RODGERS	JR-3	11.01	1/21	6	0.69	6.69
▶ HJ	1	Katelyn RODGERS	JR-3	1.53m	5-¼	20	8.98	28.98
▶ SP	1	Lauren SLOAN	SO-2	11.95m	39-2½	20	6.61	26.61
▶ SP	9	Paige DOCKINS	FR-1	6.82m	22-4½	6	0.00	6.00
▶ WT	1	Durecelle CAMPBELL	JR-3	12.85m	42-2	20	9.04	29.04
▶ WT	5	Lauren SLOAN	SO-2	11.39m	37-4½	12	0.00	12.00
Team Total								207.52

6



Mars Hill

South Atlantic Conference

Event	Rank	Athlete	Yr	Mark	Date	Pl. Pts.	Bonus	TOTAL
▶ 60m	11	Sharisse SUTHERLAND	SR-4	8.49	12/4	4	0.34	4.34
▶ 60m	16	Jessica MCENTYRE	SO-2	8.70	12/4	0.8	0.00	0.80
▶ 60m	19	Chelsea DAUGHTRY	SR-4	8.82	12/4	0.5	0.00	0.50
▶ 200m	13	Jamila WALKER	FR-1	29.10	2/11	2	0.17	2.17
▶ 200m	17	Jessica MCENTYRE	SO-2	29.29	1/21	0.7	0.07	0.77
▶ 200m	20	Chelsea DAUGHTRY	SR-4	30.01	1/21	0.45	0.00	0.45
▶ 400m	7	Cassie ADAMSON	JR-3	1:03.48	12/4	8	1.07	9.07
▶ 400m	19	Jamila WALKER	FR-1	1:09.83	1/14	0.5	0.00	0.50
▶ 400m	20	Lacey BRADLEY	FR-1	1:09.97	2/11	0.45	0.00	0.45
▶ 800m	3	Cassie ADAMSON	JR-3	2:25.40	2/11	16	2.97	18.97
▶ 800m	19	Ashley MCCARTHY	SR-4	3:02.87	1/21	0.5	0.00	0.50
▶ Mile	10	Cassie ADAMSON	JR-3	5:46.07	1/14	5	0.64	5.64
▶ Mile	13	Rachael ROGERS	FR-1	5:55.78	2/11	2	0.26	2.26
▶ H60m	4	Nadine HAYES	SR-4	9.99	2/11	14	2.42	16.42
▶ H60m	8	Meredith MERCER	SO-2	10.98	2/11	7	0.73	7.73
▶ H60m	12	Ginny SMITH	SO-2	11.35	1/14	3	0.37	3.37
▶ H60m	13	Ashley MCCARTHY	SR-4	11.39	12/4	2	0.34	2.34
▶ H60m	15	Victoria WINGLER	FR-1	12.11	12/4	0.9	0.00	0.90
▶ 4x400	5	Daughtry, Rogers, Holloway, Adamson		4:51.42	1/14	12	0.00	12.00
▶ HJ	1	Ashley MCCARTHY	SR-4	1.53m	5-¼	20	8.98	28.98
▶ HJ	3	Ginny SMITH	SO-2	1.48m	4-10¼	16	2.05	18.05
▶ LJ	7	Shannon TOTMAN	FR-1	4.57m	15-0	8	0.80	8.80
▶ TJ	1	Shannon TOTMAN	FR-1	10.06m	33-¾	20	9.29	29.29
Team Total								175.24



2010 Indoor, Week #3

Only those regionally ranked in top 20 are shown

WOMEN - Southeast

7



Queens (N.C.)

Conference Carolinas

▼ 2

15

Event	Rank	Athlete	Yr	Mark	Date	Pl. Pts.	Bonus	TOTAL
▶ 60m	8	Jessica GOODWATER	JR-3	8.39	1/21	7	0.81	7.81
▶ 200m	10	Jessica GOODWATER	JR-3	28.17	1/21	5	0.81	5.81
▶ 400m	8	Jamie POINTER	SO-2	1:03.97	1/21	7	0.86	7.86
▶ 400m	16	Melanie BERGEN	FR-1	1:08.75	1/21	0.8	0.00	0.80
▶ 400m	18	Lauren FEUDALE	JR-3	1:09.38	1/21	0.6	0.00	0.60
▶ 800m	1	Maraya SLATTER	FR-1	2:20.97	2/11	20	3.96	23.96
▶ 800m	10	Amanda WRIGHT	SO-2	2:45.41	1/21	5	0.36	5.36
▶ 800m	11	Brynn FEENEY	FR-1	2:46.10	2/11	4	0.32	4.32
▶ 800m	18	Paloma WEINER	FR-1	3:01.44	1/21	0.6	0.00	0.60
▶ Mile	1	Tanya ZEFERJAHN	SR-4	4:53.33	2/4	20	7.12	27.12
▶ Mile	8	Katie SNOW	FR-1	5:41.71	1/21	7	0.94	7.94
▶ Mile	17	Hannah DEMARCO	SR-4	6:20.49	1/21	0.7	0.00	0.70
▶ Mile	18	Olivia CHESTER	FR-1	6:23.12	1/21	0.6	0.00	0.60
▶ 5000	1	Tanya ZEFERJAHN	SR-4	16:13.70	1/28	20	11.74	31.74
▶ 5000	2	Meagan NEDLO	SR-4	16:54.67	2/4	18	6.88	24.88
▶ 5000	4	Jessica NEVILLE	JR-3	17:56.01	2/4	14	0.29	14.29

Team Total 164.38

8



Carson-Newman

South Atlantic Conference

▼ 1

Event	Rank	Athlete	Yr	Mark	Date	Pl. Pts.	Bonus	TOTAL
▶ 400m	5	Catelyn DAKE	SR-4	1:02.83	2/5	12	1.34	13.34
▶ 400m	14	Rachel LOGEMANN	FR-1	1:06.97	2/5	1	0.13	1.13
▶ Mile	16	Brooke EARHART	FR-1	6:06.80	2/5	0.8	0.00	0.80

Team Total 15.27



2010 Indoor, Week #3

Only those regionally ranked in top 20 are shown

WOMEN - West



Cal State LA

California Collegiate Athletic Association

unch

17

▶ PENT 6 Jamilah ST. CYR SR-4 3,020 1/28 10 1.67 11.67

Team Total 505.13

Event	Rank	Athlete	Yr	Mark	Date	Pl. Pts.	Bonus	TOTAL
▶ 60m	3	Moriah JUBREY	JR-3	7.79	2/4	16	2.50	18.50
▶ 60m	7	Jamilah ST. CYR	SR-4	7.95	2/11	8	1.23	9.23
▶ 60m	8	Michelle VAUGHNER	SO-2	8.03	2/4	7	0.73	7.73
▶ 60m	12	Tanyshia RIDLEY	SR-4	8.11	2/4	3	0.25	3.25
▶ 60m	18	Jennifer SHOATE	JR-3	8.15	2/11	0.6	0.12	0.72
▶ 200m	2	Moriah JUBREY	JR-3	25.32	2/11	18	3.05	21.05
▶ 200m	3	Shianne SMITH	SR-4	25.45	2/11	16	2.59	18.59
▶ 200m	7	Jennifer SHOATE	JR-3	26.01	1/28	8	1.03	9.03
▶ 200m	16	Brittany MANUEL	JR-3	26.45	2/11	0.8	0.22	1.02
▶ 400m	4	Brittany MANUEL	JR-3	58.53	2/11	14	1.95	15.95
▶ 400m	10	Jennifer SHOATE	JR-3	1:00.25	2/11	5	0.51	5.51
▶ 800m	19	Justina SADAUSKAITE	SO-2	2:24.04	2/11	0.5	0.00	0.50
▶ Mile	8	Liliana HERNANDEZ	SR-4	5:09.51	2/11	7	0.70	7.70
▶ 5000	2	Liliana HERNANDEZ	SR-4	17:40.98	2/4	18	8.47	26.47
▶ 5000	3	Dora PEREZ	SR-4	18:03.59	2/11	16	2.70	18.70
▶ H60m	2	Jamilah ST. CYR	SR-4	8.67	2/4	18	3.99	21.99
▶ H60m	3	Shianne SMITH	SR-4	8.96	1/28	16	2.29	18.29
▶ H60m	6	Jennifer SHOATE	JR-3	9.23	2/4	10	1.12	11.12
▶ H60m	8	Tanyshia RIDLEY	SR-4	9.31	2/4	7	0.83	7.83
▶ H60m	10	Tuekeha HUNTLEY	SO-2	9.33	2/4	5	0.76	5.76
▶ H60m	11	Ashley FLETCHER	JR-3	9.46	2/4	4	0.40	4.40
▶ 4x400	1	Manuel, Smith, Shoate, Jubrey		3:48.77	2/11	20	5.15	25.15
▶ DMR	4	Sadauskaite, Perez, Belt, Hernandez		13:15.02	2/4	14	0.00	14.00
▶ HJ	6	Tuekeha HUNTLEY	SO-2	1.58m	5-2¼	10	0.99	10.99
▶ HJ	6	Shianne SMITH	SR-4	1.58m	5-2¼	10	0.99	10.99
▶ HJ	6	Ashley FLETCHER	JR-3	1.58m	5-2¼	10	0.99	10.99
▶ HJ	16	Jamilah ST. CYR	SR-4	1.52m	4-11¼	0.8	0.07	0.87
▶ LJ	1	Shianne SMITH	SR-4	5.83m	19-1½	20	6.26	26.26
▶ LJ	4	Tanyshia RIDLEY	SR-4	5.29m	17-4¼	14	1.36	15.36
▶ LJ	5	Jamilah ST. CYR	SR-4	5.25m	17-2¾	12	1.00	13.00
▶ LJ	8	Tuekeha HUNTLEY	SO-2	5.21m	17-1¼	7	0.75	7.75
▶ LJ	9	Ashley FLETCHER	JR-3	5.16m	16-11¼	6	0.44	6.44
▶ TJ	12	Jamilah ST. CYR	SR-4	10.72m	35-2	3	0.29	3.29
▶ TJ	15	Tanyshia RIDLEY	SR-4	10.63m	34-10½	0.9	0.15	1.05
▶ SP	2	Jamilah ST. CYR	SR-4	13.59m	44-7	18	3.94	21.94
▶ SP	4	Tuekeha HUNTLEY	SO-2	12.84m	42-1½	14	2.26	16.26
▶ SP	5	Te' Ahnalin HARRIS	SO-2	12.82m	42-¾	12	2.22	14.22
▶ WT	15	Jamilah ST. CYR	SR-4	10.12m	33-2½	0.9	0.00	0.90
▶ PENT	1	Shianne SMITH	SR-4	3,584	1/28	20	2.83	22.83
▶ PENT	2	Tuekeha HUNTLEY	SO-2	3,391	2/4	18	2.39	20.39
▶ PENT	4	Ashley FLETCHER	JR-3	3,055	1/28	14	1.73	15.73



2010 Indoor, Week #3

Only those regionally ranked in top 20 are shown

WOMEN - West

2

Seattle Pacific

Great Northwest Athletic Conference

unch
8

Event	Rank	Athlete	Yr	Mark	Date	Pl. Pts.	Bonus	TOTAL
▶ 60m	12	Chrystal SIMS	JR-3	8.11	2/13	3	0.25	3.25
▶ 400m	8	Jenifer PIKE	JR-3	1:00.00	2/13	7	0.71	7.71
▶ 400m	14	Emily QUATIER	FR-1	1:00.54	2/13	1	0.27	1.27
▶ 800m	2	Jane LARSON	SR-4	2:12.81	2/11	18	2.87	20.87
▶ 800m	3	Lisa ANDERBERG	SR-4	2:13.06	2/11	16	2.75	18.75
▶ 800m	17	Kelsey BROWN	FR-1	2:23.19	2/13	0.7	0.06	0.76
▶ Mile	1	Jessica PIXLER	SR-4	4:32.88	2/11	20	5.97	25.97
▶ Mile	2	Jane LARSON	SR-4	4:48.75	2/11	18	3.32	21.32
▶ Mile	5	Kate HARLINE	SR-4	5:00.11	2/11	12	1.61	13.61
▶ Mile	15	Lisa ANDERBERG	SR-4	5:18.69	2/6	0.9	0.14	1.04
▶ H60m	5	Terra SCHUMACHER	JR-3	9.22	1/28	12	1.16	13.16
▶ H60m	14	Jenifer PIKE	JR-3	9.60	1/15	1	0.16	1.16
▶ 4x400	6	Anderberg, Larson, Brown, Lewis		4:09.76	1/15	10	1.11	11.11
▶ DMR	1	Anderberg, Larson, Pixler, Sims		11:33.13	1/15	20	10.80	30.80
▶ HJ	1	Brittany AANSTAD	JR-3	1.67m	5-5½	20	3.59	23.59
▶ HJ	2	Ali WORTHEN	SO-2	1.65m	5-5	18	2.88	20.88
▶ HJ	2	Katy GROSS	FR-1	1.65m	5-5	18	2.88	20.88
▶ HJ	10	Jacquie MATTSON	JR-3	1.57m	5-1¾	5	0.75	5.75
▶ HJ	20	Jenifer PIKE	JR-3	1.49m	4-10½	0.45	0.00	0.45
▶ PV	2	Melissa PEASLEE	JR-3	3.60m	11-9¾	18	2.53	20.53
▶ PV	4	Terra SCHUMACHER	JR-3	3.50m	11-5¾	14	1.94	15.94
▶ PV	9	Michaela CALDWELL	SO-2	3.30m	10-10	6	0.91	6.91
▶ PV	10	Kjersti GEDDE	SO-2	3.25m	10-8	5	0.72	5.72
▶ LJ	3	Kelly JENKINS	FR-1	5.30m	17-4¾	16	1.45	17.45
▶ LJ	6	Trinna MIRANDA	FR-1	5.22m	17-1½	10	0.81	10.81
▶ LJ	6	Amanda ALVAREZ	FR-1	5.22m	17-1½	10	0.81	10.81
▶ LJ	10	Brittany AANSTAD	JR-3	5.15m	16-10¾	5	0.40	5.40
▶ LJ	17	Natalie NOBBS	SO-2	4.99m	16-4½	0.7	0.00	0.70
▶ LJ	19	Ali WORTHEN	SO-2	4.96m	16-3¾	0.5	0.00	0.50
▶ LJ	19	Chrystal SIMS	JR-3	4.96m	16-3¾	0.5	0.00	0.50
▶ TJ	2	Amanda ALVAREZ	FR-1	11.68m	38-4	18	3.32	21.32
▶ TJ	8	Athena ALVAREZ	FR-1	11.00m	36-1¾	7	0.90	7.90
▶ TJ	9	Trinna MIRANDA	FR-1	10.94m	35-10¾	6	0.71	6.71
▶ TJ	10	Kelly JENKINS	FR-1	10.84m	35-6¾	5	0.48	5.48
▶ TJ	14	Katy GROSS	FR-1	10.64m	34-11	1	0.17	1.17
▶ TJ	17	Kira LEWIS	FR-1	10.49m	34-5	0.7	0.00	0.70
▶ TJ	20	Jocelyn CHARETTE	SR-4	10.22m	33-6½	0.45	0.00	0.45
▶ PENT	3	Brittany AANSTAD	JR-3	3,307	1/28	16	2.19	18.19
▶ PENT	5	Jenifer PIKE	JR-3	3,043	1/28	12	1.71	13.71
▶ PENT	7	Chrystal SIMS	JR-3	2,983	1/28	8	1.61	9.61

3

Western Washington

Great Northwest Athletic Conference

unch
22

Event	Rank	Athlete	Yr	Mark	Date	Pl. Pts.	Bonus	TOTAL
▶ 60m	6	Joana HOUPLIN	SO-2	7.91	2/13	10	1.48	11.48
▶ 60m	9	Megan ZUKOWSKI	JR-3	8.04	2/11	6	0.67	6.67
▶ 60m	11	Ellie SILER	SO-2	8.10	2/13	4	0.31	4.31
▶ 200m	10	Ellie SILER	SO-2	26.09	2/13	5	0.85	5.85
▶ 200m	14	Joana HOUPLIN	SO-2	26.39	2/13	1	0.29	1.29
▶ 200m	15	Megan ZUKOWSKI	JR-3	26.41	2/13	0.9	0.27	1.17
▶ 200m	18	Sarah BROWNELL	JR-3	26.53	2/13	0.6	0.14	0.74
▶ 400m	1	Ellie SILER	SO-2	56.92	1/28	20	3.93	23.93
▶ 400m	5	Megan O'CONNELL	JR-3	59.38	1/28	12	1.23	13.23
▶ 400m	7	Sarah BROWNELL	JR-3	59.97	1/15	8	0.74	8.74
▶ 800m	9	Rachael JOHNSON	JR-3	2:19.25	1/28	6	0.66	6.66
▶ 800m	12	Megan O'CONNELL	JR-3	2:21.06	1/15	3	0.38	3.38
▶ 800m	14	Cheri WATSON	JR-3	2:22.16	2/13	1	0.21	1.21
▶ 800m	20	Haida IKEDA	FR-1	2:24.81	2/13	0.45	0.00	0.45
▶ Mile	3	Courtney OLSEN	SR-4	4:56.85	2/13	16	2.08	18.08
▶ Mile	4	Sarah PORTER	JR-3	4:57.69	1/28	14	1.95	15.95
▶ Mile	7	Lauren BREIHOF	JR-3	5:07.05	2/13	8	0.93	8.93
▶ Mile	11	Rachael JOHNSON	JR-3	5:14.11	2/13	4	0.34	4.34
▶ Mile	18	Jessica BOYER	SO-2	5:21.59	1/15	0.6	0.01	0.61
▶ 5000	1	Lauren BREIHOF	JR-3	17:39.60	1/28	20	8.83	28.83
▶ H60m	4	Michelle HOWE	JR-3	9.02	1/28	14	1.96	15.96
▶ H60m	12	Tanya BJORNSSON	FR-1	9.50	2/13	3	0.34	3.34
▶ H60m	15	Alexandra MCDONALD	FR-1	9.63	2/13	0.9	0.11	1.01
▶ H60m	18	Shelby ROWLAND	FR-1	9.80	2/13	0.6	0.00	0.60
▶ 4x400	2	Siler, Howe, Brownell, O'Connell		3:52.50	2/11	18	4.22	22.22
▶ DMR	2	Olsen, O'Connell, Johnson, Porter		11:47.17	1/28	18	7.77	25.77
▶ HJ	5	Amanda OVERDICK	FR-1	1.60m	5-3	12	1.48	13.48
▶ PV	5	Amanda DIENNO	SR-4	3.45m	11-3¾	12	1.68	13.68
▶ PV	6	Robin MUELLER	SO-2	3.38m	11-1	10	1.32	11.32
▶ PV	10	Elsa COUVELIER	SR-4	3.25m	10-8	5	0.72	5.72
▶ PV	12	Jennifer QUICK	JR-3	3.23m	10-7	3	0.67	3.67
▶ PV	13	Diana DIMARCO	JR-3	3.10m	10-2	2	0.32	2.32
▶ PV	15	Karis ANDERSON	FR-1	2.95m	9-8	0.9	0.00	0.90
▶ PV	20	Kristi GROSS	SO-2	2.80m	9-2¾	0.45	0.00	0.45
▶ LJ	2	Emily WARMAN	SO-2	5.73m	18-9¾	18	5.36	23.36
▶ TJ	1	Emily WARMAN	SO-2	11.76m	38-7	20	3.68	23.68
▶ SP	20	Brittany JONES	FR-1	10.92m	35-10	0.45	0.00	0.45
▶ WT	19	Emily SPIEKER	FR-1	8.55m	28-¾	0.5	0.00	0.50

Team Total

426.65

Team Total

335.74



2010 Indoor, Week #3

Only those regionally ranked in top 20 are shown

WOMEN - West

4

Northwest Nazarene
Great Northwest Athletic Conference

unch

62

Event	Rank	Athlete	Yr	Mark	Date	Pl. Pts.	Bonus	TOTAL	
▶ 60m	15	Melissa GRAMMER	FR-1	8.12	1/29	0.9	0.21	1.11	
▶ 200m	19	Melissa GRAMMER	FR-1	26.56	2/4	0.5	0.10	0.60	
▶ 400m	12	Elisa DECKER	JR-3	1:00.37	12/3	3	0.41	3.41	
▶ 400m	19	Shanna RIPPY	FR-1	1:01.18	2/11	0.5	0.00	0.50	
▶ 800m	5	Jaclyn PUGA	JR-3	2:14.99	2/11	12	1.89	13.89	
▶ 800m	7	Michelle PHILLIPS	SR-4	2:16.89	2/4	8	1.27	9.27	
▶ 800m	8	Christine HARWOOD	FR-1	2:17.01	2/11	7	1.23	8.23	
▶ Mile	9	Michelle PHILLIPS	SR-4	5:10.64	2/11	6	0.60	6.60	
▶ Mile	12	Jordan POWELL	FR-1	5:15.11	2/11	3	0.30	3.30	
▶ 5000	5	Ashley RENDAHL	JR-3	19:42.48	2/4	12	0.00	12.00	
▶ H60m	19	Jill BENNETT	SO-2	9.81	2/11	0.5	0.00	0.50	
▶ 4x400	5	Rippy, Ciaccio, Harwood, Tidwell		4:06.45	2/11	12	1.60	13.60	
▶ DMR	3	Phillips, Decker, Harwood, Puga		12:18.50	2/4	16	1.43	17.43	
▶ HJ	10	Jasmyn JEWITT	FR-1	1.57m	5-1½	12/3	5	0.75	5.75
▶ HJ	13	Jill BENNETT	SO-2	1.53m	5-¼	1/29	2	0.19	2.19
▶ PV	7	Karina ELZINGA	SR-4	3.35m	10-11½	12/3	8	1.17	9.17
▶ PV	8	MJ USABEL	SR-4	3.31m	10-10½	2/11	7	0.96	7.96
▶ PV	14	Ashley EGGER	JR-3	3.01m	9-10½	2/11	1	0.08	1.08
▶ PV	17	Amanda KONZAL	SO-2	2.90m	9-6½	2/4	0.7	0.00	0.70
▶ LJ	13	Jasmyn JEWITT	FR-1	5.11m	16-9¼	2/4	2	0.28	2.28
▶ LJ	15	Laura VONARX	SR-4	5.06m	16-7¼	2/11	0.9	0.13	1.03
▶ LJ	18	Molly REID	SO-2	4.97m	16-3¾	2/4	0.6	0.00	0.60
▶ LJ	19	Jill BENNETT	SO-2	4.96m	16-3¼	12/3	0.5	0.00	0.50
▶ TJ	4	Laura VONARX	SR-4	11.51m	37-9¼	12/3	14	2.55	16.55
▶ TJ	7	Jasmyn JEWITT	FR-1	11.04m	36-2¼	2/11	8	1.02	9.02
▶ TJ	11	Maycee BEKKEDAHL	JR-3	10.76m	35-3¾	2/11	4	0.35	4.35
▶ TJ	13	Molly REID	SO-2	10.67m	35-¼	2/4	2	0.21	2.21
▶ TJ	18	Annie LARLEE	JR-3	10.48m	34-4¼	1/29	0.6	0.00	0.60
▶ SP	1	Joy WARRINGTON	SO-2	13.63m	44-8¾	1/29	20	4.05	24.05
▶ SP	10	Carly DRANGINIS	FR-1	11.71m	38-5	1/29	5	0.32	5.32
▶ SP	19	Shayna SHUTE	JR-3	11.08m	36-4¼	2/11	0.5	0.00	0.50
▶ WT	3	Joy WARRINGTON	SO-2	14.89m	48-10¼	2/11	16	2.18	18.18
▶ WT	4	Erika MCCARTHY	SR-4	14.37m	47-1¾	2/11	14	1.77	15.77
▶ WT	6	Carly DRANGINIS	FR-1	14.12m	46-4	2/11	10	1.60	11.60
▶ WT	7	Shayna SHUTE	JR-3	14.10m	46-3¾	2/11	8	1.59	9.59
▶ WT	13	Alicia HEDRICK	FR-1	10.68m	35-½	1/29	2	0.07	2.07
▶ WT	16	Bailey OSBORN	SO-2	10.08m	33-1	2/4	0.8	0.00	0.80
▶ WT	17	Sarah MATTLY	FR-1	10.04m	32-11¼	2/11	0.7	0.00	0.70
▶ PENT	8	Jill BENNETT	SO-2	2,927	12/3	7	1.51	8.51	
▶ PENT	9	Laura VONARX	SR-4	2,767	12/3	6	1.31	7.31	
▶ PENT	11	Beth MCLAM	JR-3	2,446	2/11	4	0.95	4.95	

▶ PENT

14

Ali ROTTA

FR-1

1,625

2/11

1

0.02

1.02

Team Total 266.80

5

Cal State Dominguez Hunch
California Collegiate Athletic Association

unch

42

Event	Rank	Athlete	Yr	Mark	Date	Pl. Pts.	Bonus	TOTAL
▶ 60m	1	MONIKKIA WHITE	FR-1	7.71	2/12	20	3.28	23.28
▶ 60m	2	Chanel PARKER	JR-3	7.74	2/4	18	2.98	20.98
▶ 60m	5	BREIONNA JACKSON	FR-1	7.81	2/12	12	2.30	14.30
▶ 60m	10	Destiny TYLER	SO-2	8.09	2/4	5	0.37	5.37
▶ 200m	4	MONIKKIA WHITE	FR-1	25.80	2/12	14	1.50	15.50
▶ 200m	5	Chanel PARKER	JR-3	25.83	1/28	12	1.43	13.43
▶ 200m	6	Nancy BLAKE	JR-3	25.87	1/28	10	1.34	11.34
▶ 200m	10	BREIONNA JACKSON	FR-1	26.09	2/12	5	0.85	5.85
▶ 200m	13	Dora BALDWIN	SO-2	26.27	1/28	2	0.46	2.46
▶ 400m	2	Nancy BLAKE	JR-3	56.95	1/28	18	3.89	21.89
▶ 400m	3	Dora BALDWIN	SO-2	57.62	2/12	16	3.00	19.00
▶ 400m	13	JANETTE MORFIN	JR-3	1:00.44	2/12	2	0.35	2.35
▶ 400m	16	Monique JOSEPH	JR-3	1:00.73	2/12	0.8	0.17	0.97
▶ H60m	1	Chanel PARKER	JR-3	8.54	2/4	20	4.79	24.79
▶ 4x400	3	Parker, Baldwin, Blake, Tyler		3:55.76	2/12	16	3.43	19.43
▶ PENT	13	Judith FISHER	SR-4	1,903	1/28	2	0.33	2.33

Team Total 203.69



2010 Indoor, Week #3

Only those regionally ranked in top 20 are shown

WOMEN - West

6



San Francisco State unch

California Collegiate Athletic Association

69

Event	Rank	Athlete	Yr	Mark	Date	Pl. Pts.	Bonus	TOTAL
▶ 60m	4	Alicia CHAMBERS	SO-2	7.80	1/22	14	2.40	16.40
▶ 60m	15	Carrie THOMAS	SO-2	8.12	1/22	0.9	0.21	1.11
▶ 60m	18	Brittany JOHNSON	SO-2	8.15	1/15	0.6	0.12	0.72
▶ 200m	1	Alicia CHAMBERS	SO-2	25.26	1/22	20	3.26	23.26
▶ 200m	8	Carrie THOMAS	SO-2	26.04	2/4	7	0.96	7.96
▶ 400m	6	Samantha EGGERT	FR-1	59.40	2/4	10	1.21	11.21
▶ 400m	11	Tyler DALBEY	SR-4	1:00.28	2/4	4	0.48	4.48
▶ 400m	15	Stefeny BUTLER	FR-1	1:00.56	2/4	0.9	0.26	1.16
▶ Mile	6	Brittany GARRETT	SR-4	5:04.18	2/13	10	1.21	11.21
▶ 4x400	4	Eggert, Thomas, Butler, Chambers		4:00.35	2/13	14	2.53	16.53
▶ HJ	4	Felicia TERWILLIGER	SO-2	1.63m	5-4½	14	2.20	16.20
▶ HJ	6	Meagen MOIOLA	SO-2	1.58m	5-2½	10	0.99	10.99
▶ SP	3	Luisa MUSIKA	SO-2	13.25m	43-5¾	16	3.08	19.08
▶ SP	16	Lindsay MACHADO	FR-1	11.14m	36-6¾	0.8	0.00	0.80
▶ WT	1	Luisa MUSIKA	SO-2	16.19m	53-1½	20	3.44	23.44
▶ WT	8	Deirdra BRIDGETT	SO-2	13.66m	44-9¾	7	1.28	8.28
▶ WT	9	Cassandra FREEMAN	JR-3	13.50m	44-3¾	6	1.18	7.18
Team Total								180.66

7



Western Oregon unch

Great Northwest Athletic Conference

49

Event	Rank	Athlete	Yr	Mark	Date	Pl. Pts.	Bonus	TOTAL
▶ 60m	12	Stefani DITTMAR	SR-4	8.11	1/28	3	0.25	3.25
▶ 60m	17	Lacey MEUSEC	JR-3	8.13	1/28	0.7	0.18	0.88
▶ 200m	9	Sarah KATHREIN	FR-1	26.07	2/11	6	0.90	6.90
▶ 200m	17	Lacey MEUSEC	JR-3	26.48	1/28	0.7	0.19	0.89
▶ 400m	18	Sarah KATHREIN	FR-1	1:00.80	1/28	0.6	0.14	0.74
▶ 400m	20	Lexi POLA	FR-1	1:01.21	2/13	0.45	0.00	0.45
▶ 800m	1	Annan APPLEBEE	JR-3	2:11.53	1/28	20	3.52	23.52
▶ 800m	6	Janelle EVERETTS	SO-2	2:16.00	1/28	10	1.56	11.56
▶ 800m	10	Erika SNAWDER	JR-3	2:20.22	2/13	5	0.51	5.51
▶ 800m	11	Zoe SKORDAHL	SO-2	2:20.83	2/13	4	0.42	4.42
▶ 800m	15	Meryl BUTCHER	SO-2	2:22.62	2/13	0.9	0.15	1.05
▶ 800m	18	Erica ZAMBON	SR-4	2:23.80	2/13	0.6	0.00	0.60
▶ Mile	10	Erika SNAWDER	JR-3	5:12.78	2/6	5	0.41	5.41
▶ Mile	14	Tricia MORRISON	JR-3	5:18.56	2/6	1	0.14	1.14
▶ Mile	16	Janelle EVERETTS	SO-2	5:20.68	2/13	0.8	0.05	0.85
▶ Mile	19	Erica ZAMBON	SR-4	5:23.92	2/6	0.5	0.00	0.50
▶ H60m	7	Janna VANDER MEULEN	SO-2	9.24	2/13	8	1.09	9.09
▶ H60m	9	Mandy KEIFER	JR-3	9.32	2/13	6	0.80	6.80
▶ H60m	13	Kaitlyn REID	JR-3	9.59	1/15	2	0.18	2.18
▶ H60m	17	Ali MOSHER	SO-2	9.73	1/15	0.7	0.00	0.70
▶ 4x400	7	Dittmar, Meusec, Kathrein, Skordahl		4:10.53	1/15	8	1.00	9.00
▶ HJ	10	Karah AMBROSE	FR-1	1.57m	5-1½	5	0.75	5.75
▶ HJ	16	Kelsey NEILSON	SO-2	1.52m	4-11½	0.8	0.07	0.87
▶ LJ	11	Mandy KEIFER	JR-3	5.14m	16-10¾	4	0.37	4.37
▶ LJ	12	Ashley POTTER	SO-2	5.12m	16-9¾	3	0.31	3.31
▶ TJ	3	Ashley POTTER	SO-2	11.57m	37-11½	16	2.82	18.82
▶ TJ	16	Mandy KEIFER	JR-3	10.52m	34-6¾	0.8	0.00	0.80
▶ SP	17	Mandy KEIFER	JR-3	11.12m	36-5¾	0.7	0.00	0.70
Team Total								132.50



2010 Indoor, Week #3

Only those regionally ranked in top 20 are shown

WOMEN - West

8



Cal State Stanislaus unch

California Collegiate Athletic Association

36

Event	Rank	Athlete	Yr	Mark	Date	Pl. Pts.	Bonus	TOTAL	
▶ 400m	9	Derrhea MCLIECHEY	SO-2	1:00.13	1/22	6	0.61	6.61	
▶ 800m	4	April MONTGOMERY	SR-4	2:14.44	2/13	14	2.07	16.07	
▶ 800m	16	Rubye FOLDAGER	SO-2	2:22.73	2/13	0.8	0.13	0.93	
▶ Mile	13	Denali FOLDAGER	SO-2	5:16.51	1/22	2	0.23	2.23	
▶ 5000	6	Lindsay GARCIA	SO-2	19:44.13	2/4	10	0.00	10.00	
▶ H60m	19	Brittini SHOWERS	FR-1	9.81	2/4	0.5	0.00	0.50	
▶ 4x400	8	Showers, McLiechey, Foldager, Montgomery		4:12.47	1/22	7	0.72	7.72	
▶ HJ	13	Rio SCHWALBACH	FR-1	1.53m	5- $\frac{3}{4}$	2/4	2	0.19	2.19
▶ PV	1	Annie BURLINGHAM	SR-4	3.86m	12-8	2/4	20	4.44	24.44
▶ PV	2	Alicia WAGNER	JR-3	3.60m	11-9 $\frac{3}{4}$	2/13	18	2.53	20.53
▶ LJ	14	Britnie COOKSEY	JR-3	5.07m	16-7 $\frac{3}{4}$	1/29	1	0.16	1.16
▶ SP	7	Jeni CUNHA	FR-1	12.19m	40-0	2/13	8	1.12	9.12
▶ WT	11	Jeni CUNHA	FR-1	12.78m	41-11 $\frac{1}{2}$	1/22	4	0.89	4.89
▶ PENT	12	Brittini SHOWERS	FR-1	2,124	2/4	3	0.58	3.58	

Team Total 112.12

9



Central Washington unch

Great Northwest Athletic Conference

87

Event	Rank	Athlete	Yr	Mark	Date	Pl. Pts.	Bonus	TOTAL	
▶ H60m	16	Katharine LOTZE	FR-1	9.69	2/13	0.8	0.01	0.81	
▶ 4x400	10	Hampton, Rose, Gonzalez, Lotze		4:19.22	2/13	5	0.07	5.07	
▶ HJ	13	Katharine LOTZE	FR-1	1.53m	5- $\frac{3}{4}$	1/15	2	0.19	2.19
▶ HJ	19	Raquel GONZALEZ	SR-4	1.50m	4-11	2/13	0.5	0.00	0.50
▶ PV	15	Hannah SWIGART	FR-1	2.95m	9-8	2/13	0.9	0.00	0.90
▶ PV	17	Jamie LARSEN	FR-1	2.90m	9-6 $\frac{3}{4}$	2/5	0.7	0.00	0.70
▶ PV	20	Belen LOPEZ	FR-1	2.80m	9-2 $\frac{1}{2}$	2/13	0.45	0.00	0.45
▶ TJ	5	Katharine LOTZE	FR-1	11.39m	37-4 $\frac{1}{2}$	2/4	12	2.10	14.10
▶ TJ	6	Amanda ROSE	SR-4	11.11m	36-5 $\frac{1}{2}$	2/13	10	1.24	11.24
▶ TJ	19	Stephanie JONES	FR-1	10.41m	34-2	2/13	0.5	0.00	0.50
▶ SP	6	Raisa YATES	FR-1	12.46m	40-10 $\frac{1}{2}$	2/5	10	1.59	11.59
▶ SP	11	Jordan STUECKLE	JR-3	11.49m	37-8 $\frac{1}{2}$	2/13	4	0.12	4.12
▶ SP	14	Becky MULKEY	FR-1	11.47m	37-7 $\frac{1}{2}$	2/13	1	0.10	1.10
▶ SP	17	Torrie SELF	JR-3	11.12m	36-5 $\frac{1}{2}$	2/5	0.7	0.00	0.70
▶ WT	2	Torrie SELF	JR-3	15.56m	51- $\frac{3}{4}$	1/28	18	2.83	20.83
▶ WT	5	Jordan STUECKLE	JR-3	14.33m	47- $\frac{1}{4}$	2/5	12	1.75	13.75
▶ WT	10	Kaylee BAUMSTARK	FR-1	13.10m	42-11 $\frac{1}{2}$	2/13	5	1.02	6.02
▶ WT	12	Raisa YATES	FR-1	11.43m	37-6	2/13	3	0.37	3.37
▶ WT	20	Becky MULKEY	FR-1	8.21m	26-11 $\frac{1}{2}$	2/5	0.45	0.00	0.45

Team Total 100.85

10



Montana St.-Billings unch

Great Northwest Athletic Conference

Event	Rank	Athlete	Yr	Mark	Date	Pl. Pts.	Bonus	TOTAL	
▶ 60m	20	Justine SIMONS	SO-2	8.17	12/11	0.45	0.07	0.52	
▶ 200m	12	Erika HALLE	SO-2	26.22	1/21	3	0.56	3.56	
▶ 200m	20	Justine SIMONS	SO-2	26.66	12/11	0.45	0.00	0.45	
▶ 400m	17	Erika HALLE	SO-2	1:00.79	2/4	0.7	0.14	0.84	
▶ Mile	17	Whitney MICKELSON	SO-2	5:21.26	1/28	0.7	0.02	0.72	
▶ 5000	4	Mary OWEN	FR-1	19:37.45	2/4	14	0.00	14.00	
▶ 5000	7	Whitney MICKELSON	SO-2	19:56.47	2/11	8	0.00	8.00	
▶ 4x400	9	Adams, Mickelson, Halle, Simons		4:17.70	2/4	6	0.18	6.18	
▶ DMR	5	Thiel, Crowder, Ler, Mickelson		13:16.03	2/4	12	0.00	12.00	
▶ HJ	16	Kayla NEUMILLER	FR-1	1.52m	4-11 $\frac{1}{2}$	12/2	0.8	0.07	0.87
▶ PV	17	Emili CROWDER	FR-1	2.90m	9-6 $\frac{1}{4}$	1/21	0.7	0.00	0.70
▶ LJ	16	Erika HALLE	SO-2	5.05m	16-7	12/11	0.8	0.10	0.90
▶ SP	8	Brook BERG	FR-1	11.88m	38-11 $\frac{1}{2}$	12/11	7	0.57	7.57
▶ SP	9	Kelsee CLARK	JR-3	11.78m	38-7 $\frac{1}{2}$	12/2	6	0.40	6.40
▶ SP	12	Hilary GOURNEAU	SO-2	11.48m	37-8	1/28	3	0.11	3.11
▶ SP	12	Alexi HALVORSON	JR-3	11.48m	37-8	2/4	3	0.11	3.11
▶ SP	15	Kacie VANDERLOOS	JR-3	11.21m	36-9 $\frac{1}{2}$	2/4	0.9	0.00	0.90
▶ WT	14	Hilary GOURNEAU	SO-2	10.60m	34-9 $\frac{1}{2}$	1/21	1	0.04	1.04
▶ WT	18	Kacie VANDERLOOS	JR-3	8.80m	28-10 $\frac{1}{2}$	1/21	0.6	0.00	0.60
▶ PENT	10	Erika HALLE	SO-2	2,639	1/11	5	1.16	6.16	

Team Total 79.49

11



St. Martin's unch

Great Northwest Athletic Conference

Event	Rank	Athlete	Yr	Mark	Date	Pl. Pts.	Bonus	TOTAL
▶ 800m	13	Annie LAWERYSON	JR-3	2:21.43	1/15	2	0.32	2.32
▶ Mile	20	Krinda CARLSON	SR-4	5:25.13	2/13	0.45	0.00	0.45

Team Total 3.16