



2010 Indoor, Week #4

Only those who score >0.01 pts are shown

MEN



Adams State

Rocky Mountain Athletic Conference

unch

Event	Scrd As	Athlete	Yr	Mark	Date	Pl. Pts.	Bonus	TOTAL	
▶ 800m	1	Andrew GRAHAM	SO	1:51.14	2/12/10	20	2.39	22.39	
▶ 800m	9	Anthony GAUTHIER	JR	1:52.98	2/5/10	6	0.74	6.74	
▶ 800m	10	Keegan CALMES	FR	1:53.00	2/5/10	5	0.73	5.73	
▶ Mile	1	Aaron BRAUN	SR	4:01.44	2/5/10	20	2.58	22.58	
▶ Mile	2	Ryan MCNIFF	SR	4:01.59	2/5/10	18	2.53	20.53	
▶ Mile	5	Anthony GAUTHIER	JR	4:04.07	2/12/10	12	1.66	13.66	
▶ Mile	6	Reuben MWEI	SR	4:04.52	2/5/10	10	1.51	11.51	
▶ Mile	7	Brian MEDIGOVICH	SR	4:04.69	2/5/10	8	1.45	9.45	
▶ Mile	9	Keegan CALMES	FR	4:06.84	2/12/10	6	0.86	6.86	
▶ Mile	29	Dean HUFFER	SR	4:13.37	2/5/10	0.05	0.00	0.05	
▶ 5000	1	Aaron BRAUN	SR	13:43.22	2/12/10	20	3.87	23.87	
▶ 5000	2	Reuben MWEI	SR	13:51.37	2/12/10	18	3.01	21.01	
▶ 5000	3	Brian MEDIGOVICH	SR	13:51.88	2/12/10	16	2.96	18.96	
▶ 5000	4	Luke CRAGG	SR	14:04.73	2/12/10	14	1.80	15.80	
▶ 5000	5	Ryan MCNIFF	SR	14:07.40	2/12/10	12	1.62	13.62	
▶ 5000	7	Florian THEOPHILE	SR	14:17.17	2/12/10	8	0.97	8.97	
▶ DMR	1	Calmes, Soucy, Graham, Gauthier		9:51.79	2/5/10	20	2.84	22.84	
▶ HJ	4	Dyson MORTENSEN	FR	2.11m	6-11	12/5/09	14	1.18	15.18
▶ PV	27	Blair SOHL	JR	4.75m	15-7	2/5/10	0.1	0.00	0.10
▶ LJ	3	James DOUGLAS	SR	7.57m	24-10	12/5/09	16	2.86	18.86
Team Total								278.72	



Saint Augustine's

Central Intercollegiate Athletic Association

unch

Event	Scrd As	Athlete	Yr	Mark	Date	Pl. Pts.	Bonus	TOTAL	
▶ 60m	3	Ramon GITTENS	JR	6.77	1/8/10	16	1.39	17.39	
▶ 60m	7	Josh SCOTT	JR	6.81	12/5/09	8	0.87	8.87	
▶ 60m	21	Sean STUART	FR	6.87	1/29/10	0.4	0.24	0.64	
▶ 60m	31	Kelly FISHER	SO	6.89	1/29/10		0.12	0.12	
▶ 200m	1	Josh SCOTT	JR	21.30	1/29/10	20	2.71	22.71	
▶ 200m	5	ANTONIO ABNEY	JR	21.55	2/13/10	12	1.54	13.54	
▶ 200m	18	Richard BOONE	SR	21.86	12/5/09	0.6	0.33	0.93	
▶ 200m	26	Kelly FISHER	SO	21.98	2/19/10	0.15	0.07	0.22	
▶ 400m	1	Josh SCOTT	JR	47.38	2/19/10	20	2.84	22.84	
▶ 400m	2	ANTONIO ABNEY	JR	47.52	1/29/10	18	2.52	20.52	
▶ 800m	5	George SMITH	JR	1:52.46	1/22/10	12	1.14	13.14	
▶ H60m	4	Jason BOYD	SO	8.00	1/29/10	14	1.94	15.94	
▶ H60m	14	STEVE SIMEUS	SR	8.14	1/23/10	1	0.40	1.40	
▶ H60m	17	Ronnie GRIFFITH	SO	8.19	2/19/10	0.7	0.14	0.84	
▶ 4x400	1	Abney, Scott, Boone, Boyd		3:10.44	2/19/10	20	5.21	25.21	
▶ HJ	8	Christopher COPELAND	SO	2.10m	6-10½	2/13/10	7	0.85	7.85
▶ HJ	23	Orolando DUFFUS	JR	2.04m	6-8¼	1/8/10	0.3	0.00	0.30
▶ LJ	6	Orolando DUFFUS	JR	7.39m	24-3	2/13/10	10	1.19	11.19
▶ LJ	10	BRANDON QUARLES	SR	7.32m	24-¾	1/22/10	5	0.65	5.65
▶ LJ	26	Michael WILLIAMS	SR	7.10m	23-3½	2/13/10	0.15	0.00	0.15
▶ TJ	2	BRANDON QUARLES	SR	15.84m	51-11¾	1/29/10	18	3.12	21.12
▶ TJ	5	Orolando DUFFUS	JR	15.44m	50-8	1/29/10	12	1.74	13.74
▶ TJ	7	Jamal CUMBERBATCH	SR	15.10m	49-6½	2/19/10	8	0.81	8.81
Team Total								233.12	



2010 Indoor, Week #4

Only those who score >0.01 pts are shown

MEN

3



Central Missouri

unch

Mid-America Intercollegiate Athletics Association

Event	Scrd As	Athlete	Yr	Mark	Date	Pl. Pts.	Bonus	TOTAL	
▶ 60m	14	Chris LEVERETTE	JR	6.85	2/19/10	1	0.41	1.41	
▶ 60m	37	Eric GRIFFIN	SO	6.91	1/29/10		0.04	0.04	
▶ 200m	24	Chris LEVERETTE	JR	21.97	2/19/10	0.25	0.09	0.34	
▶ 5000	30	Dalton MOBERLY	SO	14:49.58	2/11/10	0.02	0.00	0.02	
▶ H60m	27	Darius WALKER	SO	8.28	2/19/10	0.1	0.00	0.10	
▶ 4x400	2	Walker, Cooper, Vogel, Roper		3:13.41	2/11/10	18	2.80	20.80	
▶ HJ	18	Chris MILLENTREE	JR	2.06m	6-9	2/11/10	0.6	0.00	0.60
▶ HJ	29	Shawn BOSS	SO	2.02m	6-7½	12/11/09	0.05	0.00	0.05
▶ SP	10	Drew FRIZZELL	JR	17.43m	57-2¼	2/11/10	5	0.77	5.77
▶ WT	2	Drew FRIZZELL	JR	20.82m	68-3¾	2/6/10	18	3.19	21.19
▶ HEPT	3	Darius WALKER	SO	5,104		1/30/10	16	2.58	18.58
▶ HEPT	4	Brent VOGEL	SO	4,987		12/11/09	14	1.60	15.60
▶ HEPT	5	Shawn BOSS	SO	4,948		12/11/09	12	1.33	13.33
▶ HEPT	6	Carl MCCARGO	SO	4,937		1/30/10	10	1.25	11.25
▶ HEPT	8	Alex LOHMAN	JR	4,890		1/30/10	7	0.93	7.93

Team Total 117.01

4



Ashland

unch

Great Lakes Intercollegiate Athletic Conference

Event	Scrd As	Athlete	Yr	Mark	Date	Pl. Pts.	Bonus	TOTAL	
▶ 200m	8	Joe HORN	SR	21.69	2/12/10	7	0.90	7.90	
▶ 400m	15	Joe HORN	SR	48.69	2/20/10	0.9	0.36	1.26	
▶ 400m	29	Cory LAMAR	FR	49.07	2/5/10	0.05	0.04	0.09	
▶ 5000	22	Brandon BAUER	SR	14:40.36	2/12/10	0.35	0.00	0.35	
▶ H60m	21	Alan DUNSON	JR	8.24	2/12/10	0.4	0.00	0.40	
▶ 4x400	10	Lamar, Dunson, Granger, Horn		3:16.50	2/20/10	5	0.60	5.60	
▶ HJ	29	Nate COOPER	SO	2.02m	6-7½	2/12/10	0.05	0.00	0.05
▶ SP	1	Kurt ROBERTS	JR	19.62m	64-4½	2/12/10	20	6.42	26.42
▶ SP	11	Blaine MAAG	SR	17.07m	56-0	12/11/09	4	0.35	4.35
▶ SP	16	Chase SNIADDECKI	JR	16.78m	55-¾	12/11/09	0.8	0.07	0.87
▶ SP	26	Craig CALL	SO	15.89m	52-1¼	2/12/10	0.15	0.00	0.15
▶ SP	30	Carsten KROHN	SO	15.78m	51-9¼	1/29/10	0.02	0.00	0.02
▶ WT	4	Mike JEFFERY	JR	20.52m	67-4	2/12/10	14	2.53	16.53
▶ WT	5	Richard QUICK	FR	19.64m	64-5¼	2/12/10	12	1.18	13.18
▶ WT	7	Ryan LOUGHNEY	SO	19.46m	63-10¼	1/29/10	8	0.90	8.90
▶ WT	13	Blaine MAAG	SR	18.83m	61-9¼	12/4/09	2	0.25	2.25
▶ WT	16	Cory MEULEMAN	SO	18.58m	60-11¼	1/16/10	0.8	0.06	0.86
▶ WT	17	Kurt ROBERTS	JR	18.40m	60-4¼	1/22/10	0.7	0.00	0.70
▶ HEPT	2	Carsten KROHN	SO	5,203		2/12/10	18	3.60	21.60

Team Total 111.47

5



Abilene Christian

▲ 2

Lone Star Conference

Event	Scrd As	Athlete	Yr	Mark	Date	Pl. Pts.	Bonus	TOTAL	
▶ 60m	7	Desmond JACKSON	JR	6.81	1/30/10	8	0.87	8.87	
▶ 200m	4	Desmond JACKSON	JR	21.52	1/29/10	14	1.68	15.68	
▶ Mile	12	Amos SANG	JR	4:08.71	1/22/10	3	0.49	3.49	
▶ 5000	8	Amos SANG	JR	14:18.08	2/5/10	7	0.91	7.91	
▶ H60m	2	Andrew MCDOWELL	SR	7.95	2/5/10	18	2.61	20.61	
▶ H60m	24	Kevin JOHNSON	SO	8.25	2/5/10	0.25	0.00	0.25	
▶ PV	5	Landon EHLERS	SR	4.96m	16-3¼	2/20/10	12	0.94	12.94
▶ PV	26	Aaron CANTRELL	SR	4.76m	15-7¼	2/20/10	0.15	0.00	0.15
▶ LJ	13	Ramon SPARKS	JR	7.28m	23-10¼	1/30/10	2	0.34	2.34
▶ TJ	1	Ramon SPARKS	JR	16.15m	53-0	1/30/10	20	4.37	24.37
▶ SP	13	Nick JONES	JR	16.88m	55-4¼	2/20/10	2	0.17	2.17
▶ WT	25	Tyler FLEET	SO	17.60m	57-9	2/5/10	0.2	0.00	0.20
▶ HEPT	13	James HARDIN	SR	4,797		2/5/10	2	0.43	2.43
▶ HEPT	22	Parker PETTY	JR	4,605		2/5/10	0.35	0.00	0.35

Team Total 101.76



2010 Indoor, Week #4

Only those who score >0.01 pts are shown

MEN

6

Emporia State

Mid-America Intercollegiate Athletics Association

unch

Event	Scrd As	Athlete	Yr	Mark	Date	Pl. Pts.	Bonus	TOTAL	
▶ 60m	3	Derwin HALL	SO	6.77	1/22/10	16	1.39	17.39	
▶ 60m	12	Josh SCHULER	JR	6.83	2/19/10	3	0.62	3.62	
▶ 200m	2	Josh SCHULER	JR	21.35	2/5/10	18	2.47	20.47	
▶ 200m	15	Vincent HOWZE	SO	21.84	1/29/10	0.9	0.39	1.29	
▶ 400m	16	Briar HOWZE	SO	48.80	2/5/10	0.8	0.23	1.03	
▶ HJ	4	Briar PLOUDE	FR	2.11m	6-11	1/15/10	14	1.18	15.18
▶ HJ	15	Alex PYLE	SR	2.08m	6-9½	2/11/10	0.9	0.20	1.10
▶ PV	7	Zach ROSENBERGER	JR	4.95m	16-2¾	1/29/10	8	0.83	8.83
▶ LJ	8	Josh HONEYCUTT	JR	7.35m	24-1½	2/11/10	7	0.88	7.88
▶ TJ	3	Josh HONEYCUTT	JR	15.78m	51-9¾	12/12/09	16	2.88	18.88
▶ TJ	11	Matt KOELLING	SR	14.96m	49-1	1/15/10	4	0.43	4.43
▶ TJ	25	Douglas MARSHALL	SR	14.31m	46-11½	1/15/10	0.2	0.00	0.20
▶ WT	19	Kevin ROULHAC	JR	18.25m	59-10¾	2/20/10	0.5	0.00	0.50
Team Total								100.78	

7

Pittsburg State

Mid-America Intercollegiate Athletics Association

▲ 1

Event	Scrd As	Athlete	Yr	Mark	Date	Pl. Pts.	Bonus	TOTAL	
▶ 60m	12	Jeremy JACKSON	SR	6.83	2/19/10	3	0.62	3.62	
▶ 800m	27	Tim TESTA	SR	1:54.02	2/5/10	0.1	0.10	0.20	
▶ H60m	1	Jeremy JACKSON	SR	7.91	2/19/10	20	3.15	23.15	
▶ DMR	4	Testa, Johnson, Ward, Hassaballa		9:55.81	2/19/10	14	1.73	15.73	
▶ PV	7	Ethan HOBBS	JR	4.95m	16-2¾	1/29/10	8	0.83	8.83
▶ TJ	4	Kiara JONES	JR	15.59m	51-1¾	2/12/10	14	2.15	16.15
▶ SP	4	Brian ALLEN	SR	17.98m	59-0	1/22/10	14	1.92	15.92
▶ WT	8	Brian ALLEN	SR	19.43m	63-9	2/19/10	7	0.86	7.86
Team Total								91.46	

8

Lincoln (Mo.)

Heartland Conference

▼ 3

Event	Scrd As	Athlete	Yr	Mark	Date	Pl. Pts.	Bonus	TOTAL	
▶ 60m	1	Kimour BRUCE	JR	6.72	2/12/10	20	2.04	22.04	
▶ 60m	6	Gavin TERRELONGE	SO	6.79	2/12/10	10	1.13	11.13	
▶ 60m	14	Mandela CLIFFORD	JR	6.85	12/11/09	1	0.41	1.41	
▶ 60m	14	Gerald BASCOE	JR	6.85	2/19/10	1	0.41	1.41	
▶ 60m	19	Dwain BRYDEN	JR	6.86	2/19/10	0.5	0.33	0.83	
▶ 200m	7	Gavin TERRELONGE	SO	21.66	2/12/10	8	1.03	9.03	
▶ 200m	11	Gerald BASCOE	JR	21.74	2/12/10	4	0.69	4.69	
▶ 200m	32	Kimour BRUCE	JR	22.02	2/5/10		0.02	0.02	
▶ 400m	5	Steve BANTON	FR	47.95	2/12/10	12	1.56	13.56	
▶ 400m	29	Anthony CELESTIN	SO	49.07	12/11/09	0.05	0.04	0.09	
▶ H60m	19	Sabiel ANDERSON	FR	8.22	2/19/10	0.5	0.01	0.51	
▶ H60m	24	Joel WHYTE	FR	8.25	2/19/10	0.25	0.00	0.25	
▶ 4x400	7	Celestin, Banton, Anderson, Smith		3:15.49	2/12/10	8	1.16	9.16	
▶ LJ	4	Gerald BASCOE	JR	7.43m	24-4¾	1/15/10	14	1.50	15.50
▶ TJ	15	Gerald BASCOE	JR	14.80m	48-6¾	2/19/10	0.9	0.14	1.04
Team Total								90.66	

9

Minnesota State

Northern Sun Intercollegiate Conference

▲ 4

Event	Scrd As	Athlete	Yr	Mark	Date	Pl. Pts.	Bonus	TOTAL	
▶ 200m	22	Kelvin RODGERS	SR	21.94	2/6/10	0.35	0.13	0.48	
▶ 400m	13	Sam LANCE	SR	48.63	2/11/10	2	0.45	2.45	
▶ 800m	2	Denise MOKAYA	SR	1:51.51	2/11/10	18	2.03	20.03	
▶ Mile	8	Denise MOKAYA	SR	4:05.81	2/6/10	7	1.10	8.10	
▶ Mile	28	Jonathan STOLTSMAN	SR	4:13.36	2/6/10	0.07	0.00	0.07	
▶ 4x400	12	Endres, Eliason, Obilade, Lance		3:16.75	2/19/10	3	0.47	3.47	
▶ DMR	3	Stoltzman, Lance, Anenson, Mokaya		9:52.35	1/29/10	16	2.69	18.69	
▶ PV	5	Dan NOVAK	SO	4.96m	16-3¾	2/19/10	12	0.94	12.94
▶ PV	18	Matt MASLOSKI	SO	4.81m	15-9¾	2/19/10	0.6	0.00	0.60
▶ LJ	29	Kelvin RODGERS	SR	7.06m	23-2	2/6/10	0.05	0.00	0.05
▶ SP	23	Todd DEJONG	JR	16.32m	53-6¾	2/19/10	0.3	0.00	0.30
▶ HEPT	26	Lucas TORRES	SO	4,550	2/14/10	0.15	0.00	0.15	
▶ HEPT	30	Robert GUNDERSON	FR	4,476	2/14/10	0.02	0.00	0.02	
Team Total								67.34	



2010 Indoor, Week #4

Only those who score >0.01 pts are shown

MEN

10

Missouri S&T

Great Lakes Valley Conference

▼ 1

Event	Scrd As	Athlete	Yr	Mark	Date	Pl. Pts.	Bonus	TOTAL	
▶ 800m	8	Bryan KLUGE	JR	1:52.88	2/5/10	7	0.80	7.80	
▶ 800m	20	Brendan SMITH	JR	1:53.53	2/11/10	0.45	0.40	0.85	
▶ H60m	10	Terry ROBINSON	JR	8.11	2/11/10	5	0.66	5.66	
▶ 4x400	18	Smith, Kluge, Etzold, Robinson		3:18.48	2/11/10	0.6	0.00	0.60	
▶ PV	2	Dan HELLWIG	JR	5.07m	16-7½	2/11/10	18	2.54	20.54
▶ PV	3	Jared ANDERS	SR	5.05m	16-6¾	1/29/10	16	2.21	18.21
▶ PV	7	Peter HOLLENBECK	SR	4.95m	16-2¾	2/11/10	8	0.83	8.83
▶ HEPT	19	Peter HOLLENBECK	SR	4,697	2/11/10	0.5	0.08	0.58	
Team Total								63.07	

13

UMass Lowell

Northeast-10 Conference

▼ 3

Event	Scrd As	Athlete	Yr	Mark	Date	Pl. Pts.	Bonus	TOTAL	
▶ 200m	6	Evan WHITE	FR	21.63	1/29/10	10	1.17	11.17	
▶ 400m	4	Donte BROWN	JR	47.94	1/29/10	14	1.58	15.58	
▶ 400m	28	Jeffrey WUNDT	SO	49.06	2/5/10	0.07	0.04	0.11	
▶ Mile	11	Angus MACDONALD	JR	4:07.92	1/29/10	4	0.62	4.62	
▶ 4x400	3	Brown, Wundt, Bennett, Liekweg		3:13.69	2/12/10	16	2.58	18.58	
▶ DMR	12	Guerin, Bennett, Estrella, MacDonald		9:59.63	2/12/10	3	0.81	3.81	
▶ SP	15	Cory MURRAY	JR	16.82m	55-2¾	2/18/10	0.9	0.11	1.01
Team Total								54.89	

11

Indiana (Pa.)

Pennsylvania State Athletic Conference

▲ 3

Event	Scrd As	Athlete	Yr	Mark	Date	Pl. Pts.	Bonus	TOTAL	
▶ 60m	7	Hopeton BAILEY	SO	6.81	1/22/10	8	0.87	8.87	
▶ 60m	14	Kevin RAYMOND	SO	6.85	1/9/10	1	0.41	1.41	
▶ 60m	21	Nafee HARRIS	JR	6.87	1/22/10	0.4	0.24	0.64	
▶ 60m	21	Tristan TAYLOR	SO	6.87	1/22/10	0.4	0.24	0.64	
▶ 200m	13	Kevin RAYMOND	SO	21.77	12/11/09	2	0.60	2.60	
▶ 400m	9	Kevin RAYMOND	SO	48.37	2/17/10	6	0.83	6.83	
▶ HJ	4	Leander TONEY	JR	2.11m	6-11	2/17/10	14	1.18	15.18
▶ LJ	1	Nafee HARRIS	JR	7.71m	25-3¾	2/6/10	20	4.47	24.47
▶ TJ	24	Matt CELESTIN	SR	14.35m	47-1	1/29/10	0.25	0.00	0.25
▶ HEPT	23	Yoann GODET	FR	4,600	1/29/10	0.3	0.00	0.30	
Team Total								61.20	

14

American International

Northeast-10 Conference

▼ 2

Event	Scrd As	Athlete	Yr	Mark	Date	Pl. Pts.	Bonus	TOTAL	
▶ 400m	13	Emmanuel JEAN	FR	48.63	1/29/10	2	0.45	2.45	
▶ 400m	23	Dominic SMITH	SO	48.95	12/5/09	0.3	0.12	0.42	
▶ 400m	31	Carlton WILDMAN	JR	49.08	12/12/09		0.03	0.03	
▶ 800m	17	Emile BARNETT	JR	1:53.47	1/29/10	0.7	0.44	1.14	
▶ 5000	6	Glarius ROP	FR	14:08.83	12/5/09	10	1.52	11.52	
▶ 5000	18	Victor KEMBOI	FR	14:36.45	12/5/09	0.6	0.04	0.64	
▶ 4x400	8	Barnett, Calenda, Wildman, Jean		3:15.64	2/12/10	7	1.05	8.05	
▶ DMR	14	Kemboi, Calenda, Barnett, Devanne		10:04.21	1/29/10	1	0.02	1.02	
▶ HJ	1	Noel JAMES	FR	2.17m	7-1¾	2/18/10	20	3.83	23.83
▶ HJ	11	Dylan MOORE	FR	2.09m	6-10¾	1/23/10	4	0.53	4.53
▶ LJ	21	Maurice CALENDIA	JR	7.20m	23-7¾	2/18/10	0.4	0.01	0.41
▶ TJ	17	Maurice CALENDIA	JR	14.77m	48-5¾	2/18/10	0.7	0.09	0.79
Team Total								54.82	

12

Bowie State

Central Intercollegiate Athletic Association

▼ 1


Event	Scrd As	Athlete	Yr	Mark	Date	Pl. Pts.	Bonus	TOTAL	
▶ 4x400	16	Ennis, Gallman, Williams, Lewis		3:17.99	2/5/10	0.8	0.00	0.80	
▶ HJ	4	Aaron JOHNSON	SR	2.11m	6-11	1/9/10	14	1.18	15.18
▶ LJ	2	William BAILEY	FR	7.59m	24-11	2/19/10	18	3.09	21.09
▶ LJ	9	Sean JOHNSON	SR	7.33m	24-¾	2/13/10	6	0.72	6.72
▶ LJ	25	Devin RICHARDS	JR	7.11m	23-4	1/30/10	0.2	0.00	0.20
▶ TJ	8	Sean JOHNSON	SR	15.06m	49-5	2/13/10	7	0.70	7.70
▶ TJ	11	Artavious WILLIAMS	SO	14.96m	49-1	1/16/10	4	0.43	4.43
▶ TJ	25	Devin RICHARDS	JR	14.31m	46-11½	2/19/10	0.2	0.00	0.20
Team Total								56.33	




2010 Indoor, Week #4

Only those who score >0.01 pts are shown


MEN

15  **Hillsdale** ▲ 2
Great Lakes Intercollegiate Athletic Conference


Event	Scrd As	Athlete	Yr	Mark	Date	Pl. Pts.	Bonus	TOTAL	
▶ 200m	12	Jared KROUT	SR	21.76	12/4/09	3	0.63	3.63	
▶ 200m	27	Skylar DOOLEY	SO	21.99	2/19/10	0.1	0.06	0.16	
▶ 400m	20	Jared KROUT	SR	48.90	2/19/10	0.45	0.16	0.61	
▶ DMR	19	Wysong, Galvan, McKinstry, Ralston		10:09.79	2/5/10	0.5	0.00	0.50	
▶ LJ	16	Jared KROUT	SR	7.24m	23-9	2/19/10	0.8	0.17	0.97
▶ WT	1	Jason STOMPS	SR	21.39m	70-2½	2/5/10	20	4.45	24.45
▶ WT	3	Aaron FALK	SR	20.70m	67-11	2/19/10	16	2.93	18.93
▶ WT	12	Justin DAILEY	JR	18.90m	62-¾	2/5/10	3	0.31	3.31
Team Total								52.54	

16  **Findlay** ▼ 1
Great Lakes Intercollegiate Athletic Conference


Event	Scrd As	Athlete	Yr	Mark	Date	Pl. Pts.	Bonus	TOTAL	
▶ 200m	21	Curtis SMITHEY	SO	21.93	2/20/10	0.4	0.15	0.55	
▶ 200m	32	Lyndon JOHNSON	JR	22.02	1/9/10		0.02	0.02	
▶ 400m	6	Curtis SMITHEY	SO	48.16	2/12/10	10	1.13	11.13	
▶ 400m	12	John GUAGENTI	SO	48.47	12/4/09	3	0.68	3.68	
▶ 800m	29	Simon BERNARD	JR	1:54.24	2/20/10	0.05	0.04	0.09	
▶ 4x400	4	Schaible, Smithey, Fort, Bernard		3:14.42	2/12/10	14	2.00	16.00	
▶ HJ	11	Cory VALES	SO	2.09m	6-10¾	2/20/10	4	0.53	4.53
▶ PV	14	Shane SHOCKEY	FR	4.90m	16-¾	2/12/10	1	0.27	1.27
▶ SP	9	Derrick VICARS	SO	17.46m	57-3¾	2/20/10	6	0.82	6.82
▶ SP	21	Nathaniel KURTZ	JR	16.34m	53-7½	1/9/10	0.4	0.00	0.40
▶ WT	11	Nathaniel KURTZ	JR	19.13m	62-9¾	2/12/10	4	0.48	4.48
▶ WT	18	Derrick VICARS	SO	18.31m	60-1	2/12/10	0.6	0.00	0.60
Team Total								49.57	

17  **Neb.-Kearney** ▲ 1
Rocky Mountain Athletic Conference

Event	Scrd As	Athlete	Yr	Mark	Date	Pl. Pts.	Bonus	TOTAL	
▶ 400m	24	Alex PAUL	SO	48.99	2/19/10	0.25	0.09	0.34	
▶ H60m	29	Allen OSBORN	SO	8.30	1/30/10	0.05	0.00	0.05	
▶ LJ	7	Spencer HUFF	SR	7.36m	24-1¼	2/12/10	8	0.95	8.95
▶ TJ	6	Marty MOLINA	SO	15.27m	50-1¼	2/12/10	10	1.28	11.28
▶ SP	2	Dane TOBEY	SR	18.17m	59-7½	1/30/10	18	2.44	20.44
▶ WT	9	Rich MOURER	SR	19.41m	63-8¼	2/19/10	6	0.83	6.83
▶ WT	28	Dane TOBEY	SR	17.53m	57-6¼	12/11/09	0.07	0.00	0.07
▶ WT	29	Nick THEIS	SR	17.50m	57-5	2/12/10	0.05	0.00	0.05
Team Total								48.01	

18  **Southern Connecticut** ▼ 2
Northeast-10 Conference

Event	Scrd As	Athlete	Yr	Mark	Date	Pl. Pts.	Bonus	TOTAL	
▶ 60m	31	Nana OCRAN	JR	6.89	12/11/09		0.12	0.12	
▶ 400m	25	Richard JACKSON	SR	49.00	2/12/10	0.2	0.09	0.29	
▶ 800m	12	Selasi LUMAX	SO	1:53.17	1/29/10	3	0.63	3.63	
▶ 800m	21	Adam MCLEAN	SR	1:53.56	1/29/10	0.4	0.39	0.79	
▶ 800m	22	Brian ROBBINS	JR	1:53.68	2/5/10	0.35	0.31	0.66	
▶ 4x400	11	Lumax, Jean-Baptiste, Sharpe, Jackson		3:16.56	2/12/10	4	0.57	4.57	
▶ PV	3	Ryan WHITEHEAD	SR	5.05m	16-6¼	2/10/10	16	2.21	18.21
▶ PV	7	Patrick WASZCZAK	JR	4.95m	16-2¼	2/10/10	8	0.83	8.83
▶ LJ	14	Diwani AUGUSTINE	SR	7.27m	23-10¼	12/5/09	1	0.28	1.28
▶ LJ	17	Akeem ELLIOTT	SO	7.22m	23-8¼	2/18/10	0.7	0.09	0.79
▶ TJ	9	Diwani AUGUSTINE	SR	15.04m	49-4¼	2/18/10	6	0.65	6.65
Team Total								45.80	

19  **Metro State** unch
Rocky Mountain Athletic Conference

Event	Scrd As	Athlete	Yr	Mark	Date	Pl. Pts.	Bonus	TOTAL
▶ 800m	3	Shawn LINDBOM	JR	1:51.57	2/5/10	16	1.98	17.98
▶ Mile	4	Rick BOGATAY	SR	4:03.44	2/5/10	14	1.88	15.88
▶ Mile	18	Nathan NEWLAND	SR	4:11.48	2/5/10	0.6	0.18	0.78
▶ Mile	19	Brandon JOHNSON	SR	4:11.65	2/12/10	0.5	0.16	0.66
▶ DMR	8	Arnold III, Fiorini, Lindbom, Bogatay		9:57.75	1/22/10	7	1.20	8.20
Team Total								43.51



2010 Indoor, Week #4

Only those who score >0.01 pts are shown

MEN

20



Colorado Mines

unch

Rocky Mountain Athletic Conference

Event	Scrd As	Athlete	Yr	Mark	Date	Pl. Pts.	Bonus	TOTAL	
▶ 800m	15	Mack MCLAIN	SO	1:53.35	2/12/10	0.9	0.51	1.41	
▶ 800m	28	Ryan CRISP	SO	1:54.15	2/19/10	0.07	0.06	0.13	
▶ 800m	31	Russell DRUMMOND	FR	1:54.33	2/12/10		0.01	0.01	
▶ Mile	3	Mack MCLAIN	SO	4:03.10	2/12/10	16	2.00	18.00	
▶ Mile	16	Ben ZYWICKI	JR	4:10.78	2/5/10	0.8	0.26	1.06	
▶ Mile	17	Russell DRUMMOND	FR	4:10.86	2/12/10	0.7	0.25	0.95	
▶ 5000	11	Ben ZYWICKI	JR	14:24.38	2/12/10	4	0.50	4.50	
▶ 5000	12	Aaron SWIFT	JR	14:24.46	2/12/10	3	0.50	3.50	
▶ DMR	7	Drummond, Hanley, Crisp, Zywicki		9:57.61	2/5/10	8	1.24	9.24	
▶ HJ	18	David STUART	SR	2.06m	6-9	12/5/09	0.6	0.00	0.60
▶ SP	29	Nick ZEHRING	SR	15.87m	52-1	1/22/10	0.05	0.00	0.05

Team Total 39.46

21



Western Washington

▲ 2

Great Northwest Athletic Conference

Event	Scrd As	Athlete	Yr	Mark	Date	Pl. Pts.	Bonus	TOTAL	
▶ Mile	10	Anthony TOMSICH	SR	4:07.46	2/12/10	5	0.72	5.72	
▶ 5000	9	Jordan WELLING	JR	14:21.03	2/12/10	6	0.72	6.72	
▶ DMR	26	Grimes, Gray, Abraham, Welling		10:18.80	2/20/10	0.15	0.00	0.15	
▶ PV	1	Ryan BROWN	JR	5.22m	17-1½	1/29/10	20	5.01	25.01
▶ LJ	27	Tim CLENDANIEL	SO	7.09m	23-3¾	2/20/10	0.1	0.00	0.10
▶ HEPT	17	Tim CLENDANIEL	SO	4,711		1/29/10	0.7	0.12	0.82

Team Total 38.53

22



Tiffin

▲ 5

Great Lakes Intercollegiate Athletic Conference

Event	Scrd As	Athlete	Yr	Mark	Date	Pl. Pts.	Bonus	TOTAL	
▶ 60m	21	Anthony THOMAS	SR	6.87	2/20/10	0.4	0.24	0.64	
▶ 200m	10	Anthony THOMAS	SR	21.73	2/12/10	5	0.72	5.72	
▶ 400m	21	Justin WARE	JR	48.92	2/12/10	0.4	0.14	0.54	
▶ 400m	27	Dominic COLVIN	FR	49.05	2/12/10	0.1	0.05	0.15	
▶ 800m	25	Stephen MILES	FR	1:53.84	2/12/10	0.2	0.21	0.41	
▶ H60m	12	Ramone BRANT	SR	8.13	2/20/10	3	0.49	3.49	
▶ 4x400	5	Keene, Colvin, Thomas, Ware		3:15.33	2/20/10	12	1.29	13.29	
▶ DMR	20	Miles, Toran, Lathrop, Bumb		10:09.94	2/12/10	0.45	0.00	0.45	
▶ HJ	11	Travis LEFLORE	SO	2.09m	6-10½	12/11/09	4	0.53	4.53
▶ PV	16	Lee MILLER	SO	4.85m	15-11	12/11/09	0.8	0.00	0.80
▶ LJ	28	Antoine ALLEN	FR	7.07m	23-2½	2/20/10	0.07	0.00	0.07
▶ HEPT	9	Dan SNYDER	SR	4,883		12/11/09	6	0.88	6.88

Team Total 36.97

23



Johnson C. Smith

▲ 18

Central Intercollegiate Athletic Association

Event	Scrd As	Athlete	Yr	Mark	Date	Pl. Pts.	Bonus	TOTAL
▶ 400m	3	Leford GREEN	JR	47.62	2/19/10	16	2.30	18.30
▶ H60m	10	Andre COLLINS	SO	8.11	1/23/10	5	0.66	5.66
▶ 4x400	6	Harkness, Callum, Berry, Green		3:15.35	2/19/10	10	1.27	11.27

Team Total 35.23



2010 Indoor, Week #4

Only those who score >0.01 pts are shown

MEN

24



Missouri Southern ▼ 2

Mid-America Intercollegiate Athletics Association

Event	Scrd As	Athlete	Yr	Mark	Date	Pl. Pts.	Bonus	TOTAL	
▶ 60m	14	Jordan PATTON	SR	6.85	1/29/10	1	0.41	1.41	
▶ 800m	23	Aki NUMMELA	JR	1:53.69	2/12/10	0.3	0.31	0.61	
▶ Mile	20	Brennan BENKERT	SR	4:11.75	1/29/10	0.45	0.15	0.60	
▶ Mile	27	Aki NUMMELA	JR	4:13.33	1/22/10	0.1	0.00	0.10	
▶ 5000	17	Dustin DIXON	SR	14:35.43	2/5/10	0.7	0.07	0.77	
▶ 5000	20	Brennan BENKERT	SR	14:36.84	1/22/10	0.45	0.03	0.48	
▶ DMR	2	Dixon, Wright, Nummela, Benkert		9:51.92	2/12/10	18	2.81	20.81	
▶ HJ	8	Chris BROWN	JR	2.10m	6-10%	1/29/10	7	0.85	7.85
▶ HJ	20	Corey REYNOLDS	JR	2.05m	6-8%	1/22/10	0.45	0.00	0.45
▶ PV	21	Corey SHUMATE	SR	4.80m	15-9	2/19/10	0.4	0.00	0.40
▶ PV	27	Michael JUERGENS	FR	4.75m	15-7	2/6/10	0.1	0.00	0.10
▶ SP	18	Seth HACKNEY	SO	16.49m	54-1%	2/12/10	0.6	0.00	0.60
Team Total								34.18	

25



Stonehill unch

Northeast-10 Conference

Event	Scrd As	Athlete	Yr	Mark	Date	Pl. Pts.	Bonus	TOTAL	
▶ Mile	15	Daniel PILZ	JR	4:10.69	2/12/10	0.9	0.27	1.17	
▶ Mile	26	Patrick FULLERTON	JR	4:12.74	2/12/10	0.15	0.05	0.20	
▶ H60m	7	Corey THOMAS	FR	8.04	2/18/10	8	1.41	9.41	
▶ DMR	17	Fullerton, Lul, Hanlon, Pilz		10:09.61	2/5/10	0.7	0.00	0.70	
▶ HJ	2	Corey THOMAS	FR	2.16m	7-1	1/29/10	18	3.34	21.34
▶ HJ	15	Joe D'AGOSTINO	SR	2.08m	6-9%	2/18/10	0.9	0.20	1.10
Team Total								33.91	

26



Shippensburg ▲ 2

Pennsylvania State Athletic Conference

Event	Scrd As	Athlete	Yr	Mark	Date	Pl. Pts.	Bonus	TOTAL	
▶ 800m	7	Edward BUCK	SO	1:52.76	2/20/10	8	0.88	8.88	
▶ Mile	30	Edward BUCK	SO	4:13.46	2/5/10	0.02	0.00	0.02	
▶ DMR	10	Buck, Raguz, Neyhart, Gillette		9:58.71	2/5/10	5	0.97	5.97	
▶ PV	7	Don GRAYBILL	SR	4.95m	16-2%	2/5/10	8	0.83	8.83
▶ TJ	21	Matthew TERRY	FR	14.44m	47-4%	2/5/10	0.4	0.00	0.40
▶ HEPT	7	Don GRAYBILL	SR	4,913		12/4/09	8	1.09	9.09
Team Total								33.18	

27



Chadron State ▼ 3

Rocky Mountain Athletic Conference

Event	Scrd As	Athlete	Yr	Mark	Date	Pl. Pts.	Bonus	TOTAL	
▶ H60m	18	Karl MCFARLANE	FR	8.20	2/12/10	0.6	0.09	0.69	
▶ HJ	23	Riley NORTHRUP	SR	2.04m	6-8%	12/12/09	0.3	0.00	0.30
▶ LJ	5	Lanar NEWMAN	SO	7.41m	24-3%	12/12/09	12	1.34	13.34
▶ TJ	19	Lanar NEWMAN	SO	14.69m	48-2%	12/12/09	0.5	0.00	0.50
▶ SP	5	Cody HUNT	SO	17.81m	58-5%	2/12/10	12	1.48	13.48
▶ HEPT	11	Lanar NEWMAN	SO	4,824		2/4/10	4	0.52	4.52
Team Total								32.84	

28



East Stroudsburg ▼ 7

Pennsylvania State Athletic Conference

Event	Scrd As	Athlete	Yr	Mark	Date	Pl. Pts.	Bonus	TOTAL	
▶ 200m	14	Chris REDDICK	SR	21.81	2/12/10	1	0.48	1.48	
▶ 200m	29	Negus GRAHAM	JR	22.00	2/12/10	0.05	0.04	0.09	
▶ 400m	17	Negus GRAHAM	JR	48.83	2/5/10	0.7	0.21	0.91	
▶ H60m	9	Russell SMITH	SR	8.10	2/12/10	6	0.75	6.75	
▶ 4x400	9	Reddick, Melhorn, Pammer, Graham		3:15.74	2/12/10	6	0.99	6.99	
▶ DMR	22	Saparito, Aldeen, Janssen, Fezza		10:12.45	2/5/10	0.35	0.00	0.35	
▶ PV	7	Matthew GALLUP	SR	4.95m	16-2%	2/12/10	8	0.83	8.83
▶ TJ	18	Drew MILLER	SR	14.72m	48-3%	2/7/10	0.6	0.03	0.63
▶ WT	10	Paul WAGNER	SR	19.39m	63-7%	2/7/10	5	0.80	5.80
Team Total								31.82	

29



Kentucky State ▼ 3

Southern Intercollegiate Athletic Conference

Event	Scrd As	Athlete	Yr	Mark	Date	Pl. Pts.	Bonus	TOTAL
▶ 60m	5	Jamaree GORDON	JR	6.78	12/4/09	12	1.26	13.26
▶ 200m	3	Jamaree GORDON	JR	21.51	2/5/10	16	1.72	17.72
Team Total								30.98



2010 Indoor, Week #4

Only those who score >0.01 pts are shown

MEN

30



Northwest Missouri ▼ 1

Mid-America Intercollegiate Athletics Association

Event	Scrd As	Athlete	Yr	Mark	Date	Pl. Pts.	Bonus	TOTAL	
▶ 60m	35	John MILES	SR	6.90	1/22/10		0.08	0.08	
▶ H60m	8	Tyler SHAW	SO	8.07	2/19/10	7	1.01	8.01	
▶ HJ	29	Jacob DUPIN	SR	2.02m	6-7½	12/11/09	0.05	0.00	0.05
▶ PV	27	Will HAER	FR	4.75m	15-7	2/6/10	0.1	0.00	0.10
▶ TJ	28	Porter GROVES	FR	14.28m	46-10½	12/11/09	0.07	0.00	0.07
▶ SP	3	Ben MCKIM	SR	18.02m	59-1½	2/19/10	16	2.03	18.03
▶ SP	19	Eric RICKERT	SR	16.47m	54-½	2/19/10	0.5	0.00	0.50
▶ WT	21	Ben MCKIM	SR	17.91m	58-9¼	2/6/10	0.4	0.00	0.40
▶ HEPT	15	Jacob DUPIN	SR	4,714		12/11/09	0.9	0.14	1.04

Team Total 28.28

31



Bemidji State ▲ 6

Northern Sun Intercollegiate Conference

Event	Scrd As	Athlete	Yr	Mark	Date	Pl. Pts.	Bonus	TOTAL	
▶ PV	16	Zac PREBLE	SR	4.85m	15-11	2/14/10	0.8	0.00	0.80
▶ SP	25	Brian LEONHARDT	SO	16.15m	53-0	2/18/10	0.2	0.00	0.20
▶ HEPT	1	Zac PREBLE	SR	5,245		2/14/10	20	4.03	24.03
▶ HEPT	29	Tandy JUPELL	FR	4,497		2/14/10	0.05	0.00	0.05

Team Total 25.08

32



California (Pa.) ▲ 4

Pennsylvania State Athletic Conference

Event	Scrd As	Athlete	Yr	Mark	Date	Pl. Pts.	Bonus	TOTAL	
▶ 400m	10	Frank EHRENSBERGER	SR	48.38		2/12/10	5	0.81	5.81
▶ H60m	3	Brice MYERS	JR	7.99		2/20/10	16	2.07	18.07
▶ 4x400	28	Heidelberg, Myers, Ralls, Ehrensberger		3:20.33		2/20/10	0.07	0.00	0.07

Team Total 23.95

33



Western State ▼ 2

Rocky Mountain Athletic Conference

Event	Scrd As	Athlete	Yr	Mark	Date	Pl. Pts.	Bonus	TOTAL	
▶ 200m	31	Reger CRAIGO	SO	22.01		2/5/10	0.03	0.03	
▶ 5000	10	Iain DONNAN	SR	14:24.06		2/12/10	5	0.52	5.52
▶ 5000	14	Loren AHONEN	JR	14:28.87		2/12/10	1	0.28	1.28
▶ 5000	23	Sean BROWN	JR	14:41.37		2/12/10	0.3	0.00	0.30
▶ DMR	5	Rasmussen, Crook, Swarr, Ahonen		9:56.23		2/5/10	12	1.62	13.62
▶ TJ	28	Akil GIPSON	SO	14.28m	46-10¼	1/22/10	0.07	0.00	0.07
▶ SP	24	Ryan WALSTROM	JR	16.19m	53-1½	1/22/10	0.25	0.00	0.25
▶ WT	20	Ryan WALSTROM	JR	18.20m	59-8½	2/19/10	0.45	0.00	0.45

Team Total 21.52

34



Northwood (Mich.) ▲ 28

Great Lakes Intercollegiate Athletic Conference

Event	Scrd As	Athlete	Yr	Mark	Date	Pl. Pts.	Bonus	TOTAL	
▶ 60m	2	Will FULTON	SR	6.76		2/19/10	18	1.52	19.52
▶ 800m	24	Jared FISCHER	SR	1:53.78		2/12/10	0.25	0.25	0.50
▶ H60m	21	Marcus BENNETT	SO	8.24		2/19/10	0.4	0.00	0.40
▶ WT	23	Craig BORSENIK	JR	17.79m	58-4½	2/19/10	0.3	0.00	0.30

Team Total 20.72

35



Saginaw Valley State ▼ 5

Great Lakes Intercollegiate Athletic Conference

Event	Scrd As	Athlete	Yr	Mark	Date	Pl. Pts.	Bonus	TOTAL	
▶ 60m	31	Scott CHEVALIER	SR	6.89		12/4/09	0.12	0.12	
▶ 800m	6	Tony FILIPEK	SR	1:52.59		1/7/10	10	1.02	11.02
▶ 800m	13	Charlie RICHARDS	SR	1:53.21		1/22/10	2	0.60	2.60
▶ Mile	22	Derek STONE	SR	4:11.87		1/29/10	0.35	0.14	0.49
▶ Mile	24	Charlie RICHARDS	SR	4:12.61		1/29/10	0.25	0.06	0.31
▶ 5000	15	Steve GENTHER	SR	14:33.18		2/12/10	0.9	0.14	1.04
▶ DMR	11	Richards, Filipek, Body, Stone		9:59.28		2/12/10	4	0.87	4.87
▶ HEPT	27	Mark BADOWSKY	SR	4,544		12/17/09	0.1	0.00	0.10

Team Total 20.55



2010 Indoor, Week #4

Only those who score >0.01 pts are shown

MEN

36



Grand Valley State ▼ 4

Great Lakes Intercollegiate Athletic Conference

Event	Scrd As	Athlete	Yr	Mark	Date	Pl. Pts.	Bonus	TOTAL
▶ 5000	21	Paul ZIELINSKI	SO	14:39.55	2/12/10	0.4	0.00	0.40
▶ 5000	27	Ross FAASSE	SR	14:46.79	2/12/10	0.1	0.00	0.10
▶ 5000	29	Jeff NORDQUIST	SO	14:48.18	2/12/10	0.05	0.00	0.05
▶ 4x400	19	Bareman, Thomas, Lowe, Rock		3:18.73	12/17/09	0.5	0.00	0.50
▶ DMR	23	Julson, Lowe, Dyer, Gibbons		10:15.45	2/5/10	0.3	0.00	0.30
▶ HJ	20	Nate MILLER	SR	2.05m	6-8% 1/22/10	0.45	0.00	0.45
▶ PV	18	Matt GORDENEER	SR	4.81m	15-9% 2/19/10	0.6	0.00	0.60
▶ PV	21	Quinton DENNIS	JR	4.80m	15-9 1/29/10	0.4	0.00	0.40
▶ LJ	23	Ryan RADEMACHER	SR	7.18m	23-6% 1/29/10	0.3	0.00	0.30
▶ SP	7	Donny STIFFLER	FR	17.53m	57-6% 2/19/10	8	0.95	8.95
▶ SP	8	Matt ARMSTRONG	SO	17.52m	57-5% 2/5/10	7	0.94	7.94
▶ SP	26	Ian EVANS	SR	15.89m	52-1% 2/5/10	0.15	0.00	0.15
▶ SP	26	Kyle ENO	SO	15.89m	52-1% 1/22/10	0.15	0.00	0.15
▶ HEPT	28	Peter ANTOR	SR	4,524	2/5/10	0.07	0.00	0.07

Team Total 20.36

37



Saint Paul's ▼ 3

Central Intercollegiate Athletic Association

Event	Scrd As	Athlete	Yr	Mark	Date	Pl. Pts.	Bonus	TOTAL
▶ HJ	3	Maurice HALL	JR	2.15m	7-% 2/13/10	16	2.85	18.85

Team Total 18.85

38



MSU Moorhead ▼ 5

Northern Sun Intercollegiate Conference

Event	Scrd As	Athlete	Yr	Mark	Date	Pl. Pts.	Bonus	TOTAL
▶ 60m	21	Brock KEATON	SO	6.87	1/9/10	0.4	0.24	0.64
▶ H60m	12	Laquone ROBINSON	FR	8.13	1/17/10	3	0.49	3.49
▶ 4x400	14	Watson, Lund, Ogbonnaya, Bredy		3:17.96	2/11/10	1	0.00	1.00
▶ LJ	17	Derek BREDY	FR	7.22m	23-8% 1/9/10	0.7	0.09	0.79
▶ WT	6	Anthony ENYI	JR	19.52m	64-% 1/17/10	10	1.00	11.00
▶ WT	21	Christopher HEIL	JR	17.91m	58-9% 2/6/10	0.4	0.00	0.40
▶ HEPT	21	Luke BUCHHOLZ	SO	4,630	2/14/10	0.4	0.00	0.40

Team Total 17.71

39



Adelphi ▼ 4

Northeast-10 Conference

Event	Scrd As	Athlete	Yr	Mark	Date	Pl. Pts.	Bonus	TOTAL
▶ 60m	7	Kevin DURANT	SR	6.81	2/5/10	8	0.87	8.87
▶ 200m	24	Mychael FABIO	SO	21.97	2/18/10	0.25	0.09	0.34
▶ 400m	8	Mychael FABIO	SO	48.27	1/22/10	7	0.97	7.97
▶ DMR	21	Clark, Fabio, Ince, Coelho		10:11.08	2/5/10	0.4	0.00	0.40

Team Total 17.58

40



Slippery Rock ▼ 1

Pennsylvania State Athletic Conference

Event	Scrd As	Athlete	Yr	Mark	Date	Pl. Pts.	Bonus	TOTAL
▶ 800m	4	Phil RECTOR	SR	1:52.28	2/12/10	14	1.31	15.31
▶ 800m	19	Kevin JEWEL	FR	1:53.52	2/12/10	0.5	0.41	0.91
▶ H60m	30	Kris STALMA	SR	8.31	2/6/10	0.02	0.00	0.02
▶ TJ	27	Terrace DRAPER	JR	14.30m	46-11 2/6/10	0.1	0.00	0.10
▶ WT	27	Chris WARNING	SR	17.54m	57-6% 1/22/10	0.1	0.00	0.10
▶ HEPT	20	Brady WERT	SR	4,694	12/11/09	0.45	0.06	0.51

Team Total 16.95

41



Mars Hill ▼ 3

South Atlantic Conference

Event	Scrd As	Athlete	Yr	Mark	Date	Pl. Pts.	Bonus	TOTAL
▶ H60m	4	Frankie WATERS	JR	8.00	12/5/09	14	1.94	15.94

Team Total 15.94

42



Lewis ▲ 9

Great Lakes Valley Conference

Event	Scrd As	Athlete	Yr	Mark	Date	Pl. Pts.	Bonus	TOTAL
▶ 400m	22	Chris LEIBRAND	JR	48.94	12/17/09	0.35	0.13	0.48
▶ H60m	15	James KNAPEREK	SR	8.18	2/20/10	0.9	0.18	1.08
▶ 4x400	17	Reaney, Robinson, Lesnick, Liebrand		3:18.07	2/20/10	0.7	0.00	0.70
▶ SP	6	Scott BARNAS	SR	17.62m	57-9% 2/20/10	10	1.12	11.12


Team Total 13.38




2010 Indoor, Week #4

Only those who score >0.01 pts are shown


MEN

43  **Concordia St. Paul** ▲ 4
Northern Sun Intercollegiate Conference


Event	Scrd As	Athlete	Yr	Mark	Date	Pl. Pts.	Bonus	TOTAL	
▶ 200m	15	Domonique GILMER	JR	21.84	1/29/10	0.9	0.39	1.29	
▶ 400m	11	Domonique GILMER	JR	48.46	1/16/10	4	0.69	4.69	
▶ 4x400	20	Gilmer, Bos, Kohlman, Johnson		3:19.04	2/11/10	0.45	0.00	0.45	
▶ LJ	15	Diahn ZEON	SO	7.25m	23-9½	1/29/10	0.9	0.21	1.11
▶ LJ	30	John PIMENTAL	SR	7.05m	23-1¼	12/5/09	0.02	0.00	0.02
▶ HEPT	10	John PIMENTAL	SR	4,829	2/14/10	5	0.54	5.54	
Team Total								13.10	

46  **Southwest Baptist** ▼ 4
Mid-America Intercollegiate Athletics Association


Event	Scrd As	Athlete	Yr	Mark	Date	Pl. Pts.	Bonus	TOTAL
▶ 200m	9	Frank GRANT JR	SR	21.71	2/6/10	6	0.81	6.81
▶ 400m	25	Frank GRANT JR	SR	49.00	2/11/10	0.2	0.09	0.29
▶ 800m	16	Shawn ETZENHOUSER	SR	1:53.44	2/11/10	0.8	0.46	1.26
▶ 4x400	27	Grant JR, Kueker, Rogers, Etzenhouser		3:20.30	2/6/10	0.1	0.00	0.10
▶ DMR	13	Etzenhouser, Kueker, Rogers, Glassmaker		10:00.66	2/19/10	2	0.62	2.62
Team Total								11.07

44  **Lock Haven** ▼ 4
Pennsylvania State Athletic Conference


Event	Scrd As	Athlete	Yr	Mark	Date	Pl. Pts.	Bonus	TOTAL	
▶ 60m	35	Greg MOCK	SR	6.90	1/16/10		0.08	0.08	
▶ Mile	25	Nick HILTON	JR	4:12.64	1/29/10	0.2	0.06	0.26	
▶ 4x400	22	Harper, Daugherty, Edelman, Roberts		3:19.12	2/20/10	0.35	0.00	0.35	
▶ DMR	6	Pomerantz, Wilkinson, Edelman, Hilton		9:56.55	2/12/10	10	1.53	11.53	
▶ HJ	23	Chris AMMANN	FR	2.04m	6-8¾	2/13/10	0.3	0.00	0.30
▶ HEPT	25	Chris AMMANN	FR	4,582	1/29/10	0.2	0.00	0.20	
Team Total								12.72	

47  **St. Thomas Aquinas** ▼ 2
East Coast Conference

Event	Scrd As	Athlete	Yr	Mark	Date	Pl. Pts.	Bonus	TOTAL
▶ 200m	17	Mike ABELARD	FR	21.85	1/29/10	0.7	0.36	1.06
▶ 200m	32	Chris MUNIZ	SR	22.02	2/12/10		0.02	0.02
▶ 400m	7	Chris MUNIZ	SR	48.25	2/12/10	8	1.00	9.00
Team Total								10.07

45  **Virginia Union** ▼ 2
Central Intercollegiate Athletic Association

Event	Scrd As	Athlete	Yr	Mark	Date	Pl. Pts.	Bonus	TOTAL
▶ H60m	6	Melvin EDISON	SR	8.01	2/13/10	10	1.81	11.81
Team Total								11.81

48  **Augustana (S.D.)** ▲ 21
Northern Sun Intercollegiate Conference

Event	Scrd As	Athlete	Yr	Mark	Date	Pl. Pts.	Bonus	TOTAL
▶ 800m	18	Brian WERNER	SR	1:53.49	2/11/10	0.6	0.43	1.03
▶ H60m	15	Diego OQUENDO	FR	8.18	2/19/10	0.9	0.18	1.08
▶ DMR	9	Beniak, Omot, Werner, Karbo		9:58.41	2/19/10	6	1.03	7.03
Team Total								9.14

49 **Lees-McRae** ▼ 5
Conference Carolinas


Event	Scrd As	Athlete	Yr	Mark	Date	Pl. Pts.	Bonus	TOTAL	
▶ PV	7	Jonathan ARTHUR	SR	4.95m	16-2¼	2/12/10	8	0.83	8.83
Team Total								8.83	




2010 Indoor, Week #4

Only those who score >0.01 pts are shown


MEN

50  **UC-Colorado Springs** ▲ 2
Rocky Mountain Athletic Conference


Event	Scrd As	Athlete	Yr	Mark	Date	Pl. Pts.	Bonus	TOTAL	
▶ DMR	27	Vazquez, Shaver, Christian, Reynolds		10:21.15	2/12/10	0.1	0.00	0.10	
▶ HJ	8	Steven GOMEZ	SO	2.10m	6-10%	2/19/10	7	0.85	7.85
Team Total								7.95	

51  **Northern State** ▼ 3
Northern Sun Intercollegiate Conference


Event	Scrd As	Athlete	Yr	Mark	Date	Pl. Pts.	Bonus	TOTAL	
▶ 60m	21	Odis RICHARDSON	FR	6.87	2/6/10	0.4	0.24	0.64	
▶ H60m	20	Bill CAMERON	SR	8.23	2/12/10	0.45	0.00	0.45	
▶ 4x400	25	Hauert, Conrad, Richardson, Cameron		3:19.95	2/19/10	0.2	0.00	0.20	
▶ HJ	23	Andrew ROSE	JR	2.04m	6-8%	2/19/10	0.3	0.00	0.30
▶ LJ	10	Calvin MCGRUDER	JR	7.32m	24-¼	2/6/10	5	0.65	5.65
▶ LJ	24	Trevor MAU	FR	7.15m	23-5½	2/6/10	0.25	0.00	0.25
Team Total								7.49	

52  **St. Cloud State** ▼ 6
Northern Sun Intercollegiate Conference


Event	Scrd As	Athlete	Yr	Mark	Date	Pl. Pts.	Bonus	TOTAL	
▶ 60m	19	Gabe UDIA	SR	6.86	1/29/10	0.5	0.33	0.83	
▶ 200m	19	Gabe UDIA	SR	21.89	2/6/10	0.5	0.24	0.74	
▶ 5000	28	Kyle NEUMANN	SO	14:47.74	2/11/10	0.07	0.00	0.07	
▶ HJ	11	Dusty MCCOLLEY	SO	2.09m	6-10%	1/29/10	4	0.53	4.53
▶ HEPT	18	Dusty MCCOLLEY	SO	4,702	1/29/10	0.6	0.09	0.69	
Team Total								6.85	

53  **Ala.-Huntsville** ▲ 1
Gulf South Conference


Event	Scrd As	Athlete	Yr	Mark	Date	Pl. Pts.	Bonus	TOTAL	
▶ 60m	11	Richard WILSON	SO	6.82	2/19/10	4	0.74	4.74	
▶ DMR	14	Moshier, Rayford, Dolan, Rodgers		10:04.21	2/19/10	1	0.02	1.02	
▶ PV	18	Luke BECK	FR	4.81m	15-9%	2/6/10	0.6	0.00	0.60
Team Total								6.37	

54  **Texas A&M-Kingsville** ▼ 5
Lone Star Conference


Event	Scrd As	Athlete	Yr	Mark	Date	Pl. Pts.	Bonus	TOTAL	
▶ 4x400	26	Rios, Washington, Davis, Glover		3:20.00	2/12/10	0.15	0.00	0.15	
▶ LJ	12	CJ GRIGGS	FR	7.29m	23-11	2/12/10	3	0.41	3.41
▶ LJ	19	Connell DAVIS	JR	7.21m	23-8	2/12/10	0.5	0.05	0.55
▶ TJ	14	CJ GRIGGS	FR	14.85m	48-8%	2/6/10	1	0.21	1.21
▶ TJ	16	Isaiah GLOVER	FR	14.78m	48-6	2/6/10	0.8	0.11	0.91
Team Total								6.23	

55  **Harding** ▼ 5
Gulf South Conference

Event	Scrd As	Athlete	Yr	Mark	Date	Pl. Pts.	Bonus	TOTAL
▶ 800m	11	Frank BOLLING	SR	1:53.14	2/11/10	4	0.64	4.64
▶ 5000	26	Daniel KIRWA	JR	14:44.65	2/11/10	0.15	0.00	0.15
▶ DMR	16	Johnson, Arnold, Bolling, Biwott		10:07.48	2/11/10	0.8	0.00	0.80
Team Total								5.59

56  **Lake Superior State** ▼ 1
Great Lakes Intercollegiate Athletic Conference

Event	Scrd As	Athlete	Yr	Mark	Date	Pl. Pts.	Bonus	TOTAL	
▶ TJ	10	Jonathon ALLEN	JR	15.02m	49-3½	2/5/10	5	0.59	5.59
Team Total								5.59	

57  **Queens (N.C.)** ▼ 1
Conference Carolinas

Event	Scrd As	Athlete	Yr	Mark	Date	Pl. Pts.	Bonus	TOTAL
▶ Mile	13	Simon STUETZEL	JR	4:09.24	2/5/10	2	0.43	2.43
▶ 5000	13	Futsum MEBRAHTU	SR	14:25.98	2/5/10	2	0.40	2.40
Team Total								4.83



2010 Indoor, Week #4

Only those who score >0.01 pts are shown

MEN

58



Western Oregon

▼ 5

Great Northwest Athletic Conference

Event	Scrd As	Athlete	Yr	Mark	Date	Pl. Pts.	Bonus	TOTAL	
▶ Mile	23	Jeff LONG	SR	4:11.89	1/29/10	0.3	0.14	0.44	
▶ 5000	16	Chris REED	JR	14:33.66	2/12/10	0.8	0.13	0.93	
▶ 4x400	13	Kaino, Mott, Moore, Yakovich		3:17.85	1/29/10	2	0.00	2.00	
▶ DMR	30	Larson, O'Connell, Schmidt, Sprinkle		10:22.99	2/20/10	0.02	0.00	0.02	
▶ LJ	19	Matson HARDIE	FR	7.21m	23-8	2/20/10	0.5	0.05	0.55
▶ TJ	22	Matson HARDIE	FR	14.43m	47-4½	2/20/10	0.35	0.00	0.35

Team Total 4.28

59



West Virginia Wesleyan

West Virginia Intercollegiate Athletic Conference

Event	Scrd As	Athlete	Yr	Mark	Date	Pl. Pts.	Bonus	TOTAL
▶ 60m	37	Kevo Douglas	SR	6.91	2/13/10		0.04	0.04
▶ 4x400	30	Kump, Douglas, Natow, Holden		3:20.83	2/20/10	0.02	0.00	0.02
▶ HEPT	12	Ricky KUMP	SR	4,801	2/12/10	3	0.44	3.44
▶ HEPT	24	Cuyler EDGELL	FR	4,586	2/12/10	0.25	0.00	0.25

Team Total 3.75

60



Indianapolis

▼ 3

Great Lakes Valley Conference

Event	Scrd As	Athlete	Yr	Mark	Date	Pl. Pts.	Bonus	TOTAL	
▶ 60m	21	Frederick HELM	SR	6.87	2/20/10	0.4	0.24	0.64	
▶ 200m	23	Frederick HELM	SR	21.96	1/23/10	0.3	0.10	0.40	
▶ 4x400	21	Flournoy, Helm, Brittain, Smith		3:19.11	2/12/10	0.4	0.00	0.40	
▶ DMR	24	Martinez, Kindred, O'Boyle, Landy		10:16.23	2/12/10	0.25	0.00	0.25	
▶ LJ	21	Terrell FRANKLIN	SO	7.20m	23-7½	1/30/10	0.4	0.01	0.41
▶ SP	20	Matt ROYER	JR	16.44m	53-11½	2/20/10	0.45	0.00	0.45
▶ WT	15	Matt ROYER	JR	18.63m	61-1½	2/20/10	0.9	0.10	1.00
▶ WT	26	Craig MYERS	JR	17.57m	57-7½	2/12/10	0.15	0.00	0.15

Team Total 3.71

61



Saint Joseph's (Ind.)

▼ 1

Great Lakes Valley Conference

Event	Scrd As	Athlete	Yr	Mark	Date	Pl. Pts.	Bonus	TOTAL	
▶ SP	12	Kaleb THOMPSON	SO	16.95m	55-7½	2/12/10	3	0.24	3.24

Team Total 3.24

62



Winston-Salem State

▲ 14

Mid-Eastern Athletic Conference

Event	Scrd As	Athlete	Yr	Mark	Date	Pl. Pts.	Bonus	TOTAL
▶ 60m	21	Paul WILLIAMS	SR	6.87	2/19/10	0.4	0.24	0.64
▶ 200m	27	Paul WILLIAMS	SR	21.99	2/12/10	0.1	0.06	0.16
▶ 800m	14	Andrew CHEBII	FR	1:53.22	2/19/10	1	0.59	1.59
▶ 800m	26	Desmond WIGGAN	SO	1:53.94	2/19/10	0.15	0.15	0.30

Team Total 2.70

63



U. of Mary

▲ 1

Northern Sun Intercollegiate Conference

Event	Scrd As	Athlete	Yr	Mark	Date	Pl. Pts.	Bonus	TOTAL	
▶ 200m	29	Jarvovs BRYANT	JR	22.00	2/12/10	0.05	0.04	0.09	
▶ SP	14	Ben JACOBSON	JR	16.87m	55-4½	2/18/10	1	0.16	1.16
▶ WT	14	Ben JACOBSON	JR	18.69m	61-4	2/6/10	1	0.14	1.14

Team Total 2.40

64



Clafin

▲ 1

Southern Intercollegiate Athletic Conference

Event	Scrd As	Athlete	Yr	Mark	Date	Pl. Pts.	Bonus	TOTAL	
▶ TJ	13	LaQuan PRIEST	SO	14.91m	48-11	1/22/10	2	0.29	2.29

Team Total 2.29

65



West Chester

▼ 4

Pennsylvania State Athletic Conference

Event	Scrd As	Athlete	Yr	Mark	Date	Pl. Pts.	Bonus	TOTAL
▶ 400m	17	Matt HOUSER	SR	48.83	2/12/10	0.7	0.21	0.91
▶ 400m	19	Craig ESPENSHADE	JR	48.88	2/12/10	0.5	0.17	0.67
▶ H60m	27	Tyler REAL	SO	8.28	1/14/10	0.1	0.00	0.10
▶ 4x400	23	Perry, Thiry, Houser, Espenshade		3:19.45	2/12/10	0.3	0.00	0.30


Team Total 1.98




2010 Indoor, Week #4

Only those who score >0.01 pts are shown


MEN

66  **Kutztown** ▼ 7
 Pennsylvania State Athletic Conference


Event	Scrd As	Athlete	Yr	Mark	Date	Pl. Pts.	Bonus	TOTAL
HJ	23	Sean GENTRY	FR	2.04m 6-8½	2/5/10	0.3	0.00	0.30
PV	15	Justin GERMANI	JR	4.87m 15-11½	2/7/10	0.9	0.11	1.01
PV	21	William HODGES	SR	4.80m 15-9	2/12/10	0.4	0.00	0.40
Team Total								1.71

67  **Virginia State** ▼ 4
 Central Intercollegiate Athletic Association


Event	Scrd As	Athlete	Yr	Mark	Date	Pl. Pts.	Bonus	TOTAL
60m	30	Michael WESTBROOK	SR	6.88	2/13/10	0.02	0.16	0.18
4x400	29	Brown, Ross, Chatmon, Ramey II		3:20.41	2/13/10	0.05	0.00	0.05
HJ	15	Hoova TAYLOR	JR	2.08m 6-9¾	12/11/09	0.9	0.20	1.10
TJ	23	Charles RAMEY II	SR	14.39m 47-2¾	2/13/10	0.3	0.00	0.30
Team Total								1.63

68  **Wayne State (Neb.)** ▼ 10
 Northern Sun Intercollegiate Conference


Event	Scrd As	Athlete	Yr	Mark	Date	Pl. Pts.	Bonus	TOTAL
PV	21	Cody DIEHL	SO	4.80m 15-9	2/13/10	0.4	0.00	0.40
HEPT	14	Cody DIEHL	SO	4,723	1/29/10	1	0.17	1.17
Team Total								1.57

69  **West Texas A&M** ▼ 2
 Lone Star Conference


Event	Scrd As	Athlete	Yr	Mark	Date	Pl. Pts.	Bonus	TOTAL
HJ	20	Gage MAYER	SO	2.05m 6-8¾	1/16/10	0.45	0.00	0.45
PV	27	Tanner DENNIS	FR	4.75m 15-7	2/20/10	0.1	0.00	0.10
HEPT	16	Eldon GRIMSLID	SR	4,712	2/12/10	0.8	0.13	0.93
Team Total								1.48

70  **New Haven** ▼ 2
 Northeast-10 Conference


Event	Scrd As	Athlete	Yr	Mark	Date	Pl. Pts.	Bonus	TOTAL
60m	21	Kevin DOWNING	SO	6.87	12/11/09	0.4	0.24	0.64
200m	19	Kevin DOWNING	SO	21.89	12/5/09	0.5	0.24	0.74
Team Total								1.38

71  **Mansfield** ▼ 5
 Pennsylvania State Athletic Conference


Event	Scrd As	Athlete	Yr	Mark	Date	Pl. Pts.	Bonus	TOTAL
DMR	18	McNabb, Johnson, Garcia, Plaszenski		10:09.76	2/5/10	0.6	0.00	0.60
SP	17	Mike GRAY	SR	16.72m 54-10¼	2/12/10	0.7	0.02	0.72
Team Total								1.32

72  **Bentley** ▼ 2
 Northeast-10 Conference


Event	Scrd As	Athlete	Yr	Mark	Date	Pl. Pts.	Bonus	TOTAL
Mile	14	Dan DARCY	SR	4:10.63	1/24/10	1	0.28	1.28
Team Total								1.28

73  **Central Washington** ▲ 1
 Great Northwest Athletic Conference

Event	Scrd As	Athlete	Yr	Mark	Date	Pl. Pts.	Bonus	TOTAL
60m	31	Anthony WRIGHT	FR	6.89	2/20/10		0.12	0.12
TJ	20	Rendel JONES	SO	14.51m 47-7¾	2/20/10	0.45	0.00	0.45
TJ	28	Bryan MACK	SO	14.28m 46-10¼	2/20/10	0.07	0.00	0.07
WT	23	Tyler FISCHER	SR	17.79m 58-4¾	1/29/10	0.3	0.00	0.30
WT	30	Mychal OSTLER	JR	17.38m 57-¼	2/20/10	0.02	0.00	0.02
Team Total								0.96

74  **Lake Erie** ▼ 1
 Independent (DII)

Event	Scrd As	Athlete	Yr	Mark	Date	Pl. Pts.	Bonus	TOTAL
4x400	15	Harley, Burrows, Covington, Snyder		3:17.98	2/20/10	0.9	0.00	0.90
Team Total								0.90

75  **Seattle Pacific** unch
 Great Northwest Athletic Conference


Event	Scrd As	Athlete	Yr	Mark	Date	Pl. Pts.	Bonus	TOTAL
Mile	21	Chad MEIS	SR	4:11.79	1/16/10	0.4	0.15	0.55
Team Total								0.55




2010 Indoor, Week #4

Only those who score >0.01 pts are shown


MEN

76  **Northern Kentucky** ▲ 1
Great Lakes Valley Conference


Event	Scrd As	Athlete	Yr	Mark	Date	Pl. Pts.	Bonus	TOTAL
▶ 5000	19	Drew HARRIS	JR	14:36.82	12/11/09	0.5	0.03	0.53
Team Total								0.53

81  **Fort Hays State** ▼ 3
Mid-America Intercollegiate Athletics Association


Event	Scrd As	Athlete	Yr	Mark	Date	Pl. Pts.	Bonus	TOTAL	
▶ HJ	23	Drew SCHMIDT	SR	2.04m	6-8¼	12/12/09	0.3	0.00	0.30
Team Total								0.30	

77  **Saint Rose** ▲ 9
Northeast-10 Conference


Event	Scrd As	Athlete	Yr	Mark	Date	Pl. Pts.	Bonus	TOTAL
▶ H60m	24	Kevin JACKSON	SR	8.25	2/18/10	0.25	0.00	0.25
▶ 4x400	24	Saunders, Karam, Hasan, Gilreath		3:19.85	2/18/10	0.25	0.00	0.25
Team Total								0.50

82  **Incarnate Word** ▼ 2
Heartland Conference


Event	Scrd As	Athlete	Yr	Mark	Date	Pl. Pts.	Bonus	TOTAL
▶ 800m	30	Sebastien JARABA-HEFFNER	SO	1:54.26	2/20/10	0.02	0.03	0.05
▶ DMR	25	Jaraba-Heffner, Echevarria, Flores, Gill		10:18.03	1/29/10	0.2	0.00	0.20
Team Total								0.25

78  **Ferris State** ▼ 7
Great Lakes Intercollegiate Athletic Conference


Event	Scrd As	Athlete	Yr	Mark	Date	Pl. Pts.	Bonus	TOTAL	
▶ DMR	29	Mangieri, Price, Chute, Best		10:22.57	2/5/10	0.05	0.00	0.05	
▶ PV	21	Greg BURNS	SR	4.80m	15-9	2/12/10	0.4	0.00	0.40
Team Total								0.45	

83  **UW Parkside** ▼ 2
Great Lakes Valley Conference


Event	Scrd As	Athlete	Yr	Mark	Date	Pl. Pts.	Bonus	TOTAL
▶ 5000	24	Ben ORVOLD	SO	14:42.26	2/12/10	0.25	0.00	0.25
Team Total								0.25

79  **Minn.-Duluth** ▼ 7
Northern Sun Intercollegiate Conference


Event	Scrd As	Athlete	Yr	Mark	Date	Pl. Pts.	Bonus	TOTAL
▶ H60m	21	John KNEBEL	JR	8.24	2/12/10	0.4	0.00	0.40
Team Total								0.40

84  **Northwest Nazarene** ▼ 2
Great Northwest Athletic Conference

Event	Scrd As	Athlete	Yr	Mark	Date	Pl. Pts.	Bonus	TOTAL
▶ 5000	25	Barak WATSON	FR	14:44.52	2/12/10	0.2	0.00	0.20
Team Total								0.20

80  **Truman State** ▼ 2
Mid-America Intercollegiate Athletics Association

Event	Scrd As	Athlete	Yr	Mark	Date	Pl. Pts.	Bonus	TOTAL	
▶ SP	22	Derek ATWOOD	JR	16.33m	53-7	2/5/10	0.35	0.00	0.35
Team Total								0.35	

85  **Southern Indiana** ▼ 3
Great Lakes Valley Conference

Event	Scrd As	Athlete	Yr	Mark	Date	Pl. Pts.	Bonus	TOTAL
▶ DMR	28	Callison, Daake, Masterson, Emerick		10:21.68	2/12/10	0.07	0.00	0.07
Team Total								0.07



2010 Indoor, Week #4

Only those who score >0.01 pts are shown

MEN

86



Central State

Independent (DII)

▼ 1

Event	Scrd	As	Athlete	Yr	Mark	Date	Pl. Pts.	Bonus	TOTAL
▶ 60m	37		Larry JONES	SR	6.91	12/4/09		0.04	0.04
Team Total									0.04



2010 Indoor, Week #4

Only those who score >0.01 pts are shown

WOMEN

1



Lincoln (Mo.)

Heartland Conference

unch

Event	Scrd As	Athlete	Yr	Mark	Date	Pl. Pts.	Bonus	TOTAL	
▶ 60m	2	Semoy HACKETT	SO	7.31	2/19/10	18	2.92	20.92	
▶ 60m	3	Shanna Kay WRIGHT	JR	7.36	2/19/10	16	2.34	18.34	
▶ 60m	4	Janika MARTELL	SR	7.38	2/12/10	14	2.12	16.12	
▶ 60m	7	Nyoka COLE	SO	7.51	12/11/09	8	0.95	8.95	
▶ 60m	12	Jhanell BROWN	SR	7.57	2/19/10	3	0.51	3.51	
▶ 60m	13	Marcia WOOLERY	SR	7.59	2/12/10	2	0.37	2.37	
▶ 60m	15	Tia ROLLE	FR	7.60	2/5/10	0.9	0.30	1.20	
▶ 60m	18	Kirlene ROBERTS	FR	7.67	12/11/09	0.6	0.00	0.60	
▶ 60m	30	Sudian DAVIS	JR	7.78	12/11/09	0.02	0.00	0.02	
▶ 200m	2	Semoy HACKETT	SO	24.01	1/29/10	18	2.79	20.79	
▶ 200m	5	Nyoka COLE	SO	24.37	2/12/10	12	1.49	13.49	
▶ 200m	9	Janika MARTELL	SR	24.49	1/29/10	6	1.07	7.07	
▶ 200m	10	Marcia WOOLERY	SR	24.66	2/12/10	5	0.67	5.67	
▶ 200m	12	Tia ROLLE	FR	24.74	2/12/10	3	0.50	3.50	
▶ 200m	17	Jhanell BROWN	SR	24.99	2/19/10	0.7	0.21	0.91	
▶ 200m	19	Michelle CUMBERBATCH	FR	25.01	2/12/10	0.5	0.18	0.68	
▶ 200m	22	Sudian DAVIS	JR	25.07	2/19/10	0.35	0.12	0.47	
▶ 400m	1	Nyoka COLE	SO	55.34	2/12/10	20	2.74	22.74	
▶ 400m	2	Yanique HAYE	FR	55.59	2/12/10	18	2.27	20.27	
▶ 400m	7	Michelle CUMBERBATCH	FR	56.16	2/12/10	8	1.24	9.24	
▶ 400m	16	Keniesha JONES	JR	56.88	2/19/10	0.8	0.32	1.12	
▶ H60m	20	Yanique HAYE	FR	8.88	2/5/10	0.45	0.02	0.47	
▶ H60m	26	Okine CODLYN	SR	8.94	12/11/09	0.15	0.00	0.15	
▶ 4x400	1	Cumberbatch, Cole, Haye, Martell		3:41.85	2/12/10	20	4.39	24.39	
▶ HJ	18	Sheri Kaye CAMPBELL	FR	1.67m	5-5½	2/5/10	0.6	0.10	0.70
▶ LJ	1	Racquel ANDERSON	SR	6.11m	20-½	2/5/10	20	4.26	24.26
▶ LJ	20	Okine CODLYN	SR	5.62m	18-5¼	1/15/10	0.45	0.03	0.48
▶ TJ	7	Okine CODLYN	SR	11.96m	39-3	2/5/10	8	0.68	8.68
▶ TJ	14	Racquel ANDERSON	SR	11.89m	39-¾	2/12/10	1	0.37	1.37
▶ TJ	20	Kimberly HODGES	JR	11.64m	38-2¼	1/29/10	0.45	0.00	0.45
▶ PENT	19	Okine CODLYN	SR	3,288		2/5/10	0.5	0.00	0.50
▶ PENT	28	Sheri Kaye CAMPBELL	FR	3,137		2/5/10	0.07	0.00	0.07

Team Total 239.47

2



Grand Valley State

Great Lakes Intercollegiate Athletic Conference

unch

Event	Scrd As	Athlete	Yr	Mark	Date	Pl. Pts.	Bonus	TOTAL	
▶ 400m	5	Kayla VALLAR	JR	55.88	1/29/10	12	1.75	13.75	
▶ 400m	12	Chanelle CALDWELL	SO	56.58	1/29/10	3	0.61	3.61	
▶ 800m	5	Chanelle CALDWELL	SO	2:10.86	2/12/10	12	1.43	13.43	
▶ 800m	14	Lauren BERGSTROM	SR	2:13.33	2/12/10	1	0.31	1.31	
▶ 800m	16	Monica KINNEY	SO	2:14.09	1/22/10	0.8	0.13	0.93	
▶ Mile	8	Monica KINNEY	SO	4:53.64	2/12/10	7	0.78	7.78	
▶ Mile	10	Karie MCDONALD	SO	4:54.60	2/12/10	5	0.62	5.62	
▶ 5000	9	Megan MACERATINI	JR	16:57.69	2/12/10	6	0.80	6.80	
▶ 5000	13	Amy KOLIN	JR	17:07.07	2/12/10	2	0.34	2.34	
▶ 5000	14	Monica KINNEY	SO	17:10.19	12/17/09	1	0.25	1.25	
▶ 5000	20	Shaylee VANDERBAAN	SO	17:16.53	2/12/10	0.45	0.10	0.55	
▶ 5000	27	Eileen CREUTZ	JR	17:25.58	12/17/09	0.1	0.00	0.10	
▶ 5000	29	Julia NOWAK	FR	17:26.59	2/12/10	0.05	0.00	0.05	
▶ H60m	6	Candice WHEAT	SR	8.63	2/5/10	10	0.97	10.97	
▶ H60m	13	Jade HULL	SO	8.80	2/19/10	2	0.22	2.22	
▶ H60m	18	Danielle FONSECA	SR	8.86	2/19/10	0.6	0.07	0.67	
▶ 4x400	3	Caldwell, Vallar, Fonseca, Hull		3:45.66	2/12/10	16	2.76	18.76	
▶ DMR	4	Bergstrom, Vallar, Botham, McDonald		11:49.90	2/5/10	14	1.40	15.40	
▶ HJ	4	Maegan DOYEN	SR	1.72m	5-7¾	1/15/10	14	1.41	15.41
▶ HJ	18	Jennifer FULLER	FR	1.67m	5-5¾	1/7/10	0.6	0.10	0.70
▶ PV	4	Jocelyn KUKSA	SO	3.90m	12-9¾	2/19/10	14	1.97	15.97
▶ PV	9	Emily MCKERCHIE	SO	3.70m	12-1½	2/19/10	6	0.42	6.42
▶ PV	9	Christi KETTLEHUT	SR	3.70m	12-1½	2/19/10	6	0.42	6.42
▶ SP	9	Lauren BURESH	SO	14.14m	46-4¼	12/17/09	6	0.55	6.55
▶ SP	13	Emily FOX	SR	13.99m	45-10¾	2/12/10	2	0.24	2.24
▶ SP	15	Sam LOCKHART	FR	13.85m	45-5¼	2/19/10	0.9	0.05	0.95
▶ WT	4	Liz MURPHY	FR	18.27m	59-11¼	2/12/10	14	2.16	16.16

Team Total 176.36



2010 Indoor, Week #4

Only those who score >0.01 pts are shown

WOMEN

3



Ashland

unch

Great Lakes Intercollegiate Athletic Conference

Event	Scrd As	Athlete	Yr	Mark	Date	Pl. Pts.	Bonus	TOTAL	
▶ 400m	4	Steph TINNEY	JR	55.87	1/29/10	14	1.76	15.76	
▶ 800m	22	Steph TINNEY	JR	2:14.69	2/5/10	0.35	0.00	0.35	
▶ H60m	15	Karissa DALESSANDRO	FR	8.83	2/20/10	0.9	0.14	1.04	
▶ 4x400	12	Roth, Dalessandro, Bourne, Tinney		3:52.98	2/20/10	3	0.46	3.46	
▶ DMR	17	Allen, Dalessandro, Tinney, Stoffel		12:12.13	2/5/10	0.7	0.00	0.70	
▶ HJ	1	Abby KACSANDI	JR	1.78m	5-10	12/11/09	20	3.89	23.89
▶ SP	1	Kelly ASH	SO	15.28m	50-1¼	2/12/10	20	4.08	24.08
▶ WT	1	Tara COOPER	JR	19.02m	62-5	2/12/10	20	3.96	23.96
▶ WT	3	Kelly ASH	SO	18.29m	60-¾	2/5/10	16	2.21	18.21
▶ WT	23	Katie SOPHER	JR	16.50m	54-1¼	2/20/10	0.3	0.00	0.30
▶ PENT	10	Lisa ROTH	JR	3,576		2/12/10	5	1.08	6.08
▶ PENT	13	Abby KACSANDI	JR	3,423		2/12/10	2	0.30	2.30
▶ PENT	20	Cheryl BOURNE	SO	3,250		2/12/10	0.45	0.00	0.45

Team Total 120.58

4



Neb.-Omaha

unch

Mid-America Intercollegiate Athletics Association

Event	Scrd As	Athlete	Yr	Mark	Date	Pl. Pts.	Bonus	TOTAL	
▶ 60m	13	Maja MIHALINEC	SO	7.59	2/12/10	2	0.37	2.37	
▶ 200m	11	Maja MIHALINEC	SO	24.69	1/22/10	4	0.60	4.60	
▶ 400m	13	Kayla KOEPKE	JR	56.73	2/12/10	2	0.43	2.43	
▶ 400m	15	Anja PUC	JR	56.87	2/19/10	0.9	0.33	1.23	
▶ 400m	20	Maja MIHALINEC	SO	57.25	2/19/10	0.45	0.11	0.56	
▶ 800m	1	Anja PUC	JR	2:07.99	2/12/10	20	3.53	23.53	
▶ H60m	9	Shannon MOORE	SR	8.70	2/12/10	6	0.61	6.61	
▶ 4x400	5	Koepke, Mihalinec, Puc, Moore		3:50.00	1/22/10	12	1.25	13.25	
▶ TJ	1	Nkeiruka DOMIKE	JR	12.75m	41-10	2/19/10	20	5.28	25.28
▶ SP	3	Heather MINSSEN	JR	14.99m	49-2¼	1/22/10	16	2.96	18.96
▶ SP	26	Lianne MCNAUGHTON	SO	13.37m	43-10½	2/19/10	0.15	0.00	0.15
▶ PENT	4	Shannon MOORE	SR	3,630		1/29/10	14	1.67	15.67

Team Total 114.65

5



Adams State

unch

Rocky Mountain Athletic Conference

Event	Scrd As	Athlete	Yr	Mark	Date	Pl. Pts.	Bonus	TOTAL	
▶ 60m	11	Indira SPENCE	SO	7.56	1/29/10	4	0.58	4.58	
▶ 200m	3	Indira SPENCE	SO	24.25	2/5/10	16	1.92	17.92	
▶ 800m	3	Vanessa ROY	SR	2:09.81	2/12/10	16	2.19	18.19	
▶ 800m	9	Sofia MONROE	SR	2:11.86	2/5/10	6	0.89	6.89	
▶ 800m	17	Alicia NELSON	FR	2:14.10	2/5/10	0.7	0.13	0.83	
▶ Mile	2	Alicia NELSON	FR	4:48.06	2/12/10	18	2.09	20.09	
▶ Mile	12	Cassie MITCHELL	SO	4:55.50	2/12/10	3	0.46	3.46	
▶ Mile	15	Vanessa ROY	SR	4:56.98	1/29/10	0.9	0.24	1.14	
▶ Mile	21	Janette CARY	SR	4:58.58	2/12/10	0.4	0.11	0.51	
▶ 5000	25	Kristen MCGLYNN	FR	17:21.60	2/12/10	0.2	0.00	0.20	
▶ H60m	2	Indira SPENCE	SO	8.27	2/12/10	18	3.36	21.36	
▶ 4x400	13	Grasmick, Nelson, Spence, Monroe		3:53.09	2/12/10	2	0.43	2.43	
▶ DMR	8	Monroe, Adams, Roy, McGlynn		11:52.04	2/5/10	7	1.05	8.05	
▶ PV	17	Annelise PRADAL	JR	3.55m	11-7½	2/5/10	0.7	0.00	0.70
▶ LJ	17	Amanda DOYLE	SR	5.63m	18-5½	12/5/09	0.7	0.06	0.76
▶ LJ	20	Renee HARRIS	SR	5.62m	18-5¼	12/5/09	0.45	0.03	0.48
▶ PENT	11	Amanda DOYLE	SR	3,524		2/5/10	4	0.77	4.77
▶ PENT	22	Renee HARRIS	SR	3,201		2/5/10	0.35	0.00	0.35

Team Total 112.71



2010 Indoor, Week #4

Only those who score >0.01 pts are shown

WOMEN

6



Seattle Pacific

Great Northwest Athletic Conference

▲ 2

Event	Scrd As	Athlete	Yr	Mark	Date	Pl. Pts.	Bonus	TOTAL	
▶ 60m	18	Latasha ESSIEN	SR	7.67	2/20/10	0.6	0.00	0.60	
▶ 800m	2	Jessica PIXLER	SR	2:08.28	2/20/10	18	3.32	21.32	
▶ 800m	12	Jane LARSON	SR	2:12.81	2/12/10	3	0.44	3.44	
▶ 800m	13	Lisa ANDERBERG	SR	2:13.06	2/12/10	2	0.37	2.37	
▶ Mile	1	Jessica PIXLER	SR	4:32.88	2/12/10	20	6.39	26.39	
▶ Mile	3	Jane LARSON	SR	4:48.75	2/12/10	16	1.90	17.90	
▶ Mile	26	Kate HARLINE	SR	5:00.11	2/12/10	0.15	0.00	0.15	
▶ DMR	2	Anderberg, Larson, Pixler, Sims		11:33.13	1/16/10	18	4.23	22.23	
▶ HJ	18	Brittany AANSTAD	JR	1.67m	5-5½	1/29/10	0.6	0.10	0.70
▶ HJ	30	Katy GROSS	FR	1.65m	5-5	2/14/10	0.02	0.00	0.02
▶ HJ	30	Ali WORTHEN	SO	1.65m	5-5	2/14/10	0.02	0.00	0.02
▶ PV	11	Melissa PEASLEE	JR	3.66m	12-0	2/20/10	4	0.22	4.22
▶ PV	21	Terra SCHUMACHER	JR	3.51m	11-6¾	2/20/10	0.4	0.00	0.40
▶ TJ	19	Amanda ALVAREZ	FR	11.68m	38-4	1/29/10	0.5	0.00	0.50
▶ PENT	18	Brittany AANSTAD	JR	3,307		1/29/10	0.6	0.00	0.60

Team Total 100.87

7



Saint Augustine's

Central Intercollegiate Athletic Association

▼ 1

Event	Scrd As	Athlete	Yr	Mark	Date	Pl. Pts.	Bonus	TOTAL	
▶ 60m	1	Barbara PIERRE	SR	7.18	1/29/10	20	4.44	24.44	
▶ 200m	1	Barbara PIERRE	SR	23.88	2/19/10	20	3.27	23.27	
▶ 200m	7	Angelique SMITH	SO	24.47	2/13/10	8	1.14	9.14	
▶ 400m	8	Angelique SMITH	SO	56.20	1/22/10	7	1.17	8.17	
▶ 400m	21	KYRA MOBLEY	SR	57.30	2/13/10	0.4	0.08	0.48	
▶ H60m	27	Lavernia CAMERON	FR	8.95	2/13/10	0.1	0.00	0.10	
▶ 4x400	2	Pierre, Johns, Mobley, Smith		3:44.51	2/19/10	18	3.25	21.25	
▶ HJ	13	Andrea POWELL	SO	1.68m	5-6	2/13/10	2	0.25	2.25
▶ LJ	26	Keisha PARRIS	FR	5.58m	18-3¾	1/22/10	0.15	0.00	0.15
▶ TJ	10	Kirsten FIELDS	JR	11.92m	39-1¼	1/29/10	5	0.50	5.50
▶ TJ	13	Keisha PARRIS	FR	11.90m	39-¾	2/19/10	2	0.41	2.41

Team Total 97.16

8



Shippensburg

Pennsylvania State Athletic Conference

▲ 4

Event	Scrd As	Athlete	Yr	Mark	Date	Pl. Pts.	Bonus	TOTAL	
▶ 400m	14	Erica HESS	JR	56.86	2/20/10	1	0.34	1.34	
▶ 800m	15	Amanda RADABAUGH	SO	2:13.99	2/20/10	0.9	0.16	1.06	
▶ 800m	19	Mary DELL	SR	2:14.42	1/29/10	0.5	0.06	0.56	
▶ Mile	4	Neely SPENCE	SO	4:48.94	2/20/10	14	1.85	15.85	
▶ Mile	5	Mary DELL	SR	4:53.06	2/20/10	12	0.89	12.89	
▶ Mile	24	Abigail HUBER	JR	4:59.79	2/12/10	0.25	0.00	0.25	
▶ 5000	1	Neely SPENCE	SO	16:13.01	2/5/10	20	4.27	24.27	
▶ 5000	12	Mary DELL	SR	17:04.01	2/5/10	3	0.49	3.49	
▶ 4x400	11	Hess, Henzy, Craven, Hare		3:52.88	2/5/10	4	0.48	4.48	
▶ DMR	1	Dell, Hare, Huber, Spence		11:25.16	1/29/10	20	5.62	25.62	
▶ HJ	13	Rebekah NEWHART	SO	1.68m	5-6	2/20/10	2	0.25	2.25
▶ PV	25	Megan BRESKI	FR	3.45m	11-3¾	2/5/10	0.2	0.00	0.20
▶ WT	29	Stephanie HARRISON	JR	15.88m	52-1¼	1/23/10	0.05	0.00	0.05

Team Total 92.31

9



Central Missouri

Mid-America Intercollegiate Athletics Association

▼ 2

Event	Scrd As	Athlete	Yr	Mark	Date	Pl. Pts.	Bonus	TOTAL	
▶ H60m	9	Lindsay LETTOW	SO	8.70	2/19/10	6	0.61	6.61	
▶ H60m	12	Angela SELBY	JR	8.77	2/19/10	3	0.29	3.29	
▶ 4x400	8	Simons, Lettow, Kunkel, Chapot		3:52.24	2/11/10	7	0.65	7.65	
▶ HJ	2	Jenna SCHMIDT	JR	1.76m	5-9¼	12/11/09	18	3.00	21.00
▶ HJ	18	Lindsay LETTOW	SO	1.67m	5-5½	12/11/09	0.6	0.10	0.70
▶ HJ	30	Erin ALEWINE	FR	1.65m	5-5	2/19/10	0.02	0.00	0.02
▶ LJ	26	Lindsay LETTOW	SO	5.58m	18-3¾	2/5/10	0.15	0.00	0.15
▶ TJ	25	Anne CARLSON	SR	11.53m	37-10	2/5/10	0.2	0.00	0.20
▶ TJ	26	Anne SCHOLL	FR	11.51m	37-9¾	2/12/10	0.15	0.00	0.15
▶ SP	5	Kayla MUYSKENS	JR	14.70m	48-2¾	2/5/10	12	2.02	14.02
▶ WT	16	Kayla MUYSKENS	JR	16.72m	54-10¾	2/19/10	0.8	0.02	0.82
▶ PENT	3	Lindsay LETTOW	SO	3,641		12/11/09	16	1.82	17.82
▶ PENT	8	Anne CARLSON	SR	3,594		12/11/09	7	1.24	8.24
▶ PENT	12	Jenna SCHMIDT	JR	3,450		12/11/09	3	0.43	3.43
▶ PENT	26	Angela SELBY	JR	3,150		12/11/09	0.15	0.00	0.15

Team Total 84.25



2010 Indoor, Week #4

Only those who score >0.01 pts are shown

WOMEN

10



Johnson C. Smith unch

Central Intercollegiate Athletic Association

Event	Scrd As	Athlete	Yr	Mark	Date	Pl. Pts.	Bonus	TOTAL
▶ 60m	9	Shermaine WILLIAMS	JR	7.55	2/13/10	6	0.66	6.66
▶ 60m	15	Rosemarie CARTY	SO	7.60	2/13/10	0.9	0.30	1.20
▶ 60m	23	Monique KELLY	SO	7.72	2/13/10	0.3	0.00	0.30
▶ 60m	26	Lakaevia TYLER	JR	7.74	2/13/10	0.15	0.00	0.15
▶ 200m	8	Shermaine WILLIAMS	JR	24.48	2/13/10	7	1.11	8.11
▶ 200m	24	Lakaevia TYLER	JR	25.17	2/13/10	0.25	0.00	0.25
▶ 200m	25	Rosemarie CARTY	SO	25.21	2/13/10	0.2	0.00	0.20
▶ 400m	27	Shermaine WILLIAMS	JR	57.46	1/23/10	0.1	0.00	0.10
▶ H60m	1	Shermaine WILLIAMS	JR	8.10	2/13/10	20	4.80	24.80
▶ H60m	3	Rosemarie CARTY	SO	8.36	2/13/10	16	2.62	18.62
▶ H60m	7	Nikki BOSTON	JR	8.64	2/19/10	8	0.92	8.92
▶ 4x400	7	Reid, Williams, Carty, Boston		3:50.36	2/19/10	8	1.16	9.16
▶ PENT	21	Nikki BOSTON	JR	3,232	1/29/10	0.4	0.00	0.40

Team Total 78.85

11



St. Cloud State unch

Northern Sun Intercollegiate Conference

Event	Scrd As	Athlete	Yr	Mark	Date	Pl. Pts.	Bonus	TOTAL
▶ H60m	20	Heather MILLER	SR	8.88	12/5/09	0.45	0.02	0.47
▶ 4x400	18	King, Eggebrecht, Luhmann, Miller		3:54.61	2/5/10	0.6	0.03	0.63
▶ HJ	7	Danielle LUHMANN	SO	1.70m 5-7	1/29/10	8	0.81	8.81
▶ HJ	30	Heather MILLER	SR	1.65m 5-5	1/15/10	0.02	0.00	0.02
▶ LJ	2	Heather MILLER	SR	6.00m 19-8½	2/14/10	18	3.01	21.01
▶ TJ	2	Heather MILLER	SR	12.42m 40-9	2/20/10	18	3.14	21.14
▶ SP	20	Rebecca KITZMAN	JR	13.57m 44-6½	1/29/10	0.45	0.00	0.45
▶ PENT	1	Heather MILLER	SR	3,910	2/14/10	20	5.36	25.36
▶ PENT	23	Kelsey KING	JR	3,196	1/15/10	0.3	0.00	0.30

Team Total 78.20

12



Abilene Christian ▼ 3

Lone Star Conference

Event	Scrd As	Athlete	Yr	Mark	Date	Pl. Pts.	Bonus	TOTAL
▶ 60m	6	Wanda HUTSON	SR	7.50	1/15/10	10	1.02	11.02
▶ 200m	13	Wanda HUTSON	SR	24.75	2/19/10	2	0.48	2.48
▶ Mile	20	Anais BELLEDANT	JR	4:58.24	2/19/10	0.45	0.14	0.59
▶ 4x400	26	Atkinson, Hutson, Smith, Nixon		3:58.38	1/22/10	0.15	0.00	0.15
▶ HJ	11	Jessica WITHROW	SR	1.69m 5-6½	2/5/10	4	0.51	4.51
▶ PV	2	Jessica BLAIR	SR	4.00m 13-1½	1/22/10	18	3.22	21.22
▶ PV	17	Elizabeth BUYSE	SR	3.55m 11-7¾	1/30/10	0.7	0.00	0.70
▶ TJ	7	Jessica BLAIR	SR	11.96m 39-3	1/22/10	8	0.68	8.68
▶ TJ	16	Destinee NIXON	JR	11.78m 38-7¾	2/5/10	0.8	0.02	0.82
▶ TJ	29	Amanda CLEMONS	SO	11.48m 37-8	2/19/10	0.05	0.00	0.05
▶ PENT	2	Jessica WITHROW	SR	3,653	2/5/10	18	1.98	19.98

Team Total 70.19

13



Missouri Southern unch

Mid-America Intercollegiate Athletics Association

Event	Scrd As	Athlete	Yr	Mark	Date	Pl. Pts.	Bonus	TOTAL
▶ Mile	19	Kimi SHANK	SR	4:57.70	1/29/10	0.5	0.18	0.68
▶ Mile	27	Courtney WALTBILLIG	SR	5:00.20	1/29/10	0.1	0.00	0.10
▶ Mile	28	Ashley BUNCH	SR	5:00.29	1/29/10	0.07	0.00	0.07
▶ 5000	4	Kimi SHANK	SR	16:47.34	2/12/10	14	1.57	15.57
▶ 5000	22	Ashley BUNCH	SR	17:17.07	2/12/10	0.35	0.09	0.44
▶ 5000	26	Courtney WALTBILLIG	SR	17:21.98	2/12/10	0.15	0.00	0.15
▶ DMR	7	Bunch, Prince, Riutta, Shank		11:51.66	2/19/10	8	1.11	9.11
▶ HJ	7	Lisa VENGELS	SO	1.70m 5-7	2/19/10	8	0.81	8.81
▶ HJ	18	Rachel OLINYK	SO	1.67m 5-5¾	2/12/10	0.6	0.10	0.70
▶ PV	7	Ciara LIPSEY	SR	3.85m 12-7½	2/5/10	8	1.50	9.50
▶ TJ	10	Channell LLOYD	SR	11.92m 39-1¼	2/5/10	5	0.50	5.50
▶ SP	11	Nicole GREEN	SO	14.07m 46-2	2/5/10	4	0.37	4.37
▶ SP	28	Erin STEFFENS	SR	13.29m 43-7¾	1/22/10	0.07	0.00	0.07
▶ WT	10	Emilie MIESELER	SR	17.45m 57-3	1/29/10	5	0.70	5.70
▶ WT	26	Cortney VIE	SR	16.15m 53-0	1/29/10	0.15	0.00	0.15

Team Total 60.91



2010 Indoor, Week #4

Only those who score >0.01 pts are shown

WOMEN

14



Minnesota State

unch

Northern Sun Intercollegiate Conference

Event	Scrd As	Athlete	Yr	Mark	Date	Pl. Pts.	Bonus	TOTAL	
▶ 60m	5	Brittany HENDERSON	SR	7.44	2/11/10	12	1.47	13.47	
▶ 60m	24	Becca SCHMIDT	FR	7.73	1/29/10	0.25	0.00	0.25	
▶ 60m	28	Linnelle CLARK	JR	7.75	12/5/09	0.07	0.00	0.07	
▶ 200m	6	Brittany HENDERSON	SR	24.44	2/20/10	10	1.25	11.25	
▶ 400m	10	Kelsey LEONARD	SR	56.46	2/20/10	5	0.75	5.75	
▶ 400m	29	Brittany HENDERSON	SR	57.49	1/29/10	0.05	0.00	0.05	
▶ 4x400	23	Henderson, Schmidt, Beukelman, Leonard		3:56.63	2/6/10	0.3	0.00	0.30	
▶ PV	1	Lauren STELTEN	JR	4.07m	13-4%	1/29/10	20	4.19	24.19
▶ PV	13	Whitney KROSCHER	SR	3.65m	11-11%	1/23/10	2	0.18	2.18
▶ PV	17	Lisa STOCKER	SO	3.55m	11-7%	2/12/10	0.7	0.00	0.70
▶ PENT	25	Andrea SELLERS	SR	3,176	2/14/10	0.2	0.00	0.20	

Team Total 58.40

15



Western Washington

▲ 7

Great Northwest Athletic Conference

Event	Scrd As	Athlete	Yr	Mark	Date	Pl. Pts.	Bonus	TOTAL	
▶ 200m	20	Ellie SILER	SO	25.03	2/20/10	0.45	0.16	0.61	
▶ 400m	17	Ellie SILER	SO	56.92	1/29/10	0.7	0.30	1.00	
▶ Mile	14	Courtney OLSEN	SR	4:56.85	2/14/10	1	0.25	1.25	
▶ Mile	18	Sarah PORTER	JR	4:57.69	1/29/10	0.6	0.18	0.78	
▶ 5000	3	Sarah PORTER	JR	16:47.07	2/20/10	16	1.59	17.59	
▶ 4x400	9	Siler, Howe, Brownell, O'Connell		3:52.50	2/12/10	6	0.58	6.58	
▶ DMR	3	Olsen, O'Connell, Johnson, Porter		11:47.17	1/29/10	16	1.85	17.85	
▶ PV	25	Amanda DIENNO	SR	3.45m	11-3%	2/14/10	0.2	0.00	0.20
▶ LJ	12	Emily WARMAN	SO	5.73m	18-9%	2/14/10	3	0.52	3.52
▶ TJ	18	Emily WARMAN	SO	11.76m	38-7	2/12/10	0.6	0.00	0.60

Team Total 49.99

16



Winona State

unch

Northern Sun Intercollegiate Conference

Event	Scrd As	Athlete	Yr	Mark	Date	Pl. Pts.	Bonus	TOTAL	
▶ 60m	18	Caitlin DHEIN	SO	7.67	2/19/10	0.6	0.00	0.60	
▶ 400m	10	Kelly SHAW	FR	56.46	2/5/10	5	0.75	5.75	
▶ 4x400	10	Braun, Milkent, Rynda, Shaw		3:52.72	2/11/10	5	0.53	5.53	
▶ PV	24	Alyssa MCCARTHY	SO	3.47m	11-4%	2/19/10	0.25	0.00	0.25
▶ SP	2	Rebecca STIER	JR	15.04m	49-4%	2/19/10	18	3.15	21.15
▶ SP	10	Mary THEISEN	FR	14.10m	46-3%	1/15/10	5	0.45	5.45
▶ SP	18	Shanai GUIDER	FR	13.62m	44-8%	2/19/10	0.6	0.00	0.60
▶ SP	23	Chelsey BROWN	SR	13.46m	44-2	12/5/09	0.3	0.00	0.30
▶ WT	7	Rebecca STIER	JR	17.95m	58-10%	12/5/09	8	1.51	9.51

Team Total 49.15

17



Queens (N.C.)

▼ 2

Conference Carolinas

Event	Scrd As	Athlete	Yr	Mark	Date	Pl. Pts.	Bonus	TOTAL
▶ Mile	6	Tanya ZEFERJAHN	SR	4:53.33	2/5/10	10	0.84	10.84
▶ 5000	2	Tanya ZEFERJAHN	SR	16:13.70	1/29/10	18	4.21	22.21
▶ 5000	6	Meagan NEDLO	SR	16:54.67	2/5/10	10	1.02	11.02

Team Total 44.07

18



Cal State LA

▼ 1

California Collegiate Athletic Association

Event	Scrd As	Athlete	Yr	Mark	Date	Pl. Pts.	Bonus	TOTAL	
▶ 200m	15	Moriah JUBREY	JR	24.95	2/19/10	0.9	0.25	1.15	
▶ 400m	25	Moriah JUBREY	JR	57.41	2/19/10	0.2	0.01	0.21	
▶ H60m	8	Jamilah ST. CYR	SR	8.67	2/5/10	7	0.77	7.77	
▶ H60m	28	Shianne SMITH	SR	8.96	1/29/10	0.07	0.00	0.07	
▶ 4x400	4	Manuel, Smith, Shoate, Jubrey		3:48.77	2/12/10	14	1.59	15.59	
▶ LJ	7	Shianne SMITH	SR	5.83m	19-1½	2/5/10	8	1.28	9.28
▶ SP	19	Jamilah ST. CYR	SR	13.59m	44-7	2/5/10	0.5	0.00	0.50
▶ PENT	9	Shianne SMITH	SR	3,584	1/29/10	6	1.15	7.15	
▶ PENT	14	Tuekeha HUNTLEY	SO	3,391	2/5/10	1	0.16	1.16	

Team Total 42.88



2010 Indoor, Week #4

Only those who score >0.01 pts are shown

WOMEN

19

Fort Hays State

Mid-America Intercollegiate Athletics Association

▼ **1**

Event	Scrd As	Athlete	Yr	Mark	Date	Pl. Pts.	Bonus	TOTAL	
▶ H60m	15	Kelsey MARTIN	JR	8.83	2/12/10	0.9	0.14	1.04	
▶ HJ	18	Morgan WITZEL	SO	1.67m	5-5"	1/23/10	0.6	0.10	0.70
▶ LJ	3	Kelsey MARTIN	JR	5.94m	19-6	1/23/10	16	2.34	18.34
▶ LJ	4	Darcie SCHMITZ	JR	5.89m	19-4	1/15/10	14	1.77	15.77
▶ LJ	17	Carissa HEIM	JR	5.63m	18-5"	2/12/10	0.7	0.06	0.76
▶ TJ	12	Darcie SCHMITZ	JR	11.91m	39-1	1/23/10	3	0.46	3.46
▶ PENT	15	Carissa HEIM	JR	3,344	1/29/10	0.9	0.00	0.90	
Team Total								40.97	

20

Findlay

Great Lakes Intercollegiate Athletic Conference

▼ **1**

Event	Scrd As	Athlete	Yr	Mark	Date	Pl. Pts.	Bonus	TOTAL	
▶ 800m	4	Stephanie CHARNIGO	SR	2:10.63	2/12/10	14	1.59	15.59	
▶ 800m	21	Lindsey SCHMITMEYER	JR	2:14.54	2/20/10	0.4	0.03	0.43	
▶ H60m	4	Raven CLAY	SO	8.43	2/5/10	14	2.06	16.06	
▶ 4x400	14	Charnigo, Schmitmeyer, Zimmermann, Anderson		3:53.17	2/20/10	1	0.41	1.41	
▶ WT	9	Randi DEPP	JR	17.52m	57-5"	2/5/10	6	0.81	6.81
▶ WT	24	Ashley JENNINGS	SR	16.30m	53-5"	2/20/10	0.25	0.00	0.25
Team Total								40.55	

21

UMass Lowell

Northeast-10 Conference

▼ **1**

Event	Scrd As	Athlete	Yr	Mark	Date	Pl. Pts.	Bonus	TOTAL	
▶ 800m	10	Haley CATARIUS	SR	2:11.91	2/5/10	5	0.87	5.87	
▶ H60m	23	Ashley ZIELINSKI	SO	8.90	2/18/10	0.3	0.00	0.30	
▶ H60m	29	Lauren RAIMONDI	JR	8.97	2/18/10	0.05	0.00	0.05	
▶ 4x400	6	Cunningham, Delgado, Catarius, Giaquinto		3:50.24	2/12/10	10	1.19	11.19	
▶ DMR	9	Catarius, Delgado, Walton, Clark		11:54.79	2/12/10	6	0.63	6.63	
▶ PV	30	Chrissy SILVAR	SO	3.41m	11-2"	2/18/10	0.02	0.00	0.02
▶ SP	4	Jacqui BARRETT	SR	14.77m	48-5"	2/5/10	14	2.20	16.20
Team Total								40.26	

22

Hillsdale

Great Lakes Intercollegiate Athletic Conference

▲ **9**

Event	Scrd As	Athlete	Yr	Mark	Date	Pl. Pts.	Bonus	TOTAL	
▶ 60m	24	Cathryn HUMPHRIES	FR	7.73	2/19/10	0.25	0.00	0.25	
▶ 200m	26	Cathryn HUMPHRIES	FR	25.24	2/19/10	0.15	0.00	0.15	
▶ 400m	19	Jazmin WILLIAMS	SR	57.23	2/12/10	0.5	0.12	0.62	
▶ 800m	11	Jennifer SHAFFER	SO	2:12.17	2/12/10	4	0.74	4.74	
▶ 4x400	19	Williams, Benjamin, Caldwell, Scheiwe		3:54.80	2/19/10	0.5	0.01	0.51	
▶ DMR	26	Brunko, Caywood, Shaffer, Cvengros		12:26.05	2/5/10	0.15	0.00	0.15	
▶ PV	8	Kayla CALDWELL	FR	3.81m	12-6	1/23/10	7	1.12	8.12
▶ PV	15	Chelsea WACKERNAGEL	JR	3.61m	11-10	1/23/10	0.9	0.00	0.90
▶ LJ	29	Circe CANSINO	JR	5.54m	18-2"	1/30/10	0.05	0.00	0.05
▶ WT	2	Kathy DIRKSEN	SO	18.37m	60-3"	2/19/10	18	2.40	20.40
▶ WT	15	Anna LEUTHEUSER	SR	16.75m	54-11"	12/4/09	0.9	0.04	0.94
Team Total								36.83	

23

Wayne State (Neb.)

Northern Sun Intercollegiate Conference

unch

Event	Scrd As	Athlete	Yr	Mark	Date	Pl. Pts.	Bonus	TOTAL	
▶ 400m	3	Christina KING	JR	55.81	2/5/10	16	1.87	17.87	
▶ 800m	26	Paige POLLARD	SO	2:15.07	2/5/10	0.15	0.00	0.15	
▶ HJ	7	Savannah WAKELEY	FR	1.70m	5-7	1/29/10	8	0.81	8.81
▶ WT	8	Casey BUSKIRK	JR	17.53m	57-6"	1/15/10	7	0.83	7.83
▶ PENT	16	Paige POLLARD	SO	3,320	2/14/10	0.8	0.00	0.80	
Team Total								35.46	

24

Southern Connecticut

Northeast-10 Conference

▼ **3**

Event	Scrd As	Athlete	Yr	Mark	Date	Pl. Pts.	Bonus	TOTAL	
▶ 800m	6	Danielle MOORE	SR	2:11.00	2/12/10	10	1.33	11.33	
▶ Mile	16	Laura BRUSTOLON	SR	4:57.24	2/18/10	0.8	0.22	1.02	
▶ 5000	17	Laura BRUSTOLON	SR	17:13.28	1/29/10	0.7	0.18	0.88	
▶ H60m	11	Letecia TAYLOR	SR	8.73	12/11/09	4	0.46	4.46	
▶ 4x400	20	Moore, Niemczyk, Barr, Hill		3:54.90	2/12/10	0.45	0.00	0.45	
▶ DMR	5	Griebel, Barr, Moore, Brustolon		11:50.17	2/5/10	12	1.36	13.36	
▶ LJ	28	Courtnei WALKER	JR	5.56m	18-3	2/10/10	0.07	0.00	0.07
▶ WT	18	Katherine REYNOLDS	SR	16.59m	54-5"	2/5/10	0.6	0.00	0.60
Team Total								32.17	



2010 Indoor, Week #4

Only those who score >0.01 pts are shown

WOMEN

25

Emporia State

Mid-America Intercollegiate Athletics Association

unch

Event	Scrd As	Athlete	Yr	Mark	Date	Pl. Pts.	Bonus	TOTAL	
▶ Mile	22	Katelyn MONA	SO	4:59.47	2/19/10	0.35	0.03	0.38	
▶ DMR	13	Davison, Jacobs, Baum, Mona		12:00.84	2/11/10	2	0.06	2.06	
▶ HJ	13	Jennifer ROBINSON	SR	1.68m	5-6	1/15/10	2	0.25	2.25
▶ LJ	6	Brooke KENT	SR	5.84m	19-2	2/11/10	10	1.35	11.35
▶ LJ	15	Jennifer ROBINSON	SR	5.66m	18-7	2/11/10	0.9	0.18	1.08
▶ LJ	17	Renaе WEAVER	JR	5.63m	18-5½	1/15/10	0.7	0.06	0.76
▶ TJ	5	Brooke KENT	SR	12.11m	39-8¾	1/15/10	12	1.33	13.33
▶ WT	19	Deja JACKSON	SO	16.58m	54-4¾	12/12/09	0.5	0.00	0.50
Team Total								31.73	

26

U. of Maryland

Northern Sun Intercollegiate Conference

▲ 7

Event	Scrd As	Athlete	Yr	Mark	Date	Pl. Pts.	Bonus	TOTAL	
▶ 200m	18	Kristen STEWART	JR	25.00	2/18/10	0.6	0.19	0.79	
▶ 200m	21	Nicketa COOMBS	SO	25.06	2/18/10	0.4	0.13	0.53	
▶ 400m	23	Nicketa COOMBS	SO	57.33	1/22/10	0.3	0.06	0.36	
▶ H60m	23	Brianna PERRY	SR	8.90	2/6/10	0.3	0.00	0.30	
▶ 4x400	17	Bischoff, DeVine, Stewart, Coombs		3:54.51	1/29/10	0.7	0.05	0.75	
▶ DMR	23	Agnew, Bischoff, DeVine, Wolf		12:20.46	1/22/10	0.3	0.00	0.30	
▶ HJ	18	Brianna PERRY	SR	1.67m	5-5¾	2/18/10	0.6	0.10	0.70
▶ PV	17	Miranda FEHILLY	JR	3.55m	11-7¾	2/12/10	0.7	0.00	0.70
▶ LJ	8	Melissa WALKER	FR	5.77m	18-11¾	2/12/10	7	0.82	7.82
▶ LJ	20	Brianna PERRY	SR	5.62m	18-5¾	2/6/10	0.45	0.03	0.48
▶ TJ	9	Samantha WILLIAMS	FR	11.94m	39-2¼	1/17/10	6	0.59	6.59
▶ TJ	17	Brianna PERRY	SR	11.77m	38-7¾	12/5/09	0.7	0.00	0.70
▶ TJ	23	Melissa WALKER	FR	11.59m	38-¾	2/12/10	0.3	0.00	0.30
▶ PENT	6	Brianna PERRY	SR	3,601	2/14/10	10	1.30	11.30	
Team Total								31.63	

27

Truman State

Mid-America Intercollegiate Athletics Association

▼ 1

Event	Scrd As	Athlete	Yr	Mark	Date	Pl. Pts.	Bonus	TOTAL	
▶ 5000	16	Dani DELL'ORCO	SO	17:12.44	2/5/10	0.8	0.20	1.00	
▶ DMR	24	Williams, Simpson, Ratermann, Dell'Orco		12:21.23	1/22/10	0.25	0.00	0.25	
▶ PV	3	Katrina BIERMANN	SR	3.97m	13-¾	1/22/10	16	2.81	18.81
▶ TJ	6	Katrina BIERMANN	SR	11.99m	39-4	2/5/10	10	0.81	10.81
▶ TJ	24	Jennifer ZWEIFEL	SO	11.55m	37-10¾	2/19/10	0.25	0.00	0.25
▶ SP	25	Tessa LETULI	SR	13.42m	44-¾	2/5/10	0.2	0.00	0.20
▶ WT	27	Tessa LETULI	SR	16.14m	52-11¾	12/11/09	0.1	0.00	0.10
Team Total								31.41	

28

Indiana (Pa.)

Pennsylvania State Athletic Conference

▼ 4

Event	Scrd As	Athlete	Yr	Mark	Date	Pl. Pts.	Bonus	TOTAL	
▶ 60m	8	Tamika TAYLOR	SO	7.54	1/22/10	7	0.73	7.73	
▶ LJ	5	Laurie AJAVON	FR	5.85m	19-2½	2/6/10	12	1.43	13.43
▶ LJ	9	Tamika TAYLOR	SO	5.76m	18-10¾	2/12/10	6	0.74	6.74
▶ LJ	13	Brianna LIEBOLD	JR	5.70m	18-8¾	2/6/10	2	0.33	2.33
▶ TJ	21	Brianna LIEBOLD	JR	11.63m	38-2	1/22/10	0.4	0.00	0.40
▶ TJ	22	Laurie AJAVON	FR	11.62m	38-1½	2/12/10	0.35	0.00	0.35
Team Total								30.99	

29

New Mexico Highlands

Rocky Mountain Athletic Conference

▼ 2

Event	Scrd As	Athlete	Yr	Mark	Date	Pl. Pts.	Bonus	TOTAL	
▶ H60m	13	Angella GRAHAM	JR	8.80	2/19/10	2	0.22	2.22	
▶ LJ	24	Angella GRAHAM	JR	5.60m	18-4¾	1/30/10	0.25	0.00	0.25
▶ LJ	29	Shanea ANDERSON	FR	5.54m	18-2¼	12/5/09	0.05	0.00	0.05
▶ TJ	4	Angella GRAHAM	JR	12.32m	40-5	1/30/10	14	2.49	16.49
▶ PENT	7	Angella GRAHAM	JR	3,598	2/5/10	8	1.28	9.28	
Team Total								28.29	

30

Saint Joseph's (Ind.)

Great Lakes Valley Conference

unch

Event	Scrd As	Athlete	Yr	Mark	Date	Pl. Pts.	Bonus	TOTAL	
▶ HJ	4	Melissa BUCHE	JR	1.72m	5-7¾	1/15/10	14	1.41	15.41
▶ SP	8	Alexis DEJEAN	JR	14.19m	46-6¾	2/12/10	7	0.68	7.68
▶ WT	12	Alexis DEJEAN	JR	17.17m	56-4	1/30/10	3	0.39	3.39
Team Total								26.48	



2010 Indoor, Week #4

Only those who score >0.01 pts are shown

WOMEN

31



Lewis

Great Lakes Valley Conference

▲ 4

Event	Scrd As	Athlete	Yr	Mark	Date	Pl. Pts.	Bonus	TOTAL	
▶ 800m	23	Julie JARRETT	SO	2:14.81	2/20/10	0.3	0.00	0.30	
▶ Mile	11	Kathryn HAGUE	JR	4:54.76	2/20/10	4	0.59	4.59	
▶ 5000	19	Kathryn HAGUE	JR	17:15.49	12/17/09	0.5	0.12	0.62	
▶ DMR	16	Jarrett, Ruff, Kustra, Hague		12:08.84	2/5/10	0.8	0.00	0.80	
▶ HJ	3	Samantha LINCK	JR	1.75m	5-8"	2/12/10	16	2.56	18.56
▶ LJ	14	Ashley BUTLER	SR	5.67m	18-7"	2/20/10	1	0.22	1.22
Team Total								26.09	

35



Slippery Rock

Pennsylvania State Athletic Conference

▲ 11

Event	Scrd As	Athlete	Yr	Mark	Date	Pl. Pts.	Bonus	TOTAL	
▶ 4x400	16	Tedesco, Snyder, Seigworth, Smith		3:53.27	2/20/10	0.8	0.38	1.18	
▶ DMR	29	Michaelian, Snyder, Hancox, Harpp		12:28.87	2/5/10	0.05	0.00	0.05	
▶ HJ	13	Whitney HENDERSHOT	JR	1.68m	5-6"	2/20/10	2	0.25	2.25
▶ PV	4	Jennifer HANSEN	SR	3.90m	12-9"	2/20/10	14	1.97	15.97
▶ PV	25	Kelly FISHER	SO	3.45m	11-3"	12/11/09	0.2	0.00	0.20
▶ PV	25	Sarah REPPERMUND	SR	3.45m	11-3"	2/20/10	0.2	0.00	0.20
Team Total								19.85	

32



Pittsburg State

Mid-America Intercollegiate Athletics Association

▼ 3

Event	Scrd As	Athlete	Yr	Mark	Date	Pl. Pts.	Bonus	TOTAL	
▶ 60m	9	Rosalyn NELSON	JR	7.55	2/5/10	6	0.66	6.66	
▶ HJ	11	Gretchen CLARK	JR	1.69m	5-6"	2/12/10	4	0.51	4.51
▶ PV	11	Michelle MITCHELL	JR	3.66m	12-0"	2/19/10	4	0.22	4.22
▶ TJ	28	Jalexis PETERSON	FR	11.50m	37-8"	2/19/10	0.07	0.00	0.07
▶ SP	7	Heidi SMITH	SO	14.30m	46-11"	1/29/10	8	0.97	8.97
Team Total								24.43	

36



Colorado State Pueblo

Rocky Mountain Athletic Conference

▼ 2

Event	Scrd As	Athlete	Yr	Mark	Date	Pl. Pts.	Bonus	TOTAL	
▶ 200m	23	Blair GILKES	SO	25.09	2/5/10	0.3	0.09	0.39	
▶ TJ	3	Shannon ELLIOTT	FR	12.33m	40-5"	12/5/09	16	2.56	18.56
Team Total								18.95	

33



New Haven

Northeast-10 Conference

▼ 1

Event	Scrd As	Athlete	Yr	Mark	Date	Pl. Pts.	Bonus	TOTAL	
▶ 60m	18	Shannon GAGNE	JR	7.67	2/12/10	0.6	0.00	0.60	
▶ 200m	4	Shannon GAGNE	JR	24.27	2/5/10	14	1.85	15.85	
▶ 400m	9	Shannon GAGNE	JR	56.26	2/5/10	6	1.06	7.06	
▶ LJ	23	Shannon GAGNE	JR	5.61m	18-5"	2/5/10	0.3	0.00	0.30
Team Total								23.81	

37



Northwest Missouri

Mid-America Intercollegiate Athletics Association

▲ 2

Event	Scrd As	Athlete	Yr	Mark	Date	Pl. Pts.	Bonus	TOTAL	
▶ 5000	18	Angela ADAMS	SO	17:15.07	2/5/10	0.6	0.13	0.73	
▶ HJ	29	Emily CHURCHMAN	SR	1.66m	5-5"	2/5/10	0.05	0.00	0.05
▶ HJ	30	Tierney NASHLEANAS	SR	1.65m	5-5"	2/5/10	0.02	0.00	0.02
▶ LJ	16	Emily CHURCHMAN	SR	5.65m	18-6"	12/11/09	0.8	0.14	0.94
▶ SP	30	Lekiesha MCKNIGHT	FR	13.16m	43-2"	12/11/09	0.02	0.00	0.02
▶ WT	14	Kate WALTER	JR	16.87m	55-4"	2/5/10	1	0.14	1.14
▶ PENT	5	Emily CHURCHMAN	SR	3,614		1/30/10	12	1.46	13.46
Team Total								16.37	

34



Augustana (S.D.)

Northern Sun Intercollegiate Conference

▼ 6

Event	Scrd As	Athlete	Yr	Mark	Date	Pl. Pts.	Bonus	TOTAL	
▶ 800m	7	Cecilie UDSTUEN	FR	2:11.11	2/11/10	8	1.25	9.25	
▶ Mile	17	Linn NILSSON	FR	4:57.46	2/11/10	0.7	0.20	0.90	
▶ DMR	6	Nilsson, Kokesh, Udstuen, Polgreen		11:50.46	2/11/10	10	1.31	11.31	
▶ LJ	24	Bobbi Jo BUYCK	SR	5.60m	18-4"	1/29/10	0.25	0.00	0.25
▶ PENT	30	Bobbi Jo BUYCK	SR	3,097		1/29/10	0.02	0.00	0.02
Team Total								21.73	



2010 Indoor, Week #4

Only those who score >0.01 pts are shown

WOMEN

38



Neb.-Kearney

unch

Rocky Mountain Athletic Conference

Event	Scrd As	Athlete	Yr	Mark	Date	Pl. Pts.	Bonus	TOTAL	
▶ Mile	30	Brooke HARRIS	SO	5:01.59	2/5/10	0.02	0.00	0.02	
▶ H60m	15	Jessie GOLDEN	JR	8.83	2/4/10	0.9	0.14	1.04	
▶ 4x400	25	Hamilton, Piper, Hauer, Pirog		3:58.30	2/5/10	0.2	0.00	0.20	
▶ HJ	18	Kristi BAUER	FR	1.67m	5-5½	1/23/10	0.6	0.10	0.70
▶ SP	6	Samantha MURPHY	SR	14.63m	48-0	2/5/10	10	1.84	11.84
▶ SP	22	Kiley PETERSON	SR	13.53m	44-4¾	2/12/10	0.35	0.00	0.35
▶ WT	17	Tracie CHANADY	SR	16.63m	54-6¾	12/11/09	0.7	0.00	0.70
▶ WT	30	Samantha MURPHY	SR	15.82m	51-11	2/12/10	0.02	0.00	0.02
▶ PENT	17	Jena ISAACSON	SO	3,312	2/4/10	0.7	0.00	0.70	

Team Total 15.57

39



Cal State Dominguez H

▲ 3

California Collegiate Athletic Association

Event	Scrd As	Athlete	Yr	Mark	Date	Pl. Pts.	Bonus	TOTAL
▶ 60m	22	MONIKKIA WHITE	FR	7.71	2/13/10	0.35	0.00	0.35
▶ 60m	26	Chanel PARKER	JR	7.74	2/5/10	0.15	0.00	0.15
▶ 400m	18	Nancy BLAKE	JR	56.95	1/29/10	0.6	0.28	0.88
▶ H60m	5	Chanel PARKER	JR	8.54	2/5/10	12	1.44	13.44
▶ 4x400	22	Parker, Baldwin, Blake, Tyler		3:55.76	2/13/10	0.35	0.00	0.35

Team Total 15.17

40



American International

▲ 1

Northeast-10 Conference

Event	Scrd As	Athlete	Yr	Mark	Date	Pl. Pts.	Bonus	TOTAL	
▶ HJ	18	Ashley AUPONT	FR	1.67m	5-5½	2/18/10	0.6	0.10	0.70
▶ TJ	30	Olivia THIBOU	SR	11.47m	37-7¾	2/12/10	0.02	0.00	0.02
▶ WT	5	Bidemi BALOGUN	SO	18.22m	59-9¾	2/12/10	12	2.04	14.04

Team Total 14.76

41



Ferris State

▼ 1

Great Lakes Intercollegiate Athletic Conference

Event	Scrd As	Athlete	Yr	Mark	Date	Pl. Pts.	Bonus	TOTAL
▶ Mile	29	Christina MUIR	JR	5:00.72	1/22/10	0.05	0.00	0.05
▶ 5000	5	Christina MUIR	JR	16:51.11	2/12/10	12	1.28	13.28
▶ 5000	30	Anna RUDD	FR	17:32.19	2/12/10	0.02	0.00	0.02
▶ DMR	14	Janutol, Kaufman, Osika, Muir		12:03.62	2/5/10	1	0.00	1.00

Team Total 14.35

42



Southern Indiana

▼ 5

Great Lakes Valley Conference

Event	Scrd As	Athlete	Yr	Mark	Date	Pl. Pts.	Bonus	TOTAL
▶ Mile	7	Mary BALLINGER	SR	4:53.53	1/29/10	8	0.80	8.80
▶ 5000	11	Mary BALLINGER	SR	17:03.26	2/12/10	4	0.52	4.52
▶ DMR	25	Beard, Williams, Bartelt, Ballinger		12:24.32	2/12/10	0.2	0.00	0.20

Team Total 13.53

43



Minn.-Duluth

unch

Northern Sun Intercollegiate Conference

Event	Scrd As	Athlete	Yr	Mark	Date	Pl. Pts.	Bonus	TOTAL	
▶ 5000	10	Morgan PLACE	SO	17:00.63	2/11/10	5	0.65	5.65	
▶ DMR	11	SanCartier, Demulling, Wardell, Place		11:55.33	2/11/10	4	0.57	4.57	
▶ SP	12	Elizabeth CRANE	JR	14.00m	45-11¼	2/5/10	3	0.25	3.25
▶ SP	30	Libby FANDRY	JR	13.16m	43-2¼	1/23/10	0.02	0.00	0.02

Team Total 13.49

44



Cal State Stanislaus

▼ 8

California Collegiate Athletic Association

Event	Scrd As	Athlete	Yr	Mark	Date	Pl. Pts.	Bonus	TOTAL	
▶ 800m	20	April MONTGOMERY	SR	2:14.44	2/14/10	0.45	0.05	0.50	
▶ PV	6	Annie BURLINGHAM	SR	3.86m	12-8	2/5/10	10	1.59	11.59
▶ PV	16	Alicia WAGNER	JR	3.60m	11-9¾	2/14/10	0.8	0.00	0.80

Team Total 12.90



2010 Indoor, Week #4

Only those who score >0.01 pts are shown

WOMEN

45



Northern State

unch

Northern Sun Intercollegiate Conference

Event	Scrd As	Athlete	Yr	Mark	Date	Pl. Pts.	Bonus	TOTAL	
▶ SP	17	Melodi BOKE	SO	13.64m	44-9	2/6/10	0.7	0.00	0.70
▶ SP	27	Amanda MADDEN	SR	13.35m	43-9%	1/30/10	0.1	0.00	0.10
▶ WT	6	Amanda MADDEN	SR	18.20m	59-8%	1/21/10	10	1.99	11.99
▶ PENT	27	Tanya VASSAR	JR	3,148		2/14/10	0.1	0.00	0.10
Team Total								12.89	

46



Bemidji State

▲ 1

Northern Sun Intercollegiate Conference

Event	Scrd As	Athlete	Yr	Mark	Date	Pl. Pts.	Bonus	TOTAL	
▶ 200m	16	Kristi BUERKLE	JR	24.96		2/18/10	0.8	0.24	1.04
▶ 400m	6	Kristi BUERKLE	JR	56.02		2/12/10	10	1.49	11.49
Team Total								12.53	

47



Western State

▼ 3

Rocky Mountain Athletic Conference

Event	Scrd As	Athlete	Yr	Mark	Date	Pl. Pts.	Bonus	TOTAL	
▶ 800m	29	Rachel WEBB	SO	2:15.82		2/12/10	0.05	0.00	0.05
▶ 5000	7	Lauren KLEPPIN	SO	16:55.12		2/12/10	8	0.98	8.98
▶ 5000	28	Sarah LYLE	SO	17:25.81		2/12/10	0.07	0.00	0.07
▶ DMR	12	Davis, Kielian, Webb, Lyle		11:58.83		2/12/10	3	0.19	3.19
Team Total								12.29	

48



Missouri S&T

▲ 3

Great Lakes Valley Conference

Event	Scrd As	Athlete	Yr	Mark	Date	Pl. Pts.	Bonus	TOTAL	
▶ HJ	6	Tamara MCCASKILL	SR	1.71m	5-7%	2/6/10	10	1.11	11.11
Team Total								11.11	

49



Colorado Mines

▼ 1

Rocky Mountain Athletic Conference

Event	Scrd As	Athlete	Yr	Mark	Date	Pl. Pts.	Bonus	TOTAL	
▶ 60m	15	Kiera BENSON	JR	7.60		12/5/09	0.9	0.30	1.20
▶ 200m	26	Kiera BENSON	JR	25.24		2/12/10	0.15	0.00	0.15
▶ 400m	21	Kristen RINEDOLLAR	JR	57.30		2/19/10	0.4	0.08	0.48
▶ Mile	23	Marie PATTON	SO	4:59.57		2/5/10	0.3	0.02	0.32
▶ 5000	8	Marie PATTON	SO	16:57.10		2/12/10	7	0.83	7.83
▶ DMR	18	Suppes, Rinedollar, Hurst, Patton		12:13.57		2/5/10	0.6	0.00	0.60
Team Total								10.58	

50



East Stroudsburg

unch

Pennsylvania State Athletic Conference

Event	Scrd As	Athlete	Yr	Mark	Date	Pl. Pts.	Bonus	TOTAL	
▶ 400m	24	Jasmine JOHNSON	JR	57.35		2/5/10	0.25	0.05	0.30
▶ H60m	29	Lauren VENTRELLA	FR	8.97		1/23/10	0.05	0.00	0.05
▶ 4x400	27	Ventrella, Johnson, Hollick, Carito		3:58.75		2/12/10	0.1	0.00	0.10
▶ HJ	7	Lynn MAYER	JR	1.70m	5-7	1/14/10	8	0.81	8.81
▶ HJ	18	Janelle SMITH	SR	1.67m	5-5%	2/7/10	0.6	0.10	0.70
▶ HJ	30	Trina CARITO	JR	1.65m	5-5	1/30/10	0.02	0.00	0.02
▶ HJ	30	Devyn EMERICH	SO	1.65m	5-5	1/30/10	0.02	0.00	0.02
▶ PENT	24	Trina CARITO	JR	3,183		1/14/10	0.25	0.00	0.25
Team Total								10.25	

51



Western Oregon

▼ 2

Great Northwest Athletic Conference

Event	Scrd As	Athlete	Yr	Mark	Date	Pl. Pts.	Bonus	TOTAL	
▶ 800m	8	Annan APPLEBEE	JR	2:11.53		1/29/10	7	1.05	8.05
▶ 800m	25	Janelle EVERETTS	SO	2:15.03		2/20/10	0.2	0.00	0.20
▶ TJ	15	Ashley POTTER	SO	11.85m	38-10%	2/20/10	0.9	0.19	1.09
Team Total								9.34	

52



Mesa State

unch

Rocky Mountain Athletic Conference


Event	Scrd As	Athlete	Yr	Mark	Date	Pl. Pts.	Bonus	TOTAL	
▶ Mile	9	Alexis SKARDA	SO	4:53.73		2/5/10	6	0.77	6.77
▶ DMR	30	Smith, Gieck, Ager, Skarda		12:32.74		2/12/10	0.02	0.00	0.02
Team Total								6.79	




2010 Indoor, Week #4

Only those who score >0.01 pts are shown


WOMEN

53  **UDC** ▲ 1
Independent (DII)


Event	Scrd As	Athlete	Yr	Mark	Date	Pl. Pts.	Bonus	TOTAL
▶ LI	9	Saleena GREEN	JR	5.76m 18-10%	1/30/10	6	0.74	6.74
Team Total								6.74

54  **Kutztown** ▼ 1
Pennsylvania State Athletic Conference


Event	Scrd As	Athlete	Yr	Mark	Date	Pl. Pts.	Bonus	TOTAL
▶ Mile	25	Keri BROWN	JR	4:59.81	2/5/10	0.2	0.00	0.20
▶ DMR	10	Grimm, Hunte, Schlecter, Brown		11:54.92	2/12/10	5	0.61	5.61
▶ SP	20	April DOYLE	FR	13.57m 44-6%	2/20/10	0.45	0.00	0.45
▶ WT	21	Ashley PINTER	JR	16.54m 54-3%	2/7/10	0.4	0.00	0.40
Team Total								6.67

55  **Virginia State** ▲ 1
Central Intercollegiate Athletic Association


Event	Scrd As	Athlete	Yr	Mark	Date	Pl. Pts.	Bonus	TOTAL
▶ 200m	14	Samantha EDWARDS	SO	24.92	2/13/10	1	0.29	1.29
▶ 400m	25	Faith BROCK	JR	57.41	2/13/10	0.2	0.01	0.21
▶ LI	11	Dominique KING	JR	5.74m 18-10	2/13/10	4	0.59	4.59
Team Total								6.09

56  **Northern Michigan** ▲ 2
Great Lakes Intercollegiate Athletic Conference


Event	Scrd As	Athlete	Yr	Mark	Date	Pl. Pts.	Bonus	TOTAL
▶ WT	11	Krista SQUIERS	SR	17.29m 56-8%	12/5/09	4	0.49	4.49
▶ PENT	29	Bailey FRANKLIN	SO	3,136	2/5/10	0.05	0.00	0.05
Team Total								4.54

57  **Tiffin** ▲ 8
Great Lakes Intercollegiate Athletic Conference


Event	Scrd As	Athlete	Yr	Mark	Date	Pl. Pts.	Bonus	TOTAL
▶ DMR	27	Miller, Rupert, Shaw, Reese		12:27.93	2/12/10	0.1	0.00	0.10
▶ HJ	13	Megan GILL	JR	1.68m 5-6	2/20/10	2	0.25	2.25
▶ SP	16	Ashley DEWITT	FR	13.74m 45-1	1/22/10	0.8	0.00	0.80
Team Total								3.15

58  **MSU Moorhead** ▼ 3
Northern Sun Intercollegiate Conference


Event	Scrd As	Athlete	Yr	Mark	Date	Pl. Pts.	Bonus	TOTAL
▶ Mile	13	Anna VANWECHEL	JR	4:55.70	2/11/10	2	0.43	2.43
▶ HJ	18	Kayla KAPSNER	FR	1.67m 5-5%	1/9/10	0.6	0.10	0.70
Team Total								3.13

59  **Northwood (Mich.)** ▲ 2
Great Lakes Intercollegiate Athletic Conference

Event	Scrd As	Athlete	Yr	Mark	Date	Pl. Pts.	Bonus	TOTAL
▶ WT	13	Kristin CAMERON	SO	17.08m 56-½	1/16/10	2	0.31	2.31
Team Total								2.31

60  **UC-Colorado Springs** ▼ 3
Rocky Mountain Athletic Conference

Event	Scrd As	Athlete	Yr	Mark	Date	Pl. Pts.	Bonus	TOTAL
▶ PV	13	Lauren GRAHAM	FR	3.65m 11-11%	1/22/10	2	0.18	2.18
Team Total								2.18

61  **Northwest Nazarene** ▲ 1
Great Northwest Athletic Conference

Event	Scrd As	Athlete	Yr	Mark	Date	Pl. Pts.	Bonus	TOTAL
▶ 800m	24	Jaclyn PUGA	JR	2:14.99	2/12/10	0.25	0.00	0.25
▶ 800m	27	Michelle PHILLIPS	SR	2:15.49	2/20/10	0.1	0.00	0.10
▶ 800m	30	Christine HARWOOD	FR	2:15.87	2/20/10	0.02	0.00	0.02
▶ DMR	22	Phillips, Decker, Harwood, Puga		12:18.50	2/5/10	0.35	0.00	0.35
▶ TJ	26	Laura VONARX	SR	11.51m 37-9%	12/4/09	0.15	0.00	0.15
▶ SP	14	Joy WARRINGTON	SO	13.95m 45-9%	2/20/10	1	0.18	1.18
Team Total								2.05

62  **Dallas Baptist** ▲ 1
Heartland Conference


Event	Scrd As	Athlete	Yr	Mark	Date	Pl. Pts.	Bonus	TOTAL
▶ 5000	21	Laura MUCHO	SR	17:17.01	2/12/10	0.4	0.09	0.49
▶ 5000	24	Hannah STEFFAN	SR	17:20.11	2/12/10	0.25	0.01	0.26
▶ DMR	15	Steffan, Ashford, Alford, Mucho		12:08.83	2/6/10	0.9	0.00	0.90
Team Total								1.65




2010 Indoor, Week #4

Only those who score >0.01 pts are shown


WOMEN

63  **Mansfield** ▲ 1
 Pennsylvania State Athletic Conference


Event	Scrd As	Athlete	Yr	Mark	Date	Pl. Pts.	Bonus	TOTAL
▶ 5000	15	Brenae EDWARDS	JR	17:10.93	12/11/09	0.9	0.23	1.13
▶ DMR	19	Cummings, Ferguson, Coons, Edwards		12:16.93	2/5/10	0.5	0.00	0.50
Team Total								1.63

64  **Bowie State** ▼ 5
 Central Intercollegiate Athletic Association


Event	Scrd As	Athlete	Yr	Mark	Date	Pl. Pts.	Bonus	TOTAL
▶ 200m	30	John'nae ALLEN-DAVIS	FR	25.27	2/19/10	0.02	0.00	0.02
▶ H60m	23	Nicole ROBINSON	JR	8.90	2/19/10	0.3	0.00	0.30
▶ 4x400	15	Davis, Butler, Patton, Palmer		3:53.19	1/29/10	0.9	0.40	1.30
Team Total								1.62

65  **Ala.-Huntsville** ▲ 14
 Gulf South Conference


Event	Scrd As	Athlete	Yr	Mark	Date	Pl. Pts.	Bonus	TOTAL
▶ 60m	29	Latrice JOHNSON	SO	7.76	2/19/10	0.05	0.00	0.05
▶ 400m	30	Rebecca HILT	JR	57.51	2/19/10	0.02	0.00	0.02
▶ 5000	23	Jeniffer CHERONO	JR	17:18.78	2/19/10	0.3	0.04	0.34
▶ 4x400	21	Sparks, Hilt, Lopez-Rogina, Nagle		3:55.59	2/19/10	0.4	0.00	0.40
Team Total								0.81

66  **California (Pa.)** unch
 Pennsylvania State Athletic Conference


Event	Scrd As	Athlete	Yr	Mark	Date	Pl. Pts.	Bonus	TOTAL
▶ 800m	18	Clare MCSWEENEY	SR	2:14.18	2/12/10	0.6	0.11	0.71
▶ 4x400	29	Love, Estep, Snedden, McSweeney		3:59.93	2/20/10	0.05	0.00	0.05
Team Total								0.76

67  **Edinboro** unch
 Pennsylvania State Athletic Conference


Event	Scrd As	Athlete	Yr	Mark	Date	Pl. Pts.	Bonus	TOTAL
▶ H60m	18	Stephanie SMIGIERA	FR	8.86	2/5/10	0.6	0.07	0.67
Team Total								0.67

68  **West Texas A&M** ▲ 8
 Lone Star Conference


Event	Scrd As	Athlete	Yr	Mark	Date	Pl. Pts.	Bonus	TOTAL
▶ H60m	20	Bailee SKEEN	FR	8.88	2/20/10	0.45	0.02	0.47
▶ 4x400	30	Snider, Shelton, Newsome, Tarrant		4:00.18	2/20/10	0.02	0.00	0.02
Team Total								0.49

69  **Adelphi** ▼ 1
 Northeast-10 Conference


Event	Scrd As	Athlete	Yr	Mark	Date	Pl. Pts.	Bonus	TOTAL
▶ 800m	28	Danielle LYONS	JR	2:15.72	2/5/10	0.07	0.00	0.07
▶ DMR	21	Maniguet, Martinez, Moore, Lyons		12:18.36	2/5/10	0.4	0.00	0.40
Team Total								0.47

70  **Stonehill** ▲ 2
 Northeast-10 Conference

Event	Scrd As	Athlete	Yr	Mark	Date	Pl. Pts.	Bonus	TOTAL
▶ DMR	20	Alves, Carrier, Pinkham, Carmone		12:17.16	2/5/10	0.45	0.00	0.45
Team Total								0.45

71  **Wheeling Jesuit** ▲ 6
 West Virginia Intercollegiate Athletic Conference

Event	Scrd As	Athlete	Yr	Mark	Date	Pl. Pts.	Bonus	TOTAL
▶ WT	20	Megan PRATT	JR	16.55m 54-3%	2/20/10	0.45	0.00	0.45
Team Total								0.45

72  **Saginaw Valley State** ▲ 2
 Great Lakes Intercollegiate Athletic Conference


Event	Scrd As	Athlete	Yr	Mark	Date	Pl. Pts.	Bonus	TOTAL
▶ HJ	30	Tiffany NORTON	SO	1.65m 5-5	2/19/10	0.02	0.00	0.02
▶ PV	22	Elizabeth WILFORD	SO	3.50m 11-5%	1/15/10	0.35	0.00	0.35
Team Total								0.37




2010 Indoor, Week #4

Only those who score >0.01 pts are shown


WOMEN

73  **Concordia St. Paul** ▲ 1
Northern Sun Intercollegiate Conference


Event	Scrd As	Athlete	Yr	Mark	Date	Pl. Pts.	Bonus	TOTAL	
▶ PV	22	Jayne WYSS	SR	3.50m	11-5%	2/6/10	0.35	0.00	0.35
Team Total								0.35	

78  **Seton Hill** ▲ 3
West Virginia Intercollegiate Athletic Conference


Event	Scrd As	Athlete	Yr	Mark	Date	Pl. Pts.	Bonus	TOTAL	
▶ PV	25	Amanda PONSONBY	SO	3.45m	11-3%	2/20/10	0.2	0.00	0.20
Team Total								0.20	

74  **Lock Haven** ▼ 1
Pennsylvania State Athletic Conference


Event	Scrd As	Athlete	Yr	Mark	Date	Pl. Pts.	Bonus	TOTAL	
▶ WT	22	Vanita MOSES	SO	16.51m	54-2	1/29/10	0.35	0.00	0.35
Team Total								0.35	

79  **Southwest Baptist** ▼ 8
Mid-America Intercollegiate Athletics Association


Event	Scrd As	Athlete	Yr	Mark	Date	Pl. Pts.	Bonus	TOTAL	
▶ 200m	28	Jenny BLAIR	SR	25.25		2/11/10	0.07	0.00	0.07
▶ 400m	28	Jenny BLAIR	SR	57.48		2/11/10	0.07	0.00	0.07
Team Total								0.14	

75  **Indianapolis** ▼ 5
Great Lakes Valley Conference


Event	Scrd As	Athlete	Yr	Mark	Date	Pl. Pts.	Bonus	TOTAL	
▶ 4x400	24	Martin, McGregor, Miller, Allen		3:57.44		2/12/10	0.25	0.00	0.25
▶ WT	28	Courtney KUZMICZ	SR	16.12m	52-10%	12/12/09	0.07	0.00	0.07
Team Total								0.32	

80  **Winston-Salem State** ▲ 1
Mid-Eastern Athletic Conference


Event	Scrd As	Athlete	Yr	Mark	Date	Pl. Pts.	Bonus	TOTAL	
▶ 4x400	28	Harrison, Lamons, Lawson, Peaks		3:59.40		2/12/10	0.07	0.00	0.07
▶ HJ	30	Jessica PEAKS	SR	1.65m	5-5	2/19/10	0.02	0.00	0.02
Team Total								0.09	

76  **San Francisco State** ▼ 7
California Collegiate Athletic Association

Event	Scrd As	Athlete	Yr	Mark	Date	Pl. Pts.	Bonus	TOTAL	
▶ 200m	29	Alicia CHAMBERS	SO	25.26		1/23/10	0.05	0.00	0.05
▶ SP	29	Luisa MUSIKA	SO	13.25m	43-5%	2/14/10	0.05	0.00	0.05
▶ WT	25	Luisa MUSIKA	SO	16.19m	53-1½	1/23/10	0.2	0.00	0.20
Team Total								0.30	

81  **Bellarmino** ▲ 3
Great Lakes Valley Conference

Event	Scrd As	Athlete	Yr	Mark	Date	Pl. Pts.	Bonus	TOTAL	
▶ DMR	28	Martin, Culberston, Love, Boyce		12:28.49		2/6/10	0.07	0.00	0.07
Team Total								0.07	

77  **Chadron State** ▼ 1
Rocky Mountain Athletic Conference

Event	Scrd As	Athlete	Yr	Mark	Date	Pl. Pts.	Bonus	TOTAL	
▶ SP	24	Alyssa NORTON	FR	13.45m	44-1½	2/4/10	0.25	0.00	0.25
Team Total								0.25	

82 **King College** ▲ 5
Independent (DII)

Event	Scrd As	Athlete	Yr	Mark	Date	Pl. Pts.	Bonus	TOTAL	
▶ 400m	30	Amanda DAVIS	SR	57.51		2/20/10	0.02	0.00	0.02
Team Total								0.02	



2010 Indoor, Week #4

Only those who score >0.01 pts are shown

WOMEN

83



Lake Superior State ▼ 2

Great Lakes Intercollegiate Athletic Conference

Event	Scrd	As	Athlete	Yr	Mark	Date	Pl. Pts.	Bonus	TOTAL
HJ	30		Katie WINIARSKI	SO	1.65m 5-5	1/29/10	0.02	0.00	0.02

Team Total									0.02
-------------------	--	--	--	--	--	--	--	--	-------------