




2010 Indoor, Week #6

Only those who score >0.01 pts are shown

MEN

1




Adams State

Rocky Mountain Athletic Conference

unch

Event	Scrd As	Athlete	Yr	Mark	Date	Pl. Pts.	Bonus	TOTAL	
▶ 800m	2	Andrew GRAHAM	SO	1:51.14	2/12/10	18	2.84	20.84	
▶ Mile	1	Aaron BRAUN	SR	4:01.44	2/5/10	20	3.81	23.81	
▶ Mile	2	Ryan MCNIFF	SR	4:01.59	2/5/10	18	3.72	21.72	
▶ Mile	4	Anthony GAUTHIER	JR	4:04.07	2/12/10	14	2.20	16.20	
▶ Mile	5	Reuben MWEI	SR	4:04.52	2/5/10	12	1.93	13.93	
▶ Mile	6	Brian MEDIGOVICH	SR	4:04.69	2/5/10	10	1.83	11.83	
▶ Mile	7	Keegan CALMES	FR	4:06.84	2/12/10	8	0.92	8.92	
▶ 5000	1	Aaron BRAUN	SR	13:43.22	2/12/10	20	5.16	25.16	
▶ 5000	2	Reuben MWEI	SR	13:51.37	2/12/10	18	3.73	21.73	
▶ 5000	3	Brian MEDIGOVICH	SR	13:51.88	2/12/10	16	3.65	19.65	
▶ 5000	4	Luke CRAGG	SR	14:04.73	2/12/10	14	1.83	15.83	
▶ 5000	5	Ryan MCNIFF	SR	14:07.40	2/12/10	12	1.60	13.60	
▶ 5000	7	Florian THEOPHILE	SR	14:17.17	2/12/10	8	0.78	8.78	
▶ DMR	3	Calmes, Soucy, Graham, Gauthier		9:51.79	2/5/10	16	2.55	18.55	
▶ HJ	6	Dyson MORTENSEN	FR	2.11m	6-11	12/5/09	10	0.72	10.72
▶ LJ	3	James DOUGLAS	SR	7.57m	24-10	12/5/09	16	3.21	19.21
Team Total								270.48	

2




Saint Augustine's

Central Intercollegiate Athletic Association

unch

Event	Scrd As	Athlete	Yr	Mark	Date	Pl. Pts.	Bonus	TOTAL	
▶ 60m	3	Ramon GITTENS	JR	6.77	1/8/10	16	2.13	18.13	
▶ 200m	1	Josh SCOTT	JR	21.30	1/29/10	20	3.60	23.60	
▶ 200m	7	Antonio ABNEY	JR	21.55	2/13/10	8	1.13	9.13	
▶ 400m	1	Josh SCOTT	JR	47.38	2/19/10	20	3.67	23.67	
▶ 400m	2	Antonio ABNEY	JR	47.52	1/29/10	18	3.10	21.10	
▶ 800m	8	George SMITH	JR	1:52.46	1/22/10	7	0.92	7.92	
▶ H60m	5	Jason BOYD	SO	8.00	1/29/10	12	2.01	14.01	
▶ 4x400	1	Abney, Scott, Boone, Boyd		3:10.44	2/19/10	20	5.03	25.03	
▶ HJ	10	Christopher COPELAND	SO	2.10m	6-10½	2/13/10	5	0.38	5.38
▶ LJ	7	Orolando DUFFUS	JR	7.39m	24-3	2/13/10	8	1.11	9.11
▶ LJ	9	Brandon QUARLES	SR	7.32m	24-¾	1/22/10	6	0.53	6.53
▶ TJ	2	Brandon QUARLES	SR	15.84m	51-11½	1/29/10	18	3.52	21.52
▶ TJ	6	Orolando DUFFUS	JR	15.44m	50-8	1/29/10	10	1.29	11.29
▶ TJ	9	Jamal CUMBERBATCH	SR	15.10m	49-6½	2/19/10	6	0.00	6.00
Team Total								202.43	

3




Ashland

Great Lakes Intercollegiate Athletic Conference

unch

Event	Scrd As	Athlete	Yr	Mark	Date	Pl. Pts.	Bonus	TOTAL	
▶ 400m	11	Cory LAMAR	FR	48.29	2/26/10	4	0.62	4.62	
▶ 4x400	7	Lamar, Dunson, Granger, Horn		3:15.31	2/26/10	8	0.86	8.86	
▶ SP	1	Kurt ROBERTS	JR	19.62m	64-4½	2/12/10	20	9.57	29.57
▶ SP	11	Blaine MAAG	SR	17.07m	56-0	12/11/09	4	0.00	4.00
▶ WT	5	Mike JEFFERY	JR	20.52m	67-4	2/12/10	12	2.17	14.17
▶ WT	7	Ryan LOUGHNEY	SO	19.81m	65-0	2/26/10	8	0.74	8.74
▶ WT	8	Richard QUICK	FR	19.64m	64-5½	2/12/10	7	0.40	7.40
▶ WT	12	Cory MEULEMAN	SO	19.05m	62-6	2/26/10	3	0.00	3.00
▶ HEPT	2	Carsten KROHN	SO	5,203		2/12/10	18	4.96	22.96
Team Total								103.31	

4




Abilene Christian

Lone Star Conference

▲ 2

Event	Scrd As	Athlete	Yr	Mark	Date	Pl. Pts.	Bonus	TOTAL	
▶ 60m	7	Desmond JACKSON	JR	6.81	1/30/10	8	1.16	9.16	
▶ 200m	6	Desmond JACKSON	JR	21.52	1/29/10	10	1.43	11.43	
▶ Mile	12	Amos SANG	JR	4:08.71	1/22/10	3	0.37	3.37	
▶ 5000	8	Amos SANG	JR	14:18.08	2/5/10	7	0.71	7.71	
▶ H60m	2	Andrew MCDOWELL	SR	7.95	2/5/10	18	2.98	20.98	
▶ PV	7	Landon EHLERS	SR	4.96m	16-3¾	2/20/10	8	0.59	8.59
▶ LJ	13	Ramon SPARKS	JR	7.28m	23-10¾	1/30/10	2	0.19	2.19
▶ TJ	1	Ramon SPARKS	JR	16.15m	53-0	1/30/10	20	5.95	25.95
▶ HEPT	10	James HARDIN	SR	4,846		2/5/10	5	0.00	5.00
Team Total								94.38	

5



Central Missouri

Mid-America Intercollegiate Athletics Association

▼ 1


Event	Scrd As	Athlete	Yr	Mark	Date	Pl. Pts.	Bonus	TOTAL	
▶ 4x400	3	Walker, Cooper, Vogel, Roper		3:13.41	2/11/10	16	2.46	18.46	
▶ SP	6	Drew FRIZZELL	JR	17.67m	57-11¾	2/26/10	10	0.79	10.79
▶ WT	3	Drew FRIZZELL	JR	20.82m	68-3¾	2/6/10	16	3.17	19.17
▶ HEPT	3	Darius WALKER	SO	5,104		1/30/10	16	2.81	18.81
▶ HEPT	7	Brent VOGEL	SO	4,987		12/11/09	8	0.98	8.98
▶ HEPT	8	Shawn BOSS	SO	4,948		12/11/09	7	0.55	7.55
▶ HEPT	9	Alex LOHMAN	JR	4,890		1/30/10	6	0.00	6.00
Team Total								89.75	




2010 Indoor, Week #6

Only those who score >0.01 pts are shown


MEN

6  **Pittsburg State** ▼ 1
Mid-America Intercollegiate Athletics Association


Event	Scrd As	Athlete	Yr	Mark	Date	Pl. Pts.	Bonus	TOTAL	
H60m	1	Jeremy JACKSON	SR	7.91	2/19/10	20	3.77	23.77	
DMR	7	Testa, Johnson, Ward, Hassaballa		9:55.81	2/19/10	8	1.29	9.29	
TJ	3	Kiara JONES	JR	15.83m	51-11½	2/26/10	16	3.45	19.45
SP	4	Brian ALLEN	SR	17.98m	59-0	1/22/10	14	1.56	15.56
WT	4	Brian ALLEN	SR	20.57m	67-6	2/26/10	14	2.27	16.27
Team Total								84.33	

9  **Tiffin** ▲ 2
Great Lakes Intercollegiate Athletic Conference


Event	Scrd As	Athlete	Yr	Mark	Date	Pl. Pts.	Bonus	TOTAL
200m	7	Anthony THOMAS	SR	21.55	2/26/10	8	1.13	9.13
400m	7	Justin WARE	JR	48.06	2/26/10	8	1.07	9.07
H60m	8	Ramone BRANT	SR	8.07	2/26/10	7	0.77	7.77
4x400	2	Keene, Thomas, Ware, Colvin		3:12.09	2/26/10	18	3.59	21.59
HEPT	6	Dan SNYDER	SR	4,988	2/26/10	10	0.99	10.99
Team Total								58.55

7  **Lincoln (Mo.)** ▲ 1
Heartland Conference


Event	Scrd As	Athlete	Yr	Mark	Date	Pl. Pts.	Bonus	TOTAL	
60m	1	Kimour BRUCE	JR	6.72	2/12/10	20	3.36	23.36	
60m	6	Gavin TERRELONGE	SO	6.79	2/12/10	10	1.65	11.65	
60m	12	Ravel GREY	FR	6.83	2/27/10	3	0.68	3.68	
200m	11	Gavin TERRELONGE	SO	21.66	2/12/10	4	0.52	4.52	
400m	6	Steve BANTON	FR	47.95	2/12/10	10	1.39	11.39	
4x400	9	Celestin, Banton, Anderson, Smith		3:15.49	2/12/10	6	0.76	6.76	
LJ	4	Gerald BASCOE	JR	7.43m	24-4½	1/15/10	14	1.44	15.44
TJ	15	Gerald BASCOE	JR	14.80m	48-6¾	2/19/10	0.9	0.00	0.90
Team Total								77.70	

10  **UMass Lowell** ▲ 8
Northeast-10 Conference


Event	Scrd As	Athlete	Yr	Mark	Date	Pl. Pts.	Bonus	TOTAL
200m	9	Evan WHITE	FR	21.63	1/29/10	6	0.67	6.67
400m	5	Donte BROWN	JR	47.94	1/29/10	12	1.43	13.43
Mile	10	Angus MACDONALD	JR	4:07.92	1/29/10	5	0.60	5.60
4x400	4	Brown, Wundt, Bennett, Liekweg		3:13.69	2/12/10	14	2.22	16.22
DMR	6	Guerin, Wundt, Wang, MacDonald		9:53.97	2/26/10	10	1.86	11.86
Team Total								53.78

8  **Emporia State** ▼ 1
Mid-America Intercollegiate Athletics Association

Event	Scrd As	Athlete	Yr	Mark	Date	Pl. Pts.	Bonus	TOTAL	
60m	3	Derwin HALL	SO	6.77	1/22/10	16	2.13	18.13	
60m	12	Josh SCHULER	JR	6.83	2/26/10	3	0.68	3.68	
200m	3	Josh SCHULER	JR	21.35	2/5/10	16	3.10	19.10	
HJ	6	Briar PLOUDE	FR	2.11m	6-11	1/15/10	10	0.72	10.72
TJ	4	Josh HONEYCUTT	JR	15.80m	51-10	2/26/10	14	3.21	17.21
TJ	12	Matt KOELLING	SR	14.96m	49-1	1/15/10	3	0.00	3.00
Team Total								71.85	

11  **East Stroudsburg** ▼ 2
Pennsylvania State Athletic Conference

Event	Scrd As	Athlete	Yr	Mark	Date	Pl. Pts.	Bonus	TOTAL	
200m	2	Chris REDDICK	SR	21.34	2/27/10	18	3.20	21.20	
400m	11	Negus GRAHAM	JR	48.29	2/27/10	4	0.62	4.62	
H60m	10	Russell SMITH	SR	8.10	2/12/10	5	0.48	5.48	
TJ	7	Drew MILLER	SR	15.28m	50-1¾	2/27/10	8	0.65	8.65
WT	6	Paul WAGNER	SR	20.21m	66-3¾	2/27/10	10	1.55	11.55
Team Total								51.49	

12  **Minnesota State** ▼ 2
Northern Sun Intercollegiate Conference


Event	Scrd As	Athlete	Yr	Mark	Date	Pl. Pts.	Bonus	TOTAL	
800m	4	Denise MOKAYA	SR	1:51.51	2/11/10	14	2.30	16.30	
DMR	5	Stoltman, Lance, Anenson, Mokaya		9:52.35	1/29/10	12	2.37	14.37	
PV	2	Dan NOVAK	SO	5.08m	16-8	2/26/10	18	2.74	20.74
Team Total								51.41	




2010 Indoor, Week #6

Only those who score >0.01 pts are shown


MEN

13  **Colorado Mines** ▲ 4
Rocky Mountain Athletic Conference


Event	Scrd As	Athlete	Yr	Mark	Date	Pl. Pts.	Bonus	TOTAL	
▶ Mile	3	Mack MCLAIN	SO	4:03.10	2/12/10	16	2.79	18.79	
▶ 5000	11	Ben ZYWICKI	JR	14:24.38	2/12/10	4	0.19	4.19	
▶ 5000	12	Aaron SWIFT	JR	14:24.46	2/12/10	3	0.19	3.19	
▶ DMR	2	Zywicki, Hanley, Drummond, McLain		9:49.14	2/26/10	18	3.39	21.39	
▶ SP	12	Nick ZEHRING	SR	16.97m	55-8½	2/26/10	3	0.00	3.00
Team Total								50.55	

14  **Saginaw Valley State** ▲ 5
Great Lakes Intercollegiate Athletic Conference


Event	Scrd As	Athlete	Yr	Mark	Date	Pl. Pts.	Bonus	TOTAL
▶ 800m	1	Tony FILIPEK	SR	1:50.57	2/26/10	20	3.69	23.69
▶ 800m	3	Charlie RICHARDS	SR	1:51.49	2/26/10	16	2.33	18.33
▶ DMR	8	Richards, Body, Filipek, Stone		9:56.16	2/26/10	7	1.18	8.18
Team Total								50.19

15  **Bowie State** ▲ 6
Central Intercollegiate Athletic Association


Event	Scrd As	Athlete	Yr	Mark	Date	Pl. Pts.	Bonus	TOTAL	
▶ HJ	6	Aaron JOHNSON	SR	2.11m	6-11	1/9/10	10	0.72	10.72
▶ LJ	2	William BAILEY	FR	7.59m	24-11	2/19/10	18	3.54	21.54
▶ LJ	8	Sean JOHNSON	SR	7.33m	24-¾	2/13/10	7	0.61	7.61
▶ TJ	10	Sean JOHNSON	SR	15.06m	49-5	2/13/10	5	0.00	5.00
▶ TJ	12	Artavious WILLIAMS	SO	14.96m	49-1	1/16/10	3	0.00	3.00
Team Total								47.86	

16  **Hillsdale** ▼ 1
Great Lakes Intercollegiate Athletic Conference


Event	Scrd As	Athlete	Yr	Mark	Date	Pl. Pts.	Bonus	TOTAL	
▶ WT	1	Jason STOMPS	SR	21.39m	70-2¼	2/5/10	20	5.40	25.40
▶ WT	2	Aaron FALK	SR	21.07m	69-1½	2/26/10	18	4.15	22.15
Team Total								47.55	

17  **American International** ▼ 3
Northeast-10 Conference


Event	Scrd As	Athlete	Yr	Mark	Date	Pl. Pts.	Bonus	TOTAL	
▶ 5000	6	Glarius ROP	FR	14:08.83	12/5/09	10	1.48	11.48	
▶ 4x400	6	Barnett, Jean, Smith, Wildman		3:13.89	2/26/10	10	2.05	12.05	
▶ HJ	2	Noel JAMES	FR	2.17m	7-1½	2/18/10	18	4.14	22.14
Team Total								45.68	

18  **Findlay** ▲ 2
Great Lakes Intercollegiate Athletic Conference

Event	Scrd As	Athlete	Yr	Mark	Date	Pl. Pts.	Bonus	TOTAL	
▶ 400m	2	Curtis SMITHEY	SO	47.52	2/26/10	18	3.10	21.10	
▶ 4x400	5	Schaible, Johnson, Bernard, Smithey		3:13.72	2/26/10	12	2.20	14.20	
▶ SP	10	Derrick VICARS	SO	17.46m	57-3½	2/20/10	5	0.26	5.26
▶ WT	11	Nathaniel KURTZ	JR	19.13m	62-9¾	2/12/10	4	0.00	4.00
Team Total								44.56	

19  **Grand Valley State** ▼ 6
Great Lakes Intercollegiate Athletic Conference

Event	Scrd As	Athlete	Yr	Mark	Date	Pl. Pts.	Bonus	TOTAL	
▶ HJ	5	Nate MILLER	SR	2.13m	6-11½	2/26/10	12	1.45	13.45
▶ PV	7	Matt GORDENEER	SR	4.96m	16-3¾	2/26/10	8	0.59	8.59
▶ PV	7	Quinton DENNIS	JR	4.96m	16-3¾	2/26/10	8	0.59	8.59
▶ SP	8	Donny STIFFLER	FR	17.53m	57-6¾	2/19/10	7	0.44	7.44
▶ SP	9	Matt ARMSTRONG	SO	17.52m	57-5¾	2/5/10	6	0.41	6.41
Team Total								44.48	

20  **Neb.-Kearney** ▲ 3
Rocky Mountain Athletic Conference


Event	Scrd As	Athlete	Yr	Mark	Date	Pl. Pts.	Bonus	TOTAL	
▶ LJ	5	Spencer HUFF	SR	7.41m	24-3¾	2/26/10	12	1.27	13.27
▶ TJ	8	Marty MOLINA	SO	15.27m	50-1¼	2/12/10	7	0.61	7.61
▶ SP	3	Dane TOBEY	SR	18.17m	59-7½	1/30/10	16	2.47	18.47
▶ WT	10	Rich MOURER	SR	19.41m	63-8¾	2/19/10	5	0.00	5.00
Team Total								44.35	




2010 Indoor, Week #6

Only those who score >0.01 pts are shown


MEN

21  **Indiana (Pa.)** ▼ **9**
 Pennsylvania State Athletic Conference


Event	Scrd As	Athlete	Yr	Mark	Date	Pl. Pts.	Bonus	TOTAL	
▶ 400m	8	Kevin RAYMOND	SO	48.12	2/27/10	7	0.95	7.95	
▶ HJ	6	Leander TONEY	JR	2.11m	6-11	2/17/10	10	0.72	10.72
▶ LJ	1	Nafee HARRIS	JR	7.71m	25-3½	2/6/10	20	5.50	25.50
Team Total								44.17	

22  **Stonehill** ▲ **2**
 Northeast-10 Conference


Event	Scrd As	Athlete	Yr	Mark	Date	Pl. Pts.	Bonus	TOTAL	
▶ H60m	3	Corey THOMAS	FR	7.98	2/26/10	16	2.40	18.40	
▶ HJ	1	Corey THOMAS	FR	2.19m	7-2¼	2/26/10	20	5.49	25.49
Team Total								43.89	

23  **Missouri S&T** ▼ **1**
 Great Lakes Valley Conference


Event	Scrd As	Athlete	Yr	Mark	Date	Pl. Pts.	Bonus	TOTAL	
▶ 800m	12	Bryan KLUGE	JR	1:52.88	2/5/10	3	0.51	3.51	
▶ H60m	11	Terry ROBINSON	JR	8.11	2/11/10	4	0.39	4.39	
▶ PV	3	Dan HELLWIG	JR	5.07m	16-7½	2/11/10	16	2.50	18.50
▶ PV	5	Jared ANDERS	SR	5.05m	16-6¼	1/29/10	12	2.03	14.03
Team Total								40.43	

24  **Western Washington** ▲ **1**
 Great Northwest Athletic Conference


Event	Scrd As	Athlete	Yr	Mark	Date	Pl. Pts.	Bonus	TOTAL	
▶ Mile	8	Anthony TOMSICH	SR	4:07.46	2/12/10	7	0.74	7.74	
▶ 5000	9	Jordan WELLING	JR	14:21.03	2/12/10	6	0.47	6.47	
▶ PV	1	Ryan BROWN	JR	5.22m	17-1½	1/29/10	20	6.05	26.05
Team Total								40.26	

25  **Metro State** ▼ **9**
 Rocky Mountain Athletic Conference


Event	Scrd As	Athlete	Yr	Mark	Date	Pl. Pts.	Bonus	TOTAL
▶ 800m	5	Shawn LINDBOM	JR	1:51.57	2/5/10	12	2.21	14.21
▶ DMR	1	Newland, Luna, Arnold III, Bogatay		9:48.11	2/26/10	20	3.71	23.71
Team Total								37.93

26  **Missouri Southern** ▲ **2**
 Mid-America Intercollegiate Athletics Association


Event	Scrd As	Athlete	Yr	Mark	Date	Pl. Pts.	Bonus	TOTAL	
▶ 200m	12	Jordan PATTON	SR	21.68	2/26/10	3	0.42	3.42	
▶ Mile	11	Brennan BENKERT	SR	4:08.52	2/26/10	4	0.42	4.42	
▶ DMR	4	Dixon, Wright, Nummela, Benkert		9:51.92	2/12/10	14	2.50	16.50	
▶ HJ	10	Chris BROWN	JR	2.10m	6-10¾	1/29/10	5	0.38	5.38
Team Total								29.73	

27  **Chadron State** unch
 Rocky Mountain Athletic Conference


Event	Scrd As	Athlete	Yr	Mark	Date	Pl. Pts.	Bonus	TOTAL	
▶ LJ	5	Lanar NEWMAN	SO	7.41m	24-3¼	12/12/09	12	1.27	13.27
▶ SP	5	Cody HUNT	SO	17.83m	58-6	2/26/10	12	1.18	13.18
▶ HEPT	12	Lanar NEWMAN	SO	4,824		2/4/10	3	0.00	3.00
Team Total								29.46	

28  **Johnson C. Smith** ▲ **2**
 Central Intercollegiate Athletic Association

Event	Scrd As	Athlete	Yr	Mark	Date	Pl. Pts.	Bonus	TOTAL
▶ 400m	4	Leford GREEN	JR	47.62	2/19/10	14	2.70	16.70
▶ H60m	11	Andre COLLINS	SO	8.11	1/23/10	4	0.39	4.39
▶ 4x400	8	Harkness, Callum, Berry, Green		3:15.35	2/19/10	7	0.83	7.83
Team Total								28.92

29  **Northwest Missouri** unch
 Mid-America Intercollegiate Athletics Association

Event	Scrd As	Athlete	Yr	Mark	Date	Pl. Pts.	Bonus	TOTAL	
▶ H60m	8	Tyler SHAW	SO	8.07	2/19/10	7	0.77	7.77	
▶ SP	2	Ben MCKIM	SR	18.21m	59-9	2/26/10	18	2.66	20.66
Team Total								28.43	

30  **Kentucky State** ▲ **2**
 Southern Intercollegiate Athletic Conference


Event	Scrd As	Athlete	Yr	Mark	Date	Pl. Pts.	Bonus	TOTAL
▶ 60m	5	Jamaree GORDON	JR	6.78	12/4/09	12	1.89	13.89
▶ 200m	5	Jamaree GORDON	JR	21.51	2/5/10	12	1.52	13.52
Team Total								27.41




2010 Indoor, Week #6

Only those who score >0.01 pts are shown


MEN

31  **Bemidji State** ▲ 3
Northern Sun Intercollegiate Conference


Event	Scrd As	Athlete	Yr	Mark	Date	Pl. Pts.	Bonus	TOTAL
▶ HEPT	1	Zac PREBLE	SR	5,245	2/26/10	20	5.87	25.87
Team Total								25.87

36  **Northwood (Mich.)** ▼ 1
Great Lakes Intercollegiate Athletic Conference


Event	Scrd As	Athlete	Yr	Mark	Date	Pl. Pts.	Bonus	TOTAL
▶ 60m	2	Will FULTON	SR	6.76	2/19/10	18	2.38	20.38
Team Total								20.38

32  **Southern Connecticut** ▼ 6
Northeast-10 Conference


Event	Scrd As	Athlete	Yr	Mark	Date	Pl. Pts.	Bonus	TOTAL
▶ 800m	9	Selasi LUMAX	SO	1:52.55	2/26/10	6	0.79	6.79
▶ PV	5	Ryan WHITEHEAD	SR	5.05m	2/10/10	12	2.03	14.03
▶ TJ	11	Diwani AUGUSTINE	SR	15.04m	2/18/10	4	0.00	4.00
Team Total								24.82

37  **Saint Paul's** ▲ 1
Central Intercollegiate Athletic Association


Event	Scrd As	Athlete	Yr	Mark	Date	Pl. Pts.	Bonus	TOTAL
▶ HJ	3	Maurice HALL	JR	2.15m	2/13/10	16	2.80	18.80
Team Total								18.80

33  **Slippery Rock** ▲ 3
Pennsylvania State Athletic Conference


Event	Scrd As	Athlete	Yr	Mark	Date	Pl. Pts.	Bonus	TOTAL
▶ 800m	7	Phil RECTOR	SR	1:52.28	2/12/10	8	1.18	9.18
▶ HEPT	5	Brady WERT	SR	5,016	2/27/10	12	1.30	13.30
Team Total								22.48

38  **Southwest Baptist** ▲ 1
Mid-America Intercollegiate Athletics Association


Event	Scrd As	Athlete	Yr	Mark	Date	Pl. Pts.	Bonus	TOTAL
▶ 200m	4	Frank GRANT JR	SR	21.40	2/26/10	14	2.61	16.61
Team Total								16.61

34  **Kutztown** ▲ 3
Pennsylvania State Athletic Conference


Event	Scrd As	Athlete	Yr	Mark	Date	Pl. Pts.	Bonus	TOTAL
▶ HJ	10	Sean GENTRY	FR	2.10m	2/27/10	5	0.38	5.38
▶ PV	4	William HODGES	SR	5.06m	2/27/10	14	2.27	16.27
Team Total								21.64

39  **California (Pa.)** ▲ 1
Pennsylvania State Athletic Conference

Event	Scrd As	Athlete	Yr	Mark	Date	Pl. Pts.	Bonus	TOTAL
▶ H60m	4	Brice MYERS	JR	7.99	2/20/10	14	2.21	16.21
Team Total								16.21

35  **Shippensburg** ▼ 4
Pennsylvania State Athletic Conference

Event	Scrd As	Athlete	Yr	Mark	Date	Pl. Pts.	Bonus	TOTAL
▶ 800m	11	Edward BUCK	SO	1:52.76	2/20/10	4	0.60	4.60
▶ HEPT	4	Don GRAYBILL	SR	5,092	2/27/10	14	2.55	16.55
Team Total								21.15

40  **UC-Colorado Springs** ▲ 1
Rocky Mountain Athletic Conference


Event	Scrd As	Athlete	Yr	Mark	Date	Pl. Pts.	Bonus	TOTAL
▶ HJ	4	Steven GOMEZ	SO	2.14m	2/26/10	14	2.12	16.12
Team Total								16.12



2010 Indoor, Week #6

Only those who score >0.01 pts are shown


MEN

41  **Adelphi** ▲ 2
Northeast-10 Conference


Event	Scrd As	Athlete	Yr	Mark	Date	Pl. Pts.	Bonus	TOTAL
▶ 60m	7	Kevin DURANT	SR	6.81	2/5/10	8	1.16	9.16
▶ 400m	10	Mychael FABIO	SO	48.27	1/22/10	5	0.66	5.66
Team Total								14.82

42  **Mars Hill** ▲ 2
South Atlantic Conference


Event	Scrd As	Athlete	Yr	Mark	Date	Pl. Pts.	Bonus	TOTAL
▶ H60m	5	Frankie WATERS	JR	8.00	12/5/09	12	2.01	14.01
Team Total								14.01

43  **Lake Superior State** ▲ 2
Great Lakes Intercollegiate Athletic Conference


Event	Scrd As	Athlete	Yr	Mark	Date	Pl. Pts.	Bonus	TOTAL
▶ TJ	5	Jonathon ALLEN	JR	15.45m	2/26/10	12	1.33	13.33
Team Total								13.33

44  **Queens (N.C.)** ▲ 2
Conference Carolinas


Event	Scrd As	Athlete	Yr	Mark	Date	Pl. Pts.	Bonus	TOTAL
▶ 800m	10	Nelson MWANGI	SR	1:52.56	2/26/10	5	0.78	5.78
▶ Mile	9	Simon STUETZEL	JR	4:07.68	2/26/10	6	0.67	6.67
Team Total								12.45

45  **Western State** ▼ 3
Rocky Mountain Athletic Conference


Event	Scrd As	Athlete	Yr	Mark	Date	Pl. Pts.	Bonus	TOTAL
▶ 5000	10	Iain DONNAN	SR	14:24.06	2/12/10	5	0.22	5.22
▶ DMR	9	Rasmussen, Crook, Swarr, Ahonen		9:56.23	2/5/10	6	1.16	7.16
Team Total								12.37

46  **Seton Hill** ▼ 13
West Virginia Intercollegiate Athletic Conference


Event	Scrd As	Athlete	Yr	Mark	Date	Pl. Pts.	Bonus	TOTAL
▶ 800m	6	Josh WILKS	JR	1:51.82	2/26/10	10	1.85	11.85
Team Total								11.85

47  **Virginia Union** ▲ 4
Central Intercollegiate Athletic Association


Event	Scrd As	Athlete	Yr	Mark	Date	Pl. Pts.	Bonus	TOTAL
▶ H60m	7	Melvin EDISON	SR	8.01	2/13/10	8	1.82	9.82
Team Total								9.82

48  **Lewis** ▲ 1
Great Lakes Valley Conference

Event	Scrd As	Athlete	Yr	Mark	Date	Pl. Pts.	Bonus	TOTAL
▶ SP	7	Scott BARNAS	SR	17.62m	2/20/10	8	0.66	8.66
Team Total								8.66

49  **Ferris State** ▲ 4
Great Lakes Intercollegiate Athletic Conference

Event	Scrd As	Athlete	Yr	Mark	Date	Pl. Pts.	Bonus	TOTAL
▶ PV	7	Greg BURNS	SR	4.96m	2/26/10	8	0.59	8.59
Team Total								8.59

50  **Ala.-Huntsville** ▲ 10
Gulf South Conference


Event	Scrd As	Athlete	Yr	Mark	Date	Pl. Pts.	Bonus	TOTAL
▶ 60m	9	Richard WILSON	SO	6.82	2/19/10	6	0.92	6.92
Team Total								6.92




2010 Indoor, Week #6

Only those who score >0.01 pts are shown


MEN

51  **Augustana (S.D.)** ▲ 4
Northern Sun Intercollegiate Conference


Event	Scrd As	Athlete	Yr	Mark	Date	Pl. Pts.	Bonus	TOTAL
▶ 60m	9	Diego OQUENDO	FR	6.82	2/26/10	6	0.92	6.92
Team Total								6.92

56  **West Chester** ▲ 2
Pennsylvania State Athletic Conference


Event	Scrd As	Athlete	Yr	Mark	Date	Pl. Pts.	Bonus	TOTAL
▶ LJ	9	Leighon JOHNSON	SR	7.32m 24-¾	2/27/10	6	0.53	6.53
Team Total								6.53

52  **Lock Haven** ▼ 3
Pennsylvania State Athletic Conference


Event	Scrd As	Athlete	Yr	Mark	Date	Pl. Pts.	Bonus	TOTAL
▶ 60m	9	Greg MOCK	SR	6.82	2/27/10	6	0.92	6.92
Team Total								6.92

57  **MSU Moorhead** ▼ 9
Northern Sun Intercollegiate Conference


Event	Scrd As	Athlete	Yr	Mark	Date	Pl. Pts.	Bonus	TOTAL
▶ WT	9	Anthony ENYI	JR	19.52m 64-¾	1/17/10	6	0.15	6.15
Team Total								6.15

53  **St. Thomas Aquinas** ▲ 5
East Coast Conference


Event	Scrd As	Athlete	Yr	Mark	Date	Pl. Pts.	Bonus	TOTAL
▶ 400m	9	Chris MUNIZ	SR	48.25	2/12/10	6	0.70	6.70
Team Total								6.70

58  **Texas A&M-Kingsville** ▲ 1
Lone Star Conference


Event	Scrd As	Athlete	Yr	Mark	Date	Pl. Pts.	Bonus	TOTAL
▶ LJ	12	CJ GRIGGS	FR	7.29m 23-11	2/12/10	3	0.28	3.28
▶ TJ	14	CJ GRIGGS	FR	14.85m 48-8¾	2/6/10	1	0.00	1.00
Team Total								4.28

54  **St. Cloud State** ▼ 4
Northern Sun Intercollegiate Conference

Event	Scrd As	Athlete	Yr	Mark	Date	Pl. Pts.	Bonus	TOTAL
▶ 200m	9	Gabe UDIA	SR	21.63	2/26/10	6	0.67	6.67
Team Total								6.67

59  **Concordia St. Paul** ▼ 3
Northern Sun Intercollegiate Conference

Event	Scrd As	Athlete	Yr	Mark	Date	Pl. Pts.	Bonus	TOTAL
▶ HEPT	11	John PIMENTAL	SR	4,829	2/26/10	4	0.00	4.00
Team Total								4.00

55  **Northern State** ▼ 3
Northern Sun Intercollegiate Conference

Event	Scrd As	Athlete	Yr	Mark	Date	Pl. Pts.	Bonus	TOTAL
▶ LJ	9	Calvin MCGRUDER	JR	7.32m 24-¾	2/6/10	6	0.53	6.53
Team Total								6.53



2010 Indoor, Week #6

Only those who score >0.01 pts are shown

WOMEN

1



Lincoln (Mo.)

Heartland Conference

unch

Event	Scrd As	Athlete	Yr	Mark	Date	Pl. Pts.	Bonus	TOTAL	
▶ 60m	2	Semoy HACKETT	SO	7.31	2/19/10	18	3.63	21.63	
▶ 60m	3	Shanna Kay WRIGHT	JR	7.36	2/19/10	16	2.79	18.79	
▶ 60m	4	Janika MARTELL	SR	7.38	2/12/10	14	2.45	16.45	
▶ 60m	9	Jhanel BROWN	SR	7.57	2/19/10	6	0.45	6.45	
▶ 60m	10	Marcia WOOLERY	SR	7.59	2/12/10	5	0.29	5.29	
▶ 60m	12	Tia ROLLE	FR	7.60	2/5/10	3	0.21	3.21	
▶ 200m	3	Semoy HACKETT	SO	24.01	1/29/10	16	3.72	19.72	
▶ 200m	5	Nyoka COLE	SO	24.37	2/12/10	12	1.36	13.36	
▶ 200m	9	Janika MARTELL	SR	24.49	1/29/10	6	0.90	6.90	
▶ 200m	10	Marcia WOOLERY	SR	24.66	2/12/10	5	0.25	5.25	
▶ 200m	12	Tia ROLLE	FR	24.74	2/12/10	3	0.00	3.00	
▶ 400m	3	Nyoka COLE	SO	55.34	2/12/10	16	2.82	18.82	
▶ 400m	5	Yanique HAYE	FR	55.59	2/12/10	12	2.00	14.00	
▶ 400m	10	Michelle CUMBERBATCH	FR	56.16	2/12/10	5	0.57	5.57	
▶ 4x400	1	Cumberbatch, Haye, Cole, Jones		3:43.36	1/29/10	20	5.06	25.06	
▶ LJ	1	Racquel ANDERSON	SR	6.11m	20-½	2/5/10	20	5.47	25.47
▶ TJ	10	Okine CODLYN	SR	11.96m	39-3	2/5/10	5	0.00	5.00
▶ TJ	16	Racquel ANDERSON	SR	11.89m	39-¼	2/12/10	0.8	0.00	0.80
▶ PENT	13	Okine CODLYN	SR	3,428		2/19/10	2	0.00	2.00

Team Total 216.76

2



Grand Valley State

Great Lakes Intercollegiate Athletic Conference

unch

Event	Scrd As	Athlete	Yr	Mark	Date	Pl. Pts.	Bonus	TOTAL	
▶ 400m	7	Kayla VALLAR	JR	55.88	1/29/10	8	1.05	9.05	
▶ 800m	4	Chanelle CALDWELL	SO	2:10.86	2/12/10	14	1.93	15.93	
▶ 800m	9	Lauren BERGSTROM	SR	2:11.89	2/26/10	6	0.76	6.76	
▶ Mile	5	Monica KINNEY	SO	4:53.64	2/12/10	12	0.84	12.84	
▶ Mile	7	Karie MCDONALD	SO	4:54.60	2/12/10	8	0.64	8.64	
▶ 5000	11	Megan MACERATINI	JR	16:57.69	2/12/10	4	0.39	4.39	
▶ H60m	5	Candice WHEAT	SR	8.51	2/26/10	12	1.35	13.35	
▶ 4x400	3	Caldwell, Vallar, Fonseca, Hull		3:45.66	2/12/10	16	3.44	19.44	
▶ DMR	4	Kinney, Kolin, Caldwell, McDonald		11:45.77	2/26/10	14	1.85	15.85	
▶ HJ	5	Maegan DOYEN	SR	1.72m	5-7½	1/15/10	12	1.29	13.29
▶ PV	4	Jocelyn KUKSA	SO	3.90m	12-9½	2/26/10	14	1.80	15.80
▶ PV	9	Christi KETTLEHUT	SR	3.75m	12-3½	2/26/10	6	0.00	6.00
▶ PV	12	Emily MCKERCHIE	SO	3.70m	12-1½	2/19/10	3	0.00	3.00
▶ SP	9	Lauren BURESH	SO	14.14m	46-4¾	12/17/09	6	0.26	6.26
▶ WT	1	Liz MURPHY	FR	19.10m	62-8	2/26/10	20	5.81	25.81

Team Total 176.40

3



Adams State

Rocky Mountain Athletic Conference

unch

Event	Scrd As	Athlete	Yr	Mark	Date	Pl. Pts.	Bonus	TOTAL	
▶ 200m	2	Indira SPENCE	SO	23.96	2/26/10	18	4.11	22.11	
▶ 800m	2	Vanessa ROY	SR	2:09.81	2/12/10	18	3.14	21.14	
▶ 800m	8	Sofia MONROE	SR	2:11.86	2/5/10	7	0.80	7.80	
▶ Mile	2	Alicia NELSON	FR	4:48.06	2/12/10	18	2.77	20.77	
▶ Mile	10	Cassie MITCHELL	SO	4:55.50	2/12/10	5	0.46	5.46	
▶ Mile	14	Janette CARY	SR	4:58.58	2/12/10	1	0.00	1.00	
▶ H60m	2	Indira SPENCE	SO	8.27	2/12/10	18	4.03	22.03	
▶ DMR	3	Mitchell, Cary, Roy, Nelson		11:43.88	2/26/10	16	2.23	18.23	
▶ PENT	8	Amanda DOYLE	SR	3,617		2/26/10	7	0.48	7.48


Team Total 126.02




2010 Indoor, Week #6

Only those who score >0.01 pts are shown


WOMEN

4  **Neb.-Omaha** unch
Mid-America Intercollegiate Athletics Association


Event	Scrd As	Athlete	Yr	Mark	Date	Pl. Pts.	Bonus	TOTAL	
▶ 60m	10	Maja MIHALINEC	SO	7.59	2/12/10	5	0.29	5.29	
▶ 200m	11	Maja MIHALINEC	SO	24.69	1/22/10	4	0.14	4.14	
▶ 400m	13	Kayla KOEPKE	JR	56.73	2/12/10	2	0.00	2.00	
▶ 800m	1	Anja PUC	JR	2:07.99	2/12/10	20	5.28	25.28	
▶ H60m	7	Shannon MOORE	SR	8.56	2/26/10	8	1.03	9.03	
▶ 4x400	5	Koepke, Mihalinec, Puc, Moore		3:50.00	1/22/10	12	1.17	13.17	
▶ TJ	1	Nkeiruka DOMIKE	JR	12.81m	42-½	2/26/10	20	8.24	28.24
▶ SP	3	Heather MINSEN	JR	14.99m	49-2¼	1/22/10	16	3.03	19.03
▶ PENT	3	Shannon MOORE	SR	3,800		2/26/10	16	3.38	19.38
Team Total								125.56	

5  **Ashland** unch
Great Lakes Intercollegiate Athletic Conference


Event	Scrd As	Athlete	Yr	Mark	Date	Pl. Pts.	Bonus	TOTAL	
▶ 400m	2	Steph TINNEY	JR	55.33	2/26/10	18	2.85	20.85	
▶ 4x400	8	Roth, Dalessandro, Bourne, Tinney		3:51.15	2/26/10	7	0.78	7.78	
▶ HJ	1	Abby KACSANDI	JR	1.78m	5-10	12/11/09	20	4.98	24.98
▶ SP	1	Kelly ASH	SO	15.28m	50-1¼	2/12/10	20	4.61	24.61
▶ WT	2	Tara COOPER	JR	19.02m	62-5	2/12/10	18	5.26	23.26
▶ WT	6	Kelly ASH	SO	18.29m	60-¾	2/5/10	10	0.94	10.94
▶ PENT	11	Lisa ROTH	JR	3,576		2/12/10	4	0.00	4.00
Team Total								116.41	

6  **Saint Augustine's** ▲ 3
Central Intercollegiate Athletic Association


Event	Scrd As	Athlete	Yr	Mark	Date	Pl. Pts.	Bonus	TOTAL	
▶ 60m	1	Barbara PIERRE	SR	7.18	1/29/10	20	5.88	25.88	
▶ 200m	1	Barbara PIERRE	SR	23.88	2/19/10	20	4.75	24.75	
▶ 200m	7	Angelique SMITH	SO	24.47	2/13/10	8	0.98	8.98	
▶ 400m	11	Angelique SMITH	SO	56.20	1/22/10	4	0.50	4.50	
▶ 4x400	2	Pierre, Johns, Mobley, Smith		3:44.51	2/19/10	18	4.25	22.25	
▶ TJ	14	Kirsten FIELDS	JR	11.92m	39-1¼	1/29/10	1	0.00	1.00
▶ TJ	15	Keisha PARRIS	FR	11.90m	39-¾	2/19/10	0.9	0.00	0.90
Team Total								88.26	

7  **St. Cloud State** ▲ 3
Northern Sun Intercollegiate Conference


Event	Scrd As	Athlete	Yr	Mark	Date	Pl. Pts.	Bonus	TOTAL	
▶ HJ	8	Danielle LUHMANN	SO	1.70m	5-7	1/29/10	7	0.59	7.59
▶ LJ	3	Heather MILLER	SR	6.00m	19-8¼	2/26/10	16	2.91	18.91
▶ TJ	2	Heather MILLER	SR	12.42m	40-9	2/20/10	18	3.54	21.54
▶ PENT	1	Heather MILLER	SR	3,910		2/26/10	20	6.23	26.23
Team Total								74.27	

8  **Johnson C. Smith** ▲ 3
Central Intercollegiate Athletic Association

Event	Scrd As	Athlete	Yr	Mark	Date	Pl. Pts.	Bonus	TOTAL
▶ 60m	12	Rosemarie CARTY	SO	7.60	2/13/10	3	0.21	3.21
▶ 200m	8	Shermaine WILLIAMS	JR	24.48	2/13/10	7	0.94	7.94
▶ H60m	1	Shermaine WILLIAMS	JR	8.10	2/13/10	20	6.33	26.33
▶ H60m	3	Rosemarie CARTY	SO	8.36	2/13/10	16	2.85	18.85
▶ H60m	8	Nikki BOSTON	JR	8.64	2/19/10	7	0.53	7.53
▶ 4x400	7	Reid, Williams, Carty, Boston		3:50.36	2/19/10	8	1.04	9.04
Team Total								72.91

9  **Seattle Pacific** ▼ 3
Great Northwest Athletic Conference

Event	Scrd As	Athlete	Yr	Mark	Date	Pl. Pts.	Bonus	TOTAL
▶ Mile	1	Jessica PIXLER	SR	4:32.88	2/12/10	20	9.62	29.62
▶ Mile	3	Jane LARSON	SR	4:48.75	2/12/10	16	2.48	18.48
▶ Mile	13	Kate HARLINE	SR	4:58.49	2/27/10	2	0.00	2.00
▶ DMR	2	Anderberg, Larson, Pixler, Sims		11:33.13	1/16/10	18	4.47	22.47
Team Total								72.57

10  **Shippensburg** ▼ 3
Pennsylvania State Athletic Conference

Event	Scrd As	Athlete	Yr	Mark	Date	Pl. Pts.	Bonus	TOTAL	
▶ 400m	12	Erica HESS	JR	56.52	2/27/10	3	0.00	3.00	
▶ 800m	13	Amanda RADABAUGH	SO	2:13.99	2/20/10	2	0.00	2.00	
▶ 5000	1	Neely SPENCE	SO	16:13.01	2/5/10	20	5.47	25.47	
▶ 5000	15	Mary DELL	SR	17:04.01	2/5/10	0.9	0.05	0.95	
▶ DMR	1	Dell, Hare, Huber, Spence		11:25.16	1/29/10	20	6.18	26.18	
▶ HJ	5	Rebekah NEWHART	SO	1.72m	5-7¾	2/27/10	12	1.29	13.29
Team Total								70.89	



2010 Indoor, Week #6

Only those who score >0.01 pts are shown

WOMEN

11

Missouri Southern

Mid-America Intercollegiate Athletics Association

▲ 1

Event	Scrd As	Athlete	Yr	Mark	Date	Pl. Pts.	Bonus	TOTAL	
▶ 5000	4	Kimi SHANK	SR	16:47.34	2/12/10	14	1.51	15.51	
▶ DMR	8	Bunch, Prince, Riutta, Shank		11:51.66	2/19/10	7	0.72	7.72	
▶ HJ	8	Lisa VENGELS	SO	1.70m	5-7	2/19/10	7	0.59	7.59
▶ PV	7	Ciara LIPSEY	SR	3.85m	12-7½	2/5/10	8	1.10	9.10
▶ TJ	7	Channell LLOYD	SR	12.12m	39-9¼	2/26/10	8	0.80	8.80
▶ SP	11	Nicole GREEN	SO	14.07m	46-2	2/5/10	4	0.06	4.06
▶ WT	4	Emilie MIESELER	SR	18.65m	61-2¼	2/26/10	14	2.74	16.74
Team Total								69.52	

12

Indiana (Pa.)

Pennsylvania State Athletic Conference

▲ 1

Event	Scrd As	Athlete	Yr	Mark	Date	Pl. Pts.	Bonus	TOTAL	
▶ LJ	2	Tamika TAYLOR	SO	6.04m	19-9¼	2/27/10	18	3.84	21.84
▶ LJ	3	Brianna LIEBOLD	JR	6.00m	19-8¼	2/27/10	16	2.91	18.91
▶ LJ	5	Laurie AJAVON	FR	5.94m	19-6	2/27/10	12	1.51	13.51
▶ TJ	6	Brianna LIEBOLD	JR	12.13m	39-9¼	2/27/10	10	0.86	10.86
Team Total								65.13	

13

Minnesota State

Northern Sun Intercollegiate Conference

▲ 1

Event	Scrd As	Athlete	Yr	Mark	Date	Pl. Pts.	Bonus	TOTAL	
▶ 60m	5	Brittany HENDERSON	SR	7.44	2/11/10	12	1.51	13.51	
▶ 200m	6	Brittany HENDERSON	SR	24.44	2/20/10	10	1.09	11.09	
▶ 400m	8	Kelsey LEONARD	SR	55.95	2/26/10	7	0.91	7.91	
▶ PV	1	Lauren STELTEN	JR	4.07m	13-4¼	1/29/10	20	6.07	26.07
▶ PV	10	Whitney KROSCHER	SR	3.71m	12-2	2/26/10	5	0.00	5.00
Team Total								63.58	

14

Central Missouri

Mid-America Intercollegiate Athletics Association

▼ 6

Event	Scrd As	Athlete	Yr	Mark	Date	Pl. Pts.	Bonus	TOTAL	
▶ H60m	9	Lindsay LETTOW	SO	8.66	2/26/10	6	0.41	6.41	
▶ H60m	13	Angela SELBY	JR	8.77	2/19/10	2	0.00	2.00	
▶ 4x400	11	Simons, Lettow, Kunkel, Chapot		3:52.24	2/11/10	4	0.41	4.41	
▶ SP	6	Kayla MUYSKENS	JR	14.80m	48-6¼	2/26/10	10	2.10	12.10
▶ PENT	2	Lindsay LETTOW	SO	3,845	2/26/10	18	4.55	22.55	
▶ PENT	4	Anne CARLSON	SR	3,693	2/26/10	14	1.49	15.49	
Team Total								62.96	

15

Abilene Christian

Lone Star Conference

▲ 1

Event	Scrd As	Athlete	Yr	Mark	Date	Pl. Pts.	Bonus	TOTAL	
▶ 60m	6	Wanda HUTSON	SR	7.50	1/15/10	10	1.01	11.01	
▶ 200m	13	Wanda HUTSON	SR	24.75	2/19/10	2	0.00	2.00	
▶ Mile	12	Anais BELLEDANT	JR	4:58.24	2/19/10	3	0.00	3.00	
▶ HJ	13	Jessica WITHROW	SR	1.69m	5-6¼	2/5/10	2	0.24	2.24
▶ PV	2	Jessica BLAIR	SR	4.00m	13-1¼	1/22/10	18	4.14	22.14
▶ TJ	10	Jessica BLAIR	SR	11.96m	39-3	1/22/10	5	0.00	5.00
▶ PENT	7	Jessica WITHROW	SR	3,653	2/5/10	8	0.96	8.96	
Team Total								54.36	

16

Western Washington

Great Northwest Athletic Conference

▼ 1


Event	Scrd As	Athlete	Yr	Mark	Date	Pl. Pts.	Bonus	TOTAL	
▶ 5000	3	Sarah PORTER	JR	16:47.07	2/20/10	16	1.54	17.54	
▶ 4x400	9	Siler, O'Connell, Howe, Brownell		3:51.20	2/27/10	6	0.76	6.76	
▶ DMR	5	Olsen, O'Connell, Johnson, Porter		11:47.17	1/29/10	12	1.56	13.56	
▶ LJ	12	Emily WARMAN	SO	5.73m	18-9¼	2/14/10	3	0.00	3.00
▶ TJ	5	Emily WARMAN	SO	12.18m	39-11¼	2/27/10	12	1.16	13.16
Team Total								54.02	




2010 Indoor, Week #6

Only those who score >0.01 pts are shown


WOMEN

17  **Fort Hays State** ▲ 1
Mid-America Intercollegiate Athletics Association


Event	Scrd As	Athlete	Yr	Mark	Date	Pl. Pts.	Bonus	TOTAL
HJ	8	Morgan WITZEL	SO	1.70m 5-7	2/26/10	7	0.59	7.59
LJ	5	Kelsey MARTIN	JR	5.94m 19-6	1/23/10	12	1.51	13.51
LJ	7	Darcie SCHMITZ	JR	5.89m 19-4	1/15/10	8	0.93	8.93
TJ	4	Darcie SCHMITZ	JR	12.23m 40-1½	2/26/10	14	1.47	15.47
Team Total								45.50

18  **Findlay** ▲ 5
Great Lakes Intercollegiate Athletic Conference


Event	Scrd As	Athlete	Yr	Mark	Date	Pl. Pts.	Bonus	TOTAL
800m	3	Stephanie CHARNIGO	SR	2:10.63	2/12/10	16	2.19	18.19
800m	12	Lindsey SCHMITMEYER	JR	2:13.20	2/26/10	3	0.00	3.00
H60m	4	Raven CLAY	SO	8.43	2/5/10	14	1.95	15.95
WT	11	Randi DEPP	JR	17.52m 57-5¾	2/5/10	4	0.00	4.00
Team Total								41.15

19  **Winona State** unch
Northern Sun Intercollegiate Conference


Event	Scrd As	Athlete	Yr	Mark	Date	Pl. Pts.	Bonus	TOTAL
400m	9	Kelly SHAW	FR	56.10	2/26/10	6	0.67	6.67
SP	2	Rebecca STIER	JR	15.08m 49-5¾	2/26/10	18	3.52	21.52
SP	10	Mary THEISEN	FR	14.10m 46-3¼	1/15/10	5	0.14	5.14
WT	9	Rebecca STIER	JR	17.95m 58-10¾	2/26/10	6	0.00	6.00
Team Total								39.33

20  **Southern Connecticut** ▲ 4
Northeast-10 Conference


Event	Scrd As	Athlete	Yr	Mark	Date	Pl. Pts.	Bonus	TOTAL
800m	5	Danielle MOORE	SR	2:11.00	2/12/10	12	1.77	13.77
5000	7	Laura BRUSTOLON	SR	16:52.79	2/26/10	8	0.91	8.91
H60m	11	Letecia TAYLOR	SR	8.73	12/11/09	4	0.00	4.00
DMR	6	Griebel, Barr, Moore, Brustolon		11:50.17	2/5/10	10	0.95	10.95
Team Total								37.63

21  **Hillsdale** ▲ 1
Great Lakes Intercollegiate Athletic Conference


Event	Scrd As	Athlete	Yr	Mark	Date	Pl. Pts.	Bonus	TOTAL
800m	11	Jennifer SHAFFER	SO	2:12.17	2/12/10	4	0.57	4.57
4x400	10	Williams, Benjamin, Caldwell, Scheiwe		3:52.22	2/26/10	5	0.42	5.42
PV	8	Kayla CALDWELL	FR	3.81m 12-6	1/23/10	7	0.54	7.54
WT	3	Kathy DIRKSEN	SO	18.67m 61-3	2/26/10	16	2.88	18.88
Team Total								36.40

22  **Emporia State** ▲ 3
Mid-America Intercollegiate Athletics Association

Event	Scrd As	Athlete	Yr	Mark	Date	Pl. Pts.	Bonus	TOTAL
HJ	2	Jennifer ROBINSON	SR	1.75m 5-8¾	2/26/10	18	2.92	20.92
LJ	8	Brooke KENT	SR	5.87m 19-3¾	2/26/10	7	0.69	7.69
TJ	8	Brooke KENT	SR	12.11m 39-8¾	1/15/10	7	0.74	7.74
Team Total								36.35

23  **UMass Lowell** ▼ 2
Northeast-10 Conference

Event	Scrd As	Athlete	Yr	Mark	Date	Pl. Pts.	Bonus	TOTAL
400m	14	Shannon CUNNINGHAM	FR	56.74	2/26/10	1	0.00	1.00
800m	10	Haley CATARIUS	SR	2:11.91	2/5/10	5	0.74	5.74
4x400	6	Cunningham, Delgado, Catarius, Giaquinto		3:50.24	2/12/10	10	1.08	11.08
SP	4	Jacqui BARRETT	SR	14.92m 48-11½	2/26/10	14	2.65	16.65
Team Total								34.47

24  **New Mexico Highlands** ▼ 7
Rocky Mountain Athletic Conference

Event	Scrd As	Athlete	Yr	Mark	Date	Pl. Pts.	Bonus	TOTAL
TJ	3	Angella GRAHAM	JR	12.39m 40-7¾	2/26/10	16	3.18	19.18
PENT	5	Angella GRAHAM	JR	3,680	2/26/10	12	1.31	13.31
Team Total								32.49



2010 Indoor, Week #6

Only those who score >0.01 pts are shown

WOMEN

25



Cal State LA

California Collegiate Athletic Association

▲ 1

Event	Scrd As	Athlete	Yr	Mark	Date	Pl. Pts.	Bonus	TOTAL	
▶ H60m	10	Jamilah ST. CYR	SR	8.67	2/5/10	5	0.35	5.35	
▶ 4x400	4	Manuel, Smith, Shoate, Jubrey		3:48.77	2/12/10	14	1.58	15.58	
▶ LJ	9	Shianne SMITH	SR	5.83m	19-1½	2/5/10	6	0.22	6.22
▶ PENT	10	Shianne SMITH	SR	3,584	1/29/10	5	0.04	5.04	

Team Total 32.20

26



New Haven

Northeast-10 Conference

▲ 1

Event	Scrd As	Athlete	Yr	Mark	Date	Pl. Pts.	Bonus	TOTAL
▶ 200m	4	Shannon GAGNE	JR	24.27	2/5/10	14	1.75	15.75
▶ 400m	4	Shannon GAGNE	JR	55.54	2/26/10	14	2.16	16.16

Team Total 31.91

27



Queens (N.C.)

Conference Carolinas

▼ 7

Event	Scrd As	Athlete	Yr	Mark	Date	Pl. Pts.	Bonus	TOTAL
▶ 5000	2	Tanya ZEFERJAHN	SR	16:13.70	1/29/10	18	5.39	23.39
▶ 5000	8	Meagan NEDLO	SR	16:54.67	2/5/10	7	0.70	7.70

Team Total 31.09

28



Lewis

Great Lakes Valley Conference

unch

Event	Scrd As	Athlete	Yr	Mark	Date	Pl. Pts.	Bonus	TOTAL	
▶ Mile	8	Kathryn HAGUE	JR	4:54.76	2/20/10	7	0.61	7.61	
▶ HJ	2	Samantha LINCK	JR	1.75m	5-8¾	2/12/10	18	2.92	20.92
▶ LJ	13	Ashley BUTLER	SR	5.67m	18-7¾	2/20/10	2	0.00	2.00

Team Total 30.53

29



Augustana (S.D.)

Northern Sun Intercollegiate Conference

▲ 5

Event	Scrd As	Athlete	Yr	Mark	Date	Pl. Pts.	Bonus	TOTAL
▶ 800m	6	Cecilie UDSTUEN	FR	2:11.11	2/11/10	10	1.64	11.64
▶ Mile	9	Linn NILSSON	FR	4:55.30	2/26/10	6	0.50	6.50
▶ DMR	7	Nilsson, Kokesh, Udstuen, Polgreen		11:50.46	2/11/10	8	0.89	8.89

Team Total 27.03

30



Saint Joseph's (Ind.)

Great Lakes Valley Conference

▲ 3

Event	Scrd As	Athlete	Yr	Mark	Date	Pl. Pts.	Bonus	TOTAL	
▶ HJ	4	Melissa BUCHE	JR	1.74m	5-8¾	2/26/10	14	2.23	16.23
▶ SP	8	Alexis DEJEAN	JR	14.19m	46-6¾	2/12/10	7	0.40	7.40
▶ WT	13	Alexis DEJEAN	JR	17.17m	56-4	1/30/10	2	0.00	2.00

Team Total 25.63

31



Truman State

Mid-America Intercollegiate Athletics Association

▼ 2

Event	Scrd As	Athlete	Yr	Mark	Date	Pl. Pts.	Bonus	TOTAL	
▶ PV	3	Katrina BIERMANN	SR	3.97m	13-¾	1/22/10	16	3.32	19.32
▶ TJ	9	Katrina BIERMANN	SR	11.99m	39-4	2/5/10	6	0.01	6.01

Team Total 25.32

32



Bemidji State

Northern Sun Intercollegiate Conference

unch

Event	Scrd As	Athlete	Yr	Mark	Date	Pl. Pts.	Bonus	TOTAL
▶ 400m	1	Kristi BUERKLE	JR	54.79	2/26/10	20	4.65	24.65

Team Total 24.65

33



Wayne State (Neb.)

Northern Sun Intercollegiate Conference

▼ 3

Event	Scrd As	Athlete	Yr	Mark	Date	Pl. Pts.	Bonus	TOTAL	
▶ 400m	6	Christina KING	JR	55.64	2/26/10	10	1.83	11.83	
▶ HJ	8	Savannah WAKELEY	FR	1.70m	5-7	1/29/10	7	0.59	7.59
▶ WT	10	Casey BUSKIRK	JR	17.66m	57-11¼	2/26/10	5	0.00	5.00

Team Total 24.42

34



Pittsburg State

Mid-America Intercollegiate Athletics Association

▲ 1

Event	Scrd As	Athlete	Yr	Mark	Date	Pl. Pts.	Bonus	TOTAL	
▶ 60m	7	Rosalyn NELSON	JR	7.54	2/26/10	8	0.69	8.69	
▶ HJ	13	Gretchen CLARK	JR	1.69m	5-6¾	2/12/10	2	0.24	2.24
▶ PV	12	Michelle MITCHELL	JR	3.70m	12-1½	2/26/10	3	0.00	3.00
▶ SP	7	Heidi SMITH	SO	14.30m	46-11	1/29/10	8	0.70	8.70


Team Total 22.64




2010 Indoor, Week #6

Only those who score >0.01 pts are shown


WOMEN

35  **U. of Mary** ▼ 4
Northern Sun Intercollegiate Conference


Event	Scrd As	Athlete	Yr	Mark	Date	Pl. Pts.	Bonus	TOTAL
▶ H60m	12	Brianna PERRY	SR	8.75	2/26/10	3	0.00	3.00
▶ PV	10	Miranda FEHILLY	JR	3.71m 12-2	2/26/10	5	0.00	5.00
▶ LJ	10	Melissa WALKER	FR	5.77m 18-11½	2/12/10	5	0.00	5.00
▶ TJ	12	Samantha WILLIAMS	FR	11.94m 39-2¼	1/17/10	3	0.00	3.00
▶ PENT	9	Brianna PERRY	SR	3,601	2/26/10	6	0.27	6.27
Team Total								22.27

36  **Colorado Mines** ▲ 5
Rocky Mountain Athletic Conference


Event	Scrd As	Athlete	Yr	Mark	Date	Pl. Pts.	Bonus	TOTAL
▶ 60m	8	Kiera BENSON	JR	7.55	2/26/10	7	0.61	7.61
▶ 5000	10	Marie PATTON	SO	16:57.10	2/12/10	5	0.43	5.43
▶ DMR	9	Suppes, Rinedollar, Hurst, Patton		11:54.84	2/26/10	6	0.40	6.40
Team Total								19.44

37  **Slippery Rock** ▼ 1
Pennsylvania State Athletic Conference


Event	Scrd As	Athlete	Yr	Mark	Date	Pl. Pts.	Bonus	TOTAL
▶ PV	4	Jennifer HANSEN	SR	3.90m 12-9½	2/20/10	14	1.80	15.80
▶ TJ	13	Kim STITT	FR	11.93m 39-1¼	2/27/10	2	0.00	2.00
Team Total								17.80

38  **Northwood (Mich.)** unch
Great Lakes Intercollegiate Athletic Conference


Event	Scrd As	Athlete	Yr	Mark	Date	Pl. Pts.	Bonus	TOTAL
▶ SP	12	Kristin CAMERON	SO	14.04m 46-¼	2/26/10	3	0.00	3.00
▶ WT	5	Kristin CAMERON	SO	18.32m 60-1¼	2/26/10	12	1.04	13.04
Team Total								16.04

39  **Southern Indiana** ▲ 9
Great Lakes Valley Conference


Event	Scrd As	Athlete	Yr	Mark	Date	Pl. Pts.	Bonus	TOTAL
▶ Mile	4	Mary BALLINGER	SR	4:53.53	1/29/10	14	0.86	14.86
▶ 5000	14	Mary BALLINGER	SR	17:03.26	2/12/10	1	0.09	1.09
Team Total								15.95

40  **Neb.-Kearney** ▼ 3
Rocky Mountain Athletic Conference


Event	Scrd As	Athlete	Yr	Mark	Date	Pl. Pts.	Bonus	TOTAL
▶ SP	5	Samantha MURPHY	SR	14.90m 48-10¾	2/26/10	12	2.54	14.54
Team Total								14.54

41  **Northwest Missouri** ▼ 2
Mid-America Intercollegiate Athletics Association


Event	Scrd As	Athlete	Yr	Mark	Date	Pl. Pts.	Bonus	TOTAL
▶ 5000	12	Angela ADAMS	SO	17:00.54	2/26/10	3	0.24	3.24
▶ PENT	6	Emily CHURCHMAN	SR	3,679	2/26/10	10	1.30	11.30
Team Total								14.54

42  **Mansfield** unch
Pennsylvania State Athletic Conference

Event	Scrd As	Athlete	Yr	Mark	Date	Pl. Pts.	Bonus	TOTAL
▶ 5000	5	Brenae EDWARDS	JR	16:49.18	2/27/10	12	1.31	13.31
Team Total								13.31

43  **Cal State Stanislaus** ▲ 1
California Collegiate Athletic Association

Event	Scrd As	Athlete	Yr	Mark	Date	Pl. Pts.	Bonus	TOTAL
▶ PV	6	Annie BURLINGHAM	SR	3.86m 12-8	2/5/10	10	1.24	11.24
Team Total								11.24

44  **Cal State Dominguez H** ▼ 1
California Collegiate Athletic Association

Event	Scrd As	Athlete	Yr	Mark	Date	Pl. Pts.	Bonus	TOTAL
▶ H60m	6	Chanel PARKER	JR	8.54	2/5/10	10	1.16	11.16
Team Total								11.16



2010 Indoor, Week #6

Only those who score >0.01 pts are shown

WOMEN

45



Ferris State

unch

Great Lakes Intercollegiate Athletic Conference

Event	Scrd As	Athlete	Yr	Mark	Date	Pl. Pts.	Bonus	TOTAL
▶ 5000	6	Christina MUIR	JR	16:51.11	2/12/10	10	1.09	11.09
Team Total								11.09

50



American International ▼ 3

Northeast-10 Conference

Event	Scrd As	Athlete	Yr	Mark	Date	Pl. Pts.	Bonus	TOTAL	
▶ WT	7	Bidemi BALOGUN	SO	18.22m	59-9%	2/12/10	8	0.70	8.70
Team Total								8.70	

46



Mesa State

▲ 8

Rocky Mountain Athletic Conference

Event	Scrd As	Athlete	Yr	Mark	Date	Pl. Pts.	Bonus	TOTAL
▶ Mile	6	Alexis SKARDA	SO	4:53.73	2/5/10	10	0.82	10.82
Team Total								10.82

51



Minn.-Duluth

▲ 1

Northern Sun Intercollegiate Conference

Event	Scrd As	Athlete	Yr	Mark	Date	Pl. Pts.	Bonus	TOTAL	
▶ 5000	13	Morgan PLACE	SO	17:00.63	2/11/10	2	0.23	2.23	
▶ DMR	11	SanCartier, Demulling, Wardell, Place		11:55.33	2/11/10	4	0.35	4.35	
▶ SP	13	Elizabeth CRANE	JR	14.00m	45-11%	2/5/10	2	0.00	2.00
Team Total								8.58	

47



East Stroudsburg

▼ 1

Pennsylvania State Athletic Conference

Event	Scrd As	Athlete	Yr	Mark	Date	Pl. Pts.	Bonus	TOTAL	
▶ HJ	8	Lynn MAYER	JR	1.70m	5-7	2/27/10	7	0.59	7.59
▶ PENT	12	Trina CARITO	JR	3,498	2/27/10	3	0.00	3.00	
Team Total								10.59	

52



Northern State

▼ 1

Northern Sun Intercollegiate Conference

Event	Scrd As	Athlete	Yr	Mark	Date	Pl. Pts.	Bonus	TOTAL	
▶ WT	8	Amanda MADDEN	SR	18.20m	59-8%	1/21/10	7	0.63	7.63
Team Total								7.63	

48



Western Oregon

▲ 2

Great Northwest Athletic Conference

Event	Scrd As	Athlete	Yr	Mark	Date	Pl. Pts.	Bonus	TOTAL
▶ 800m	7	Annan APPLEBEE	JR	2:11.53	1/29/10	8	1.17	9.17
Team Total								9.17

53



Western State

▼ 4

Rocky Mountain Athletic Conference

Event	Scrd As	Athlete	Yr	Mark	Date	Pl. Pts.	Bonus	TOTAL
▶ 5000	9	Lauren KLEPPIN	SO	16:55.12	2/12/10	6	0.65	6.65
Team Total								6.65

49



Missouri S&T

▲ 4

Great Lakes Valley Conference

Event	Scrd As	Athlete	Yr	Mark	Date	Pl. Pts.	Bonus	TOTAL	
▶ HJ	7	Tamara MCCASKILL	SR	1.71m	5-7 1/4	2/6/10	8	0.94	8.94
Team Total								8.94	

54



Kutztown

▲ 1

Pennsylvania State Athletic Conference

Event	Scrd As	Athlete	Yr	Mark	Date	Pl. Pts.	Bonus	TOTAL
▶ DMR	10	Grimm, Hunte, Schlecter, Brown		11:54.92	2/12/10	5	0.39	5.39
Team Total								5.39



2010 Indoor, Week #6

Only those who score >0.01 pts are shown

WOMEN

55



MSU Moorhead

▲ 5

Northern Sun Intercollegiate Conference

Event	Scrd As	Athlete	Yr	Mark	Date	Pl. Pts.	Bonus	TOTAL
▶ Mile	11	Anna VANWEHEL	JR	4:55.70	2/11/10	4	0.41	4.41

Team Total 4.41

56



Virginia State

▲ 3

Central Intercollegiate Athletic Association

Event	Scrd As	Athlete	Yr	Mark	Date	Pl. Pts.	Bonus	TOTAL	
▶ LJ	11	Dominique KING	JR	5.74m	18-10	2/13/10	4	0.00	4.00

Team Total 4.00

57



Northern Michigan

unch

Great Lakes Intercollegiate Athletic Conference

Event	Scrd As	Athlete	Yr	Mark	Date	Pl. Pts.	Bonus	TOTAL	
▶ WT	12	Krista SQUIERS	SR	17.29m	56-8 1/2	12/5/09	3	0.00	3.00

Team Total 3.00