



# 2010 Outdoor, Week #6

Only those who score >0.01 pts are shown

## MEN



### Adams State

Rocky Mountain Athletic Conference

▲ 1

Event	Scrd As	Athlete	Yr	Mark	Date	Pl. Pts.	Bonus	TOTAL
▶ 800m	2	Andrew GRAHAM	SO	1:49.50	5/1/10	18	2.06	20.06
▶ 800m	20	Drew SOUCY	JR	1:52.47	4/15/10	0.8	0.22	1.02
▶ 800m	47	Ryan MCNIFF	JR	1:53.19	4/23/10		0.05	0.05
▶ 1500	1	Andrew GRAHAM	SO	3:43.70	4/15/10	20	2.65	22.65
▶ 1500	4	Ryan MCNIFF	JR	3:47.34	5/1/10	14	1.25	15.25
▶ 1500	5	Drew SOUCY	JR	3:48.26	4/15/10	12	0.91	12.91
▶ 1500	10	Dean HUFFER	SR	3:48.77	5/1/10	6	0.72	6.72
▶ 1500	23	Keegan CALMES	FR	3:49.78	4/8/10	0.55	0.37	0.92
▶ 1500	24	Luke CRAGG	SR	3:49.85	4/8/10	0.5	0.35	0.85
▶ 1500	29	Reuben MWEI	SR	3:51.64	4/3/10	0.25	0.02	0.27
▶ 5000	3	Reuben MWEI	SR	13:54.26	4/15/10	16	2.08	18.08
▶ 5000	4	Luke CRAGG	SR	13:54.65	4/15/10	14	2.05	16.05
▶ 5000	6	Ryan MCNIFF	JR	14:03.37	4/15/10	10	1.27	11.27
▶ 5000	8	Edwin CRUZ	SO	14:07.82	5/8/10	8	1.00	9.00
▶ 5000	9	Florian THEOPHILE	SR	14:08.52	5/1/10	7	0.96	7.96
▶ 5000	22	Brandon BIRDSONG	SR	14:28.00	4/15/10	0.6	0.15	0.75
▶ 10k	1	Luke CRAGG	SR	29:10.13	5/1/10	20	2.74	22.74
▶ 10k	7	Edwin CRUZ	SO	29:41.22	4/15/10	9	1.09	10.09
▶ Steepl	1	Reuben MWEI	SR	8:34.42	5/1/10	20	4.14	24.14
▶ HJ	12	Dyson MORTENSEN	FR	2.10m	6-10%	4	0.48	4.48
▶ PV	18	Blair SOHL	JR	4.90m	16-¾	1	0.20	1.20
▶ SP	18	Daniel MALDONADO	SR	16.63m	54-6%	1	0.12	1.12
<b>Team Total</b>								<b>207.56</b>



### Saint Augustine's

Central Intercollegiate Athletic Association

▼ 1

Event	Scrd As	Athlete	Yr	Mark	Date	Pl. Pts.	Bonus	TOTAL
▶ 100m	2	Richard BOONE	SR	10.33w	4/16/10	18	2.06	20.06
▶ 100m	17	Sean STUART	FR	10.54w	4/16/10	1.5	0.42	1.92
▶ 100m	18	Ramon GITTENS	JR	10.55w	4/16/10	1	0.36	1.36
▶ 100m	28	Kelly FISHER	SO	10.61w	4/16/10	0.3	0.13	0.43
▶ 200m	1	Josh SCOTT	JR	20.68	4/16/10	20	2.34	22.34
▶ 200m	6	Richard BOONE	SR	20.94	4/29/10	10	1.30	11.30
▶ 200m	11	Ramon GITTENS	JR	21.18	4/29/10	5	0.58	5.58
▶ 200m	15	Antonio ABNEY	JR	21.23	4/29/10	2.5	0.45	2.95
▶ 200m	28	Kelly FISHER	SO	21.39	4/29/10	0.3	0.09	0.39
▶ 400m	2	Josh SCOTT	JR	45.99	4/29/10	18	2.66	20.66
▶ 400m	16	Antonio ABNEY	JR	47.35	3/26/10	2	0.47	2.47
▶ H110	1	Jason BOYD	SO	13.93	4/16/10	20	3.11	23.11
▶ H110	11	Ronnie GRIFFITH	SO	14.36	5/8/10	5	0.75	5.75
▶ H110	12	Steve SIMEUS	SR	14.43w	4/29/10	4	0.48	4.48
▶ H400	14	Karym GREAVES	SO	52.93	5/8/10	3	0.32	3.32
▶ H400	28	Steve SIMEUS	SR	53.67	4/16/10	0.3	0.00	0.30
▶ H400	29	Jason BOYD	SO	53.69	3/18/10	0.25	0.00	0.25
▶ 4x100	2	Scott, Boyd, Gittens, Boone		40.50	5/9/10	18	2.00	20.00
▶ 4x400	1	Fisher, Abney, Boyd, Scott		3:05.27	4/20/10	20	4.34	24.34
▶ HJ	8	Christopher COPELAND	SO	2.13m	6-11¾	8	1.09	9.09
▶ LJ	7	Orolando DUFFUS	JR	7.43mw	24-4½	9	1.20	10.20
▶ LJ	20	Michael WILLIAMS	SR	7.20m	23-7½	0.8	0.14	0.94
▶ TJ	8	Orolando DUFFUS	JR	15.37m	50-5½	8	0.96	8.96
▶ TJ	10	Jamal CUMBERBATCH	SR	15.11m	49-7	6	0.54	6.54
<b>Team Total</b>								<b>206.72</b>



# 2010 Outdoor, Week #6

Only those who score >0.01 pts are shown

## MEN

3



### Abilene Christian

Lone Star Conference

unch

Event	Scrd As	Athlete	Yr	Mark	Date	Pl. Pts.	Bonus	TOTAL	
▶ 100m	1	Desmond JACKSON	JR	10.31	5/7/10	20	2.24	22.24	
▶ 200m	4	Desmond JACKSON	JR	20.84w	5/7/10	14	1.70	15.70	
▶ 5000	1	Amos SANG	JR	13:50.77	4/15/10	20	2.41	22.41	
▶ 10k	2	Amos SANG	JR	29:15.58	4/10/10	18	2.45	20.45	
▶ 10k	25	Cleophas TANUI	JR	30:25.08	4/20/10	0.45	0.00	0.45	
▶ H110	17	Kevin JOHNSON	SO	14.48w	5/7/10	1.5	0.30	1.80	
▶ H110	33	Michael RASOR	SO	14.70w	5/7/10	0.08	0.00	0.08	
▶ 4x100	16	Jackson, Sparks, Johnson, Geary		41.11	5/7/10	2	0.48	2.48	
▶ PV	4	Aaron CANTRELL	SR	5.07m	16-7½	3/26/10	14	1.35	15.35
▶ PV	4	Landon EHLERS	SR	5.07m	16-7½	3/26/10	14	1.35	15.35
▶ LJ	6	Ramon SPARKS	JR	7.45m	24-5½	5/7/10	10	1.39	11.39
▶ TJ	2	Ramon SPARKS	JR	16.01m	52-6½	3/31/10	18	2.52	20.52
▶ DISC	5	Tyler FLEET	SO	54.64m	179-3	5/7/10	12	1.65	13.65
▶ HT	10	Tyler FLEET	SO	59.82m	196-3	4/23/10	6	0.54	6.54
▶ DEC	8	James HARDIN	SR	6,699	4/8/10	8	0.97	8.97	
▶ DEC	35	Parker PETTY	JR	6,041	5/7/10	0.02	0.00	0.02	

**Team Total 177.38**

4



### Pittsburg State

Mid-America Intercollegiate Athletics Association

unch

Event	Scrd As	Athlete	Yr	Mark	Date	Pl. Pts.	Bonus	TOTAL	
▶ 100m	33	Greg WRIGHT	SO	10.63	4/3/10	0.08	0.07	0.15	
▶ 1500	22	Mujahid HASSABALLA	SR	3:49.71	5/8/10	0.6	0.39	0.99	
▶ H110	2	Jeremy JACKSON	SR	13.95w	4/10/10	18	2.98	20.98	
▶ Steepl	17	Tim TESTA	SR	9:11.17	5/8/10	1.5	0.23	1.73	
▶ 4x100	18	Wright, Davis, Talbott, Jackson		41.21	4/30/10	1	0.31	1.31	
▶ 4x400	25	Garrett, Dowdy, Wright, Johnson		3:15.43	5/8/10	0.45	0.00	0.45	
▶ HJ	27	Chase KEYSER	FR	2.03m	6-8	5/8/10	0.35	0.00	0.35
▶ PV	15	Ethan HOBBS	JR	4.95m	16-2¾	3/27/10	2.5	0.41	2.91
▶ PV	26	Colbie SNYDER	FR	4.85m	15-11	3/27/10	0.4	0.00	0.40
▶ LJ	10	Kiara JONES	JR	7.36mw	24-1¾	4/10/10	6	0.74	6.74
▶ TJ	3	Kiara JONES	JR	15.90m	52-2	4/10/10	16	2.19	18.19
▶ TJ	14	Brett SIEGLE	JR	14.93mw	48-11¾	4/10/10	3	0.35	3.35
▶ TJ	22	Alex KUHLMAN	JR	14.65m	48-¾	4/10/10	0.6	0.06	0.66
▶ SP	1	Brian ALLEN	SR	18.84m	61-9¾	4/3/10	20	3.35	23.35
▶ SP	31	Jordan KARR	JR	16.17m	53-¾	5/8/10	0.16	0.00	0.16
▶ DISC	3	Brian ALLEN	SR	55.29m	181-4	5/8/10	16	2.16	18.16
▶ DISC	20	Gavin WUTHRICH	JR	51.14m	167-9	4/30/10	0.8	0.10	0.90
▶ HT	4	Brian ALLEN	SR	65.76m	215-9	4/16/10	14	2.58	16.58
▶ HT	31	Gavin WUTHRICH	JR	55.66m	182-7	5/8/10	0.16	0.00	0.16
▶ JAV	1	Tyler DRAKE	JR	70.16m	230-2	4/14/10	20	3.82	23.82
▶ JAV	3	Mike BEELER	JR	68.24m	223-10	5/8/10	16	2.80	18.80
▶ JAV	34	Eric WELLS	JR	57.48m	188-7	4/10/10	0.04	0.00	0.04
▶ DEC	18	Joe STEPHENS	FR	6,378	5/8/10	1	0.14	1.14	

**Team Total 161.29**



# 2010 Outdoor, Week #6

Only those who score >0.01 pts are shown

## MEN

5



**Angelo State**

Lone Star Conference

▲ 1

Event	Scrd As	Athlete	Yr	Mark	Date	Pl. Pts.	Bonus	TOTAL	
▶ 100m	6	Nick SMITH	SO	10.45	4/8/10	10	1.04	11.04	
▶ 100m	35	Ryan ADKINS	JR	10.64w	4/8/10	0.02	0.05	0.07	
▶ 200m	5	James HOWELL	SR	20.90	4/8/10	12	1.46	13.46	
▶ 200m	17	Nick SMITH	SO	21.25w	4/8/10	1.5	0.39	1.89	
▶ 400m	3	James HOWELL	SR	46.13	5/7/10	16	2.38	18.38	
▶ 400m	8	Isidro GARCIA	FR	47.05	4/8/10	8	0.86	8.86	
▶ H400	10	Trenton DALTON	SO	52.57	3/31/10	6	0.72	6.72	
▶ H400	11	Brian HOLIK	JR	52.66	4/17/10	5	0.59	5.59	
▶ H400	24	Jeffrey JONES	FR	53.43	5/7/10	0.5	0.07	0.57	
▶ H400	32	Phillip GONZALEZ	JR	53.90	5/7/10	0.12	0.00	0.12	
▶ 4x100	3	Howell, Adkins, Holik, Smith		40.63	5/7/10	16	1.66	17.66	
▶ 4x400	3	Garcia, Holik, Holland, Howell		3:09.13	5/7/10	16	2.17	18.17	
▶ HJ	33	Ryan ADKINS	JR	2.02m	6-7½	2/27/10	0.08	0.00	0.08
▶ PV	12	Jacob MCDONALD	SO	4.96m	16-3¾	5/7/10	4	0.45	4.45
▶ PV	26	Raymond ORLANDO	JR	4.85m	15-11	4/8/10	0.4	0.00	0.40
▶ PV	33	Andrew ALLISON	JR	4.81m	15-9¾	5/7/10	0.08	0.00	0.08
▶ TJ	15	Mark SLONE	FR	14.91m	48-11	4/8/10	2.5	0.33	2.83
▶ SP	21	Andrew CROOKHAM	SR	16.40m	53-9¾	4/8/10	0.7	0.00	0.70
▶ DISC	9	Wade GOODE	JR	53.09m	174-2	5/7/10	7	0.78	7.78
▶ DISC	26	Andrew CROOKHAM	SR	50.55m	165-10	3/11/10	0.4	0.00	0.40
▶ JAV	5	Raymond ORLANDO	JR	66.54m	218-3	3/26/10	12	2.06	14.06
▶ JAV	6	Jacob MCDONALD	SO	64.32m	211-0	4/8/10	10	1.25	11.25

**Team Total 144.54**

6



**Chico State**

California Collegiate Athletic Association

▲ 1

Event	Scrd As	Athlete	Yr	Mark	Date	Pl. Pts.	Bonus	TOTAL	
▶ 800m	7	Michael WICKMAN	SR	1:50.76	4/23/10	9	1.12	10.12	
▶ 800m	12	Clinton HAYES	JR	1:51.90	4/9/10	4	0.41	4.41	
▶ 800m	23	Kyle ROBINSON	SR	1:52.53	4/9/10	0.55	0.20	0.75	
▶ 800m	40	Manny MEJIA	JR	1:53.05	3/20/10		0.08	0.08	
▶ 1500	2	Michael WICKMAN	SR	3:44.03	4/15/10	18	2.52	20.52	
▶ 1500	25	Manny MEJIA	JR	3:50.42	5/1/10	0.45	0.21	0.66	
▶ 5000	11	Beau ROGERS	SR	14:16.11	4/15/10	5	0.51	5.51	
▶ 5000	14	Jimmy ELAM	SR	14:17.81	3/26/10	3	0.45	3.45	
▶ 5000	20	Brent HANDA	JR	14:26.27	3/26/10	0.8	0.20	1.00	
▶ 10k	5	Jimmy ELAM	SR	29:38.21	4/15/10	12	1.25	13.25	
▶ 10k	27	Brent HANDA	JR	30:28.27	4/15/10	0.35	0.00	0.35	
▶ 10k	28	Joey KOCHLACS	SO	30:28.47	4/15/10	0.3	0.00	0.30	
▶ Steepl	6	Beau ROGERS	SR	8:56.78	3/26/10	10	1.25	11.25	
▶ Steepl	15	Jordan FAIRLEY	SR	9:09.57	5/6/10	2.5	0.29	2.79	
▶ Steepl	16	Miles DUNBAR	SO	9:09.65	5/6/10	2	0.29	2.29	
▶ HJ	6	Ryan BERTUCCI	SR	2.14m	7-¼	5/6/10	10	1.43	11.43
▶ HT	24	Eric WRIGHT	JR	56.06m	183-11	5/6/10	0.5	0.00	0.50
▶ JAV	21	Talor FULFER	JR	58.95m	193-5	5/6/10	0.7	0.00	0.70
▶ DEC	4	Jake NELSON	SR	6,907		3/24/10	14	1.98	15.98
▶ DEC	6	Talor FULFER	JR	6,802		5/6/10	10	1.41	11.41
▶ DEC	9	J. Patrick SMITH	FR	6,668		5/6/10	7	0.84	7.84
▶ DEC	15	Brian BEEMAN	SR	6,462		3/24/10	2.5	0.32	2.82
▶ DEC	30	John BRUNK	FR	6,090		5/6/10	0.2	0.00	0.20

**Team Total 127.62**



# 2010 Outdoor, Week #6

Only those who score >0.01 pts are shown

## MEN

7



### Ashland

Great Lakes Intercollegiate Athletic Conference

▼ 2

Event	Scrd As	Athlete	Yr	Mark	Date	Pl. Pts.	Bonus	TOTAL	
▶ 200m	22	Joe HORN	JR	21.32	4/23/10	0.6	0.21	0.81	
▶ 400m	5	Joe HORN	JR	46.91	4/23/10	12	1.04	13.04	
▶ 400m	6	Cory LAMAR	FR	46.94	4/23/10	10	1.00	11.00	
▶ 400m	20	Edwin SMITH	SR	47.51	4/30/10	0.8	0.27	1.07	
▶ 800m	18	Max HILTNER	JR	1:52.25	4/23/10	1	0.27	1.27	
▶ 800m	25	Tom SCOTT	FR	1:52.57	5/5/10	0.45	0.19	0.64	
▶ 1500	35	Max HILTNER	JR	3:52.39	4/30/10	0.02	0.00	0.02	
▶ 10k	32	Cameron JOHNSON	SO	30:36.14	4/22/10	0.12	0.00	0.12	
▶ H400	15	Alan DUNSON	JR	53.00	5/5/10	2.5	0.28	2.78	
▶ H400	20	Cyrus GRANGER	SO	53.16	5/5/10	0.8	0.20	1.00	
▶ H400	35	Wesley WASHINGTON	SO	53.94	5/5/10	0.02	0.00	0.02	
▶ 4x100	19	Davis, Bellanco, Horn, Lamar		41.22	4/30/10	0.9	0.29	1.19	
▶ 4x400	4	Smith, Bellanco, Horn, Lamar		3:09.14	4/30/10	14	2.16	16.16	
▶ SP	2	Kurt ROBERTS	JR	18.76m	61-6¼	4/30/10	18	3.18	21.18
▶ SP	8	DJ DUKE	FR	17.53m	57-6¼	4/16/10	8	0.91	8.91
▶ SP	14	Blaine MAAG	SR	17.11m	56-1¼	4/3/10	3	0.48	3.48
▶ DISC	10	Blaine MAAG	SR	53.04m	174-0	5/5/10	6	0.75	6.75
▶ DISC	13	Cory MEULEMAN	SO	52.18m	171-2	4/9/10	3.5	0.39	3.89
▶ DISC	27	Chase SNIADOCKI	JR	50.48m	165-7	5/5/10	0.35	0.00	0.35
▶ HT	3	Ryan LOUGHNEY	SO	65.91m	216-3	4/23/10	16	2.65	18.65
▶ HT	6	Mike JEFFERY	JR	63.05m	206-10	3/27/10	10	1.61	11.61
▶ HT	17	Chase SNIADOCKI	JR	57.43m	188-5	4/23/10	1.5	0.11	1.61
▶ HT	25	Blaine MAAG	SR	56.05m	183-10	3/27/10	0.45	0.00	0.45
▶ HT	33	Craig CALL	SO	55.16m	180-11	4/23/10	0.08	0.00	0.08
▶ JAV	30	Tyler KREIM	SO	57.85m	189-9	4/16/10	0.2	0.00	0.20
▶ DEC	26	Nate LOGAN	SR	6,153	5/5/10	0.4	0.00	0.40	
<b>Team Total</b>								<b>126.70</b>	

8



### Central Missouri

Mid-America Intercollegiate Athletics Association

▲ 3

Event	Scrd As	Athlete	Yr	Mark	Date	Pl. Pts.	Bonus	TOTAL	
▶ 100m	25	Eric GRIFFIN	SO	10.58	5/8/10	0.45	0.21	0.66	
▶ 400m	34	Darius WALKER	SO	48.14	5/8/10	0.04	0.00	0.04	
▶ H110	22	Darius WALKER	SO	14.56	5/8/10	0.6	0.15	0.75	
▶ H400	12	Anthony COOPER	JR	52.68	5/8/10	4	0.56	4.56	
▶ H400	16	Darius WALKER	SO	53.03	5/8/10	2	0.27	2.27	
▶ 4x100	12	Walker, Lee, Hopgood, Griffin		41.03	5/8/10	4	0.62	4.62	
▶ 4x400	6	Walker, Cooper, Vogel, Roper		3:10.72	4/21/10	10	1.30	11.30	
▶ HJ	13	Chris MILLENTREE	JR	2.09m	6-10¼	5/8/10	3.5	0.36	3.86
▶ LJ	16	Darius WALKER	SO	7.27mw	23-10¼	5/8/10	2	0.37	2.37
▶ SP	10	Drew FRIZZELL	JR	17.28m	56-8¼	4/23/10	6	0.60	6.60
▶ DISC	14	Drew FRIZZELL	JR	51.79m	169-11	5/8/10	3	0.28	3.28
▶ HT	1	Drew FRIZZELL	JR	66.87m	219-4	5/8/10	20	3.11	23.11
▶ DEC	1	Darius WALKER	SO	7,041	5/8/10	20	2.82	22.82	
▶ DEC	3	Brent VOGEL	SO	6,911	3/18/10	16	2.01	18.01	
▶ DEC	14	Shawn BOSS	SO	6,531	5/8/10	3	0.47	3.47	
<b>Team Total</b>								<b>107.71</b>	

9



### Lincoln (Mo.)

Heartland Conference

unch

Event	Scrd As	Athlete	Yr	Mark	Date	Pl. Pts.	Bonus	TOTAL
▶ 100m	3	Kimour BRUCE	JR	10.39	4/9/10	16	1.55	17.55
▶ 100m	7	Dwain BRYDEN	JR	10.46w	4/30/10	9	0.96	9.96
▶ 100m	25	Mandela CLIFFORD	SO	10.58	4/9/10	0.45	0.21	0.66
▶ 200m	20	Dwain BRYDEN	JR	21.27w	4/30/10	0.8	0.34	1.14
▶ 200m	21	Kimour BRUCE	JR	21.29w	4/30/10	0.7	0.29	0.99
▶ 400m	29	Steve BANTON	JR	47.94	4/30/10	0.25	0.00	0.25
▶ H110	22	Sabiel ANDERSON	SO	14.56	4/9/10	0.6	0.15	0.75
▶ H400	2	Steve BANTON	JR	51.23	4/21/10	18	2.74	20.74
▶ H400	3	Sabiel ANDERSON	SO	52.15	4/14/10	16	1.34	17.34
▶ 4x100	1	Clifford, Terrelonge, Bryden, Bruce		40.13	4/21/10	20	2.97	22.97
▶ 4x400	5	Nougues, Anderson, Celestin, Smith		3:09.65	4/21/10	12	1.88	13.88
<b>Team Total</b>								<b>106.23</b>



# 2010 Outdoor, Week #6

Only those who score >0.01 pts are shown

## MEN

10



### Johnson C. Smith

▼ 2

Central Intercollegiate Athletic Association

Event	Scrd As	Athlete	Yr	Mark	Date	Pl. Pts.	Bonus	TOTAL
▶ 200m	1	Leford GREEN	JR	20.68	4/10/10	20	2.34	22.34
▶ 400m	1	Leford GREEN	JR	45.88	4/2/10	20	2.88	22.88
▶ 400m	13	Akino MING	FR	47.22	4/2/10	3.5	0.64	4.14
▶ 400m	31	Winston BROWN	FR	48.03	4/2/10	0.16	0.00	0.16
▶ H110	6	Andre COLLINS	SO	14.30	4/16/10	10	0.99	10.99
▶ H400	1	Leford GREEN	JR	50.29	4/20/10	20	4.22	24.22
▶ 4x100	31	Cureton, Green, Brown, Harkness		41.60	4/2/10	0.16	0.00	0.16
▶ 4x400	2	Brown, Ming, Callum, Green		3:07.90	4/20/10	18	2.85	20.85
<b>Team Total</b>								<b>105.74</b>

11



### Cal State LA

▼ 1

California Collegiate Athletic Association

Event	Scrd As	Athlete	Yr	Mark	Date	Pl. Pts.	Bonus	TOTAL	
▶ 100m	5	Damein WHITE	SR	10.44	4/15/10	12	1.13	13.13	
▶ 100m	20	Dominic MCGIFFERT	JR	10.57	4/24/10	0.8	0.25	1.05	
▶ 200m	7	Damein WHITE	SR	21.11	4/24/10	9	0.76	9.76	
▶ 200m	8	Dominic MCGIFFERT	JR	21.13	4/24/10	8	0.71	8.71	
▶ 400m	7	Dominic MCGIFFERT	JR	47.01	5/6/10	9	0.91	9.91	
▶ 4x100	4	Ross, White, Como, McGiffert		40.67	4/15/10	14	1.55	15.55	
▶ 4x400	24	Ross, White, Tidwell, McGiffert		3:15.41	3/4/10	0.5	0.00	0.50	
▶ HJ	24	Christopher HICKS	JR	2.04m	6-8½	4/15/10	0.5	0.00	0.50
▶ PV	17	Jordan TYLER	SO	4.91m	16-1½	5/1/10	1.5	0.24	1.74
▶ LJ	9	Josh COMO	JR	7.39m	24-3	4/24/10	7	0.93	7.93
▶ TJ	1	Josh COMO	JR	16.64m	54-7½	4/15/10	20	4.40	24.40
▶ TJ	19	Dameion BERRY-SMITH	FR	14.72m	48-3½	3/12/10	0.9	0.13	1.03
▶ SP	16	Verlondon HARRIS	JR	16.78m	55-½	5/6/10	2	0.23	2.23
<b>Team Total</b>								<b>96.44</b>	

12



### Emporia State

▲ 10

Mid-America Intercollegiate Athletics Association

Event	Scrd As	Athlete	Yr	Mark	Date	Pl. Pts.	Bonus	TOTAL	
▶ 100m	18	Josh SCHULER	JR	10.55w	4/3/10	1	0.36	1.36	
▶ 200m	32	Josh SCHULER	JR	21.42	4/3/10	0.12	0.06	0.18	
▶ H400	5	Vincent HOWZE	SO	52.17	5/8/10	12	1.31	13.31	
▶ Steepl	28	Skyler DELMOTT	SR	9:17.35	5/8/10	0.3	0.00	0.30	
▶ 4x100	10	Hall, Schuler, Howze, Richardson		40.97	4/21/10	6	0.78	6.78	
▶ HJ	11	Dustin ANDREWS	SR	2.11m	6-11	4/3/10	5	0.61	5.61
▶ HJ	13	Briar PLOUDE	FR	2.09m	6-10½	5/8/10	3.5	0.36	3.86
▶ HJ	27	Alex PYLE	SR	2.03m	6-8	4/30/10	0.35	0.00	0.35
▶ HJ	33	Craig SAALFIELD	SR	2.02m	6-7½	5/8/10	0.08	0.00	0.08
▶ PV	8	Zach ROSENBERGER	SR	5.03m	16-6	5/8/10	8	0.94	8.94
▶ LJ	8	Josh HONEYCUTT	JR	7.41m	24-3¼	4/3/10	8	1.06	9.06
▶ TJ	4	Josh HONEYCUTT	JR	15.89mw	52-1½	5/8/10	14	2.16	16.16
▶ TJ	15	Matt KOELLING	SR	14.91m	48-11	5/8/10	2.5	0.33	2.83
▶ TJ	17	Douglas MARSHALL	SR	14.77m	48-5½	4/3/10	1.5	0.18	1.68
▶ DISC	33	Kevin ROULHAC	JR	49.49m	162-4	5/1/10	0.08	0.00	0.08
▶ HT	19	Kevin ROULHAC	JR	56.88m	186-7	5/8/10	0.9	0.02	0.92
▶ DEC	5	Craig SAALFIELD	SR	6,888		5/8/10	12	1.86	13.86
▶ DEC	22	Tony GRANILLO	SO	6,207		5/8/10	0.6	0.00	0.60
<b>Team Total</b>								<b>85.96</b>	

13



### Alaska-Anchorage

▼ 1

Great Northwest Athletic Conference

Event	Scrd As	Athlete	Yr	Mark	Date	Pl. Pts.	Bonus	TOTAL	
▶ 400m	21	Ethan HEWITT	FR	47.62	3/12/10	0.7	0.19	0.89	
▶ 800m	21	Alfred KANGOGO	SO	1:52.50	3/6/10	0.7	0.21	0.91	
▶ 1500	19	Alfred KANGOGO	SO	3:49.46	3/12/10	0.9	0.46	1.36	
▶ 1500	31	Marko CHESETO	JR	3:51.88	3/12/10	0.16	0.00	0.16	
▶ 5000	5	Marko CHESETO	JR	13:58.85	5/8/10	12	1.66	13.66	
▶ 5000	13	Alfred KANGOGO	SO	14:17.74	3/12/10	3.5	0.45	3.95	
▶ 10k	8	Marko CHESETO	JR	29:41.86	4/2/10	8	1.05	9.05	
▶ 10k	33	Alfred KANGOGO	SO	30:39.05	4/2/10	0.08	0.00	0.08	
▶ Steepl	2	Micah CHELIMO	FR	8:49.31	4/15/10	18	2.14	20.14	
▶ Steepl	12	Alfred KANGOGO	SO	9:04.63	4/16/10	4	0.59	4.59	
▶ 4x400	21	Hewitt, Truax, Grant, McLaughlin		3:14.89	5/8/10	0.7	0.00	0.70	
▶ LJ	3	Demetrius PRESTON	JR	7.50mw	24-7¼	3/26/10	16	1.87	17.87
<b>Team Total</b>								<b>73.37</b>	



# 2010 Outdoor, Week #6

Only those who score >0.01 pts are shown

## MEN

**14**



### Grand Valley State ▲ 3

Great Lakes Intercollegiate Athletic Conference

Event	Scrd As	Athlete	Yr	Mark	Date	Pl. Pts.	Bonus	TOTAL	
▶ 800m	42	John DYER	FR	1:53.09	4/15/10		0.07	<b>0.07</b>	
▶ 1500	13	Tyler EMMOREY	JR	3:49.17	4/16/10	3.5	0.57	<b>4.07</b>	
▶ 5000	28	Paul ZIELINSKI	SO	14:31.61	4/15/10	0.3	0.05	<b>0.35</b>	
▶ 5000	32	Ryan TOTH	SO	14:35.32	4/15/10	0.12	0.00	<b>0.12</b>	
▶ 10k	4	Paul ZIELINSKI	SO	29:37.18	3/26/10	14	1.30	<b>15.30</b>	
▶ 10k	19	Anthony WITT	SO	30:07.25	4/15/10	0.9	0.30	<b>1.20</b>	
▶ 10k	29	Nathan KNISELY	SO	30:28.73	4/15/10	0.25	0.00	<b>0.25</b>	
▶ 10k	31	Ross FAASSE	SR	30:35.54	4/15/10	0.16	0.00	<b>0.16</b>	
▶ H110	27	Ryan BROWN	SO	14.61	5/5/10	0.35	0.05	<b>0.40</b>	
▶ Steepl	5	Tyler EMMOREY	JR	8:56.62	4/15/10	12	1.27	<b>13.27</b>	
▶ Steepl	11	Jeff NORDQUIST	SO	9:03.34	4/22/10	5	0.70	<b>5.70</b>	
▶ 4x400	35	Lowe, Thomas, Herring, Rumpf		3:16.39	4/30/10	0.02	0.00	<b>0.02</b>	
▶ HJ	19	Nate MILLER	SR	2.06m	6-9	5/8/10	0.9	0.01	<b>0.91</b>
▶ PV	10	Quinton DENNIS	JR	4.97m	16-3½	5/5/10	6	0.49	<b>6.49</b>
▶ PV	26	Matt GORDENEER	SR	4.85m	15-11	4/30/10	0.4	0.00	<b>0.40</b>
▶ SP	7	Matt ARMSTRONG	SO	17.62m	57-9¾	4/30/10	9	1.04	<b>10.04</b>
▶ SP	11	Donny STIFFLER	FR	17.27m	56-8	4/30/10	5	0.60	<b>5.60</b>
▶ SP	13	Ian EVANS	SR	17.18m	56-4½	4/24/10	3.5	0.53	<b>4.03</b>
▶ DISC	20	Donny STIFFLER	FR	51.14m	167-9	4/24/10	0.8	0.10	<b>0.90</b>

**Team Total 69.27**

**15**



### Colorado Mines ▼ 2

Rocky Mountain Athletic Conference

Event	Scrd As	Athlete	Yr	Mark	Date	Pl. Pts.	Bonus	TOTAL	
▶ 800m	3	Mark HUSTED	SR	1:50.34	4/10/10	16	1.43	<b>17.43</b>	
▶ 800m	11	Ryan HANLEY	FR	1:51.89	4/10/10	5	0.41	<b>5.41</b>	
▶ 800m	33	Mack MCLAIN	SO	1:52.85	4/10/10	0.08	0.13	<b>0.21</b>	
▶ 800m	45	Ben ZYWICKI	JR	1:53.12	4/30/10		0.06	<b>0.06</b>	
▶ 1500	6	Mack MCLAIN	SO	3:48.35	3/19/10	10	0.87	<b>10.87</b>	
▶ 1500	8	Russell DRUMMOND	FR	3:48.51	4/30/10	8	0.81	<b>8.81</b>	
▶ 1500	12	Ben ZYWICKI	JR	3:49.16	4/16/10	4	0.57	<b>4.57</b>	
▶ 1500	26	Mark HUSTED	SR	3:50.78	4/16/10	0.4	0.12	<b>0.52</b>	
▶ 5000	10	Ben ZYWICKI	JR	14:10.95	4/15/10	6	0.81	<b>6.81</b>	
▶ 5000	12	Mack MCLAIN	SO	14:16.58	4/15/10	4	0.49	<b>4.49</b>	
▶ 10k	22	Ben ZYWICKI	JR	30:15.34	3/28/10	0.6	0.16	<b>0.76</b>	
▶ 10k	23	Aaron SWIFT	JR	30:18.66	4/15/10	0.55	0.11	<b>0.66</b>	
▶ Steepl	10	Tyler CURTIS	FR	9:03.25	4/16/10	6	0.71	<b>6.71</b>	
▶ HJ	21	David STUART	SR	2.05m	6-8¾	4/15/10	0.7	0.00	<b>0.70</b>
▶ SP	26	Nick ZEHRING	SR	16.31m	53-6¾	4/10/10	0.4	0.00	<b>0.40</b>
▶ HT	35	Nick ZEHRING	SR	55.11m	180-9	4/30/10	0.02	0.00	<b>0.02</b>

**Team Total 68.45**

**16**



### Albany State (Ga.) unch

Southern Intercollegiate Athletic Conference

Event	Scrd As	Athlete	Yr	Mark	Date	Pl. Pts.	Bonus	TOTAL
▶ 100m	20	Antoine THOMAS	SR	10.57	4/15/10	0.8	0.25	<b>1.05</b>
▶ 200m	3	Antoine THOMAS	SR	20.80	4/3/10	16	1.86	<b>17.86</b>
▶ 400m	9	Antoine THOMAS	SR	47.07	5/7/10	7	0.83	<b>7.83</b>
▶ H110	3	Ronnie MCGIRT	SR	14.10	4/3/10	16	2.07	<b>18.07</b>
▶ H110	9	Nehemyah PRICE	SO	14.35	4/3/10	7	0.79	<b>7.79</b>
▶ 4x100	5	Jackson, McGirt, Price, Taylor		40.72	4/3/10	12	1.42	<b>13.42</b>
▶ 4x400	26	Jackson, Jones, Ruff, Smith		3:15.48	3/18/10	0.4	0.00	<b>0.40</b>

**Team Total 66.43**






# 2010 Outdoor, Week #6

Only those who score >0.01 pts are shown

## MEN

17




### UC San Diego

California Collegiate Athletic Association

▼ **3**

Event	Scrd As	Athlete	Yr	Mark	Date	Pl. Pts.	Bonus	TOTAL	
▶ 800m	6	Daniel ANDERSON	SR	1:50.56	4/10/10	10	1.27	<b>11.27</b>	
▶ H110	29	Leon BAHAM	SR	14.62	4/17/10	0.25	0.03	<b>0.28</b>	
▶ H400	6	Leon BAHAM	SR	52.18	4/23/10	10	1.30	<b>11.30</b>	
▶ H400	18	Tobias HASWELL	JR	53.05	3/27/10	1	0.26	<b>1.26</b>	
▶ 4x400	27	Dyer, Dieffenbach, Anderson, Baham		3:15.60	4/17/10	0.35	0.00	<b>0.35</b>	
▶ HJ	1	Casey RYAN	SR	2.22m	7-3/4	3/13/10	20	4.19	<b>24.19</b>
▶ SP	35	Fred COOK	SR	16.07m	52-8 1/2	5/6/10	0.02	0.00	<b>0.02</b>
▶ HT	18	Fred COOK	SR	57.34m	188-1	3/12/10	1	0.10	<b>1.10</b>
▶ JAV	4	Nick HOWE	SO	67.20m	220-5	4/8/10	14	2.30	<b>16.30</b>
<b>Team Total</b>								<b>66.07</b>	

18




### Missouri S&T

Great Lakes Valley Conference

▲ **1**

Event	Scrd As	Athlete	Yr	Mark	Date	Pl. Pts.	Bonus	TOTAL	
▶ 400m	25	Bryan KLUGE	JR	47.89	4/17/10	0.45	0.02	<b>0.47</b>	
▶ 800m	29	Brendan SMITH	JR	1:52.69	5/7/10	0.25	0.16	<b>0.41</b>	
▶ 800m	30	Bryan KLUGE	JR	1:52.72	4/3/10	0.2	0.16	<b>0.36</b>	
▶ H110	18	Terry ROBINSON	SO	14.49	5/7/10	1	0.28	<b>1.28</b>	
▶ H110	26	Derick WINKLE	SO	14.57	5/7/10	0.4	0.13	<b>0.53</b>	
▶ H400	4	Terry ROBINSON	SO	52.16	3/26/10	14	1.33	<b>15.33</b>	
▶ Steepl	27	Allen ERNST	JR	9:17.16	4/9/10	0.35	0.00	<b>0.35</b>	
▶ 4x100	14	Wilson, Vessell, Martin, Robinson		41.07	4/9/10	3	0.55	<b>3.55</b>	
▶ 4x400	9	Kluge, Smith, Etzold, Robinson		3:12.12	4/21/10	7	0.73	<b>7.73</b>	
▶ PV	3	Peter HOLLENBECK	SR	5.10m	16-8 1/2	4/3/10	16	1.71	<b>17.71</b>
▶ PV	6	Dan HELLWIG	JR	5.06m	16-7 1/2	5/7/10	10	1.23	<b>11.23</b>
▶ LJ	20	Elijah THOMAS	SO	7.20mw	23-7 1/2	4/10/10	0.8	0.14	<b>0.94</b>
▶ TJ	27	Joe SMITH	FR	14.42m	47-3 1/2	5/7/10	0.35	0.00	<b>0.35</b>
▶ DEC	23	Peter HOLLENBECK	SR	6,181	5/7/10	0.55	0.00	<b>0.55</b>	
<b>Team Total</b>								<b>60.78</b>	

19




### Findlay

Great Lakes Intercollegiate Athletic Conference

▼ **4**

Event	Scrd As	Athlete	Yr	Mark	Date	Pl. Pts.	Bonus	TOTAL	
▶ 100m	8	Lyndon JOHNSON	SO	10.47	4/30/10	8	0.88	<b>8.88</b>	
▶ 200m	10	Lyndon JOHNSON	SO	21.16	4/30/10	6	0.63	<b>6.63</b>	
▶ 400m	11	Curtis SMITHEY	SO	47.18	4/30/10	5	0.69	<b>5.69</b>	
▶ 4x400	7	Schaible, Johnson, Bernard, Smithey		3:11.63	4/7/10	9	0.91	<b>9.91</b>	
▶ HJ	15	Cory VALES	SO	2.08m	6-9 1/4	4/9/10	2.5	0.24	<b>2.74</b>
▶ SP	6	Derrick VICARS	SO	17.93m	58-10	4/23/10	10	1.49	<b>11.49</b>
▶ SP	20	Nathaniel KURTZ	JR	16.52m	54-2 1/2	4/3/10	0.8	0.04	<b>0.84</b>
▶ DISC	7	Derrick VICARS	SO	53.64m	176-0	4/7/10	9	1.09	<b>10.09</b>
▶ HT	29	Derrick VICARS	SO	55.87m	183-3	4/16/10	0.25	0.00	<b>0.25</b>
▶ HT	30	Nathaniel KURTZ	JR	55.79m	183-0	4/23/10	0.2	0.00	<b>0.20</b>
▶ JAV	20	Cody CROCKETT	SO	59.28m	194-6	4/3/10	0.8	0.00	<b>0.80</b>
<b>Team Total</b>								<b>57.51</b>	

20



### Texas A&M-Kingsville

Lone Star Conference

▲ **14**

Event	Scrd As	Athlete	Yr	Mark	Date	Pl. Pts.	Bonus	TOTAL	
▶ 100m	11	Tommy SINGLETARY	FR	10.49	5/7/10	5	0.71	<b>5.71</b>	
▶ 200m	24	Tommy SINGLETARY	FR	21.35w	5/7/10	0.5	0.15	<b>0.65</b>	
▶ 200m	26	Jonathan WOODSON	FR	21.38w	5/7/10	0.4	0.11	<b>0.51</b>	
▶ H400	9	Sergio RIOS	FR	52.47	3/31/10	7	0.87	<b>7.87</b>	
▶ 4x100	7	Price, Woodson, Singletary, Davis		40.76	5/7/10	9	1.32	<b>10.32</b>	
▶ 4x400	17	Rios, Davis, Gibson, Washington		3:13.94	4/8/10	1.5	0.13	<b>1.63</b>	
▶ HJ	24	Trent HESSELTINE	SO	2.04m	6-8 1/4	4/8/10	0.5	0.00	<b>0.50</b>
▶ LJ	2	Connell DAVIS	JR	7.51m	24-7 1/2	5/7/10	18	1.97	<b>19.97</b>
▶ LJ	14	CJ GRIGGS	FR	7.31mw	23-11 1/2	4/8/10	3	0.50	<b>3.50</b>
▶ LJ	29	Isaiah GLOVER	FR	7.12m	23-4 1/2	4/8/10	0.25	0.00	<b>0.25</b>
▶ TJ	13	CJ GRIGGS	FR	14.95m	49- 3/4	4/17/10	3.5	0.37	<b>3.87</b>
▶ TJ	18	Isaiah GLOVER	FR	14.74m	48-4 1/2	4/8/10	1	0.15	<b>1.15</b>
▶ TJ	23	Micah FRANKS	SO	14.59m	47-10 1/2	4/17/10	0.55	0.00	<b>0.55</b>
<b>Team Total</b>								<b>56.46</b>	



# 2010 Outdoor, Week #6

Only those who score >0.01 pts are shown

## MEN

21



### American International University

Northeast-10 Conference

Event	Scrd As	Athlete	Yr	Mark	Date	Pl. Pts.	Bonus	TOTAL	
▶ 400m	12	Dominic SMITH	SO	47.19	5/1/10	4	0.68	4.68	
▶ 400m	27	Carlton WILDMAN	JR	47.91	5/1/10	0.35	0.01	0.36	
▶ 800m	46	Emile BARNETT	JR	1:53.18	5/6/10		0.05	0.05	
▶ 10k	6	Glarus ROP	FR	29:39.25	4/20/10	10	1.19	11.19	
▶ 4x400	10	Mullinix, Barnett, Wildman, Smith		3:12.52	5/6/10	6	0.59	6.59	
▶ HJ	2	Noel JAMES	FR	2.15m	7-½	4/10/10	18	1.78	19.78
▶ HJ	10	Dylan MOORE	FR	2.12m	6-11½	4/3/10	6	0.84	6.84
▶ HJ	27	Terri GOLDSON	JR	2.03m	6-8	5/1/10	0.35	0.00	0.35
▶ LJ	12	Maurice CALEDA	JR	7.32m	24-¾	5/1/10	4	0.53	4.53
▶ TJ	24	Maurice CALEDA	JR	14.53m	47-8	4/20/10	0.5	0.00	0.50
▶ JAV	27	Justin ROBERTS	JR	58.10m	190-7	4/3/10	0.35	0.00	0.35

**Team Total 55.21**

22



### Western State

Rocky Mountain Athletic Conference

▼ 2

Event	Scrd As	Athlete	Yr	Mark	Date	Pl. Pts.	Bonus	TOTAL
▶ 5000	15	Loren AHONEN	JR	14:19.28	4/15/10	2.5	0.41	2.91
▶ 5000	26	Sean BROWN	JR	14:30.82	3/26/10	0.4	0.07	0.47
▶ 5000	33	Glen WATTS	SR	14:35.38	4/16/10	0.08	0.00	0.08
▶ 5000	35	Iain DONNAN	SR	14:35.68	4/15/10	0.02	0.00	0.02
▶ 10k	15	Sean BROWN	JR	29:59.04	4/15/10	2.5	0.46	2.96
▶ 10k	34	Cordell BAKER	FR	30:39.86	4/15/10	0.04	0.00	0.04
▶ Steepl	3	Loren AHONEN	JR	8:49.69	4/15/10	16	2.09	18.09
▶ Steepl	7	Glen WATTS	SR	8:59.77	4/15/10	9	1.00	10.00
▶ Steepl	8	David FLYNN	FR	9:01.57	4/15/10	8	0.85	8.85
▶ Steepl	9	Tyler RASMUSSEN	JR	9:01.81	4/15/10	7	0.83	7.83
▶ DEC	16	Cody SANDERS	JR	6,449	4/15/10	2	0.29	2.29

**Team Total 53.54**

23



### Western Washington

Great Northwest Athletic Conference

▼ 5

Event	Scrd As	Athlete	Yr	Mark	Date	Pl. Pts.	Bonus	TOTAL	
▶ 1500	30	Anthony TOMSICH	SR	3:51.83	4/30/10	0.2	0.00	0.20	
▶ 5000	16	Jordan WELLING	JR	14:19.87	4/30/10	2	0.39	2.39	
▶ 5000	25	Bennett GRIMES	JR	14:30.50	4/30/10	0.45	0.08	0.53	
▶ 5000	31	Anthony TOMSICH	SR	14:34.83	4/15/10	0.16	0.00	0.16	
▶ 10k	9	Jordan WELLING	JR	29:45.92	4/15/10	7	0.91	7.91	
▶ 10k	17	Bennett GRIMES	JR	30:05.10	4/15/10	1.5	0.34	1.84	
▶ 10k	21	Blake MEDHAUG	JR	30:14.91	4/15/10	0.7	0.17	0.87	
▶ 4x100	35	Thomsen, Zackery, Gruger, Tilley		41.72	4/23/10	0.02	0.00	0.02	
▶ PV	1	Ryan BROWN	JR	5.36m	17-7	5/8/10	20	4.85	24.85
▶ DISC	18	Ben ELDER	JR	51.32m	168-4	4/9/10	1	0.15	1.15
▶ DISC	29	Michael HOFFMAN	JR	49.92m	163-9	4/30/10	0.25	0.00	0.25
▶ HT	11	Michael HOFFMAN	JR	59.37m	194-9	4/23/10	5	0.44	5.44
▶ JAV	16	Alex HARRISON	JR	60.31m	197-10	5/3/10	2	0.18	2.18
▶ DEC	11	Alex HARRISON	JR	6,625	4/14/10	5	0.67	5.67	

**Team Total 53.47**

24



### Hillsdale

Great Lakes Intercollegiate Athletic Conference

▼ 1

Event	Scrd As	Athlete	Yr	Mark	Date	Pl. Pts.	Bonus	TOTAL	
▶ 400m	30	Jared KROUT	SR	47.96	3/25/10	0.2	0.00	0.20	
▶ Steepl	26	Charles WYSONG	JR	9:16.42	4/22/10	0.4	0.01	0.41	
▶ 4x100	22	Danko, Krout, Shoup, Dooley		41.30	4/22/10	0.6	0.16	0.76	
▶ LJ	4	Jared KROUT	SR	7.49m	24-7	4/22/10	14	1.78	15.78
▶ LJ	34	Andre HOLMES	SO	7.10m	23-3½	5/5/10	0.04	0.00	0.04
▶ HT	2	Jason STOMPS	SR	66.39m	217-9	5/5/10	18	2.88	20.88
▶ HT	5	Aaron FALK	SR	64.04m	210-1	4/16/10	12	1.94	13.94
▶ HT	21	Justin DAILEY	JR	56.52m	185-5	4/22/10	0.7	0.00	0.70

**Team Total 52.71**





# 2010 Outdoor, Week #6

Only those who score >0.01 pts are shown

## MEN

25



**Missouri Southern** ▲ 7

Mid-America Intercollegiate Athletics Association

Event	Scrd As	Athlete	Yr	Mark	Date	Pl. Pts.	Bonus	TOTAL	
▶ 100m	15	Jordan PATTON	SR	10.53	4/23/10	2.5	0.47	2.97	
▶ 200m	35	Jordan PATTON	SR	21.44	4/23/10	0.02	0.03	0.05	
▶ 1500	3	Brennan BENKERT	SR	3:47.27	5/8/10	16	1.28	17.28	
▶ 1500	21	Aki NUMMELA	JR	3:49.59	4/30/10	0.7	0.42	1.12	
▶ 10k	16	Brennan BENKERT	SR	30:03.51	4/15/10	2	0.37	2.37	
▶ 4x100	8	Bembry, Patton, Khan, Wright		40.93	4/23/10	8	0.88	8.88	
▶ HJ	15	Corey REYNOLDS	JR	2.08m	6-9"	4/23/10	2.5	0.24	2.74
▶ HJ	19	Chris BROWN	JR	2.06m	6-9"	5/8/10	0.9	0.01	0.91
▶ PV	23	Corey SHUMATE	SR	4.87m	15-11"	4/16/10	0.55	0.08	0.63
▶ PV	30	Michael JUERGENS	FR	4.83m	15-10"	5/8/10	0.2	0.00	0.20
▶ LJ	25	Taylor MCCLELLAND	FR	7.18m	23-6"	5/8/10	0.45	0.07	0.52
▶ TJ	28	Jerry JONES	FR	14.41m	47-3"	5/8/10	0.3	0.00	0.30
▶ SP	22	James COLEMAN	FR	16.36m	53-8"	5/8/10	0.6	0.00	0.60
▶ SP	27	Seth HACKNEY	SO	16.29m	53-5"	4/23/10	0.35	0.00	0.35
▶ DISC	6	James COLEMAN	FR	53.72m	176-3"	5/8/10	10	1.13	11.13

**Team Total 50.05**

26



**Bowie State** ▲ 1

Central Intercollegiate Athletic Association

Event	Scrd As	Athlete	Yr	Mark	Date	Pl. Pts.	Bonus	TOTAL	
▶ 400m	24	Jamin GALLMAN	JR	47.87	3/26/10	0.5	0.03	0.53	
▶ H110	19	Alonzo WILLIAMS	FR	14.50	5/6/10	0.9	0.26	1.16	
▶ 4x100	13	Bailey, Gallman, Smothers, Williams		41.05	5/6/10	3.5	0.58	4.08	
▶ HJ	2	Aaron JOHNSON	SR	2.15m	7-½"	3/26/10	18	1.78	19.78
▶ LJ	1	William BAILEY	FR	7.59m	24-11"	4/29/10	20	2.73	22.73
▶ TJ	35	Devin RICHARDS	JR	14.26m	46-9"	4/2/10	0.02	0.00	0.02

**Team Total 48.30**

27



**Neb.-Kearney** ▼ 2

Rocky Mountain Athletic Conference

Event	Scrd As	Athlete	Yr	Mark	Date	Pl. Pts.	Bonus	TOTAL	
▶ 400m	35	Alex PAUL	SO	48.15	4/30/10	0.02	0.00	0.02	
▶ H400	34	Nathan ROGERS	SO	53.91	4/3/10	0.04	0.00	0.04	
▶ TJ	10	Marty MOLINA	FR	15.11m	49-7"	4/16/10	6	0.54	6.54
▶ TJ	24	Clifford BODIE	JR	14.53m	47-8"	4/30/10	0.5	0.00	0.50
▶ SP	4	Dane TOBEY	JR	18.15m	59-6"	4/21/10	14	1.89	15.89
▶ DISC	1	Dane TOBEY	JR	56.96m	186-10"	4/30/10	20	3.54	23.54
▶ DISC	23	Drew ONNEN	JR	51.06m	167-6"	4/3/10	0.55	0.07	0.62
▶ DISC	28	Kyle GLIDDEN	SO	50.24m	164-10"	4/24/10	0.3	0.00	0.30
▶ HT	23	Rich MOURER	SR	56.29m	184-8"	4/30/10	0.55	0.00	0.55
▶ HT	28	Nick THEIS	SR	55.90m	183-4"	4/24/10	0.3	0.00	0.30

**Team Total 48.30**

28



**UMass Lowell** ▲ 1

Northeast-10 Conference

Event	Scrd As	Athlete	Yr	Mark	Date	Pl. Pts.	Bonus	TOTAL	
▶ 200m	29	Evan WHITE	FR	21.41	5/6/10	0.25	0.07	0.32	
▶ 400m	4	Doug CAVES	SR	46.76	5/6/10	14	1.24	15.24	
▶ 400m	23	Donte BROWN	JR	47.84	3/18/10	0.55	0.05	0.60	
▶ 1500	18	Angus MACDONALD	SO	3:49.45	5/6/10	1	0.47	1.47	
▶ 1500	20	Ruben SANCA	SR	3:49.53	5/1/10	0.8	0.44	1.24	
▶ 5000	7	Ruben SANCA	SR	14:05.39	4/15/10	9	1.15	10.15	
▶ 5000	24	Angus MACDONALD	SO	14:29.69	4/15/10	0.5	0.10	0.60	
▶ 10k	11	Ruben SANCA	SR	29:49.48	3/18/10	5	0.79	5.79	
▶ H400	16	Robert LIEKWEG	JR	53.03	5/6/10	2	0.27	2.27	
▶ Steepl	14	Tim GUERIN	SR	9:05.47	3/18/10	3	0.53	3.53	
▶ Steepl	29	Steve O'BRIEN	SR	9:17.57	5/6/10	0.25	0.00	0.25	
▶ 4x400	18	Bennett, Liekweg, Cannistraro, Caves		3:13.97	5/6/10	1	0.12	1.12	
▶ SP	25	Cory MURRAY	JR	16.35m	53-7"	4/3/10	0.45	0.00	0.45

**Team Total 43.01**



# 2010 Outdoor, Week #6

Only those who score >0.01 pts are shown

## MEN

29



### Northwest Missouri ▲ 9

Mid-America Intercollegiate Athletics Association

Event	Scrd As	Athlete	Yr	Mark	Date	Pl. Pts.	Bonus	TOTAL
▶ 100m	37	John MILES	SR	10.65	4/3/10		0.02	0.02
▶ H110	4	Tyler SHAW	SO	14.18	5/8/10	14	1.59	15.59
▶ Steepl	21	T.R. PURSELL	JR	9:13.50	5/8/10	0.7	0.13	0.83
▶ 4x100	27	Adema-Schulte, Shaw, Okonta, Miles		41.45	4/30/10	0.35	0.00	0.35
▶ PV	30	Will HAER	FR	4.83m	15-10 5/8/10	0.2	0.00	0.20
▶ TJ	35	Porter GROVES	FR	14.26mw	46-9½ 4/3/10	0.02	0.00	0.02
▶ SP	3	Ben MCKIM	SR	18.21m	59-9 4/24/10	16	2.01	18.01
▶ SP	22	Eric RICKERT	SR	16.36m	53-8¼ 5/8/10	0.6	0.00	0.60
▶ SP	29	John PETROFF	FR	16.20m	53-1¼ 4/30/10	0.25	0.00	0.25
▶ DISC	25	John PETROFF	FR	50.93m	167-1 4/30/10	0.45	0.04	0.49
▶ DISC	32	Ben MCKIM	SR	49.63m	162-10 5/8/10	0.12	0.00	0.12
▶ HT	12	Ben MCKIM	SR	58.89m	193-2 5/8/10	4	0.36	4.36

**Team Total 40.84**

30



### West Texas A&M ▲ 18

Lone Star Conference

Event	Scrd As	Athlete	Yr	Mark	Date	Pl. Pts.	Bonus	TOTAL
▶ Steepl	30	Luke IRWIN	FR	9:17.89	5/7/10	0.2	0.00	0.20
▶ HJ	21	Gage MAYER	SO	2.05m	6-8¼ 3/26/10	0.7	0.00	0.70
▶ DISC	2	Servell DANDRIDGE	FR	56.83m	186-5 5/7/10	18	3.43	21.43
▶ DISC	19	Jonathon LINDSEY	FR	51.19m	167-11 4/10/10	0.9	0.11	1.01
▶ JAV	10	Eldon GRIMSLID	SR	61.79m	202-8 5/7/10	6	0.46	6.46
▶ DEC	7	Eldon GRIMSLID	SR	6,775	5/7/10	9	1.29	10.29

**Team Total 40.10**

31



### East Stroudsburg ▼ 5

Pennsylvania State Athletic Conference

Event	Scrd As	Athlete	Yr	Mark	Date	Pl. Pts.	Bonus	TOTAL
▶ 400m	26	Chris REDDICK	SR	47.90	4/3/10	0.4	0.01	0.41
▶ 400m	32	Negus GRAHAM	JR	48.09	4/3/10	0.12	0.00	0.12
▶ 4x100	26	Ashfield, Melhorn, Reddick, McCloskey		41.41	4/30/10	0.4	0.03	0.43
▶ 4x400	19	Reddick, Pammer, Graham, Melhorn		3:14.29	5/8/10	0.9	0.06	0.96
▶ PV	15	Matthew GALLUP	SR	4.95m	16-2¼ 4/9/10	2.5	0.41	2.91
▶ LJ	14	Drew MILLER	SR	7.31m	23-11¼ 4/30/10	3	0.50	3.50
▶ TJ	5	Drew MILLER	SR	15.46m	50-8¼ 4/30/10	12	1.14	13.14
▶ HT	7	Paul WAGNER	SR	61.94m	203-2 4/17/10	9	1.25	10.25
▶ JAV	12	Josh HONTZ	SO	61.55m	201-11 4/30/10	4	0.42	4.42
▶ JAV	15	Bill BUIS	JR	60.47m	198-4 4/23/10	2.5	0.21	2.71

**Team Total 38.85**

32



### Tarleton State ▼ 8

Lone Star Conference

Event	Scrd As	Athlete	Yr	Mark	Date	Pl. Pts.	Bonus	TOTAL
▶ 100m	20	Jamal MAYS	SO	10.57	5/7/10	0.8	0.25	1.05
▶ 800m	34	Jared NCNEIL	JR	1:52.87	5/1/10	0.04	0.12	0.16
▶ 1500	15	Jared NCNEIL	JR	3:49.26	4/24/10	2.5	0.54	3.04
▶ H110	8	Garrett THOMAS	SR	14.33	3/11/10	8	0.87	8.87
▶ SP	17	Casey KEETER	JR	16.67m	54-8¼ 3/26/10	1.5	0.15	1.65
▶ DISC	4	Nolan EUBANKS	JR	54.75m	179-7 4/1/10	14	1.71	15.71
▶ DISC	11	Hayden EUBANKS	SO	52.49m	172-2 4/1/10	5	0.48	5.48
▶ DISC	15	Casey KEETER	JR	51.74m	169-9 5/7/10	2.5	0.27	2.77

**Team Total 38.73**



# 2010 Outdoor, Week #6

Only those who score >0.01 pts are shown

## MEN

33



**Indianapolis**

Great Lakes Valley Conference

▼ 5

Event	Scrd As	Athlete	Yr	Mark	Date	Pl. Pts.	Bonus	TOTAL	
▶ 100m	9	Frederick HELM	SR	10.48w	4/9/10	7	0.79	7.79	
▶ H400	26	Jermel KINDRED	FR	53.58	4/24/10	0.4	0.00	0.40	
▶ 4x100	9	Hudi, Flournoy, Smith, Helm		40.95	4/9/10	7	0.83	7.83	
▶ 4x400	20	Smith, Brittain, Kindred, Flournoy		3:14.78	4/9/10	0.8	0.00	0.80	
▶ LJ	18	Jerel FLOURNOY	SO	7.23m	23-8¾	4/9/10	1	0.24	1.24
▶ LJ	19	Randall HUDI	SO	7.21m	23-8	5/7/10	0.9	0.17	1.07
▶ SP	33	Shane WYANT	FR	16.12m	52-10¾	3/20/10	0.08	0.00	0.08
▶ HT	8	Craig MYERS	JR	60.25m	197-8	4/2/10	8	0.69	8.69
▶ JAV	8	Seth GALLOWAY	JR	63.23m	207-5	3/27/10	8	0.85	8.85

**Team Total 36.74**

34



**Southern Connecticut**

Northeast-10 Conference

▼ 4

Event	Scrd As	Athlete	Yr	Mark	Date	Pl. Pts.	Bonus	TOTAL	
▶ 400m	14	Richard JACKSON	SR	47.26	5/1/10	3	0.59	3.59	
▶ 800m	3	Selasi LUMAX	SO	1:50.34	4/10/10	16	1.43	17.43	
▶ 800m	38	Brian ROBBINS	JR	1:52.97	4/10/10	0.10	0.00	0.10	
▶ 800m	48	Josh PERRY	SO	1:53.24	5/1/10	0.03	0.00	0.03	
▶ Steepl	32	Joseph POULSEN	JR	9:19.17	5/1/10	0.12	0.00	0.12	
▶ 4x400	8	Sharpe, Jean-Baptiste, Jackson, Lumax		3:11.79	5/6/10	8	0.85	8.85	
▶ PV	12	Ryan WHITEHEAD	SR	4.96m	16-3¾	5/1/10	4	0.45	4.45
▶ PV	18	Patrick WASZCZAK	JR	4.90m	16-¾	4/10/10	1	0.20	1.20
▶ LJ	29	Akeem ELLIOTT	SO	7.12m	23-4¾	5/1/10	0.25	0.00	0.25

**Team Total 36.02**

35



**Stonehill**

Northeast-10 Conference

▲ 7

Event	Scrd As	Athlete	Yr	Mark	Date	Pl. Pts.	Bonus	TOTAL	
▶ 800m	48	Sean HANLON	FR	1:53.24	5/6/10		0.03	0.03	
▶ 1500	17	Patrick FULLERTON	JR	3:49.27	5/6/10	1.5	0.53	2.03	
▶ H110	7	Corey THOMAS	FR	14.32	5/1/10	9	0.91	9.91	
▶ HJ	2	Corey THOMAS	FR	2.15m	7-¾	5/6/10	18	1.78	19.78
▶ HJ	15	Joe D'AGOSTINO	SR	2.08m	6-9¾	5/1/10	2.5	0.24	2.74

**Team Total 34.50**

36



**Metro State**

Rocky Mountain Athletic Conference

▼ 3

Event	Scrd As	Athlete	Yr	Mark	Date	Pl. Pts.	Bonus	TOTAL
▶ 800m	1	Anthony LUNA	SR	1:49.10	4/15/10	20	2.35	22.35
▶ 800m	9	Shawn LINDBOM	JR	1:51.21	4/30/10	7	0.80	7.80
▶ 800m	44	Carl ARNOLD III	SO	1:53.10	4/15/10		0.07	0.07
▶ 1500	15	Carl ARNOLD III	SO	3:49.26	4/30/10	2.5	0.54	3.04
▶ 1500	27	Rick BOGATAY	SR	3:50.95	4/30/10	0.35	0.10	0.45
▶ 1500	33	Anthony LUNA	SR	3:52.31	4/30/10	0.08	0.00	0.08

**Team Total 33.79**

37



**Queens (N.C.)**

Conference Carolinas

▲ 2

Event	Scrd As	Athlete	Yr	Mark	Date	Pl. Pts.	Bonus	TOTAL
▶ 800m	16	Nelson MWANGI	SO	1:52.15	4/10/10	2	0.29	2.29
▶ 1500	7	Simon STUETZEL	SO	3:48.49	5/8/10	9	0.82	9.82
▶ 5000	2	Michael CROUCH	JR	13:53.37	5/1/10	18	2.16	20.16
▶ 10k	30	Michael CROUCH	JR	30:31.30	4/16/10	0.2	0.00	0.20

**Team Total 32.48**

38



**UPR Mayaguez**

Liga Atlética Interuniversitaria de Puerto Rico

▼ 7

Event	Scrd As	Athlete	Yr	Mark	Date	Pl. Pts.	Bonus	TOTAL	
▶ 200m	9	Luis GONZALEZ	JR	21.14	4/16/10	7	0.68	7.68	
▶ 4x100	14	Paris, Figueroa, Medero, González		41.07	4/16/10	3	0.55	3.55	
▶ JAV	2	Felipe ORTIZ	JR	68.27m	223-11	4/16/10	18	2.81	20.81

**Team Total 32.04**

39



**Harding**

Gulf South Conference

▼ 4

Event	Scrd As	Athlete	Yr	Mark	Date	Pl. Pts.	Bonus	TOTAL
▶ 800m	31	Daniel KIRWA	JR	1:52.73	4/3/10	0.16	0.15	0.31
▶ 800m	52	Frank BOLLING	JR	1:53.32	3/27/10		0.01	0.01
▶ 5000	18	Daniel KIRWA	JR	14:24.54	3/20/10	1	0.25	1.25
▶ 5000	19	Philip BIWOTT	SO	14:25.79	3/20/10	0.9	0.22	1.12
▶ 10k	3	Daniel KIRWA	JR	29:24.09	4/15/10	16	1.99	17.99
▶ 10k	14	Philip BIWOTT	SO	29:54.02	4/15/10	3	0.63	3.63
▶ 4x400	16	Howard, Stewart, Russ, Arnold		3:13.85	5/1/10	2	0.14	2.14

**Team Total 26.46**



# 2010 Outdoor, Week #6

Only those who score >0.01 pts are shown

## MEN

40



### Chadron State

Rocky Mountain Athletic Conference

▲ 3

Event	Scrd As	Athlete	Yr	Mark	Date	Pl. Pts.	Bonus	TOTAL	
▶ H110	9	Karl MCFARLANE	FR	14.35	4/3/10	7	0.79	7.79	
▶ H110	14	Brandon HARRINGTON	SR	14.47	4/3/10	3	0.33	3.33	
▶ H400	31	Lincoln PROUD	SO	53.78	4/3/10	0.16	0.00	0.16	
▶ LJ	34	Lanar NEWMAN	SO	7.10m	23-3½	4/30/10	0.04	0.00	0.04
▶ TJ	10	Brandon HARRINGTON	SR	15.11m	49-7	4/10/10	6	0.54	6.54
▶ TJ	29	Riley NORTHROP	SR	14.39mw	47-2½	4/15/10	0.25	0.00	0.25
▶ SP	9	Cody HUNT	SO	17.38m	57-¼	4/30/10	7	0.70	7.70

**Team Total 25.80**

41



### Morehouse

Southern Intercollegiate Athletic Conference

▲ 4

Event	Scrd As	Athlete	Yr	Mark	Date	Pl. Pts.	Bonus	TOTAL	
▶ 100m	9	Lemario BLAND	JR	10.48	5/8/10	7	0.79	7.79	
▶ 400m	32	Chevon CUNNINGHAM	SR	48.09	5/9/10	0.12	0.00	0.12	
▶ 800m	16	Dreyfus CLEMONS	JR	1:52.15	5/8/10	2	0.29	2.29	
▶ H400	25	Tony REYNOLDS	SO	53.54	5/8/10	0.45	0.02	0.47	
▶ 4x400	13	Buckner, Derizzio, Tinsley, Cunningham		3:13.18	4/3/10	3.5	0.36	3.86	
▶ HJ	27	Justin OLIVER	JR	2.03m	6-8	4/15/10	0.35	0.00	0.35
▶ TJ	9	Barry BATSON	SR	15.26m	50-¾	4/15/10	7	0.74	7.74
▶ TJ	21	David LEE	FR	14.66m	48-1¼	4/10/10	0.7	0.07	0.77
▶ SP	34	Turner COGGINS	JR	16.10m	52-10	4/24/10	0.04	0.00	0.04
▶ JAV	23	Matt TUFFUOR	JR	58.77m	192-9	3/5/10	0.55	0.00	0.55
▶ DEC	29	Matt TUFFUOR	JR	6,100		4/15/10	0.25	0.00	0.25

**Team Total 24.23**

42



### Bemidji State

Northern Sun Intercollegiate Conference

▼ 2

Event	Scrd As	Athlete	Yr	Mark	Date	Pl. Pts.	Bonus	TOTAL	
▶ PV	23	Raphael GELO	FR	4.87m	15-11½	5/7/10	0.55	0.08	0.63
▶ PV	35	Zac PREBLE	SR	4.80m	15-9	4/20/10	0.02	0.00	0.02
▶ DEC	2	Zac PREBLE	SR	7,026		4/11/10	18	2.72	20.72
▶ DEC	33	Tandy JUELL	FR	6,051		5/7/10	0.08	0.00	0.08

**Team Total 21.45**

43



### Cal State Stanislaus

California Collegiate Athletic Association

▲ 4

Event	Scrd As	Athlete	Yr	Mark	Date	Pl. Pts.	Bonus	TOTAL	
▶ 800m	35	Terrance ELLIS	FR	1:52.88	5/6/10	0.02	0.12	0.14	
▶ 4x400	23	Gross, Ellis, Ooten, Johnson		3:15.26	5/6/10	0.55	0.00	0.55	
▶ PV	2	Kasey BURLINGHAM	SR	5.15m	16-10¼	5/6/10	18	2.31	20.31

**Team Total 21.00**

44



### Fort Valley State

Southern Intercollegiate Athletic Conference

▼ 8

Event	Scrd As	Athlete	Yr	Mark	Date	Pl. Pts.	Bonus	TOTAL	
▶ 200m	33	Keon MONTGOMERY	SR	21.43	4/15/10	0.08	0.04	0.12	
▶ 400m	35	Keon MONTGOMERY	SR	48.15	4/15/10	0.02	0.00	0.02	
▶ H110	31	Roger CHANEY JR.	FR	14.63	4/3/10	0.16	0.01	0.17	
▶ H400	32	Keon MELSON	JR	53.90	5/8/10	0.12	0.00	0.12	
▶ 4x100	6	Allen, Baker, Brown, Chaneyjr		40.75	4/15/10	10	1.34	11.34	
▶ 4x400	14	Chaneyjr, Melson, Montgomery, Strickland		3:13.58	4/15/10	3	0.22	3.22	
▶ LJ	11	Tyrece COLE	SR	7.35m	24-1¼	4/15/10	5	0.67	5.67

**Team Total 20.67**

45



### Southwest Baptist

Mid-America Intercollegiate Athletics Association

▼ 1

Event	Scrd As	Athlete	Yr	Mark	Date	Pl. Pts.	Bonus	TOTAL
▶ 100m	4	Frank GRANT JR	SR	10.41w	4/10/10	14	1.38	15.38
▶ 200m	19	Frank GRANT JR	SR	21.26	4/10/10	0.9	0.37	1.27
▶ 800m	53	Jeremy GLASSMAKER	SR	1:53.33	5/8/10			0.01
▶ 1500	14	Jeremy GLASSMAKER	SR	3:49.24	4/30/10	3	0.54	3.54
▶ Steepl	35	Phillip MILLER	FR	9:20.49	5/8/10	0.02	0.00	0.02

**Team Total 20.23**



# 2010 Outdoor, Week #6

Only those who score >0.01 pts are shown

## MEN

46



**Shippensburg**

Pennsylvania State Athletic Conference

▼ 9

Event	Scrd As	Athlete	Yr	Mark	Date	Pl. Pts.	Bonus	TOTAL	
▶ 1500	11	Joshua NEYHART	SR	3:48.96	5/1/10	5	0.65	5.65	
▶ 5000	30	Sean STETLER	JR	14:32.95	4/9/10	0.2	0.01	0.21	
▶ H400	30	Chad DRZEWEICKI	SO	53.74	4/3/10	0.2	0.00	0.20	
▶ Steepl	23	Bryan BEEGLE	JR	9:14.17	4/20/10	0.55	0.10	0.65	
▶ PV	21	Don GRAYBILL	SR	4.88m	16-0	4/14/10	0.7	0.12	0.82
▶ TJ	29	Elijah TRUSTY	FR	14.39m	47-2½	4/9/10	0.25	0.00	0.25
▶ JAV	9	Josh HOSTETLER	JR	62.28m	204-4	4/24/10	7	0.56	7.56
▶ JAV	24	Glenn BELL	JR	58.47m	191-10	4/24/10	0.5	0.00	0.50
▶ JAV	33	Christian D'ANNIBILE	SR	57.69m	189-3	3/20/10	0.08	0.00	0.08
▶ DEC	13	Don GRAYBILL	SR	6,557	4/14/10	3.5	0.53	4.03	

**Team Total 19.94**

47



**Minnesota State**

Northern Sun Intercollegiate Conference

▼ 6

Event	Scrd As	Athlete	Yr	Mark	Date	Pl. Pts.	Bonus	TOTAL	
▶ 800m	8	Denise MOKAYA	SR	1:51.01	4/15/10	8	0.94	8.94	
▶ 5000	21	James KRAJSA	SR	14:27.70	4/15/10	0.7	0.16	0.86	
▶ 4x400	34	Endres, Flies, Eliason, Lance		3:16.38	4/21/10	0.04	0.00	0.04	
▶ PV	9	Dan NOVAK	SO	5.00m	16-4¾	4/21/10	7	0.70	7.70
▶ PV	23	Matt MASLOSKI	SO	4.87m	15-11¼	5/7/10	0.55	0.08	0.63
▶ SP	19	Todd DEJONG	JR	16.58m	54-4¾	4/24/10	0.9	0.09	0.99
▶ DISC	24	Grant LUER	FR	51.05m	167-6	5/7/10	0.5	0.07	0.57
▶ DISC	31	Michael ROBINSON	SR	49.66m	162-11	4/1/10	0.16	0.00	0.16

**Team Total 19.88**

48



**UC-Colorado Springs**

Rocky Mountain Athletic Conference

▲ 1

Event	Scrd As	Athlete	Yr	Mark	Date	Pl. Pts.	Bonus	TOTAL	
▶ HJ	2	Steven GOMEZ	SO	2.15m	7-½	4/15/10	18	1.78	19.78

**Team Total 19.78**

49



**St. Cloud State**

Northern Sun Intercollegiate Conference

▲ 29

Event	Scrd As	Athlete	Yr	Mark	Date	Pl. Pts.	Bonus	TOTAL	
▶ 100m	13	Nick TRISKO	JR	10.52w	5/7/10	3.5	0.53	4.03	
▶ 100m	20	Gabe UDIA	SR	10.57w	5/1/10	0.8	0.25	1.05	
▶ 200m	13	Nick TRISKO	JR	21.20w	5/7/10	3.5	0.52	4.02	
▶ 200m	25	Gabe UDIA	SR	21.37	5/1/10	0.45	0.12	0.57	
▶ 4x100	33	Udia, Queeck, Lefler, Trisko		41.66	5/1/10	0.08	0.00	0.08	
▶ SP	22	Adam KERSHAW	JR	16.36m	53-8¼	4/9/10	0.6	0.00	0.60
▶ DISC	8	Adam KERSHAW	JR	53.17m	174-5	5/7/10	8	0.82	8.82
▶ HT	32	Adam KERSHAW	JR	55.48m	182-0	4/14/10	0.12	0.00	0.12

**Team Total 19.30**

50



**Saginaw Valley State**

Great Lakes Intercollegiate Athletic Conference

▲ 2

Event	Scrd As	Athlete	Yr	Mark	Date	Pl. Pts.	Bonus	TOTAL
▶ 800m	5	Tony FILIPEK	SR	1:50.48	4/3/10	12	1.33	13.33
▶ 800m	13	Charlie RICHARDS	SR	1:51.95	4/3/10	3.5	0.38	3.88
▶ 800m	39	Marion BODY	JR	1:53.02	5/5/10		0.09	0.09
▶ 10k	18	Steve GENTHER	SR	30:06.82	4/15/10	1	0.31	1.31
▶ 10k	24	Nick EKEL	SO	30:25.01	4/15/10	0.5	0.00	0.50

**Team Total 19.11**

51



**Augustana (S.D.)**

Northern Sun Intercollegiate Conference

▲ 4

Event	Scrd As	Athlete	Yr	Mark	Date	Pl. Pts.	Bonus	TOTAL
▶ 800m	24	Aduo OMOT	FR	1:52.56	5/7/10	0.5	0.19	0.69
▶ H110	29	Diego OQUENDO	FR	14.62	4/3/10	0.25	0.03	0.28
▶ Steepl	4	Tom KARBO	SO	8:54.79	4/21/10	14	1.43	15.43
▶ Steepl	18	Travis BENIAK	SO	9:11.20	5/7/10	1	0.22	1.22
▶ Steepl	19	Daniel BLACK	SR	9:11.22	5/7/10	0.9	0.22	1.12

**Team Total 18.76**



# 2010 Outdoor, Week #6

Only those who score >0.01 pts are shown

## MEN

52



**Fort Hays State**

Mid-America Intercollegiate Athletics Association

▼ 6

Event	Scrd As	Athlete	Yr	Mark	Date	Pl. Pts.	Bonus	TOTAL	
▶ SP	28	Mitch SAHLFELD	JR	16.28m	53-5	5/8/10	0.3	0.00	0.30
▶ DISC	12	Mitch SAHLFELD	JR	52.22m	171-4	5/8/10	4	0.40	4.40
▶ HT	9	Mitch SAHLFELD	JR	60.23m	197-7	5/1/10	7	0.68	7.68
▶ HT	12	Tim MCELROY	JR	58.89m	193-2	4/24/10	4	0.36	4.36
▶ JAV	18	Tim MARKLOFF	SR	59.93m	196-7	5/1/10	1	0.11	1.11
▶ JAV	22	Blake PHILLIPS	FR	58.81m	192-11	5/8/10	0.6	0.00	0.60
<b>Team Total</b>								<b>18.46</b>	

53



**Tiffin**

Great Lakes Intercollegiate Athletic Conference

▲ 18

Event	Scrd As	Athlete	Yr	Mark	Date	Pl. Pts.	Bonus	TOTAL	
▶ H110	5	Ramone BRANT	SR	14.27		5/5/10	12	1.11	13.11
▶ HJ	15	Travis LEFLORE	SO	2.08m	6-9½	4/9/10	2.5	0.24	2.74
▶ PV	32	Lee MILLER	SO	4.82m	15-9½	5/5/10	0.12	0.00	0.12
▶ DISC	34	Ray ROBINSON	SR	49.43m	162-2	4/9/10	0.04	0.00	0.04
▶ HT	20	John HAVRILLA	JR	56.57m	185-7	5/5/10	0.8	0.00	0.80
<b>Team Total</b>								<b>16.81</b>	

54



**Indiana (Pa.)**

Pennsylvania State Athletic Conference

▼ 4

Event	Scrd As	Athlete	Yr	Mark	Date	Pl. Pts.	Bonus	TOTAL	
▶ HJ	24	Leander TONEY	JR	2.04m	6-8½	4/20/10	0.5	0.00	0.50
▶ LJ	4	Nafee HARRIS	JR	7.49m	24-7	4/20/10	14	1.78	15.78
▶ TJ	29	Brandon FORD	FR	14.39m	47-2½	4/30/10	0.25	0.00	0.25
▶ JAV	31	Russell LANGLEY	JR	57.78m	189-7	4/17/10	0.16	0.00	0.16
<b>Team Total</b>								<b>16.69</b>	

55



**Lock Haven**

Pennsylvania State Athletic Conference

▲ 7

Event	Scrd As	Athlete	Yr	Mark	Date	Pl. Pts.	Bonus	TOTAL	
▶ 400m	15	Chris EDELMAN	SR	47.31		4/30/10	2.5	0.52	3.02
▶ 5000	34	A.J. JOHNSON	JR	14:35.47		4/20/10	0.04	0.00	0.04
▶ 10k	13	Nick HILTON	JR	29:52.79		4/20/10	3.5	0.67	4.17
▶ 10k	26	A.J. JOHNSON	JR	30:26.82		4/9/10	0.4	0.00	0.40
▶ Steepl	13	Nick HILTON	JR	9:05.34		5/8/10	3.5	0.54	4.04
▶ Steepl	33	Mitch MILLER	SO	9:19.34		5/8/10	0.08	0.00	0.08
▶ 4x100	34	Church, Roberts, Jones, Mock		41.67		4/9/10	0.04	0.00	0.04
▶ 4x400	12	Jones, Harper, Roberts, Edelman		3:12.71		5/8/10	4	0.52	4.52
▶ HJ	33	Chris AMMANN	FR	2.02m	6-7½	4/3/10	0.08	0.00	0.08
<b>Team Total</b>								<b>16.40</b>	

56



**Cal Poly Pomona**

California Collegiate Athletic Association

▼ 5

Event	Scrd As	Athlete	Yr	Mark	Date	Pl. Pts.	Bonus	TOTAL	
▶ 100m	27	Jonathan WILLIAMS	SR	10.59		3/27/10	0.35	0.18	0.53
▶ 200m	17	Jonathan WILLIAMS	SR	21.25		5/6/10	1.5	0.39	1.89
▶ 200m	33	Carter GRIFFIN	JR	21.43		4/24/10	0.08	0.04	0.12
▶ 400m	18	Carter GRIFFIN	JR	47.44		5/1/10	1	0.36	1.36
▶ H110	32	Jake DEAVERS	SO	14.68		3/6/10	0.12	0.00	0.12
▶ H400	23	Jake DEAVERS	SO	53.33		4/10/10	0.55	0.12	0.67
▶ Steepl	34	Jose MARQUEZ	JR	9:19.51		5/6/10	0.04	0.00	0.04
▶ 4x100	20	Hernandez, Williams, Griffin, Deavers		41.23		5/6/10	0.8	0.28	1.08
▶ 4x400	15	Arnold, Boudreau, Deavers, Griffin		3:13.83		5/6/10	2.5	0.15	2.65
▶ PV	33	Andrew MILLER	SR	4.81m	15-9½	5/6/10	0.08	0.00	0.08
▶ DEC	10	Michael HERNANDEZ	SR	6,654		3/18/10	6	0.78	6.78
▶ DEC	21	Neil MACRORE	JR	6,234		5/6/10	0.7	0.00	0.70
<b>Team Total</b>								<b>16.02</b>	







# 2010 Outdoor, Week #6

Only those who score >0.01 pts are shown


## MEN

**57**  **Kutztown** ▼ **4**  
 Pennsylvania State Athletic Conference


Event	Scrd As	Athlete	Yr	Mark	Date	Pl. Pts.	Bonus	TOTAL	
H400	13	Kori MESHAW	FR	52.71	5/1/10	3.5	0.53	4.03	
4x400	33	Dixon, Berry, Meshaw, Crump		3:16.35	5/1/10	0.08	0.00	0.08	
PV	10	Justin GERMANI	JR	4.97m	16-3½	5/8/10	6	0.49	6.49
HT	27	Jason REBUCK	SR	56.00m	183-8	4/2/10	0.35	0.00	0.35
JAV	13	Jack IOUSE	SO	61.05m	200-3	4/17/10	3.5	0.32	3.82
<b>Team Total</b>								<b>14.77</b>	

**58**  **Western Oregon** ▼ **1**  
 Great Northwest Athletic Conference


Event	Scrd As	Athlete	Yr	Mark	Date	Pl. Pts.	Bonus	TOTAL	
800m	25	Mike SCHMIDT	SR	1:52.57	5/8/10	0.45	0.19	0.64	
800m	25	Carson O'BRIEN	SR	1:52.57	5/1/10	0.45	0.19	0.64	
5000	17	Chris REED	JR	14:24.24	3/26/10	1.5	0.26	1.76	
10k	12	Chris REED	JR	29:52.39	4/15/10	4	0.69	4.69	
TJ	20	Matson HARDIE	FR	14.67m	48-1¾	4/15/10	0.8	0.08	0.88
SP	32	Jason SLOWEY	JR	16.14m	52-11½	5/7/10	0.12	0.00	0.12
DISC	35	Jason SLOWEY	JR	49.42m	162-1	4/16/10	0.02	0.00	0.02
JAV	11	Will CROOK	FR	61.57m	202-0	5/1/10	5	0.42	5.42
DEC	25	Andy LOSCUTOFF	JR	6,159	5/3/10	0.45	0.00	0.45	
<b>Team Total</b>								<b>14.62</b>	

**59**  **Lewis** ▼ **unch**  
 Great Lakes Valley Conference


Event	Scrd As	Athlete	Yr	Mark	Date	Pl. Pts.	Bonus	TOTAL	
SP	5	Scott BARNAS	SR	18.00m	59-¾	4/3/10	12	1.59	13.59
<b>Team Total</b>								<b>13.59</b>	

**60**  **MSU Moorhead** ▼ **6**  
 Northern Sun Intercollegiate Conference


Event	Scrd As	Athlete	Yr	Mark	Date	Pl. Pts.	Bonus	TOTAL	
100m	37	Derek BREDY	FR	10.65w	5/7/10		0.02	0.02	
H110	14	Laquone ROBINSON	FR	14.47w	4/16/10	3	0.33	3.33	
4x100	25	Robinson, Ogbonnaya, Watson, Keaton		41.36	3/20/10	0.45	0.07	0.52	
4x400	11	Shufelt, Watson, Lund, Bredy		3:12.69	4/21/10	5	0.53	5.53	
HT	14	Anthony ENYI	JR	58.88m	193-2	4/21/10	3	0.36	3.36
HT	26	Christopher HEIL	SO	56.03m	183-10	4/20/10	0.4	0.00	0.40
DEC	28	Luke BUCHHOLZ	SO	6,102	5/7/10	0.3	0.00	0.30	
<b>Team Total</b>								<b>13.45</b>	

**61**  **Lake Superior State** ▼ **1**  
 Great Lakes Intercollegiate Athletic Conference

Event	Scrd As	Athlete	Yr	Mark	Date	Pl. Pts.	Bonus	TOTAL	
LJ	34	Jonathon ALLEN	JR	7.10m	23-3¾	4/30/10	0.04	0.00	0.04
TJ	5	Jonathon ALLEN	JR	15.46m	50-8¾	4/10/10	12	1.14	13.14
<b>Team Total</b>								<b>13.18</b>	

**62**  **Virginia State** ▼ **4**  
 Central Intercollegiate Athletic Association

Event	Scrd As	Athlete	Yr	Mark	Date	Pl. Pts.	Bonus	TOTAL	
100m	30	Michael WESTBROOK	SR	10.62w	4/16/10	0.2	0.10	0.30	
4x100	32	Leak, Chatmon, Ross, Westbrook		41.63	4/9/10	0.12	0.00	0.12	
HJ	6	Hoova TAYLOR	JR	2.14m	7-¾	4/10/10	10	1.43	11.43
<b>Team Total</b>								<b>11.85</b>	

**63**  **UNC Pembroke** ▼ **7**  
 Peach Belt Conference


Event	Scrd As	Athlete	Yr	Mark	Date	Pl. Pts.	Bonus	TOTAL
100m	12	Maurice EUBANKS	JR	10.51	4/17/10	4	0.58	4.58
200m	26	Maurice EUBANKS	JR	21.38	4/2/10	0.4	0.11	0.51
5000	27	Pardon NDHLOVU	FR	14:31.41	3/18/10	0.35	0.05	0.40
4x100	11	Eaddy, Jordan, Webb, Eubanks		41.02	4/17/10	5	0.65	5.65
<b>Team Total</b>								<b>11.15</b>




# 2010 Outdoor, Week #6

Only those who score >0.01 pts are shown


## MEN

**64**  **Edinboro** ▼ 1  
 Pennsylvania State Athletic Conference


Event	Scrd As	Athlete	Yr	Mark	Date	Pl. Pts.	Bonus	TOTAL
▶ 400m	17	Kyle WUNZ	SR	47.40	4/30/10	1.5	0.41	1.91
▶ H400	8	Jason BORST	JR	52.40	4/30/10	8	0.97	8.97
<b>Team Total</b>								<b>10.88</b>

**65**  **Claflin** ▲ 2  
 Southern Intercollegiate Athletic Conference


Event	Scrd As	Athlete	Yr	Mark	Date	Pl. Pts.	Bonus	TOTAL
▶ H110	22	Larry BRUNSON	FR	14.56	5/7/10	0.6	0.15	0.75
▶ TJ	7	LaQuan PRIEST	SO	15.44m 50-8	4/15/10	9	1.10	10.10
<b>Team Total</b>								<b>10.85</b>

**66**  **Ala.-Huntsville** ▲ 19  
 Gulf South Conference


Event	Scrd As	Athlete	Yr	Mark	Date	Pl. Pts.	Bonus	TOTAL
▶ 100m	33	Richard WILSON	SO	10.63w	5/7/10	0.08	0.07	0.15
▶ 4x100	29	Hale, Rayford, McCulloch, Wilson		41.49	5/1/10	0.25	0.00	0.25
▶ PV	7	Luke BECK	FR	5.05m 16-6½	5/7/10	9	1.11	10.11
<b>Team Total</b>								<b>10.51</b>

**67**  **Nova Southeastern** ▼ 2  
 Sunshine State Conference


Event	Scrd As	Athlete	Yr	Mark	Date	Pl. Pts.	Bonus	TOTAL
▶ H400	7	Carlyle THOMPSON	JR	52.30	4/10/10	9	1.12	10.12
<b>Team Total</b>								<b>10.12</b>

**68**  **Montana St.-Billings** ▲ 5  
 Great Northwest Athletic Conference


Event	Scrd As	Athlete	Yr	Mark	Date	Pl. Pts.	Bonus	TOTAL
▶ JAV	7	Nick WILSON	FR	63.62m 208-8	4/10/10	9	0.99	9.99
<b>Team Total</b>								<b>9.99</b>

**69**  **Slippery Rock** unch  
 Pennsylvania State Athletic Conference


Event	Scrd As	Athlete	Yr	Mark	Date	Pl. Pts.	Bonus	TOTAL
▶ 800m	14	Kevin JEWEL	FR	1:52.00	4/23/10	3	0.36	3.36
▶ 800m	28	Phil RECTOR	SR	1:52.68	5/7/10	0.3	0.17	0.47
▶ DISC	17	Chris WARNING	SR	51.43m 168-9	4/30/10	1.5	0.18	1.68
▶ HT	16	Joel PETERS	SR	57.53m 188-9	5/7/10	2	0.13	2.13
▶ HT	34	Chris WARNING	SR	55.13m 180-10	5/7/10	0.04	0.00	0.04
▶ JAV	19	Nick KENNEDY	JR	59.32m 194-7	4/17/10	0.9	0.00	0.90
▶ DEC	19	Brady WERT	SR	6,344	4/14/10	0.9	0.06	0.96
<b>Team Total</b>								<b>9.54</b>

**70**  **Seton Hill** ▼ 2  
 West Virginia Intercollegiate Athletic Conference

Event	Scrd As	Athlete	Yr	Mark	Date	Pl. Pts.	Bonus	TOTAL
▶ 400m	22	Josh WILKS	JR	47.69	5/8/10	0.6	0.14	0.74
▶ 800m	10	Josh WILKS	JR	1:51.78	4/24/10	6	0.46	6.46
▶ H400	27	Nick SPINO	SO	53.63	3/12/10	0.35	0.00	0.35
▶ LJ	17	Aron KURZINSKI	SO	7.25m 23-9½	4/10/10	1.5	0.30	1.80
<b>Team Total</b>								<b>9.36</b>

**71**  **Saint Paul's** ▼ 7  
 Central Intercollegiate Athletic Association

Event	Scrd As	Athlete	Yr	Mark	Date	Pl. Pts.	Bonus	TOTAL
▶ HJ	8	Maurice HALL	JR	2.13m 6-11½	4/10/10	8	1.09	9.09
▶ DISC	30	Todd SHELTON	JR	49.75m 163-2	4/29/10	0.2	0.00	0.20
<b>Team Total</b>								<b>9.29</b>

**72**  **Columbus State** ▼ 2  
 Peach Belt Conference

Event	Scrd As	Athlete	Yr	Mark	Date	Pl. Pts.	Bonus	TOTAL
▶ 800m	37	Meshack KOYIAKI	JR	1:52.91	4/3/10		0.11	0.11
▶ 1500	9	Meshack KOYIAKI	JR	3:48.58	4/16/10	7	0.79	7.79
▶ 5000	29	Meshack KOYIAKI	JR	14:32.86	4/16/10	0.25	0.01	0.26
<b>Team Total</b>								<b>8.16</b>



# 2010 Outdoor, Week #6

Only those who score >0.01 pts are shown

## MEN

73



### Southern Indiana

Great Lakes Valley Conference

▲ 2

Event	Scrd As	Athlete	Yr	Mark	Date	Pl. Pts.	Bonus	TOTAL
▶ 10k	10	Dustin EMERICK	SO	29:49.16	4/15/10	6	0.80	6.80
▶ Steepl	20	Michael JORDAN	FR	9:12.96	4/22/10	0.8	0.15	0.95
<b>Team Total</b>								<b>7.75</b>

74



### Benedict

Southern Intercollegiate Athletic Conference

▲ 6

Event	Scrd As	Athlete	Yr	Mark	Date	Pl. Pts.	Bonus	TOTAL
▶ 4x100	23	Davis, Washington, Gibson, Harrell		41.35	4/15/10	0.55	0.08	0.63
▶ PV	26	Christopher A. SMITH	SO	4.85m	15-11 5/7/10	0.4	0.00	0.40
▶ LJ	12	Laval DAVIS	JR	7.32m	24-¾ 5/7/10	4	0.53	4.53
▶ LJ	28	Patrick RILEY	SO	7.14m	23-5¼ 4/15/10	0.3	0.00	0.30
▶ TJ	33	Laval DAVIS	JR	14.32mw	46-11¼ 4/15/10	0.08	0.00	0.08
▶ DEC	17	Christopher A. SMITH	SO	6,436	3/25/10	1.5	0.26	1.76
<b>Team Total</b>								<b>7.70</b>

75



### Virginia Union

Central Intercollegiate Athletic Association

▼ 3

Event	Scrd As	Athlete	Yr	Mark	Date	Pl. Pts.	Bonus	TOTAL
▶ 100m	13	Bryan GURLEY	SO	10.52w	4/16/10	3.5	0.53	4.03
▶ H110	14	Melvin EDISON	SR	14.47	4/16/10	3	0.33	3.33
<b>Team Total</b>								<b>7.36</b>

76



### Kentucky State

Southern Intercollegiate Athletic Conference

▼ 10

Event	Scrd As	Athlete	Yr	Mark	Date	Pl. Pts.	Bonus	TOTAL
▶ 100m	15	Jamaree GORDON	JR	10.53	4/9/10	2.5	0.47	2.97
▶ 200m	14	Jamaree GORDON	JR	21.21	4/3/10	3	0.50	3.50
▶ 4x100	23	Noah, Adams, Walker, Gordon		41.35	4/9/10	0.55	0.08	0.63
<b>Team Total</b>								<b>7.10</b>

77



### Adelphi

Northeast-10 Conference

▼ 1

Event	Scrd As	Athlete	Yr	Mark	Date	Pl. Pts.	Bonus	TOTAL
▶ 400m	10	Mychael FABIO	SO	47.11	5/1/10	6	0.78	6.78
<b>Team Total</b>								<b>6.78</b>

78



### Lake Erie

Independent (DII)

▲ 8

Event	Scrd As	Athlete	Yr	Mark	Date	Pl. Pts.	Bonus	TOTAL
▶ 100m	35	Chris BURROWS	FR	10.64	4/23/10	0.02	0.05	0.07
▶ 200m	11	Chris BURROWS	FR	21.18	5/7/10	5	0.58	5.58
▶ H400	19	Ethan SNYDER	FR	53.09	4/23/10	0.9	0.24	1.14
<b>Team Total</b>								<b>6.78</b>

79



### West Virginia Wesleyan

West Virginia Intercollegiate Athletic Conference

▼ 18

Event	Scrd As	Athlete	Yr	Mark	Date	Pl. Pts.	Bonus	TOTAL
▶ 100m	37	Kevoy DOUGLAS	SR	10.65	4/30/10		0.02	0.02
▶ 200m	23	Kevoy DOUGLAS	SR	21.33w	4/30/10	0.55	0.19	0.74
▶ H110	34	Dwight HOLDEN	SO	14.73	4/30/10	0.04	0.00	0.04
▶ 4x400	22	Holden, Natow, Douglas, Kump		3:15.08	4/30/10	0.6	0.00	0.60
▶ DEC	12	Ricky KUMP	SR	6,569	3/18/10	4	0.55	4.55
▶ DEC	20	Cuylor EDGELL	FR	6,313	4/30/10	0.8	0.00	0.80
<b>Team Total</b>								<b>6.75</b>

80



### California (Pa.)

Pennsylvania State Athletic Conference

▼ 3

Event	Scrd As	Athlete	Yr	Mark	Date	Pl. Pts.	Bonus	TOTAL
▶ 400m	19	Frank EHRENSBERGER	SR	47.46	4/24/10	0.9	0.33	1.23
▶ 800m	50	Alex SMITH	SO	1:53.30	4/30/10		0.02	0.02
▶ H110	13	Brice MYERS	JR	14.44	4/30/10	3.5	0.44	3.94
▶ 4x400	30	Myers, Ehrensberger, Heidelberg, Smith		3:16.18	5/8/10	0.2	0.00	0.20
▶ HJ	33	Jordan BOATWRIGHT	SO	2.02m	6-7½ 3/27/10	0.08	0.00	0.08
<b>Team Total</b>								<b>5.47</b>

81



### Saint Joseph's (Ind.)

Great Lakes Valley Conference

unch

Event	Scrd As	Athlete	Yr	Mark	Date	Pl. Pts.	Bonus	TOTAL
▶ H110	35	Justin PUGH	SR	14.74	5/7/10	0.02	0.00	0.02
▶ TJ	34	Tadd HETTINGER	SR	14.30m	46-11 5/7/10	0.04	0.00	0.04
▶ SP	12	Kaleb THOMPSON	SO	17.26m	56-7½ 4/23/10	4	0.59	4.59
<b>Team Total</b>								<b>4.65</b>



# 2010 Outdoor, Week #6

Only those who score >0.01 pts are shown

## MEN

82



**Lees-McRae**

Conference Carolinas

▼ 8

Event	Scrd As	Athlete	Yr	Mark	Date	Pl. Pts.	Bonus	TOTAL
▶ PV	12	Jonathan ARTHUR	SR	4.96m 16-3¼	3/13/10	4	0.45	4.45
▶ PV	35	Allen KELLY	FR	4.80m 15-9	5/9/10	0.02	0.00	0.02
<b>Team Total</b>								<b>4.47</b>

83



**Northern State**

Northern Sun Intercollegiate Conference

▲ 16

Event	Scrd As	Athlete	Yr	Mark	Date	Pl. Pts.	Bonus	TOTAL
▶ H110	21	Luke HAUERT	FR	14.55w	4/30/10	0.7	0.16	0.86
▶ H400	22	Bill CAMERON	SR	53.21	5/7/10	0.6	0.18	0.78
▶ HJ	21	Andrew ROSE	JR	2.05m 6-8¾	5/7/10	0.7	0.00	0.70
▶ HJ	33	Calvin MCGRUDER	JR	2.02m 6-7¾	5/7/10	0.08	0.00	0.08
▶ PV	18	Wade ROYER	SR	4.90m 16-¾	4/20/10	1	0.20	1.20
▶ LJ	23	Calvin MCGRUDER	JR	7.19m 23-7¾	4/16/10	0.55	0.11	0.66
<b>Team Total</b>								<b>4.28</b>

84



**Eastern New Mexico**

Lone Star Conference

▼ 1

Event	Scrd As	Athlete	Yr	Mark	Date	Pl. Pts.	Bonus	TOTAL
▶ SP	29	Bill SQUIRE	SO	16.20m 53-1¾	5/7/10	0.25	0.00	0.25
▶ HT	22	Bill SQUIRE	SO	56.30m 184-8	4/24/10	0.6	0.00	0.60
▶ JAV	14	Daniel DRAPER	SO	60.77m 199-4	4/24/10	3	0.27	3.27
▶ DEC	31	Steven ARAGON	SR	6,078	5/7/10	0.16	0.00	0.16
<b>Team Total</b>								<b>4.28</b>

85



**Stillman**

Southern Intercollegiate Athletic Conference

▼ 6

Event	Scrd As	Athlete	Yr	Mark	Date	Pl. Pts.	Bonus	TOTAL
▶ 200m	15	Chester HIGHTOWER	JR	21.23	4/15/10	2.5	0.45	2.95
▶ 4x100	21	Fields, Hightower, Ricks, Walker		41.28	4/15/10	0.7	0.19	0.89
▶ 4x400	30	Heard, Hightower, Howard, Wells		3:16.18	4/15/10	0.2	0.00	0.20
<b>Team Total</b>								<b>4.04</b>

86



**Central Washington**

Great Northwest Athletic Conference

▼ 2

Event	Scrd As	Athlete	Yr	Mark	Date	Pl. Pts.	Bonus	TOTAL
▶ 100m	37	Anthony WRIGHT	FR	10.65	4/17/10		0.02	0.02
▶ 200m	29	Anthony WRIGHT	FR	21.41	5/1/10	0.25	0.07	0.32
▶ 4x100	28	Mack, Wright, Hogan, Nichols		41.48	5/1/10	0.3	0.00	0.30
▶ LJ	29	Manny MELO	FR	7.12m 23-4¾	5/8/10	0.25	0.00	0.25
▶ HT	15	Tyler FISCHER	SR	57.86m 189-10	4/10/10	2.5	0.19	2.69
▶ JAV	26	Sean ALLISON	FR	58.42m 191-8	5/1/10	0.4	0.00	0.40
<b>Team Total</b>								<b>3.97</b>

87



**Bentley**

Northeast-10 Conference

▲ 4

Event	Scrd As	Athlete	Yr	Mark	Date	Pl. Pts.	Bonus	TOTAL
▶ 800m	15	Dan DARCY	SR	1:52.11	4/23/10	2.5	0.31	2.81
▶ 1500	28	Dan DARCY	SR	3:51.01	5/1/10	0.3	0.09	0.39
▶ 1500	34	Curtis TRUEB	FR	3:52.35	4/16/10	0.04	0.00	0.04
<b>Team Total</b>								<b>3.24</b>

88



**U. of Mary**

Northern Sun Intercollegiate Conference

▼ 1

Event	Scrd As	Athlete	Yr	Mark	Date	Pl. Pts.	Bonus	TOTAL
▶ 100m	37	Cory PLOOF	SO	10.65w	4/11/10		0.02	0.02
▶ 200m	36	Cory PLOOF	SO	21.45w	5/7/10		0.02	0.02
▶ SP	15	Ben JACOBSON	JR	17.03m 55-10¾	5/7/10	2.5	0.42	2.92
<b>Team Total</b>								<b>2.96</b>

89



**Mansfield**

Pennsylvania State Athletic Conference

▼ 1


Event	Scrd As	Athlete	Yr	Mark	Date	Pl. Pts.	Bonus	TOTAL
▶ Steepl	22	Bud PLASZENSKI	FR	9:13.64	5/8/10	0.6	0.13	0.73
▶ DISC	16	Mike GRAY	SR	51.59m 169-3	5/1/10	2	0.22	2.22
<b>Team Total</b>								<b>2.95</b>




# 2010 Outdoor, Week #6

Only those who score >0.01 pts are shown


## MEN

**90**  **UPR Bayamon** ▲ **3**  
Liga Atlética Interuniversitaria de Puerto Rico


Event	Scrd As	Athlete	Yr	Mark	Date	Pl. Pts.	Bonus	TOTAL
▶ LJ	25	Abraham CASTRO-CASTRO	SO	7.18m 23-6½	5/2/10	0.45	0.07	0.52
▶ JAV	17	Hiram ROSARIO-RODRIGUEZ	FR	60.22m 197-7	3/27/10	1.5	0.17	1.67
<b>Team Total</b>								<b>2.19</b>

**91**  **Wheeling Jesuit** ▼ **9**  
West Virginia Intercollegiate Athletic Conference


Event	Scrd As	Athlete	Yr	Mark	Date	Pl. Pts.	Bonus	TOTAL
▶ 200m	29	Mike LITTLE	SO	21.41w	4/30/10	0.25	0.07	0.32
▶ 800m	50	Travis HAMRICK	JR	1:53.30	4/30/10	0.02	0.02	0.02
▶ 4x100	17	Rabant, McKinley, Glover, Little		41.20	4/30/10	1.5	0.33	1.83
<b>Team Total</b>								<b>2.17</b>

**92**  **Northwood (Mich.)** unch  
Great Lakes Intercollegiate Athletic Conference


Event	Scrd As	Athlete	Yr	Mark	Date	Pl. Pts.	Bonus	TOTAL
▶ 800m	42	Jared FISCHER	SR	1:53.09	4/30/10	0.07	0.07	0.07
▶ H110	22	Marcus BENNETT	SO	14.56	4/22/10	0.6	0.15	0.75
▶ 4x100	30			41.56	4/10/10	0.2	0.00	0.20
▶ LJ	29	Paris GOOCH	SO	7.12m 23-4½	5/5/10	0.25	0.00	0.25
▶ DISC	22	Craig BORSENIK	JR	51.11m 167-8	4/30/10	0.6	0.09	0.69
▶ DEC	33	Bill SMITH	SR	6,051	4/22/10	0.08	0.00	0.08
<b>Team Total</b>								<b>2.03</b>

**93**  **Northwest Nazarene** ▼ **3**  
Great Northwest Athletic Conference


Event	Scrd As	Athlete	Yr	Mark	Date	Pl. Pts.	Bonus	TOTAL
▶ H400	21	Maurus HOPE	SO	53.20	4/30/10	0.7	0.18	0.88
▶ Steepl	31	Barak WATSON	FR	9:18.00	4/30/10	0.16	0.00	0.16
▶ JAV	32	Eric ZWIEFELHOFER	SR	57.76m 189-6	4/2/10	0.12	0.00	0.12
▶ DEC	24	Eric ZWIEFELHOFER	SR	6,173	5/3/10	0.5	0.00	0.50
<b>Team Total</b>								<b>1.66</b>

**94**  **Incarnate Word** ▲ **10**  
Heartland Conference


Event	Scrd As	Athlete	Yr	Mark	Date	Pl. Pts.	Bonus	TOTAL
▶ 800m	21	Sebastien JARABA-HEFFNER	SO	1:52.50	5/8/10	0.7	0.21	0.91
▶ LJ	23	Steven YOUNG	FR	7.19m 23-7¼	5/1/10	0.55	0.11	0.66
<b>Team Total</b>								<b>1.56</b>

**95**  **Winston-Salem State** ▼ **6**  
Mid-Eastern Athletic Conference


Event	Scrd As	Athlete	Yr	Mark	Date	Pl. Pts.	Bonus	TOTAL
▶ 100m	30	Paul WILLIAMS	SR	10.62	3/19/10	0.2	0.10	0.30
▶ 800m	32	Andrew CHEBII	FR	1:52.75	3/19/10	0.12	0.15	0.27
▶ LJ	20	Paul WILLIAMS	SR	7.20m 23-7½	3/12/10	0.8	0.14	0.94
<b>Team Total</b>								<b>1.51</b>

**96**  **Drury** ▲ **4**  
Great Lakes Valley Conference

Event	Scrd As	Athlete	Yr	Mark	Date	Pl. Pts.	Bonus	TOTAL
▶ 5000	23	Jaime VILLA ZAPATERO	JR	14:28.55	4/14/10	0.55	0.14	0.69
▶ H110	27	Quentin MACK	SO	14.61	5/7/10	0.35	0.05	0.40
▶ HJ	27	Tory GROOVER	FR	2.03m 6-8	4/23/10	0.35	0.00	0.35
<b>Team Total</b>								<b>1.44</b>

**97**  **Seattle Pacific** ▼ **3**  
Great Northwest Athletic Conference

Event	Scrd As	Athlete	Yr	Mark	Date	Pl. Pts.	Bonus	TOTAL
▶ 800m	36	Nathan SEELEY	FR	1:52.90	3/20/10	0.11	0.11	0.11
▶ Steepl	25	Chad MEIS	SR	9:15.13	4/30/10	0.45	0.07	0.52
▶ JAV	24	Nate WAGNER	SR	58.47m 191-10	4/23/10	0.5	0.00	0.50
▶ JAV	29	Jace DERWIN	SR	58.00m 190-3	5/1/10	0.25	0.00	0.25
<b>Team Total</b>								<b>1.38</b>

**98**  **Michigan Tech** ▲ **4**  
Great Lakes Intercollegiate Athletic Conference

Event	Scrd As	Athlete	Yr	Mark	Date	Pl. Pts.	Bonus	TOTAL
▶ 800m	19	Ken GILKERSON	SR	1:52.29	4/21/10	0.9	0.26	1.16
<b>Team Total</b>								<b>1.16</b>





# 2010 Outdoor, Week #6

Only those who score >0.01 pts are shown

## MEN

99



**Lenoir-Rhyne**

South Atlantic Conference

▼ 1

Event	Scrd As	Athlete	Yr	Mark	Date	Pl. Pts.	Bonus	TOTAL
▶ HJ	27	Marcus SHUFORD	JR	2.03m 6-8	4/10/10	0.35	0.00	0.35
▶ LJ	27	Artis GILMORE	FR	7.16m 23-6	4/10/10	0.35	0.01	0.36
▶ TJ	26	Artis GILMORE	FR	14.51m 47-7½	4/10/10	0.4	0.00	0.40

**Team Total 1.11**

100



**Central State**

Independent (DII)

▲ 1

Event	Scrd As	Athlete	Yr	Mark	Date	Pl. Pts.	Bonus	TOTAL
▶ 100m	20	Larry JONES	SR	10.57	4/30/10	0.8	0.25	1.05

**Team Total 1.05**

101



**Mars Hill**

South Atlantic Conference

▼ 5

Event	Scrd As	Athlete	Yr	Mark	Date	Pl. Pts.	Bonus	TOTAL
▶ H110	20	Frankie WATERS	JR	14.51w	4/2/10	0.8	0.24	1.04

**Team Total 1.04**

102



**UW Parkside**

Great Lakes Valley Conference

▲ 3

Event	Scrd As	Athlete	Yr	Mark	Date	Pl. Pts.	Bonus	TOTAL
▶ 10k	20	Ben ORVOLD	JR	30:11.88	4/15/10	0.8	0.22	1.02

**Team Total 1.02**

103



**Minn.-Duluth**

Northern Sun Intercollegiate Conference

▼ 8

Event	Scrd As	Athlete	Yr	Mark	Date	Pl. Pts.	Bonus	TOTAL
▶ PV	21	Jason BEUTZ	SR	4.88m 16-0	5/1/10	0.7	0.12	0.82
▶ JAV	34	Dan LARSON	JR	57.48m 188-7	4/17/10	0.04	0.00	0.04

**Team Total 0.86**

104



**Concordia St. Paul**

Northern Sun Intercollegiate Conference

▼ 7

Event	Scrd As	Athlete	Yr	Mark	Date	Pl. Pts.	Bonus	TOTAL
▶ 100m	28	Diahn ZEON	SO	10.61w	4/17/10	0.3	0.13	0.43
▶ 400m	35	Domonique GILMER	JR	48.15	4/28/10	0.02	0.00	0.02
▶ DEC	27	John PIMENTAL	SR	6,151	5/7/10	0.35	0.00	0.35

**Team Total 0.80**

105



**Wayne State (Neb.)**

Northern Sun Intercollegiate Conference

▼ 2

Event	Scrd As	Athlete	Yr	Mark	Date	Pl. Pts.	Bonus	TOTAL
▶ Steepl	24	Nate PRESTON	SR	9:14.78	5/7/10	0.5	0.08	0.58
▶ DEC	32	Cody DIEHL	SO	6,057	5/7/10	0.12	0.00	0.12

**Team Total 0.70**

106



**Saint Rose**

Northeast-10 Conference

▲ 1

Event	Scrd As	Athlete	Yr	Mark	Date	Pl. Pts.	Bonus	TOTAL
▶ 800m	41	Tyler GANTZ	SR	1:53.08	5/1/10		0.07	0.07
▶ 1500	32	Macky LLOYD	SO	3:52.28	5/1/10	0.12	0.00	0.12
▶ 4x400	29	Gilreath, Karam, Hasan, Saunders		3:15.99	5/1/10	0.25	0.00	0.25

**Team Total 0.44**

107



**Cheyney**

Pennsylvania State Athletic Conference

▲ 2

Event	Scrd As	Athlete	Yr	Mark	Date	Pl. Pts.	Bonus	TOTAL
▶ 400m	27	James VALLERY	SR	47.91	4/3/10	0.35	0.01	0.36

**Team Total 0.36**

108



**Bloomsburg (Pa.)**

Pennsylvania State Athletic Conference

▲ 4

Event	Scrd As	Athlete	Yr	Mark	Date	Pl. Pts.	Bonus	TOTAL
▶ JAV	28	Jason LAFORME	FR	58.03m 190-4	5/8/10	0.3	0.00	0.30

**Team Total 0.30**







# 2010 Outdoor, Week #6

Only those who score >0.01 pts are shown


## MEN

**109**  **West Chester** **unch**  
 Pennsylvania State Athletic Conference


Event	Scrd As	Athlete	Yr	Mark	Date	Pl. Pts.	Bonus	TOTAL
▶ 4x400	28	Perry, Johnson, Houser, Espenshade		3:15.77	4/20/10	0.3	0.00	0.30
<b>Team Total</b>								<b>0.30</b>

**114**  **Humboldt State** **unch**  
 California Collegiate Athletic Association


Event	Scrd As	Athlete	Yr	Mark	Date	Pl. Pts.	Bonus	TOTAL
▶ 10k	35	Andrew SYLVESTER	SO	30:42.27	4/15/10	0.02	0.00	0.02
<b>Team Total</b>								<b>0.02</b>

**110**  **Glennville State** ▼ **4**  
 West Virginia Intercollegiate Athletic Conference


Event	Scrd As	Athlete	Yr	Mark	Date	Pl. Pts.	Bonus	TOTAL
▶ 100m	30	Ahkeem FIGGS	JR	10.62w	4/3/10	0.2	0.10	0.30
<b>Team Total</b>								<b>0.30</b>

**111**  **Truman State** **unch**  
 Mid-America Intercollegiate Athletics Association

Event	Scrd As	Athlete	Yr	Mark	Date	Pl. Pts.	Bonus	TOTAL
▶ LJ	29	Demetrius LAVANT	JR	7.12mw 23-4½	5/8/10	0.25	0.00	0.25
<b>Team Total</b>								<b>0.25</b>

**112**  **Limestone**  
 Conference Carolinas

Event	Scrd As	Athlete	Yr	Mark	Date	Pl. Pts.	Bonus	TOTAL
▶ TJ	32	James HUDSON	SO	14.38mw 47-2½	5/7/10	0.12	0.00	0.12
<b>Team Total</b>								<b>0.12</b>

**113**  **Texas A&M-Commerce** ▲ **1**  
 Lone Star Conference

Event	Scrd As	Athlete	Yr	Mark	Date	Pl. Pts.	Bonus	TOTAL
▶ 4x400	32	Thornton, Day, Sinegal, Womack		3:16.30	5/7/10	0.12	0.00	0.12
<b>Team Total</b>								<b>0.12</b>



# 2010 Outdoor, Week #6

Only those who score >0.01 pts are shown

## WOMEN

**1**



**Angelo State**  
Lone Star Conference

**unch**

Event	Scrd As	Athlete	Yr	Mark	Date	Pl. Pts.	Bonus	TOTAL	
▶ 100m	13	Celethia BYRD	SR	11.77w	3/31/10	3.5	0.58	4.08	
▶ 200m	4	Celethia BYRD	SR	23.82w	5/7/10	14	1.32	15.32	
▶ 200m	26	Aisha ADAMS	JR	24.48w	3/31/10	0.4	0.12	0.52	
▶ 400m	3	Celethia BYRD	SR	54.64	3/26/10	16	1.71	17.71	
▶ 400m	25	Kris CROCKETT	SR	55.90	5/7/10	0.45	0.11	0.56	
▶ 800m	4	Andria NUSSEY	SR	2:09.51	3/31/10	14	1.43	15.43	
▶ H100	3	Aisha ADAMS	JR	13.34w	5/7/10	16	2.59	18.59	
▶ H100	5	Chrystal RUIZ	SR	13.63w	5/7/10	12	1.50	13.50	
▶ H400	1	Aisha ADAMS	JR	57.94	4/8/10	20	3.60	23.60	
▶ H400	4	Chrystal RUIZ	SR	59.19	5/7/10	14	2.15	16.15	
▶ H400	13	Kris CROCKETT	SR	1:01.13	5/7/10	3.5	0.50	4.00	
▶ 4x100	5	Adams, Byrd, Hooker, Myers		46.28	5/7/10	12	1.44	13.44	
▶ 4x400	2	Ruiz, Byrd, Adams, Nussey		3:40.29	3/31/10	18	3.12	21.12	
▶ HJ	2	Aisha ADAMS	JR	1.77m	5-9%	3/31/10	18	2.20	20.20
▶ HJ	18	Chrystal RUIZ	SR	1.69m	5-6%	5/7/10	1	0.21	1.21
▶ PV	18	Summer SUTHERLAND	FR	3.66m	12-0	3/6/10	1	0.14	1.14
▶ LJ	3	Aisha ADAMS	JR	6.30mw	20-8	5/7/10	16	2.94	18.94
▶ LJ	7	Andria NUSSEY	SR	6.00m	19-8%	4/8/10	9	1.00	10.00
▶ LJ	16	Chrystal RUIZ	SR	5.81m	19-¾	5/7/10	2	0.20	2.20
▶ LJ	27	Kris CROCKETT	SR	5.72mw	18-9%	5/7/10	0.35	0.00	0.35
▶ TJ	2	Aisha ADAMS	JR	12.45m	40-10%	4/8/10	18	2.14	20.14
▶ SP	17	Kimberly WILLIAMS	FR	13.91m	45-7%	5/7/10	1.5	0.27	1.77
▶ DISC	21	Jayda SPENCER	SO	44.09m	144-8	5/7/10	0.7	0.00	0.70
▶ HEPT	1	Aisha ADAMS	JR	5,795	3/31/10	20	4.67	24.67	
▶ HEPT	2	Chrystal RUIZ	SR	5,373	5/7/10	18	2.08	20.08	
▶ HEPT	15	Andria NUSSEY	SR	4,869	3/18/10	2.5	0.32	2.82	

**Team Total 288.23**

**2**



**Lincoln (Mo.)**  
Heartland Conference

**unch**

Event	Scrd As	Athlete	Yr	Mark	Date	Pl. Pts.	Bonus	TOTAL	
▶ 100m	1	Semoy HACKETT	SO	11.30	4/9/10	20	3.06	23.06	
▶ 100m	11	Tia ROLLE	SO	11.76	4/9/10	5	0.62	5.62	
▶ 100m	20	Nyoka COLE	JR	11.93w	4/14/10	0.8	0.19	0.99	
▶ 100m	27	Shanna Kay WRIGHT	JR	12.00w	4/30/10	0.35	0.06	0.41	
▶ 100m	31	Kirlene ROBERTS	SO	12.05	4/9/10	0.16	0.00	0.16	
▶ 200m	1	Semoy HACKETT	SO	23.07	5/7/10	20	3.84	23.84	
▶ 200m	5	Nyoka COLE	JR	23.90	4/9/10	12	1.07	13.07	
▶ 200m	14	Anna Kay CAMPBELL	SR	24.24w	4/14/10	3	0.37	3.37	
▶ 200m	18	Tia ROLLE	SO	24.35	4/9/10	1	0.26	1.26	
▶ 200m	22	Sudian DAVIS	SR	24.44	4/9/10	0.6	0.16	0.76	
▶ 200m	23	Michelle CUMBERBATCH	FR	24.45	4/9/10	0.55	0.15	0.70	
▶ 400m	1	Nyoka COLE	JR	54.46	4/9/10	20	2.03	22.03	
▶ 400m	6	Michelle CUMBERBATCH	FR	54.93	4/9/10	10	1.18	11.18	
▶ 400m	26	Keniesha JONES	JR	55.99	5/7/10	0.4	0.05	0.45	
▶ H400	3	Michelle CUMBERBATCH	FR	59.17	4/14/10	16	2.17	18.17	
▶ H400	11	Keniesha JONES	JR	1:01.06	4/2/10	5	0.55	5.55	
▶ 4x100	1	Roberts, Hackett, Cole, Rolle		44.65	5/7/10	20	5.33	25.33	
▶ 4x400	1	Cumberbatch, Jones, Davis, Cole		3:38.55	4/21/10	20	3.89	23.89	
▶ HJ	12	Anna Kay CAMPBELL	SR	1.70m	5-7	4/9/10	4	0.33	4.33
▶ LJ	1	Anna Kay CAMPBELL	SR	6.37mw	20-10%	4/21/10	20	3.54	23.54
▶ LJ	6	Racquel ANDERSON	SR	6.05m	19-10%	4/10/10	10	1.29	11.29
▶ TJ	12	Kimberly HODGES	JR	12.09m	39-8	4/10/10	4	0.60	4.60
▶ HEPT	5	Anna Kay CAMPBELL	SR	5,245	4/14/10	12	1.37	13.37	

**Team Total 236.97**



# 2010 Outdoor, Week #6

Only those who score >0.01 pts are shown

## WOMEN

3



### Grand Valley State unch

Great Lakes Intercollegiate Athletic Conference

Event	Scrd As	Athlete	Yr	Mark	Date	Pl. Pts.	Bonus	TOTAL	
▶ 100m	20	Candice WHEAT	SR	11.93w	5/5/10	0.8	0.19	0.99	
▶ 400m	21	Kayla VALLAR	JR	55.71	4/15/10	0.7	0.22	0.92	
▶ 400m	31	Chanelle CALDWELL	SO	56.30	4/30/10	0.16	0.00	0.16	
▶ 800m	3	Chanelle CALDWELL	SO	2:07.68	4/15/10	16	2.44	18.44	
▶ 1500	7	Monica KINNEY	SO	4:29.36	4/22/10	9	0.88	9.88	
▶ 1500	20	Eileen CREUTZ	JR	4:33.93	4/22/10	0.8	0.19	0.99	
▶ 1500	30	Karie MCDONALD	SO	4:35.52	4/16/10	0.2	0.06	0.26	
▶ 1500	31	Rebecca WINCHESTER	JR	4:35.57	4/22/10	0.16	0.06	0.22	
▶ 5000	5	Monica KINNEY	SO	16:37.00	4/15/10	12	0.96	12.96	
▶ 5000	7	Eileen CREUTZ	JR	16:40.99	4/15/10	9	0.79	9.79	
▶ 5000	12	Megan MACERATINI	JR	16:45.91	4/15/10	4	0.58	4.58	
▶ 5000	13	Amy KOLIN	JR	16:46.01	4/15/10	3.5	0.57	4.07	
▶ 5000	24	Julia NOWAK	SO	17:03.12	4/15/10	0.5	0.05	0.55	
▶ 10k	13	Megan MACERATINI	JR	35:22.79	3/26/10	3.5	0.46	3.96	
▶ 10k	18	Lynsey ARDINGO	SR	35:45.61	3/26/10	1	0.20	1.20	
▶ H100	7	Candice WHEAT	SR	13.68w	4/15/10	9	1.35	10.35	
▶ H100	29	Jade HULL	SO	14.37	4/24/10	0.25	0.00	0.25	
▶ H400	9	Danielle FONSECA	SR	1:00.69	4/15/10	7	0.82	7.82	
▶ H400	20	Kirsten NOZIME	SR	1:01.94	4/30/10	0.8	0.16	0.96	
▶ H400	30	Jade HULL	SO	1:02.97	4/15/10	0.2	0.00	0.20	
▶ Steepl	8	Karie MCDONALD	SO	10:36.22	4/15/10	8	1.15	9.15	
▶ Steepl	13	Rebecca WINCHESTER	JR	10:44.97	4/15/10	3.5	0.53	4.03	
▶ Steepl	22	Jessie VICKERS	JR	10:54.84	5/5/10	0.6	0.13	0.73	
▶ 4x100	20	Vallar, Wheat, Hull, Triner		47.30	4/30/10	0.8	0.00	0.80	
▶ 4x400	5	Caldwell, Vallar, Fonseca, Wheat		3:42.38	4/15/10	12	2.21	14.21	
▶ HJ	8	Maegan DOYEN	SR	1.72m	5-7½	4/9/10	8	0.78	8.78
▶ PV	9	Jocelyn KUKSA	SO	3.80m	12-5½	4/30/10	7	0.74	7.74
▶ PV	12	Christi KETTELHUT	SR	3.77m	12-4½	4/23/10	4	0.56	4.56
▶ PV	17	Emily MCKERCHIE	SO	3.67m	12-½	4/23/10	1.5	0.18	1.68
▶ SP	2	Lauren BURESH	SO	15.19m	49-10	4/9/10	18	2.79	20.79
▶ SP	8	Sam LOCKHART	FR	14.48m	47-6¼	4/9/10	8	1.05	9.05
▶ DISC	5	Sam LOCKHART	FR	46.75m	153-4	4/9/10	12	1.43	13.43
▶ DISC	10	Jamie SMITH	FR	46.04m	151-0	4/24/10	6	0.73	6.73
▶ DISC	14	Melanie HUHN	SO	45.49m	149-3	4/30/10	3	0.42	3.42
▶ DISC	25	Lauren BURESH	SO	43.60m	143-0	4/9/10	0.45	0.00	0.45
▶ HT	1	Liz MURPHY	FR	60.29m	197-9	5/5/10	20	4.15	24.15
▶ HT	14	Emily FOX	SR	53.45m	175-4	4/24/10	3	0.45	3.45

**Team Total 221.68**

4



### UC San Diego unch

California Collegiate Athletic Association

Event	Scrd As	Athlete	Yr	Mark	Date	Pl. Pts.	Bonus	TOTAL	
▶ 100m	10	Kelly FOGARTY	JR	11.74	4/10/10	6	0.70	6.70	
▶ 100m	22	Christine MERRILL	SR	11.94	4/17/10	0.6	0.17	0.77	
▶ 200m	8	Kelly FOGARTY	JR	23.97	5/6/10	8	0.92	8.92	
▶ 200m	12	Christine MERRILL	SR	24.18	3/13/10	4	0.47	4.47	
▶ 400m	5	Christine MERRILL	SR	54.76	5/6/10	12	1.49	13.49	
▶ H100	8	Christine MERRILL	SR	13.84	3/13/10	8	0.88	8.88	
▶ H100	30	Stephanie LEFEVER	JR	14.40	5/6/10	0.2	0.00	0.20	
▶ H400	2	Christine MERRILL	SR	58.92	3/27/10	18	2.46	20.46	
▶ H400	25	Caitlin MEAGHER	SO	1:02.52	5/6/10	0.45	0.00	0.45	
▶ H400	35	Allison RUDD	SO	1:03.33	5/6/10	0.02	0.00	0.02	
▶ 4x100	8	Merrill, Hitchens, Rose, Fogarty		46.47	5/6/10	8	1.00	9.00	
▶ 4x400	6	Rose, Fogarty, LeFever, Merrill		3:45.27	5/6/10	10	1.23	11.23	
▶ HJ	1	Linda RAINWATER	SR	1.79m	5-10½	4/14/10	20	2.92	22.92
▶ HJ	28	Stephanie LEFEVER	JR	1.67m	5-5½	5/6/10	0.3	0.00	0.30
▶ PV	9	Donna LEFEVER	SR	3.80m	12-5½	4/10/10	7	0.74	7.74
▶ PV	32	Lyndly TAMURA	SR	3.42m	11-2½	5/6/10	0.12	0.00	0.12
▶ LJ	5	Stephanie LEFEVER	JR	6.06mw	19-10½	2/20/10	12	1.35	13.35
▶ LJ	14	Leah MURPHY	SR	5.82m	19-1¼	4/17/10	3	0.23	3.23
▶ TJ	21	Leah MURPHY	SR	11.83m	38-9¾	4/23/10	0.7	0.11	0.81
▶ TJ	23	Stephanie LEFEVER	JR	11.81m	38-9	5/6/10	0.55	0.07	0.62
▶ HT	15	Marie ARCHER	SR	52.40m	171-11	3/27/10	2.5	0.20	2.70
▶ JAV	5	Theresa RICHARDS	JR	45.65m	149-9	4/23/10	12	1.68	13.68
▶ HEPT	3	Linda RAINWATER	SR	5,333		4/14/10	16	1.84	17.84
▶ HEPT	7	Stephanie LEFEVER	JR	5,193		4/14/10	9	1.15	10.15

**Team Total 178.06**



# 2010 Outdoor, Week #6

Only those who score >0.01 pts are shown

## WOMEN

5



### Abilene Christian

Lone Star Conference

▲ 1

Event	Scrd As	Athlete	Yr	Mark	Date	Pl. Pts.	Bonus	TOTAL	
▶ 100m	4	Wanda HUTSON	SR	11.47w	5/7/10	14	1.99	15.99	
▶ 100m	9	Kim PRATHER	SR	11.71w	5/7/10	7	0.82	7.82	
▶ 100m	17	Sydney SMITH	FR	11.89w	5/7/10	1.5	0.27	1.77	
▶ 200m	15	Wanda HUTSON	SR	24.26	4/10/10	2.5	0.35	2.85	
▶ 200m	16	Kim PRATHER	SR	24.28w	5/7/10	2	0.33	2.33	
▶ 400m	11	Kim PRATHER	SR	55.06	5/1/10	5	0.95	5.95	
▶ 1500	21	Anais BELLEDANT	JR	4:34.09	5/1/10	0.7	0.18	0.88	
▶ H400	32	Jessica WITHROW	SR	1:03.15	5/1/10	0.12	0.00	0.12	
▶ Steepl	30	Chloe SUSSET	SO	11:06.49	4/15/10	0.2	0.00	0.20	
▶ 4x100	2	Smith, Hutson, Foster, Prather		45.70	5/7/10	18	2.79	20.79	
▶ HJ	35	Jessica WITHROW	SR	1.66m	5-5½	5/7/10	0.02	0.00	0.02
▶ PV	23	Elizabeth BUYSE	SR	3.55m	11-7¾	4/10/10	0.55	0.00	0.55
▶ LJ	12	Amanda CLEMONS	SO	5.89m	19-4	5/7/10	4	0.44	4.44
▶ TJ	2	Amanda CLEMONS	SO	12.45m	40-10¾	5/7/10	18	2.14	20.14
▶ TJ	5	Destinee NIXON	JR	12.35m	40-6¾	5/1/10	12	1.59	13.59
▶ DISC	2	Paige NEWBY	JR	47.90m	157-2	4/10/10	18	2.80	20.80
▶ DISC	20	Jessica SLOSS	SR	44.33m	145-5	4/23/10	0.8	0.00	0.80
▶ HT	12	Jessica SLOSS	SR	53.99m	177-1	5/1/10	4	0.58	4.58
▶ HT	19	Paige NEWBY	JR	51.70m	169-7	5/1/10	0.9	0.03	0.93
▶ JAV	1	Linda BRIVULE	SR	51.08m	167-7	5/1/10	20	5.58	25.58
▶ HEPT	13	Jessica WITHROW	SR	4,951	5/7/10	3.5	0.50	4.00	
<b>Team Total</b>								<b>154.14</b>	

6



### Adams State

Rocky Mountain Athletic Conference

▼ 1

Event	Scrd As	Athlete	Yr	Mark	Date	Pl. Pts.	Bonus	TOTAL	
▶ 100m	3	Indira SPENCE	SO	11.45w	5/1/10	16	2.11	18.11	
▶ 200m	2	Indira SPENCE	SO	23.51	4/15/10	18	2.34	20.34	
▶ 800m	27	Alicia NELSON	FR	2:14.13	4/10/10	0.35	0.00	0.35	
▶ 800m	30	Jessica ADAMS	SR	2:14.23	5/1/10	0.2	0.00	0.20	
▶ 1500	15	Alicia NELSON	FR	4:32.76	4/3/10	2.5	0.29	2.79	
▶ 1500	25	Sofia MONROE	JR	4:34.64	4/10/10	0.45	0.13	0.58	
▶ 5000	6	Kristen MCGLYNN	FR	16:37.35	4/15/10	10	0.95	10.95	
▶ 5000	33	Ashley QUINTANA	JR	17:12.82	5/1/10	0.08	0.00	0.08	
▶ 10k	4	Kristen MCGLYNN	FR	34:37.21	5/1/10	14	1.51	15.51	
▶ 10k	17	Ashley QUINTANA	JR	35:41.90	4/15/10	1.5	0.23	1.73	
▶ H100	1	Indira SPENCE	SO	13.13	4/15/10	20	3.58	23.58	
▶ H400	15	Lindsey GRASMICK	SO	1:01.18	5/1/10	2.5	0.46	2.96	
▶ Steepl	1	Alicia NELSON	FR	10:20.92	5/1/10	20	2.96	22.96	
▶ Steepl	5	Cassie MITCHELL	SO	10:33.57	4/15/10	12	1.37	13.37	
▶ Steepl	15	Janette CARY	SR	10:47.62	5/1/10	2.5	0.42	2.92	
▶ 4x100	34	Grasmick, Spence, Ralph, Doyle		47.94	4/23/10	0.04	0.00	0.04	
▶ 4x400	25	Grasmick, Adams, Spence, Nelson		3:52.20	4/10/10	0.45	0.00	0.45	
▶ PV	16	Annelise PRADAL	JR	3.71m	12-2	4/23/10	2	0.33	2.33
▶ LJ	31	Amanda DOYLE	SR	5.67mw	18-7¾	4/3/10	0.16	0.00	0.16
▶ SP	22	Tamara FOWLER	JR	13.69m	44-11	5/1/10	0.6	0.03	0.63
▶ DISC	12	Jenna BOHNEN	SO	45.94m	150-8	4/10/10	4	0.65	4.65
▶ JAV	20	Amanda DOYLE	SR	41.48m	136-1	4/23/10	0.8	0.00	0.80
▶ HEPT	17	Amanda DOYLE	SR	4,839	4/14/10	1.5	0.26	1.76	
▶ HEPT	30	Renee HARRIS	SR	4,470	4/14/10	0.2	0.00	0.20	
<b>Team Total</b>								<b>147.45</b>	



# 2010 Outdoor, Week #6

Only those who score >0.01 pts are shown

## WOMEN

7



**Seattle Pacific**

Great Northwest Athletic Conference

unch

Event	Scrd As	Athlete	Yr	Mark	Date	Pl. Pts.	Bonus	TOTAL
▶ 800m	1	Jessica PIXLER	SR	2:04.89	4/16/10	20	4.19	24.19
▶ 800m	8	Lisa ANDERBERG	SR	2:10.98	3/26/10	8	0.85	8.85
▶ 800m	9	Jane LARSON	SR	2:11.19	4/16/10	7	0.76	7.76
▶ 1500	1	Jessica PIXLER	SR	4:11.06	4/15/10	20	5.78	25.78
▶ 1500	2	Jane LARSON	SR	4:23.05	3/26/10	18	2.49	20.49
▶ 1500	29	Kate HARLINE	SR	4:35.47	4/30/10	0.25	0.07	0.32
▶ 5000	1	Jessica PIXLER	SR	15:44.07	3/26/10	D 20	4.26	6.26
▶ HJ	18	Brittany AANSTAD	JR	1.69m 5-6½	3/24/10	1	0.21	1.21
▶ HJ	28	Katy GROSS	FR	1.67m 5-5½	3/20/10	0.3	0.00	0.30
▶ HJ	28	Ali WORTHEN	SO	1.67m 5-5½	3/20/10	0.3	0.00	0.30
▶ PV	9	Melissa PEASLEE	JR	3.80m 12-5½	4/15/10	7	0.74	7.74
▶ TJ	9	Amanda ALVAREZ	FR	12.11mw 39-8½	5/8/10	7	0.67	7.67
▶ JAV	7	Brittany AANSTAD	JR	44.19m 144-11	5/8/10	9	0.92	9.92
▶ JAV	27	Carly ANDREWS	SO	40.36m 132-5	5/1/10	0.35	0.00	0.35
▶ HEPT	18	Crystal SIMS	JR	4,769	5/3/10	1	0.10	1.10

**Team Total 122.23**

8



**Missouri Southern**

Mid-America Intercollegiate Athletics Association

unch

Event	Scrd As	Athlete	Yr	Mark	Date	Pl. Pts.	Bonus	TOTAL
▶ 800m	19	Carita RIUTTA	JR	2:12.96	4/30/10	0.9	0.20	1.10
▶ 1500	22	Courtney WALTBILLIG	SR	4:34.27	4/30/10	0.6	0.16	0.76
▶ 1500	32	Kimi SHANK	JR	4:35.67	4/9/10	0.12	0.05	0.17
▶ 5000	15	Kimi SHANK	JR	16:46.93	5/8/10	2.5	0.53	3.03
▶ 5000	30	Courtney WALTBILLIG	SR	17:11.50	3/25/10	0.2	0.00	0.20
▶ 10k	7	Kimi SHANK	JR	34:56.57	4/15/10	9	0.96	9.96
▶ 10k	21	Ashley BUNCH	SR	35:51.88	5/8/10	0.7	0.14	0.84
▶ H100	15	Channell LLOYD	SR	14.09	5/8/10	2.5	0.31	2.81
▶ H400	31	Channell LLOYD	SR	1:03.09	5/8/10	0.16	0.00	0.16
▶ Steepl	9	Ashley BUNCH	SR	10:40.53	4/30/10	7	0.80	7.80
▶ HJ	2	Lisa VENGELS	SO	1.77m 5-9½	5/8/10	18	2.20	20.20
▶ PV	3	Ciara LIPSEY	SR	3.96m 12-11½	4/30/10	16	2.07	18.07
▶ TJ	9	Channell LLOYD	SR	12.11m 39-8½	4/3/10	7	0.67	7.67
▶ TJ	33	Cyarra PRINCE	SO	11.63m 38-2	5/8/10	0.08	0.00	0.08
▶ SP	9	Nicole GREEN	SO	14.39m 47-2½	4/23/10	7	0.86	7.86
▶ DISC	7	Kiley JONES	FR	46.54m 152-8	4/3/10	9	1.18	10.18
▶ DISC	28	Nicole GREEN	SO	43.35m 142-2	4/16/10	0.3	0.00	0.30
▶ HT	3	Emilie MIESELER	SR	56.89m 186-7	4/23/10	16	1.82	17.82
▶ JAV	25	Jill WEEKS	SR	40.87m 134-1	4/16/10	0.45	0.00	0.45

**Team Total 109.46**

9



**Johnson C. Smith**

Central Intercollegiate Athletic Association

unch

Event	Scrd As	Athlete	Yr	Mark	Date	Pl. Pts.	Bonus	TOTAL
▶ 100m	7	Shermaine WILLIAMS	JR	11.67	4/16/10	9	0.98	9.98
▶ 100m	15	Rosemarie CARTY	SO	11.87	4/16/10	2.5	0.31	2.81
▶ 100m	28	Monique KELLY	SO	12.03	4/16/10	0.3	0.00	0.30
▶ 100m	34	Lakaevia TYLER	JR	12.10	4/16/10	0.04	0.00	0.04
▶ 200m	9	Shermaine WILLIAMS	JR	23.98	4/16/10	7	0.90	7.90
▶ 200m	27	Monique KELLY	SO	24.54	4/10/10	0.35	0.06	0.41
▶ H100	2	Shermaine WILLIAMS	JR	13.33	4/20/10	18	2.63	20.63
▶ H100	4	Rosemarie CARTY	SO	13.55	3/18/10	14	1.74	15.74
▶ H100	14	Nikki BOSTON	JR	14.07	3/18/10	3	0.34	3.34
▶ H400	8	Nikki BOSTON	JR	1:00.66	3/18/10	8	0.84	8.84
▶ 4x100	3	Carty, Williams, Reid, Kelly		46.07	4/20/10	16	1.92	17.92
▶ 4x400	7	Carty, Reid, Williams, Kelly		3:45.41	4/10/10	9	1.19	10.19

**Team Total 98.11**

10



**Shippensburg**

Pennsylvania State Athletic Conference

unch

Event	Scrd As	Athlete	Yr	Mark	Date	Pl. Pts.	Bonus	TOTAL
▶ 400m	17	Erica HESS	JR	55.51	4/9/10	1.5	0.34	1.84
▶ 800m	5	Amanda RADABAUGH	SO	2:09.91	5/1/10	12	1.27	13.27
▶ 800m	13	Mary DELL	SR	2:12.20	4/3/10	D 3.5	0.37	2.37
▶ 800m	21	Emily DUBS	JR	2:13.23	5/1/10	0.7	0.15	0.85
▶ 800m	25	Neely SPENCE	SO	2:13.89	4/3/10	0.45	0.02	0.47
▶ 800m	31	Abigail HUBER	JR	2:14.32	4/3/10	0.16	0.00	0.16
▶ 1500	3	Mary DELL	SR	4:27.25	5/1/10	16	1.41	17.41
▶ 1500	4	Abigail HUBER	JR	4:28.18	5/1/10	14	1.17	15.17
▶ 5000	3	Neely SPENCE	SO	16:13.34	4/20/10	16	2.22	18.22
▶ Steepl	2	Mary DELL	SR	10:26.90	4/20/10	18	2.19	20.19
▶ 4x400	14	Bingaman, Dubs, Fornshell, Dubs		3:50.04	4/3/10	3	0.06	3.06
▶ HJ	18	Rebekah NEWHART	JR	1.69m 5-6½	3/26/10	1	0.21	1.21
▶ TJ	19	Amanda SPICKLER	SR	11.88m 38-11½	4/30/10	0.9	0.20	1.10
▶ HT	20	Stephanie HARRISON	JR	51.65m 169-5	4/9/10	0.8	0.02	0.82

**Team Total 96.16**



# 2010 Outdoor, Week #6

Only those who score >0.01 pts are shown

## WOMEN

11

**Winona State**  
Northern Sun Intercollegiate Conference

unch

Event	Scrd As	Athlete	Yr	Mark	Date	Pl. Pts.	Bonus	TOTAL	
▶ 100m	16	Caitlin DHEIN	SO	11.88w	5/1/10	2	0.29	<b>2.29</b>	
▶ 200m	13	Kelly SHAW	FR	24.21w	5/1/10	3.5	0.41	<b>3.91</b>	
▶ 400m	7	Kelly SHAW	FR	54.94	4/10/10	9	1.16	<b>10.16</b>	
▶ 4x100	24	Milkent, Drangstveit, Derby, Dhein		47.69	5/1/10	0.5	0.00	<b>0.50</b>	
▶ 4x400	16	Bradford, Braun, Rynda, Shaw		3:50.14	5/1/10	2	0.05	<b>2.05</b>	
▶ SP	7	Rebecca STIER	JR	14.59m	47-10½	4/10/10	9	1.29	<b>10.29</b>
▶ SP	10	Mary THEISEN	FR	14.26m	46-9½	4/2/10	6	0.66	<b>6.66</b>
▶ SP	21	Shanai GUIDER	FR	13.75m	45-1½	4/2/10	0.7	0.10	<b>0.80</b>
▶ SP	31	Chelsey BROWN	SR	13.39m	43-11¼	3/26/10	0.16	0.00	<b>0.16</b>
▶ DISC	1	Mary THEISEN	FR	49.37m	161-11	4/24/10	20	4.55	<b>24.55</b>
▶ DISC	6	Rebecca STIER	JR	46.58m	152-10	4/2/10	10	1.22	<b>11.22</b>
▶ DISC	8	Shanai GUIDER	FR	46.29m	151-10	4/2/10	8	0.93	<b>8.93</b>
▶ HT	17	Jenny SCHULER	SO	52.21m	171-3	5/7/10	1.5	0.15	<b>1.65</b>
▶ HT	33	Rebecca STIER	JR	49.79m	163-4	4/10/10	0.08	0.00	<b>0.08</b>
▶ JAV	11	Lauren BROWN	JR	42.93m	140-10	4/2/10	5	0.31	<b>5.31</b>
▶ JAV	32	Krystle LONNING	JR	39.79m	130-6	4/2/10	0.12	0.00	<b>0.12</b>
Team Total								88.68	

12

**Ashland**  
Great Lakes Intercollegiate Athletic Conference

unch

Event	Scrd As	Athlete	Yr	Mark	Date	Pl. Pts.	Bonus	TOTAL	
▶ 400m	4	Steph TINNEY	JR	54.65	4/23/10	14	1.69	<b>15.69</b>	
▶ 800m	16	Steph TINNEY	JR	2:12.51	3/27/10	2	0.29	<b>2.29</b>	
▶ H100	30	Lisa ROTH	JR	14.40	4/23/10	0.2	0.00	<b>0.20</b>	
▶ H400	26	Lisa ROTH	JR	1:02.55	3/18/10	0.4	0.00	<b>0.40</b>	
▶ 4x400	29	Roth, Allen, Bourne, Tinney		3:53.00	4/23/10	0.25	0.00	<b>0.25</b>	
▶ HJ	5	Abby KACSANDI	JR	1.75m	5-8¾	4/23/10	12	1.51	<b>13.51</b>
▶ LJ	22	Steph ABBOTT	JR	5.76m	18-10¾	4/3/10	0.6	0.05	<b>0.65</b>
▶ LJ	27	Cheryl BOURNE	SO	5.72m	18-9¾	4/23/10	0.35	0.00	<b>0.35</b>
▶ SP	3	Kelly ASH	SO	15.13m	49-7¾	4/23/10	16	2.60	<b>18.60</b>
▶ DISC	4	Tara COOPER	JR	46.88m	153-9	4/9/10	14	1.58	<b>15.58</b>
▶ DISC	11	Kelly ASH	SO	45.99m	150-10	4/3/10	5	0.69	<b>5.69</b>
▶ HT	8	Tara COOPER	JR	55.63m	182-6	4/23/10	8	1.10	<b>9.10</b>
▶ HT	23	Kelly ASH	SO	51.22m	168-0	5/5/10	0.55	0.00	<b>0.55</b>
▶ HT	29	Kayla KING	SR	50.26m	164-10	4/23/10	0.25	0.00	<b>0.25</b>
▶ HT	35	Katie SOPHER	JR	49.35m	161-11	4/3/10	0.02	0.00	<b>0.02</b>
▶ HEPT	14	Lisa ROTH	JR	4,931	5/5/10	3	0.46	<b>3.46</b>	
▶ HEPT	28	Cheryl BOURNE	SO	4,514	5/5/10	0.3	0.00	<b>0.30</b>	
▶ HEPT	32	Abby KACSANDI	JR	4,463	4/16/10	0.12	0.00	<b>0.12</b>	
Team Total								87.01	

13

**Saint Augustine's**  
Central Intercollegiate Athletic Association

unch

Event	Scrd As	Athlete	Yr	Mark	Date	Pl. Pts.	Bonus	TOTAL	
▶ 100m	2	Barbara PIERRE	SR	11.39	4/20/10	18	2.49	<b>20.49</b>	
▶ 100m	35	Angelique SMITH	SR	12.11	4/16/10	0.02	0.00	<b>0.02</b>	
▶ 200m	6	Barbara PIERRE	SR	23.92	4/16/10	10	1.03	<b>11.03</b>	
▶ 200m	7	Angelique SMITH	SR	23.96	4/16/10	9	0.94	<b>9.94</b>	
▶ 400m	19	Angelique SMITH	SR	55.55	4/10/10	0.9	0.31	<b>1.21</b>	
▶ 400m	29	Sheena JOHNS	JR	56.23	5/9/10	0.25	0.00	<b>0.25</b>	
▶ H100	35	Ebony WILLIS	JR	14.45	4/16/10	0.02	0.00	<b>0.02</b>	
▶ 4x100	4	Jackson, Smith, Johns, Pierre		46.25	3/26/10	14	1.51	<b>15.51</b>	
▶ 4x400	4	Mobley, Pierre, Johns, Smith		3:41.96	3/26/10	14	2.39	<b>16.39</b>	
▶ LJ	21	Keisha PARRIS	FR	5.77mw	18-11¼	4/29/10	0.7	0.08	<b>0.78</b>
▶ TJ	14	Kirsten FIELDS	JR	12.01m	39-5	5/9/10	3	0.44	<b>3.44</b>
Team Total								79.08	





# 2010 Outdoor, Week #6

Only those who score >0.01 pts are shown

## WOMEN

14

### Fort Valley State

Southern Intercollegiate Athletic Conference

▲ 2

Event	Scrd As	Athlete	Yr	Mark	Date	Pl. Pts.	Bonus	TOTAL
▶ 100m	8	Portia WILSON	FR	11.69	4/3/10	8	0.90	<b>8.90</b>
▶ 200m	17	Portia WILSON	FR	24.30	4/15/10	1.5	0.31	<b>1.81</b>
▶ 400m	33	Latonya PAYNE	FR	56.38	4/15/10	0.08	0.00	<b>0.08</b>
▶ H100	17	Nakela JACKSON	JR	14.17	4/15/10	1.5	0.20	<b>1.70</b>
▶ H400	23	T'Shara HICKS	SR	1:02.43	4/15/10	0.55	0.00	<b>0.55</b>
▶ 4x100	6	Burke, Holland, Moore, Wilson		46.40	4/3/10	10	1.16	<b>11.16</b>
▶ 4x400	8	Moore, Hicks, Wilson, Payne		3:46.65	5/8/10	8	0.85	<b>8.85</b>
▶ LJ	2	Antionette OGLESBY	JR	6.31mw 20-8½	5/8/10	18	3.02	<b>21.02</b>
▶ TJ	1	Antionette OGLESBY	JR	12.63m 41-5¼	5/8/10	20	3.12	<b>23.12</b>
▶ TJ	25	Kiana KEY	JR	11.77mw 38-7½	5/8/10	0.45	0.00	<b>0.45</b>
▶ TJ	30	Shankevia BURKE	FR	11.69mw 38-4¼	5/8/10	0.2	0.00	<b>0.20</b>
<b>Team Total</b>							<b>77.84</b>	

15

### Queens (N.C.)

Conference Carolinas

▼ 1

Event	Scrd As	Athlete	Yr	Mark	Date	Pl. Pts.	Bonus	TOTAL
▶ 800m	15	Maraya SLATTER	FR	2:12.31	5/8/10	2.5	0.33	<b>2.83</b>
▶ 1500	5	Tanya ZEFERJAHN	SR	4:28.76	4/10/10	<b>D</b> 12	1.03	<b>3.03</b>
▶ 5000	2	Tanya ZEFERJAHN	SR	16:03.51	3/26/10	18	2.89	<b>20.89</b>
▶ 5000	9	Meagan NEDLO	SR	16:44.30	4/20/10	7	0.65	<b>7.65</b>
▶ 10k	1	Tanya ZEFERJAHN	SR	33:09.47	5/1/10	20	4.14	<b>24.14</b>
▶ 10k	3	Meagan NEDLO	SR	34:37.06	3/26/10	16	1.52	<b>17.52</b>
▶ 10k	33	Holly ANNAS	SO	36:33.06	4/20/10	0.08	0.00	<b>0.08</b>
<b>Team Total</b>							<b>76.13</b>	

16

### Neb.-Omaha

Mid-America Intercollegiate Athletics Association

▼ 1

Event	Scrd As	Athlete	Yr	Mark	Date	Pl. Pts.	Bonus	TOTAL
▶ 100m	14	Maja MIHALINEC	SO	11.81	4/16/10	3	0.43	<b>3.43</b>
▶ 100m	25	Shannon MOORE	SR	11.99	4/16/10	0.45	0.08	<b>0.53</b>
▶ 200m	29	Maja MIHALINEC	SO	24.61	5/8/10	0.25	0.00	<b>0.25</b>
▶ 400m	28	Kayla KOEPKE	JR	56.08	4/16/10	0.3	0.00	<b>0.30</b>
▶ 800m	2	Anja PUC	JR	2:07.55	4/21/10	18	2.52	<b>20.52</b>
▶ 1500	8	Anja PUC	JR	4:29.83	5/1/10	8	0.76	<b>8.76</b>
▶ H100	24	Shannon MOORE	SR	14.26	4/9/10	0.5	0.07	<b>0.57</b>
▶ 4x400	3	Koepke, Puc, Moore, Saka		3:41.20	4/21/10	16	2.72	<b>18.72</b>
▶ LJ	13	Shannon MOORE	SR	5.88mw 19-3½	5/8/10	3.5	0.41	<b>3.91</b>
▶ SP	25	Lianne MCNAUGHTON	SO	13.61m 44-8	4/16/10	0.45	0.00	<b>0.45</b>
▶ HEPT	4	Shannon MOORE	SR	5,261	4/9/10	14	1.44	<b>15.44</b>
<b>Team Total</b>							<b>72.87</b>	

17

### Indiana (Pa.)

Pennsylvania State Athletic Conference

unch

Event	Scrd As	Athlete	Yr	Mark	Date	Pl. Pts.	Bonus	TOTAL
▶ 400m	34	Maddy OUTMAN	SR	56.40	4/9/10	0.04	0.00	<b>0.04</b>
▶ 800m	24	Maddy OUTMAN	SR	2:13.65	4/20/10	0.5	0.07	<b>0.57</b>
▶ H100	12	Maddy OUTMAN	SR	14.04	4/30/10	4	0.38	<b>4.38</b>
▶ H400	6	Maddy OUTMAN	SR	1:00.15	4/30/10	10	1.22	<b>11.22</b>
▶ LJ	4	Maddy OUTMAN	SR	6.09m 19-11¼	4/30/10	14	1.53	<b>15.53</b>
▶ LJ	9	Brianna LIEBOLD	JR	5.97m 19-7	4/30/10	7	0.82	<b>7.82</b>
▶ LJ	10	Laurie AJAVON	FR	5.96m 19-6¼	4/30/10	6	0.77	<b>6.77</b>
▶ LJ	11	Tamika TAYLOR	SO	5.92mw 19-5¼	5/8/10	5	0.53	<b>5.53</b>
▶ TJ	20	Laurie AJAVON	FR	11.84m 38-10¼	4/30/10	0.8	0.13	<b>0.93</b>
▶ JAV	16	Tiffany CORLE	SO	42.47m 139-4	3/27/10	2	0.18	<b>2.18</b>
▶ HEPT	8	Maddy OUTMAN	SR	5,182	4/20/10	8	1.11	<b>9.11</b>
<b>Team Total</b>							<b>64.08</b>	



# 2010 Outdoor, Week #6

Only those who score >0.01 pts are shown

## WOMEN

18

### Pittsburg State

Mid-America Intercollegiate Athletics Association

▲ 3

Event	Scrd As	Athlete	Yr	Mark	Date	Pl. Pts.	Bonus	TOTAL
▶ H100	20	Sarah THURBER	SR	14.20	4/10/10	0.8	0.16	0.96
▶ Steepl	32	Jennifer BUTLER	JR	11:11.62	5/8/10	0.12	0.00	0.12
▶ HJ	8	Gretchen CLARK	JR	1.72m 5-7½	4/10/10	8	0.78	8.78
▶ HJ	12	Emily MIDDLETON	SR	1.70m 5-7	4/30/10	4	0.33	4.33
▶ PV	14	Michelle MITCHELL	JR	3.75m 12-3½	4/10/10	3	0.48	3.48
▶ SP	5	Larissa RICHARDS	SO	14.69m 48-2½	4/23/10	12	1.50	13.50
▶ SP	11	Heidi SMITH	SO	14.24m 46-8½	5/8/10	5	0.63	5.63
▶ DISC	15	Larissa RICHARDS	SO	45.41m 148-11	5/8/10	2.5	0.39	2.89
▶ HT	21	Heidi SMITH	SO	51.42m 168-8	4/23/10	0.7	0.00	0.70
▶ JAV	6	Amber KLOSTER	FR	44.50m 146-0	5/8/10	10	1.08	11.08
▶ JAV	8	Shannon LYNCH	JR	43.50m 142-8	5/8/10	8	0.57	8.57
▶ JAV	28	Monica WUERTZ	FR	40.29m 132-2	5/8/10	0.3	0.00	0.30
<b>Team Total</b>								<b>60.35</b>

19

### Slippery Rock

Pennsylvania State Athletic Conference

▼ 1

Event	Scrd As	Athlete	Yr	Mark	Date	Pl. Pts.	Bonus	TOTAL
▶ 5000	20	Jen HARPP	SR	16:58.33	4/9/10	0.8	0.15	0.95
▶ 10k	5	Jen HARPP	SR	34:45.44	3/26/10	12	1.28	13.28
▶ 10k	30	Crystal BURNICK	JR	36:24.57	4/9/10	0.2	0.00	0.20
▶ H100	34	Amanda SEIGWORTH	JR	14.43	4/23/10	0.04	0.00	0.04
▶ H400	5	Amanda SEIGWORTH	JR	1:00.03	4/23/10	12	1.30	13.30
▶ H400	7	Allison SMITH	JR	1:00.42	4/23/10	9	1.02	10.02
▶ 4x100	25	Stanek, Seigworth, Smith, Tedesco		47.70	4/30/10	0.45	0.00	0.45
▶ 4x400	23	Tedesco, Snyder, Smith, Seigworth		3:51.99	4/10/10	0.55	0.00	0.55
▶ PV	3	Jennifer HANSEN	SR	3.96m 12-11½	4/30/10	16	2.07	18.07
▶ PV	26	Kelly FISHER	SO	3.50m 11-5¾	5/7/10	0.4	0.00	0.40
▶ TJ	16	Kim STITT	FR	11.96m 39-3	4/23/10	2	0.35	2.35
▶ HEPT	29	Kim STITT	FR	4,511	4/14/10	0.25	0.00	0.25
<b>Team Total</b>								<b>59.86</b>

20

### Cal State LA

California Collegiate Athletic Association

▼ 1

Event	Scrd As	Athlete	Yr	Mark	Date	Pl. Pts.	Bonus	TOTAL
▶ 100m	6	Moriah JUBREY	JR	11.65w	4/24/10	10	1.06	11.06
▶ 200m	3	Moriah JUBREY	JR	23.65w	4/24/10	16	1.88	17.88
▶ 400m	9	Moriah JUBREY	JR	54.99	5/1/10	7	1.07	8.07
▶ 400m	22	Brittany MANUEL	JR	55.75	5/6/10	0.6	0.19	0.79
▶ H100	22	Jamilah ST. CYR	SR	14.21	5/6/10	0.6	0.14	0.74
▶ 4x100	10	St. Cyr, Jubrey, Manuel, Vaughner		46.70	5/6/10	6	0.60	6.60
▶ 4x400	12	Manuel, Belt, Jubrey, Shoate		3:48.21	5/6/10	4	0.41	4.41
▶ HJ	28	Tuekeha HUNTLEY	SO	1.67m 5-5¾	2/27/10	0.3	0.00	0.30
▶ SP	13	Jamilah ST. CYR	SR	14.04m 46-¾	5/6/10	3.5	0.42	3.92
▶ JAV	18	Jamilah ST. CYR	SR	42.19m 138-5	5/6/10	1	0.11	1.11
▶ HEPT	12	Tuekeha HUNTLEY	SO	4,952	4/14/10	4	0.50	4.50
▶ HEPT	25	Jamilah ST. CYR	SR	4,544	5/6/10	0.45	0.00	0.45
<b>Team Total</b>								<b>59.84</b>

21

### Central Missouri

Mid-America Intercollegiate Athletics Association

▼ 1

Event	Scrd As	Athlete	Yr	Mark	Date	Pl. Pts.	Bonus	TOTAL
▶ H100	23	Lindsay LETTOW	SO	14.25	5/8/10	0.55	0.09	0.64
▶ H400	21	Lindsay LETTOW	SO	1:02.09	5/8/10	0.7	0.11	0.81
▶ H400	33	Storm SIMONS	FR	1:03.17	5/8/10	0.08	0.00	0.08
▶ H400	34	Angela SELBY	JR	1:03.24	5/8/10	0.04	0.00	0.04
▶ 4x100	32	Johnson, Selby, Mortenson, Lettow		47.89	4/21/10	0.12	0.00	0.12
▶ PV	30	Amy KENNISON	SR	3.43m 11-3	4/30/10	0.2	0.00	0.20
▶ LJ	18	Lindsay LETTOW	SO	5.80m 19-¾	3/18/10	1	0.17	1.17
▶ LJ	23	Angela SELBY	JR	5.74m 18-10	5/8/10	0.55	0.00	0.55
▶ TJ	15	Stephany JOHNSON	FR	11.97mw 39-3¾	4/10/10	2.5	0.37	2.87
▶ SP	4	Kayla MUYSKENS	SO	14.71m 48-3¾	4/30/10	14	1.54	15.54
▶ SP	28	Jesscia DONOVAN	JR	13.51m 44-4	5/8/10	0.3	0.00	0.30
▶ DISC	9	Kayla MUYSKENS	SO	46.05m 151-1	4/10/10	7	0.74	7.74
▶ HT	9	Kayla MUYSKENS	SO	55.25m 181-3	4/16/10	7	0.93	7.93
▶ HT	13	Jesscia DONOVAN	JR	53.87m 176-9	4/16/10	3.5	0.55	4.05
▶ JAV	19	Angela SELBY	JR	41.72m 136-10	5/8/10	0.9	0.00	0.90
▶ HEPT	9	Lindsay LETTOW	SO	5,167	5/8/10	7	1.04	8.04
▶ HEPT	11	Angela SELBY	JR	5,031	5/8/10	5	0.67	5.67
▶ HEPT	20	Anne CARLSON	SR	4,730	3/18/10	0.8	0.02	0.82
▶ HEPT	35	Erin EIKEN	SR	4,418	5/8/10	0.02	0.00	0.02
<b>Team Total</b>								<b>57.50</b>



# 2010 Outdoor, Week #6

Only those who score >0.01 pts are shown

## WOMEN

22



### Chico State

California Collegiate Athletic Association

unch

Event	Scrd As	Athlete	Yr	Mark	Date	Pl. Pts.	Bonus	TOTAL
▶ 1500	12	Kara LUBIENIECKI	JR	4:31.99	4/15/10	4	0.40	4.40
▶ 5000	4	Tori TYLER	JR	16:29.76	4/15/10	14	1.28	15.28
▶ 5000	11	Kara LUBIENIECKI	JR	16:45.76	3/26/10	5	0.58	5.58
▶ 10k	6	Tori TYLER	JR	34:47.65	3/26/10	10	1.21	11.21
▶ 10k	15	Alia GRAY	SO	35:29.51	3/26/10	2.5	0.34	2.84
▶ 10k	23	Julie SHAW	SR	35:56.84	4/15/10	0.55	0.09	0.64
▶ 10k	32	Shannon RICH	JR	36:28.41	4/15/10	0.12	0.00	0.12
▶ H400	27	Katie PRUCHA	SR	1:02.63	5/6/10	0.35	0.00	0.35
▶ Steepl	28	Amy SCHNITTGER	FR	11:04.45	5/6/10	0.3	0.00	0.30
▶ Steepl	34	Jessica BRIENO	JR	11:12.12	3/26/10	0.04	0.00	0.04
▶ HJ	12	Julianne CONRAD	JR	1.70m 5-7	4/9/10	4	0.33	4.33
▶ PV	8	Katrina RODRIGUEZ	SR	3.82m 12-6½	5/6/10	8	0.89	8.89
▶ PV	32	Aubrie BOWERS	SO	3.42m 11-2½	5/6/10	0.12	0.00	0.12
▶ DISC	33	Brooke SHEPARD	FR	42.80m 140-5	5/6/10	0.08	0.00	0.08
▶ HEPT	16	Kelly CLANCEY	JR	4,863	5/6/10	2	0.31	2.31

**Team Total 56.49**

23



### Minnesota State

Northern Sun Intercollegiate Conference

▲ 3

Event	Scrd As	Athlete	Yr	Mark	Date	Pl. Pts.	Bonus	TOTAL
▶ 100m	5	Brittany HENDERSON	SR	11.61	5/7/10	12	1.22	13.22
▶ 200m	9	Brittany HENDERSON	SR	23.98w	5/7/10	7	0.90	7.90
▶ 200m	34	Kelsey LEONARD	SR	24.72w	5/7/10	0.04	0.00	0.04
▶ 400m	15	Kelsey LEONARD	SR	55.43	5/7/10	2.5	0.43	2.93
▶ 10k	35	Ali PAUL	SO	36:39.53	5/7/10	0.02	0.00	0.02
▶ Steepl	29	Amanda DETTMAN	SR	11:06.05	4/15/10	0.25	0.00	0.25
▶ 4x100	11	Clark, Schmidt, Leonard, Henderson		46.76	4/15/10	5	0.51	5.51
▶ PV	1	Lauren STELTEN	JR	4.10m 13-5¾	4/15/10	20	3.60	23.60
▶ PV	23	Whitney KROSCHER	SR	3.55m 11-7¾	5/1/10	0.55	0.00	0.55
▶ PV	32	Lisa STOCKER	SO	3.42m 11-2½	4/24/10	0.12	0.00	0.12

**Team Total 54.14**

24



### Western State

Rocky Mountain Athletic Conference

▼ 1

Event	Scrd As	Athlete	Yr	Mark	Date	Pl. Pts.	Bonus	TOTAL
▶ 1500	28	Hillory DAVIS	SO	4:35.35	4/16/10	0.3	0.08	0.38
▶ 5000	28	Sarah LYLE	SO	17:05.62	5/1/10	0.3	0.00	0.30
▶ 5000	34	Lauren KLEPPIN	SO	17:13.28	5/1/10	0.04	0.00	0.04
▶ 10k	8	Lauren KLEPPIN	SO	35:07.42	4/15/10	8	0.74	8.74
▶ Steepl	2	Hillory DAVIS	SO	10:26.90	4/15/10	18	2.19	20.19
▶ Steepl	7	Sarah LYLE	SO	10:35.62	4/15/10	9	1.20	10.20
▶ PV	7	Airrie ROBINSON	JR	3.83m 12-6¾	4/23/10	9	0.96	9.96

**Team Total 49.82**

25



### Western Washington

Great Northwest Athletic Conference

unch

Event	Scrd As	Athlete	Yr	Mark	Date	Pl. Pts.	Bonus	TOTAL
▶ 800m	25	Courtney OLSEN	SR	2:13.89	4/23/10	0.45	0.02	0.47
▶ 1500	13	Courtney OLSEN	SR	4:32.34	4/9/10	3.5	0.34	3.84
▶ 1500	14	Sarah PORTER	JR	4:32.58	4/9/10	3	0.30	3.30
▶ 5000	23	Sarah PORTER	JR	17:00.69	4/23/10	0.55	0.10	0.65
▶ 5000	32	Lauren BREIHOF	JR	17:11.88	3/26/10	0.12	0.00	0.12
▶ 10k	2	Sarah PORTER	JR	33:36.83	5/1/10	18	3.29	21.29
▶ 10k	22	Lauren BREIHOF	JR	35:53.99	4/30/10	0.6	0.12	0.72
▶ Steepl	10	Courtney OLSEN	SR	10:42.55	4/15/10	6	0.63	6.63
▶ 4x100	15	Houplin, Howe, Brownell, Zukowski		46.90	4/15/10	2.5	0.30	2.80
▶ HJ	28	Amanda OVERDICK	FR	1.67m 5-5¾	4/30/10	0.3	0.00	0.30
▶ PV	26	Elsa COUVELIER	SR	3.50m 11-5¾	5/1/10	0.4	0.00	0.40
▶ JAV	17	Monika GRUSZECKI	JR	42.25m 138-7	4/15/10	1.5	0.13	1.63

**Team Total 42.16**



# 2010 Outdoor, Week #6

Only those who score >0.01 pts are shown

## WOMEN

26



**Hillsdale**

▲ 8

Great Lakes Intercollegiate Athletic Conference

Event	Scrd As	Athlete	Yr	Mark	Date	Pl. Pts.	Bonus	TOTAL
▶ 100m	25	Cathryn HUMPHRIES	FR	11.99	4/30/10	0.45	0.08	0.53
▶ 100m	33	Jazmin WILLIAMS	SR	12.09w	5/5/10	0.08	0.00	0.08
▶ 200m	30	Cathryn HUMPHRIES	FR	24.63w	5/5/10	0.2	0.00	0.20
▶ 800m	23	Jennifer SHAFFER	SO	2:13.61	4/22/10	0.55	0.08	0.63
▶ H400	14	Jazmin WILLIAMS	SR	1:01.17	3/25/10	3	0.47	3.47
▶ 4x100	12	Humphries, Scheiwe, Cansino, Williams		46.79	4/22/10	4	0.47	4.47
▶ HJ	24	Adrianna YANCHO	FR	1.68m 5-6	4/22/10	0.5	0.08	0.58
▶ PV	2	Kayla CALDWELL	FR	4.00m 13-1½	5/5/10	18	2.51	20.51
▶ HT	10	Anna LEUTHEUSER	SR	55.08m 180-8	5/5/10	6	0.85	6.85
▶ HT	26	Kathy DIRKSEN	SO	50.75m 166-6	4/9/10	0.4	0.00	0.40
▶ JAV	26	Gwen BUCHHOP	JR	40.37m 132-5	4/9/10	0.4	0.00	0.40

**Team Total 38.11**

27



**Cal State Dominguez H**

▼ 3

California Collegiate Athletic Association

Event	Scrd As	Athlete	Yr	Mark	Date	Pl. Pts.	Bonus	TOTAL
▶ 100m	24	MONIKKIA WHITE	FR	11.95w	4/24/10	0.5	0.15	0.65
▶ 200m	23	MONIKKIA WHITE	FR	24.45	4/15/10	0.55	0.15	0.70
▶ 200m	25	Chanel PARKER	JR	24.46	3/27/10	0.45	0.14	0.59
▶ 400m	8	Nancy BLAKE	JR	54.96	3/27/10	8	1.13	9.13
▶ 400m	14	Dora BALDWIN	SO	55.39	4/10/10	3	0.48	3.48
▶ H100	11	Chanel PARKER	JR	14.00	3/27/10	5	0.44	5.44
▶ 4x100	7	White, Tyler, Jackson, Parker		46.45	3/27/10	9	1.05	10.05
▶ 4x400	9	Blake, Parker, Baldwin, Joseph		3:47.04	3/27/10	7	0.74	7.74

**Team Total 37.78**

28



**UMass Lowell**

▲ 4

Northeast-10 Conference

Event	Scrd As	Athlete	Yr	Mark	Date	Pl. Pts.	Bonus	TOTAL
▶ 400m	32	Shannon CUNNINGHAM	FR	56.35	5/1/10	0.12	0.00	0.12
▶ 800m	10	Haley CATARIUS	SR	2:11.49	4/25/10	6	0.65	6.65
▶ 4x100	21	Finley-Moise, Giaquinto, Lutkus, Zielinski		47.42	5/1/10	0.7	0.00	0.70
▶ 4x400	10	Cunningham, Giaquinto, Catarius, Delgado		3:47.80	5/6/10	6	0.53	6.53
▶ SP	1	Jacqui BARRETT	SR	15.23m 49-11½	4/16/10	20	2.91	22.91

**Team Total 36.90**

29



**Truman State**

▼ 2

Mid-America Intercollegiate Athletics Association

Event	Scrd As	Athlete	Yr	Mark	Date	Pl. Pts.	Bonus	TOTAL
▶ 800m	27	Anne RATERMANN	SO	2:14.13	5/8/10	0.35	0.00	0.35
▶ 5000	10	Dani DELL'ORCO	SO	16:45.13	4/21/10	6	0.61	6.61
▶ 10k	12	Dani DELL'ORCO	SO	35:18.53	5/8/10	4	0.54	4.54
▶ H400	28	Lisa KUCHARSKI	FR	1:02.66	5/8/10	0.3	0.00	0.30
▶ PV	6	Katrina BIERMANN	SR	3.88m 12-8¾	5/1/10	10	1.33	11.33
▶ TJ	7	Katrina BIERMANN	SR	12.25mw 40-2¼	4/21/10	9	1.18	10.18
▶ TJ	18	Jennifer ZWEIFEL	SO	11.89mw 39-¾	5/8/10	1	0.22	1.22
▶ SP	33	Dimonique MCGRUDER	FR	13.31m 43-8	5/1/10	0.08	0.00	0.08
▶ DISC	18	Rachel MCCARROLL	FR	44.90m 147-3	4/9/10	1	0.18	1.18

**Team Total 35.80**

30



**Northwest Missouri**

▲ 3

Mid-America Intercollegiate Athletics Association

Event	Scrd As	Athlete	Yr	Mark	Date	Pl. Pts.	Bonus	TOTAL
▶ 5000	27	Angela ADAMS	SO	17:03.98	5/8/10	0.35	0.04	0.39
▶ H100	32	Johanna AVILEZ	SR	14.41w	5/8/10	0.12	0.00	0.12
▶ HJ	12	Emily CHURCHMAN	SR	1.70m 5-7	4/10/10	4	0.33	4.33
▶ LJ	8	Emily CHURCHMAN	SR	5.98m 19-7½	5/8/10	8	0.88	8.88
▶ HT	7	Kate WALTER	JR	55.99m 183-8	5/8/10	9	1.27	10.27
▶ JAV	13	Lindsay BIERMANN	SR	42.80m 140-5	4/24/10	3.5	0.27	3.77
▶ HEPT	10	Emily CHURCHMAN	SR	5,091	5/8/10	6	0.80	6.80
▶ HEPT	24	Johanna AVILEZ	SR	4,550	5/8/10	0.5	0.00	0.50
▶ HEPT	34	Lindsay BIERMANN	SR	4,453	5/8/10	0.04	0.00	0.04

**Team Total 35.10**

31



**Findlay**

▼ 3

Great Lakes Intercollegiate Athletic Conference

Event	Scrd As	Athlete	Yr	Mark	Date	Pl. Pts.	Bonus	TOTAL
▶ 800m	7	Stephanie CHARNIGO	SR	2:10.34	4/30/10	9	1.10	10.10
▶ 800m	29	Lindsey SCHMITMEYER	JR	2:14.20	4/3/10	0.25	0.00	0.25
▶ 1500	9	Stephanie CHARNIGO	SR	4:30.58	4/30/10	7	0.63	7.63
▶ H100	6	Raven CLAY	SO	13.66	4/30/10	10	1.41	11.41
▶ Steepl	23	Erin CALVELAGE	SO	10:59.65	4/16/10	0.55	0.00	0.55
▶ 4x400	18	Charnigo, Clay, Schmittmeyer, Zimmermann		3:50.87	4/20/10	1	0.00	1.00
▶ PV	28	Kelly BEAMER	SR	3.48m 11-5	5/5/10	0.3	0.00	0.30
▶ HT	25	Randi DEPP	JR	50.88m 166-11	4/23/10	0.45	0.00	0.45

**Team Total 31.68**



# 2010 Outdoor, Week #6

Only those who score >0.01 pts are shown

## WOMEN

32



### Alaska-Anchorage

Great Northwest Athletic Conference

▼ 2

Event	Scrd As	Athlete	Yr	Mark	Date	Pl. Pts.	Bonus	TOTAL	
▶ 1500	26	Miriam KIPNG'ENO	SO	4:35.25	5/8/10	0.4	0.08	0.48	
▶ 5000	14	Ruth KEINO	FR	16:46.48	3/26/10	3	0.55	3.55	
▶ 5000	16	Miriam KIPNG'ENO	SO	16:48.01	3/26/10	2	0.49	2.49	
▶ 5000	25	Laura CARR	SR	17:03.40	5/8/10	0.45	0.05	0.50	
▶ 10k	9	Laura CARR	SR	35:08.51	4/15/10	7	0.72	7.72	
▶ 10k	10	Ruth KEINO	FR	35:09.26	4/15/10	6	0.71	6.71	
▶ 10k	28	Shoshana KEEGAN	SO	36:19.49	4/15/10	0.3	0.00	0.30	
▶ H400	22	Ardrienna EVERETT	JR	1:02.37	4/16/10	0.6	0.01	0.61	
▶ Steepl	16	Hallidie WILT	JR	10:48.90	4/15/10	2	0.37	2.37	
▶ JAV	10	Elisha HARRIS	SR	43.07m	141-3	3/12/10	6	0.34	6.34

Team Total 31.08

33



### Western Oregon

Great Northwest Athletic Conference

▼ 2

Event	Scrd As	Athlete	Yr	Mark	Date	Pl. Pts.	Bonus	TOTAL	
▶ 800m	20	Janelle EVERETTS	FR	2:13.15	3/26/10	0.8	0.17	0.97	
▶ TJ	9	Ashley POTTER	SO	12.11m	39-8½	3/26/10	7	0.67	7.67
▶ JAV	3	Carolanne POWERS	FR	46.94m	154-0	4/9/10	16	2.46	18.46
▶ JAV	14	Amanda SCHUMAKER	FR	42.68m	140-0	4/2/10	3	0.24	3.24

Team Total 30.34

34



### Emporia State

Mid-America Intercollegiate Athletics Association

▲ 34

Event	Scrd As	Athlete	Yr	Mark	Date	Pl. Pts.	Bonus	TOTAL	
▶ HJ	6	Jennifer ROBINSON	JR	1.74m	5-8½	5/8/10	10	1.27	11.27
▶ LJ	16	Brooke KENT	SR	5.81mw	19-¾	5/8/10	2	0.20	2.20
▶ LJ	26	Jennifer ROBINSON	JR	5.73mw	18-9¾	4/9/10	0.4	0.00	0.40
▶ TJ	4	Brooke KENT	SR	12.39mw	40-7¾	5/8/10	14	1.81	15.81
▶ DISC	26	Deja JACKSON	SO	43.40m	142-4	4/9/10	0.4	0.00	0.40
▶ JAV	33	Elizabeth STOVER	FR	39.74m	130-4	4/3/10	0.08	0.00	0.08

Team Total 30.16

35



### St. Cloud State

Northern Sun Intercollegiate Conference

▼ 6

Event	Scrd As	Athlete	Yr	Mark	Date	Pl. Pts.	Bonus	TOTAL	
▶ 200m	28	Heather MILLER	SR	24.57w	5/1/10	0.3	0.03	0.33	
▶ H100	19	Heather MILLER	SR	14.19w	5/7/10	0.9	0.17	1.07	
▶ HJ	18	Danielle LUHMANN	SO	1.69m	5-6½	4/24/10	1	0.21	1.21
▶ LJ	14	Heather MILLER	SR	5.82mw	19-1¼	4/9/10	3	0.23	3.23
▶ TJ	6	Heather MILLER	SR	12.31mw	40-4¾	4/2/10	10	1.40	11.40
▶ HEPT	6	Heather MILLER	SR	5,221	4/9/10	10	1.27	11.27	

Team Total 28.51

36



### Northern State

Northern Sun Intercollegiate Conference

▼ 1

Event	Scrd As	Athlete	Yr	Mark	Date	Pl. Pts.	Bonus	TOTAL	
▶ Steepl	26	Mikayla BARONDEAU	SO	11:02.37	5/7/10	0.4	0.00	0.40	
▶ SP	12	Melodi BOKE	SO	14.09m	46-2¾	4/16/10	4	0.47	4.47
▶ SP	22	Amanda MADDEN	SR	13.69m	44-11	4/16/10	0.6	0.03	0.63
▶ DISC	23	Amanda MADDEN	SR	43.92m	144-1	4/30/10	0.55	0.00	0.55
▶ HT	2	Amanda MADDEN	SR	56.99m	186-11	4/24/10	18	1.89	19.89

Team Total 25.94

37



### East Stroudsburg

Pennsylvania State Athletic Conference

▼ 1

Event	Scrd As	Athlete	Yr	Mark	Date	Pl. Pts.	Bonus	TOTAL	
▶ HJ	2	Lynn MAYER	JR	1.77m	5-9¾	4/20/10	18	2.20	20.20
▶ HJ	12	Janelle SMITH	SR	1.70m	5-7	4/20/10	4	0.33	4.33
▶ LJ	32	Trina CARITO	JR	5.66m	18-7	4/30/10	0.12	0.00	0.12
▶ HEPT	26	Trina CARITO	JR	4,538	4/9/10	0.4	0.00	0.40	

Team Total 25.05

38



### Clafin

Southern Intercollegiate Athletic Conference

▼ 1

Event	Scrd As	Athlete	Yr	Mark	Date	Pl. Pts.	Bonus	TOTAL	
▶ 100m	35	Keyona SMALLS	SO	12.11w	4/2/10	0.02	0.00	0.02	
▶ 200m	21	Keyona SMALLS	SO	24.41	4/15/10	0.7	0.19	0.89	
▶ 400m	2	Keyona SMALLS	SO	54.54	4/15/10	18	1.89	19.89	
▶ H400	17	Tanekka BROWN	SO	1:01.75	5/7/10	1.5	0.23	1.73	
▶ 4x400	21	Brown, Fields, Raiford, Smalls		3:51.61	4/2/10	0.7	0.00	0.70	
▶ TJ	23	Latycia MILTON	SO	11.81m	38-9	3/5/10	0.55	0.07	0.62

Team Total 23.85







# 2010 Outdoor, Week #6

Only those who score >0.01 pts are shown


## WOMEN

**39**  **Clarion** ▼ 1  
Pennsylvania State Athletic Conference


Event	Scrd As	Athlete	Yr	Mark	Date	Pl. Pts.	Bonus	TOTAL	
JAV	2	Kim HANSLOVAN	JR	47.69m	156-5	4/17/10	18	3.03	21.03
<b>Team Total</b>								<b>21.03</b>	

**40**  **Bowie State** ▼ 1  
Central Intercollegiate Athletic Association


Event	Scrd As	Athlete	Yr	Mark	Date	Pl. Pts.	Bonus	TOTAL	
H100	25	Nicole ROBINSON	JR	14.30		5/1/10	0.45	0.02	0.47
4x100	26	Robinson, Allen-Davis, Price, Davis		47.71		4/20/10	0.4	0.00	0.40
4x400	24	Davis, Price, Butler, Patton		3:52.15		5/1/10	0.5	0.00	0.50
DISC	3	Lakeshia CARNEY	JR	46.90m	153-10	4/29/10	16	1.61	17.61
DISC	26	Alyce HARRELL	JR	43.40m	142-4	4/29/10	0.4	0.00	0.40
<b>Team Total</b>								<b>19.37</b>	

**41**  **Minn.-Duluth** ▲ 3  
Northern Sun Intercollegiate Conference


Event	Scrd As	Athlete	Yr	Mark	Date	Pl. Pts.	Bonus	TOTAL	
800m	12	Michelle SANCARTIER	JR	2:12.00		4/10/10	4	0.45	4.45
1500	11	Michelle SANCARTIER	JR	4:31.23		5/1/10	5	0.52	5.52
5000	17	Morgan PLACE	SO	16:52.50		4/21/10	1.5	0.30	1.80
10k	14	Morgan PLACE	SO	35:27.70		5/7/10	3	0.37	3.37
Steepl	27	Whitney HINES	JR	11:04.25		5/7/10	0.35	0.00	0.35
SP	16	Elizabeth CRANE	JR	13.92m	45-8	4/14/10	2	0.28	2.28
HT	34	Megan STROH	SO	49.45m	162-3	4/17/10	0.04	0.00	0.04
<b>Team Total</b>								<b>17.81</b>	

**42**  **Humboldt State** ▼ 1  
California Collegiate Athletic Association


Event	Scrd As	Athlete	Yr	Mark	Date	Pl. Pts.	Bonus	TOTAL	
1500	24	Megan ROLLAND	SR	4:34.60		3/20/10	0.5	0.14	0.64
Steepl	4	Megan ROLLAND	SR	10:29.18		5/1/10	14	1.91	15.91
PV	32	Brittany PETERSON	SR	3.42m	11-2½	5/6/10	0.12	0.00	0.12
SP	29	Heather SNYDER	SO	13.48m	44-2½	4/16/10	0.25	0.00	0.25
DISC	35	Heather SNYDER	SO	42.67m	140-0	4/24/10	0.02	0.00	0.02
<b>Team Total</b>								<b>16.93</b>	

**43**  **Benedict** ▼ 1  
Southern Intercollegiate Athletic Conference


Event	Scrd As	Athlete	Yr	Mark	Date	Pl. Pts.	Bonus	TOTAL	
200m	35	Camille CLEMMONS-JAMES	JR	24.73w		5/7/10	0.02	0.00	0.02
JAV	4	Melinda BASTIAN	SR	46.45m	152-4	3/6/10	14	2.10	16.10
HEPT	21	Melinda BASTIAN	SR	4,580		3/25/10	0.7	0.00	0.70
<b>Team Total</b>								<b>16.82</b>	

**44**  **American International** ▼ 1  
Northeast-10 Conference

Event	Scrd As	Athlete	Yr	Mark	Date	Pl. Pts.	Bonus	TOTAL	
HT	4	Bidemi BALOGUN	SO	56.80m	186-4	5/6/10	14	1.76	15.76
JAV	22	Kambryn WILLIAMS	JR	41.38m	135-9	4/18/10	0.6	0.00	0.60
<b>Team Total</b>								<b>16.36</b>	

**45**  **Fort Hays State** ▼ 5  
Mid-America Intercollegiate Athletics Association

Event	Scrd As	Athlete	Yr	Mark	Date	Pl. Pts.	Bonus	TOTAL	
Steepl	35	Amie ALGRIM	JR	11:12.15		5/8/10	0.02	0.00	0.02
HJ	6	Morgan WITZEL	SO	1.74m	5-8½	5/8/10	10	1.27	11.27
LJ	19	Kelsey MARTIN	JR	5.79m	19-0	4/24/10	0.9	0.14	1.04
LJ	23	Ashley CORNETT	JR	5.74mw	18-10	5/8/10	0.55	0.00	0.55
LJ	32	Carissa HEIM	JR	5.66mw	18-7	4/9/10	0.12	0.00	0.12
TJ	16	Ashley CORNETT	JR	11.96m	39-3	4/24/10	2	0.35	2.35
JAV	29	Amy WILSON	JR	40.22m	131-11	4/3/10	0.25	0.00	0.25
HEPT	22	Carissa HEIM	JR	4,568		5/8/10	0.6	0.00	0.60
<b>Team Total</b>								<b>16.20</b>	

**46**  **Saint Joseph's (Ind.)** ▲ 5  
Great Lakes Valley Conference


Event	Scrd As	Athlete	Yr	Mark	Date	Pl. Pts.	Bonus	TOTAL	
HJ	18	Melissa BUCHE	JR	1.69m	5-6½	5/7/10	1	0.21	1.21
SP	14	Alexis DEJEAN	JR	13.99m	45-10¾	4/9/10	3	0.36	3.36
HT	6	Alexis DEJEAN	JR	56.51m	185-5	5/7/10	10	1.56	11.56
<b>Team Total</b>								<b>16.12</b>	






Only those who score >0.01 pts are shown


WOMEN

**47**  **Northwood (Mich.)** ▲ 2  
Great Lakes Intercollegiate Athletic Conference


Event	Scrd As	Athlete	Yr	Mark	Date	Pl. Pts.	Bonus	TOTAL	
▶ 1500	23	Hannah STONE	SR	4:34.57	4/22/10	0.55	0.14	0.69	
▶ SP	18	Kristin CAMERON	SO	13.80m	45-3½	4/10/10	1	0.15	1.15
▶ HT	5	Kristin CAMERON	SO	56.63m	185-9	5/5/10	12	1.64	13.64
<b>Team Total</b>								<b>15.48</b>	

**48**  **Neb.-Kearney** ▲ 17  
Rocky Mountain Athletic Conference


Event	Scrd As	Athlete	Yr	Mark	Date	Pl. Pts.	Bonus	TOTAL	
▶ SP	6	Samantha MURPHY	SR	14.68m	48-2	4/30/10	10	1.48	11.48
▶ SP	26	Jackie ZIEMKE	FR	13.59m	44-7	4/16/10	0.4	0.00	0.40
▶ SP	27	Kiley PETERSON	SR	13.57m	44-6¼	4/3/10	0.35	0.00	0.35
▶ DISC	19	Samantha MURPHY	SR	44.45m	145-10	4/10/10	0.9	0.00	0.90
▶ DISC	29	Tracie CHANADY	SR	43.19m	141-8	4/30/10	0.25	0.00	0.25
▶ DISC	30	Emily FINLEY	FR	43.10m	141-5	4/24/10	0.2	0.00	0.20
▶ HT	18	Samantha MURPHY	SR	52.09m	170-10	3/28/10	1	0.13	1.13
▶ HEPT	31	Jena ISAACSON	SO	4,467	4/15/10	0.16	0.00	0.16	
<b>Team Total</b>								<b>14.86</b>	

**49**  **U. of Mary** ▼ 4  
Northern Sun Intercollegiate Conference


Event	Scrd As	Athlete	Yr	Mark	Date	Pl. Pts.	Bonus	TOTAL	
▶ 200m	18	Nicketa COOMBS	FR	24.35w	5/7/10	1	0.26	1.26	
▶ 200m	20	Kristen STEWART	JR	24.37w	5/7/10	0.8	0.24	1.04	
▶ 400m	27	Nicketa COOMBS	FR	56.00	4/3/10	0.35	0.05	0.40	
▶ 1500	33	Melissa AGNEW	FR	4:35.72	5/7/10	0.08	0.05	0.13	
▶ H100	28	Brianna PERRY	SR	14.36w	5/7/10	0.3	0.00	0.30	
▶ 4x100	9	Nelson, Coombs, Weber, Stewart		46.68	4/3/10	7	0.63	7.63	
▶ 4x400	25	Weber, DeVine, Stewart, Coombs		3:52.20	4/3/10	0.45	0.00	0.45	
▶ PV	18	Miranda FEHILLY	JR	3.66m	12-0	5/7/10	1	0.14	1.14
▶ LJ	35	Melissa WALKER	FR	5.64mw	18-6	5/7/10	0.02	0.00	0.02
▶ TJ	26	Melissa WALKER	FR	11.71m	38-5	4/16/10	0.4	0.00	0.40
▶ TJ	29	Samantha WILLIAMS	FR	11.70mw	38-4¼	5/7/10	0.25	0.00	0.25
▶ TJ	31	Brianna PERRY	SR	11.68mw	38-4	5/7/10	0.16	0.00	0.16
▶ JAV	23	Holly HASSLER	JR	41.20m	135-2	4/3/10	0.55	0.00	0.55
▶ HEPT	27	Brianna PERRY	SR	4,515	5/7/10	0.35	0.00	0.35	
<b>Team Total</b>								<b>14.07</b>	

**50**  **UC-Colorado Springs** ▼ 4  
Rocky Mountain Athletic Conference

Event	Scrd As	Athlete	Yr	Mark	Date	Pl. Pts.	Bonus	TOTAL	
▶ PV	5	Lauren GRAHAM	FR	3.90m	12-9½	4/3/10	12	1.48	13.48
<b>Team Total</b>								<b>13.48</b>	

**51**  **Kentucky State** ▲ 6  
Southern Intercollegiate Athletic Conference

Event	Scrd As	Athlete	Yr	Mark	Date	Pl. Pts.	Bonus	TOTAL	
▶ 100m	19	Alexandria PAYNE	SO	11.92	4/15/10	0.9	0.21	1.11	
▶ H100	9	Ebone WASHINGTON	SO	13.96w	4/15/10	7	0.53	7.53	
▶ 4x100	13	Delorch, Payne, Washington, Record		46.83	5/7/10	3.5	0.41	3.91	
▶ JAV	35	Rakel HANKINS	JR	39.67m	130-2	5/7/10	0.02	0.00	0.02
<b>Team Total</b>								<b>12.57</b>	

**52**  **Augustana (S.D.)** ▲ 27  
Northern Sun Intercollegiate Conference


Event	Scrd As	Athlete	Yr	Mark	Date	Pl. Pts.	Bonus	TOTAL	
▶ 800m	35	Cecilie UDSTUEN	FR	2:14.86	4/30/10	0.02	0.00	0.02	
▶ 1500	17	Caitlin POLGREEN	SR	4:33.22	5/7/10	1.5	0.25	1.75	
▶ 1500	19	Linn NILSSON	FR	4:33.92	5/7/10	0.9	0.19	1.09	
▶ 5000	31	Runa FALCH	FR	17:11.87	4/16/10	0.16	0.00	0.16	
▶ 10k	27	Runa FALCH	FR	36:16.26	5/7/10	0.35	0.00	0.35	
▶ 10k	29	Molly CLARK	SR	36:21.64	5/7/10	0.25	0.00	0.25	
▶ 10k	31	Miriam HOVDA	FR	36:26.25	5/7/10	0.16	0.00	0.16	
▶ Steepl	12	Kyle BLAKESLEE	FR	10:43.14	5/7/10	4	0.60	4.60	
▶ Steepl	14	Molly CLARK	SR	10:45.90	4/10/10	3	0.49	3.49	
▶ DISC	32	Rachel CHRISTIANSEN	JR	42.90m	140-9	4/30/10	0.12	0.00	0.12
▶ HT	23	Noel BENTELE	JR	51.22m	168-0	4/27/10	0.55	0.00	0.55
<b>Team Total</b>								<b>12.54</b>	




# 2010 Outdoor, Week #6

Only those who score >0.01 pts are shown


## WOMEN

**53**  **San Francisco State** ▲ 3  
California Collegiate Athletic Association


Event	Scrd As	Athlete	Yr	Mark	Date	Pl. Pts.	Bonus	TOTAL
▶ 5000	22	Brittany GARRETT	SR	16:59.96	4/23/10	0.6	0.12	0.72
▶ H400	10	Tyler DALBEY	SR	1:00.93	4/23/10	6	0.64	6.64
▶ 4x400	28	Eggert, Butler, Dalbey, Thomas		3:52.95	4/23/10	0.3	0.00	0.30
▶ SP	24	Luisa MUSIKA	SO	13.62m	44-8% 5/6/10	0.5	0.00	0.50
▶ DISC	13	Luisa MUSIKA	SO	45.67m	149-10 4/8/10	3.5	0.50	4.00
▶ DISC	31	Lindsay MACHADO	FR	42.99m	141-0 5/6/10	0.16	0.00	0.16
<b>Team Total</b>								<b>12.32</b>

**57**  **California (Pa.)** ▼ 4  
Pennsylvania State Athletic Conference


Event	Scrd As	Athlete	Yr	Mark	Date	Pl. Pts.	Bonus	TOTAL
▶ 800m	6	Clare MCSWEENEY	SR	2:10.13	4/30/10	10	1.18	11.18
▶ 4x400	20	Estep, Mcsweeney, Love, Snedden		3:51.10	4/30/10	0.8	0.00	0.80
<b>Team Total</b>								<b>11.98</b>

**54**  **Southern Indiana** unch  
Great Lakes Valley Conference


Event	Scrd As	Athlete	Yr	Mark	Date	Pl. Pts.	Bonus	TOTAL
▶ 10k	20	Jackie HENDERSON	SO	35:51.56	4/15/10	0.8	0.14	0.94
▶ 10k	34	Sarah WHITEMAN	SR	36:35.21	4/15/10	0.04	0.00	0.04
▶ Steepl	6	Mary BALLINGER	SR	10:34.23	4/15/10	10	1.32	11.32
<b>Team Total</b>								<b>12.30</b>

**58**  **Columbus State** ▲ 18  
Peach Belt Conference


Event	Scrd As	Athlete	Yr	Mark	Date	Pl. Pts.	Bonus	TOTAL
▶ 100m	11	Shelisa CRAWFORD	JR	11.76	5/7/10	5	0.62	5.62
▶ 200m	11	Shelisa CRAWFORD	JR	23.99	5/7/10	5	0.88	5.88
▶ 4x100	27	Awoyale, Daniel, Givens, Crawford		47.75	4/16/10	0.35	0.00	0.35
<b>Team Total</b>								<b>11.85</b>

**55**  **Mesa State** unch  
Rocky Mountain Athletic Conference


Event	Scrd As	Athlete	Yr	Mark	Date	Pl. Pts.	Bonus	TOTAL
▶ 1500	6	Alexis SKARDA	FR	4:28.84	4/8/10	10	1.01	11.01
▶ 5000	18	Alexis SKARDA	FR	16:55.43	3/28/10	1	0.21	1.21
<b>Team Total</b>								<b>12.22</b>

**59**  **Cal State Stanislaus** ▲ 11  
California Collegiate Athletic Association

Event	Scrd As	Athlete	Yr	Mark	Date	Pl. Pts.	Bonus	TOTAL
▶ 400m	16	Derrhea MCLIECHEY	JR	55.45	5/6/10	2	0.41	2.41
▶ Steepl	17	Denali FOLDAGER	SO	10:51.50	4/23/10	1.5	0.26	1.76
▶ PV	12	Alicia WAGNER	JR	3.77m	12-4% 5/6/10	4	0.56	4.56
▶ PV	15	Annie BURLINGHAM	SR	3.72m	12-2% 5/6/10	2.5	0.37	2.87
<b>Team Total</b>								<b>11.60</b>

**56**  **West Texas A&M** ▲ 19  
Lone Star Conference

Event	Scrd As	Athlete	Yr	Mark	Date	Pl. Pts.	Bonus	TOTAL
▶ 400m	18	Tara TARRANT	FR	55.52	5/7/10	1	0.33	1.33
▶ H100	16	Bailee SKEEN	FR	14.15w	3/11/10	2	0.23	2.23
▶ H100	26	Kirsten MCCOWAN	FR	14.31w	5/7/10	0.4	0.00	0.40
▶ H100	33	Rachel KING	FR	14.42	5/7/10	0.08	0.00	0.08
▶ H400	12	Morgan SHELTON	FR	1:01.07	5/7/10	4	0.54	4.54
▶ 4x100	30	King, Tarrant, Snider, Skeen		47.85	5/7/10	0.2	0.00	0.20
▶ 4x400	22	Shelton, Snider, Newsome, Tarrant		3:51.90	5/7/10	0.6	0.00	0.60
▶ SP	15	Jadiah RILEY	JR	13.93m	45-8% 5/1/10	2.5	0.29	2.79
<b>Team Total</b>								<b>12.18</b>

**60**  **Northwest Nazarene** ▼ 13  
Great Northwest Athletic Conference

Event	Scrd As	Athlete	Yr	Mark	Date	Pl. Pts.	Bonus	TOTAL
▶ 800m	18	Michelle PHILLIPS	SR	2:12.68	4/30/10	1	0.26	1.26
▶ Steepl	21	Jaclyn PUGA	JR	10:54.00	4/30/10	0.7	0.16	0.86
▶ PV	30	Karina ELZINGA	SR	3.43m	11-3 4/17/10	0.2	0.00	0.20
▶ TJ	32	Jasmyn JEWITT	FR	11.67m	38-3% 4/30/10	0.12	0.00	0.12
▶ TJ	34	Laura VONARX	SR	11.62m	38-1% 4/17/10	0.04	0.00	0.04
▶ SP	18	Joy WARRINGTON	SO	13.80m	45-3% 4/23/10	1	0.15	1.15
▶ JAV	9	Lakiesha NILLES	SO	43.29m	142-0 3/13/10	7	0.46	7.46
<b>Team Total</b>								<b>11.09</b>



# 2010 Outdoor, Week #6

Only those who score >0.01 pts are shown

## WOMEN

61



**Colorado Mines**

▼ 13

Rocky Mountain Athletic Conference

Event	Scrd As	Athlete	Yr	Mark	Date	Pl. Pts.	Bonus	TOTAL
▶ 100m	18	Kiera BENSON	JR	11.91	4/10/10	1	0.23	1.23
▶ 800m	17	Marie PATTON	SO	2:12.66	4/16/10	1.5	0.26	1.76
▶ 10k	24	Sydney LAWS	SR	35:56.88	4/15/10	0.5	0.09	0.59
▶ Steepl	11	Marie PATTON	SO	10:42.87	4/15/10	5	0.61	5.61
▶ LJ	30	Kiera BENSON	JR	5.71m 18-9	4/30/10	0.2	0.00	0.20
▶ DISC	17	Savannah AFOA	SR	44.91m 147-4	4/30/10	1.5	0.19	1.69
<b>Team Total</b>								<b>11.09</b>

62



**Southern Connecticut**

▼ 12

Northeast-10 Conference

Event	Scrd As	Athlete	Yr	Mark	Date	Pl. Pts.	Bonus	TOTAL
▶ 1500	26	Laura BRUSTOLON	SR	4:35.25	5/1/10	0.4	0.08	0.48
▶ 10k	19	Laura BRUSTOLON	SR	35:47.90	4/15/10	0.9	0.17	1.07
▶ H100	13	Letecia TAYLOR	SR	14.06	5/1/10	3.5	0.36	3.86
▶ H400	16	Letecia TAYLOR	SR	1:01.45	5/6/10	2	0.33	2.33
▶ 4x100	18	Castella, Hill, Taylor, Bell		47.20	5/1/10	1	0.05	1.05
▶ PV	18	Kimberly JOHNSON	FR	3.66m 12-0	4/17/10	1	0.14	1.14
▶ DISC	24	Samantha SPINDEL	SO	43.78m 143-7	4/17/10	0.5	0.00	0.50
▶ HT	27	Katherine REYNOLDS	SR	50.70m 166-4	4/17/10	0.35	0.00	0.35
▶ HT	31	Samantha SPINDEL	SO	50.08m 164-3	5/6/10	0.16	0.00	0.16
<b>Team Total</b>								<b>10.94</b>

63



**MSU Moorhead**

▼ 11

Northern Sun Intercollegiate Conference

Event	Scrd As	Athlete	Yr	Mark	Date	Pl. Pts.	Bonus	TOTAL
▶ 400m	23	Kendra MOOBERRY	FR	55.77	5/1/10	0.55	0.18	0.73
▶ 1500	10	Anna VANWECHEL	SO	4:31.06	3/20/10	6	0.55	6.55
▶ H400	18	Kendra MOOBERRY	FR	1:01.77	4/17/10	1	0.22	1.22
▶ Steepl	25	Danielle THOMPSON	SO	11:01.67	5/7/10	0.45	0.00	0.45
▶ 4x400	17	Black, Anderson, Berg, Mooberry		3:50.57	4/21/10	1.5	0.00	1.50
<b>Team Total</b>								<b>10.45</b>

64



**Mansfield**

▼ 5

Pennsylvania State Athletic Conference

Event	Scrd As	Athlete	Yr	Mark	Date	Pl. Pts.	Bonus	TOTAL
▶ 5000	8	Brenae EDWARDS	JR	16:43.56	4/20/10	8	0.68	8.68
▶ Steepl	18	Clarissa CUMMINGS	SR	10:51.60	4/20/10	1	0.26	1.26
▶ PV	29	Alexa TSIKNAS	FR	3.45m 11-3½	5/1/10	0.25	0.00	0.25
<b>Team Total</b>								<b>10.19</b>

65



**Tarleton State**

▼ 1

Lone Star Conference

Event	Scrd As	Athlete	Yr	Mark	Date	Pl. Pts.	Bonus	TOTAL
▶ H100	9	Kandis BROOKS	SR	13.96w	5/7/10	7	0.53	7.53
▶ 4x400	19	Brooks, Marshall, Newsom, Goodman		3:51.07	5/7/10	0.9	0.00	0.90
▶ SP	30	Meredeth PERSINGER	JR	13.44m 44-1½	3/26/10	0.2	0.00	0.20
▶ SP	33	Leslie JORDAN	SO	13.31m 43-8	4/1/10	0.08	0.00	0.08
▶ SP	35	Elizabeth DOMINGUEZ	SO	13.30m 43-7½	4/1/10	0.02	0.00	0.02
▶ DISC	22	Elizabeth DOMINGUEZ	SO	43.97m 144-3	4/8/10	0.6	0.00	0.60
<b>Team Total</b>								<b>9.33</b>

66



**Cheyney**

▼ 8

Pennsylvania State Athletic Conference

Event	Scrd As	Athlete	Yr	Mark	Date	Pl. Pts.	Bonus	TOTAL
▶ TJ	8	Stephanie ORJI	SR	12.21m 40-¾	5/1/10	8	1.04	9.04
<b>Team Total</b>								<b>9.04</b>

67



**Winston-Salem State**

▼ 7

Mid-Eastern Athletic Conference

Event	Scrd As	Athlete	Yr	Mark	Date	Pl. Pts.	Bonus	TOTAL
▶ 4x100	29	Jiles, Bethea, Bell, Seegars		47.77	4/20/10	0.25	0.00	0.25
▶ HJ	8	Jessica PEAKS	SR	1.72m 5-7½	4/10/10	8	0.78	8.78
<b>Team Total</b>								<b>9.03</b>



# 2010 Outdoor, Week #6

Only those who score >0.01 pts are shown

## WOMEN

68



**UPR Mayaguez** ▼ 6

Liga Atlética Interuniversitaria de Puerto Rico

Event	Scrd As	Athlete	Yr	Mark	Date	Pl. Pts.	Bonus	TOTAL	
▶ 800m	11	Belissa DEL VALLE	JR	2:11.90	4/16/10	5	0.49	5.49	
▶ H400	24	Nitza BERROA	SR	1:02.50	4/16/10	0.5	0.00	0.50	
▶ HT	32	Zuleika FIGUEROA	JR	49.91m	163-9	4/16/10	0.12	0.00	0.12
▶ JAV	15	Stacey ALVAREZ	FR	42.66m	139-11	4/16/10	2.5	0.23	2.73
<b>Team Total</b>								<b>8.84</b>	

72



**Central Washington** ▼ 5

Great Northwest Athletic Conference

Event	Scrd As	Athlete	Yr	Mark	Date	Pl. Pts.	Bonus	TOTAL	
▶ TJ	22	Katharine LOTZE	FR	11.82mw	38-9%	5/8/10	0.6	0.09	0.69
▶ HT	11	Torrie SELF	JR	54.67m	179-4	4/23/10	5	0.75	5.75
<b>Team Total</b>								<b>6.44</b>	

69



**Bemidji State** unch

Northern Sun Intercollegiate Conference

Event	Scrd As	Athlete	Yr	Mark	Date	Pl. Pts.	Bonus	TOTAL
▶ 200m	31	Kristi BUERKLE	JR	24.65w	5/7/10	0.16	0.00	0.16
▶ 400m	9	Kristi BUERKLE	JR	54.99	5/7/10	7	1.07	8.07
<b>Team Total</b>								<b>8.23</b>

73



**Indianapolis** ▼ 12

Great Lakes Valley Conference

Event	Scrd As	Athlete	Yr	Mark	Date	Pl. Pts.	Bonus	TOTAL
▶ 100m	28	Kierra ALLEN	SO	12.03w	4/9/10	0.3	0.00	0.30
▶ 200m	33	Kierra ALLEN	SO	24.67	4/2/10	0.08	0.00	0.08
▶ 4x100	23	Martin, Owens, McGregor, Allen		47.64	4/30/10	0.55	0.00	0.55
▶ 4x400	11	Martin, Carrick, Allen, Miller		3:48.13	4/30/10	5	0.44	5.44
<b>Team Total</b>								<b>6.37</b>

70



**Cal Poly Pomona** ▲ 2

California Collegiate Athletic Association

Event	Scrd As	Athlete	Yr	Mark	Date	Pl. Pts.	Bonus	TOTAL	
▶ 400m	12	Tokunbo ADENIJI	SR	55.33	3/27/10	4	0.55	4.55	
▶ 4x100	31	Whitney, Thomas, Adeniji, Gamble		47.88	3/19/10	0.16	0.00	0.16	
▶ 4x400	15	Wolff, Whitney, Gamble, Adeniji		3:50.11	5/6/10	2.5	0.05	2.55	
▶ HT	22	Ileana TEJADA	SR	51.29m	168-3	5/6/10	0.6	0.00	0.60
▶ HEPT	33	Amanda SMITH	SR	4,458	5/6/10	0.08	0.00	0.08	
<b>Team Total</b>								<b>7.94</b>	

74



**New Mexico Highlands** ▼ 8

Rocky Mountain Athletic Conference

Event	Scrd As	Athlete	Yr	Mark	Date	Pl. Pts.	Bonus	TOTAL	
▶ H100	17	Angella GRAHAM	SR	14.17	5/1/10	1.5	0.20	1.70	
▶ 4x100	22	Fair, Graham, St. Louis, Anderson		47.54	5/1/10	0.6	0.00	0.60	
▶ TJ	13	Angella GRAHAM	SR	12.07m	39-7%	5/1/10	3.5	0.56	4.06
<b>Team Total</b>								<b>6.36</b>	

71



**Wayne State (Neb.)** ▲ 2

Northern Sun Intercollegiate Conference

Event	Scrd As	Athlete	Yr	Mark	Date	Pl. Pts.	Bonus	TOTAL	
▶ 400m	12	Christina KING	SR	55.33	4/10/10	4	0.55	4.55	
▶ H400	19	Paige POLLARD	SO	1:01.85	4/30/10	0.9	0.19	1.09	
▶ HJ	28	Savannah WAKELEY	FR	1.67m	5-5%	4/30/10	0.3	0.00	0.30
▶ HEPT	23	Paige POLLARD	SO	4,558	5/7/10	0.55	0.00	0.55	
<b>Team Total</b>								<b>6.49</b>	

75



**Nova Southeastern** ▼ 12

Sunshine State Conference


Event	Scrd As	Athlete	Yr	Mark	Date	Pl. Pts.	Bonus	TOTAL	
▶ 4x100	16	Stafford, Wheatland, Jorgensen, Richardson		46.96	4/21/10	2	0.23	2.23	
▶ 4x400	13	Osteen, Richardson, Wheatland, Daley		3:49.60	4/2/10	3.5	0.12	3.62	
▶ JAV	30	Erin ZAMPELL	SO	40.17m	131-9	5/1/10	0.2	0.00	0.20
<b>Team Total</b>								<b>6.05</b>	




# 2010 Outdoor, Week #6

Only those who score >0.01 pts are shown


## WOMEN

**76**  **Lenoir-Rhyne** ▼ 2  
South Atlantic Conference


Event	Scrd As	Athlete	Yr	Mark	Date	Pl. Pts.	Bonus	TOTAL	
▶ 10k	11	Kate GRIEWISCH	SO	35:10.92	4/20/10	5	0.68	5.68	
▶ JAV	33	Stevie DELLINGER	SO	39.74m	130-4	3/25/10	0.08	0.00	0.08
<b>Team Total</b>								<b>5.76</b>	

**77**  **Missouri S&T** ▼ 6  
Great Lakes Valley Conference


Event	Scrd As	Athlete	Yr	Mark	Date	Pl. Pts.	Bonus	TOTAL	
▶ HJ	11	Tamara MCCASKILL	SR	1.71m	5-7½	4/17/10	5	0.54	5.54
<b>Team Total</b>								<b>5.54</b>	

**78**  **UNC Pembroke** unch  
Peach Belt Conference


Event	Scrd As	Athlete	Yr	Mark	Date	Pl. Pts.	Bonus	TOTAL	
▶ HJ	12	Kyera TENNYSON	SO	1.70m	5-7	3/27/10	4	0.33	4.33
<b>Team Total</b>								<b>4.33</b>	

**79**  **St. Martin's** ▼ 2  
Great Northwest Athletic Conference


Event	Scrd As	Athlete	Yr	Mark	Date	Pl. Pts.	Bonus	TOTAL	
▶ JAV	12	Jillian STRAY	FR	42.92m	140-9	5/1/10	4	0.30	4.30
<b>Team Total</b>								<b>4.30</b>	

**80**  **Southwest Baptist** unch  
Mid-America Intercollegiate Athletics Association


Event	Scrd As	Athlete	Yr	Mark	Date	Pl. Pts.	Bonus	TOTAL
▶ 100m	30	Corie CHUNING	FR	12.04w	4/23/10	0.2	0.00	0.20
▶ 200m	32	Jenny BLAIR	SR	24.66w	4/14/10	0.12	0.00	0.12
▶ 4x100	14	Sanford, Chuning, Thomas, Blair		46.85	5/8/10	3	0.38	3.38
<b>Team Total</b>								<b>3.70</b>

**81**  **Concord** ▲ 2  
West Virginia Intercollegiate Athletic Conference


Event	Scrd As	Athlete	Yr	Mark	Date	Pl. Pts.	Bonus	TOTAL
▶ 800m	14	Shawnee CARNETT	FR	2:12.26	5/9/10	3	0.35	3.35
<b>Team Total</b>								<b>3.35</b>

**82**  **Virginia State** ▲ 10  
Central Intercollegiate Athletic Association


Event	Scrd As	Athlete	Yr	Mark	Date	Pl. Pts.	Bonus	TOTAL	
▶ 100m	22	Shanise LEWIS	SR	11.94w	5/8/10	0.6	0.17	0.77	
▶ 4x100	17	King, Lewis, Brock, Edwards		47.00	5/8/10	1.5	0.20	1.70	
▶ LJ	27	Dominique KING	JR	5.72m	18-9½	4/16/10	0.35	0.00	0.35
<b>Team Total</b>								<b>2.82</b>	

**83**  **Northern Michigan** ▲ 5  
Great Lakes Intercollegiate Athletic Conference

Event	Scrd As	Athlete	Yr	Mark	Date	Pl. Pts.	Bonus	TOTAL	
▶ HJ	24	Bailey FRANKLIN	SO	1.68m	5-6	5/5/10	0.5	0.08	0.58
▶ HT	16	Krista SQUIERS	SR	52.28m	171-6	3/27/10	2	0.17	2.17
<b>Team Total</b>								<b>2.76</b>	

**84**  **Lewis** ▼ 2  
Great Lakes Valley Conference

Event	Scrd As	Athlete	Yr	Mark	Date	Pl. Pts.	Bonus	TOTAL	
▶ 800m	22	Julie JARRETT	SO	2:13.43	4/16/10	0.6	0.11	0.71	
▶ 1500	18	Kathryn HAGUE	JR	4:33.53	4/22/10	1	0.22	1.22	
▶ 5000	26	Kathryn HAGUE	JR	17:03.86	4/15/10	0.4	0.04	0.44	
▶ HJ	28	Samantha LINCK	SO	1.67m	5-5½	4/16/10	0.3	0.00	0.30
▶ LJ	34	Ashley BUTLER	SR	5.65m	18-6½	4/22/10	0.04	0.00	0.04
<b>Team Total</b>								<b>2.71</b>	

**85**  **Wheeling Jesuit** ▲ 6  
West Virginia Intercollegiate Athletic Conference

Event	Scrd As	Athlete	Yr	Mark	Date	Pl. Pts.	Bonus	TOTAL	
▶ 1500	35	Sarah CAMPANELLI	SO	4:36.26	4/16/10	0.02	0.00	0.02	
▶ DISC	16	Emily TAYLOR	JR	44.95m	147-5	5/8/10	2	0.20	2.20
▶ HT	30	Megan PRATT	JR	50.11m	164-5	4/24/10	0.2	0.00	0.20
<b>Team Total</b>								<b>2.43</b>	





# 2010 Outdoor, Week #6

Only those who score >0.01 pts are shown

## WOMEN

86



**Kutztown**

Pennsylvania State Athletic Conference

▼ 1

Event	Scrd As	Athlete	Yr	Mark	Date	Pl. Pts.	Bonus	TOTAL	
▶ Steepl	20	Christina REIMER	JR	10:53.01	4/2/10	0.8	0.20	1.00	
▶ SP	20	April DOYLE	FR	13.79m	45-3	5/1/10	0.8	0.14	0.94
▶ SP	32	Ashley PINTER	JR	13.32m	43-8½	5/1/10	0.12	0.00	0.12
▶ DISC	34	Ashley PINTER	JR	42.70m	140-1	5/8/10	0.04	0.00	0.04
▶ HT	28	Ashley PINTER	JR	50.58m	165-11	5/8/10	0.3	0.00	0.30

**Team Total 2.40**

87



**Edinboro**

Pennsylvania State Athletic Conference

▼ 1

Event	Scrd As	Athlete	Yr	Mark	Date	Pl. Pts.	Bonus	TOTAL
▶ 5000	35	Tina YI	JR	17:13.35	4/20/10	0.02	0.00	0.02
▶ 10k	16	Tina YI	JR	35:32.29	3/26/10	2	0.32	2.32

**Team Total 2.34**

88



**Millersville**

Pennsylvania State Athletic Conference

▼ 4

Event	Scrd As	Athlete	Yr	Mark	Date	Pl. Pts.	Bonus	TOTAL	
▶ 5000	21	Elicia ANDERSON	SO	16:59.21	4/20/10	0.7	0.13	0.83	
▶ JAV	24	Michele FRAYNE	SR	41.05m	134-8	4/20/10	0.5	0.00	0.50
▶ HEPT	19	Michele FRAYNE	SR	4,764	4/20/10	0.9	0.09	0.99	

**Team Total 2.33**

89



**Tampa**

Sunshine State Conference

unch

Event	Scrd As	Athlete	Yr	Mark	Date	Pl. Pts.	Bonus	TOTAL
▶ 1500	16	Jessica BUTLER	SO	4:32.82	4/17/10	2	0.28	2.28

**Team Total 2.28**

90



**Dallas Baptist**

Heartland Conference

unch

Event	Scrd As	Athlete	Yr	Mark	Date	Pl. Pts.	Bonus	TOTAL
▶ 5000	19	Hannah STEFFAN	SR	16:55.53	4/20/10	0.9	0.21	1.11
▶ Steepl	19	Laura MUCHO	SR	10:52.30	5/6/10	0.9	0.23	1.13

**Team Total 2.24**

91



**Albany State (Ga.)**

Southern Intercollegiate Athletic Conference

▼ 10

Event	Scrd As	Athlete	Yr	Mark	Date	Pl. Pts.	Bonus	TOTAL
▶ 400m	35	Candice VAUGHN	FR	56.43	4/3/10	0.02	0.00	0.02
▶ H100	20	Rakedia WRIGHT	SO	14.20	4/15/10	0.8	0.16	0.96
▶ 4x100	18	Bivens, Brockington, Dalton, Lewis		47.20	4/3/10	1	0.05	1.05

**Team Total 2.02**

92



**Texas A&M-Kingsville**

Lone Star Conference

▲ 5

Event	Scrd As	Athlete	Yr	Mark	Date	Pl. Pts.	Bonus	TOTAL	
▶ H100	27	Rhonida CARTER	SR	14.33w	5/7/10	0.35	0.00	0.35	
▶ HJ	24	Samantha ALVAREZ	FR	1.68m	5-6	3/11/10	0.5	0.08	0.58
▶ LJ	23	Samone LINDSAY	FR	5.74mw	18-10	5/7/10	0.55	0.00	0.55

**Team Total 1.48**

93



**Tiffin**

Great Lakes Intercollegiate Athletic Conference

▲ 3

Event	Scrd As	Athlete	Yr	Mark	Date	Pl. Pts.	Bonus	TOTAL	
▶ HJ	18	Meghan GILL	SO	1.69m	5-6½	4/30/10	1	0.21	1.21

**Team Total 1.21**

94

**King College**

Independent (DII)

▲ 15

Event	Scrd As	Athlete	Yr	Mark	Date	Pl. Pts.	Bonus	TOTAL
▶ 400m	20	Amanda DAVIS	SR	55.60	5/6/10	0.8	0.28	1.08

**Team Total 1.08**

95



**Incarnate Word**

Heartland Conference

▼ 8

Event	Scrd As	Athlete	Yr	Mark	Date	Pl. Pts.	Bonus	TOTAL	
▶ LJ	19	Lauren PRATT	SO	5.79m	19-0	5/1/10	0.9	0.14	1.04

**Team Total 1.04**





# 2010 Outdoor, Week #6

Only those who score >0.01 pts are shown

## WOMEN

96



**Ala.-Huntsville**

Gulf South Conference

▼ 3

Event	Scrd As	Athlete	Yr	Mark	Date	Pl. Pts.	Bonus	TOTAL
▶ 100m	32	Latrice JOHNSON	JR	12.08	3/25/10	0.12	0.00	0.12
▶ 400m	29	Rebecca HILT	JR	56.23	3/25/10	0.25	0.00	0.25
▶ Steepl	24	Jeniffer CHERONO	JR	11:01.20	4/10/10	0.5	0.00	0.50
▶ 4x100	33	Johnson, Hilt, Johnson, Joseph		47.93	3/25/10	0.08	0.00	0.08
<b>Team Total</b>								<b>0.95</b>

97



**West Virginia Wesleyan**

West Virginia Intercollegiate Athletic Conference

▼ 3

Event	Scrd As	Athlete	Yr	Mark	Date	Pl. Pts.	Bonus	TOTAL
▶ Steepl	31	Meghan ZAYAS	JR	11:09.57	4/2/10	0.16	0.00	0.16
▶ JAV	21	Ashli KNOTTS	FR	41.44m 135-11	4/30/10	0.7	0.00	0.70
<b>Team Total</b>								<b>0.86</b>

98



**Concordia St. Paul**

Northern Sun Intercollegiate Conference

unch

Event	Scrd As	Athlete	Yr	Mark	Date	Pl. Pts.	Bonus	TOTAL
▶ PV	21	Jayne WYSS	SR	3.61m 11-10	5/1/10	0.7	0.00	0.70
▶ TJ	34	Katie JOHNSON	SR	11.62mw 38-1½	5/7/10	0.04	0.00	0.04
<b>Team Total</b>								<b>0.74</b>

99



**Central State**

Independent (DII)

▼ 4

Event	Scrd As	Athlete	Yr	Mark	Date	Pl. Pts.	Bonus	TOTAL
▶ 400m	24	Brittany BROWN	FR	55.81	4/30/10	0.5	0.16	0.66
<b>Team Total</b>								<b>0.66</b>

100



**Seton Hill**

West Virginia Intercollegiate Athletic Conference

▲ 2

Event	Scrd As	Athlete	Yr	Mark	Date	Pl. Pts.	Bonus	TOTAL
▶ PV	22	Amanda PONSONBY	SO	3.60m 11-9¾	4/30/10	0.6	0.00	0.60
<b>Team Total</b>								<b>0.60</b>

101



**Georgian Court**

Central Atlantic Collegiate Conference

▼ 1

Event	Scrd As	Athlete	Yr	Mark	Date	Pl. Pts.	Bonus	TOTAL
▶ HJ	24	Lauren CALOREL	FR	1.68m 5-6	4/3/10	0.5	0.08	0.58
<b>Team Total</b>								<b>0.58</b>

102



**Lock Haven**

Pennsylvania State Athletic Conference

▼ 1

Event	Scrd As	Athlete	Yr	Mark	Date	Pl. Pts.	Bonus	TOTAL
▶ 10k	25	Lindsey LAMBERT	SO	36:04.42	4/20/10	0.45	0.03	0.48
▶ HT	35	Vanita MOSES	SO	49.35m 161-11	4/17/10	0.02	0.00	0.02
<b>Team Total</b>								<b>0.50</b>

103



**Saginaw Valley State**

Great Lakes Intercollegiate Athletic Conference

▼ 5

Event	Scrd As	Athlete	Yr	Mark	Date	Pl. Pts.	Bonus	TOTAL
▶ PV	25	Elizabeth WILFORD	SO	3.51m 11-6¾	4/3/10	0.45	0.00	0.45
<b>Team Total</b>								<b>0.45</b>

104



**Adelphi**

Northeast-10 Conference

▲ 1

Event	Scrd As	Athlete	Yr	Mark	Date	Pl. Pts.	Bonus	TOTAL
▶ 800m	34	Danielle LYONS	JR	2:14.66	4/9/10	0.04	0.00	0.04
▶ 10k	26	Danielle MATTEO	SR	36:08.72	4/20/10	0.4	0.00	0.40
<b>Team Total</b>								<b>0.44</b>

105



**Molloy**

East Coast Conference


Event	Scrd As	Athlete	Yr	Mark	Date	Pl. Pts.	Bonus	TOTAL
▶ TJ	26	Atinuke ADEBOWALE	FR	11.71m 38-5	5/7/10	0.4	0.00	0.40
<b>Team Total</b>								<b>0.40</b>




# 2010 Outdoor, Week #6

Only those who score >0.01 pts are shown


## WOMEN

**106**  **Stillman** ▼ **2**  
Southern Intercollegiate Athletic Conference


Event	Scrd As	Athlete	Yr	Mark	Date	Pl. Pts.	Bonus	TOTAL	
▶ TJ	26	Jasmine LEATHERWOOD	SR	11.71m	38-5	4/3/10	0.4	0.00	<b>0.40</b>
<b>Team Total</b>								<b>0.40</b>	

**111**  **Clayton State** ▼ **6**  
Peach Belt Conference


Event	Scrd As	Athlete	Yr	Mark	Date	Pl. Pts.	Bonus	TOTAL	
▶ H400	29	Keisha ETIENNE	SR	1:02.69		3/19/10	0.25	0.00	<b>0.25</b>
<b>Team Total</b>								<b>0.25</b>	

**107**  **UDC** ▼ **1**  
Independent (DII)


Event	Scrd As	Athlete	Yr	Mark	Date	Pl. Pts.	Bonus	TOTAL	
▶ 4x400	27	Allen, Green, Hollis, Jones		3:52.58		4/10/10	0.35	0.00	<b>0.35</b>
<b>Team Total</b>								<b>0.35</b>	

**112**  **UW Parkside** ▼ **5**  
Great Lakes Valley Conference


Event	Scrd As	Athlete	Yr	Mark	Date	Pl. Pts.	Bonus	TOTAL	
▶ 800m	33	Hope CHRISTIE	SO	2:14.38		5/1/10	0.08	0.00	<b>0.08</b>
▶ 1500	34	Hope CHRISTIE	SO	4:35.79		4/15/10	0.04	0.04	<b>0.08</b>
<b>Team Total</b>								<b>0.16</b>	

**108**  **Lake Erie** ▲ **4**  
Independent (DII)

Event	Scrd As	Athlete	Yr	Mark	Date	Pl. Pts.	Bonus	TOTAL	
▶ 4x100	28	Bednar, Holland, Johnson, Boyd		47.76		5/7/10	0.3	0.00	<b>0.30</b>
<b>Team Total</b>								<b>0.30</b>	

**113**  **Harding** ▼ **3**  
Gulf South Conference

Event	Scrd As	Athlete	Yr	Mark	Date	Pl. Pts.	Bonus	TOTAL	
▶ Steepl	33	Katy GRANT	SR	11:11.71		3/27/10	0.08	0.00	<b>0.08</b>
<b>Team Total</b>								<b>0.08</b>	

**109**  **Stonehill** ▼ **1**  
Northeast-10 Conference

Event	Scrd As	Athlete	Yr	Mark	Date	Pl. Pts.	Bonus	TOTAL	
▶ 800m	32	Christen CARRIER	SO	2:14.35		5/6/10	0.12	0.00	<b>0.12</b>
▶ JAV	31	Olivia DYSON	FR	40.03m	131-4	5/6/10	0.16	0.00	<b>0.16</b>
<b>Team Total</b>								<b>0.28</b>	

**110**  **Anderson (S.C.)** ▲ **1**  
Conference Carolinas

Event	Scrd As	Athlete	Yr	Mark	Date	Pl. Pts.	Bonus	TOTAL	
▶ 5000	29	Whitney BISHOFF	SO	17:07.47		4/2/10	0.25	0.00	<b>0.25</b>
<b>Team Total</b>								<b>0.25</b>	