



2011 Indoor, Preseason

D denotes multiple-event rule in affect
Only those who score >0.01 pts are shown

MEN

1 **Saint Augustine's** ▲ 1
Central Intercollegiate Athletic Association

Event	Scrd As	Athlete	Yr	Scored Mark	Date	Pl. Pts.	Bonus	TOTAL
Scored bests come from CURRENT season								
▶ 60m	17	Kelly FISHER	JR	6.87	1/8/11	0.7	0.16	0.86
▶ 60m	30	Julius WEST	FR	6.91	1/8/11	0.02	0.00	0.02
▶ 200m	3	Ramon GITTENS	SR	21.35	1/8/11	16	1.78	17.78
▶ 200m	13	Kelly FISHER	JR	21.79	1/8/11	2	0.37	2.37
▶ 200m	35	Anthony TODD	FR	22.01	1/8/11		0.06	0.06
▶ H60m	24	Ty'reak MURRAY	FR	8.27	12/5/10	0.25	0.00	0.25
▶ HJ	27	Eddie SHELTON		2.03m 6-8	12/5/10	0.1	0.00	0.10
Scored bests come from PRE-SEASON DATA								
▶ 60m	4	Ramon GITTENS	SR	6.77	1/8/10	14	1.33	15.33
▶ 60m	10	Josh SCOTT	SR	6.81	12/5/09	D 5	0.71	2.71
▶ 60m	17	Sean STUART	SO	6.87	1/29/10	0.7	0.16	0.86
▶ 200m	1	Josh SCOTT	SR	20.91	3/13/10	20	3.54	23.54
▶ 200m	6	Antonio ABNEY	SR	21.55	2/13/10	10	1.00	11.00
▶ 200m	38	Jason BOYD	JR	22.05	2/19/10		0.01	0.01
▶ 400m	1	Josh SCOTT	SR	46.05	3/13/10	20	4.19	24.19
▶ 400m	4	Antonio ABNEY	SR	47.34	3/13/10	14	1.70	15.70
▶ 800m	5	George SMITH	SR	1:52.46	1/22/10	12	1.16	13.16
▶ H60m	3	Jason BOYD	JR	7.98	3/13/10	16	2.05	18.05
▶ H60m	16	Ronnie GRIFFITH	JR	8.19	2/19/10	0.8	0.27	1.07
▶ 4x400	1			3:10.44	2/19/10	20	4.29	24.29
▶ HJ	4	Christopher COPELAND	JR	2.15m 7-½	3/13/10	14	1.80	15.80
▶ HJ	24	Orolando DUFFUS	SR	2.04m 6-8¼	1/8/10	0.25	0.00	0.25
▶ LJ	5	Orolando DUFFUS	SR	7.39m 24-3	2/13/10	12	1.42	13.42
▶ TJ	4	Orolando DUFFUS	SR	15.53m 50-11½	3/13/10	14	2.09	16.09
Team Total								216.93

2 **Lincoln (Mo.)** ▲ 2
Mid-America Intercollegiate Athletics Association

Event	Scrd As	Athlete	Yr	Scored Mark	Date	Pl. Pts.	Bonus	TOTAL
Scored bests come from CURRENT season								
▶ 60m	2	Dwain BRYDEN	SR	6.70	1/7/11	18	2.54	20.54
▶ 60m	3	Ravel GREY	SO	6.73	12/10/10	16	2.02	18.02
▶ 60m	14	Mandela CLIFFORD	SR	6.83	1/7/11	1	0.49	1.49
▶ 200m	8	Roxroy CATO	FR	21.60	12/3/10	7	0.86	7.86
▶ 200m	14	Dwain BRYDEN	SR	21.84	12/3/10	1	0.28	1.28
▶ 200m	14	Mandela CLIFFORD	SR	21.84	12/3/10	1	0.28	1.28
▶ 400m	3	Roxroy CATO	FR	47.11	12/10/10	16	2.13	18.13
▶ 400m	10	TERREL COTTON	JR	48.04	12/10/10	5	0.67	5.67
▶ H60m	1	Sabiel ANDERSON	SO	7.85	1/7/11	20	3.60	23.60
Scored bests come from PRE-SEASON DATA								
▶ 60m	1	Kimour BRUCE	SR	6.68	3/13/10	20	2.89	22.89
▶ 60m	9	Gavin TERRELONGE	JR	6.79	2/12/10	6	0.99	6.99
▶ 200m	9	Gavin TERRELONGE	JR	21.66	2/12/10	6	0.70	6.70
▶ 200m	37	Kimour BRUCE	SR	22.02	2/5/10		0.05	0.05
▶ 400m	7	Steve BANTON	SO	47.80	3/13/10	8	0.97	8.97
▶ H60m	21	Joel WHYTE	SO	8.25	2/19/10	0.4	0.05	0.45
▶ 4x400	8			3:14.83	3/13/10	7	1.06	8.06
Team Total								151.97

"Scrd As", short for "Scored As", Standing used for place points portion of performance's score combining preseason data (when applied) to current season data
Numbers in BLACK are both the performance's actual NCAA rank AND "scored as" rank Numbers in RED indicate actual NCAA rank does not exist or is worse than "scored as" rank Numbers in BLUE indicate actual NCAA rank is better than "scored as" rank



D denotes multiple-event rule in affect
Only those who score >0.01 pts are shown

MEN

3

Ashland

Great Lakes Intercollegiate Athletic Conference

▲
4

Event	Scrd As	Athlete	Yr	Scored Mark	Date	Pl. Pts.	Bonus	TOTAL	
Scored bests come from CURRENT season									
▶ 400m	24	Cyrus GRANGER	JR	48.87	12/10/10	0.25	0.00	0.25	
▶ PV	21	Robert ROBINSON	JR	4.70m	15-5	12/3/10	0.4	0.00	0.40
▶ SP	6	DJ DUKE	FR	17.69m	58-½	12/3/10	10	1.14	11.14
▶ WT	1	Ryan LOUGHNEY	JR	21.74m	71-4	12/10/10	20	4.07	24.07
▶ WT	4	Garrett GREY	SO	20.63m	67-8½	12/3/10	14	2.45	16.45
▶ WT	13	Kurt ROBERTS	SR	18.54m	60-10	12/3/10	2	0.22	2.22
▶ WT	14	Craig CALL	JR	18.35m	60-2½	12/3/10	1	0.11	1.11
▶ WT	23	Chase SNIADDECKI	SR	17.39m	57-¾	12/3/10	0.3	0.00	0.30
Scored bests come from PRE-SEASON DATA									
▶ 400m	14	Cory LAMAR	SO	48.29	2/26/10	1	0.37	1.37	
▶ 5000m	21	Cameron JOHNSON	SR	14:46.31	2/26/10	0.4	0.00	0.40	
▶ H60m	17	Alan DUNSON	SR	8.24	2/12/10	0.7	0.08	0.78	
▶ 4x400	9			3:15.27	3/13/10	6	0.83	6.83	
▶ DMR	11			9:57.26	2/26/10	4	0.62	4.62	
▶ HJ	29	Nate COOPER	JR	2.02m	6-7½	2/12/10	0.05	0.00	0.05
▶ SP	1	Kurt ROBERTS	SR	19.80m	64-11½	3/13/10	20	5.98	25.98
▶ SP	14	Chase SNIADDECKI	SR	16.78m	55-¾	12/11/09	1	0.14	1.14
▶ SP	28	Craig CALL	JR	15.89m	52-1¼	2/12/10	0.07	0.00	0.07
▶ WT	2	Mike JEFFERY	SR	21.45m	70-4½	3/13/10	18	3.58	21.58
▶ WT	5	Richard QUICK	SO	19.64m	64-5¼	2/12/10	12	1.29	13.29
▶ WT	7	Cory MEULEMAN	JR	19.44m	63-9½	3/13/10	8	1.05	9.05
Team Total								141.10	

4

Central Missouri

Mid-America Intercollegiate Athletics Association

▲
1

Event	Scrd As	Athlete	Yr	Scored Mark	Date	Pl. Pts.	Bonus	TOTAL	
Scored bests come from CURRENT season									
▶ HEPT	30	Connor COLEMAN	FR	4,463	12/10/10	0.02	0.00	0.02	
Scored bests come from PRE-SEASON DATA									
▶ 60m	15	Chris LEVERETTE	SR	6.85	2/19/10	0.9	0.27	1.17	
▶ 60m	30	Eric GRIFFIN	JR	6.91	1/29/10	0.02	0.00	0.02	
▶ 200m	29	Chris LEVERETTE	SR	21.97	2/19/10	0.05	0.11	0.16	
▶ 5000m	25	Dalton MOBERLY	JR	14:49.58	2/11/10	0.2	0.00	0.20	
▶ H60m	25	Darius WALKER	JR	8.28	2/19/10	0.2	0.00	0.20	
▶ 4x400	3			3:12.97	3/13/10	16	2.41	18.41	
▶ DMR	26			10:14.26	2/26/10	0.15	0.00	0.15	
▶ HJ	19	Chris MILLENTREE	SR	2.06m	6-9	2/11/10	0.5	0.00	0.50
▶ HJ	29	Shawn BOSS	JR	2.02m	6-7½	12/11/09	0.05	0.00	0.05
▶ PV	23	Alex LOHMAN	SR	4.66m	15-3½	1/30/10	0.3	0.00	0.30
▶ LJ	30	Darius WALKER	JR	7.02m	23-¾	2/26/10	0.02	0.00	0.02
▶ SP	4	Drew FRIZZELL	SR	17.85m	58-6¾	3/13/10	14	1.40	15.40
▶ WT	3	Drew FRIZZELL	SR	21.34m	70-¼	3/13/10	16	3.39	19.39
▶ HEPT	1	Darius WALKER	JR	5,377	3/13/10	20	5.42	25.42	
▶ HEPT	2	Brent VOGEL	JR	5,129	3/13/10	18	2.92	20.92	
▶ HEPT	5	Shawn BOSS	JR	5,003	3/13/10	12	1.72	13.72	
▶ HEPT	7	Carl MCCARGO	JR	4,937	1/30/10	8	1.27	9.27	
▶ HEPT	8	Alex LOHMAN	SR	4,890	1/30/10	7	0.95	7.95	
Team Total								133.28	

5

Abilene Christian

Lone Star Conference

▼
2

Event	Scrd As	Athlete	Yr	Scored Mark	Date	Pl. Pts.	Bonus	TOTAL	
Scored bests come from PRE-SEASON DATA									
▶ 60m	4	Desmond JACKSON	SR	6.77	3/13/10	14	1.33	15.33	
▶ 200m	5	Desmond JACKSON	SR	21.36	3/12/10	12	1.74	13.74	
▶ Mile	4	Amos SANG	SR	4:08.71	1/22/10	14	1.62	15.62	
▶ 5000m	1	Amos SANG	SR	14:08.38	3/13/10	20	3.45	23.45	
▶ H60m	21	Kevin JOHNSON	JR	8.25	2/5/10	0.4	0.05	0.45	
▶ LJ	3	Ramon SPARKS	SR	7.50m	24-7¼	3/13/10	16	2.39	18.39
▶ TJ	1	Ramon SPARKS	SR	16.15m	53-0	1/30/10	20	4.19	24.19
▶ SP	11	Nick JONES	SR	16.88m	55-4¼	2/20/10	4	0.22	4.22
▶ WT	20	Tyler FLEET	JR	17.60m	57-9	2/5/10	0.45	0.00	0.45
▶ HEPT	18	Parker PETTY	SR	4,605	2/5/10	0.6	0.00	0.60	
Team Total								116.44	

"Scrd As", short for "Scored As", Standing used for place points portion of performance's score combining preseason data (when applied) to current season data

Numbers in BLACK are both the performance's actual NCAA rank AND "scored as" rank Numbers in RED indicate actual NCAA rank does not exist or is worse than "scored as" rank Numbers in BLUE indicate actual NCAA rank is better than "scored as" rank



2011 Indoor, Preseason

D denotes multiple-event rule in affect
Only those who score >0.01 pts are shown

MEN

6



Grand Valley State ▲ 23

Great Lakes Intercollegiate Athletic Conference

Event	Scrd As	Athlete	Yr	Scored Mark	Date	Pl. Pts.	Bonus	TOTAL
Scored bests come from CURRENT season								
▶ 5000m	4	Jeff NORDQUIST	JR	14:22.69	12/16/10	14	1.72	15.72
▶ 5000m	7	Anthony WITT	JR	14:25.13	12/16/10	8	1.43	9.43
▶ 5000m	8	Ryan TOTH	JR	14:28.29	12/16/10	7	1.06	8.06
▶ 5000m	11	Tyler EMMOREY	JR	14:34.63	12/16/10	4	0.50	4.50
▶ LJ	18	Aaron DEWBERRY	FR	7.17m 23-6¼	1/7/11	0.6	0.11	0.71
▶ SP	3	Matt ARMSTRONG	JR	18.05m 59-2¼	1/7/11	16	1.86	17.86
▶ SP	27	Kyle ENO	JR	15.91m 52-2½	12/16/10	0.1	0.00	0.10
▶ HEPT	24	Bret MYERS	FR	4,532	12/16/10	0.25	0.00	0.25
Scored bests come from PRE-SEASON DATA								
▶ 800m	14	John DYER	SO	1:53.39	2/26/10	1	0.55	1.55
▶ Mile	12	Tyler EMMOREY	JR	4:11.37	2/26/10	3	0.69	3.69
▶ Mile	15	Jon MANBY	SO	4:12.76	2/26/10	0.9	0.32	1.22
▶ Mile	25	Pat SAGE	SR	4:14.70	2/12/10	0.2	0.00	0.20
▶ Mile	26	Larry JULSON	SO	4:14.71	2/26/10	0.15	0.00	0.15
▶ 5000m	15	Paul ZIELINSKI	JR	14:38.52	2/26/10	0.9	0.26	1.16
▶ H60m	29	Ryan BROWN	JR	8.30	2/26/10	0.05	0.00	0.05
▶ 4x400	21			3:18.73	12/17/09	0.4	0.00	0.40
▶ DMR	12			9:58.11	2/26/10	3	0.50	3.50
▶ PV	5	Quinton DENNIS	SR	4.96m 16-3¼	2/26/10	12	1.12	13.12
▶ PV	25	Travis FISHER	JR	4.65m 15-3	2/12/10	0.2	0.00	0.20
▶ PV	25	Kevin LELAND	SO	4.65m 15-3	2/12/10	0.2	0.00	0.20
▶ SP	2	Daniel VANEK	JR	19.32m 63-4¼	1/31/09	18	4.85	22.85
▶ SP	8	Donny STIFFLER	SO	17.53m 57-6¼	2/19/10	7	0.89	7.89
Team Total								112.79

7



Emporia State ▲ 2

Mid-America Intercollegiate Athletics Association

Event	Scrd As	Athlete	Yr	Scored Mark	Date	Pl. Pts.	Bonus	TOTAL
Scored bests come from CURRENT season								
▶ 60m	7	Josh SCHULER	SR	6.78	12/11/10	8	1.16	9.16
▶ H60m	11	Andrew ETHERIDGE	FR	8.14	12/11/10	4	0.50	4.50
Scored bests come from PRE-SEASON DATA								
▶ 60m	4	Derwin HALL	JR	6.77	1/22/10	14	1.33	15.33
▶ 200m	3	Josh SCHULER	SR	21.35	2/5/10	16	1.78	17.78
▶ 200m	14	Vincent HOWZE	JR	21.84	1/29/10	1	0.28	1.28
▶ 400m	22	Vincent HOWZE	JR	48.79	2/26/10	0.35	0.00	0.35
▶ Mile	21	William HOHMEIER	SR	4:14.26	2/26/10	0.4	0.05	0.45
▶ HJ	9	Briar PLOUDE	SO	2.11m 6-11	1/15/10	6	0.70	6.70
▶ PV	6	Zach ROSENBERGER	SR	4.95m 16-2¼	1/29/10	10	1.01	11.01
▶ LJ	9	Josh HONEYCUTT	SR	7.27m 23-10¼	2/26/10	6	0.62	6.62
▶ TJ	3	Josh HONEYCUTT	SR	15.80m 51-10	2/26/10	16	2.93	18.93
▶ WT	15	Kevin ROULHAC	SR	18.25m 59-10½	2/20/10	0.9	0.05	0.95
▶ HEPT	19	Tony GRANILLO	JR	4,597	2/26/10	0.5	0.00	0.50
Team Total								93.57

8



Adams State ▼ 7

Rocky Mountain Athletic Conference

Event	Scrd As	Athlete	Yr	Scored Mark	Date	Pl. Pts.	Bonus	TOTAL
Scored bests come from PRE-SEASON DATA								
▶ 800m	1	Andrew GRAHAM	JR	1:51.12	3/13/10	20	2.36	22.36
▶ 800m	8	Keegan CALMES	SO	1:53.00	2/5/10	7	0.78	7.78
▶ 800m	19	Drew SOUCY	SR	1:53.71	2/26/10	0.5	0.36	0.86
▶ Mile	2	Keegan CALMES	SO	4:06.84	2/12/10	18	2.40	20.40
▶ Mile	14	Dean HUFFER	SR	4:12.11	2/26/10	1	0.49	1.49
▶ Mile	18	Drew SOUCY	SR	4:13.75	1/29/10	0.6	0.12	0.72
▶ 5000m	12	Edwin CRUZ	SO	14:35.45	2/14/09	3	0.44	3.44
▶ DMR	1			9:44.35	3/13/10	20	3.20	23.20
▶ HJ	7	Dyson MORTENSEN	SO	2.12m 6-11¼	3/13/10	8	0.97	8.97
▶ PV	15	Blair SOHL	SR	4.81m 15-9¼	2/26/10	0.9	0.04	0.94
▶ SP	20	Wesley LAVONG	FR	16.27m 53-4¼	12/5/09	0.45	0.00	0.45
Team Total								90.63

"Scrd As", short for "Scored As", Standing used for place points portion of performance's score combining preseason data (when applied) to current season data

Numbers in BLACK are both the performance's actual NCAA rank AND "scored as" rank Numbers in RED indicate actual NCAA rank does not exist or is worse than "scored as" rank Numbers in BLUE indicate actual NCAA rank is better than "scored as" rank



2011 Indoor, Preseason

D denotes multiple-event rule in affect

Only those who score >0.01 pts are shown

MEN

9



Colorado Mines

▲ 15

Rocky Mountain Athletic Conference

Event	Scrd As	Athlete	Yr	Scored Mark	Date	Pl. Pts.	Bonus	TOTAL
Scored bests come from PRE-SEASON DATA								
▶ 800m	13	Mack MCLAIN	JR	1:53.35	2/12/10	2	0.57	2.57
▶ 800m	24	Ryan CRISP	JR	1:54.15	2/19/10	0.25	0.11	0.36
▶ 800m	28	Russell DRUMMOND	SO	1:54.33	2/12/10	0.07	0.06	0.13
▶ 800m	33	Ryan HANLEY	SO	1:54.51	2/19/10	0.01	0.01	0.01
▶ Mile	1	Mack MCLAIN	JR	4:03.10	2/12/10	20	4.00	24.00
▶ Mile	9	Ben ZYWICKI	SR	4:10.78	2/5/10	6	0.85	6.85
▶ Mile	10	Russell DRUMMOND	SO	4:10.86	2/12/10	5	0.83	5.83
▶ 5000m	5	Ben ZYWICKI	SR	14:24.38	2/12/10	12	1.52	13.52
▶ 5000m	6	Aaron SWIFT	SR	14:24.46	2/12/10	10	1.51	11.51
▶ DMR	4			9:49.14	2/26/10	14	2.10	16.10
▶ HEPT	27	Jim HANAFIN	JR	4,494	2/26/10	0.1	0.00	0.10

Team Total 80.98

10



American International

▲ 4

Northeast-10 Conference

Event	Scrd As	Athlete	Yr	Scored Mark	Date	Pl. Pts.	Bonus	TOTAL
Scored bests come from CURRENT season								
▶ 200m	10	Dominic SMITH	JR	21.71	12/11/10	5	0.58	5.58
▶ 400m	17	Dominic SMITH	JR	48.59	12/4/10	0.7	0.11	0.81
Scored bests come from PRE-SEASON DATA								
▶ 200m	25	Carlton WILDMAN	SR	21.94	2/26/10	0.2	0.15	0.35
▶ 400m	18	Emmanuel JEAN	SO	48.63	1/29/10	0.6	0.09	0.69
▶ 400m	30	Carlton WILDMAN	SR	49.08	12/12/09	0.02	0.00	0.02
▶ 800m	10	Emile BARNETT	SR	1:53.10	2/26/10	5	0.72	5.72
▶ Mile	28	Victor KEMBOI	SO	4:15.00	2/18/10	0.07	0.00	0.07
▶ 5000m	2	Glarus ROP	SO	14:08.83	12/5/09	18	3.40	21.40
▶ 5000m	14	Victor KEMBOI	SO	14:36.45	12/5/09	1	0.36	1.36
▶ H60m	17	Anthony HATWOOD	SO	8.24	2/26/10	0.7	0.08	0.78
▶ 4x400	6			3:13.89	2/26/10	10	1.74	11.74
▶ DMR	15			10:00.37	2/26/10	0.9	0.17	1.07
▶ HJ	3	Noel JAMES	SO	2.17m	7-1½	16	2.60	18.60
▶ HJ	11	Dylan MOORE	SO	2.09m	6-10½	4	0.28	4.28
▶ LJ	16	Maurice CALENDIA	SR	7.20m	23-7½	0.8	0.21	1.01
▶ TJ	11	Maurice CALENDIA	SR	14.77m	48-5½	4	0.37	4.37

Team Total 77.84

11



Western State

▲ 18

Rocky Mountain Athletic Conference

Event	Scrd As	Athlete	Yr	Scored Mark	Date	Pl. Pts.	Bonus	TOTAL	
Scored bests come from CURRENT season									
▶ TJ	15	Akil GIPSON	JR	14.60m	47-11	12/10/10	0.9	0.16	1.06
Scored bests come from PRE-SEASON DATA									
▶ 200m	35	Reger CRAIGO	JR	22.01		2/5/10		0.06	0.06
▶ Mile	11	Loren AHONEN	SR	4:11.17		2/26/10	4	0.75	4.75
▶ Mile	24	Tyler RASMUSSEN	SR	4:14.55		2/26/10	0.25	0.01	0.26
▶ 5000m	9	Loren AHONEN	SR	14:28.87		2/12/10	6	0.99	6.99
▶ 5000m	13	Sean BROWN	SR	14:36.42		2/26/10	2	0.37	2.37
▶ H60m	14	Will CRANFORD	SO	8.18		2/20/10	1	0.31	1.31
▶ DMR	5			9:50.43		3/13/10	12	1.81	13.81
▶ HJ	1	Oliver HARSANYI	SO	2.20m	7-2½	2/14/09	20	3.80	23.80
▶ LJ	20	Zachary LITTLE	JR	7.12m	23-4½	2/26/10	0.45	0.00	0.45
▶ TJ	12	Oliver HARSANYI	SO	14.71m	48-3½	2/28/09	3	0.29	3.29
▶ SP	21	Ryan WALSTROM	SR	16.19m	53-1½	1/22/10	0.4	0.00	0.40
▶ WT	17	Ryan WALSTROM	SR	18.20m	59-8½	2/19/10	0.7	0.02	0.72
▶ HEPT	3	Cody SANDERS	SR	5,076		12/13/08	16	2.39	18.39

Team Total 77.65

12



Southern Connecticut

▲ 7

Northeast-10 Conference

Event	Scrd As	Athlete	Yr	Scored Mark	Date	Pl. Pts.	Bonus	TOTAL	
Scored bests come from CURRENT season									
▶ HJ	15	Jared DIXON	SR	2.08m	6-9¾	12/10/10	0.9	0.15	1.05
▶ LJ	28	Russell FALLO	JR	7.04m	23-1½	12/10/10	0.07	0.00	0.07
Scored bests come from PRE-SEASON DATA									
▶ 60m	26	Nana OCRAN	SR	6.89		12/11/09	0.15	0.05	0.20
▶ 400m	21	Richard JACKSON	SR	48.69		3/7/10	0.4	0.05	0.45
▶ 800m	2	Selasi LUMAX	JR	1:51.38		3/7/10	18	2.13	20.13
▶ 800m	6	Brian ROBBINS	SR	1:52.49		3/7/10	10	1.14	11.14
▶ 800m	11	Corey DE LA CRUZ	JR	1:53.13		#####	4	0.70	4.70
▶ 4x400	12			3:16.56		2/12/10	3	0.22	3.22
▶ PV	4	Ryan WHITEHEAD	SR	5.06m	16-7½	3/13/10	14	2.34	16.34
▶ PV	6	Patrick WASZCZAK	SR	4.95m	16-2½	2/10/10	10	1.01	11.01
▶ LJ	12	Akeem ELLIOTT	JR	7.22m	23-8½	2/18/10	3	0.28	3.28

Team Total 71.59

"Scrd As", short for "Scored As", Standing used for place points portion of performance's score combining preseason data (when applied) to current season data

Numbers in BLACK are both the performance's actual NCAA rank AND "scored as" rank Numbers in RED indicate actual NCAA rank does not exist or is worse than "scored as" rank Numbers in BLUE indicate actual NCAA rank is better than "scored as" rank



D denotes multiple-event rule in affect
Only those who score >0.01 pts are shown

MEN

13



Findlay

Great Lakes Intercollegiate Athletic Conference

▲ 1

Event	Scrd As	Athlete	Yr	Scored Mark	Date	Pl. Pts.	Bonus	TOTAL
Scored bests come from CURRENT season								
▶ 60m	17	Lyndon JOHNSON	SR	6.87	12/3/10	0.7	0.16	0.86
▶ 200m	10	Lyndon JOHNSON	SR	21.71	1/8/11	5	0.58	5.58
▶ SP	7	Derrick VICARS	JR	17.57m 57-7½	12/3/10	8	0.95	8.95
▶ WT	9	Derrick VICARS	JR	19.05m 62-6	1/8/11	6	0.59	6.59
Scored bests come from PRE-SEASON DATA								
▶ 200m	22	Curtis SMITHEY	JR	21.93	2/20/10	0.35	0.16	0.51
▶ 400m	6	Curtis SMITHEY	JR	47.52	2/26/10	10	1.36	11.36
▶ 400m	16	John GUAGENTI	JR	48.47	12/4/09	0.8	0.18	0.98
▶ 800m	20	Simon BERNARD	SR	1:53.77	2/26/10	0.45	0.33	0.78
▶ 4x400	5			3:13.72	2/26/10	12	1.86	13.86
▶ DMR	29			10:18.17	2/26/10	0.05	0.00	0.05
▶ HJ	11	Cory VALES	JR	2.09m 6-10¼	2/20/10	4	0.28	4.28
▶ PV	9	Shane SHOCKEY	SO	4.90m 16-¾	2/12/10	6	0.51	6.51
▶ PV	23	Chris EHRMAN	SR	4.66m 15-3½	2/26/10	0.3	0.00	0.30
▶ SP	18	Nathaniel KURTZ	SR	16.34m 53-7½	1/9/10	0.6	0.00	0.60
▶ SP	26	Darren BASS	SO	15.93m 52-3¼	2/26/10	0.15	0.00	0.15
▶ WT	8	Nathaniel KURTZ	SR	19.13m 62-9¾	2/12/10	7	0.69	7.69
Team Total								69.06

14



Stonehill

Northeast-10 Conference

▲ 13

Event	Scrd As	Athlete	Yr	Scored Mark	Date	Pl. Pts.	Bonus	TOTAL
Scored bests come from PRE-SEASON DATA								
▶ 400m	28	Pak LUL	JR	48.95	2/26/10	0.07	0.00	0.07
▶ Mile	6	Patrick FULLERTON	SR	4:09.19	2/26/10	10	1.42	11.42
▶ Mile	8	Daniel PILZ	SR	4:10.69	2/12/10	7	0.88	7.88
▶ H60m	3	Corey THOMAS	SO	7.98	2/26/10	16	2.05	18.05
▶ DMR	20			10:09.61	2/5/10	0.45	0.00	0.45
▶ HJ	2	Corey THOMAS	SO	2.19m 7-2¼	2/26/10	18	3.40	21.40
Team Total								59.27

15



Chadron State

Rocky Mountain Athletic Conference

Event	Scrd As	Athlete	Yr	Scored Mark	Date	Pl. Pts.	Bonus	TOTAL
Scored bests come from CURRENT season								
▶ H60m	2	Karl MCFARLANE	SO	7.97	12/10/10	18	2.17	20.17
Scored bests come from PRE-SEASON DATA								
▶ H60m	29	Lanar NEWMAN	JR	8.30	2/26/10	0.05	0.00	0.05
▶ LJ	4	Lanar NEWMAN	JR	7.41m 24-3¾	12/12/09	14	1.55	15.55
▶ TJ	13	Lanar NEWMAN	JR	14.69m 48-2¾	12/12/09	D 2	0.27	2.27
▶ TJ	19	John RITZEN	SR	14.43m 47-4¼	2/26/10	0.5	0.00	0.50
▶ SP	5	Cody HUNT	JR	17.83m 58-6	2/26/10	12	1.37	13.37
▶ HEPT	9	Lanar NEWMAN	JR	4,824	2/4/10	6	0.56	6.56
Team Total								58.46

16



Indiana (Pa.)

Pennsylvania State Athletic Conference

▼ 6

Event	Scrd As	Athlete	Yr	Scored Mark	Date	Pl. Pts.	Bonus	TOTAL
Scored bests come from PRE-SEASON DATA								
▶ 60m	10	Hopeton BAILEY	JR	6.81	1/22/10	5	0.71	5.71
▶ 60m	15	Kevin RAYMOND	JR	6.85	1/9/10	0.9	0.27	1.17
▶ 60m	17	Nafee HARRIS	SR	6.87	1/22/10	0.7	0.16	0.86
▶ 60m	17	Tristan TAYLOR	JR	6.87	1/22/10	0.7	0.16	0.86
▶ 200m	12	Kevin RAYMOND	JR	21.77	12/11/09	3	0.42	3.42
▶ 400m	12	Kevin RAYMOND	JR	48.12	2/27/10	3	0.58	3.58
▶ 5000m	16	Hillary MUGUN	SO	14:39.08	2/27/10	0.8	0.24	1.04
▶ HJ	7	Leander TONEY	SR	2.12m 6-11½	3/13/10	8	0.97	8.97
▶ LJ	1	Nafee HARRIS	SR	7.80m 25-7¾	3/13/10	20	5.36	25.36
▶ HEPT	11	Yoann GODET	SO	4,760	2/27/10	4	0.33	4.33
Team Total								55.32

"Scrd As", short for "Scored As", Standing used for place points portion of performance's score combining preseason data (when applied) to current season data

Numbers in BLACK are both the performance's actual NCAA rank AND "scored as" rank Numbers in RED indicate actual NCAA rank does not exist or is worse than "scored as" rank Numbers in BLUE indicate actual NCAA rank is better than "scored as" rank



2011 Indoor, Preseason

D denotes multiple-event rule in affect
Only those who score >0.01 pts are shown

MEN

17

Western Washington

Great Northwest Athletic Conference

▼ 3

Event	Scrd As	Athlete	Yr	Scored Mark	Date	Pl. Pts.	Bonus	TOTAL	
Scored bests come from PRE-SEASON DATA									
▶ 5000m	3	Jordan WELLING	SR	14:21.03	2/12/10	16	1.92	17.92	
▶ DMR	17			10:00.83	2/27/10	0.7	0.10	0.80	
▶ PV	1	Ryan BROWN	SR	5.22m	17-1½	20	4.76	24.76	
▶ LJ	23	Tim CLENDANIEL	JR	7.09m	23-3¼	2/20/10	0.3	0.00	0.30
▶ TJ	29	Will DAVIS	SO	14.20m	46-7¼	2/20/10	0.05	0.00	0.05
▶ SP	24	Ben ELDER	SR	15.94m	52-3¾	2/27/10	0.25	0.00	0.25
▶ HEPT	14	Tim CLENDANIEL	JR	4,711	1/29/10	1	0.16	1.16	
Team Total								45.24	

18

UMass Lowell

Northeast-10 Conference

▲ 6

Event	Scrd As	Athlete	Yr	Scored Mark	Date	Pl. Pts.	Bonus	TOTAL	
Scored bests come from CURRENT season									
▶ 400m	20	Jeffrey WUNDT	JR	48.67	12/4/10	0.45	0.06	0.51	
▶ HJ	27	Keith LEWIS	FR	2.03m	6-8	1/8/11	0.1	0.00	0.10
▶ TJ	18	William NGUIDJOI	SR	14.46m	47-5¼	12/4/10	0.6	0.00	0.60
Scored bests come from PRE-SEASON DATA									
▶ 200m	7	Evan WHITE	SO	21.59	3/12/10	8	0.88	8.88	
▶ 400m	9	Donte BROWN	SR	47.94	1/29/10	6	0.80	6.80	
▶ 4x400	4			3:13.69	2/12/10	14	1.89	15.89	
▶ DMR	7			9:53.97	2/26/10	8	1.12	9.12	
▶ SP	13	Cory MURRAY	SR	16.82m	55-2¼	2/18/10	2	0.17	2.17
Team Total								44.06	

19

Pittsburg State

Mid-America Intercollegiate Athletics Association

▼ 13

Event	Scrd As	Athlete	Yr	Scored Mark	Date	Pl. Pts.	Bonus	TOTAL	
Scored bests come from PRE-SEASON DATA									
▶ DMR	8			9:54.81	3/13/10	7	0.99	7.99	
▶ PV	6	Ethan HOBBS	SR	4.95m	16-2¼	1/29/10	10	1.01	11.01
▶ PV	13	Colbie SNYDER	SO	4.86m	15-11¼	2/26/10	2	0.30	2.30
▶ LJ	21	Kiara JONES	SR	7.11m	23-4	2/26/10	0.4	0.00	0.40
▶ TJ	2	Kiara JONES	SR	15.83m	51-11¼	2/26/10	18	3.04	21.04
▶ TJ	30	Brett SIEGLE	SR	14.17m	46-6	2/26/10	0.02	0.00	0.02
▶ WT	27	Brandon HUBBARD	JR	17.24m	56-6¼	2/19/10	0.1	0.00	0.10
Team Total								42.87	

20

Minnesota State

Northern Sun Intercollegiate Conference

▼ 12

Event	Scrd As	Athlete	Yr	Scored Mark	Date	Pl. Pts.	Bonus	TOTAL	
Scored bests come from CURRENT season									
▶ SP	24	Christopher REED	FR	15.94m	52-3¾	1/8/11	0.25	0.00	0.25
Scored bests come from PRE-SEASON DATA									
▶ 4x400	13			3:16.75	2/19/10	2	0.13	2.13	
▶ DMR	6			9:52.35	1/29/10	10	1.38	11.38	
▶ PV	2	Dan NOVAK	JR	5.16m	16-11	3/13/10	18	3.85	21.85
▶ PV	11	Matt MASLOSKI	JR	4.88m	16-0	2/26/10	4	0.40	4.40
▶ SP	15	Todd DEJONG	SR	16.60m	54-5¼	2/26/10	0.9	0.00	0.90
▶ HEPT	22	Lucas TORRES	JR	4,550	2/26/10	0.35	0.00	0.35	
▶ HEPT	29	Robert GUNDERSON	SO	4,476	2/26/10	0.05	0.00	0.05	
Team Total								41.31	

21

Tiffin

Great Lakes Intercollegiate Athletic Conference

▼ 8

Event	Scrd As	Athlete	Yr	Scored Mark	Date	Pl. Pts.	Bonus	TOTAL	
Scored bests come from CURRENT season									
▶ SP	9	John PEMBERTON	JR	17.29m	56-8¾	12/3/10	6	0.55	6.55
Scored bests come from PRE-SEASON DATA									
▶ 200m	21	Justin WARE	SR	21.92	2/26/10	0.4	0.17	0.57	
▶ 400m	11	Justin WARE	SR	48.06	2/26/10	4	0.65	4.65	
▶ 400m	25	Dominic COLVIN	SO	48.88	2/26/10	0.2	0.00	0.20	
▶ 800m	22	Stephen MILES	SO	1:53.84	2/12/10	0.35	0.29	0.64	
▶ 800m	30	Zachary LATHROP	SO	1:54.40	2/26/10	0.02	0.04	0.06	
▶ 5000m	28	Jason BUMB	SR	14:51.90	2/12/10	0.07	0.00	0.07	
▶ 4x400	2			3:12.09	2/26/10	18	3.06	21.06	
▶ DMR	23			10:09.94	2/12/10	0.3	0.00	0.30	
▶ HJ	11	Travis LEFLORE	JR	2.09m	6-10¼	12/11/09	4	0.28	4.28
▶ PV	14	Lee MILLER	JR	4.85m	15-11	12/11/09	1	0.25	1.25
▶ LJ	25	Antoine ALLEN	SO	7.07m	23-2¼	2/20/10	0.2	0.00	0.20
Team Total								39.83	

"Scrd As", short for "Scored As", Standing used for place points portion of performance's score combining preseason data (when applied) to current season data
 Numbers in BLACK are both the performance's actual NCAA rank AND "scored as" rank Numbers in RED indicate actual NCAA rank does not exist or is worse than "scored as" rank Numbers in BLUE indicate actual NCAA rank is better than "scored as" rank



2011 Indoor, Preseason

D denotes multiple-event rule in affect
Only those who score >0.01 pts are shown

MEN

22



Missouri S&T

Great Lakes Valley Conference

▲ 7

Event	Scrd As	Athlete	Yr	Scored Mark	Date	Pl. Pts.	Bonus	TOTAL
Scored bests come from PRE-SEASON DATA								
▶ 400m	23	Terry ROBINSON	SR	48.82	2/26/10	0.3	0.00	0.30
▶ 800m	7	Bryan KLUGE	SR	1:52.88	2/5/10	8	0.85	8.85
▶ 800m	17	Brendan SMITH	SR	1:53.53	2/11/10	0.7	0.47	1.17
▶ H60m	7	Terry ROBINSON	SR	8.04	3/13/10	8	1.35	9.35
▶ H60m	25	Derick WINKLE	JR	8.28	2/26/10	0.2	0.00	0.20
▶ 4x400	20			3:18.48	2/11/10	0.45	0.00	0.45
▶ HJ	24	Joe VEHIGE	SO	2.04m 6-8½	2/26/10	0.25	0.00	0.25
▶ PV	3	Dan HELLWIG	SR	5.07m 16-7½	2/11/10	16	2.49	18.49
Team Total								39.05

23



Johnson C. Smith

Central Intercollegiate Athletic Association

▼ 13

Event	Scrd As	Athlete	Yr	Scored Mark	Date	Pl. Pts.	Bonus	TOTAL
Scored bests come from PRE-SEASON DATA								
▶ 400m	2	Leford GREEN	SR	46.67	3/13/10	18	2.98	20.98
▶ H60m	9	Andre COLLINS	JR	8.10	3/12/10	6	0.81	6.81
▶ 4x400	7			3:14.43	3/13/10	8	1.35	9.35
Team Total								37.13

24



Metro State

Rocky Mountain Athletic Conference

▲ 3

Event	Scrd As	Athlete	Yr	Scored Mark	Date	Pl. Pts.	Bonus	TOTAL
Scored bests come from PRE-SEASON DATA								
▶ 800m	3	Shawn LINDBOM	SR	1:51.57	2/5/10	16	1.96	17.96
▶ 800m	31	Carl ARNOLD III	JR	1:54.42	1/15/10		0.03	0.03
▶ DMR	3			9:46.65	3/13/10	16	2.67	18.67
Team Total								36.66

25



Lock Haven

Pennsylvania State Athletic Conference

Event	Scrd As	Athlete	Yr	Scored Mark	Date	Pl. Pts.	Bonus	TOTAL
Scored bests come from CURRENT season								
▶ HJ	15	Chris AMMANN	SO	2.08m 6-9¾	12/10/10	0.9	0.15	1.05
▶ SP	30	Tyler THOMAS	JR	15.75m 51-8¾	1/8/11	0.02	0.00	0.02
▶ HEPT	6	Chris AMMANN	SO	4,958	12/10/10	10	1.42	11.42
Scored bests come from PRE-SEASON DATA								
▶ 400m	29	Chris JONES	JR	49.01	2/27/10	0.05	0.00	0.05
▶ Mile	5	Nick HILTON	SR	4:09.18	2/27/10	12	1.43	13.43
▶ Mile	19	Nathan ZONDLO	JR	4:13.77	2/27/10	0.5	0.12	0.62
▶ 5000m	23	Tim GETZ	SR	14:47.13	2/27/10	0.3	0.00	0.30
▶ 4x400	24			3:19.12	2/20/10	0.25	0.00	0.25
▶ DMR	10			9:56.55	2/12/10	5	0.73	5.73
▶ PV	25	Jordan STONEBREAKER	SO	4.65m 15-3	1/29/10	0.2	0.00	0.20
▶ WT	25	Tyler THOMAS	JR	17.34m 56-10¾	2/27/10	0.2	0.00	0.20
Team Total								33.26

26



Seton Hill

West Virginia Intercollegiate Athletic Conference

▲ 9

Event	Scrd As	Athlete	Yr	Scored Mark	Date	Pl. Pts.	Bonus	TOTAL
Scored bests come from PRE-SEASON DATA								
▶ 400m	8	Josh WILKS	JR	47.93	2/20/10	7	0.81	7.81
▶ 800m	4	Josh WILKS	JR	1:51.82	2/26/10	14	1.73	15.73
▶ 4x400	25			3:19.21	2/26/10	0.2	0.00	0.20
▶ LJ	9	Aron KURZINSKI	SO	7.27m 23-10¾	2/26/10	6	0.62	6.62
Team Total								30.36

27



Bowie State

Central Intercollegiate Athletic Association

▲ 17

Event	Scrd As	Athlete	Yr	Scored Mark	Date	Pl. Pts.	Bonus	TOTAL
Scored bests come from CURRENT season								
▶ TJ	20	Devin RICHARDS	SR	14.33m 47-¾	12/4/10	0.45	0.00	0.45
Scored bests come from PRE-SEASON DATA								
▶ 4x400	17			3:17.99	2/5/10	0.7	0.00	0.70
▶ LJ	2	William BAILEY	SO	7.59m 24-11	2/19/10	18	3.28	21.28
▶ LJ	21	Devin RICHARDS	SR	7.11m 23-4	1/30/10	0.4	0.00	0.40
▶ TJ	9	Artavious WILLIAMS	JR	14.96m 49-1	1/16/10	6	0.70	6.70
Team Total								29.53

"Scrd As", short for "Scored As", Standing used for place points portion of performance's score combining preseason data (when applied) to current season data

Numbers in BLACK are both the performance's actual NCAA rank AND "scored as" rank Numbers in RED indicate actual NCAA rank does not exist or is worse than "scored as" rank Numbers in BLUE indicate actual NCAA rank is better than "scored as" rank



2011 Indoor, Preseason

D denotes multiple-event rule in affect
Only those who score >0.01 pts are shown

MEN

28



Kentucky State

▼14

Southern Intercollegiate Athletic Conference

Event	Scrd As	Athlete	Yr	Scored Mark	Date	Pl. Pts.	Bonus	TOTAL
Scored bests come from PRE-SEASON DATA								
▶ 60m	7	Jamaree GORDON	SR	6.78	12/4/09	8	1.16	9.16
▶ 200m	2	Jamaree GORDON	SR	21.30	3/12/10	18	1.97	19.97
Team Total								29.13

29



Missouri Southern

▼15

Mid-America Intercollegiate Athletics Association

Event	Scrd As	Athlete	Yr	Scored Mark	Date	Pl. Pts.	Bonus	TOTAL	
Scored bests come from CURRENT season									
▶ HJ	21	Clark TANKSLEY	FR	2.05m	6-8%	1/7/11	0.4	0.00	0.40
Scored bests come from PRE-SEASON DATA									
▶ 800m	18	Aki NUMMELA	SR	1:53.69		2/12/10	0.6	0.37	0.97
▶ Mile	16	Aki NUMMELA	SR	4:13.33		1/22/10	0.8	0.18	0.98
▶ DMR	2			9:45.96		3/13/10	18	2.83	20.83
▶ HJ	15	Corey REYNOLDS	SR	2.08m	6-9%	2/26/10	0.9	0.15	1.05
▶ PV	18	Michael JUERGENS	SO	4.75m	15-7	2/6/10	0.6	0.00	0.60
▶ PV	25	DJ DUNMIRE	SO	4.65m	15-3	2/19/10	0.2	0.00	0.20
▶ TJ	21	Jerry JONES	SO	14.32m	46-11%	2/26/10	0.4	0.00	0.40
▶ SP	16	Seth HACKNEY	JR	16.49m	54-1%	2/12/10	0.8	0.00	0.80
Team Total								26.23	

30



Slippery Rock

Pennsylvania State Athletic Conference

Event	Scrd As	Athlete	Yr	Scored Mark	Date	Pl. Pts.	Bonus	TOTAL	
Scored bests come from CURRENT season									
▶ PV	9	Cameron DAUGHERTY	JR	4.90m	16-¾	12/10/10	6	0.51	6.51
Scored bests come from PRE-SEASON DATA									
▶ 800m	16	Kevin JEWEL	SO	1:53.52		2/12/10	0.8	0.47	1.27
▶ TJ	22	Terrace DRAPER	JR	14.30m	46-11	2/6/10	0.35	0.00	0.35
▶ WT	22	Chris WARNING	SR	17.54m	57-6½	1/22/10	0.35	0.00	0.35
▶ HEPT	4	Brady WERT	SR	5,016		2/27/10	14	1.81	15.81
Team Total								24.29	

31



MSU Moorhead

Northern Sun Intercollegiate Conference

Event	Scrd As	Athlete	Yr	Scored Mark	Date	Pl. Pts.	Bonus	TOTAL	
Scored bests come from PRE-SEASON DATA									
▶ 60m	17	Brock KEATON	JR	6.87	1/9/10	0.7	0.16	0.86	
▶ 60m	30	Uchenna OGBONNAYA	JR	6.91	2/26/10	0.02	0.00	0.02	
▶ 200m	26	Derek BREDY	SO	21.96	2/26/10	0.15	0.12	0.27	
▶ 200m	38	Uchenna OGBONNAYA	JR	22.05	2/26/10	0.01	0.01	0.01	
▶ H60m	10	Laquone ROBINSON	SO	8.13	1/17/10	5	0.58	5.58	
▶ 4x400	15			3:17.96	2/11/10	0.9	0.00	0.90	
▶ LJ	12	Derek BREDY	SO	7.22m	23-8%	1/9/10	3	0.28	3.28
▶ TJ	30	Laquone ROBINSON	SO	14.17m	46-6	12/5/09	0.02	0.00	0.02
▶ WT	6	Anthony ENYI	SR	19.52m	64-¾	1/17/10	10	1.14	11.14
▶ WT	18	Christopher HEIL	SR	17.91m	58-9%	2/6/10	0.6	0.00	0.60
▶ HEPT	17	Luke BUCHHOLZ	JR	4,630		2/26/10	0.7	0.00	0.70
Team Total								23.40	

32



Texas A&M-Kingsville

▲ 8

Lone Star Conference

Event	Scrd As	Athlete	Yr	Scored Mark	Date	Pl. Pts.	Bonus	TOTAL	
Scored bests come from PRE-SEASON DATA									
▶ 4x400	30			3:20.00	2/12/10	0.02	0.00	0.02	
▶ LJ	8	CJ GRIGGS	SO	7.29m	23-11	2/12/10	7	0.75	7.75
▶ LJ	14	Connell DAVIS	SR	7.21m	23-8	2/12/10	1	0.24	1.24
▶ TJ	8	CJ GRIGGS	SO	15.03m	49-3%	3/13/10	7	0.87	7.87
▶ TJ	10	Isaiah GLOVER	SO	14.78m	48-6	2/6/10	5	0.38	5.38
Team Total								22.26	

33



Lake Erie

Great Lakes Intercollegiate Athletic Conference

Event	Scrd As	Athlete	Yr	Scored Mark	Date	Pl. Pts.	Bonus	TOTAL	
Scored bests come from CURRENT season									
▶ 200m	26	Chris BURROWS	SO	21.96	12/10/10	0.15	0.12	0.27	
▶ HJ	4	Edward DUDLEY	FR	2.15m	7-½	12/4/10	14	1.80	15.80
▶ HEPT	10	Isaac SNYDER	SO	4,774	12/10/10	5	0.38	5.38	
Scored bests come from PRE-SEASON DATA									
▶ 4x400	16			3:17.98	2/20/10	0.8	0.00	0.80	
Team Total								22.26	

"Scrd As", short for "Scored As", Standing used for place points portion of performance's score combining preseason data (when applied) to current season data

Numbers in BLACK are both the performance's actual NCAA rank AND "scored as" rank Numbers in RED indicate actual NCAA rank does not exist or is worse than "scored as" rank Numbers in BLUE indicate actual NCAA rank is better than "scored as" rank



2011 Indoor, Preseason

D denotes multiple-event rule in affect
Only those who score >0.01 pts are shown

MEN

34



Western Oregon

Great Northwest Athletic Conference

Event	Scrd As	Athlete	Yr	Scored Mark	Date	Pl. Pts.	Bonus	TOTAL
Scored bests come from PRE-SEASON DATA								
▶ 800m	29	Connor KASLER	SO	1:54.35	2/27/10	0.05	0.05	0.10
▶ Mile	7	Chris REED	SR	4:10.57	2/27/10	8	0.91	8.91
▶ 5000m	10	Chris REED	SR	14:33.66	2/12/10	5	0.58	5.58
▶ 4x400	11			3:15.83	2/27/10	4	0.56	4.56
▶ LJ	14	Matson HARDIE	SO	7.21m	23-8 2/20/10	1	0.24	1.24
▶ TJ	14	Matson HARDIE	SO	14.62m	47-11% 2/27/10	1	0.18	1.18
Team Total								21.58

37



Queens (N.C.)

Conference Carolinas

▼ **17**

Event	Scrd As	Athlete	Yr	Scored Mark	Date	Pl. Pts.	Bonus	TOTAL
Scored bests come from PRE-SEASON DATA								
▶ Mile	3	Simon STUETZEL	SR	4:07.68	2/26/10	16	2.05	18.05
▶ 5000m	29	Alexander SCHILLING	JR	14:51.94	2/26/10	0.05	0.00	0.05
Team Total								18.10

35



East Stroudsburg

Pennsylvania State Athletic Conference

▼ **6**

Event	Scrd As	Athlete	Yr	Scored Mark	Date	Pl. Pts.	Bonus	TOTAL
Scored bests come from PRE-SEASON DATA								
▶ 200m	33	Negus GRAHAM	SR	22.00	2/12/10		0.08	0.08
▶ 400m	5	Negus GRAHAM	SR	47.37	3/13/10	12	1.64	13.64
▶ Mile	27	Frank FEZZA	SO	4:14.79	2/19/10	0.1	0.00	0.10
▶ H60m	23	Corey YOUNG	SO	8.26	2/27/10	0.3	0.01	0.31
▶ 4x400	10			3:15.74	2/12/10	5	0.61	5.61
▶ DMR	25			10:12.45	2/5/10	0.2	0.00	0.20
▶ TJ	28	Brandon HILLMAN	JR	14.22m	46-8 2/27/10	0.07	0.00	0.07
▶ HEPT	16	Dan JOHNSON	JR	4,654	2/27/10	0.8	0.00	0.80
Team Total								20.80

38



Northern State

Northern Sun Intercollegiate Conference

▲ **2**

Event	Scrd As	Athlete	Yr	Scored Mark	Date	Pl. Pts.	Bonus	TOTAL
Scored bests come from PRE-SEASON DATA								
▶ 60m	17	Odis RICHARDSON	SO	6.87	2/6/10	0.7	0.16	0.86
▶ 200m	26	Odis RICHARDSON	SO	21.96	2/26/10	0.15	0.12	0.27
▶ H60m	12	Luke HAUERT	SO	8.16	2/26/10	3	0.38	3.38
▶ 4x400	29			3:19.95	2/19/10	0.05	0.00	0.05
▶ HJ	19	Andrew ROSE	SR	2.06m	6-9 2/26/10	0.5	0.00	0.50
▶ LJ	6	Calvin MCGRUDER	SR	7.32m	24-¾ 2/6/10	10	0.95	10.95
▶ LJ	19	Trevor MAU	SO	7.15m	23-5½ 2/6/10	0.5	0.04	0.54
Team Total								16.56

36



Neb.-Kearney

Rocky Mountain Athletic Conference

▼ **16**

Event	Scrd As	Athlete	Yr	Scored Mark	Date	Pl. Pts.	Bonus	TOTAL
Scored bests come from CURRENT season								
▶ 800m	21	Matt SHIPP	JR	1:53.79	12/10/10	0.4	0.32	0.72
▶ H60m	12	Allen OSBORN	JR	8.16	12/10/10	3	0.38	3.38
▶ LJ	24	Marty MOLINA	JR	7.08m	23-2¾ 12/10/10	0.25	0.00	0.25
▶ WT	30	Kyle GLIDDEN	SO	17.01m	55-9¾ 12/10/10	0.02	0.00	0.02
▶ HEPT	12	Bryson MAHLBERG	JR	4,758	12/10/10	3	0.33	3.33
Scored bests come from PRE-SEASON DATA								
▶ 400m	19	Alex PAUL	JR	48.66	2/26/10	0.5	0.07	0.57
▶ TJ	6	Marty MOLINA	JR	15.27m	50-1¼ 2/12/10	10	1.46	11.46
▶ TJ	23	Jacob DAVENPORT	SR	14.28m	46-10% 2/26/10	0.3	0.00	0.30
▶ SP	28	Kyle GLIDDEN	SO	15.89m	52-1¼ 2/26/10	0.07	0.00	0.07
Team Total								20.10

39



Saint Paul's

Central Intercollegiate Athletic Association

unch

Event	Scrd As	Athlete	Yr	Scored Mark	Date	Pl. Pts.	Bonus	TOTAL
Scored bests come from PRE-SEASON DATA								
▶ HJ	4	Maurice HALL	SR	2.15m	7-½ 2/13/10	14	1.80	15.80
Team Total								15.80

40



California (Pa.)

Pennsylvania State Athletic Conference

▼ **11**

Event	Scrd As	Athlete	Yr	Scored Mark	Date	Pl. Pts.	Bonus	TOTAL
Scored bests come from PRE-SEASON DATA								
▶ H60m	5	Brice MYERS	SR	7.99	2/20/10	12	1.93	13.93
Team Total								13.93

"Scrd As", short for "Scored As", Standing used for place points portion of performance's score combining preseason data (when applied) to current season data


Numbers in BLACK are both the performance's actual NCAA rank AND "scored as" rank Numbers in RED indicate actual NCAA rank does not exist or is worse than "scored as" rank Numbers in BLUE indicate actual NCAA rank is better than "scored as" rank




2011 Indoor, Preseason

D denotes multiple-event rule in affect
Only those who score >0.01 pts are shown


MEN

41  **Lake Superior State** ▼12
Great Lakes Intercollegiate Athletic Conference


Event	Scrd As	Athlete	Yr	Scored Mark	Date	Pl. Pts.	Bonus	TOTAL	
Scored bests come from PRE-SEASON DATA									
▶ TJ	5	Jonathon ALLEN	SR	15.45m	50-8%	3/13/10	12	1.90	13.90
Team Total								13.90	

42  **Hillsdale** ▼32
Great Lakes Intercollegiate Athletic Conference


Event	Scrd As	Athlete	Yr	Scored Mark	Date	Pl. Pts.	Bonus	TOTAL	
Scored bests come from CURRENT season									
▶ WT	28	John BANOVTZ	FR	17.21m	56-5%	12/3/10	0.07	0.00	0.07
Scored bests come from PRE-SEASON DATA									
▶ 200m	22	Skylar DOOLEY	JR	21.93		2/26/10	0.35	0.16	0.51
▶ 800m	8	Jerry PERKINS	JR	1:53.00		2/26/10	7	0.78	7.78
▶ 4x400	19			3:18.37		2/26/10	0.5	0.00	0.50
▶ DMR	22			10:09.79		2/5/10	0.35	0.00	0.35
▶ WT	11	Justin DAILEY	SR	18.90m	62-¼	2/5/10	4	0.44	4.44
Team Total								13.65	

43  **Mars Hill** ▲1
South Atlantic Conference


Event	Scrd As	Athlete	Yr	Scored Mark	Date	Pl. Pts.	Bonus	TOTAL	
Scored bests come from PRE-SEASON DATA									
▶ H60m	6	Frankie WATERS	SR	8.00		12/5/09	10	1.82	11.82
Team Total								11.82	

44  **West Chester** unch
Pennsylvania State Athletic Conference


Event	Scrd As	Athlete	Yr	Scored Mark	Date	Pl. Pts.	Bonus	TOTAL	
Scored bests come from PRE-SEASON DATA									
▶ 60m	26	Leighon JOHNSON	SR	6.89		2/27/10	0.15	0.05	0.20
▶ 200m	32	Leighon JOHNSON	SR	21.99		2/27/10		0.09	0.09
▶ 400m	25	Craig ESPENSHADE	SR	48.88		2/12/10	0.2	0.00	0.20
▶ H60m	25	Tyler REAL	JR	8.28		1/14/10	0.2	0.00	0.20
▶ 4x400	26			3:19.45		2/12/10	0.15	0.00	0.15
▶ LJ	6	Leighon JOHNSON	SR	7.32m	24-¼	2/27/10	10	0.95	10.95
Team Total								11.79	

45  **Northwest Missouri** ▼25
Mid-America Intercollegiate Athletics Association

Event	Scrd As	Athlete	Yr	Scored Mark	Date	Pl. Pts.	Bonus	TOTAL	
Scored bests come from CURRENT season									
▶ HEPT	21	Logann HALLORAN	FR	4,551		12/10/10	0.4	0.00	0.40
▶ HEPT	25	Seth STAASHELM	SO	4,528		12/10/10	0.2	0.00	0.20
Scored bests come from PRE-SEASON DATA									
▶ 200m	22	Tyler SHAW	JR	21.93		2/26/10	0.35	0.16	0.51
▶ H60m	8	Tyler SHAW	JR	8.07		2/19/10	7	1.04	8.04
▶ H60m	25	Travis MANNING	SO	8.28		2/26/10	0.2	0.00	0.20
▶ PV	18	Will HAER	SO	4.75m	15-7	2/6/10	0.6	0.00	0.60
▶ TJ	23	Porter GROVES	SO	14.28m	46-10%	12/11/09	0.3	0.00	0.30
Team Total								10.25	

46  **Saginaw Valley State** ▼22
Great Lakes Intercollegiate Athletic Conference

Event	Scrd As	Athlete	Yr	Scored Mark	Date	Pl. Pts.	Bonus	TOTAL	
Scored bests come from PRE-SEASON DATA									
▶ 800m	15	Marion BODY	SR	1:53.43		2/26/10	0.9	0.52	1.42
▶ Mile	20	Marion BODY	SR	4:13.96		2/26/10	0.45	0.09	0.54
▶ 5000m	24	Nick EKEL	JR	14:48.64		2/26/10	0.25	0.00	0.25
▶ 4x400	27			3:19.58		2/26/10	0.1	0.00	0.10
▶ DMR	9			9:56.16		2/26/10	6	0.79	6.79
▶ HEPT	27	Tyler GROB	SO	4,494		2/26/10	0.1	0.00	0.10
Team Total								9.21	

47  **Claflin**
Southern Intercollegiate Athletic Conference

Event	Scrd As	Athlete	Yr	Scored Mark	Date	Pl. Pts.	Bonus	TOTAL	
Scored bests come from CURRENT season									
▶ TJ	7	LaQuan PRIEST	JR	15.12m	49-7%	1/7/11	8	1.09	9.09
Team Total								9.09	

"Scrd As", short for "Scored As", Standing used for place points portion of performance's score combining preseason data (when applied) to current season data

Numbers in BLACK are both the performance's actual NCAA rank AND "scored as" rank Numbers in RED indicate actual NCAA rank does not exist or is worse than "scored as" rank Numbers in BLUE indicate actual NCAA rank is better than "scored as" rank



USTFCCCA NCAA Division II National Team Rankings

2011 Indoor, Preseason

as of 1/11/2011 11:00:52 AM

D denotes multiple-event rule in affect
Only those who score >0.01 pts are shown

MEN

48



Kutztown

Pennsylvania State Athletic Conference

▼ 8

Event	Scrd As	Athlete	Yr	Scored Mark	Date	Pl. Pts.	Bonus	TOTAL
Scored bests come from PRE-SEASON DATA								
▶ HJ	10	Sean GENTRY	SO	2.10m 6-10%	2/27/10	5	0.43	5.43
▶ PV	12	Justin GERMANI	SR	4.87m 15-11%	2/7/10	3	0.35	3.35
▶ PV	25	Percell BERRY	SO	4.65m 15-3	2/12/10	0.2	0.00	0.20
Team Total								8.99

49



Indianapolis

Great Lakes Valley Conference

Event	Scrd As	Athlete	Yr	Scored Mark	Date	Pl. Pts.	Bonus	TOTAL
Scored bests come from CURRENT season								
▶ SP	23	Shane WYANT	SO	16.02m 52-6%	12/11/10	0.3	0.00	0.30
Scored bests come from PRE-SEASON DATA								
▶ 4x400	23			3:19.11	2/12/10	0.3	0.00	0.30
▶ DMR	27			10:16.23	2/12/10	0.1	0.00	0.10
▶ LJ	16	Terrell FRANKLIN	JR	7.20m 23-7%	1/30/10	0.8	0.21	1.01
▶ SP	17	Matt ROYER	SR	16.44m 53-11%	2/20/10	0.7	0.00	0.70
▶ WT	10	Matt ROYER	SR	19.02m 62-5	2/26/10	5	0.56	5.56
▶ WT	21	Craig MYERS	SR	17.57m 57-7%	2/12/10	0.4	0.00	0.40
Team Total								8.37

50



Concordia-St. Paul

Northern Sun Intercollegiate Conference

Event	Scrd As	Athlete	Yr	Scored Mark	Date	Pl. Pts.	Bonus	TOTAL
Scored bests come from PRE-SEASON DATA								
▶ 200m	14	Domonique GILMER	SR	21.84	1/29/10	1	0.28	1.28
▶ 200m	18	Diahn ZEON	JR	21.85	2/26/10	0.6	0.26	0.86
▶ 200m	33	Jordan JOHNSON	JR	22.00	2/26/10		0.08	0.08
▶ 400m	15	Domonique GILMER	SR	48.46	1/16/10	0.9	0.19	1.09
▶ 4x400	22			3:19.04	2/11/10	0.35	0.00	0.35
▶ LJ	11	Diahn ZEON	JR	7.25m 23-9%	1/29/10	4	0.48	4.48
Team Total								8.14

51



Augustana (S.D.)

Northern Sun Intercollegiate Conference

Event	Scrd As	Athlete	Yr	Scored Mark	Date	Pl. Pts.	Bonus	TOTAL
Scored bests come from PRE-SEASON DATA								
▶ 60m	12	Diego OQUENDO	SO	6.82	2/26/10	3	0.60	3.60
▶ Mile	29	Travis BENIAK	JR	4:15.43	2/26/10	0.05	0.00	0.05
▶ H60m	14	Diego OQUENDO	SO	8.18	2/19/10	1	0.31	1.31
▶ DMR	13			9:58.41	2/19/10	2	0.45	2.45
Team Total								7.42

52



U-Mary

Northern Sun Intercollegiate Conference

Event	Scrd As	Athlete	Yr	Scored Mark	Date	Pl. Pts.	Bonus	TOTAL
Scored bests come from PRE-SEASON DATA								
▶ 200m	29	Jarvous BRYANT	SR	21.97	2/26/10	0.05	0.11	0.16
▶ TJ	26	Thomas HARTWELL	SO	14.23m 46-8%	2/26/10	0.15	0.00	0.15
▶ TJ	26	Andre MOORE	SO	14.23m 46-8%	2/26/10	0.15	0.00	0.15
▶ SP	12	Ben JACOBSON	SR	16.87m 55-4%	2/18/10	3	0.21	3.21
▶ WT	12	Ben JACOBSON	SR	18.69m 61-4	2/6/10	3	0.31	3.31
Team Total								6.99

53



St. Cloud State

Northern Sun Intercollegiate Conference

Event	Scrd As	Athlete	Yr	Scored Mark	Date	Pl. Pts.	Bonus	TOTAL
Scored bests come from PRE-SEASON DATA								
▶ Mile	23	Dan ALLEN	SR	4:14.51	2/6/10	0.3	0.02	0.32
▶ 5000m	22	Kyle NEUMANN	JR	14:46.78	2/26/10	0.35	0.00	0.35
▶ HJ	11	Dusty MCCOLLEY	JR	2.09m 6-10%	1/29/10	4	0.28	4.28
▶ LJ	28	Freddy WILLIAMS	SR	7.04m 23-1%	2/6/10	0.07	0.00	0.07
▶ HEPT	15	Dusty MCCOLLEY	JR	4,702	1/29/10	0.9	0.13	1.03
Team Total								6.06

54



Saint Joseph's (Ind.)

Great Lakes Valley Conference

Event	Scrd As	Athlete	Yr	Scored Mark	Date	Pl. Pts.	Bonus	TOTAL
Scored bests come from PRE-SEASON DATA								
▶ SP	10	Kaleb THOMPSON	JR	16.95m 55-7%	2/12/10	5	0.28	5.28
Team Total								5.28

"Scrd As", short for "Scored As", Standing used for place points portion of performance's score combining preseason data (when applied) to current season data

Numbers in BLACK are both the performance's actual NCAA rank AND "scored as" rank Numbers in RED indicate actual NCAA rank does not exist or is worse than "scored as" rank Numbers in BLUE indicate actual NCAA rank is better than "scored as" rank



2011 Indoor, Preseason

D denotes multiple-event rule in affect
Only those who score >0.01 pts are shown

MEN

55



Alabama-Huntsville

Gulf South Conference

Event	Scrd As	Athlete	Yr	Scored Mark	Date	Pl. Pts.	Bonus	TOTAL
Scored bests come from PRE-SEASON DATA								
▶ 60m	12	Richard WILSON	JR	6.82	2/19/10	3	0.60	3.60
▶ 5000m	30	Will RODGERS	SR	14:52.36	2/27/10	0.02	0.00	0.02
▶ DMR	18			10:04.21	2/19/10	0.6	0.00	0.60
▶ PV	15	Luke BECK	SO	4.81m 15-9½	2/6/10	0.9	0.04	0.94
Team Total								5.17

56



Winston-Salem State

Central Intercollegiate Athletic Association

Event	Scrd As	Athlete	Yr	Scored Mark	Date	Pl. Pts.	Bonus	TOTAL
Scored bests come from PRE-SEASON DATA								
▶ 800m	12	Andrew CHEBII	SO	1:53.22	2/19/10	3	0.65	3.65
▶ 800m	23	Desmond WIGGAN	JR	1:53.94	2/19/10	0.3	0.23	0.53
Team Total								4.18

57



Adelphi

Northeast-10 Conference

▼22

Event	Scrd As	Athlete	Yr	Scored Mark	Date	Pl. Pts.	Bonus	TOTAL
Scored bests come from PRE-SEASON DATA								
▶ 200m	29	Mychael FABIO	JR	21.97	2/18/10	0.05	0.11	0.16
▶ 400m	13	Mychael FABIO	JR	48.27	1/22/10	2	0.39	2.39
▶ 4x400	14			3:17.27	2/26/10	1	0.00	1.00
▶ DMR	24			10:11.08	2/5/10	0.25	0.00	0.25
Team Total								3.81

58



Shippensburg

Pennsylvania State Athletic Conference

▼23

Event	Scrd As	Athlete	Yr	Scored Mark	Date	Pl. Pts.	Bonus	TOTAL
Scored bests come from CURRENT season								
▶ 60m	26	Herman KIRKLAND	FR	6.89	12/4/10	0.15	0.05	0.20
▶ 60m	29	Romarr MAYLE	FR	6.90	12/4/10	0.05	0.00	0.05
▶ LJ	26	Herman KIRKLAND	FR	7.05m 23-1½	12/4/10	0.15	0.00	0.15
Scored bests come from PRE-SEASON DATA								
▶ Mile	22	Matt GILLETTE	SO	4:14.38	1/23/10	0.35	0.04	0.39
▶ 5000m	18	Sean STETLER	SR	14:42.77	2/27/10	0.6	0.10	0.70
▶ DMR	14			9:58.71	2/5/10	1	0.41	1.41
▶ TJ	16	Elijah TRUSTY	SO	14.54m 47-8½	2/27/10	0.8	0.08	0.88
Team Total								3.78

59



Wayne State (Neb.)

Northern Sun Intercollegiate Conference

Event	Scrd As	Athlete	Yr	Scored Mark	Date	Pl. Pts.	Bonus	TOTAL
Scored bests come from CURRENT season								
▶ TJ	17	Alex TIMPERLEY	JR	14.48m 47-6½	12/10/10	0.7	0.01	0.71
Scored bests come from PRE-SEASON DATA								
▶ PV	17	Cody DIEHL	JR	4.80m 15-9	2/13/10	0.7	0.00	0.70
▶ WT	29	Brad WRIGHT	JR	17.06m 55-11½	2/13/10	0.05	0.00	0.05
▶ HEPT	13	Cody DIEHL	JR	4,723	1/29/10	2	0.21	2.21
Team Total								3.66

60



Seattle Pacific

Great Northwest Athletic Conference

Event	Scrd As	Athlete	Yr	Scored Mark	Date	Pl. Pts.	Bonus	TOTAL
Scored bests come from PRE-SEASON DATA								
▶ Mile	13	Chad MEIS	SR	4:11.79	1/16/10	2	0.58	2.58
Team Total								2.58

"Scrd As", short for "Scored As", Standing used for place points portion of performance's score combining preseason data (when applied) to current season data

Numbers in BLACK are both the performance's actual NCAA rank AND "scored as" rank Numbers in RED indicate actual NCAA rank does not exist or is worse than "scored as" rank Numbers in BLUE indicate actual NCAA rank is better than "scored as" rank



2011 Indoor, Preseason

D denotes multiple-event rule in affect
Only those who score >0.01 pts are shown

MEN

61




New Haven

Northeast-10 Conference

Event	Scrd As	Athlete	Yr	Scored	Mark	Date	Pl. Pts.	Bonus	TOTAL
Scored bests come from CURRENT season									
HJ	21	Matthew JEUNE	FR	2.05m	6-8%	12/10/10	0.4	0.00	0.40
LJ	26	David THOMAS	SO	7.05m	23-1%	12/4/10	0.15	0.00	0.15
Scored bests come from PRE-SEASON DATA									
60m	17	Kevin DOWNING	JR	6.87		12/11/09	0.7	0.16	0.86
200m	20	Kevin DOWNING	JR	21.89		12/5/09	0.45	0.21	0.66
Team Total									2.07

62



Northwood (Mich.)

▼18

Great Lakes Intercollegiate Athletic Conference

Event	Scrd As	Athlete	Yr	Scored	Mark	Date	Pl. Pts.	Bonus	TOTAL
Scored bests come from PRE-SEASON DATA									
H60m	17	Marcus BENNETT	JR	8.24		2/19/10	0.7	0.08	0.78
DMR	30			10:19.27		2/26/10	0.02	0.00	0.02
WT	19	Craig BORSENIK	SR	17.79m	58-4½	2/19/10	0.5	0.00	0.50
WT	30	Joe CROSS	SR	17.01m	55-9%	2/26/10	0.02	0.00	0.02
Team Total									1.32

63



Fort Hays State

Mid-America Intercollegiate Athletics Association

Event	Scrd As	Athlete	Yr	Scored	Mark	Date	Pl. Pts.	Bonus	TOTAL
Scored bests come from CURRENT season									
WT	16	Mitch SAHLFELD	SR	18.24m	59-10%	12/11/10	0.8	0.04	0.84
Scored bests come from PRE-SEASON DATA									
WT	24	Tim MCELROY	SR	17.35m	56-11%	2/26/10	0.25	0.00	0.25
Team Total									1.09

64



Virginia State

Central Intercollegiate Athletic Association

Event	Scrd As	Athlete	Yr	Scored	Mark	Date	Pl. Pts.	Bonus	TOTAL
Scored bests come from PRE-SEASON DATA									
HJ	15	Hoova TAYLOR	SR	2.08m	6-9%	12/11/09	0.9	0.15	1.05
Team Total									1.05

65



West Texas A&M

Lone Star Conference

Event	Scrd As	Athlete	Yr	Scored	Mark	Date	Pl. Pts.	Bonus	TOTAL
Scored bests come from PRE-SEASON DATA									
HJ	21	Gage MAYER	JR	2.05m	6-8%	1/16/10	0.4	0.00	0.40
PV	18	Tanner DENNIS	SO	4.75m	15-7	2/20/10	0.6	0.00	0.60
Team Total									1.00

66



Harding

Gulf South Conference

Event	Scrd As	Athlete	Yr	Scored	Mark	Date	Pl. Pts.	Bonus	TOTAL
Scored bests come from PRE-SEASON DATA									
5000m	20	Daniel KIRWA	SR	14:44.65		2/11/10	0.45	0.02	0.47
DMR	19			10:07.48		2/11/10	0.5	0.00	0.50
Team Total									0.97

67



Southwest Baptist

Mid-America Intercollegiate Athletics Association

Event	Scrd As	Athlete	Yr	Scored	Mark	Date	Pl. Pts.	Bonus	TOTAL
Scored bests come from PRE-SEASON DATA									
DMR	16			10:00.66		2/19/10	0.8	0.12	0.92
Team Total									0.92

68



Saint Rose

Northeast-10 Conference

Event	Scrd As	Athlete	Yr	Scored	Mark	Date	Pl. Pts.	Bonus	TOTAL
Scored bests come from PRE-SEASON DATA									
Mile	17	Macky LLOYD	JR	4:13.63		2/26/10	0.7	0.14	0.84
4x400	28			3:19.85		2/18/10	0.07	0.00	0.07
Team Total									0.91

69



Lewis

Great Lakes Valley Conference

▼29

Event	Scrd As	Athlete	Yr	Scored	Mark	Date	Pl. Pts.	Bonus	TOTAL
Scored bests come from PRE-SEASON DATA									
400m	27	Chris LEIBRAND	SR	48.94		12/17/09	0.1	0.00	0.10
4x400	18			3:18.07		2/20/10	0.6	0.00	0.60
PV	25	Matt SCHULTZ	SR	4.65m	15-3	1/16/10	0.2	0.00	0.20
Team Total									0.90

"Scrd As", short for "Scored As", Standing used for place points portion of performance's score combining preseason data (when applied) to current season data

Numbers in BLACK are both the performance's actual NCAA rank AND "scored as" rank Numbers in RED indicate actual NCAA rank does not exist or is worse than "scored as" rank Numbers in BLUE indicate actual NCAA rank is better than "scored as" rank



2011 Indoor, Preseason

D denotes multiple-event rule in affect
Only those who score >0.01 pts are shown

MEN

70



St. Thomas Aquinas

East Coast Conference

Event	Scrd As	Athlete	Yr	Scored Mark	Date	Pl. Pts.	Bonus	TOTAL
Scored bests come from PRE-SEASON DATA								
▶ 200m	18	Mike ABELARD	SO	21.85	1/29/10	0.6	0.26	0.86
Team Total								0.86

71



Concord

West Virginia Intercollegiate Athletic Conference

Event	Scrd As	Athlete	Yr	Scored Mark	Date	Pl. Pts.	Bonus	TOTAL
Scored bests come from CURRENT season								
▶ 60m	17	RJ ANDERSON	JR	6.87	12/5/10	0.7	0.16	0.86
Team Total								0.86

72



UW Parkside

Great Lakes Valley Conference

Event	Scrd As	Athlete	Yr	Scored Mark	Date	Pl. Pts.	Bonus	TOTAL
Scored bests come from PRE-SEASON DATA								
▶ 5000m	17	Ben ORVOLD	JR	14:42.26	2/12/10	0.7	0.12	0.82
Team Total								0.82

73



Minnesota Duluth

Northern Sun Intercollegiate Conference

Event	Scrd As	Athlete	Yr	Scored Mark	Date	Pl. Pts.	Bonus	TOTAL
Scored bests come from PRE-SEASON DATA								
▶ H60m	17	John KNEBEL	SR	8.24	2/12/10	0.7	0.08	0.78
Team Total								0.78

74



Northwest Nazarene

Great Northwest Athletic Conference

Event	Scrd As	Athlete	Yr	Scored Mark	Date	Pl. Pts.	Bonus	TOTAL	
Scored bests come from CURRENT season									
▶ WT	26	Grant MILLER	SR	17.27m	56-8	12/3/10	0.15	0.00	0.15
Scored bests come from PRE-SEASON DATA									
▶ Mile	30	Barak WATSON	SO	4:15.44	2/20/10	0.02	0.00	0.02	
▶ 5000m	19	Barak WATSON	SO	14:44.52	2/12/10	0.5	0.03	0.53	
Team Total								0.70	

75



Bemidji State

Northern Sun Intercollegiate Conference

▼55

Event	Scrd As	Athlete	Yr	Scored Mark	Date	Pl. Pts.	Bonus	TOTAL	
Scored bests come from PRE-SEASON DATA									
▶ SP	21	Brian LEONHARDT	JR	16.19m	53-1½	2/26/10	0.4	0.00	0.40
▶ HEPT	26	Tandy JUELL	SO	4,497	2/26/10	0.15	0.00	0.15	
Team Total								0.55	

76



Truman State

Mid-America Intercollegiate Athletics Association

Event	Scrd As	Athlete	Yr	Scored Mark	Date	Pl. Pts.	Bonus	TOTAL	
Scored bests come from PRE-SEASON DATA									
▶ SP	19	Derek ATWOOD	SR	16.33m	53-7	2/5/10	0.5	0.00	0.50
Team Total								0.50	

77



West Virginia Wesleyan

West Virginia Intercollegiate Athletic Conference

Event	Scrd As	Athlete	Yr	Scored Mark	Date	Pl. Pts.	Bonus	TOTAL
Scored bests come from PRE-SEASON DATA								
▶ HEPT	20	Caylor EDGELL	SO	4,586	2/12/10	0.45	0.00	0.45
Team Total								0.45

78



Lees-McRae

Conference Carolinas

Event	Scrd As	Athlete	Yr	Scored Mark	Date	Pl. Pts.	Bonus	TOTAL	
Scored bests come from PRE-SEASON DATA									
▶ PV	21	Allen KELLY	SO	4.70m	15-5	12/5/09	0.4	0.00	0.40
Team Total								0.40	

78



Mansfield

Pennsylvania State Athletic Conference

Event	Scrd As	Athlete	Yr	Scored Mark	Date	Pl. Pts.	Bonus	TOTAL
Scored bests come from PRE-SEASON DATA								
▶ DMR	21			10:09.76	2/5/10	0.4	0.00	0.40
Team Total								0.40

"Scrd As", short for "Scored As", Standing used for place points portion of performance's score combining preseason data (when applied) to current season data

Numbers in BLACK are both the performance's actual NCAA rank AND "scored as" rank Numbers in RED indicate actual NCAA rank does not exist or is worse than "scored as" rank Numbers in BLUE indicate actual NCAA rank is better than "scored as" rank



D denotes multiple-event rule in affect
Only those who score >0.01 pts are shown

MEN

80



UC-Colorado Springs

Rocky Mountain Athletic Conference

Event	Scrd As	Athlete	Yr	Scored Mark	Date	Pl. Pts.	Bonus	TOTAL
Scored bests come from PRE-SEASON DATA								
▶ 800m	32	Chris REYNOLDS	SR	1:54.43	2/19/10		0.03	0.03
▶ HEPT	23	Brian HOPKINS	JR	4,542	2/26/10	0.3	0.00	0.30
Team Total								0.33

81



Central Washington

Great Northwest Athletic Conference

Event	Scrd As	Athlete	Yr	Scored Mark	Date	Pl. Pts.	Bonus	TOTAL
Scored bests come from PRE-SEASON DATA								
▶ TJ	23	Bryan MACK	JR	14.28m 46-10½	2/20/10	0.3	0.00	0.30
Team Total								0.30

82



Incarnate Word

Lone Star Conference

Event	Scrd As	Athlete	Yr	Scored Mark	Date	Pl. Pts.	Bonus	TOTAL
Scored bests come from PRE-SEASON DATA								
▶ 800m	26	Sebastien JARABA-HEFFNER	JR	1:54.26	2/20/10	0.15	0.08	0.23
▶ DMR	28			10:18.03	1/29/10	0.07	0.00	0.07
Team Total								0.30

83



Bentley

Northeast-10 Conference

Event	Scrd As	Athlete	Yr	Scored Mark	Date	Pl. Pts.	Bonus	TOTAL
Scored bests come from PRE-SEASON DATA								
▶ 800m	25	Curtis TRUEB	SO	1:54.24	2/26/10	0.2	0.08	0.28
Team Total								0.28

84



Southern Indiana

Great Lakes Valley Conference

Event	Scrd As	Athlete	Yr	Scored Mark	Date	Pl. Pts.	Bonus	TOTAL
Scored bests come from PRE-SEASON DATA								
▶ 5000m	26	Dustin EMERICK	JR	14:49.97	2/12/10	0.15	0.00	0.15
▶ 5000m	27	Andrew DIXON	JR	14:51.61	2/12/10	0.1	0.00	0.10
Team Total								0.25

85



Drury

Great Lakes Valley Conference

Event	Scrd As	Athlete	Yr	Scored Mark	Date	Pl. Pts.	Bonus	TOTAL
Scored bests come from PRE-SEASON DATA								
▶ HJ	24	Tory GROOVER	SO	2.04m 6-8¼	2/26/10	0.25	0.00	0.25
Team Total								0.25

86



Bellarmino

Great Lakes Valley Conference

Event	Scrd As	Athlete	Yr	Scored Mark	Date	Pl. Pts.	Bonus	TOTAL
Scored bests come from PRE-SEASON DATA								
▶ 800m	26	Joseph BLUE	SR	1:54.26	2/26/10	0.15	0.08	0.23
Team Total								0.23

"Scrd As", short for "Scored As", Standing used for place points portion of performance's score combining preseason data (when applied) to current season data

Numbers in BLACK are both the performance's actual NCAA rank AND "scored as" rank Numbers in RED indicate actual NCAA rank does not exist or is worse than "scored as" rank Numbers in BLUE indicate actual NCAA rank is better than "scored as" rank



2011 Indoor, Preseason

D denotes multiple-event rule in affect
Only those who score >0.01 pts are shown

WOMEN

1 **Grand Valley State** ▲ 1
Great Lakes Intercollegiate Athletic Conference

Event	Scrd As	Athlete	Yr	Scored Mark	Date	Pl. Pts.	Bonus	TOTAL	
Scored bests come from CURRENT season									
5000m	2	Monica KINNEY	JR	16:26.52	12/16/10	18	3.14	21.14	
5000m	3	Megan MACERATINI	SR	16:38.88	12/16/10	16	1.93	17.93	
5000m	4	Eileen CREUTZ	SR	16:41.32	12/16/10	14	1.69	15.69	
5000m	5	Julia NOWAK	SO	16:44.54	12/16/10	12	1.39	13.39	
5000m	7	Katherine MCCARTHY	SR	16:47.70	12/16/10	8	1.08	9.08	
5000m	10	Kylen CIESLAK	SR	16:53.38	12/16/10	5	0.68	5.68	
5000m	14	Jessie VICKERS	JR	16:59.09	12/16/10	1	0.33	1.33	
5000m	18	Sarah DUGAN	SR	17:09.65	12/16/10	0.6	0.00	0.60	
5000m	25	Sara PARKS	JR	17:25.49	12/16/10	0.2	0.00	0.20	
H60m	28	Kalena FRANKLIN	FR	8.99	1/7/11	0.07	0.00	0.07	
PV	19	Kristen HIXSON	FR	3.45m 11-3½	12/16/10	0.5	0.00	0.50	
SP	3	Sam LOCKHART	SO	15.00m 49-2½	1/7/11	16	2.22	18.22	
WT	12	Sam LOCKHART	SO	17.31m 56-9½	12/16/10	3	0.30	3.30	
WT	18	Jamie SMITH	SO	16.86m 55-3½	1/7/11	0.6	0.00	0.60	
Scored bests come from PRE-SEASON DATA									
400m	7	Kayla VALLAR	SR	55.46	3/12/10	8	1.27	9.27	
400m	12	Chanelle CALDWELL	JR	56.03	2/26/10	3	0.67	3.67	
800m	2	Chanelle CALDWELL	JR	2:08.15	3/13/10	18	3.64	21.64	
800m	5	Katherine MCCARTHY	SR	2:11.70	#####	12	1.52	13.52	
800m	7	Karie MCDONALD	JR	2:13.00	2/26/10	8	0.88	8.88	
800m	11	Monica KINNEY	JR	2:14.09	1/22/10	D	4	0.47	2.47
800m	23	Ashley BOTHAM	SO	2:16.13	2/19/10	0.3	0.01	0.31	
Mile	1	Monica KINNEY	JR	4:44.15	3/13/10	20	3.67	23.67	
Mile	7	Karie MCDONALD	JR	4:54.60	2/12/10	8	0.95	8.95	
Mile	10	Katherine MCCARTHY	SR	4:56.28	#####	D	5	0.63	2.63
Mile	19	Ashley BOTHAM	SO	5:00.46	2/26/10	0.5	0.11	0.61	
Mile	22	Julia NOWAK	SO	5:00.92	2/26/10	0.35	0.07	0.42	
Mile	24	Eileen CREUTZ	SR	5:01.86	2/26/10	0.25	0.00	0.25	
5000m	19	Shaylee VANDERBAAN	JR	17:16.53	2/12/10	0.5	0.00	0.50	
H60m	11	Jade HULL	JR	8.79	2/26/10	4	0.23	4.23	
4x400	3			3:44.17	2/26/10	16	2.97	18.97	
DMR	6			11:45.77	2/26/10	10	1.07	11.07	
HJ	19	Jennifer FULLER	SO	1.67m 5-5½	1/7/10	0.5	0.09	0.59	
PV	2	Jocelyn KUKSA	JR	3.90m 12-9½	2/26/10	18	3.25	21.25	
SP	8	Lauren BURESH	JR	14.56m 47-9½	3/13/10	7	1.13	8.13	
WT	1	Liz MURPHY	SO	19.10m 62-8	2/26/10	20	3.75	23.75	
PENT	26	Jennifer FULLER	SO	3,127	2/26/10	0.15	0.00	0.15	
Team Total								292.66	

2 **Ashland** unch
Great Lakes Intercollegiate Athletic Conference

Event	Scrd As	Athlete	Yr	Scored Mark	Date	Pl. Pts.	Bonus	TOTAL
Scored bests come from CURRENT season								
200m	20	Kenneishia SHUMAN	FR	25.15	12/3/10	0.45	0.14	0.59
800m	9	Steph TINNEY	SR	2:13.59	12/10/10	6	0.66	6.66
WT	7	Katie SOPHER	SR	18.18m 59-7½	12/10/10	8	1.50	9.50
PENT	12	Cheryl BOURNE	JR	3,334	12/10/10	3	0.19	3.19
PENT	18	Kendra BASSITT	SO	3,273	12/10/10	0.6	0.00	0.60
Scored bests come from PRE-SEASON DATA								
400m	1	Steph TINNEY	SR	54.73	3/13/10	20	2.40	22.40
Mile	21	Stephanie STOFFEL	SO	5:00.75	2/26/10	0.4	0.08	0.48
4x400	9			3:51.15	2/26/10	6	0.54	6.54
DMR	15			11:59.70	2/26/10	0.9	0.00	0.90
HJ	1	Abby KACSANDI	SR	1.78m 5-10	12/11/09	20	3.14	23.14
SP	1	Kelly ASH	JR	15.57m 51-1	3/13/10	20	4.00	24.00
WT	2	Tara COOPER	SR	19.03m 62-5½	3/13/10	18	3.56	21.56
WT	5	Kelly ASH	JR	18.29m 60-¾	2/5/10	12	1.70	13.70
PENT	2	Lisa ROTH	SR	3,726	3/13/10	18	3.79	21.79
PENT	8	Abby KACSANDI	SR	3,423	2/12/10	7	0.74	7.74
Team Total								162.79

"Scrd As", short for "Scored As", Standing used for place points portion of performance's score combining preseason data (when applied) to current season data
Numbers in BLACK are both the performance's actual NCAA rank AND "scored as" rank Numbers in RED indicate actual NCAA rank does not exist or is worse than "scored as" rank Numbers in BLUE indicate actual NCAA rank is better than "scored as" rank



2011 Indoor, Preseason

D denotes multiple-event rule in affect
Only those who score >0.01 pts are shown

WOMEN

3



Lincoln (Mo.)

2

Mid-America Intercollegiate Athletics Association

Event	Scrd As	Athlete	Yr	Scored Mark	Date	Pl. Pts.	Bonus	TOTAL
Scored bests come from CURRENT season								
▶ 60m	3	Judith RILEY	FR	7.51	12/3/10	16	1.53	17.53
▶ 60m	15	LATOYA KING	FR	7.68	12/10/10	0.9	0.24	1.14
▶ 200m	7	Judith RILEY	FR	24.53	12/3/10	8	1.11	9.11
▶ 400m	3	Nyoka COLE	JR	54.86	12/10/10	16	2.19	18.19
▶ 400m	14	Keniesha JONES	SR	56.71	12/10/10	1	0.29	1.29
▶ H60m	13	Judith RILEY	FR	8.80	12/10/10	2	0.21	2.21
▶ H60m	13	SANCHIA LEE	JR	8.80	12/10/10	D 2	0.21	2.21
▶ H60m	17	Yanique HAYE	SO	8.84	12/10/10	0.7	0.11	0.81
▶ LJ	11	SANCHIA LEE	JR	5.70m	18-8½ 12/10/10	4	0.46	4.46
▶ TJ	6	SANCHIA LEE	JR	12.12m	39-9¼ 12/3/10	10	1.36	11.36

Scored bests come from PRE-SEASON DATA

▶ 60m	2	Shanna Kay WRIGHT	SR	7.36	2/19/10	18	3.20	21.20
▶ 60m	3	Nyoka COLE	JR	7.51	12/11/09	16	1.53	17.53
▶ 200m	4	Nyoka COLE	JR	23.92	3/13/10	D 14	2.40	4.40
▶ 200m	11	Michelle CUMBERBATCH	SO	25.01	2/12/10	4	0.28	4.28
▶ 400m	5	Yanique HAYE	SO	55.39	3/12/10	12	1.35	13.35
▶ 400m	9	Michelle CUMBERBATCH	SO	55.58	3/12/10	6	1.14	7.14
▶ 4x400	1			3:40.98	3/13/10	20	4.46	24.46
▶ HJ	19	Sheri Kaye CAMPBELL	SO	1.67m	5-5¼ 2/5/10	0.5	0.09	0.59
▶ TJ	17	Kimberly HODGES	SR	11.64m	38-2¼ 1/29/10	0.7	0.00	0.70
▶ PENT	23	Sheri Kaye CAMPBELL	SO	3,182	2/19/10	0.3	0.00	0.30

Team Total 162.25

4



Neb.-Omaha

unch

Mid-America Intercollegiate Athletics Association

Event	Scrd As	Athlete	Yr	Scored Mark	Date	Pl. Pts.	Bonus	TOTAL
Scored bests come from PRE-SEASON DATA								
▶ 60m	3	Maja MIHALINEC	JR	7.51	3/12/10	16	1.53	17.53
▶ 200m	6	Maja MIHALINEC	JR	24.24	3/12/10	10	1.63	11.63
▶ 200m	15	Kayla KOEPKE	SR	25.07	2/26/10	0.9	0.20	1.10
▶ 400m	6	Kayla KOEPKE	SR	55.45	3/12/10	10	1.28	11.28
▶ 400m	18	Anja PUC	SR	56.87	2/19/10	0.6	0.21	0.81
▶ 400m	23	Maja MIHALINEC	JR	57.25	2/19/10	0.3	0.02	0.32
▶ 800m	1	Anja PUC	SR	2:06.43	3/13/10	20	4.70	24.70
▶ H60m	23	Jody-Ann COORE	JR	8.96	2/26/10	0.3	0.00	0.30
▶ 4x400	4			3:45.84	3/13/10	14	2.21	16.21
▶ LJ	27	Nkeiruka DOMIKE	SR	5.49m	18-¼ 2/19/10	0.1	0.00	0.10
▶ TJ	1	Nkeiruka DOMIKE	SR	12.86m	42-2¼ 3/13/10	20	5.11	25.11
▶ SP	4	Heather MINSEN	SR	14.99m	49-2¼ 1/22/10	14	2.19	16.19
▶ SP	29	Lianne MCNAUGHTON	JR	13.37m	43-10¼ 2/19/10	0.05	0.00	0.05

Team Total 125.33

5



Adams State

unch

Rocky Mountain Athletic Conference

Event	Scrd As	Athlete	Yr	Scored Mark	Date	Pl. Pts.	Bonus	TOTAL
Scored bests come from CURRENT season								
▶ 60m	13	Kaymarie JONES	JR	7.66	12/10/10	2	0.31	2.31
▶ 60m	19	Zenobia SIMS	FR	7.71	12/10/10	0.5	0.13	0.63
▶ SP	17	Katie KRUGER	FR	13.68m	44-10¼ 12/10/10	0.7	0.02	0.72
Scored bests come from PRE-SEASON DATA								
▶ 60m	1	Indira SPENCE	JR	7.34	2/26/10	20	3.43	23.43
▶ 200m	1	Indira SPENCE	JR	23.61	3/13/10	20	3.26	23.26
▶ 400m	22	Lindsey GRASMICK	JR	57.13	2/26/10	0.35	0.08	0.43
▶ 800m	12	Alicia NELSON	SO	2:14.10	2/5/10	3	0.47	3.47
▶ 800m	24	Cassie MITCHELL	JR	2:16.29	2/5/10	0.25	0.00	0.25
▶ Mile	3	Alicia NELSON	SO	4:48.06	2/12/10	16	2.50	18.50
▶ Mile	5	Cassie MITCHELL	JR	4:52.12	3/13/10	12	1.43	13.43
▶ 5000m	22	Kristen MCGLYNN	SO	17:19.53	2/26/10	0.35	0.00	0.35
▶ 5000m	23	Addison LEMASTER	JR	17:23.84	2/26/10	0.3	0.00	0.30
▶ H60m	1	Indira SPENCE	JR	8.07	3/13/10	D 20	4.58	6.58
▶ 4x400	16			3:53.09	2/12/10	0.8	0.06	0.86
▶ DMR	3			11:35.65	3/13/10	16	2.42	18.42
▶ PV	8	Annelise PRADAL	SR	3.67m	12-½ 2/26/10	7	0.81	7.81

Team Total 120.73

"Scrd As", short for "Scored As", Standing used for place points portion of performance's score combining preseason data (when applied) to current season data

Numbers in BLACK are both the performance's actual NCAA rank AND "scored as" rank Numbers in RED indicate actual NCAA rank does not exist or is worse than "scored as" rank Numbers in BLUE indicate actual NCAA rank is better than "scored as" rank



2011 Indoor, Preseason

D denotes multiple-event rule in affect
Only those who score >0.01 pts are shown

WOMEN

6

Central Missouri

Mid-America Intercollegiate Athletics Association

▲ 7

Event	Scrd As	Athlete	Yr	Scored Mark	Date	Pl. Pts.	Bonus	TOTAL	
Scored bests come from CURRENT season									
▶ PENT	14	Angela SELBY	SR	3,326	12/10/10	1	0.15	1.15	
Scored bests come from PRE-SEASON DATA									
▶ H60m	6	Lindsay LETTOW	JR	8.61	3/12/10	10	0.98	10.98	
▶ H60m	10	Angela SELBY	SR	8.77	2/19/10	5	0.28	5.28	
▶ 4x400	11			3:52.24	2/11/10	4	0.23	4.23	
▶ HJ	3	Jenna SCHMIDT	SR	1.76m	5-9%	12/11/09	16	2.37	18.37
▶ HJ	19	Lindsay LETTOW	JR	1.67m	5-5%	2/26/10	0.5	0.09	0.59
▶ HJ	28	Erin ALEWINE	SO	1.65m	5-5	2/19/10	0.07	0.00	0.07
▶ LJ	11	Lindsay LETTOW	JR	5.70m	18-8%	2/26/10	D 4	0.46	2.46
▶ TJ	21	Stephany JOHNSON	SO	11.55m	37-10%	2/26/10	0.4	0.00	0.40
▶ TJ	23	Anne SCHOLL	SO	11.51m	37-9%	2/12/10	0.3	0.00	0.30
▶ SP	6	Kayla MUYSKENS	SR	14.80m	48-6%	2/26/10	10	1.64	11.64
▶ WT	20	Kayla MUYSKENS	SR	16.72m	54-10%	2/19/10	0.45	0.00	0.45
▶ PENT	1	Lindsay LETTOW	JR	3,924	3/13/10	20	6.37	26.37	
▶ PENT	5	Jenna SCHMIDT	SR	3,450	12/11/09	12	0.98	12.98	
Team Total								95.26	

7

Johnson C. Smith

Central Intercollegiate Athletic Association

▲ 1

Event	Scrd As	Athlete	Yr	Scored Mark	Date	Pl. Pts.	Bonus	TOTAL	
Scored bests come from CURRENT season									
▶ 60m	28	Danielle WILLIAMS	FR	7.75	1/7/11	0.07	0.00	0.07	
Scored bests come from PRE-SEASON DATA									
▶ 60m	8	Shermaine WILLIAMS	SR	7.55	2/13/10	D 7	1.10	3.10	
▶ 60m	11	Rosemarie CARTY	JR	7.60	2/13/10	4	0.61	4.61	
▶ 60m	22	Monique KELLY	JR	7.72	2/13/10	0.35	0.10	0.45	
▶ 60m	26	Lakaevia TYLER	SR	7.74	2/13/10	0.15	0.03	0.18	
▶ 200m	2	Shermaine WILLIAMS	SR	23.83	3/13/10	18	2.65	20.65	
▶ 200m	23	Lakaevia TYLER	SR	25.17	2/13/10	0.3	0.12	0.42	
▶ 200m	24	Rosemarie CARTY	JR	25.21	2/13/10	0.25	0.09	0.34	
▶ 400m	27	Shermaine WILLIAMS	SR	57.46	1/23/10	0.1	0.00	0.10	
▶ H60m	2	Shermaine WILLIAMS	SR	8.10	3/13/10	18	4.34	22.34	
▶ H60m	3	Rosemarie CARTY	JR	8.29	3/13/10	16	2.82	18.82	
▶ H60m	7	Nikki BOSTON	SR	8.64	2/19/10	8	0.83	8.83	
▶ 4x400	7			3:49.22	3/13/10	8	1.11	9.11	
▶ LJ	26	Xahnn-Georgia REID	SO	5.50m	18-½	1/8/10	0.15	0.00	0.15
▶ PENT	21	Nikki BOSTON	SR	3,232	1/29/10	0.4	0.00	0.40	
Team Total								89.54	

8

Shippensburg

Pennsylvania State Athletic Conference

▲ 3

Event	Scrd As	Athlete	Yr	Scored Mark	Date	Pl. Pts.	Bonus	TOTAL	
Scored bests come from CURRENT season									
▶ PV	12	Megan BRESKI	SO	3.60m	11-9%	12/4/10	3	0.36	3.36
Scored bests come from PRE-SEASON DATA									
▶ 400m	13	Erica HESS	SR	56.52		2/27/10	2	0.38	2.38
▶ 800m	10	Amanda RADABAUGH	JR	2:13.99		2/20/10	5	0.51	5.51
▶ 800m	22	Emily DUBS	SR	2:16.02		2/5/10	0.35	0.03	0.38
▶ 800m	30	Neely SPENCE	JR	2:17.00		1/29/10	0.02	0.00	0.02
▶ Mile	4	Neely SPENCE	JR	4:48.94		2/20/10	14	2.24	16.24
▶ Mile	16	Abigail HUBER	SR	4:59.79		2/12/10	0.8	0.17	0.97
▶ 5000m	1	Neely SPENCE	JR	16:13.01		2/5/10	20	4.50	24.50
▶ 4x400	14			3:52.88		2/5/10	1	0.09	1.09
▶ DMR	2			11:16.23		3/13/10	18	5.41	23.41
▶ HJ	7	Rebekah NEWHART	JR	1.72m	5-7%	2/27/10	8	1.10	9.10
▶ WT	27	Stephanie HARRISON	SR	15.88m	52-1%	1/23/10	0.1	0.00	0.10
▶ PENT	19	Rebekah NEWHART	JR	3,259		2/27/10	0.5	0.00	0.50
Team Total								87.56	

9

Fort Hays State

Mid-America Intercollegiate Athletics Association

▲ 2

Event	Scrd As	Athlete	Yr	Scored Mark	Date	Pl. Pts.	Bonus	TOTAL	
Scored bests come from CURRENT season									
▶ SP	28	Christa BERGMANN	SR	13.39m	43-11%	12/11/10	0.07	0.00	0.07
▶ WT	13	Christa BERGMANN	SR	17.21m	56-5%	12/11/10	2	0.20	2.20
▶ PENT	5	Carissa HEIM	SR	3,450		12/10/10	12	0.98	12.98
Scored bests come from PRE-SEASON DATA									
▶ H60m	13	Kelsey MARTIN	SR	8.80		2/26/10	2	0.21	2.21
▶ HJ	9	Morgan WITZEL	JR	1.70m	5-7	2/26/10	6	0.58	6.58
▶ LJ	2	Darcie SCHMITZ	SR	6.03m	19-9%	3/13/10	18	3.11	21.11
▶ LJ	4	Kelsey MARTIN	SR	5.94m	19-6	1/23/10	14	2.16	16.16
▶ LJ	14	Carissa HEIM	SR	5.63m	18-5%	2/12/10	1	0.20	1.20
▶ TJ	2	Darcie SCHMITZ	SR	12.52m	41-1	3/13/10	18	3.22	21.22
Team Total								83.73	

"Scrd As", short for "Scored As", Standing used for place points portion of performance's score combining preseason data (when applied) to current season data
 Numbers in BLACK are both the performance's actual NCAA rank AND "scored as" rank Numbers in RED indicate actual NCAA rank does not exist or is worse than "scored as" rank Numbers in BLUE indicate actual NCAA rank is better than "scored as" rank



D denotes multiple-event rule in affect
Only those who score >0.01 pts are shown

WOMEN

10

Indiana (Pa.)

Pennsylvania State Athletic Conference

▲ 13

Event	Scrd As	Athlete	Yr	Scored Mark	Date	Pl. Pts.	Bonus	TOTAL	
Scored bests come from PRE-SEASON DATA									
▶ 60m	7	Tamika TAYLOR	JR	7.54	1/22/10	8	1.21	9.21	
▶ LJ	1	Tamika TAYLOR	JR	6.04m	19-9%	2/27/10	20	3.22	23.22
▶ LJ	3	Brianna LIEBOLD	SR	6.00m	19-8%	2/27/10	16	2.79	18.79
▶ LJ	4	Laurie AJAVON	SO	5.94m	19-6	2/27/10	14	2.16	16.16
▶ TJ	5	Brianna LIEBOLD	SR	12.13m	39-9%	2/27/10	12	1.39	13.39
▶ TJ	18	Laurie AJAVON	SO	11.62m	38-1½	2/12/10	0.6	0.00	0.60
▶ PENT	30	Liz TEPSIC	SR	3,044	2/17/10	0.02	0.00	0.02	
Team Total								81.39	

11

Saint Augustine's

Central Intercollegiate Athletic Association

▼ 5

Event	Scrd As	Athlete	Yr	Scored Mark	Date	Pl. Pts.	Bonus	TOTAL	
Scored bests come from PRE-SEASON DATA									
▶ 200m	5	Angelique SMITH	JR	23.94	3/12/10	12	2.35	14.35	
▶ 400m	4	Kellie SHAW	SO	55.05	3/13/10	14	1.89	15.89	
▶ 400m	11	Angelique SMITH	JR	55.68	3/13/10	4	1.04	5.04	
▶ H60m	22	Lavernia CAMERON	SO	8.95	2/13/10	0.35	0.00	0.35	
▶ 4x400	2			3:41.50	3/13/10	18	4.21	22.21	
▶ HJ	14	Andrea POWELL	JR	1.68m	5-6	2/13/10	1	0.22	1.22
▶ LJ	19	Keisha PARRIS	SO	5.58m	18-3½	1/22/10	0.5	0.02	0.52
▶ TJ	7	Kirsten FIELDS	SR	12.07m	39-7½	3/13/10	8	1.17	9.17
▶ TJ	10	Keisha PARRIS	SO	11.90m	39-½	2/19/10	5	0.53	5.53
Team Total								74.27	

12

Hillsdale

Great Lakes Intercollegiate Athletic Conference

▲ 11

Event	Scrd As	Athlete	Yr	Scored Mark	Date	Pl. Pts.	Bonus	TOTAL	
Scored bests come from CURRENT season									
▶ WT	30	Catherine NASS	SO	15.75m	51-8%	12/3/10	0.02	0.00	0.02
Scored bests come from PRE-SEASON DATA									
▶ 60m	19	Cathryn HUMPHRIES	SO	7.71	2/26/10	0.5	0.13	0.63	
▶ 200m	12	Cathryn HUMPHRIES	SO	25.02	2/26/10	3	0.26	3.26	
▶ 800m	6	Jennifer SHAFFER	JR	2:12.17	2/12/10	10	1.25	11.25	
▶ 4x400	10			3:51.56	3/13/10	5	0.42	5.42	
▶ DMR	14			11:59.64	2/26/10	1	0.00	1.00	
▶ PV	3	Kayla CALDWELL	SO	3.81m	12-6	1/23/10	16	2.14	18.14
▶ PV	11	Chelsea WACKERNAGEL	SR	3.61m	11-10	1/23/10	4	0.41	4.41
▶ LJ	22	Circe CANSINO	SR	5.54m	18-2½	1/30/10	0.35	0.00	0.35
▶ WT	3	Kathy DIRKSEN	JR	18.67m	61-3	2/26/10	16	2.57	18.57
Team Total								63.06	

13

Western Washington

Great Northwest Athletic Conference

▲ 3

Event	Scrd As	Athlete	Yr	Scored Mark	Date	Pl. Pts.	Bonus	TOTAL	
Scored bests come from PRE-SEASON DATA									
▶ 200m	13	Ellie SILER	JR	25.03	2/20/10	2	0.25	2.25	
▶ 400m	19	Ellie SILER	JR	56.92	1/29/10	0.5	0.18	0.68	
▶ Mile	11	Sarah PORTER	SR	4:57.69	1/29/10	4	0.37	4.37	
▶ 5000m	6	Sarah PORTER	SR	16:47.07	2/20/10	10	1.14	11.14	
▶ H60m	19	Michelle HOWE	SR	8.89	2/27/10	0.5	0.00	0.50	
▶ 4x400	5			3:48.67	3/13/10	12	1.27	13.27	
▶ DMR	7			11:46.59	3/13/10	8	0.99	8.99	
▶ PV	26	Robin MUELLER	JR	3.38m	11-1	1/16/10	0.15	0.00	0.15
▶ PV	29	Diana DIMARCO	SR	3.36m	11-¾	2/20/10	0.05	0.00	0.05
▶ LJ	10	Emily WARMAN	JR	5.73m	18-9%	2/14/10	5	0.66	5.66
▶ TJ	4	Emily WARMAN	JR	12.18m	39-11½	2/27/10	14	1.58	15.58
Team Total								62.65	

"Scrd As", short for "Scored As", Standing used for place points portion of performance's score combining preseason data (when applied) to current season data
 Numbers in BLACK are both the performance's actual NCAA rank AND "scored as" rank Numbers in RED indicate actual NCAA rank does not exist or is worse than "scored as" rank Numbers in BLUE indicate actual NCAA rank is better than "scored as" rank



2011 Indoor, Preseason

D denotes multiple-event rule in affect
Only those who score >0.01 pts are shown

WOMEN

14



New Mexico Highlands ▲ 9

Rocky Mountain Athletic Conference

Event	Scrd As	Athlete	Yr	Scored Mark	Date	Pl. Pts.	Bonus	TOTAL
Scored bests come from PRE-SEASON DATA								
H60m	9	Angella GRAHAM	SR	8.73	2/26/10	D 6	0.39	2.39
HJ	9	Angella GRAHAM	SR	1.70m	5-7 2/26/10	D 6	0.58	2.58
LJ	6	Angella GRAHAM	SR	5.82m	19-1¼ 2/26/10	D 10	1.30	3.30
LJ	22	Shanea ANDERSON	SO	5.54m	18-2¼ 12/5/09	0.35	0.00	0.35
TJ	3	Angella GRAHAM	SR	12.45m	40-10¼ 3/13/10	16	2.83	18.83
PENT	3	Angella GRAHAM	SR	3,680	2/26/10	16	3.19	19.19
Team Total								46.64

15



Winona State ▲ 8

Northern Sun Intercollegiate Conference

Event	Scrd As	Athlete	Yr	Scored Mark	Date	Pl. Pts.	Bonus	TOTAL
Scored bests come from CURRENT season								
LJ	13	Abby ALBERS	FR	5.66m	18-7 12/4/10	2	0.31	2.31
LJ	27	Michelle DUNNINGTON	FR	5.49m	18-¼ 12/4/10	0.1	0.00	0.10
SP	29	Alissa RAUSCH	FR	13.37m	43-10¼ 12/4/10	0.05	0.00	0.05
WT	19	Mary THEISEN	SO	16.79m	55-1 12/4/10	0.5	0.00	0.50
WT	24	Shanai GUIDER	SO	16.31m	53-6¼ 12/4/10	0.25	0.00	0.25
WT	25	Michelle POTTER	JR	16.21m	53-2¼ 12/4/10	0.2	0.00	0.20
Scored bests come from PRE-SEASON DATA								
60m	14	Caitlin DHEIN	JR	7.67	2/19/10	1	0.27	1.27
4x400	13			3:52.72	2/11/10	2	0.11	2.11
PV	18	Alyssa MCCARTHY	JR	3.47m	11-4½ 2/19/10	0.6	0.00	0.60
SP	2	Rebecca STIER	SR	15.08m	49-5¼ 2/26/10	18	2.47	20.47
SP	10	Mary THEISEN	SO	14.31m	46-11¼ 3/13/10	5	0.71	5.71
SP	14	Shanai GUIDER	SO	13.80m	45-3¼ 2/26/10	1	0.15	1.15
WT	8	Rebecca STIER	SR	17.95m	58-10¼ 2/26/10	7	1.07	8.07
Team Total								42.79

16



Augustana (S.D.) ▲ 13

Northern Sun Intercollegiate Conference

Event	Scrd As	Athlete	Yr	Scored Mark	Date	Pl. Pts.	Bonus	TOTAL
Scored bests come from CURRENT season								
HJ	14	Katie GUSE	FR	1.68m	5-6 12/4/10	1	0.22	1.22
PENT	29	Anne PARSLEY	FR	3,049	12/10/10	0.05	0.00	0.05
Scored bests come from PRE-SEASON DATA								
800m	3	Cecilie UDSTUEN	SO	2:11.11	2/11/10	16	1.87	17.87
Mile	9	Linn NILSSON	SO	4:55.30	2/26/10	6	0.82	6.82
Mile	13	Cecilie UDSTUEN	SO	4:58.58	2/26/10	2	0.28	2.28
Mile	29	Annie PFEIFLE	SO	5:03.29	2/26/10	0.05	0.00	0.05
5000m	24	Runa FALCH	SO	17:25.24	2/26/10	0.25	0.00	0.25
DMR	5			11:44.19	3/13/10	12	1.23	13.23
PV	24	Hollie BLOOM	SO	3.41m	11-2¼ 2/26/10	0.25	0.00	0.25
Team Total								42.02

17



Western State

Rocky Mountain Athletic Conference

Event	Scrd As	Athlete	Yr	Scored Mark	Date	Pl. Pts.	Bonus	TOTAL
Scored bests come from CURRENT season								
HJ	2	Barbara SZABO	FR	1.77m	5-9¼ 12/10/10	18	2.75	20.75
Scored bests come from PRE-SEASON DATA								
800m	19	Rachel WEBB	JR	2:15.82	2/12/10	0.5	0.06	0.56
Mile	25	Sarah LYLE	JR	5:02.02	2/26/10	0.2	0.00	0.20
Mile	26	Hillory DAVIS	JR	5:02.41	2/12/10	0.15	0.00	0.15
5000m	12	Lauren KLEPPIN	JR	16:55.12	2/12/10	3	0.58	3.58
5000m	26	Sarah LYLE	JR	17:25.81	2/12/10	0.15	0.00	0.15
DMR	13			11:58.83	2/12/10	2	0.00	2.00
PV	5	Airrie ROBINSON	SR	3.72m	12-2¼ 12/13/08	12	1.23	13.23
PV	30	Jesse HOWE	JR	3.35m	10-11¼ 2/19/10	0.02	0.00	0.02
Team Total								40.65

"Scrd As", short for "Scored As", Standing used for place points portion of performance's score combining preseason data (when applied) to current season data

Numbers in BLACK are both the performance's actual NCAA rank AND "scored as" rank Numbers in RED indicate actual NCAA rank does not exist or is worse than "scored as" rank Numbers in BLUE indicate actual NCAA rank is better than "scored as" rank



2011 Indoor, Preseason

D denotes multiple-event rule in affect
Only those who score >0.01 pts are shown

WOMEN

18



U-Mary

Northern Sun Intercollegiate Conference

▲17

Event	Scrd As	Athlete	Yr	Scored Mark	Date	Pl. Pts.	Bonus	TOTAL
Scored bests come from CURRENT season								
▶ LJ	30	Samantha WILLIAMS	SO	5.48m 17-11½	12/4/10	0.02	0.00	0.02
▶ TJ	13	Melissa WALKER	SO	11.82m 38-9½	12/4/10	2	0.24	2.24
Scored bests come from PRE-SEASON DATA								
▶ 200m	8	Kristen STEWART	SR	24.79	2/26/10	7	0.66	7.66
▶ 200m	14	Nicketa COOMBS	JR	25.06	2/18/10	1	0.21	1.21
▶ 400m	24	Nicketa COOMBS	JR	57.33	1/22/10	0.25	0.00	0.25
▶ 400m	29	Kristen STEWART	SR	57.59	2/26/10	0.05	0.00	0.05
▶ Mile	27	Dakota WOLF	SO	5:02.62	2/12/10	0.1	0.00	0.10
▶ Mile	30	Melissa AGNEW	SO	5:03.87	2/12/10	0.02	0.00	0.02
▶ H60m	26	Kristyn NELSON	JR	8.98	2/26/10	0.15	0.00	0.15
▶ 4x400	20			3:54.51	1/29/10	0.45	0.00	0.45
▶ DMR	20			12:15.68	2/26/10	0.45	0.00	0.45
▶ PV	6	Miranda FEHILLY	SR	3.71m 12-2	2/26/10	10	1.15	11.15
▶ LJ	7	Melissa WALKER	SO	5.77m 18-11½	2/12/10	8	0.95	8.95
▶ TJ	8	Samantha WILLIAMS	SO	11.95m 39-2½	3/13/10	7	0.71	7.71
Team Total								40.41

19



Missouri Southern

Mid-America Intercollegiate Athletics Association

▼9

Event	Scrd As	Athlete	Yr	Scored Mark	Date	Pl. Pts.	Bonus	TOTAL
Scored bests come from CURRENT season								
▶ HJ	9	Lisa VENGELS	JR	1.70m 5-7	1/7/11	6	0.58	6.58
Scored bests come from PRE-SEASON DATA								
▶ 200m	30	Kelly MCKAY	SR	25.34	2/26/10	0.02	0.00	0.02
▶ 800m	21	Carita RIUTTA	SR	2:15.96	2/5/10	0.4	0.04	0.44
▶ Mile	18	Ashley BUNCH	SR	5:00.29	1/29/10	0.6	0.12	0.72
▶ 5000m	20	Ashley BUNCH	SR	17:17.07	2/12/10	0.45	0.00	0.45
▶ DMR	4			11:43.25	3/13/10	14	1.32	15.32
▶ HJ	19	Rachel OLINYK	JR	1.67m 5-5½	2/26/10	0.5	0.09	0.59
▶ TJ	28	Cyarra PRINCE	JR	11.44m 37-6½	2/26/10	0.07	0.00	0.07
▶ SP	5	Nicole GREEN	JR	14.87m 48-9½	3/13/10	12	1.81	13.81
▶ PENT	28	Brandy SIMPSON	SR	3,053	2/26/10	0.07	0.00	0.07
Team Total								38.07

20



Seattle Pacific

Great Northwest Athletic Conference

▼13

Event	Scrd As	Athlete	Yr	Scored Mark	Date	Pl. Pts.	Bonus	TOTAL
Scored bests come from PRE-SEASON DATA								
▶ DMR	1			11:14.85	3/13/10	20	5.63	25.63
▶ HJ	19	Brittany AANSTAD	SR	1.67m 5-5½	1/29/10	0.5	0.09	0.59
▶ HJ	28	Katy GROSS	SO	1.65m 5-5	2/14/10	0.07	0.00	0.07
▶ HJ	28	Ali WORTHEN	JR	1.65m 5-5	2/14/10	0.07	0.00	0.07
▶ PV	8	Melissa PEASLEE	SR	3.67m 12-½	2/27/10	7	0.81	7.81
▶ PV	15	Terra SCHUMACHER	SR	3.51m 11-6½	2/20/10	0.9	0.00	0.90
▶ PV	23	Michaela CALDWELL	JR	3.42m 11-2½	2/27/10	0.3	0.00	0.30
▶ PENT	16	Brittany AANSTAD	SR	3,307	1/29/10	0.8	0.06	0.86
Team Total								36.24

21



Pittsburg State

Mid-America Intercollegiate Athletics Association

▲2

Event	Scrd As	Athlete	Yr	Scored Mark	Date	Pl. Pts.	Bonus	TOTAL
Scored bests come from PRE-SEASON DATA								
▶ 60m	6	Rosalyn NELSON	SR	7.52	3/13/10	10	1.42	11.42
▶ DMR	27			12:20.43	2/26/10	0.1	0.00	0.10
▶ HJ	13	Gretchen CLARK	SR	1.69m 5-6½	2/12/10	2	0.35	2.35
▶ PV	6	Michelle MITCHELL	SR	3.71m 12-2	3/13/10	10	1.15	11.15
▶ PV	19	Emily LEHMAN	SO	3.45m 11-3½	2/26/10	0.5	0.00	0.50
▶ TJ	24	Jalexis PETERSON	SO	11.50m 37-8½	2/19/10	0.25	0.00	0.25
▶ SP	7	Heidi SMITH	JR	14.74m 48-4½	3/13/10	8	1.51	9.51
▶ SP	27	Larissa RICHARDS	JR	13.42m 44-½	2/26/10	0.1	0.00	0.10
▶ WT	29	Heidi SMITH	JR	15.76m 51-8½	2/26/10	0.05	0.00	0.05
Team Total								35.44

22



New Haven

Northeast-10 Conference

▲13

Event	Scrd As	Athlete	Yr	Scored Mark	Date	Pl. Pts.	Bonus	TOTAL
Scored bests come from CURRENT season								
▶ 60m	10	Shannon GAGNE	SR	7.57	1/7/11	5	0.88	2.88
▶ 60m	16	Ada UDAYA	FR	7.69	12/10/10	0.8	0.20	1.00
▶ 200m	20	Ada UDAYA	FR	25.15	1/7/11	0.45	0.14	0.59
Scored bests come from PRE-SEASON DATA								
▶ 200m	3	Shannon GAGNE	SR	23.89	3/13/10	16	2.48	18.48
▶ 400m	8	Shannon GAGNE	SR	55.54	2/26/10	7	1.18	8.18
▶ LJ	17	Shannon GAGNE	SR	5.61m 18-5	2/5/10	0.7	0.13	0.83
Team Total								31.96

"Scrd As", short for "Scored As", Standing used for place points portion of performance's score combining preseason data (when applied) to current season data

Numbers in BLACK are both the performance's actual NCAA rank AND "scored as" rank Numbers in RED indicate actual NCAA rank does not exist or is worse than "scored as" rank Numbers in BLUE indicate actual NCAA rank is better than "scored as" rank



D denotes multiple-event rule in affect
Only those who score >0.01 pts are shown

WOMEN

23



East Stroudsburg

Pennsylvania State Athletic Conference

▲ 6

Event	Scrd As	Athlete	Yr	Scored Mark	Date	Pl. Pts.	Bonus	TOTAL	
Scored bests come from CURRENT season									
▶ PV	30	Laura BEIMFOHR	FR	3.35m	10-11%	12/3/10	0.02	0.00	0.02
Scored bests come from PRE-SEASON DATA									
▶ 400m	17	Jasmine JOHNSON	SR	56.80		2/27/10	0.7	0.24	0.94
▶ H60m	21	Lauren VENTRELLA	SO	8.94		2/27/10	0.4	0.00	0.40
▶ 4x400	29			3:58.75		2/12/10	0.05	0.00	0.05
▶ HJ	5	Lynn MAYER	SR	1.74m	5-8½	3/13/10	12	1.62	13.62
▶ HJ	28	Devyn EMERICH	JR	1.65m	5-5	2/27/10	0.07	0.00	0.07
▶ HJ	28	Trina CARITO	SR	1.65m	5-5	1/30/10	0.07	0.00	0.07
▶ PENT	4	Trina CARITO	SR	3,498		2/27/10	14	1.41	15.41
Team Total								30.59	

26



Minnesota State

Northern Sun Intercollegiate Conference

▼ 8

Event	Scrd As	Athlete	Yr	Scored Mark	Date	Pl. Pts.	Bonus	TOTAL	
Scored bests come from PRE-SEASON DATA									
▶ 60m	23	Becca SCHMIDT	SO	7.73		1/29/10	0.3	0.06	0.36
▶ 60m	23	Linnelle CLARK	SR	7.73		2/26/10	0.3	0.06	0.36
▶ 200m	17	Becca SCHMIDT	SO	25.10		2/26/10	0.7	0.18	0.88
▶ 5000m	28	Ali PAUL	JR	17:29.85		2/26/10	0.07	0.00	0.07
▶ 4x400	25			3:56.63		2/6/10	0.2	0.00	0.20
▶ PV	1	Lauren STELTEN	SR	4.07m	13-4%	1/29/10	20	5.35	25.35
▶ PV	14	Lisa STOCKER	JR	3.55m	11-7%	2/12/10	1	0.15	1.15
▶ PV	30	Laura SCHUNEMAN	SO	3.35m	10-11%	12/5/09	0.02	0.00	0.02
Team Total								28.39	

24



Findlay

Great Lakes Intercollegiate Athletic Conference

▼ 4

Event	Scrd As	Athlete	Yr	Scored Mark	Date	Pl. Pts.	Bonus	TOTAL	
Scored bests come from PRE-SEASON DATA									
▶ 800m	8	Lindsey SCHMITMEYER	SR	2:13.20		2/26/10	7	0.81	7.81
▶ H60m	4	Raven CLAY	JR	8.36		3/13/10	14	2.27	16.27
▶ 4x400	15			3:52.98		2/26/10	0.9	0.07	0.97
▶ WT	10	Randi DEPP	SR	17.52m	57-5%	2/5/10	5	0.50	5.50
Team Total								30.55	

27



Bemidji State

Northern Sun Intercollegiate Conference

▼ 4

Event	Scrd As	Athlete	Yr	Scored Mark	Date	Pl. Pts.	Bonus	TOTAL	
Scored bests come from PRE-SEASON DATA									
▶ 200m	10	Kristi BUERKLE	SR	24.96		2/18/10	5	0.37	5.37
▶ 400m	2	Kristi BUERKLE	SR	54.76		3/12/10	18	2.35	20.35
Team Total								25.72	

25



Lewis

Great Lakes Valley Conference

▲ 15

Event	Scrd As	Athlete	Yr	Scored Mark	Date	Pl. Pts.	Bonus	TOTAL	
Scored bests come from CURRENT season									
▶ 5000m	11	Kathryn HAGUE	SR	16:54.58		12/16/10	4	0.61	4.61
Scored bests come from PRE-SEASON DATA									
▶ 200m	29	Kayla MURPHY	JR	25.31		2/26/10	0.05	0.00	0.05
▶ 800m	14	Julie JARRETT	JR	2:14.81		2/20/10	1	0.25	1.25
▶ 800m	27	Kathryn HAGUE	SR	2:16.85		1/16/10	0.1	0.00	0.10
▶ Mile	8	Kathryn HAGUE	SR	4:54.76		2/20/10	7	0.92	7.92
▶ DMR	19			12:08.84		2/5/10	0.5	0.00	0.50
▶ HJ	4	Samantha LINCK	SR	1.75m	5-8½	2/12/10	14	1.98	15.98
Team Total								30.41	

28



Northwood (Mich.)

Great Lakes Intercollegiate Athletic Conference

▲ 12

Event	Scrd As	Athlete	Yr	Scored Mark	Date	Pl. Pts.	Bonus	TOTAL	
Scored bests come from CURRENT season									
▶ SP	9	Kristin CAMERON	JR	14.37m	47-1%	12/3/10	6	0.77	6.77
▶ WT	4	Kristin CAMERON	JR	18.37m	60-3%	12/3/10	14	1.85	15.85
Team Total								22.62	

"Scrd As", short for "Scored As", Standing used for place points portion of performance's score combining preseason data (when applied) to current season data

Numbers in BLACK are both the performance's actual NCAA rank AND "scored as" rank Numbers in RED indicate actual NCAA rank does not exist or is worse than "scored as" rank Numbers in BLUE indicate actual NCAA rank is better than "scored as" rank



D denotes multiple-event rule in affect
Only those who score >0.01 pts are shown

WOMEN

29



Wayne State (Neb.)

Northern Sun Intercollegiate Conference

Event	Scrd As	Athlete	Yr	Scored Mark	Date	Pl. Pts.	Bonus	TOTAL
Scored bests come from CURRENT season								
▶ PENT	15	Paige POLLARD	JR	3,324	12/10/10	0.9	0.14	1.04
Scored bests come from PRE-SEASON DATA								
▶ 200m	30	Christina KING	SR	25.34	2/26/10	0.02	0.00	0.02
▶ 400m	10	Christina KING	SR	55.64	2/26/10	5	1.08	6.08
▶ 800m	17	Paige POLLARD	JR	2:15.07	2/5/10	0.7	0.20	0.90
▶ DMR	26			12:20.29	2/26/10	0.15	0.00	0.15
▶ HJ	9	Savannah WAKELEY	SO	1.70m	5-7 1/29/10	6	0.58	6.58
▶ TJ	28	Megan DIAS	SO	11.44m	37-6 1/2 2/13/10	0.07	0.00	0.07
▶ SP	16	Casey BUSKIRK	SR	13.70m	44-11 1/2 2/26/10	0.8	0.04	0.84
▶ WT	9	Casey BUSKIRK	SR	17.66m	57-11 1/4 2/26/10	6	0.63	6.63
Team Total								22.31

30



Mesa State

Rocky Mountain Athletic Conference

▲ 4

Event	Scrd As	Athlete	Yr	Scored Mark	Date	Pl. Pts.	Bonus	TOTAL
Scored bests come from PRE-SEASON DATA								
▶ 800m	29	Alexis SKARDA	JR	2:16.91	2/19/10	0.05	0.00	0.05
▶ Mile	2	Alexis SKARDA	JR	4:45.73	3/13/10	18	3.19	21.19
Team Total								21.24

31



Colorado Mines

Rocky Mountain Athletic Conference

▲ 4

Event	Scrd As	Athlete	Yr	Scored Mark	Date	Pl. Pts.	Bonus	TOTAL
Scored bests come from CURRENT season								
▶ LJ	22	Kiera BENSON	SR	5.54m	18-2 1/4 12/10/10	0.35	0.00	0.35
Scored bests come from PRE-SEASON DATA								
▶ 60m	8	Kiera BENSON	SR	7.55	2/26/10	7	1.10	8.10
▶ 200m	25	Kiera BENSON	SR	25.24	2/12/10	0.2	0.06	0.26
▶ 400m	21	Kristen RINEDOLLAR	SR	57.11	2/26/10	0.4	0.09	0.49
▶ 800m	25	Briana SUPPES	JR	2:16.69	2/26/10	0.2	0.00	0.20
▶ Mile	15	Marie PATTON	JR	4:59.57	2/5/10	0.9	0.19	1.09
▶ 5000m	13	Marie PATTON	JR	16:57.10	2/12/10	2	0.45	2.45
▶ DMR	8			11:49.36	3/13/10	7	0.72	7.72
▶ PV	27	Briana SUPPES	JR	3.37m	11- 3/4 2/26/10	0.1	0.00	0.10
Team Total								20.76

32



Western Oregon

Great Northwest Athletic Conference

Event	Scrd As	Athlete	Yr	Scored Mark	Date	Pl. Pts.	Bonus	TOTAL
Scored bests come from PRE-SEASON DATA								
▶ 800m	4	Annan APPLEBEE	SR	2:11.53	1/29/10	14	1.62	15.62
▶ 800m	16	Janelle EVERETTS	JR	2:15.03	2/20/10	0.8	0.21	1.01
▶ TJ	12	Ashley POTTER	JR	11.85m	38-10 1/2 2/20/10	3	0.34	3.34
Team Total								19.97

33



Saint Joseph's (Ind.)

Great Lakes Valley Conference

▲ 2

Event	Scrd As	Athlete	Yr	Scored Mark	Date	Pl. Pts.	Bonus	TOTAL
Scored bests come from PRE-SEASON DATA								
▶ HJ	5	Melissa BUCHE	SR	1.74m	5-8 1/2 2/26/10	12	1.62	13.62
▶ SP	11	Alexis DEJEAN	SR	14.19m	46-6 1/4 2/12/10	4	0.58	4.58
▶ WT	14	Alexis DEJEAN	SR	17.17m	56-4 1/30/10	1	0.16	1.16
Team Total								19.36

34



UMass Lowell

Northeast-10 Conference

▼ 12

Event	Scrd As	Athlete	Yr	Scored Mark	Date	Pl. Pts.	Bonus	TOTAL
Scored bests come from PRE-SEASON DATA								
▶ 400m	15	Shannon CUNNINGHAM	SO	56.74	2/26/10	0.9	0.27	1.17
▶ H60m	11	Ashley ZIELINSKI	JR	8.79	2/26/10	4	0.23	4.23
▶ H60m	24	Lauren RAIMONDI	SR	8.97	2/18/10	0.25	0.00	0.25
▶ 4x400	8			3:50.24	2/12/10	7	0.81	7.81
▶ DMR	10			11:54.79	2/12/10	5	0.20	5.20
Team Total								18.67

35



Cal State LA

California Collegiate Athletic Association

▲ 9

Event	Scrd As	Athlete	Yr	Scored Mark	Date	Pl. Pts.	Bonus	TOTAL
Scored bests come from PRE-SEASON DATA								
▶ 4x400	6			3:48.77	2/12/10	10	1.24	11.24
▶ PENT	9	Tuekeha HUNTLEY	JR	3,391	2/5/10	6	0.46	6.46
Team Total								17.70

"Scrd As", short for "Scored As", Standing used for place points portion of performance's score combining preseason data (when applied) to current season data

Numbers in BLACK are both the performance's actual NCAA rank AND "scored as" rank Numbers in RED indicate actual NCAA rank does not exist or is worse than "scored as" rank Numbers in BLUE indicate actual NCAA rank is better than "scored as" rank



D denotes multiple-event rule in affect
Only those who score >0.01 pts are shown

WOMEN

36



Slippery Rock

Pennsylvania State Athletic Conference

▼ 5

Event	Scrd As	Athlete	Yr	Scored Mark	Date	Pl. Pts.	Bonus	TOTAL	
Scored bests come from CURRENT season									
▶ PV	25	Julia CAIN	FR	3.40m	11-1%	12/10/10	0.2	0.00	0.20
Scored bests come from PRE-SEASON DATA									
▶ 60m	30	Tiffany TEDESCO	SR	7.76		2/27/10	0.02	0.00	0.02
▶ 200m	18	Tiffany TEDESCO	SR	25.12		2/27/10	0.6	0.16	0.76
▶ H60m	26	Amanda SEIGWORTH	SR	8.98		2/27/10	0.15	0.00	0.15
▶ H60m	28	Allison SMITH	SR	8.99		2/27/10	0.07	0.00	0.07
▶ 4x400	18			3:53.27		2/20/10	0.6	0.03	0.63
▶ DMR	21			12:16.74		2/27/10	0.4	0.00	0.40
▶ HJ	14	Whitney HENDERSHOT	SR	1.68m	5-6	2/20/10	1	0.22	1.22
▶ PV	19	Kelly FISHER	JR	3.45m	11-3%	12/11/09	0.5	0.00	0.50
▶ LJ	19	Kara HATCHETT	JR	5.58m	18-3%	2/27/10	0.5	0.02	0.52
▶ LJ	25	Kim STITT	SO	5.51m	18-1	2/27/10	0.2	0.00	0.20
▶ LJ	27	Jessica FERRICK	SO	5.49m	18-¾	2/27/10	0.1	0.00	0.10
▶ TJ	9	Kim STITT	SO	11.93m	39-1%	2/27/10	6	0.64	6.64
▶ PENT	11	Kim STITT	SO	3,346		2/27/10	4	0.24	4.24
▶ PENT	19	Kelly BRUDER	SR	3,259		2/27/10	0.5	0.00	0.50
Team Total								16.16	

37



UC-Colorado Springs

Rocky Mountain Athletic Conference

Event	Scrd As	Athlete	Yr	Scored Mark	Date	Pl. Pts.	Bonus	TOTAL	
Scored bests come from CURRENT season									
▶ PV	4	Lauren GRAHAM	SO	3.80m	12-5½	12/10/10	14	2.01	16.01
Team Total								16.01	

38



Cal State Dominguez H

California Collegiate Athletic Association

Event	Scrd As	Athlete	Yr	Scored Mark	Date	Pl. Pts.	Bonus	TOTAL	
Scored bests come from PRE-SEASON DATA									
▶ 60m	19	MONIKKIA WHITE	SO	7.71		2/13/10	0.5	0.13	0.63
▶ 60m	26	Chanel PARKER	SR	7.74		2/5/10	0.15	0.03	0.18
▶ 400m	20	Nancy BLAKE	SR	56.95		1/29/10	0.45	0.17	0.62
▶ 400m	30	Dora BALDWIN	JR	57.62		2/13/10	0.02	0.00	0.02
▶ H60m	5	Chanel PARKER	SR	8.54		2/5/10	12	1.32	13.32
▶ 4x400	23			3:55.76		2/13/10	0.3	0.00	0.30
Team Total								15.06	

39



Virginia State

Central Intercollegiate Athletic Association

Event	Scrd As	Athlete	Yr	Scored Mark	Date	Pl. Pts.	Bonus	TOTAL	
Scored bests come from CURRENT season									
▶ 4x400	22	King, Bullock, Edwards, Brock		3:55.62	1/8/11	0.35	0.00	0.35	
▶ TJ	25	Shaundra COOK	SO	11.48m	37-8	1/8/11	0.2	0.00	0.20
Scored bests come from PRE-SEASON DATA									
▶ 200m	9	Samantha EDWARDS	JR	24.92		2/13/10	6	0.43	6.43
▶ 400m	26	Faith BROCK	SR	57.41		2/13/10	0.15	0.00	0.15
▶ LJ	9	Dominique KING	SR	5.74m	18-10	2/13/10	6	0.73	6.73
Team Total								13.87	

40



Northern Michigan

Great Lakes Intercollegiate Athletic Conference

Event	Scrd As	Athlete	Yr	Scored Mark	Date	Pl. Pts.	Bonus	TOTAL	
Scored bests come from CURRENT season									
▶ PV	8	Jamie ROBERTS	FR	3.67m	12-¾	12/4/10	7	0.81	7.81
▶ TJ	11	Bailey FRANKLIN	JR	11.89m	39-¾	12/4/10	4	0.49	4.49
Scored bests come from PRE-SEASON DATA									
▶ PENT	17	Bailey FRANKLIN	JR	3,295		2/26/10	0.7	0.01	0.71
Team Total								13.01	

41



MSU Moorhead

Northern Sun Intercollegiate Conference

▲ 2

Event	Scrd As	Athlete	Yr	Scored Mark	Date	Pl. Pts.	Bonus	TOTAL	
Scored bests come from PRE-SEASON DATA									
▶ 400m	25	Kendra MOOBERRY	SO	57.36		2/26/10	0.2	0.00	0.20
▶ Mile	6	Anna VANWECHEL	SR	4:52.18		3/13/10	10	1.41	11.41
▶ HJ	19	Kayla KAPSNER	SO	1.67m	5-5¾	1/9/10	0.5	0.09	0.59
Team Total								12.20	

42



American International

Northeast-10 Conference

Event	Scrd As	Athlete	Yr	Scored Mark	Date	Pl. Pts.	Bonus	TOTAL	
Scored bests come from PRE-SEASON DATA									
▶ HJ	19	Ashley AUPONT	SO	1.67m	5-5¾	2/18/10	0.5	0.09	0.59
▶ WT	6	Bidemi BALOGUN	JR	18.22m	59-9¾	2/12/10	10	1.57	11.57
Team Total								12.16	

"Scrd As", short for "Scored As", Standing used for place points portion of performance's score combining preseason data (when applied) to current season data

Numbers in BLACK are both the performance's actual NCAA rank AND "scored as" rank Numbers in RED indicate actual NCAA rank does not exist or is worse than "scored as" rank Numbers in BLUE indicate actual NCAA rank is better than "scored as" rank



D denotes multiple-event rule in affect
Only those who score >0.01 pts are shown

WOMEN

43



Neb.-Kearney

Rocky Mountain Athletic Conference

Event	Scrd As	Athlete	Yr	Scored Mark	Date	Pl. Pts.	Bonus	TOTAL
Scored bests come from CURRENT season								
▶ LJ	18	Jena ISAACSON	JR	5.59m 18-4¼	12/10/10	0.6	0.06	0.66
▶ SP	26	Jackie ZIEMKE	SO	13.43m 44-¾	12/10/10	0.15	0.00	0.15
▶ PENT	7	Jena ISAACSON	JR	3,425	12/10/10	8	0.76	8.76
Scored bests come from PRE-SEASON DATA								
▶ Mile	23	Brooke HARRIS	JR	5:01.59	2/5/10	0.3	0.00	0.30
▶ 4x400	27			3:58.30	2/5/10	0.1	0.00	0.10
▶ DMR	30			12:24.96	2/26/10	0.02	0.00	0.02
▶ HJ	19	Kristi BAUER	SO	1.67m 5-5½	1/23/10	0.5	0.09	0.59
▶ LJ	30	Heather WILLS	SR	5.48m 17-11¼	12/11/09	0.02	0.00	0.02
Team Total								10.60

44



Southern Connecticut ▼13

Northeast-10 Conference

Event	Scrd As	Athlete	Yr	Scored Mark	Date	Pl. Pts.	Bonus	TOTAL
Scored bests come from CURRENT season								
▶ 60m	16	Courtnei WALKER	SR	7.69	12/11/10	0.8	0.20	1.00
▶ H60m	24	Brittany BROWN	SO	8.97	12/4/10	0.25	0.00	0.25
▶ HJ	14	Brittany BROWN	SO	1.68m 5-6	12/10/10	1	0.22	1.22
Scored bests come from PRE-SEASON DATA								
▶ 4x400	19			3:53.57	2/26/10	0.5	0.00	0.50
▶ DMR	9			11:50.17	2/5/10	6	0.65	6.65
▶ PV	30	Kimberly JOHNSON	SO	3.35m 10-11¼	12/11/09	0.02	0.00	0.02
▶ PV	30	Teresa PARKER	SO	3.35m 10-11¼	2/5/10	0.02	0.00	0.02
▶ LJ	21	Courtnei WALKER	SR	5.56m 18-3	2/10/10	0.4	0.00	0.40
Team Total								10.06

45



St. Cloud State ▼36

Northern Sun Intercollegiate Conference

Event	Scrd As	Athlete	Yr	Scored Mark	Date	Pl. Pts.	Bonus	TOTAL
Scored bests come from PRE-SEASON DATA								
▶ 4x400	21			3:54.61	2/5/10	0.4	0.00	0.40
▶ HJ	8	Danielle LUHMANN	JR	1.71m 5-7¼	3/13/10	7	0.84	7.84
▶ SP	20	Rebecca KITZMAN	SR	13.57m 44-6¼	1/29/10	0.45	0.00	0.45
▶ PENT	22	Kelsey KING	SR	3,196	1/15/10	0.35	0.00	0.35
Team Total								9.04

46



Mansfield

Pennsylvania State Athletic Conference

▼15

Event	Scrd As	Athlete	Yr	Scored Mark	Date	Pl. Pts.	Bonus	TOTAL
Scored bests come from PRE-SEASON DATA								
▶ 5000m	8	Brenae EDWARDS	SR	16:49.18	2/27/10	7	0.95	7.95
▶ DMR	22			12:16.93	2/5/10	0.35	0.00	0.35
▶ PV	30	Alexa TSIKNAS	SO	3.35m 10-11¼	2/12/10	0.02	0.00	0.02
Team Total								8.32

47



Ferris State

Great Lakes Intercollegiate Athletic Conference

Event	Scrd As	Athlete	Yr	Scored Mark	Date	Pl. Pts.	Bonus	TOTAL
Scored bests come from PRE-SEASON DATA								
▶ Mile	20	Christina MUIR	SR	5:00.72	1/22/10	0.45	0.08	0.53
▶ Mile	28	Alyssa OSIKA	SO	5:02.69	2/26/10	0.07	0.00	0.07
▶ 5000m	9	Christina MUIR	SR	16:51.11	2/12/10	6	0.83	6.83
▶ 5000m	30	Anna RUDD	SO	17:32.19	2/12/10	0.02	0.00	0.02
▶ DMR	17			12:03.62	2/5/10	0.7	0.00	0.70
Team Total								8.15

48



UDC

Independent (DII)

Event	Scrd As	Athlete	Yr	Scored Mark	Date	Pl. Pts.	Bonus	TOTAL
Scored bests come from PRE-SEASON DATA								
▶ LJ	8	Saleena GREEN	SR	5.76m 18-10¼	1/30/10	7	0.88	7.88
Team Total								7.88

49



Kentucky State

Southern Intercollegiate Athletic Conference

Event	Scrd As	Athlete	Yr	Scored Mark	Date	Pl. Pts.	Bonus	TOTAL
Scored bests come from CURRENT season								
▶ 200m	28	Ebone WASHINGTON	JR	25.30	12/3/10	0.07	0.01	0.08
▶ H60m	8	Ebone WASHINGTON	JR	8.65	12/3/10	7	0.78	7.78
Team Total								7.86

"Scrd As", short for "Scored As", Standing used for place points portion of performance's score combining preseason data (when applied) to current season data

Numbers in BLACK are both the performance's actual NCAA rank AND "scored as" rank Numbers in RED indicate actual NCAA rank does not exist or is worse than "scored as" rank Numbers in BLUE indicate actual NCAA rank is better than "scored as" rank



2011 Indoor, Preseason

D denotes multiple-event rule in affect
Only those who score >0.01 pts are shown

WOMEN

50



Minnesota Duluth

Northern Sun Intercollegiate Conference

▼ 6

Event	Scrd As	Athlete	Yr	Scored Mark	Date	Pl. Pts.	Bonus	TOTAL
Scored bests come from PRE-SEASON DATA								
▶ 5000m	16	Morgan PLACE	JR	17:00.63	2/11/10	0.8	0.27	1.07
▶ DMR	12			11:55.33	2/11/10	3	0.15	3.15
▶ SP	12	Elizabeth CRANE	SR	14.00m	45-11%	3	0.37	3.37
Team Total								7.59

51



Kutztown

Pennsylvania State Athletic Conference

Event	Scrd As	Athlete	Yr	Scored Mark	Date	Pl. Pts.	Bonus	TOTAL
Scored bests come from PRE-SEASON DATA								
▶ 800m	28	Keri BROWN	SR	2:16.90	2/20/10	0.07	0.00	0.07
▶ Mile	17	Keri BROWN	SR	4:59.81	2/5/10	0.7	0.17	0.87
▶ 5000m	29	Becca BRANDT	SO	17:31.14	2/27/10	0.05	0.00	0.05
▶ DMR	11			11:54.92	2/12/10	4	0.19	4.19
▶ SP	20	April DOYLE	SO	13.57m	44-6%	0.45	0.00	0.45
▶ WT	15	Ashley PINTER	SR	17.10m	56-1%	0.9	0.10	1.00
Team Total								6.63

52



California (Pa.)

Pennsylvania State Athletic Conference

Event	Scrd As	Athlete	Yr	Scored Mark	Date	Pl. Pts.	Bonus	TOTAL
Scored bests come from CURRENT season								
▶ HJ	28	Amber SAUNDERS	SO	1.65m	5-5	0.07	0.00	0.07
Scored bests come from PRE-SEASON DATA								
▶ 4x400	24			3:56.44	2/27/10	0.25	0.00	0.25
▶ PENT	10	Farath RAPHAEL	SO	3,371	2/27/10	5	0.35	5.35
▶ PENT	27	Khyalyani WHITIKER	JR	3,094	2/27/10	0.1	0.00	0.10
Team Total								5.77

53



Wheeling Jesuit

West Virginia Intercollegiate Athletic Conference

Event	Scrd As	Athlete	Yr	Scored Mark	Date	Pl. Pts.	Bonus	TOTAL
Scored bests come from CURRENT season								
▶ SP	22	Megan PRATT	SR	13.55m	44-5½	0.35	0.00	0.35
▶ WT	11	Megan PRATT	SR	17.46m	57-3½	4	0.44	4.44
Team Total								4.79

54



Abilene Christian

Lone Star Conference

▼ 40

Event	Scrd As	Athlete	Yr	Scored Mark	Date	Pl. Pts.	Bonus	TOTAL
Scored bests come from PRE-SEASON DATA								
▶ Mile	12	Anais BELLEDANT	SR	4:58.24	2/19/10	3	0.31	3.31
▶ 4x400	28			3:58.38	1/22/10	0.07	0.00	0.07
▶ TJ	15	Destinee NIXON	SR	11.78m	38-7%	0.9	0.17	1.07
▶ TJ	25	Amanda CLEMONS	JR	11.48m	37-8	0.2	0.00	0.20
Team Total								4.65

55



Northwest Nazarene

Great Northwest Athletic Conference

Event	Scrd As	Athlete	Yr	Scored Mark	Date	Pl. Pts.	Bonus	TOTAL
Scored bests come from CURRENT season								
▶ PV	30	Chelsea BARR	SO	3.35m	10-11%	0.02	0.00	0.02
Scored bests come from PRE-SEASON DATA								
▶ 800m	15	Jaclyn PUGA	SR	2:14.99	2/12/10	0.9	0.22	1.12
▶ 800m	20	Christine HARWOOD	SO	2:15.87	2/20/10	0.45	0.06	0.51
▶ DMR	25			12:18.50	2/5/10	0.2	0.00	0.20
▶ SP	13	Joy WARRINGTON	JR	13.95m	45-9%	2	0.31	2.31
Team Total								4.16

56



Truman State

Mid-America Intercollegiate Athletics Association

▼ 42

Event	Scrd As	Athlete	Yr	Scored Mark	Date	Pl. Pts.	Bonus	TOTAL
Scored bests come from CURRENT season								
▶ TJ	14	Jennifer ZWEIFEL	JR	11.81m	38-9	1	0.22	1.22
Scored bests come from PRE-SEASON DATA								
▶ 200m	19	Shaina DOCHTERMAN	SR	25.13	#####	0.5	0.15	0.65
▶ 400m	16	Shaina DOCHTERMAN	SR	56.79	#####	0.8	0.25	1.05
▶ 800m	26	Anne RATERMANN	JR	2:16.84	2/5/10	0.15	0.00	0.15
▶ 5000m	17	Dani DELL'ORCO	JR	17:04.27	2/26/10	0.7	0.16	0.86
▶ H60m	28	Shaina DOCHTERMAN	SR	8.99	#####	0.07	0.00	0.07
▶ DMR	28			12:21.23	1/22/10	0.07	0.00	0.07
Team Total								4.07

"Scrd As", short for "Scored As", Standing used for place points portion of performance's score combining preseason data (when applied) to current season data

Numbers in BLACK are both the performance's actual NCAA rank AND "scored as" rank Numbers in RED indicate actual NCAA rank does not exist or is worse than "scored as" rank Numbers in BLUE indicate actual NCAA rank is better than "scored as" rank



D denotes multiple-event rule in affect
Only those who score >0.01 pts are shown

WOMEN

57



Alabama-Huntsville

Gulf South Conference

Event	Scrd As	Athlete	Yr	Scored Mark	Date	Pl. Pts.	Bonus	TOTAL
Scored bests come from PRE-SEASON DATA								
▶ 60m	23	Latrice JOHNSON	JR	7.73	2/27/10	0.3	0.06	0.36
▶ 400m	28	Rebecca HILT	SR	57.47	2/27/10	0.07	0.00	0.07
▶ 5000m	21	Jeniffer CHERONO	SR	17:18.78	2/19/10	0.4	0.00	0.40
▶ 4x400	12			3:52.56	2/27/10	3	0.13	3.13
Team Total								3.96

58



Emporia State

Mid-America Intercollegiate Athletics Association

▼40

Event	Scrd As	Athlete	Yr	Scored Mark	Date	Pl. Pts.	Bonus	TOTAL	
Scored bests come from CURRENT season									
▶ PV	30	Alaina FAIRBANKS	FR	3.35m	10-11%	12/11/10	0.02	0.00	0.02
Scored bests come from PRE-SEASON DATA									
▶ Mile	14	Katelyn MONA	JR	4:58.62		2/26/10	1	0.28	1.28
▶ DMR	16			12:00.84		2/11/10	0.8	0.00	0.80
▶ LJ	14	Renaee WEAVER	SR	5.63m	18-5%	1/15/10	1	0.20	1.20
▶ WT	21	Deja JACKSON	JR	16.58m	54-4%	12/12/09	0.4	0.00	0.40
Team Total								3.70	

59



Harding

Gulf South Conference

Event	Scrd As	Athlete	Yr	Scored Mark	Date	Pl. Pts.	Bonus	TOTAL
Scored bests come from CURRENT season								
▶ 60m	12	Cathy EBENJA	JR	7.64	12/3/10	3	0.38	3.38
Team Total								3.38

60



Cal State Stanislaus

California Collegiate Athletic Association

▼18

Event	Scrd As	Athlete	Yr	Scored Mark	Date	Pl. Pts.	Bonus	TOTAL	
Scored bests come from PRE-SEASON DATA									
▶ PV	12	Alicia WAGNER	SR	3.60m	11-9%	2/14/10	3	0.36	3.36
Team Total								3.36	

61



Chadron State

Rocky Mountain Athletic Conference

Event	Scrd As	Athlete	Yr	Scored Mark	Date	Pl. Pts.	Bonus	TOTAL	
Scored bests come from CURRENT season									
▶ HJ	19	Ashley FANELLI	SO	1.67m	5-5%	12/10/10	0.5	0.09	0.59
▶ PV	30	Kaelie JELDEN	SO	3.35m	10-11%	12/10/10	0.02	0.00	0.02
▶ TJ	19	Ashley FANELLI	SO	11.58m	38-0	12/10/10	0.5	0.00	0.50
▶ SP	19	Jessica HORSLEY	SR	13.62m	44-8%	12/10/10	0.5	0.00	0.50
▶ SP	25	Brittney GRAHAM	FR	13.44m	44-1%	12/10/10	0.2	0.00	0.20
▶ WT	15	Jessica HORSLEY	SR	17.10m	56-1%	12/10/10	0.9	0.10	1.00
▶ PENT	25	Stacee CRAIG	SR	3,132		12/10/10	0.2	0.00	0.20
Scored bests come from PRE-SEASON DATA									
▶ 800m	30	Ashley RIESEN	SO	2:17.00		2/19/10	0.02	0.00	0.02
▶ SP	24	Alyssa NORTON	SO	13.45m	44-1%	2/4/10	0.25	0.00	0.25
Team Total								3.28	

62



West Chester

Pennsylvania State Athletic Conference

Event	Scrd As	Athlete	Yr	Scored Mark	Date	Pl. Pts.	Bonus	TOTAL	
Scored bests come from PRE-SEASON DATA									
▶ TJ	21	Brittany FOYE	SR	11.55m	37-10%	2/27/10	0.4	0.00	0.40
▶ PENT	13	Melinda WENTZ	SR	3,328		2/27/10	2	0.16	2.16
Team Total								2.56	

63



Concord

West Virginia Intercollegiate Athletic Conference

Event	Scrd As	Athlete	Yr	Scored Mark	Date	Pl. Pts.	Bonus	TOTAL	
Scored bests come from CURRENT season									
▶ 800m	13	Shawnee CARNETT	SO	2:14.19		12/5/10	2	0.43	2.43
Team Total								2.43	

"Scrd As", short for "Scored As", Standing used for place points portion of performance's score combining preseason data (when applied) to current season data

Numbers in BLACK are both the performance's actual NCAA rank AND "scored as" rank Numbers in RED indicate actual NCAA rank does not exist or is worse than "scored as" rank Numbers in BLUE indicate actual NCAA rank is better than "scored as" rank



D denotes multiple-event rule in affect
Only those who score >0.01 pts are shown

WOMEN

64



Bowie State

Central Intercollegiate Athletic Association

Event	Scrd As	Athlete	Yr	Scored Mark	Date	Pl. Pts.	Bonus	TOTAL
Scored bests come from CURRENT season								
▶ LJ	16	Natalie GADSDEN	FR	5.62m 18-5¼	12/10/10	0.8	0.17	0.97
Scored bests come from PRE-SEASON DATA								
▶ 200m	27	John'nae ALLEN-DAVIS	SO	25.27	2/19/10	0.1	0.04	0.14
▶ H60m	20	Nicole ROBINSON	SR	8.90	2/19/10	0.45	0.00	0.45
▶ 4x400	17			3:53.19	1/29/10	0.7	0.04	0.74
Team Total								2.30

65



Colorado State Pueblo

Rocky Mountain Athletic Conference

Event	Scrd As	Athlete	Yr	Scored Mark	Date	Pl. Pts.	Bonus	TOTAL
Scored bests come from CURRENT season								
▶ TJ	20	Danita WYATT	JR	11.56m 37-11¼	12/10/10	0.45	0.00	0.45
Scored bests come from PRE-SEASON DATA								
▶ 200m	16	Blair GILKES	JR	25.09	2/5/10	0.8	0.19	0.99
▶ TJ	16	Krista WILTBERGER	SO	11.65m 38-2¼	2/26/10	0.8	0.00	0.80
Team Total								2.24

66



Tiffin

Great Lakes Intercollegiate Athletic Conference

Event	Scrd As	Athlete	Yr	Scored Mark	Date	Pl. Pts.	Bonus	TOTAL
Scored bests come from PRE-SEASON DATA								
▶ HJ	14	Megan GILL	SR	1.68m 5-6	2/20/10	1	0.22	1.22
▶ SP	15	Ashley DEWITT	SO	13.74m 45-1	1/22/10	0.9	0.09	0.99
Team Total								2.21

67



Northwest Missouri ▼32

Mid-America Intercollegiate Athletics Association

Event	Scrd As	Athlete	Yr	Scored Mark	Date	Pl. Pts.	Bonus	TOTAL
Scored bests come from PRE-SEASON DATA								
▶ 5000m	15	Angela ADAMS	JR	17:00.54	2/26/10	0.9	0.27	1.17
▶ WT	17	Kate WALTER	SR	16.87m 55-4¼	2/5/10	0.7	0.00	0.70
Team Total								1.87

68



Lock Haven

Pennsylvania State Athletic Conference

Event	Scrd As	Athlete	Yr	Scored Mark	Date	Pl. Pts.	Bonus	TOTAL
Scored bests come from CURRENT season								
▶ HJ	28	Brittany WHITMER	FR	1.65m 5-5	12/10/10	0.07	0.00	0.07
Scored bests come from PRE-SEASON DATA								
▶ PV	16	Christy OHMOTT	JR	3.50m 11-5¼	2/27/10	0.8	0.00	0.80
▶ WT	23	Vanita MOSES	JR	16.51m 54-2	1/29/10	0.3	0.00	0.30
Team Total								1.17

69



Lake Erie

Great Lakes Intercollegiate Athletic Conference

Event	Scrd As	Athlete	Yr	Scored Mark	Date	Pl. Pts.	Bonus	TOTAL
Scored bests come from CURRENT season								
▶ H60m	16	Andrea BOYD	SO	8.81	12/10/10	0.8	0.19	0.99
Team Total								0.99

70



Adelphi

Northeast-10 Conference

Event	Scrd As	Athlete	Yr	Scored Mark	Date	Pl. Pts.	Bonus	TOTAL
Scored bests come from PRE-SEASON DATA								
▶ 800m	18	Danielle LYONS	SR	2:15.72	2/5/10	0.6	0.08	0.68
▶ DMR	24			12:18.36	2/5/10	0.25	0.00	0.25
Team Total								0.93

71



Northern State ▼51

Northern Sun Intercollegiate Conference

Event	Scrd As	Athlete	Yr	Scored Mark	Date	Pl. Pts.	Bonus	TOTAL
Scored bests come from PRE-SEASON DATA								
▶ PV	30	Tanya VASSAR	SR	3.35m 10-11¼	2/6/10	0.02	0.00	0.02
▶ SP	18	Melodi BOKE	JR	13.64m 44-9	2/6/10	0.6	0.00	0.60
▶ PENT	24	Tanya VASSAR	SR	3,148	2/26/10	0.25	0.00	0.25
Team Total								0.87

"Scrd As", short for "Scored As", Standing used for place points portion of performance's score combining preseason data (when applied) to current season data

Numbers in BLACK are both the performance's actual NCAA rank AND "scored as" rank Numbers in RED indicate actual NCAA rank does not exist or is worse than "scored as" rank Numbers in BLUE indicate actual NCAA rank is better than "scored as" rank



2011 Indoor, Preseason

D denotes multiple-event rule in affect
Only those who score >0.01 pts are shown

WOMEN

72



Saginaw Valley State

Great Lakes Intercollegiate Athletic Conference

Event	Scrd As	Athlete	Yr	Scored Mark	Date	Pl. Pts.	Bonus	TOTAL	
Scored bests come from PRE-SEASON DATA									
HJ	28	Tiffany NORTON	JR	1.65m	5-5	2/19/10	0.07	0.00	0.07
PV	16	Elizabeth WILFORD	JR	3.50m	11-5½	1/15/10	0.8	0.00	0.80
Team Total								0.87	

73



Cheyney

Pennsylvania State Athletic Conference

Event	Scrd As	Athlete	Yr	Scored Mark	Date	Pl. Pts.	Bonus	TOTAL
Scored bests come from CURRENT season								
60m	18	SIMONE CARTER	SO	7.70	1/8/11	0.6	0.16	0.76
Team Total								0.76

74



Indianapolis

Great Lakes Valley Conference

Event	Scrd As	Athlete	Yr	Scored Mark	Date	Pl. Pts.	Bonus	TOTAL
Scored bests come from PRE-SEASON DATA								
200m	20	Kierra ALLEN	JR	25.15	2/26/10	0.45	0.14	0.59
4x400	26			3:57.00	2/26/10	0.15	0.00	0.15
Team Total								0.74

75



West Texas A&M

Lone Star Conference

Event	Scrd As	Athlete	Yr	Scored Mark	Date	Pl. Pts.	Bonus	TOTAL
Scored bests come from PRE-SEASON DATA								
H60m	18	Bailee SKEEN	SO	8.88	2/20/10	0.6	0.02	0.62
Team Total								0.62

76



Dallas Baptist

Heartland Conference

Event	Scrd As	Athlete	Yr	Scored Mark	Date	Pl. Pts.	Bonus	TOTAL
Scored bests come from PRE-SEASON DATA								
DMR	18			12:08.83	2/6/10	0.6	0.00	0.60
Team Total								0.60

77



Seton Hill

West Virginia Intercollegiate Athletic Conference

Event	Scrd As	Athlete	Yr	Scored Mark	Date	Pl. Pts.	Bonus	TOTAL	
Scored bests come from PRE-SEASON DATA									
PV	19	Amanda PONSONBY	JR	3.45m	11-3½	2/20/10	0.5	0.00	0.50
Team Total								0.50	

78



Concordia-St. Paul

Northern Sun Intercollegiate Conference

Event	Scrd As	Athlete	Yr	Scored Mark	Date	Pl. Pts.	Bonus	TOTAL	
Scored bests come from CURRENT season									
SP	23	Kaysee NESMOE	SR	13.48m	44-2½	1/8/11	0.3	0.00	0.30
WT	28	Kaysee NESMOE	SR	15.85m	52-0	12/4/10	0.07	0.00	0.07
Team Total								0.37	

79



Central Washington

Great Northwest Athletic Conference

Event	Scrd As	Athlete	Yr	Scored Mark	Date	Pl. Pts.	Bonus	TOTAL	
Scored bests come from PRE-SEASON DATA									
TJ	30	Katharine LOTZE	SO	11.42m	37-5½	2/20/10	0.02	0.00	0.02
WT	22	Torrie SELF	SR	16.56m	54-4	2/27/10	0.35	0.00	0.35
Team Total								0.37	

80



San Francisco State

California Collegiate Athletic Association

Event	Scrd As	Athlete	Yr	Scored Mark	Date	Pl. Pts.	Bonus	TOTAL	
Scored bests come from PRE-SEASON DATA									
200m	26	Alicia CHAMBERS	JR	25.26	1/23/10	0.15	0.04	0.19	
WT	26	Luisa MUSIKA	JR	16.19m	53-1½	1/23/10	0.15	0.00	0.15
Team Total								0.34	

81



Stonehill

Northeast-10 Conference

Event	Scrd As	Athlete	Yr	Scored Mark	Date	Pl. Pts.	Bonus	TOTAL
Scored bests come from PRE-SEASON DATA								
DMR	23			12:17.16	2/5/10	0.3	0.00	0.30
Team Total								0.30


"Scrd As", short for "Scored As", Standing used for place points portion of performance's score combining preseason data (when applied) to current season data

Numbers in BLACK are both the performance's actual NCAA rank AND "scored as" rank Numbers in RED indicate actual NCAA rank does not exist or is worse than "scored as" rank Numbers in BLUE indicate actual NCAA rank is better than "scored as" rank




D denotes multiple-event rule in affect
Only those who score >0.01 pts are shown


WOMEN

82  **Bellarmino**
Great Lakes Valley Conference


Event	Scrd As	Athlete	Yr	Scored Mark	Date	Pl. Pts.	Bonus	TOTAL	
Scored bests come from CURRENT season									
PV	27	Erin DWENGER	SO	3.37m	11- $\frac{3}{4}$	12/11/10	0.1	0.00	0.10
Team Total								0.10	

82  **Edinboro**
Pennsylvania State Athletic Conference


Event	Scrd As	Athlete	Yr	Scored Mark	Date	Pl. Pts.	Bonus	TOTAL	
Scored bests come from PRE-SEASON DATA									
5000m	27	Tina Yi	SR	17:28.20		2/27/10	0.1	0.00	0.10
Team Total								0.10	

82  **Molloy**
East Coast Conference


Event	Scrd As	Athlete	Yr	Scored Mark	Date	Pl. Pts.	Bonus	TOTAL	
Scored bests come from CURRENT season									
TJ	27	Atinuke ADEBOWALE	SO	11.46m	37- $\frac{7}{8}$	1/8/11	0.1	0.00	0.10
Team Total								0.10	

85  **Lake Superior State**
Great Lakes Intercollegiate Athletic Conference


Event	Scrd As	Athlete	Yr	Scored Mark	Date	Pl. Pts.	Bonus	TOTAL	
Scored bests come from PRE-SEASON DATA									
HJ	28	Katie WINIARSKI	JR	1.65m	5-5	1/29/10	0.07	0.00	0.07
Team Total								0.07	

85  **Southwest Baptist**
Mid-America Intercollegiate Athletics Association


Event	Scrd As	Athlete	Yr	Scored Mark	Date	Pl. Pts.	Bonus	TOTAL	
Scored bests come from PRE-SEASON DATA									
60m	28	Corie CHUNING	SO	7.75		2/26/10	0.07	0.00	0.07
Team Total								0.07	

87  **Southern Indiana** **▼43**
Great Lakes Valley Conference


Event	Scrd As	Athlete	Yr	Scored Mark	Date	Pl. Pts.	Bonus	TOTAL	
Scored bests come from PRE-SEASON DATA									
DMR	29			12:24.32		2/12/10	0.05	0.00	0.05
Team Total								0.05	

88  **Central State**
Independent (DII)


Event	Scrd As	Athlete	Yr	Scored Mark	Date	Pl. Pts.	Bonus	TOTAL	
Scored bests come from PRE-SEASON DATA									
200m	30	Brittany BROWN	SO	25.34		2/5/10	0.02	0.00	0.02
Team Total								0.02	

88  **Missouri S&T**
Great Lakes Valley Conference

Event	Scrd As	Athlete	Yr	Scored Mark	Date	Pl. Pts.	Bonus	TOTAL	
Scored bests come from CURRENT season									
200m	30	Aubrey MOORE	SR	25.34		12/3/10	0.02	0.00	0.02
Team Total								0.02	

88  **UW Parkside**
Great Lakes Valley Conference

Event	Scrd As	Athlete	Yr	Scored Mark	Date	Pl. Pts.	Bonus	TOTAL	
Scored bests come from PRE-SEASON DATA									
PV	30	Melissa NILLES	SR	3.35m	10-11 $\frac{1}{2}$	2/26/10	0.02	0.00	0.02
Team Total								0.02	

88  **Virginia Union**
Central Intercollegiate Athletic Association

Event	Scrd As	Athlete	Yr	Scored Mark	Date	Pl. Pts.	Bonus	TOTAL	
Scored bests come from CURRENT season									
LJ	30	Brittany ABRAHAM	JR	5.48m	17-11 $\frac{1}{2}$	1/8/11	0.02	0.00	0.02
Team Total								0.02	

"Scrd As", short for "Scored As", Standing used for place points portion of performance's score combining preseason data (when applied) to current season data
Numbers in BLACK are both the performance's actual NCAA rank AND "scored as" rank Numbers in RED indicate actual NCAA rank does not exist or is worse than "scored as" rank Numbers in BLUE indicate actual NCAA rank is better than "scored as" rank



2011 Indoor, Preseason

D denotes multiple-event rule in affect
Only those who score >0.01 pts are shown

WOMEN

88



Winston-Salem State

Central Intercollegiate Athletic Association

Event	Scrd As	Athlete	Yr	Scored Mark	Date	Pl. Pts.	Bonus	TOTAL
Scored bests come from PRE-SEASON DATA								
4x400	30			3:59.40	2/12/10	0.02	0.00	0.02
Team Total								0.02

"Scrd As", short for "Scored As", Standing used for place points portion of performance's score combining preseason data (when applied) to current season data

Numbers in BLACK are both the performance's actual NCAA rank AND "scored as" rank Numbers in RED indicate actual NCAA rank does not exist or is worse than "scored as" rank Numbers in BLUE indicate actual NCAA rank is better than "scored as" rank