



USTFCCCA NCAA Division II National Team Rankings

2011 Outdoor Track & Field, Preseason

as of 3/29/2011 12:36:13 PM

D denotes multiple-event rule in affect
Only those who score >0.01 pts are shown

MEN



Abilene Christian

Lone Star Conference

▲ 1

Event	Scrd As	Athlete	Yr	Scored Mark	Date	Pl. Pts.	Bonus	TOTAL
Scored bests come from CURRENT season								
▶ 100m	12	Paris ROBERTSON	JR	10.52	3/26/11	4	0.55	4.55
▶ 4x100	6	McDowell, Jackson, Williams, Robertson		40.66	3/26/11	10	1.08	11.08
▶ TJ	14	Timothy JONES	SO	14.78m 48-6	3/26/11	3	0.23	3.23
▶ DEC	11	Parker PETTY	SR	6,417	3/24/11	5	0.50	5.50
Scored bests come from PRE-SEASON DATA								
▶ 100m	1	Desmond JACKSON	SR	10.31	5/7/10	20	2.41	22.41
▶ 200m	2	Desmond JACKSON	SR	20.84w	5/7/10	18	2.23	20.23
▶ 200m	29	Paris ROBERTSON		21.47	5/21/10	0.25	0.04	0.29
▶ 5000m	1	Amos SANG	SR	13:50.77	4/15/10	20	2.49	22.49
▶ 10k	2	Amos SANG	SR	29:15.58	4/10/10	18	2.36	20.36
▶ H110	1	Andrew MCDOWELL		13.86w	5/23/09	20	3.43	23.43
▶ H110	15	Kevin JOHNSON	JR	14.48w	5/7/10	2.5	0.30	2.80
▶ H110	31	Michael RASOR	JR	14.70w	5/7/10	0.16	0.00	0.16
▶ LJ	11	Ramon SPARKS	SR	7.45m 24-5½	5/7/10	5	0.54	5.54
▶ LJ	15	LeVance WILLIAMS		7.34m 24-1	4/27/10	2.5	0.25	2.75
▶ TJ	3	Ramon SPARKS	SR	16.01m 52-6½	3/31/10	16	2.22	18.22
▶ SP	3	Nick JONES	SR	18.20m 59-8½	4/10/10	16	1.70	17.70
▶ DISC	1	Nick JONES	SR	60.92m 199-10	5/1/10	20	4.82	24.82
▶ DISC	6	Tyler FLEET	JR	54.64m 179-3	5/7/10	10	1.24	11.24
▶ HT	7	Tyler FLEET	JR	59.82m 196-3	4/23/10	9	0.95	9.95
Team Total								226.74



Adams State

Rocky Mountain Athletic Conference

▲ 2

Event	Scrd As	Athlete	Yr	Scored Mark	Date	Pl. Pts.	Bonus	TOTAL
Scored bests come from CURRENT season								
▶ HJ	35	Devin BOLICH	FR	2.00m 6-6½	3/25/11	0.02	0.00	0.02
Scored bests come from PRE-SEASON DATA								
▶ 800m	2	Andrew GRAHAM	JR	1:49.50	5/1/10	18	2.18	20.18
▶ 800m	17	Drew SOUCY	SR	1:52.47	4/15/10	1.5	0.28	1.78
▶ 800m	32	Ryan MCNIFF	SR	1:53.08	5/9/10	0.12	0.13	0.25
▶ 1500m	1	Craig HUFFER		3:41.04	6/19/10	20	3.38	23.38
▶ 1500m	2	Andrew GRAHAM	JR	3:43.70	4/15/10	18	2.33	20.33
▶ 1500m	5	Keegan CALMES	SO	3:46.01	5/16/10	12	1.45	13.45
▶ 1500m	6	Ryan MCNIFF	SR	3:46.61	5/27/10	10	1.22	11.22
▶ 1500m	7	Drew SOUCY	SR	3:48.26	4/15/10	9	0.76	9.76
▶ 1500m	11	Dean HUFFER	SR	3:48.77	5/1/10	5	0.64	5.64
▶ 1500m	19	Luke CRAGG	SR	3:49.85	4/8/10	0.9	0.37	1.27
▶ 5000m	4	Luke CRAGG	SR	13:54.65	4/15/10	14	2.10	16.10
▶ 5000m	7	Ryan MCNIFF	SR	14:03.37	4/15/10	9	1.26	10.26
▶ 5000m	8	Edwin CRUZ	JR	14:07.82	5/8/10	8	0.97	8.97
▶ 10k	1	Luke CRAGG	SR	29:10.13	5/1/10	20	2.63	22.63
▶ 10k	7	Edwin CRUZ	JR	29:41.22	4/15/10	9	1.09	10.09
▶ H110	24	Alfred HINES		14.60	5/8/10	0.5	0.08	0.58
▶ Steeple	14	Antoine MALARTE		9:06.00	#####	3	0.50	3.50
▶ HJ	6	Dyson MORTENSEN	SO	2.14m 7-¼	5/9/10	10	1.40	11.40
▶ PV	11	Blair SOHL	SR	4.90m 16-¾	5/1/10	5	0.41	5.41
▶ LJ	22	James DOUGLAS		7.28m 23-10¼	4/3/10	0.6	0.09	0.69
Team Total								196.92

"Scrd As", short for "Scored As", Standing used for place points portion of performance's score combining preseason data (when applied) to current season data

Numbers in BLACK are both the performance's actual NCAA rank AND "scored as" rank Numbers in RED indicate actual NCAA rank does not exist or is worse than "scored as" rank Numbers in BLUE indicate actual NCAA rank is better than "scored as" rank

USTFCCCA Non-Member

Non-Member Schools Will NOT be ranked, beginning Week 2



USTFCCCA NCAA Division II National Team Rankings

2011 Outdoor Track & Field, Preseason

as of 3/29/2011 12:36:14 PM

D denotes multiple-event rule in affect
Only those who score >0.01 pts are shown

MEN

3 **Saint Augustine's** ▼ **2**
Central Intercollegiate Athletic Association

Event	Scrd As	Athlete	Yr	Scored Mark	Date	Pl. Pts.	Bonus	TOTAL	
Scored bests come from CURRENT season									
▶ 400m	14	Kelly FISHER	JR	47.52	3/25/11	3	0.44	3.44	
▶ H110	15	Gerkenz SENESCA	JR	14.48	3/17/11	2.5	0.30	2.80	
▶ HJ	16	Eddie SHELTON	FR	2.05m	6-8½	3/17/11	2	0.20	2.20
▶ LJ	29	DeJon WILKINSON	FR	7.21m	23-8	3/17/11	0.25	0.00	0.25
▶ TJ	21	DeJon WILKINSON	FR	14.64m	48-½	3/17/11	0.7	0.10	0.80
Scored bests come from PRE-SEASON DATA									
▶ 100m	17	Sean STUART	SO	10.54w	4/16/10	1.5	0.43	1.93	
▶ 100m	19	Ramon GITTENS	SR	10.55w	4/16/10	0.9	0.37	1.27	
▶ 100m	26	Kelly FISHER	JR	10.61w	4/16/10	0.4	0.11	0.51	
▶ 200m	9	Ramon GITTENS	SR	21.18	4/29/10	7	0.74	7.74	
▶ 200m	13	Antonio ABNEY	SR	21.23	4/29/10	3.5	0.58	4.08	
▶ 200m	24	Kelly FISHER	JR	21.39	4/29/10	0.5	0.15	0.65	
▶ 400m	3	Antonio ABNEY	SR	45.98	5/29/10	16	2.35	18.35	
▶ H110	2	Jason BOYD	JR	13.93	4/16/10	18	3.01	21.01	
▶ H110	11	Ronnie GRIFFITH	JR	14.36	5/8/10	5	0.74	5.74	
▶ H400	15	Karym GREAVES	JR	52.93	5/8/10	2.5	0.24	2.74	
▶ H400	29	Jason BOYD	JR	53.69	3/18/10	0.25	0.00	0.25	
▶ 4x100	1			39.75	5/29/10	20	3.61	23.61	
▶ 4x400	1			3:04.95	5/29/10	20	3.71	23.71	
▶ HJ	1	Christopher COPELAND	JR	2.19m	7-2¼	5/29/10	20	2.84	22.84
▶ LJ	10	Orolando DUFFUS	SR	7.48m	24-6½	5/29/10	6	0.68	6.68
▶ TJ	8	Orolando DUFFUS	SR	15.37m	50-5¼	4/2/10	8	0.92	8.92
Team Total								159.52	

4 **Angelo State** ▲ **5**
Lone Star Conference

Event	Scrd As	Athlete	Yr	Scored Mark	Date	Pl. Pts.	Bonus	TOTAL	
Scored bests come from CURRENT season									
▶ PV	14	Hewitt HOLMES	SO	4.89m	16-½	3/10/11	3	0.37	3.37
▶ LJ	8	Trevor ROGERS	JR	7.53m	24-8½	3/19/11	8	0.95	8.95
▶ TJ	9	Mark SLONE	SO	15.35mw	50-4¼	3/26/11	7	0.88	7.88
▶ DISC	8	Wade GOODE	SR	53.22m	174-7	3/26/11	8	0.64	8.64
▶ DEC	12	Hewitt HOLMES	SO	6,406		3/24/11	4	0.46	4.46
Scored bests come from PRE-SEASON DATA									
▶ 100m	6	Nick SMITH	JR	10.45	4/8/10	10	1.09	11.09	
▶ 100m	32	Ryan ADKINS	SR	10.64w	4/8/10	0.12	0.02	0.14	
▶ 200m	15	Nick SMITH	JR	21.25w	4/8/10	2.5	0.52	3.02	
▶ 400m	8	Isidro GARCIA	SO	47.05	4/8/10	8	0.93	8.93	
▶ H400	8	Brian HOLIK	SR	52.30	5/27/10	8	0.69	8.69	
▶ H400	22	Jeffrey JONES	SO	53.43	5/7/10	0.6	0.06	0.66	
▶ H400	33	Phillip GONZALEZ	SR	53.90	5/7/10	0.08	0.00	0.08	
▶ 4x100	5			40.63	5/7/10	12	1.16	13.16	
▶ 4x400	3			3:06.44	5/29/10	16	2.87	18.87	
▶ HJ	3	Vondrell HARRIS		2.16m	7-1	4/10/10	16	1.98	17.98
▶ HJ	28	Ryan ADKINS	SR	2.02m	6-7½	2/27/10	0.3	0.00	0.30
▶ PV	9	Jacob MCDONALD	JR	4.96m	16-3¼	5/7/10	7	0.82	7.82
▶ PV	17	Raymond ORLANDO	SR	4.85m	15-11	4/8/10	1.5	0.20	1.70
▶ PV	23	Andrew ALLISON	SR	4.81m	15-9½	5/7/10	0.55	0.04	0.59
▶ TJ	7	Vondrell HARRIS		15.38m	50-5¼	3/27/10	9	0.93	9.93
▶ JAV	6	Raymond ORLANDO	SR	66.54m	218-3	3/26/10	10	1.68	11.68
▶ JAV	8	Jacob MCDONALD	JR	64.32m	211-0	4/8/10	8	0.88	8.88
Team Total								156.82	

"Scrd As", short for "Scored As", Standing used for place points portion of performance's score combining preseason data (when applied) to current season data

Numbers in BLACK are both the performance's actual NCAA rank AND "scored as" rank Numbers in RED indicate actual NCAA rank does not exist or is worse than "scored as" rank Numbers in BLUE indicate actual NCAA rank is better than "scored as" rank

USTFCCCA Non-Member

Non-Member Schools Will NOT be ranked, beginning Week 2



2011 Outdoor Track & Field, Preseason

D denotes multiple-event rule in affect
Only those who score >0.01 pts are shown

MEN

5



Central Missouri

2

Mid-America Intercollegiate Athletics Association

Event	Scrd As	Athlete	Yr	Scored Mark	Date	Pl. Pts.	Bonus	TOTAL
Scored bests come from CURRENT season								
▶ DEC	1	Brent VOGEL	JR	7,238	3/24/11	20	4.27	24.27
▶ DEC	5	Shawn BOSS	JR	6,633	3/24/11	12	1.27	13.27
▶ DEC	7	Carl MCCARGO	SO	6,624	3/24/11	9	1.24	10.24
Scored bests come from PRE-SEASON DATA								
▶ 400m	23	Darius WALKER	JR	48.14	5/8/10	0.55	0.11	0.66
▶ H110	20	Darius WALKER	JR	14.56	5/8/10	0.8	0.16	0.96
▶ H400	4	Anthony COOPER	SR	51.41	5/29/10	14	1.38	15.38
▶ H400	17	Darius WALKER	JR	53.03	5/8/10	1.5	0.21	1.71
▶ 4x100	14			41.03	5/8/10	3	0.40	3.40
▶ 4x400	7			3:10.43	5/29/10	9	1.08	10.08
▶ HJ	11	Chris MILLENTREE	SR	2.09m	6-10½ 5/8/10	5	0.60	5.60
▶ LJ	23	Darius WALKER	JR	7.27mw	23-10¾ 5/8/10	0.55	0.06	0.61
▶ SP	5	Drew FRIZZELL	SR	17.93m	58-10 5/29/10	12	1.27	13.27
▶ SP	33	Tyler WERLE	JR	15.77m	51-9 4/17/10	0.08	0.00	0.08
▶ DISC	16	Drew FRIZZELL	SR	51.79m	169-11 5/8/10	2	0.21	2.21
▶ HT	1	Drew FRIZZELL	SR	66.87m	219-4 5/8/10	20	4.51	24.51
▶ HT	35	Justen SHACKELFORD	SR	53.30m	174-10 5/8/10	0.02	0.00	0.02
▶ DEC	2	Darius WALKER	JR	7,222	5/29/10	18	4.19	22.19
Team Total								148.46

6



Ashland

unch

Great Lakes Intercollegiate Athletic Conference

Event	Scrd As	Athlete	Yr	Scored Mark	Date	Pl. Pts.	Bonus	TOTAL
Scored bests come from CURRENT season								
▶ SP	1	Kurt ROBERTS	SR	19.40m	63-7¾ 3/26/11	20	3.82	23.82
▶ HT	9	Chase SNIADDECKI	SR	59.32m	194-7 3/26/11	7	0.75	7.75
▶ HT	22	Cory MEULEMAN	JR	55.85m	183-3 3/26/11	0.6	0.00	0.60
▶ HT	28	Richard QUICK	SO	54.97m	180-4 3/26/11	0.3	0.00	0.30
▶ JAV	17	Tyler KREIM	JR	60.89m	199-9 3/26/11	1.5	0.13	1.63
Scored bests come from PRE-SEASON DATA								
▶ 400m	6	Cory LAMAR	SO	46.94	4/23/10	10	1.05	11.05
▶ 800m	22	Tom SCOTT	SO	1:52.57	5/5/10	0.6	0.25	0.85
▶ 1500m	35	Matt STRATMAN	JR	3:54.43	5/14/10	0.02	0.00	0.02
▶ 10k	27	Cameron JOHNSON	JR	30:36.14	4/22/10	0.35	0.00	0.35
▶ H110	35	Alan DUNSON	SR	14.82	4/23/10	0.02	0.00	0.02
▶ H400	10	Cyrus GRANGER	JR	52.46	5/27/10	6	0.56	6.56
▶ H400	16	Alan DUNSON	SR	53.00	5/5/10	2	0.22	2.22
▶ 4x100	18			41.08	5/14/10	1	0.32	1.32
▶ 4x400	4			3:07.13	5/29/10	14	2.49	16.49
▶ PV	31	Robert ROBINSON	JR	4.63m	15-2¾ 4/9/10	0.16	0.00	0.16
▶ SP	6	DJ DUKE	SO	17.91m	58-9¾ 5/29/10	10	1.25	11.25
▶ SP	30	Craig CALL	JR	16.06m	52-8¾ 4/9/10	0.2	0.00	0.20
▶ DISC	15	Cory MEULEMAN	JR	52.18m	171-2 4/9/10	2.5	0.30	2.80
▶ DISC	25	Chase SNIADDECKI	SR	50.48m	165-7 5/5/10	0.45	0.00	0.45
▶ HT	2	Ryan LOUGHNEY	JR	66.60m	218-6 5/29/10	18	4.35	22.35
▶ HT	3	Mike JEFFERY	SR	63.05m	206-10 3/27/10	16	2.33	18.33
▶ HT	14	Craig CALL	JR	57.24m	187-9 5/12/10	3	0.26	3.26
Team Total								131.78

"Scrd As", short for "Scored As", Standing used for place points portion of performance's score combining preseason data (when applied) to current season data

Numbers in BLACK are both the performance's actual NCAA rank AND "scored as" rank Numbers in RED indicate actual NCAA rank does not exist or is worse than "scored as" rank Numbers in BLUE indicate actual NCAA rank is better than "scored as" rank

USTFCCCA Non-Member

Non-Member Schools Will NOT be ranked, beginning Week 2



USTFCCCA NCAA Division II National Team Rankings

2011 Outdoor Track & Field, Preseason

as of 3/29/2011 12:36:15 PM

D denotes multiple-event rule in affect
Only those who score >0.01 pts are shown

MEN

7



Johnson C. Smith

▲ 4

Central Intercollegiate Athletic Association

Event	Scrd As	Athlete	Yr	Scored Mark	Date	Pl. Pts.	Bonus	TOTAL
Scored bests come from CURRENT season								
▶ 100m	32	Gabriel FRANKLIN	FR	10.64w	3/17/11	0.12	0.02	0.14
▶ 200m	1	Leford GREEN	SR	20.61	3/17/11	20	3.26	23.26
▶ 400m	5	Winston BROWN	SO	46.92	3/17/11	12	1.07	13.07
▶ H110	14	Rolston GABRIEL	SO	14.44	3/17/11	3	0.44	3.44
▶ 4x100	28	Franklin, Green, Brown, Lipscomb		41.38	3/17/11	0.3	0.00	0.30
▶ TJ	25	Horane HOLGATE	FR	14.53m 47-8	3/17/11	0.45	0.00	0.45
▶ DISC	31	Randale WATSON	FR	49.51m 162-5	3/17/11	0.16	0.00	0.16
Scored bests come from PRE-SEASON DATA								
▶ 400m	1	Leford GREEN	SR	45.68	5/29/10	D 20	2.85	4.85
▶ 400m	2	Akino MING	SO	45.93	5/27/10	18	2.44	20.44
▶ H110	6	Andre COLLINS	JR	14.30	4/16/10	10	0.96	10.96
▶ H400	1	Leford GREEN	SR	48.67	5/29/10	20	4.35	24.35
▶ 4x400	2			3:06.16	5/14/10	18	3.03	21.03
Team Total								122.46

8



Cal State LA

▼ 2

California Collegiate Athletic Association

Event	Scrd As	Athlete	Yr	Scored Mark	Date	Pl. Pts.	Bonus	TOTAL
Scored bests come from CURRENT season								
▶ 100m	17	Giorgio BRYANT	JR	10.54w	3/26/11	1.5	0.43	1.93
▶ 200m	15	Giorgio BRYANT	JR	21.25w	3/26/11	2.5	0.52	3.02
▶ LJ	4	Giorgio BRYANT	JR	7.61mw 24-11½	3/26/11	14	1.36	15.36
▶ LJ	5	Josh COMO	SR	7.59m 24-11	3/26/11	12	1.26	13.26
▶ SP	12	Verlondon HARRIS	SR	17.23m 56-6½	3/12/11	4	0.65	4.65
▶ SP	22	Julius JOSEPH	JR	16.20m 53-1½	3/5/11	0.6	0.00	0.60
▶ DISC	13	Julius JOSEPH	JR	52.36m 171-9	3/12/11	3.5	0.34	3.84
▶ HT	24	Julius JOSEPH	JR	55.70m 182-9	3/26/11	0.5	0.00	0.50
Scored bests come from PRE-SEASON DATA								
▶ 100m	21	Dominic MCGIFFERT	SR	10.57	4/24/10	0.7	0.25	0.95
▶ 200m	6	Dominic MCGIFFERT	SR	21.13	4/24/10	10	0.96	10.96
▶ 400m	7	Dominic MCGIFFERT	SR	47.01	5/6/10	9	0.98	9.98
▶ 4x100	4			40.52	5/29/10	14	1.46	15.46
▶ 4x400	29			3:15.41	3/4/10	0.25	0.00	0.25
▶ PV	10	Jordan TYLER	JR	4.91m 16-1½	5/1/10	6	0.45	6.45
▶ LJ	26	Brandon DICKSON	JR	7.23m 23-8½	5/2/09	0.4	0.00	0.40
▶ TJ	1	Josh COMO	SR	16.64m 54-7½	4/15/10	20	3.90	23.90
▶ TJ	16	Dameion BERRY-SMITH	SO	14.72m 48-3½	3/12/10	2	0.17	2.17
▶ SP	13	Julies JOSEPH		17.05m 55-11½	3/28/10	3.5	0.54	4.04
▶ DEC	30	Michael ESQUIVEL	SR	6,022	3/18/10	0.2	0.00	0.20
Team Total								117.92

"Scrd As", short for "Scored As", Standing used for place points portion of performance's score combining preseason data (when applied) to current season data

Numbers in BLACK are both the performance's actual NCAA rank AND "scored as" rank Numbers in RED indicate actual NCAA rank does not exist or is worse than "scored as" rank Numbers in BLUE indicate actual NCAA rank is better than "scored as" rank

USTFCCCA Non-Member

Non-Member Schools Will NOT be ranked, beginning Week 2



USTFCCCA NCAA Division II National Team Rankings

2011 Outdoor Track & Field, Preseason

as of 3/29/2011 12:36:15 PM

D denotes multiple-event rule in affect
Only those who score >0.01 pts are shown

MEN

9 **Lincoln (Mo.)** ▼ **4**
Mid-America Intercollegiate Athletics Association

Event	Scrd As	Athlete	Yr	Scored Mark	Date	Pl. Pts.	Bonus	TOTAL
Scored bests come from PRE-SEASON DATA								
▶ 100m	2	Kimour BRUCE	SR	10.33	5/27/10	18	2.22	20.22
▶ 100m	7	Dwain BRYDEN	SR	10.46w	4/30/10	9	1.00	10.00
▶ 100m	23	Mandela CLIFFORD	JR	10.58	4/9/10	0.55	0.20	0.75
▶ 100m	28	Gavin TERRELONGE	SR	10.62	5/7/10	0.3	0.08	0.38
▶ 200m	17	Dwain BRYDEN	SR	21.27w	4/30/10	1.5	0.47	1.97
▶ 200m	19	Kimour BRUCE	SR	21.29w	4/30/10	0.9	0.41	1.31
▶ 200m	33	Mandela CLIFFORD	JR	21.52	4/9/10	0.08	0.00	0.08
▶ 400m	21	Steve BANTON	SR	47.94	4/30/10	0.7	0.21	0.91
▶ H110	15	Sabiel ANDERSON	JR	14.48	5/7/10	2.5	0.30	2.80
▶ H400	2	Steve BANTON	SR	49.35	5/29/10	18	3.48	21.48
▶ H400	3	Sabiel ANDERSON	JR	49.82	5/29/10	16	2.89	18.89
▶ 4x100	2			40.13	4/21/10	18	2.54	20.54
▶ 4x400	5			3:09.50	5/29/10	12	1.41	13.41
Team Total								112.73

10 **Alaska Anchorage** ▲ **4**
Great Northwest Athletic Conference

Event	Scrd As	Athlete	Yr	Scored Mark	Date	Pl. Pts.	Bonus	TOTAL
Scored bests come from CURRENT season								
▶ H400	13	Shaun WARD	JR	52.82	3/4/11	3.5	0.29	3.79
▶ LJ	2	David REGISTE	SR	7.89m	25-10% 3/4/11	18	3.50	21.50
▶ DISC	34	Gabe HOLLAND	FR	49.39m	162-0 3/12/11	0.04	0.00	0.04
Scored bests come from PRE-SEASON DATA								
▶ 400m	15	Ethan HEWITT	SO	47.62	3/12/10	2.5	0.38	2.88
▶ 800m	19	Alfred KANGOGO	JR	1:52.50	3/6/10	0.9	0.27	1.17
▶ 1500m	12	Alfred KANGOGO	JR	3:49.03	5/14/10	4	0.57	4.57
▶ 1500m	16	Marko CHESETO	SR	3:49.33	5/14/10	2	0.50	2.50
▶ 1500m	23	Micah CHELIMO	SO	3:51.91	5/14/10	0.55	0.00	0.55
▶ 5000m	5	Marko CHESETO	SR	13:58.85	5/8/10	12	1.69	13.69
▶ 5000m	15	Alfred KANGOGO	JR	14:17.74	3/12/10	D 2.5	0.38	2.38
▶ 10k	8	Marko CHESETO	SR	29:41.86	4/2/10	8	1.06	9.06
▶ 10k	28	Alfred KANGOGO	JR	30:39.05	4/2/10	0.3	0.00	0.30
▶ Steeple	1	Micah CHELIMO	SO	8:49.31	4/15/10	20	2.32	22.32
▶ Steeple	13	Alfred KANGOGO	JR	9:04.63	4/16/10	3.5	0.61	4.11
▶ 4x400	25			3:14.89	5/8/10	0.45	0.00	0.45
▶ LJ	3	Demetrius PRESTON	SR	7.70m	25-3% 5/29/10	16	2.03	18.03
Team Total								107.34

11 **Western State** ▲ **16**
Rocky Mountain Athletic Conference

Event	Scrd As	Athlete	Yr	Scored Mark	Date	Pl. Pts.	Bonus	TOTAL
Scored bests come from CURRENT season								
▶ H110	28	William CRANFORD	SO	14.63	3/18/11	0.3	0.03	0.33
Scored bests come from PRE-SEASON DATA								
▶ 200m	20	Nathan DORZWEILER		21.33	5/4/09	0.8	0.30	1.10
▶ 1500m	26	Tyler RASMUSSEN	SR	3:52.67	4/16/10	0.4	0.00	0.40
▶ 5000m	17	Loren AHONEN	SR	14:19.28	4/15/10	1.5	0.33	1.83
▶ 5000m	26	Sean BROWN	SR	14:30.82	3/26/10	0.4	0.00	0.40
▶ 10k	15	Sean BROWN	SR	29:59.04	4/15/10	2.5	0.51	3.01
▶ H400	19	Austin GOLLOBITH		53.18	4/19/09	0.9	0.15	1.05
▶ Steeple	2	Loren AHONEN	SR	8:49.69	4/15/10	18	2.27	20.27
▶ Steeple	8	Tyler RASMUSSEN	SR	9:01.05	5/27/10	8	0.91	8.91
▶ Steeple	10	David FLYNN	SO	9:01.57	4/15/10	6	0.87	6.87
▶ Steeple	15	Ryan HAEBE		9:07.10	#####	2.5	0.43	2.93
▶ Steeple	20	David GOODMAN		9:12.65	4/25/09	0.8	0.20	1.00
▶ HJ	2	Oliver HARSANYI		2.17m	7-1½ 5/5/09	18	2.27	20.27
▶ HJ	9	Jon SPRUILL		2.11m	6-11 #####	7	0.81	7.81
▶ TJ	12	Oliver HARSANYI		14.95m	49-¾ 5/4/09	4	0.39	4.39
▶ DISC	5	Ryan WALSTROM		56.17m	184-3 4/3/10	12	1.90	13.90
▶ DEC	8	Cody SANDERS	SR	6,449	4/15/10	8	0.62	8.62
Team Total								103.07

"Scrd As", short for "Scored As", Standing used for place points portion of performance's score combining preseason data (when applied) to current season data
Numbers in BLACK are both the performance's actual NCAA rank AND "scored as" rank Numbers in RED indicate actual NCAA rank does not exist or is worse than "scored as" rank Numbers in BLUE indicate actual NCAA rank is better than "scored as" rank

USTFCCCA Non-Member Non-Member Schools Will NOT be ranked, beginning Week 2



2011 Outdoor Track & Field, Preseason

D denotes multiple-event rule in affect
Only those who score >0.01 pts are shown

MEN

12		Pittsburg State	▼	3	Mid-America Intercollegiate Athletics Association				
Event	Scrd As	Athlete	Yr	Scored	Mark	Date	Pl. Pts.	Bonus	TOTAL
Scored bests come from CURRENT season									
▶ PV	5	Ethan HOBBS	SR	5.00m	16-4%	3/17/11	12	1.15	13.15
▶ HT	12	Gavin WUTHRICH	SR	58.40m	191-7	3/17/11	4	0.49	4.49
Scored bests come from PRE-SEASON DATA									
▶ 100m	30	Greg WRIGHT	JR	10.63		4/3/10	0.2	0.05	0.25
▶ 4x100	21			41.21		4/30/10	0.7	0.15	0.85
▶ 4x400	30			3:15.43		5/8/10	0.2	0.00	0.20
▶ HJ	23	Chase KEYSER	SO	2.03m	6-8	5/8/10	0.55	0.00	0.55
▶ PV	17	Collbie SNYDER	SO	4.85m	15-11	3/27/10	1.5	0.20	1.70
▶ LJ	14	Kiara JONES	SR	7.36mw	24-1%	4/10/10	3	0.30	3.30
▶ TJ	4	Kiara JONES	SR	15.90m	52-2	4/10/10	14	1.92	15.92
▶ TJ	13	Brett SIEGLE	SR	14.93mw	48-11%	4/10/10	3.5	0.37	3.87
▶ TJ	20	Alex KUHLMAN	SR	14.65m	48-¾	4/10/10	0.8	0.11	0.91
▶ SP	25	Jordan KARR	SR	16.17m	53-¾	5/8/10	0.45	0.00	0.45
▶ DISC	28	Jordan KARR	SR	50.06m	164-3	5/15/10	0.3	0.00	0.30
▶ JAV	1	Tyler DRAKE	SR	70.16m	230-2	4/14/10	20	3.41	23.41
▶ JAV	4	Mike BEELER	SR	68.24m	223-10	5/8/10	14	2.40	16.40
▶ DEC	13	Joe STEPHENS	SO	6,378		5/8/10	3.5	0.37	3.87
Team Total								89.64	

13		Grand Valley State	▲	10	Great Lakes Intercollegiate Athletic Conference					
Event	Scrd As	Athlete	Yr	Scored	Mark	Date	Pl. Pts.	Bonus	TOTAL	
Scored bests come from CURRENT season										
▶ 5000m	16	Tyler EMMOREY	SR	14:19.18		3/25/11	D	2	0.33	2.33
Scored bests come from PRE-SEASON DATA										
▶ 800m	10	John DYER	SO	1:51.56		5/29/10	6	0.66	6.66	
▶ 1500m	15	Tyler EMMOREY	SR	3:49.17		4/16/10	2.5	0.54	3.04	
▶ 1500m	29	Jeff NORDQUIST	JR	3:53.03		4/16/10	0.25	0.00	0.25	
▶ 5000m	28	Paul ZIELINSKI	JR	14:31.61		4/15/10	0.3	0.00	0.30	
▶ 5000m	31	Ryan TOTH	JR	14:35.32		4/15/10	0.16	0.00	0.16	
▶ 10k	5	Paul ZIELINSKI	JR	29:37.18		3/26/10	12	1.29	13.29	
▶ 10k	17	Anthony WITT	JR	30:07.25		4/15/10	1.5	0.36	1.86	
▶ 10k	25	Nathan KNISELY	JR	30:28.73		4/15/10	0.45	0.02	0.47	
▶ H110	26	Ryan BROWN	JR	14.61		5/5/10	0.4	0.07	0.47	
▶ Steeple	5	Tyler EMMOREY	SR	8:55.42		5/29/10	12	1.52	13.52	
▶ Steeple	12	Jeff NORDQUIST	JR	9:03.34		4/22/10	4	0.72	4.72	
▶ PV	8	Quinton DENNIS	SR	4.97m	16-3¾	5/5/10	8	0.90	8.90	
▶ SP	4	Matt ARMSTRONG	JR	18.05m	59-2¾	5/29/10	14	1.43	15.43	
▶ SP	11	Donny STIFFLER	SO	17.27m	56-8	4/30/10	5	0.67	5.67	
▶ DISC	20	Donny STIFFLER	SO	51.14m	167-9	4/24/10	0.8	0.07	0.87	
▶ HT	32	Clay LIPSKI	SR	54.83m	179-10	4/24/10	0.12	0.00	0.12	
Team Total								78.07		

"Scrd As", short for "Scored As", Standing used for place points portion of performance's score combining preseason data (when applied) to current season data

Numbers in BLACK are both the performance's actual NCAA rank AND "scored as" rank Numbers in RED indicate actual NCAA rank does not exist or is worse than "scored as" rank Numbers in BLUE indicate actual NCAA rank is better than "scored as" rank

USTFCCCA Non-Member

Non-Member Schools Will NOT be ranked, beginning Week 2



USTFCCCA NCAA Division II National Team Rankings

2011 Outdoor Track & Field, Preseason

as of 3/29/2011 12:36:15 PM

D denotes multiple-event rule in affect
Only those who score >0.01 pts are shown

MEN

14



Western Washington

Great Northwest Athletic Conference

▲ **4**

Event	Scrd As	Athlete	Yr	Scored Mark	Date	Pl. Pts.	Bonus	TOTAL	
Scored bests come from CURRENT season									
▶ 5000m	9	Jordan WELLING	SR	14:10.43	3/25/11	7	0.80	7.80	
▶ 10k	14	Bennett GRIMES	SR	29:54.94	3/25/11	3	0.64	3.64	
Scored bests come from PRE-SEASON DATA									
▶ 1500m	31	Bennett GRIMES	SR	3:53.86	5/14/10	0.16	0.00	0.16	
▶ 5000m	24	Bennett GRIMES	SR	14:30.50	4/30/10	0.5	0.00	0.50	
▶ 10k	9	Jordan WELLING	SR	29:45.92	4/15/10	7	0.93	7.93	
▶ 10k	19	Blake MEDHAUG	SR	30:14.91	4/15/10	0.9	0.24	1.14	
▶ HJ	35	Keefe BROCKMAN	JR	2.00m	6-6½	5/14/10	0.02	0.00	0.02
▶ PV	1	Ryan BROWN	SR	5.40m	17-8½	5/29/10	20	6.03	26.03
▶ SP	26	Ben ELDER	SR	16.14m	52-11½	5/14/10	0.4	0.00	0.40
▶ DISC	18	Ben ELDER	SR	51.32m	168-4	4/9/10	1	0.11	1.11
▶ DISC	29	Michael HOFFMAN	SR	49.92m	163-9	4/30/10	0.25	0.00	0.25
▶ HT	8	Michael HOFFMAN	SR	59.50m	195-2	5/14/10	8	0.82	8.82
▶ JAV	9	Alex HARRISON	SR	63.52m	208-4	5/14/10	7	0.62	7.62
▶ DEC	6	Alex HARRISON	SR	6,625	4/14/10	10	1.25	11.25	
Team Total								76.67	

15



Chico State

California Collegiate Athletic Association

▼ **7**

Event	Scrd As	Athlete	Yr	Scored Mark	Date	Pl. Pts.	Bonus	TOTAL	
Scored bests come from CURRENT season									
▶ 5000m	21	Anthony COSTALES	SO	14:27.68	3/25/11	0.7	0.07	0.77	
▶ 5000m	25	Julian SPENCE	JR	14:30.61	3/25/11	0.45	0.00	0.45	
▶ 5000m	32	Adrian SHERROD	SO	14:35.39	3/25/11	0.12	0.00	0.12	
▶ 10k	4	Isaac CHAVEZ	FR	29:30.06	3/25/11	14	1.64	15.64	
▶ JAV	27	Talor FULFER	SR	59.11m	193-11	2/26/11	0.35	0.00	0.35
▶ DEC	17	Michael BEEMAN	JR	6,235	3/3/11	1.5	0.11	1.61	
▶ DEC	25	Jon-Michael DELIMA	JR	6,085	3/3/11	0.45	0.00	0.45	
Scored bests come from PRE-SEASON DATA									
▶ 800m	12	Clinton HAYES	SR	1:51.90	4/9/10	4	0.49	4.49	
▶ 800m	31	Manny MEJIA	SR	1:53.05	3/20/10	0.16	0.14	0.30	
▶ 1500m	20	Manny MEJIA	SR	3:50.42	5/1/10	0.8	0.23	1.03	
▶ 5000m	20	Brent HANDA	SR	14:26.27	3/26/10	0.8	0.11	0.91	
▶ 10k	23	Brent HANDA	SR	30:28.27	4/15/10	0.55	0.03	0.58	
▶ 10k	24	Joey KOCHLACS	JR	30:28.47	4/15/10	0.5	0.03	0.53	
▶ H400	32	Jerome KENDRICKS	SR	53.87	5/14/10	0.12	0.00	0.12	
▶ Steeple	17	Miles DUNBAR	JR	9:09.65	5/6/10	1.5	0.32	1.82	
▶ HT	20	Eric WRIGHT	SR	56.06m	183-11	5/6/10	0.8	0.02	0.82
▶ DEC	3	Talor FULFER	SR	6,802	5/6/10	16	1.99	17.99	
▶ DEC	4	J. Patrick SMITH	SO	6,668	5/6/10	14	1.40	15.40	
▶ DEC	24	John BRUNK	SO	6,090	5/6/10	0.5	0.00	0.50	
Team Total								63.88	

"Scrd As", short for "Scored As", Standing used for place points portion of performance's score combining preseason data (when applied) to current season data

Numbers in BLACK are both the performance's actual NCAA rank AND "scored as" rank Numbers in RED indicate actual NCAA rank does not exist or is worse than "scored as" rank Numbers in BLUE indicate actual NCAA rank is better than "scored as" rank

USTFCCCA Non-Member

Non-Member Schools Will NOT be ranked, beginning Week 2



2011 Outdoor Track & Field, Preseason

D denotes multiple-event rule in affect
Only those who score >0.01 pts are shown

MEN

16



Colorado Mines

Rocky Mountain Athletic Conference

▼ 4

Event	Scrd As	Athlete	Yr	Scored Mark	Date	Pl. Pts.	Bonus	TOTAL	
Scored bests come from CURRENT season									
DISC	26	Heath BUTLER	SR	50.39m	165-4	3/25/11	0.4	0.00	0.40
Scored bests come from PRE-SEASON DATA									
800m	7	Ryan HANLEY	SO	1:50.92		5/29/10	9	1.11	10.11
800m	27	Mack MCLAIN	JR	1:52.85		4/10/10	0.35	0.19	0.54
800m	34	Ben ZYWICKI	SR	1:53.12		4/30/10	0.04	0.12	0.16
800m	40	Ryan CRISP	JR	1:53.48		5/9/10		0.03	0.03
1500m	3	Mack MCLAIN	JR	3:44.70		5/27/10	16	1.95	17.95
1500m	8	Russell DRUMMOND	SO	3:48.51		4/30/10	8	0.70	8.70
1500m	10	Ben ZYWICKI	SR	3:48.68		5/9/10	6	0.66	6.66
5000m	10	Ben ZYWICKI	SR	14:10.95		4/15/10	6	0.77	6.77
5000m	14	Mack MCLAIN	JR	14:16.58		4/15/10	3	0.42	3.42
5000m	34	Aaron SWIFT	SR	14:35.57		5/9/10	0.04	0.00	0.04
10k	20	Ben ZYWICKI	SR	30:15.34		3/28/10	0.8	0.23	1.03
10k	21	Aaron SWIFT	SR	30:18.66		4/15/10	0.7	0.18	0.88
Steeple	11	Tyler CURTIS	SO	9:03.25		4/16/10	5	0.73	5.73
Team Total								62.41	

17



Texas A&M-Kingsville

Lone Star Conference

▲ 29

Event	Scrd As	Athlete	Yr	Scored Mark	Date	Pl. Pts.	Bonus	TOTAL	
Scored bests come from CURRENT season									
100m	10	Tim PRICE	FR	10.51		3/19/11	6	0.62	6.62
H400	7	Sergio RIOS	SO	52.18		3/25/11	9	0.78	9.78
Scored bests come from PRE-SEASON DATA									
100m	4	Tommy SINGLETARY	SO	10.41		5/13/10	14	1.47	15.47
200m	21	Tommy SINGLETARY	SO	21.35w		5/7/10	0.7	0.24	0.94
200m	23	Jonathan WOODSON	SO	21.38w		5/7/10	0.55	0.16	0.71
4x100	9			40.76		5/7/10	7	0.89	7.89
4x400	19			3:13.94		4/8/10	0.9	0.00	0.90
HJ	21	Trent HESSELTINE	JR	2.04m	6-8½	4/8/10	0.7	0.10	0.80
LJ	9	Connell DAVIS	SR	7.51m	24-7½	5/7/10	7	0.84	7.84
LJ	19	CJ GRIGGS	SO	7.31mw	23-11½	4/8/10	0.9	0.17	1.07
LJ	24	Isaiah GLOVER	SO	7.26m	23-10	5/13/10	0.5	0.04	0.54
TJ	10	CJ GRIGGS	SO	15.16m	49-9	5/29/10	6	0.58	6.58
TJ	15	Isaiah GLOVER	SO	14.74m	48-4½	4/8/10	2.5	0.19	2.69
TJ	24	Micah FRANKS	JR	14.59m	47-10½	4/17/10	0.5	0.05	0.55
Team Total								62.38	

18



UPR Rio Piedras

Liga Atlética Interuniversitaria de Puerto Rico

Event	Scrd As	Athlete	Yr	Scored Mark	Date	Pl. Pts.	Bonus	TOTAL	
Scored bests come from CURRENT season									
100m	10	Carlos G. RODRIGUEZ LLANOS	FR	10.51		3/19/11	6	0.62	6.62
100m	24	Marcos AMALBERT BIRRIEL	SR	10.59		2/19/11	0.5	0.17	0.67
200m	4	Carlos G. RODRIGUEZ LLANOS	FR	21.06		3/19/11	14	1.26	15.26
HJ	5	Joel CASTRO RIVERA	SO	2.15m	7-½	3/19/11	12	1.69	13.69
PV	3	Yeisel CINTRON GONZALEZ	SR	5.05m	16-6½	3/19/11	16	1.76	17.76
JAV	12	Juan J. AYALA RIVERA	SR	61.68m	202-4	3/5/11	4	0.28	4.28
JAV	22	Manuel PASTRANA ARROYO	FR	59.93m	196-7	3/5/11	0.6	0.00	0.60
Team Total								58.88	

19



Fort Hays State

Mid-America Intercollegiate Athletics Association

Event	Scrd As	Athlete	Yr	Scored Mark	Date	Pl. Pts.	Bonus	TOTAL	
Scored bests come from CURRENT season									
SP	8	Max ALONSO	JR	17.79m	58-4½	3/25/11	8	1.10	9.10
DISC	2	Max ALONSO	JR	57.05m	187-2	3/25/11	18	2.40	20.40
Scored bests come from PRE-SEASON DATA									
PV	26	Ramin ZANGENEH	SR	4.72m	15-5½	3/26/10	0.4	0.00	0.40
SP	21	Mitch SAHLFELD	SR	16.28m	53-5	5/8/10	0.7	0.05	0.75
DISC	14	Mitch SAHLFELD	SR	52.22m	171-4	5/8/10	3	0.31	3.31
HT	5	Mitch SAHLFELD	SR	60.23m	197-7	5/1/10	12	1.11	13.11
HT	10	Tim MCELROY	SR	58.89m	193-2	4/24/10	6	0.59	6.59
JAV	28	Blake PHILLIPS	SO	58.81m	192-11	5/8/10	0.3	0.00	0.30
Team Total								53.97	

"Scrd As", short for "Scored As", Standing used for place points portion of performance's score combining preseason data (when applied) to current season data

Numbers in BLACK are both the performance's actual NCAA rank AND "scored as" rank Numbers in RED indicate actual NCAA rank does not exist or is worse than "scored as" rank Numbers in BLUE indicate actual NCAA rank is better than "scored as" rank

USTFCCCA Non-Member

Non-Member Schools Will NOT be ranked, beginning Week 2



USTFCCCA NCAA Division II National Team Rankings

2011 Outdoor Track & Field, Preseason

as of 3/29/2011 12:36:16 PM

D denotes multiple-event rule in affect
Only those who score >0.01 pts are shown

MEN

20



Southern Connecticut ▲32

Northeast-10 Conference

Event	Scrd As	Athlete	Yr	Scored Mark	Date	Pl. Pts.	Bonus	TOTAL	
Scored bests come from CURRENT season									
▶ HT	26	Arthur GUERRA	FR	55.32m	181-6	3/25/11	0.4	0.00	0.40
Scored bests come from PRE-SEASON DATA									
▶ 400m	31	Selasi LUMAX	JR	48.25		4/17/10	0.16	0.05	0.21
▶ 800m	3	Selasi LUMAX	JR	1:50.34		4/10/10	16	1.54	17.54
▶ 800m	4	Corey DE LA CRUZ		1:50.46		5/24/08	14	1.45	15.45
▶ 800m	36	Josh PERRY		1:53.24		5/1/10	0.09	0.09	0.09
▶ Steeple	16	Joseph POULSEN	SR	9:08.90		5/14/10	2	0.36	2.36
▶ 4x400	6			3:09.93		5/14/10	10	1.26	11.26
▶ HJ	35	Jared DIXON	SR	2.00m	6-6½	4/2/10	0.02	0.00	0.02
▶ PV	11	Patrick WASZCZAK	SR	4.90m	16-¾	4/10/10	5	0.41	5.41
▶ PV	31	Jonathan GALLI	JR	4.63m	15-2¼	5/15/10	0.16	0.00	0.16
Team Total								52.90	

21



Augustana (S.D.) ▲12

Northern Sun Intercollegiate Conference

Event	Scrd As	Athlete	Yr	Scored Mark	Date	Pl. Pts.	Bonus	TOTAL	
Scored bests come from CURRENT season									
▶ H110	24	Diego OQUENDO	SO	14.60		3/25/11	0.5	0.08	0.58
Scored bests come from PRE-SEASON DATA									
▶ 800m	1	Aduo OMOT	SO	1:49.46		5/14/10	20	2.21	22.21
▶ Steeple	3	Tom KARBO	JR	8:53.09		5/29/10	16	1.82	17.82
▶ Steeple	6	Travis BENIAK	JR	8:58.77		5/27/10	10	1.11	11.11
Team Total								51.73	

22



UF Findlay ▼7

Great Lakes Intercollegiate Athletic Conference

Event	Scrd As	Athlete	Yr	Scored Mark	Date	Pl. Pts.	Bonus	TOTAL	
Scored bests come from CURRENT season									
▶ 400m	13	John GUAGENTI	SO	47.48		3/18/11	3.5	0.48	3.98
▶ PV	34	Chris EHRMAN	SR	4.60m	15-1	3/18/11	0.04	0.00	0.04
▶ SP	15	Nathaniel KURTZ	SR	16.78m	55-¾	3/18/11	2.5	0.37	2.87
Scored bests come from PRE-SEASON DATA									
▶ 100m	8	Lyndon JOHNSON	JR	10.47		4/30/10	8	0.91	8.91
▶ 200m	8	Lyndon JOHNSON	JR	21.16		4/30/10	8	0.83	8.83
▶ 400m	10	Curtis SMITHEY	JR	47.18		4/30/10	6	0.79	6.79
▶ 4x400	9			3:11.50		5/29/10	7	0.70	7.70
▶ HJ	10	Cory VALES	JR	2.10m	6-10½	5/12/10	6	0.70	6.70
▶ PV	33	Shane SHOCKEY	SR	4.61m	15-1½	4/23/10	0.08	0.00	0.08
▶ SP	32	Darren BASS	SO	15.99m	52-5½	4/30/10	0.12	0.00	0.12
▶ DISC	24	Nathaniel KURTZ	SR	50.74m	166-5	5/13/10	0.5	0.00	0.50
▶ HT	23	Nathaniel KURTZ	SR	55.79m	183-0	4/23/10	0.55	0.00	0.55
▶ JAV	16	Cody CROCKETT	JR	61.22m	200-10	5/13/10	2	0.20	2.20
Team Total								49.25	

23



Neb.-Kearney ▲4

Rocky Mountain Athletic Conference

Event	Scrd As	Athlete	Yr	Scored Mark	Date	Pl. Pts.	Bonus	TOTAL	
Scored bests come from CURRENT season									
▶ DISC	19	Drew ONNEN	SR	51.31m	168-4	3/25/11	0.9	0.11	1.01
Scored bests come from PRE-SEASON DATA									
▶ 400m	24	Alex PAUL	JR	48.15		4/30/10	0.5	0.10	0.60
▶ H110	28	Allen OSBORN	JR	14.63		5/14/10	0.3	0.03	0.33
▶ H400	35	Nathan ROGERS	JR	53.91		4/3/10	0.02	0.00	0.02
▶ Steeple	28	Thomas NEEMANN	SR	9:17.58		5/14/10	0.3	0.00	0.30
▶ TJ	10	Marty MOLINA	SO	15.16mw	49-9	5/9/10	6	0.58	6.58
▶ SP	2	Dane TOBEY	SR	19.08m	62-7¼	5/29/10	18	3.25	21.25
▶ DISC	3	Dane TOBEY	SR	56.96m	186-10	4/30/10	16	2.35	18.35
▶ DISC	27	Kyle GLIDDEN	JR	50.24m	164-10	4/24/10	0.35	0.00	0.35
▶ DEC	33	Bryson MAHLBERG	JR	5,923		5/9/10	0.08	0.00	0.08
Team Total								48.88	

"Scrd As", short for "Scored As", Standing used for place points portion of performance's score combining preseason data (when applied) to current season data

Numbers in BLACK are both the performance's actual NCAA rank AND "scored as" rank Numbers in RED indicate actual NCAA rank does not exist or is worse than "scored as" rank Numbers in BLUE indicate actual NCAA rank is better than "scored as" rank

USTFCCCA Non-Member

Non-Member Schools Will NOT be ranked, beginning Week 2



USTFCCCA NCAA Division II National Team Rankings

2011 Outdoor Track & Field, Preseason

as of 3/29/2011 12:36:16 PM

D denotes multiple-event rule in affect
Only those who score >0.01 pts are shown

MEN

24



UNC Pembroke

Peach Belt Conference

Event	Scrd As	Athlete	Yr	Scored Mark	Date	Pl. Pts.	Bonus	TOTAL
Scored bests come from CURRENT season								
▶ 100m	5	Maurice EUBANKS	SR	10.42	3/12/11	12	1.37	13.37
▶ 200m	5	Maurice EUBANKS	SR	21.11w	3/12/11	12	1.04	13.04
Scored bests come from PRE-SEASON DATA								
▶ 200m	3	Karlos JORDAN	SR	20.98	5/16/10	16	1.61	17.61
▶ 5000m	27	Pardon NDHLOVU	SO	14:31.41	3/18/10	0.35	0.00	0.35
▶ 4x100	13			41.02	4/17/10	3.5	0.42	3.92
Team Total								48.30

25



Indianapolis

Great Lakes Valley Conference

▲ 17

Event	Scrd As	Athlete	Yr	Scored Mark	Date	Pl. Pts.	Bonus	TOTAL	
Scored bests come from CURRENT season									
▶ HT	13	Matt ROYER	JR	58.00m	190-3	3/26/11	3.5	0.41	3.91
Scored bests come from PRE-SEASON DATA									
▶ H400	26	Jermel KINDRED	SO	53.58		4/24/10	0.4	0.00	0.40
▶ 4x100	11			40.95		4/9/10	5	0.55	5.55
▶ 4x400	8			3:11.10		5/29/10	8	0.84	8.84
▶ PV	29	Jacob ALDRICH	SO	4.66m	15-3½	5/7/10	0.25	0.00	0.25
▶ LJ	13	Randall HUDI	JR	7.37m	24-2¼	5/14/10	3.5	0.33	3.83
▶ LJ	26	Jerel FLOURNOY	JR	7.23m	23-8¾	4/9/10	0.4	0.00	0.40
▶ SP	27	Shane WYANT	SO	16.12m	52-10¾	3/20/10	0.35	0.00	0.35
▶ HT	4	Craig MYERS	SR	60.25m	197-8	4/2/10	14	1.12	15.12
▶ JAV	10	Seth GALLOWAY	SR	63.23m	207-5	3/27/10	6	0.57	6.57
Team Total								45.21	

26



Southern Indiana

Great Lakes Valley Conference

Event	Scrd As	Athlete	Yr	Scored Mark	Date	Pl. Pts.	Bonus	TOTAL
Scored bests come from CURRENT season								
▶ 5000m	11	Dustin EMERICK	JR	14:11.55	3/25/11	5	0.73	5.73
Scored bests come from PRE-SEASON DATA								
▶ 800m	42	Tyler PENNEL		1:53.52	4/25/09		0.02	0.02
▶ 1500m	21	Tyler PENNEL	JR	3:51.20	4/18/09	0.7	0.09	0.79
▶ 5000m	3	Tyler PENNEL	JR	13:54.61	4/18/09	16	2.11	18.11
▶ 10k	10	Dustin EMERICK	JR	29:49.16	4/15/10	6	0.82	6.82
▶ 10k	34	Andrew DIXON	JR	30:45.18	5/13/10	0.04	0.00	0.04
▶ Steeple	7	Michael JORDAN	SO	9:00.21	5/14/10	9	0.98	9.98
▶ Steeple	22	Michael CALLISON	SO	9:12.93	5/14/10	0.6	0.19	0.79
Team Total								42.28

27



UPR Mayaguez

Liga Atlética Interuniversitaria de Puerto Rico

Event	Scrd As	Athlete	Yr	Scored Mark	Date	Pl. Pts.	Bonus	TOTAL	
Scored bests come from CURRENT season									
▶ 4x100	16	Martínez, De León, Cruz, González		41.07	3/5/11	2	0.33	2.33	
▶ JAV	7	Lenny RIVERA	SO	65.47m	214-9	3/19/11	9	1.30	10.30
Scored bests come from PRE-SEASON DATA									
▶ 200m	7	Luis GONZALEZ	SR	21.14	4/16/10	9	0.91	9.91	
▶ JAV	3	Felipe ORTIZ	SR	68.27m	223-11	4/16/10	16	2.42	18.42
Team Total								40.96	

"Scrd As", short for "Scored As", Standing used for place points portion of performance's score combining preseason data (when applied) to current season data

Numbers in BLACK are both the performance's actual NCAA rank AND "scored as" rank Numbers in RED indicate actual NCAA rank does not exist or is worse than "scored as" rank Numbers in BLUE indicate actual NCAA rank is better than "scored as" rank

USTFCCCA Non-Member

Non-Member Schools Will NOT be ranked, beginning Week 2



MEN

28



Harding

Gulf South Conference

▼ 10

Event	Scrd As	Athlete	Yr	Scored Mark	Date	Pl. Pts.	Bonus	TOTAL
Scored bests come from CURRENT season								
▶ Steeple	23	Wojciech KOPEC	Se	9:13.08	3/18/11	0.55	0.18	0.73
Scored bests come from PRE-SEASON DATA								
▶ 800m	25	Daniel KIRWA	SR	1:52.73	4/3/10	0.45	0.21	0.66
▶ 5000m	6	Daniel KIRWA	SR	13:58.86	5/14/10	10	1.69	11.69
▶ 5000m	19	Philip BIWOTT	JR	14:24.85	5/29/10	0.9	0.16	1.06
▶ 10k	3	Daniel KIRWA	SR	29:24.09	4/15/10	16	1.93	17.93
▶ 10k	13	Philip BIWOTT	JR	29:54.02	4/15/10	3.5	0.67	4.17
▶ 4x400	18			3:13.85	5/1/10	1	0.02	1.02
Team Total						37.26		

29



Morehouse

Southern Intercollegiate Athletic Conference

▲ 4

Event	Scrd As	Athlete	Yr	Scored Mark	Date	Pl. Pts.	Bonus	TOTAL	
Scored bests come from CURRENT season									
▶ 100m	15	Courtland WALLS	SO	10.53	3/23/11	2.5	0.49	2.99	
▶ 4x100	29	Bland, Derizzio, Gaines, Walls		41.45	3/17/11	0.25	0.00	0.25	
▶ DISC	10	Turner COGGINS	SR	52.69m	172-10	2/26/11	6	0.41	6.41
Scored bests come from PRE-SEASON DATA									
▶ 100m	3	Lemario BLAND	SR	10.38	5/27/10	16	1.75	17.75	
▶ 800m	16	Dreyfus CLEMONS	SR	1:52.15	5/8/10	2	0.37	2.37	
▶ 800m	21	Jeremy TINSLEY	SR	1:52.53	5/14/10	0.7	0.26	0.96	
▶ H400	25	Tony REYNOLDS	JR	53.54	5/8/10	0.45	0.02	0.47	
▶ 4x400	15			3:13.18	4/3/10	2.5	0.13	2.63	
▶ HJ	23	Justin OLIVER	SR	2.03m	6-8	4/15/10	0.55	0.00	0.55
▶ TJ	18	David LEE	SO	14.68m	48-2	5/14/10	1	0.14	1.14
▶ SP	28	Turner COGGINS	SR	16.10m	52-10	4/24/10	0.3	0.00	0.30
▶ JAV	24	Matt TUFFUOR	SR	59.76m	196-0	5/14/10	0.5	0.00	0.50
▶ DEC	23	Matt TUFFUOR	SR	6,100		4/15/10	0.55	0.00	0.55
Team Total						36.87			

30



Queens (N.C.)

Conference Carolinas

▼ 7

Event	Scrd As	Athlete	Yr	Scored Mark	Date	Pl. Pts.	Bonus	TOTAL
Scored bests come from PRE-SEASON DATA								
▶ 1500m	4	Simon STUETZEL	JR	3:45.01	5/16/10	14	1.83	15.83
▶ 5000m	2	Michael CROUCH	SR	13:53.37	5/1/10	18	2.23	20.23
▶ 10k	26	Michael CROUCH	SR	30:31.30	4/16/10	0.4	0.00	0.40
Team Total						36.46		

31



Missouri S&T

Great Lakes Valley Conference

▼ 4

Event	Scrd As	Athlete	Yr	Scored Mark	Date	Pl. Pts.	Bonus	TOTAL	
Scored bests come from CURRENT season									
▶ TJ	32	Elijah THOMAS	JR	14.42mw	47-3½	3/25/11	0.12	0.00	0.12
Scored bests come from PRE-SEASON DATA									
▶ 400m	19	Bryan KLUGE	SR	47.89	4/17/10	0.9	0.24	1.14	
▶ 800m	13	Bryan KLUGE	SR	1:51.99	5/13/10	3.5	0.44	3.94	
▶ 800m	23	Brendan SMITH	SR	1:52.69	5/7/10	0.55	0.22	0.77	
▶ H110	22	Derick WINKLE	JR	14.57	5/7/10	0.6	0.14	0.74	
▶ 4x100	16			41.07	4/9/10	2	0.33	2.33	
▶ 4x400	10			3:11.62	5/29/10	6	0.65	6.65	
▶ PV	2	Dan HELLOWIG	SR	5.06m	16-7½	5/7/10	18	1.88	19.88
▶ LJ	30	Elijah THOMAS	JR	7.20mw	23-7½	4/10/10	0.2	0.00	0.20
▶ TJ	32	Joe SMITH	SO	14.42m	47-3½	5/7/10	0.12	0.00	0.12
Team Total						35.90			

32



Indiana (Pa.)

Pennsylvania State Athletic Conference

▼ 15

Event	Scrd As	Athlete	Yr	Scored Mark	Date	Pl. Pts.	Bonus	TOTAL	
Scored bests come from PRE-SEASON DATA									
▶ HJ	7	Leander TONEY	SR	2.13m	6-11½	5/29/10	9	1.20	10.20
▶ HJ	35	Yoann GODET	SO	2.00m	6-6½	5/13/10	0.02	0.00	0.02
▶ LJ	1	Nafee HARRIS	SR	7.96m	26-1½	5/29/10	20	4.05	24.05
▶ TJ	35	Brandon FORD	SO	14.39m	47-2½	4/30/10	0.02	0.00	0.02
Team Total						34.28			

"Scrd As", short for "Scored As", Standing used for place points portion of performance's score combining preseason data (when applied) to current season data

Numbers in BLACK are both the performance's actual NCAA rank AND "scored as" rank Numbers in RED indicate actual NCAA rank does not exist or is worse than "scored as" rank Numbers in BLUE indicate actual NCAA rank is better than "scored as" rank

USTFCCCA Non-Member

Non-Member Schools Will NOT be ranked, beginning Week 2



2011 Outdoor Track & Field, Preseason

D denotes multiple-event rule in affect
Only those who score >0.01 pts are shown

MEN

33 **Emporia State** ▼11
Mid-America Intercollegiate Athletics Association

Event	Scrd As	Athlete	Yr	Scored Mark	Date	Pl. Pts.	Bonus	TOTAL
Scored bests come from PRE-SEASON DATA								
▶ 100m	19	Josh SCHULER	SR	10.55w	4/3/10	0.9	0.37	1.27
▶ 200m	27	Josh SCHULER	SR	21.42	4/3/10	0.35	0.11	0.46
▶ 4x100	12			40.97	4/21/10	4	0.51	4.51
▶ HJ	11	Briar PLOUDE	SO	2.09m	6-10½	5	0.60	5.60
▶ LJ	12	Josh HONEYCUTT	SR	7.41m	24-3¾	4	0.43	4.43
▶ TJ	5	Josh HONEYCUTT	SR	15.89mw	52-1¾	12	1.90	13.90
▶ DISC	32	Kevin ROULHAC	SR	49.49m	162-4	0.12	0.00	0.12
▶ HT	16	Kevin ROULHAC	SR	56.88m	186-7	2	0.19	2.19
▶ DEC	19	Tony GRANILLO	JR	6,207	5/8/10	0.9	0.06	0.96
Team Total								33.44

35 **Slippery Rock**
Pennsylvania State Athletic Conference

Event	Scrd As	Athlete	Yr	Scored Mark	Date	Pl. Pts.	Bonus	TOTAL	
Scored bests come from CURRENT season									
▶ 800m	11	Kevin JEWEL	SO	1:51.75	3/25/11	5	0.56	5.56	
▶ DISC	17	Chris WARNING	SR	51.68m	169-6	3/5/11	1.5	0.19	1.69
▶ HT	6	Chris WARNING	SR	59.87m	196-5	3/5/11	10	0.97	10.97
Scored bests come from PRE-SEASON DATA									
▶ H400	33	Ethan GEISLER	SO	53.90	5/13/10	0.08	0.00	0.08	
▶ PV	11	Cameron DAUGHERTY	SO	4.90m	16-¾	5	0.41	5.41	
▶ JAV	25	Nick KENNEDY	SR	59.32m	194-7	4/17/10	0.45	0.00	0.45
▶ JAV	32	Brady WERT	SR	58.11m	190-7	5/13/10	0.12	0.00	0.12
▶ DEC	9	Brady WERT	SR	6,444	5/13/10	7	0.60	7.60	
Team Total								31.88	

34 **Stonehill** ▲4
Northeast-10 Conference

Event	Scrd As	Athlete	Yr	Scored Mark	Date	Pl. Pts.	Bonus	TOTAL	
Scored bests come from CURRENT season									
▶ JAV	23	John GELCIUS	SO	59.79m	196-2	3/26/11	0.55	0.00	0.55
Scored bests come from PRE-SEASON DATA									
▶ 800m	36	Sean HANLON	SO	1:53.24	5/6/10		0.09	0.09	
▶ 1500m	13	Patrick FULLERTON	SR	3:49.07	5/15/10	3.5	0.56	4.06	
▶ H110	7	Corey THOMAS	SO	14.32	5/1/10	9	0.88	9.88	
▶ HJ	3	Corey THOMAS	SO	2.16m	7-1	5/29/10	16	1.98	17.98
Team Total								32.57	

36 **East Stroudsburg** ▲10
Pennsylvania State Athletic Conference

Event	Scrd As	Athlete	Yr	Scored Mark	Date	Pl. Pts.	Bonus	TOTAL	
Scored bests come from PRE-SEASON DATA									
▶ 200m	35	Negus GRAHAM	SR	21.55	5/13/10	0.02	0.00	0.02	
▶ 400m	4	Negus GRAHAM	SR	46.64	5/13/10	14	1.37	15.37	
▶ 4x100	10			40.79	5/13/10	6	0.84	6.84	
▶ 4x400	22			3:14.29	5/8/10	0.6	0.00	0.60	
▶ HJ	35	Dan JOHNSON	JR	2.00m	6-6½	5/13/10	0.02	0.00	0.02
▶ HJ	35	Kyle SODEN	SO	2.00m	6-6½	4/17/10	0.02	0.00	0.02
▶ JAV	14	Josh HONTZ	JR	61.55m	201-11	4/30/10	3	0.26	3.26
▶ JAV	20	Bill BUIS	SR	60.47m	198-4	4/23/10	0.8	0.06	0.86
▶ DEC	14	Dan JOHNSON	JR	6,377	5/13/10	3	0.37	3.37	
Team Total								30.36	

"Scrd As", short for "Scored As", Standing used for place points portion of performance's score combining preseason data (when applied) to current season data

Numbers in BLACK are both the performance's actual NCAA rank AND "scored as" rank Numbers in RED indicate actual NCAA rank does not exist or is worse than "scored as" rank Numbers in BLUE indicate actual NCAA rank is better than "scored as" rank

USTFCCCA Non-Member

Non-Member Schools Will NOT be ranked, beginning Week 2



D denotes multiple-event rule in affect
Only those who score >0.01 pts are shown

MEN

37



Lock Haven

▲ 9

Pennsylvania State Athletic Conference

Event	Scrd As	Athlete	Yr	Scored Mark	Date	Pl. Pts.	Bonus	TOTAL	
Scored bests come from CURRENT season									
▶ Steeple	30	Mitch MILLER	JR	9:19.31	3/25/11	0.2	0.00	0.20	
Scored bests come from PRE-SEASON DATA									
▶ 400m	26	Chris JONES	JR	48.17	5/13/10	0.4	0.09	0.49	
▶ 1500m	34	Nick HILTON	SR	3:54.40	5/13/10	0.04	0.00	0.04	
▶ 5000m	33	A.J. JOHNSON	SR	14:35.47	4/20/10	0.08	0.00	0.08	
▶ 5000m	35	Nathan ZONDLO	JR	14:35.80	4/20/10	0.02	0.00	0.02	
▶ 10k	12	Nick HILTON	SR	29:52.79	4/20/10	4	0.71	4.71	
▶ 10k	22	A.J. JOHNSON	SR	30:26.82	4/9/10	0.6	0.05	0.65	
▶ 10k	35	Tim GETZ	SR	30:46.94	4/20/10	0.02	0.00	0.02	
▶ Steeple	4	Nick HILTON	SR	8:53.35	5/29/10	14	1.79	15.79	
▶ 4x400	14			3:12.71	5/8/10	3	0.27	3.27	
▶ HJ	28	Chris AMMANN	SO	2.02m	6-7½	4/3/10	0.3	0.00	0.30
▶ PV	34	Jordan STONEBREAKER	SO	4.60m	15-1	4/17/10	0.04	0.00	0.04
▶ HT	33	Chad YURCHICK	SR	54.27m	178-0	5/13/10	0.08	0.00	0.08
▶ DEC	15	Chris AMMANN	SO	6,359	5/13/10	2.5	0.34	2.84	
Team Total								28.53	

39



St. Cloud State

▲ 3

Northern Sun Intercollegiate Conference

Event	Scrd As	Athlete	Yr	Scored Mark	Date	Pl. Pts.	Bonus	TOTAL	
Scored bests come from PRE-SEASON DATA									
▶ 100m	12	Nick TRISKO	SR	10.52w	5/7/10	4	0.55	4.55	
▶ 200m	11	Nick TRISKO	SR	21.20w	5/7/10	5	0.67	5.67	
▶ 800m	8	Dan ALLEN	SR	1:51.07	5/14/10	8	0.99	8.99	
▶ SP	18	Adam KERSHAW	SR	16.36m	53-8½	4/9/10	1	0.10	1.10
▶ DISC	9	Adam KERSHAW	SR	53.17m	174-5	5/7/10	7	0.62	7.62
▶ HT	25	Adam KERSHAW	SR	55.48m	182-0	4/14/10	0.45	0.00	0.45
Team Total								28.38	

40



Lake Erie

▲ 12

Great Lakes Intercollegiate Athletic Conference

Event	Scrd As	Athlete	Yr	Scored Mark	Date	Pl. Pts.	Bonus	TOTAL	
Scored bests come from CURRENT season									
▶ 100m	9	Chris BURROWS	SO	10.49	3/18/11	7	0.74	7.74	
▶ H400	23	Quinton HARLEY	SO	53.45	3/18/11	0.55	0.05	0.60	
▶ 4x100	34	Harley, Whitner, Whitner, Burrows		41.58	3/18/11	0.04	0.00	0.04	
▶ 4x400	24	Snyder, Harley, Snyder, Burrows		3:14.66	3/18/11	0.5	0.00	0.50	
Scored bests come from PRE-SEASON DATA									
▶ 200m	9	Chris BURROWS	SO	21.18	5/7/10	7	0.74	7.74	
▶ H400	6	Ethan SNYDER	SO	51.67	5/27/10	10	1.18	11.18	
▶ PV	30	Eric KLUCAR	SO	4.65m	15-3	4/2/10	0.2	0.00	0.20
Team Total								28.00	

38



Missouri Southern

▼ 23

Mid-America Intercollegiate Athletics Association

Event	Scrd As	Athlete	Yr	Scored Mark	Date	Pl. Pts.	Bonus	TOTAL	
Scored bests come from PRE-SEASON DATA									
▶ 1500m	18	Aki NUMMELA	SR	3:49.59	4/30/10	1	0.43	1.43	
▶ 4x100	6			40.66	5/29/10	10	1.08	11.08	
▶ HJ	13	Corey REYNOLDS	SR	2.08m	6-9½	4/23/10	3.5	0.50	4.00
▶ PV	20	Michael JUERGENS	SO	4.83m	15-10	5/8/10	0.8	0.12	0.92
▶ LJ	33	Taylor MCCLELLAND	SO	7.18m	23-6½	5/8/10	0.08	0.00	0.08
▶ TJ	34	Jerry JONES	SO	14.41m	47-3½	5/8/10	0.04	0.00	0.04
▶ SP	18	James COLEMAN	SO	16.36m	53-8½	5/8/10	1	0.10	1.10
▶ DISC	7	James COLEMAN	SO	53.72m	176-3	5/8/10	9	0.85	9.85
Team Total								28.50	

41



California (Pa.)

▼ 3

Pennsylvania State Athletic Conference

Event	Scrd As	Athlete	Yr	Scored Mark	Date	Pl. Pts.	Bonus	TOTAL	
Scored bests come from PRE-SEASON DATA									
▶ 800m	9	Alex SMITH	JR	1:51.54	5/13/10	7	0.67	7.67	
▶ H110	3	Brice MYERS	SR	14.12	5/29/10	16	1.91	17.91	
▶ 4x400	35			3:15.82	5/13/10	0.02	0.00	0.02	
▶ HJ	28	Jordan BOATWRIGHT	JR	2.02m	6-7½	3/27/10	0.3	0.00	0.30
▶ TJ	17	Jordan BOATWRIGHT	JR	14.71m	48-3½	5/13/10	1.5	0.16	1.66
Team Total								27.56	

"Scrd As", short for "Scored As", Standing used for place points portion of performance's score combining preseason data (when applied) to current season data

Numbers in BLACK are both the performance's actual NCAA rank AND "scored as" rank Numbers in RED indicate actual NCAA rank does not exist or is worse than "scored as" rank Numbers in BLUE indicate actual NCAA rank is better than "scored as" rank

USTFCCCA Non-Member

Non-Member Schools Will NOT be ranked, beginning Week 2



2011 Outdoor Track & Field, Preseason

D denotes multiple-event rule in affect
Only those who score >0.01 pts are shown

MEN

42



Cal Poly Pomona

California Collegiate Athletic Association

Event	Scrd As	Athlete	Yr	Scored Mark	Date	Pl. Pts.	Bonus	TOTAL	
Scored bests come from CURRENT season									
▶ 200m	18	Carter GRIFFIN	SR	21.28	3/5/11	1	0.44	1.44	
▶ H400	27	Matt BOUDREAU	SO	53.63	3/5/11	0.35	0.00	0.35	
▶ 4x400	13	Boudreau, Arnold, Deavers, Griffin		3:12.65	3/26/11	3.5	0.29	3.79	
▶ JAV	5	Lance WALKINGTON	SR	67.68m	222-0	3/26/11	12	2.11	14.11
Scored bests come from PRE-SEASON DATA									
▶ 400m	12	Carter GRIFFIN	SR	47.44	5/1/10	4	0.52	4.52	
▶ H110	30	Jake DEAVERS	JR	14.68	3/6/10	0.2	0.00	0.20	
▶ H400	21	Jake DEAVERS	JR	53.33	4/10/10	0.7	0.09	0.79	
▶ Steeple	31	Jose MARQUEZ	SR	9:19.51	5/6/10	0.16	0.00	0.16	
▶ 4x100	22			41.23	5/6/10	0.6	0.14	0.74	
▶ DEC	18	Neil MACRORIE	SR	6,234	5/6/10	1	0.11	1.11	
Team Total								27.21	

44



American International ▼24

Northeast-10 Conference

Event	Scrd As	Athlete	Yr	Scored Mark	Date	Pl. Pts.	Bonus	TOTAL	
Scored bests come from PRE-SEASON DATA									
▶ 400m	11	Dominic SMITH	JR	47.19	5/1/10	5	0.78	5.78	
▶ 400m	20	Carlton WILDMAN	SR	47.91	5/1/10	0.8	0.23	1.03	
▶ 800m	35	Emile BARNETT	SR	1:53.18	5/6/10	0.02	0.11	0.13	
▶ 10k	6	Glarius ROP	SO	29:39.25	4/20/10	10	1.19	11.19	
▶ 4x400	12			3:12.00	5/29/10	4	0.52	4.52	
▶ HJ	23	Terrri GOLDSON	SR	2.03m	6-8	5/1/10	0.55	0.00	0.55
▶ LJ	16	Maurice CALENDIA	SR	7.32m	24-¾	5/1/10	2	0.19	2.19
▶ TJ	25	Maurice CALENDIA	SR	14.53m	47-8	4/20/10	0.45	0.00	0.45
▶ JAV	33	Justin ROBERTS	SR	58.10m	190-7	4/3/10	0.08	0.00	0.08
Team Total								25.92	

43



Fort Valley State ▼20

Southern Intercollegiate Athletic Conference

Event	Scrd As	Athlete	Yr	Scored Mark	Date	Pl. Pts.	Bonus	TOTAL
Scored bests come from CURRENT season								
▶ 100m	24	Aaron ALLEN	SO	10.59w	3/4/11	0.5	0.17	0.67
▶ H400	12	Keon MELSON	SR	52.64	3/18/11	4	0.43	4.43
Scored bests come from PRE-SEASON DATA								
▶ 200m	29	Aaron ALLEN	SO	21.47	5/8/10	0.25	0.04	0.29
▶ H110	23	Roger CHANEY JR.	SO	14.59	5/14/10	0.55	0.10	0.65
▶ 4x100	3			40.26	5/29/10	16	2.18	18.18
▶ 4x400	16			3:13.58	4/15/10	2	0.06	2.06
Team Total								26.27

45



Chadron State ▲1

Rocky Mountain Athletic Conference

Event	Scrd As	Athlete	Yr	Scored Mark	Date	Pl. Pts.	Bonus	TOTAL	
Scored bests come from PRE-SEASON DATA									
▶ 400m	22	Phil RIVERA	SO	48.03	5/9/10	0.6	0.17	0.77	
▶ H110	5	Karl MCFARLANE	SO	14.25w	5/9/10	12	1.17	13.17	
▶ H400	31	Lincoln PROUD	JR	53.78	4/3/10	0.16	0.00	0.16	
▶ 4x100	31			41.47	5/9/10	0.16	0.00	0.16	
▶ HJ	21	Boomer MCLAUGHLIN	SO	2.04m	6-8¾	5/9/10	0.7	0.10	0.80
▶ PV	27	Glen CLINTON	SO	4.68m	15-4¾	4/30/10	0.35	0.00	0.35
▶ SP	7	Cody HUNT	JR	17.86m	58-7¾	5/29/10	9	1.19	10.19
▶ DISC	35	Lance STEELE	JR	48.97m	160-8	5/16/10	0.02	0.00	0.02
Team Total								25.62	

"Scrd As", short for "Scored As", Standing used for place points portion of performance's score combining preseason data (when applied) to current season data

Numbers in BLACK are both the performance's actual NCAA rank AND "scored as" rank Numbers in RED indicate actual NCAA rank does not exist or is worse than "scored as" rank Numbers in BLUE indicate actual NCAA rank is better than "scored as" rank

USTFCCCA Non-Member

Non-Member Schools Will NOT be ranked, beginning Week 2



2011 Outdoor Track & Field, Preseason

D denotes multiple-event rule in affect
Only those who score >0.01 pts are shown

MEN

46

UC San Diego

California Collegiate Athletic Association

▼ 19

Event	Scrd As	Athlete	Yr	Scored Mark	Date	Pl. Pts.	Bonus	TOTAL
Scored bests come from CURRENT season								
▶ 800m	18	Dustin HARRIS	JR	1:52.48	3/26/11	1	0.28	1.28
▶ Steeple	19	Jesse MORRILL	SR	9:12.17	3/17/11	0.9	0.22	1.12
▶ TJ	27	KaWai NG	JR	14.51m 47-7¼	3/26/11	0.35	0.00	0.35
▶ HT	30	AB SHAHEEN	JR	54.89m 180-1	3/5/11	0.2	0.00	0.20
Scored bests come from PRE-SEASON DATA								
▶ H400	18	Tobias HASWELL	SR	53.05	3/27/10	1	0.20	1.20
▶ 4x400	32			3:15.60	4/17/10	0.12	0.00	0.12
▶ JAV	2	Nick HOWE	JR	68.59m 225-0	5/29/10	18	2.59	20.59
Team Total								24.85

47

West Texas A&M

Lone Star Conference

▼ 11

Event	Scrd As	Athlete	Yr	Scored Mark	Date	Pl. Pts.	Bonus	TOTAL
Scored bests come from CURRENT season								
▶ DISC	12	Jonathon LINDSEY	SO	52.41m 171-11	3/25/11	4	0.35	4.35
Scored bests come from PRE-SEASON DATA								
▶ Steeple	18	Luke IRWIN	SO	9:12.01	5/15/10	1	0.23	1.23
▶ HJ	16	Gage MAYER	JR	2.05m 6-8¾	5/15/10	2	0.20	2.20
▶ PV	25	Tanner DENNIS	SO	4.73m 15-6¼	4/1/10	0.45	0.00	0.45
▶ SP	34	Dane HAMRICK	JR	15.75m 51-8¼	3/11/10	0.04	0.00	0.04
▶ DISC	4	Servell DANDRIDGE	SO	56.83m 186-5	5/7/10	14	2.27	16.27
Team Total								24.54

48

Shippensburg

Pennsylvania State Athletic Conference

▲ 9

Event	Scrd As	Athlete	Yr	Scored Mark	Date	Pl. Pts.	Bonus	TOTAL
Scored bests come from CURRENT season								
▶ 1500m	14	Bryan BEEGLE	JR	3:49.11	3/25/11	3	0.55	3.55
▶ 1500m	24	Matt GILLETTE	SO	3:51.92	3/25/11	0.5	0.00	0.50
▶ LJ	7	Cody DEBOER	SO	7.54m 24-9	3/25/11	9	1.00	10.00
▶ LJ	19	Herman KIRKLAND	FR	7.31m 23-11¼	3/25/11	0.9	0.17	1.07
▶ JAV	29	Christian D'ANNIBALE	SR	58.64m 192-4	3/19/11	0.25	0.00	0.25
Scored bests come from PRE-SEASON DATA								
▶ 5000m	30	Sean STETLER	SR	14:32.95	4/9/10	0.2	0.00	0.20
▶ 10k	29	Sean STETLER	SR	30:40.17	5/13/10	0.25	0.00	0.25
▶ H400	24	Marcus LINE	SO	53.49	5/13/10	0.5	0.04	0.54
▶ H400	30	Chad DRZEWEICKI	JR	53.74	4/3/10	0.2	0.00	0.20
▶ Steeple	27	Bryan BEEGLE	SR	9:14.17	4/20/10	0.35	0.14	0.49
▶ TJ	35	Elijah TRUSTY	SO	14.39m 47-2¼	5/13/10	0.02	0.00	0.02
▶ JAV	11	Josh HOSTETLER	SR	62.28m 204-4	4/24/10	5	0.39	5.39
▶ JAV	30	Glenn BELL	SR	58.47m 191-10	4/24/10	0.2	0.00	0.20
Team Total								22.65

49

Lake Superior State

Great Lakes Intercollegiate Athletic Conference

▼ 22

Event	Scrd As	Athlete	Yr	Scored Mark	Date	Pl. Pts.	Bonus	TOTAL
Scored bests come from PRE-SEASON DATA								
▶ TJ	2	Jonathon ALLEN	SR	16.27m 53-4¼	5/29/10	18	2.91	20.91
Team Total								20.91

"Scrd As", short for "Scored As", Standing used for place points portion of performance's score combining preseason data (when applied) to current season data
 Numbers in BLACK are both the performance's actual NCAA rank AND "scored as" rank Numbers in RED indicate actual NCAA rank does not exist or is worse than "scored as" rank Numbers in BLUE indicate actual NCAA rank is better than "scored as" rank
USTFCCCA Non-Member Non-Member Schools Will NOT be ranked, beginning Week 2



D denotes multiple-event rule in affect
Only those who score >0.01 pts are shown

MEN

50

Seton Hill

West Virginia Intercollegiate Athletic Conference

▲ 7

Event	Scrd As	Athlete	Yr	Scored Mark	Date	Pl. Pts.	Bonus	TOTAL
Scored bests come from CURRENT season								
▶ HJ	16	Tyler MCINTOSH	FR	2.05m 6-8½	3/11/11	2	0.20	2.20
▶ TJ	22	Duane PARKER	FR	14.62m 47-11½	3/11/11	0.6	0.08	0.68
▶ TJ	31	Aron KURZINSKI	JR	14.44m 47-4½	3/18/11	0.16	0.00	0.16
Scored bests come from PRE-SEASON DATA								
▶ 400m	16	Josh WILKS	SR	47.69	5/8/10	2	0.34	2.34
▶ 800m	6	Josh WILKS	SR	1:50.87	5/29/10	10	1.14	11.14
▶ H400	27	Nick SPINO	JR	53.63	3/12/10	0.35	0.00	0.35
▶ LJ	25	Aron KURZINSKI	JR	7.25m 23-9½	4/10/10	0.45	0.01	0.46
▶ JAV	15	Nate JANUSEY		61.34m 201-3	4/18/09	2.5	0.22	2.72
Team Total								20.06

53

Northwest Missouri

Mid-America Intercollegiate Athletics Association

▼ 11

Event	Scrd As	Athlete	Yr	Scored Mark	Date	Pl. Pts.	Bonus	TOTAL
Scored bests come from PRE-SEASON DATA								
▶ H110	4	Tyler SHAW	JR	14.18	5/8/10	14	1.57	15.57
▶ Steeple	25	T.R. PURSELL	SR	9:13.50	5/8/10	0.45	0.17	0.62
▶ 4x100	29			41.45	4/30/10	0.25	0.00	0.25
▶ PV	20	Will HAER	SO	4.83m 15-10	5/8/10	0.8	0.12	0.92
▶ SP	22	John PETROFF	SO	16.20m 53-1½	4/30/10	0.6	0.00	0.60
▶ DISC	23	John PETROFF	SO	50.93m 167-1	4/30/10	0.55	0.03	0.58
▶ HT	31	Austin GRAY	SR	54.86m 180-0	4/30/10	0.16	0.00	0.16
Team Total								18.69

51

Albany State (Ga.)

Southern Intercollegiate Athletic Conference

▼ 13

Event	Scrd As	Athlete	Yr	Scored Mark	Date	Pl. Pts.	Bonus	TOTAL
Scored bests come from CURRENT season								
▶ HJ	13	Isaiah LEGGETTE	FR	2.08m 6-9½	3/12/11	3.5	0.50	4.00
Scored bests come from PRE-SEASON DATA								
▶ H110	10	Nehemyah PRICE	JR	14.35	4/3/10	6	0.77	6.77
▶ 4x100	8			40.72	4/3/10	8	0.96	8.96
▶ 4x400	31			3:15.48	3/18/10	0.16	0.00	0.16
Team Total								19.89

54

Bowie State

Central Intercollegiate Athletic Association

▲ 1

Event	Scrd As	Athlete	Yr	Scored Mark	Date	Pl. Pts.	Bonus	TOTAL
Scored bests come from PRE-SEASON DATA								
▶ 400m	18	Jamin GALLMAN	SR	47.87	3/26/10	1	0.25	1.25
▶ 800m	39	Jamin GALLMAN	SR	1:53.44	4/10/10	0.04	0.00	0.04
▶ H110	18	Alonzo WILLIAMS	SO	14.50	5/6/10	1	0.27	1.27
▶ 4x100	15			41.05	5/6/10	2.5	0.37	2.87
▶ LJ	5	William BAILEY	SO	7.59m 24-11	4/29/10	12	1.26	13.26
Team Total								18.69

52

Minnesota State

Northern Sun Intercollegiate Conference

Event	Scrd As	Athlete	Yr	Scored Mark	Date	Pl. Pts.	Bonus	TOTAL
Scored bests come from PRE-SEASON DATA								
▶ 4x400	28			3:15.31	5/14/10	0.3	0.00	0.30
▶ PV	5	Dan NOVAK	JR	5.00m 16-4¾	4/21/10	12	1.15	13.15
▶ PV	15	Matt MASLOSKI	JR	4.87m 15-11½	5/7/10	2.5	0.28	2.78
▶ PV	28	Nick YENSER	SR	4.67m 15-3¾	5/1/10	0.3	0.00	0.30
▶ SP	16	Todd DEJONG	SR	16.58m 54-4¾	4/24/10	2	0.24	2.24
▶ DISC	22	Grant LUER	SO	51.05m 167-6	5/7/10	0.6	0.05	0.65
Team Total								19.43

55

Alabama-Huntsville

Gulf South Conference

▲ 6

Event	Scrd As	Athlete	Yr	Scored Mark	Date	Pl. Pts.	Bonus	TOTAL
Scored bests come from CURRENT season								
▶ 1500m	33	Will RODGERS	SR	3:54.03	3/24/11	0.08	0.00	0.08
Scored bests come from PRE-SEASON DATA								
▶ 100m	30	Richard WILSON	JR	10.63w	5/7/10	0.2	0.05	0.25
▶ 400m	31	Jaion RAYFORD	JR	48.25	5/14/10	0.16	0.05	0.21
▶ 4x100	32			41.49	5/1/10	0.12	0.00	0.12
▶ HJ	33	Andrew COLE	SR	2.01m 6-7	5/1/10	0.08	0.00	0.08
▶ PV	3	Luke BECK	SO	5.05m 16-6¾	5/7/10	16	1.76	17.76
Team Total								18.50

"Scrd As", short for "Scored As", Standing used for place points portion of performance's score combining preseason data (when applied) to current season data

Numbers in BLACK are both the performance's actual NCAA rank AND "scored as" rank Numbers in RED indicate actual NCAA rank does not exist or is worse than "scored as" rank Numbers in BLUE indicate actual NCAA rank is better than "scored as" rank

USTFCCCA Non-Member

Non-Member Schools Will NOT be ranked, beginning Week 2



2011 Outdoor Track & Field, Preseason

D denotes multiple-event rule in affect
Only those who score >0.01 pts are shown

MEN

56



MSU Moorhead

Northern Sun Intercollegiate Conference

Event	Scrd As	Athlete	Yr	Scored Mark	Date	Pl. Pts.	Bonus	TOTAL
Scored bests come from CURRENT season								
H110	13	Laquone ROBINSON	SO	14.41	3/25/11	3.5	0.55	4.05
SP	31	Anthony ENYI	SR	16.04m 52-7½	3/25/11	0.16	0.00	0.16
Scored bests come from PRE-SEASON DATA								
100m	34	Derek BREDY	SO	10.65w	5/7/10	0.04	0.00	0.04
4x100	27			41.36	3/20/10	0.35	0.02	0.37
4x400	11			3:11.65	5/29/10	5	0.64	5.64
HT	11	Anthony ENYI	SR	58.88m 193-2	4/21/10	5	0.59	5.59
HT	21	Christopher HEIL	JR	56.03m 183-10	4/20/10	0.7	0.02	0.72
DEC	22	Luke BUCHHOLZ	JR	6,102	5/7/10	0.6	0.00	0.60
Team Total								17.17

59



Western Oregon

Great Northwest Athletic Conference

Event	Scrd As	Athlete	Yr	Scored Mark	Date	Pl. Pts.	Bonus	TOTAL
Scored bests come from CURRENT season								
800m	41	Connor KASLER	SO	1:53.51	3/19/11		0.03	0.03
5000m	18	Chris REED	SR	14:21.14	3/25/11	1	0.27	1.27
Steeple	29	Brandon SNOOK	SR	9:18.82	3/25/11	0.25	0.00	0.25
Scored bests come from PRE-SEASON DATA								
400m	35	Matt KAINO	SO	48.30	3/20/10	0.02	0.03	0.05
1500m	30	Chris REED	SR	3:53.11	4/9/10	0.2	0.00	0.20
10k	11	Chris REED	SR	29:52.39	4/15/10	5	0.72	5.72
TJ	19	Matson HARDIE	SO	14.67m 48-1½	4/15/10	0.9	0.13	1.03
SP	17	Jason SLOWEY	SR	16.46m 54-0	5/14/10	1.5	0.17	1.67
DISC	33	Jason SLOWEY	SR	49.42m 162-1	4/16/10	0.08	0.00	0.08
JAV	13	Will CROOK	SO	61.57m 202-0	5/1/10	3.5	0.26	3.76
JAV	19	Nathan ROWLETT	SO	60.76m 199-4	5/14/10	0.9	0.11	1.01
DEC	21	Andy LOSCUTOFF	SR	6,159	5/14/10	0.7	0.00	0.70
Team Total								15.76

57



Edinboro

Pennsylvania State Athletic Conference

Event	Scrd As	Athlete	Yr	Scored Mark	Date	Pl. Pts.	Bonus	TOTAL
Scored bests come from CURRENT season								
5000m	12	Scott ANDERSON	SO	14:14.66	3/25/11	4	0.53	4.53
5000m	13	Ben HAHN	JR	14:14.78	3/25/11	3.5	0.52	4.02
10k	33	Scott ANDERSON	SO	30:44.08	3/4/11	0.08	0.00	0.08
Scored bests come from PRE-SEASON DATA								
10k	32	Barry MCLAUGHLIN	JR	30:42.68	3/5/10	0.12	0.00	0.12
H400	9	Jason BORST	SR	52.40	4/30/10	7	0.61	7.61
Steeple	34	Scott ANDERSON	SO	9:22.85	4/30/10	0.04	0.00	0.04
Team Total								16.40

60



Claflin

Southern Intercollegiate Athletic Conference

Event	Scrd As	Athlete	Yr	Scored Mark	Date	Pl. Pts.	Bonus	TOTAL
Scored bests come from CURRENT season								
H110	12	Larry BRUNSON	SO	14.39	3/26/11	4	0.62	4.62
Scored bests come from PRE-SEASON DATA								
TJ	6	LaQuan PRIEST	JR	15.44m 50-8	4/15/10	10	1.04	11.04
Team Total								15.67

58



Kutztown

Pennsylvania State Athletic Conference

▼22

Event	Scrd As	Athlete	Yr	Scored Mark	Date	Pl. Pts.	Bonus	TOTAL
Scored bests come from PRE-SEASON DATA								
800m	23	Eli WEEKS	SO	1:52.69	5/13/10	0.55	0.22	0.77
H400	11	Kori MESHAW	SO	52.53	5/27/10	5	0.51	5.51
PV	7	Justin GERMANI	SR	4.98m 16-4	5/29/10	9	0.98	9.98
Team Total								16.27

61



Stillman

Southern Intercollegiate Athletic Conference

Event	Scrd As	Athlete	Yr	Scored Mark	Date	Pl. Pts.	Bonus	TOTAL
Scored bests come from CURRENT season								
H110	8	MICHEAL OLIVER	SO	14.33	3/24/11	8	0.85	8.85
TJ	30	Davinelle FIELDS	SO	14.45m 47-5	3/17/11	0.2	0.00	0.20
Scored bests come from PRE-SEASON DATA								
200m	13	Chester HIGHTOWER	SR	21.23	4/15/10	3.5	0.58	4.08
4x100	23			41.28	4/15/10	0.55	0.09	0.64
Team Total								13.77

"Scrd As", short for "Scored As", Standing used for place points portion of performance's score combining preseason data (when applied) to current season data

Numbers in BLACK are both the performance's actual NCAA rank AND "scored as" rank Numbers in RED indicate actual NCAA rank does not exist or is worse than "scored as" rank Numbers in BLUE indicate actual NCAA rank is better than "scored as" rank

USTFCCCA Non-Member

Non-Member Schools Will NOT be ranked, beginning Week 2



D denotes multiple-event rule in affect
Only those who score >0.01 pts are shown

MEN

62



Saint Paul's

Central Intercollegiate Athletic Association

Event	Scrd As	Athlete	Yr	Scored Mark	Date	Pl. Pts.	Bonus	TOTAL	
Scored bests come from CURRENT season									
H400	14	Leon TRAUGHT	SR	52.89	3/17/11	3	0.26	3.26	
Scored bests come from PRE-SEASON DATA									
HJ	7	Maurice HALL	SR	2.13m	6-11 $\frac{1}{2}$	4/10/10	9	1.20	10.20
DISC	30	Todd SHELTON	SR	49.75m	163-2	4/29/10	0.2	0.00	0.20
Team Total								13.66	

63



Nova Southeastern

Sunshine State Conference

▼11

Event	Scrd As	Athlete	Yr	Scored Mark	Date	Pl. Pts.	Bonus	TOTAL
Scored bests come from PRE-SEASON DATA								
H400	5	Carlyle THOMPSON	SR	51.66	5/29/10	12	1.18	13.18
Team Total								13.18

64



Dallas Baptist

Heartland Conference

Event	Scrd As	Athlete	Yr	Scored Mark	Date	Pl. Pts.	Bonus	TOTAL
Scored bests come from CURRENT season								
800m	5	Zach BRAFF	JR	1:50.83	3/25/11	12	1.17	13.17
Team Total								13.17

65



Benedict

Southern Intercollegiate Athletic Conference

Event	Scrd As	Athlete	Yr	Scored Mark	Date	Pl. Pts.	Bonus	TOTAL	
Scored bests come from CURRENT season									
100m	34	Darnell WASHINGTON	SO	10.65w	3/4/11	0.04	0.00	0.04	
Scored bests come from PRE-SEASON DATA									
400m	29	Jamar HOLMES	JR	48.24	4/15/10	0.25	0.06	0.31	
4x100	25			41.35	4/15/10	0.45	0.03	0.48	
PV	17	Christopher A. SMITH	JR	4.85m	15-11	5/7/10	1.5	0.20	1.70
LJ	16	Laval DAVIS	SR	7.32m	24- $\frac{3}{4}$	5/7/10	2	0.19	2.19
DEC	10	Christopher A. SMITH	JR	6,436	3/25/10	6	0.57	6.57	
DEC	35	Hadrien CHOUKROUN	JR	5,888	4/15/10	0.02	0.00	0.02	
Team Total								11.31	

66



Tiffin

Great Lakes Intercollegiate Athletic Conference

▼20

Event	Scrd As	Athlete	Yr	Scored Mark	Date	Pl. Pts.	Bonus	TOTAL	
Scored bests come from CURRENT season									
HJ	13	Travis LEFLORE	JR	2.08m	6-9 $\frac{1}{2}$	3/18/11	3.5	0.50	4.00
SP	14	John PEMBERTON	JR	17.01m	55-9 $\frac{1}{2}$	3/18/11	3	0.51	3.51
SP	29	Ryan DANEHY	SO	16.07m	52-8 $\frac{1}{2}$	3/25/11	0.25	0.00	0.25
Scored bests come from PRE-SEASON DATA									
HJ	35	Eric MAAG	JR	2.00m	6-6 $\frac{1}{2}$	4/16/10	0.02	0.00	0.02
PV	22	Lee MILLER	JR	4.82m	15-9 $\frac{1}{2}$	5/5/10	0.6	0.08	0.68
HT	17	John HAVRILLA	SR	56.57m	185-7	5/5/10	1.5	0.12	1.62
Team Total								10.08	

67



Mars Hill

South Atlantic Conference

Event	Scrd As	Athlete	Yr	Scored Mark	Date	Pl. Pts.	Bonus	TOTAL
Scored bests come from PRE-SEASON DATA								
H110	8	Frankie WATERS	SR	14.33w	5/16/10	8	0.85	8.85
Team Total								8.85

68



Columbus State

Peach Belt Conference

Event	Scrd As	Athlete	Yr	Scored Mark	Date	Pl. Pts.	Bonus	TOTAL
Scored bests come from PRE-SEASON DATA								
800m	30	Meshack KOYIAKI	SR	1:52.91	4/3/10	0.2	0.17	0.37
1500m	9	Meshack KOYIAKI	SR	3:48.58	4/16/10	7	0.68	7.68
5000m	29	Meshack KOYIAKI	SR	14:32.86	4/16/10	0.25	0.00	0.25
Team Total								8.30

69



U-Mary

Northern Sun Intercollegiate Conference

Event	Scrd As	Athlete	Yr	Scored Mark	Date	Pl. Pts.	Bonus	TOTAL	
Scored bests come from PRE-SEASON DATA									
100m	34	Cory PLOOF	JR	10.65w	4/11/10	0.04	0.00	0.04	
200m	28	Cory PLOOF	JR	21.45w	5/7/10	0.3	0.06	0.36	
SP	9	Ben JACOBSON	SR	17.43m	57-2 $\frac{1}{2}$	5/15/10	7	0.77	7.77
Team Total								8.18	

"Scrd As", short for "Scored As", Standing used for place points portion of performance's score combining preseason data (when applied) to current season data

Numbers in BLACK are both the performance's actual NCAA rank AND "scored as" rank Numbers in RED indicate actual NCAA rank does not exist or is worse than "scored as" rank Numbers in BLUE indicate actual NCAA rank is better than "scored as" rank

USTFCCCA Non-Member

Non-Member Schools Will NOT be ranked, beginning Week 2



2011 Outdoor Track & Field, Preseason

D denotes multiple-event rule in affect
Only those who score >0.01 pts are shown

MEN

70



Kentucky State

Southern Intercollegiate Athletic Conference

Event	Scrd As	Athlete	Yr	Scored Mark	Date	Pl. Pts.	Bonus	TOTAL
Scored bests come from PRE-SEASON DATA								
▶ 100m	15	Jamaree GORDON	SR	10.53	4/9/10	2.5	0.49	2.99
▶ 200m	12	Jamaree GORDON	SR	21.21	4/3/10	4	0.64	4.64
▶ 4x100	25			41.35	4/9/10	0.45	0.03	0.48
Team Total								8.11

71



Bellarmino

Great Lakes Valley Conference

Event	Scrd As	Athlete	Yr	Scored Mark	Date	Pl. Pts.	Bonus	TOTAL	
Scored bests come from CURRENT season									
▶ HT	34	Elliot MATTINGLY	SR	53.92m	176-11	3/19/11	0.04	0.00	0.04
Scored bests come from PRE-SEASON DATA									
▶ H110	35	Seth SIGLER	SO	14.82		5/7/10	0.02	0.00	0.02
▶ Steeple	9	Nate DOTTERWEICH	JR	9:01.48		5/14/10	7	0.88	7.88
Team Total								7.94	

72



Adelphi

Northeast-10 Conference

Event	Scrd As	Athlete	Yr	Scored Mark	Date	Pl. Pts.	Bonus	TOTAL	
Scored bests come from PRE-SEASON DATA									
▶ 400m	9	Mychael FABIO	JR	47.09		5/14/10	7	0.89	7.89
Team Total								7.89	

73



Saint Joseph's (Ind.)

Great Lakes Valley Conference

Event	Scrd As	Athlete	Yr	Scored Mark	Date	Pl. Pts.	Bonus	TOTAL	
Scored bests come from CURRENT season									
▶ HT	29	Kaleb THOMPSON	JR	54.90m	180-1	3/26/11	0.25	0.00	0.25
Scored bests come from PRE-SEASON DATA									
▶ SP	10	Kaleb THOMPSON	JR	17.34m	56-10½	5/29/10	6	0.72	6.72
Team Total								6.97	

74



UMass Lowell

Northeast-10 Conference

▼51

Event	Scrd As	Athlete	Yr	Scored Mark	Date	Pl. Pts.	Bonus	TOTAL	
Scored bests come from PRE-SEASON DATA									
▶ 200m	25	Evan WHITE	SO	21.41		5/6/10	0.45	0.12	0.57
▶ 400m	17	Donte BROWN	SR	47.84		3/18/10	1.5	0.26	1.76
▶ 400m	37	Craig BENNETT	SO	48.31		5/6/10		0.02	0.02
▶ 1500m	17	Angus MACDONALD	JR	3:49.45		5/6/10	1.5	0.47	1.97
▶ 5000m	23	Angus MACDONALD	JR	14:29.69		4/15/10	0.55	0.00	0.55
▶ 4x400	20			3:13.97		5/6/10	0.8	0.00	0.80
▶ SP	20	Cory MURRAY	SR	16.35m	53-7½	4/3/10	0.8	0.10	0.90
Team Total								6.58	

75



Tarleton State

Lone Star Conference

Event	Scrd As	Athlete	Yr	Scored Mark	Date	Pl. Pts.	Bonus	TOTAL	
Scored bests come from PRE-SEASON DATA									
▶ 100m	21	Jamal MAYS	JR	10.57		5/7/10	0.7	0.25	0.95
▶ DISC	11	Hayden EUBANKS	JR	52.49m	172-2	4/1/10	5	0.37	5.37
Team Total								6.32	

76



Northern State

Northern Sun Intercollegiate Conference

▼21

Event	Scrd As	Athlete	Yr	Scored Mark	Date	Pl. Pts.	Bonus	TOTAL	
Scored bests come from PRE-SEASON DATA									
▶ H110	19	Luke HAUERT	SO	14.55w		4/30/10	0.9	0.17	1.07
▶ HJ	16	Andrew ROSE	SR	2.05m	6-8½	5/7/10	2	0.20	2.20
▶ HJ	28	Calvin MCGRUDER	SR	2.02m	6-7½	5/7/10	0.3	0.00	0.30
▶ LJ	16	Calvin MCGRUDER	SR	7.32m	24-¾	5/15/10	2	0.19	2.19
▶ JAV	31	Jon EVENSON	SR	58.35m	191-5	5/13/10	0.16	0.00	0.16
Team Total								5.93	

"Scrd As", short for "Scored As", Standing used for place points portion of performance's score combining preseason data (when applied) to current season data

Numbers in BLACK are both the performance's actual NCAA rank AND "scored as" rank Numbers in RED indicate actual NCAA rank does not exist or is worse than "scored as" rank Numbers in BLUE indicate actual NCAA rank is better than "scored as" rank

USTFCCCA Non-Member

Non-Member Schools Will NOT be ranked, beginning Week 2



MEN

77



Wheeling Jesuit

West Virginia Intercollegiate Athletic Conference

Event	Scrd As	Athlete	Yr	Scored Mark	Date	Pl. Pts.	Bonus	TOTAL
Scored bests come from PRE-SEASON DATA								
▶ 200m	25	Mike LITTLE	JR	21.41w	4/30/10	0.45	0.12	0.57
▶ 200m	31	Brandon MCKINLEY	JR	21.48w	4/30/10	0.16	0.02	0.18
▶ 400m	28	Brandon MCKINLEY	JR	48.20	4/30/10	0.3	0.08	0.38
▶ 800m	15	Travis HAMRICK	SR	1:52.08	5/16/10	2.5	0.40	2.90
▶ 10k	30	Dustin HALL	JR	30:40.52	5/10/10	0.2	0.00	0.20
▶ 4x100	20			41.20	4/30/10	0.8	0.16	0.96
Team Total								5.19

81



Bemidji State

Northern Sun Intercollegiate Conference

▼48

Event	Scrd As	Athlete	Yr	Scored Mark	Date	Pl. Pts.	Bonus	TOTAL	
Scored bests come from PRE-SEASON DATA									
▶ PV	15	Raphael GELO	SO	4.87m	15-11½	5/7/10	2.5	0.28	2.78
▶ SP	35	Brian LEONHARDT	JR	15.72m	51-7	5/15/10	0.02	0.00	0.02
▶ DEC	28	Tandy JUELL	SO	6,051		5/7/10	0.3	0.00	0.30
Team Total								3.10	

78



Virginia Union

Central Intercollegiate Athletic Association

▼36

Event	Scrd As	Athlete	Yr	Scored Mark	Date	Pl. Pts.	Bonus	TOTAL
Scored bests come from PRE-SEASON DATA								
▶ 100m	12	Bryan GURLEY	JR	10.52w	4/16/10	4	0.55	4.55
Team Total								4.55

82



Wayne State (Neb.)

Northern Sun Intercollegiate Conference

Event	Scrd As	Athlete	Yr	Scored Mark	Date	Pl. Pts.	Bonus	TOTAL	
Scored bests come from PRE-SEASON DATA									
▶ HT	15	Ross BUNCHEK		57.07m	187-3	#####	2.5	0.22	2.72
▶ DEC	27	Cody DIEHL	JR	6,057		5/7/10	0.35	0.00	0.35
Team Total								3.07	

79



Minnesota Duluth

Northern Sun Intercollegiate Conference

Event	Scrd As	Athlete	Yr	Scored Mark	Date	Pl. Pts.	Bonus	TOTAL	
Scored bests come from PRE-SEASON DATA									
▶ 800m	14	Aaron GORMAN	JR	1:52.03	5/14/10	3	0.43	3.43	
▶ H110	33	John KNEBEL	SR	14.80w	5/7/10	0.08	0.00	0.08	
▶ JAV	26	Dan LARSON	SR	59.18m	194-2	5/15/10	0.4	0.00	0.40
Team Total								3.91	

83



Cal State Stanislaus

California Collegiate Athletic Association

▼22

Event	Scrd As	Athlete	Yr	Scored Mark	Date	Pl. Pts.	Bonus	TOTAL	
Scored bests come from CURRENT season									
▶ 1500m	28	Dawson VORDERBRUEGGE	SO	3:53.02		3/5/11	0.3	0.00	0.30
▶ PV	34	Kyle MAXWELL	FR	4.60m	15-1	3/12/11	0.04	0.00	0.04
▶ HT	27	Cuahtemoc VALLEJO-HOWARD	SR	55.04m	180-7	2/26/11	0.35	0.00	0.35
▶ DEC	31	Connor BIRTWHISTLE	SO	5,970		3/3/11	0.16	0.00	0.16
Scored bests come from PRE-SEASON DATA									
▶ 800m	28	Terrance ELLIS	SO	1:52.88		5/6/10	0.3	0.18	0.48
▶ 4x400	17			3:13.72		5/15/10	1.5	0.04	1.54
Team Total								2.87	

80



Texas A&M-Commerce

Lone Star Conference

Event	Scrd As	Athlete	Yr	Scored Mark	Date	Pl. Pts.	Bonus	TOTAL	
Scored bests come from CURRENT season									
▶ HJ	16	Bobby STREBECK	FR	2.05m	6-8½	3/5/11	2	0.20	2.20
Scored bests come from PRE-SEASON DATA									
▶ 400m	27	Terrance HAWKINS	SO	48.18		#####	0.35	0.09	0.44
▶ 4x400	23			3:14.58		5/13/10	0.55	0.00	0.55
Team Total								3.19	

"Scrd As", short for "Scored As", Standing used for place points portion of performance's score combining preseason data (when applied) to current season data

Numbers in BLACK are both the performance's actual NCAA rank AND "scored as" rank Numbers in RED indicate actual NCAA rank does not exist or is worse than "scored as" rank Numbers in BLUE indicate actual NCAA rank is better than "scored as" rank

USTFCCCA Non-Member

Non-Member Schools Will NOT be ranked, beginning Week 2



D denotes multiple-event rule in affect
Only those who score >0.01 pts are shown

MEN

84



West Virginia Wesleyan ▼38

West Virginia Intercollegiate Athletic Conference

Event	Scrd As	Athlete	Yr	Scored Mark	Date	Pl. Pts.	Bonus	TOTAL
Scored bests come from CURRENT season								
HJ	35	Chris DEANER	FR	2.00m 6-6½	3/4/11	0.02	0.00	0.02
Scored bests come from PRE-SEASON DATA								
H110	32	Dwight HOLDEN	JR	14.73	4/30/10	0.12	0.00	0.12
4x400	26			3:15.08	4/30/10	0.4	0.00	0.40
DEC	16	Cuylor EDGELL	SO	6,313	4/30/10	2	0.26	2.26
Team Total								2.80

85



Hillsdale ▼72

Great Lakes Intercollegiate Athletic Conference

Event	Scrd As	Athlete	Yr	Scored Mark	Date	Pl. Pts.	Bonus	TOTAL
Scored bests come from PRE-SEASON DATA								
200m	32	Skylar DOOLEY	JR	21.51	3/25/10	0.12	0.00	0.12
Steeple	21	Charles WYSONG	SR	9:12.66	5/13/10	0.7	0.20	0.90
4x100	24			41.30	4/22/10	0.5	0.07	0.57
HT	18	Justin DAILEY	SR	56.52m 185-5	4/22/10	1	0.11	1.11
Team Total								2.71

86



Eastern New Mexico

Lone Star Conference

Event	Scrd As	Athlete	Yr	Scored Mark	Date	Pl. Pts.	Bonus	TOTAL
Scored bests come from PRE-SEASON DATA								
SP	22	Bill SQUIRE	JR	16.20m 53-1¼	5/7/10	0.6	0.00	0.60
HT	19	Bill SQUIRE	JR	56.30m 184-8	4/24/10	0.9	0.07	0.97
JAV	18	Daniel DRAPER	JR	60.77m 199-4	4/24/10	1	0.11	1.11
Team Total								2.68

87



Saginaw Valley State ▼49

Great Lakes Intercollegiate Athletic Conference

Event	Scrd As	Athlete	Yr	Scored Mark	Date	Pl. Pts.	Bonus	TOTAL
Scored bests come from PRE-SEASON DATA								
1500m	32	Derek STONE	SR	3:53.93	4/15/10	0.12	0.00	0.12
10k	16	Steve GENTHER	SR	30:06.82	4/15/10	2	0.37	2.37
DEC	32	Tyler GROB	SO	5,949	5/5/10	0.12	0.00	0.12
Team Total								2.61

88



Northwest Nazarene

Great Northwest Athletic Conference

Event	Scrd As	Athlete	Yr	Scored Mark	Date	Pl. Pts.	Bonus	TOTAL
Scored bests come from PRE-SEASON DATA								
H400	20	Maurus HOPE	JR	53.20	4/30/10	0.8	0.14	0.94
Steeple	24	Barak WATSON	SO	9:13.42	5/14/10	0.5	0.17	0.67
DEC	20	Eric ZWIEFELHOFER	SR	6,173	5/14/10	0.8	0.00	0.80
Team Total								2.41

89



Incarnate Word

Lone Star Conference

Event	Scrd As	Athlete	Yr	Scored Mark	Date	Pl. Pts.	Bonus	TOTAL
Scored bests come from PRE-SEASON DATA								
400m	33	Corey MCDONNOUGH	SO	48.26	4/16/10	0.08	0.05	0.13
800m	19	Sebastien JARABA-HEFFNER	JR	1:52.50	5/8/10	0.9	0.27	1.17
4x400	21			3:14.20	5/13/10	0.7	0.00	0.70
LJ	32	Steven YOUNG	SO	7.19m 23-7¼	5/1/10	0.12	0.00	0.12
Team Total								2.12

90



Northwood (Mich.)

Great Lakes Intercollegiate Athletic Conference

Event	Scrd As	Athlete	Yr	Scored Mark	Date	Pl. Pts.	Bonus	TOTAL
Scored bests come from PRE-SEASON DATA								
H110	20	Marcus BENNETT	JR	14.56	4/22/10	0.8	0.16	0.96
4x100	33			41.56	4/10/10	0.08	0.00	0.08
DISC	21	Craig BORSENIK	SR	51.11m 167-8	4/30/10	0.7	0.07	0.77
Team Total								1.80

91



Drury

Great Lakes Valley Conference

Event	Scrd As	Athlete	Yr	Scored Mark	Date	Pl. Pts.	Bonus	TOTAL
Scored bests come from PRE-SEASON DATA								
5000m	22	Jaime VILLA ZAPATERO	SR	14:28.55	4/14/10	0.6	0.04	0.64
H110	26	Quentin MACK	JR	14.61	5/7/10	0.4	0.07	0.47
Steeple	33	Steven BUSCH	SR	9:22.57	4/30/10	0.08	0.00	0.08
HJ	23	Tory GROOVER	SO	2.03m 6-8	4/23/10	0.55	0.00	0.55
Team Total								1.74

"Scrd As", short for "Scored As", Standing used for place points portion of performance's score combining preseason data (when applied) to current season data

Numbers in BLACK are both the performance's actual NCAA rank AND "scored as" rank Numbers in RED indicate actual NCAA rank does not exist or is worse than "scored as" rank Numbers in BLUE indicate actual NCAA rank is better than "scored as" rank

USTFCCCA Non-Member

Non-Member Schools Will NOT be ranked, beginning Week 2



2011 Outdoor Track & Field, Preseason

D denotes multiple-event rule in affect
Only those who score >0.01 pts are shown

MEN

92



Winston-Salem State

Central Intercollegiate Athletic Association

Event	Scrd As	Athlete	Yr	Scored Mark	Date	Pl. Pts.	Bonus	TOTAL
-------	---------	---------	----	-------------	------	----------	-------	-------

Scored bests come from CURRENT season

▶ 4x400	27	Strickland, Grier, Wiggan, Williams		3:15.30	3/18/11	0.35	0.00	0.35
---------	----	-------------------------------------	--	---------	---------	------	------	------

Scored bests come from PRE-SEASON DATA

▶ 100m	28	Paul WILLIAMS	SR	10.62	3/19/10	0.3	0.08	0.38	
▶ 800m	26	Andrew CHEBII	SO	1:52.75	3/19/10	0.4	0.21	0.61	
▶ LJ	30	Paul WILLIAMS	SR	7.20m	23-7½	3/12/10	0.2	0.00	0.20

Team Total 1.54

93



Millersville

Pennsylvania State Athletic Conference

Event	Scrd As	Athlete	Yr	Scored Mark	Date	Pl. Pts.	Bonus	TOTAL
-------	---------	---------	----	-------------	------	----------	-------	-------

Scored bests come from CURRENT season

▶ DEC	26	Brendon THOMAS	SR	6,075	3/17/11	0.4	0.00	0.40
▶ DEC	34	Zach KOHLER	JR	5,922	3/17/11	0.04	0.00	0.04

Scored bests come from PRE-SEASON DATA

▶ 200m	21	Jeff ROBINSON	SO	21.35	5/13/10	0.7	0.24	0.94
--------	----	---------------	----	-------	---------	-----	------	------

Team Total 1.38

94



UW Parkside

Great Lakes Valley Conference

Event	Scrd As	Athlete	Yr	Scored Mark	Date	Pl. Pts.	Bonus	TOTAL
-------	---------	---------	----	-------------	------	----------	-------	-------

Scored bests come from PRE-SEASON DATA

▶ 10k	18	Ben ORVOLD	SR	30:11.88	4/15/10	1	0.29	1.29
-------	----	------------	----	----------	---------	---	------	------

Team Total 1.29

95



Central Washington

Great Northwest Athletic Conference

▼ 38

Event	Scrd As	Athlete	Yr	Scored Mark	Date	Pl. Pts.	Bonus	TOTAL
-------	---------	---------	----	-------------	------	----------	-------	-------

Scored bests come from PRE-SEASON DATA

▶ 4x100	19			41.10	5/14/10	0.9	0.28	1.18	
▶ HJ	35	Brennan BOYES	SO	2.00m	6-6½	4/17/10	0.02	0.00	0.02

Team Total 1.20

96



Concordia-St. Paul

Northern Sun Intercollegiate Conference

Event	Scrd As	Athlete	Yr	Scored Mark	Date	Pl. Pts.	Bonus	TOTAL
-------	---------	---------	----	-------------	------	----------	-------	-------

Scored bests come from PRE-SEASON DATA

▶ 100m	26	Diahn ZEON	JR	10.61w	4/17/10	0.4	0.11	0.51
▶ 400m	24	Domonique GILMER	SR	48.15	4/28/10	0.5	0.10	0.60

Team Total 1.11

97



Lenoir-Rhyne

South Atlantic Conference

Event	Scrd As	Athlete	Yr	Scored Mark	Date	Pl. Pts.	Bonus	TOTAL
-------	---------	---------	----	-------------	------	----------	-------	-------

Scored bests come from PRE-SEASON DATA

▶ 400m	34	Justin MCCOMBS	JR	48.27	4/23/10	0.04	0.04	0.08	
▶ HJ	23	Marcus SHUFORD	SR	2.03m	6-8	4/10/10	0.55	0.00	0.55
▶ HJ	33	Spenser SYDNEY	SO	2.01m	6-7	4/2/10	0.08	0.00	0.08
▶ LJ	35	Artis GILMORE	SO	7.16m	23-6	4/10/10	0.02	0.00	0.02
▶ TJ	27	Artis GILMORE	SO	14.51m	47-7½	4/10/10	0.35	0.00	0.35

Team Total 1.09

98



Lincoln (Pa.)

Central Intercollegiate Athletic Association

Event	Scrd As	Athlete	Yr	Scored Mark	Date	Pl. Pts.	Bonus	TOTAL
-------	---------	---------	----	-------------	------	----------	-------	-------

Scored bests come from CURRENT season

▶ LJ	21	Aaron HUNTER	SR	7.29mw	23-11	3/25/11	0.7	0.11	0.81
▶ TJ	29	Aaron HUNTER	SR	14.47m	47-5½	3/25/11	0.25	0.00	0.25

Team Total 1.06

99



Saint Rose

Northeast-10 Conference

Event	Scrd As	Athlete	Yr	Scored Mark	Date	Pl. Pts.	Bonus	TOTAL
-------	---------	---------	----	-------------	------	----------	-------	-------

Scored bests come from PRE-SEASON DATA

▶ 800m	32	Tyler GANTZ	SR	1:53.08	5/1/10	0.12	0.13	0.25
▶ 1500m	22	Macky LLOYD	JR	3:51.26	5/15/10	0.6	0.08	0.68

Team Total 0.93

"Scrd As", short for "Scored As", Standing used for place points portion of performance's score combining preseason data (when applied) to current season data

Numbers in BLACK are both the performance's actual NCAA rank AND "scored as" rank Numbers in RED indicate actual NCAA rank does not exist or is worse than "scored as" rank Numbers in BLUE indicate actual NCAA rank is better than "scored as" rank

USTFCCCA Non-Member

Non-Member Schools Will NOT be ranked, beginning Week 2



D denotes multiple-event rule in affect
Only those who score >0.01 pts are shown

MEN

100



UPR Bayamon

Liga Atlética Interuniversitaria de Puerto Rico

Event	Scrd As	Athlete	Yr	Scored Mark	Date	Pl. Pts.	Bonus	TOTAL
Scored bests come from PRE-SEASON DATA								
▶ LJ	33	Abraham CASTRO-CASTRO	JR	7.18m 23-6¾	5/2/10	0.08	0.00	0.08
▶ JAV	21	Hiram ROSARIO-RODRIGUEZ	SO	60.22m 197-7	3/27/10	0.7	0.01	0.71
Team Total								0.79

101



West Chester

Pennsylvania State Athletic Conference

Event	Scrd As	Athlete	Yr	Scored Mark	Date	Pl. Pts.	Bonus	TOTAL
Scored bests come from PRE-SEASON DATA								
▶ 200m	34	Leighon JOHNSON	SR	21.54	5/13/10	0.04	0.00	0.04
▶ 400m	29	Craig ESPENSHADE	SR	48.24	5/13/10	0.25	0.06	0.31
▶ H110	34	Tyler REAL	JR	14.81	3/20/10	0.04	0.00	0.04
▶ 4x400	34			3:15.77	4/20/10	0.04	0.00	0.04
▶ LJ	28	Leighon JOHNSON	SR	7.22m 23-8¾	5/13/10	0.3	0.00	0.30
Team Total								0.73

102



Seattle Pacific

Great Northwest Athletic Conference

Event	Scrd As	Athlete	Yr	Scored Mark	Date	Pl. Pts.	Bonus	TOTAL
Scored bests come from PRE-SEASON DATA								
▶ 800m	29	Nathan SEELEY	SO	1:52.90	3/20/10	0.25	0.17	0.42
▶ JAV	35	Jace DERWIN	SR	58.00m 190-3	5/1/10	0.02	0.00	0.02
▶ DEC	29	Nate JOHNSON	SO	6,040	5/14/10	0.25	0.00	0.25
Team Total								0.69

103



Lewis

Great Lakes Valley Conference

Event	Scrd As	Athlete	Yr	Scored Mark	Date	Pl. Pts.	Bonus	TOTAL
Scored bests come from PRE-SEASON DATA								
▶ TJ	22	Sean JOHNSON		14.62m 47-11¾	3/28/09	0.6	0.08	0.68
Team Total								0.68

104



Mansfield

Pennsylvania State Athletic Conference

Event	Scrd As	Athlete	Yr	Scored Mark	Date	Pl. Pts.	Bonus	TOTAL
Scored bests come from PRE-SEASON DATA								
▶ Steeple	26	Bud PLASZENSKI	SO	9:13.64	5/8/10	0.4	0.16	0.56
Team Total								0.56

105



Lees-McRae

Conference Carolinas

▼44

Event	Scrd As	Athlete	Yr	Scored Mark	Date	Pl. Pts.	Bonus	TOTAL
Scored bests come from PRE-SEASON DATA								
▶ PV	24	Allen KELLY	SO	4.80m 15-9	5/9/10	0.5	0.00	0.50
Team Total								0.50

106



Bentley

Northeast-10 Conference

Event	Scrd As	Athlete	Yr	Scored Mark	Date	Pl. Pts.	Bonus	TOTAL
Scored bests come from PRE-SEASON DATA								
▶ 800m	42	Curtis TRUEB	SO	1:53.52	4/23/10		0.02	0.02
▶ 1500m	25	Curtis TRUEB	SO	3:52.35	4/16/10	0.45	0.00	0.45
Team Total								0.47

107



Metro State

Rocky Mountain Athletic Conference

▼87

Event	Scrd As	Athlete	Yr	Scored Mark	Date	Pl. Pts.	Bonus	TOTAL
Scored bests come from CURRENT season								
▶ Steeple	35	Eiger ERICKSON	JR	9:23.17	3/25/11	0.02	0.00	0.02
Scored bests come from PRE-SEASON DATA								
▶ 1500m	27	Nathan NEWLAND	SR	3:52.70	4/15/10	0.35	0.00	0.35
Team Total								0.37

108



Francis Marion

Peach Belt Conference

Event	Scrd As	Athlete	Yr	Scored Mark	Date	Pl. Pts.	Bonus	TOTAL
Scored bests come from CURRENT season								
▶ HJ	28	Tyler WATERS	SO	2.02m 6-7¾	3/11/11	0.3	0.00	0.30
Team Total								0.30

"Scrd As", short for "Scored As", Standing used for place points portion of performance's score combining preseason data (when applied) to current season data

Numbers in BLACK are both the performance's actual NCAA rank AND "scored as" rank Numbers in RED indicate actual NCAA rank does not exist or is worse than "scored as" rank Numbers in BLUE indicate actual NCAA rank is better than "scored as" rank

USTFCCCA Non-Member

Non-Member Schools Will NOT be ranked, beginning Week 2



2011 Outdoor Track & Field, Preseason

D denotes multiple-event rule in affect
Only those who score >0.01 pts are shown

MEN

109



Humboldt State

California Collegiate Athletic Association

Event	Scrd As	Athlete	Yr	Scored Mark	Date	Pl. Pts.	Bonus	TOTAL
Scored bests come from PRE-SEASON DATA								
▶ 10k	31	Andrew SYLVESTER	JR	30:42.27	4/15/10	0.16	0.00	0.16
Team Total								0.16

110



Southwest Baptist

Mid-America Intercollegiate Athletics Association

Event	Scrd As	Athlete	Yr	Scored Mark	Date	Pl. Pts.	Bonus	TOTAL
Scored bests come from PRE-SEASON DATA								
▶ Steeple	32	Phillip MILLER	SO	9:20.49	5/8/10	0.12	0.00	0.12
Team Total								0.12

111



Virginia State

Central Intercollegiate Athletic Association

▼84

Event	Scrd As	Athlete	Yr	Scored Mark	Date	Pl. Pts.	Bonus	TOTAL
Scored bests come from CURRENT season								
▶ 4x400	33	Mack, Thomas, Ross, Chatmon		3:15.74	3/25/11	0.08	0.00	0.08
Scored bests come from PRE-SEASON DATA								
▶ 4x100	35			41.63	4/9/10	0.02	0.00	0.02
Team Total								0.10

112



Tuskegee

Southern Intercollegiate Athletic Conference

Event	Scrd As	Athlete	Yr	Scored Mark	Date	Pl. Pts.	Bonus	TOTAL
Scored bests come from PRE-SEASON DATA								
▶ 400m	35	Derek HUGHES	JR	48.30	4/2/10	0.02	0.03	0.05
Team Total								0.05

113



Anderson (S.C.)

South Atlantic Conference

Event	Scrd As	Athlete	Yr	Scored Mark	Date	Pl. Pts.	Bonus	TOTAL
Scored bests come from CURRENT season								
▶ 800m	38	Matthew SHAFFER	SO	1:53.43	3/24/11		0.04	0.04
Team Total								0.04

114



Bloomsburg (Pa.)

Pennsylvania State Athletic Conference

Event	Scrd As	Athlete	Yr	Scored Mark	Date	Pl. Pts.	Bonus	TOTAL	
Scored bests come from PRE-SEASON DATA									
▶ JAV	34	Jason LAFORME	SO	58.03m	190-4	5/8/10	0.04	0.00	0.04
Team Total								0.04	

115



Miles

Southern Intercollegiate Athletic Conference

Event	Scrd As	Athlete	Yr	Scored Mark	Date	Pl. Pts.	Bonus	TOTAL	
Scored bests come from PRE-SEASON DATA									
▶ HJ	35	Djari NELSON	JR	2.00m	6-6 1/2	4/3/10	0.02	0.00	0.02
Team Total								0.02	

"Scrd As", short for "Scored As", Standing used for place points portion of performance's score combining preseason data (when applied) to current season data

Numbers in BLACK are both the performance's actual NCAA rank AND "scored as" rank Numbers in RED indicate actual NCAA rank does not exist or is worse than "scored as" rank Numbers in BLUE indicate actual NCAA rank is better than "scored as" rank

USTFCCCA Non-Member

Non-Member Schools Will NOT be ranked, beginning Week 2



2011 Outdoor Track & Field, Preseason

D denotes multiple-event rule in affect
Only those who score >0.01 pts are shown

WOMEN

1 **Grand Valley State** ▲ **2**
Great Lakes Intercollegiate Athletic Conference

Event	Scrd As	Athlete	Yr	Scored Mark	Date	Pl. Pts.	Bonus	TOTAL
Scored bests come from CURRENT season								
▶ 10k	9	Eileen CREUTZ	SR	35:15.96	3/25/11	7	0.82	7.82
▶ 10k	16	Kylen CIESLAK	SR	35:46.36	3/25/11	2	0.38	2.38
Scored bests come from PRE-SEASON DATA								
▶ 400m	15	Kayla VALLAR	SR	55.71	4/15/10	2.5	0.31	2.81
▶ 400m	26	Chanelle CALDWELL	JR	56.30	4/30/10	0.4	0.02	0.42
▶ 800m	1	Chanelle CALDWELL	JR	2:06.60	5/29/10	20	3.81	23.81
▶ 1500m	1	Monica KINNEY	JR	4:23.00	5/29/10	20	3.19	23.19
▶ 1500m	15	Eileen CREUTZ	SR	4:33.93	4/22/10	D 2.5	0.30	2.30
▶ 1500m	24	Karie MCDONALD	JR	4:35.52	4/16/10	0.5	0.15	0.65
▶ 1500m	25	Rebecca WINCHESTER	SR	4:35.57	4/22/10	0.45	0.14	0.59
▶ 1500m	30	Ashley BOTHAM	JR	4:36.76	4/15/10	0.2	0.03	0.23
▶ 5000m	3	Monica KINNEY	JR	16:24.67	5/29/10	16	1.91	17.91
▶ 5000m	12	Eileen CREUTZ	SR	16:40.99	4/15/10	4	0.79	4.79
▶ 5000m	14	Megan MACERATINI	SR	16:44.64	5/29/10	3	0.60	3.60
▶ 5000m	20	Julia NOWAK	JR	17:03.12	4/15/10	0.8	0.07	0.87
▶ 10k	12	Megan MACERATINI	SR	35:22.79	3/26/10	4	0.69	4.69
▶ 10k	29	Leah BORNIS	SR	36:41.77	5/5/10	0.25	0.00	0.25
▶ 10k	30	Sara PARKS	JR	36:42.46	4/15/10	0.2	0.00	0.20
▶ H100	20	Jade HULL	JR	14.37	4/24/10	0.8	0.09	0.89
▶ H400	16	Jade HULL	JR	1:02.17	5/13/10	2	0.29	2.29
▶ Steeple	6	Karie MCDONALD	JR	10:36.22	4/15/10	10	1.39	11.39
▶ Steeple	8	Rebecca WINCHESTER	SR	10:44.97	4/15/10	8	0.87	8.87
▶ Steeple	10	Jessie VICKERS	SR	10:47.01	5/13/10	6	0.75	6.75
▶ Steeple	19	Kelly CROWLEY	JR	11:03.15	5/13/10	0.9	0.16	1.06
▶ 4x100	25			47.30	4/30/10	0.45	0.00	0.45
▶ 4x400	4			3:41.81	5/29/10	14	2.04	16.04
▶ PV	4	Jocelyn KUKSA	JR	3.83m	12-6%	14	1.34	15.34
▶ PV	31	Amy REYNOLDS	SO	3.37m	11-¾	0.16	0.00	0.16
▶ SP	3	Lauren BURESH	JR	15.19m	49-10	16	2.66	18.66
▶ SP	7	Sam LOCKHART	SO	14.48m	47-6%	9	0.95	9.95
▶ DISC	12	Sam LOCKHART	SO	46.75m	153-4	4	0.57	4.57
▶ DISC	15	Jamie SMITH	SO	46.04m	151-0	2.5	0.29	2.79
▶ DISC	19	Melanie HUHN	JR	45.49m	149-3	0.9	0.13	1.03
▶ DISC	29	Lauren BURESH	JR	43.60m	143-0	0.25	0.00	0.25
▶ HT	1	Liz MURPHY	SO	60.29m	197-9	20	4.05	24.05
Team Total								221.05

2 **Adams State** ▲ **6**
Rocky Mountain Athletic Conference

Event	Scrd As	Athlete	Yr	Scored Mark	Date	Pl. Pts.	Bonus	TOTAL
Scored bests come from CURRENT season								
▶ 800m	34	Lindsey GRASMICK	JR	2:15.10	3/25/11	0.04	0.00	0.04
▶ 1500m	21	Kristen MCGLYNN	SO	4:35.11	3/25/11	0.7	0.18	0.88
▶ H400	8	Kaymarie JONES	JR	1:00.77	3/25/11	8	0.91	8.91
▶ Steeple	23	Kelly LAMB	FR	11:07.74	3/25/11	0.55	0.04	0.59
Scored bests come from PRE-SEASON DATA								
▶ 100m	1	Indira SPENCE	JR	11.45w	5/1/10	D 20	3.32	5.32
▶ 200m	1	Indira SPENCE	JR	23.51	4/15/10	20	2.81	22.81
▶ 800m	24	Alicia NELSON	SO	2:14.13	4/10/10	0.5	0.08	0.58
▶ 800m	31	Cassie MITCHELL	JR	2:14.88	4/10/10	0.16	0.00	0.16
▶ 1500m	11	Alicia NELSON	SO	4:32.76	4/3/10	5	0.50	5.50
▶ 5000m	9	Kristen MCGLYNN	SO	16:37.35	4/15/10	7	0.98	7.98
▶ 5000m	26	Ashley QUINTANA	SR	17:12.82	5/1/10	0.4	0.00	0.40
▶ 10k	3	Kristen MCGLYNN	SO	34:37.21	5/1/10	16	1.81	17.81
▶ 10k	14	Ashley QUINTANA	SR	35:41.90	4/15/10	3	0.43	3.43
▶ H100	1	Indira SPENCE	JR	13.13	4/15/10	20	3.37	23.37
▶ H100	6	KayMarie JONES	SR	13.69	6/5/10	10	1.41	11.41
▶ H400	3	Lindsey GRASMICK	JR	1:00.06	5/29/10	16	1.54	17.54
▶ Steeple	1	Alicia NELSON	SO	10:11.48	5/29/10	20	3.59	23.59
▶ Steeple	5	Cassie MITCHELL	JR	10:33.57	4/15/10	12	1.55	13.55
▶ 4x100	17			46.86	5/16/10	1.5	0.01	1.51
▶ 4x400	25			3:52.20	4/10/10	0.45	0.00	0.45
▶ PV	11	Annelise PRADAL	SR	3.73m	12-2%	5	0.78	5.78
▶ SP	15	Katie KRUGER	SR	14.05m	46-1%	2.5	0.31	2.81
▶ SP	23	Tamara FOWLER	SR	13.69m	44-11	0.55	0.00	0.55
▶ DISC	17	Jenna BOHNEN	JR	45.94m	150-8	1.5	0.26	1.76
Team Total								176.73

"Scrd As", short for "Scored As", Standing used for place points portion of performance's score combining preseason data (when applied) to current season data
Numbers in BLACK are both the performance's actual NCAA rank AND "scored as" rank Numbers in RED indicate actual NCAA rank does not exist or is worse than "scored as" rank Numbers in BLUE indicate actual NCAA rank is better than "scored as" rank



USTFCCCA NCAA Division II National Team Rankings

2011 Outdoor Track & Field, Preseason

as of 3/29/2011 12:36:26 PM

D denotes multiple-event rule in affect
Only those who score >0.01 pts are shown

WOMEN

3  **Johnson C. Smith** ▲ 7
Central Intercollegiate Athletic Association

Event	Scrd As	Athlete	Yr	Scored Mark	Date	Pl. Pts.	Bonus	TOTAL
Scored bests come from CURRENT season								
▶ 100m	9	Danielle WILLIAMS	FR	11.82	3/17/11	7	0.84	7.84
▶ 200m	13	Danielle WILLIAMS	FR	24.39w	3/17/11	D 3.5	0.47	2.47
▶ 200m	27	Naffene BRISCOE	SO	24.69	3/17/11	0.35	0.01	0.36
▶ 400m	21	Naffene BRISCOE	SO	56.06	3/17/11	0.7	0.14	0.84
▶ H100	5	Danielle WILLIAMS	FR	13.67w	3/17/11	12	1.46	13.46
▶ H100	8	Lakaevia TYLER	SR	13.95w	3/17/11	8	0.76	8.76
▶ HJ	12	Xahnn-Georgia REID	SO	1.70m	5-7 3/17/11	4	0.40	4.40
▶ LJ	7	Xahnn-Georgia REID	SO	5.89m	19-4 3/17/11	9	0.86	9.86
Scored bests come from PRE-SEASON DATA								
▶ 100m	4	Shermaine WILLIAMS	SR	11.67	4/16/10	14	1.61	15.61
▶ 100m	10	Rosemarie CARTY	JR	11.87	4/16/10	6	0.59	6.59
▶ 100m	22	Monique KELLY	JR	12.03	4/16/10	0.6	0.05	0.65
▶ 100m	27	Lakaevia TYLER	SR	12.10	4/16/10	0.35	0.00	0.35
▶ 200m	6	Shermaine WILLIAMS	SR	23.98	4/16/10	D 10	1.33	3.33
▶ 200m	22	Monique KELLY	JR	24.54	4/10/10	0.6	0.16	0.76
▶ H100	2	Shermaine WILLIAMS	SR	13.14	5/29/10	18	3.33	21.33
▶ H100	3	Rosemarie CARTY	JR	13.37	5/14/10	16	2.41	18.41
▶ H100	12	Nikki BOSTON	SR	14.07	3/18/10	4	0.47	4.47
▶ H400	7	Nikki BOSTON	SR	1:00.66	3/18/10	9	0.98	9.98
▶ 4x100	3			45.24	5/29/10	16	2.65	18.65
▶ 4x400	10			3:45.41	4/10/10	6	0.90	6.90
Team Total								155.02

4  **Lincoln (Mo.)** ▼ 2
Mid-America Intercollegiate Athletics Association

Event	Scrd As	Athlete	Yr	Scored Mark	Date	Pl. Pts.	Bonus	TOTAL
Scored bests come from PRE-SEASON DATA								
▶ 100m	5	Nyoka COLE	SR	11.70	5/27/10	12	1.44	13.44
▶ 100m	20	Shanna Kay WRIGHT	SR	12.00w	4/30/10	0.8	0.12	0.92
▶ 200m	5	Nyoka COLE	SR	23.90	4/9/10	D 12	1.55	3.55
▶ 200m	17	Michelle CUMBERBATCH	SO	24.45	4/9/10	1.5	0.35	1.85
▶ 400m	3	Nyoka COLE	SR	53.99	5/27/10	16	2.11	18.11
▶ 400m	7	Michelle CUMBERBATCH	SO	54.56	5/27/10	9	1.24	10.24
▶ 400m	9	Keniesha JONES	SR	54.95	5/27/10	7	0.84	7.84
▶ H400	1	Michelle CUMBERBATCH	SO	56.85	5/29/10	20	4.77	24.77
▶ H400	4	Keniesha JONES	SR	1:00.22	5/29/10	14	1.39	15.39
▶ 4x100	1			44.65	5/7/10	20	4.17	24.17
▶ 4x400	1			3:38.55	4/21/10	20	3.50	23.50
▶ HJ	32	Sheri Kay CAMPBELL	JR	1.65m	5-5 4/10/10	0.12	0.00	0.12
▶ TJ	7	Kimberly HODGES	SR	12.09m	39-8 4/10/10	9	0.86	9.86
Team Total								153.75

"Scrd As", short for "Scored As", Standing used for place points portion of performance's score combining preseason data (when applied) to current season data
 Numbers in BLACK are both the performance's actual NCAA rank AND "scored as" rank Numbers in RED indicate actual NCAA rank does not exist or is worse than "scored as" rank Numbers in BLUE indicate actual NCAA rank is better than "scored as" rank
USTFCCCA Non-Member Non-Member Schools Will NOT be ranked, beginning Week 2



2011 Outdoor Track & Field, Preseason

D denotes multiple-event rule in affect
Only those who score >0.01 pts are shown

WOMEN

5

UC San Diego

California Collegiate Athletic Association

▲ 11

Event	Scrd As	Athlete	Yr	Scored Mark	Date	Pl. Pts.	Bonus	TOTAL	
Scored bests come from CURRENT season									
▶ 100m	2	Kelly FOGARTY	SR	11.52	3/26/11	18	2.77	20.77	
▶ 200m	2	Kelly FOGARTY	SR	23.56w	3/26/11	18	2.65	20.65	
▶ H100	15	Stephanie LEFEVER	SR	14.18	3/5/11	D 2.5	0.31	2.31	
▶ H400	14	Caitlin MEAGHER	JR	1:01.92	3/17/11	3	0.36	3.36	
▶ H400	26	Lauren IRISH	SO	1:03.01	3/26/11	0.4	0.04	0.44	
▶ H400	28	Deyna ROBERSON	SR	1:03.18	3/26/11	0.3	0.00	0.30	
▶ HJ	9	Stephanie LEFEVER	SR	1.71m	5-7¼	3/5/11	D 7	0.65	2.65
▶ DISC	22	Danielle THU	SR	44.53m	146-1	3/5/11	0.6	0.00	0.60
▶ DISC	35	Uchenna AGBAHIWE	SO	43.29m	142-0	3/5/11	0.02	0.00	0.02
▶ HT	2	Danielle THU	SR	58.93m	193-4	2/26/11	18	3.12	21.12
Scored bests come from PRE-SEASON DATA									
▶ H400	30	Allison RUDD	JR	1:03.33	5/6/10	0.2	0.00	0.20	
▶ 4x100	11			46.29	5/27/10	5	0.53	5.53	
▶ 4x400	7			3:44.39	5/29/10	9	1.19	10.19	
▶ LJ	2	Stephanie LEFEVER	SR	6.06mw	19-10%	2/20/10	18	2.33	20.33
▶ TJ	18	Stephanie LEFEVER	SR	11.81m	38-9	5/6/10	1	0.18	1.18
▶ JAV	4	Theresa RICHARDS	SR	45.65m	149-9	4/23/10	14	2.19	16.19
▶ HEPT	2	Stephanie LEFEVER	SR	5,193	4/14/10	18	2.49	20.49	
Team Total								146.33	

6

Ashland

Great Lakes Intercollegiate Athletic Conference

▲ 6

Event	Scrd As	Athlete	Yr	Scored Mark	Date	Pl. Pts.	Bonus	TOTAL	
Scored bests come from CURRENT season									
▶ LJ	15	Cheryl BOURNE	JR	5.78m	18-11¼	3/17/11	2.5	0.32	2.82
▶ SP	30	Abby KACSANDI	SR	13.42m	44-¾	3/17/11	0.2	0.00	0.20
▶ HT	15	Kelly ASH	JR	52.55m	172-5	3/26/11	2.5	0.21	2.71
▶ HEPT	6	Abby KACSANDI	SR	4,900		3/17/11	10	1.21	11.21
▶ HEPT	12	Cheryl BOURNE	JR	4,704		3/17/11	4	0.51	4.51
Scored bests come from PRE-SEASON DATA									
▶ 400m	4	Steph TINNEY	SR	54.22		5/27/10	14	1.75	15.75
▶ 800m	13	Steph TINNEY	SR	2:12.51		3/27/10	3.5	0.49	3.99
▶ 10k	33	Ashley GREGORY	SR	36:56.85		4/22/10	0.08	0.00	0.08
▶ H100	21	Lisa ROTH	SR	14.40		4/23/10	0.7	0.05	0.75
▶ H400	19	Lisa ROTH	SR	1:02.55		3/18/10	0.9	0.17	1.07
▶ 4x400	31			3:53.00		4/23/10	0.16	0.00	0.16
▶ HJ	1	Abby KACSANDI	SR	1.79m	5-10%	5/14/10	20	3.51	23.51
▶ LJ	16	Steph ABBOTT	SR	5.76m	18-10%	4/3/10	2	0.25	2.25
▶ LJ	29	Lisa ROTH	SR	5.62m	18-5%	4/23/10	0.25	0.00	0.25
▶ SP	2	Kelly ASH	JR	15.22m	49-11¼	5/29/10	18	2.76	20.76
▶ DISC	10	Tara COOPER	SR	46.88m	153-9	4/9/10	6	0.65	6.65
▶ DISC	16	Kelly ASH	JR	45.99m	150-10	4/3/10	2	0.27	2.27
▶ HT	8	Tara COOPER	SR	55.63m	182-6	4/23/10	8	1.07	9.07
▶ HT	30	Katie SOPHER	SR	49.35m	161-11	4/3/10	0.2	0.00	0.20
▶ HEPT	3	Lisa ROTH	SR	5,158		5/11/10	16	2.30	18.30
Team Total								126.50	

"Scrd As", short for "Scored As", Standing used for place points portion of performance's score combining preseason data (when applied) to current season data

Numbers in BLACK are both the performance's actual NCAA rank AND "scored as" rank Numbers in RED indicate actual NCAA rank does not exist or is worse than "scored as" rank Numbers in BLUE indicate actual NCAA rank is better than "scored as" rank

USTFCCCA Non-Member

Non-Member Schools Will NOT be ranked, beginning Week 2



USTFCCCA NCAA Division II National Team Rankings

2011 Outdoor Track & Field, Preseason

as of 3/29/2011 12:36:26 PM

D denotes multiple-event rule in affect
Only those who score >0.01 pts are shown

WOMEN

7



Fort Valley State

Southern Intercollegiate Athletic Conference

2

Event	Scrd As	Athlete	Yr	Scored Mark	Date	Pl. Pts.	Bonus	TOTAL	
Scored bests come from CURRENT season									
H400	13	Latonya PAYNE	SO	1:01.48	3/4/11	3.5	0.50	4.00	
Scored bests come from PRE-SEASON DATA									
100m	3	Portia WILSON	SO	11.56	5/27/10	16	2.45	18.45	
100m	33	Tiffany MOORE	SR	12.14w	5/8/10	0.08	0.00	0.08	
200m	8	Portia WILSON	SO	24.30	4/15/10	8	0.66	8.66	
200m	28	Tiffany MOORE	SR	24.74	5/8/10	0.3	0.00	0.30	
400m	28	Latonya PAYNE	SO	56.38	4/15/10	0.3	0.00	0.30	
H100	14	Nakela JACKSON	SR	14.17	4/15/10	3	0.32	3.32	
4x100	6			45.66	5/29/10	10	1.60	11.60	
4x400	5			3:43.87	5/29/10	12	1.34	13.34	
LJ	1	Antionette OGLESBY	SR	6.31mw	20-8½	5/8/10	20	4.72	24.72
LJ	14	Shankevia BURKE	SO	5.80m	19-½	5/14/10	3	0.38	3.38
TJ	1	Antionette OGLESBY	SR	12.96m	42-6¼	5/29/10	20	4.46	24.46
TJ	5	Kiana KEY	SR	12.11m	39-8¾	5/14/10	12	0.92	12.92
TJ	21	Shankevia BURKE	SO	11.71m	38-5	5/14/10	0.7	0.03	0.73
Team Total								126.28	

8



Abilene Christian

Lone Star Conference

4

Event	Scrd As	Athlete	Yr	Scored Mark	Date	Pl. Pts.	Bonus	TOTAL	
Scored bests come from CURRENT season									
TJ	2	Amanda OUEDRAOGO	SO	12.71m	41-8½	3/26/11	18	3.33	21.33
HEPT	31	Cassie BROOKS	SO	4,259		3/24/11	0.16	0.00	0.16
Scored bests come from PRE-SEASON DATA									
100m	13	Sydney SMITH	SO	11.89w	5/7/10	3.5	0.49	3.99	
200m	30	Sydney SMITH	SO	24.78w	5/7/10	0.2	0.00	0.20	
1500m	16	Anais BELLEDANT	SR	4:34.09	5/1/10	2	0.28	2.28	
H100	24	Cassie BROOKS	SO	14.46w	5/7/10	0.5	0.00	0.50	
H100	34	Destinee NIXON	SR	14.60	4/10/10	0.04	0.00	0.04	
Steeple	22	Chloe SUSSET	JR	11:06.49	4/15/10	0.6	0.07	0.67	
4x100	2			45.19	5/29/10	18	2.78	20.78	
4x400	34			3:54.23	3/31/10	0.04	0.00	0.04	
LJ	7	Amanda CLEMONS	JR	5.89m	19-4	5/7/10	9	0.86	9.86
TJ	3	Amanda CLEMONS	JR	12.45m	40-10¼	5/7/10	16	2.15	18.15
TJ	4	Destinee NIXON	SR	12.35m	40-6¼	5/1/10	14	1.70	15.70
DISC	2	Paige NEWBY	SR	49.37m	161-11	5/29/10	18	2.21	20.21
DISC	24	Jessica SLOSS	SR	44.33m	145-5	4/23/10	0.5	0.00	0.50
HT	11	Jessica SLOSS	SR	53.99m	177-1	5/1/10	5	0.56	5.56
HT	19	Paige NEWBY	SR	51.70m	169-7	5/1/10	0.9	0.01	0.91
Team Total								120.87	

"Scrd As", short for "Scored As", Standing used for place points portion of performance's score combining preseason data (when applied) to current season data

Numbers in BLACK are both the performance's actual NCAA rank AND "scored as" rank Numbers in RED indicate actual NCAA rank does not exist or is worse than "scored as" rank Numbers in BLUE indicate actual NCAA rank is better than "scored as" rank

USTFCCCA Non-Member

Non-Member Schools Will NOT be ranked, beginning Week 2



USTFCCCA NCAA Division II National Team Rankings

2011 Outdoor Track & Field, Preseason

as of 3/29/2011 12:36:27 PM

D denotes multiple-event rule in affect
Only those who score >0.01 pts are shown

WOMEN

9  **Central Missouri** ▲ 16
Mid-America Intercollegiate Athletics Association

Event	Scrd As	Athlete	Yr	Scored Mark	Date	Pl. Pts.	Bonus	TOTAL
Scored bests come from CURRENT season								
H100	10	Lindsay LETTOW	JR	13.98	3/24/11	D 6	0.69	2.69
HJ	5	Lindsay LETTOW	JR	1.73m 5-8	3/24/11	12	1.23	13.23
LJ	13	Lindsay LETTOW	JR	5.83mw 19-1½	3/24/11	D 3.5	0.48	2.48
HEPT	1	Lindsay LETTOW	JR	5,610	3/24/11	20	4.83	24.83
HEPT	15	Erin ALEWINE	FR	4,559	3/24/11	2.5	0.22	2.72
Scored bests come from PRE-SEASON DATA								
H100	25	Angela SELBY	SR	14.47w	5/8/10	0.45	0.00	0.45
H400	15	Lindsay LETTOW	JR	1:02.09	5/8/10	D 2.5	0.31	2.31
H400	27	Storm SIMONS	SO	1:03.17	5/8/10	0.35	0.00	0.35
H400	29	Angela SELBY	SR	1:03.24	5/8/10	0.25	0.00	0.25
PV	33	Cori WHITSON	JR	3.36m 11-¾	4/16/10	0.08	0.00	0.08
LJ	18	Angela SELBY	SR	5.74m 18-10	5/8/10	1	0.19	1.19
TJ	14	Stephany JOHNSON	SO	11.97mw 39-3¼	4/10/10	3	0.49	3.49
SP	4	Kayla MUYSKENS	JR	14.85m 48-8¾	5/29/10	14	1.76	15.76
SP	27	Jesscia DONOVAN	SR	13.51m 44-4	5/8/10	0.35	0.00	0.35
DISC	14	Kayla MUYSKENS	JR	46.05m 151-1	4/10/10	3	0.29	3.29
HT	9	Kayla MUYSKENS	JR	55.25m 181-3	4/16/10	7	0.89	7.89
HT	12	Jesscia DONOVAN	SR	53.87m 176-9	4/16/10	4	0.53	4.53
JAV	7	Angela SELBY	SR	43.86m 143-10	5/15/10	9	1.04	10.04
HEPT	5	Angela SELBY	SR	5,031	5/8/10	12	1.72	13.72
Team Total								109.64

10  **Saint Augustine's** ▲ 1
Central Intercollegiate Athletic Association

Event	Scrd As	Athlete	Yr	Scored Mark	Date	Pl. Pts.	Bonus	TOTAL
Scored bests come from CURRENT season								
H400	21	April LONDON	JR	1:02.65	3/25/11	0.7	0.14	0.84
HJ	32	Andrea POWELL	JR	1.65m 5-5	3/25/11	0.12	0.00	0.12
TJ	8	Kirsten BOWENS	FR	12.05mw 39-6½	3/17/11	8	0.74	8.74
Scored bests come from PRE-SEASON DATA								
200m	7	Kelly SHAW	SO	24.21w	5/1/10	9	0.85	9.85
400m	1	Kelly SHAW	SO	53.62	5/27/10	20	2.68	22.68
400m	24	Sheena JOHNS	SR	56.23	5/9/10	0.5	0.06	0.56
4x100	4			45.53	5/29/10	14	1.92	15.92
4x400	3			3:40.25	5/29/10	16	2.73	18.73
LJ	7	Keisha PARRIS	SO	5.89m 19-4	5/16/10	9	0.86	9.86
TJ	11	Kirsten FIELDS	SR	12.01m 39-5	5/9/10	5	0.62	5.62
TJ	33	Andrea POWELL	JR	11.50m 37-8¾	4/16/10	0.08	0.00	0.08
Team Total								93.00

11  **Shippensburg** ▼ 2
Pennsylvania State Athletic Conference

Event	Scrd As	Athlete	Yr	Scored Mark	Date	Pl. Pts.	Bonus	TOTAL
Scored bests come from PRE-SEASON DATA								
400m	8	Erica HESS	SR	54.70	5/27/10	8	1.10	9.10
800m	2	Amanda RADABAUGH	JR	2:07.62	5/29/10	18	3.17	21.17
800m	18	Emily DUBS	SR	2:13.23	5/1/10	1	0.26	1.26
800m	22	Neely SPENCE	JR	2:13.89	4/3/10	0.6	0.13	0.73
800m	26	Abigail HUBER	SR	2:14.30	5/13/10	0.4	0.05	0.45
1500m	4	Abigail HUBER	SR	4:28.18	5/1/10	14	1.64	15.64
1500m	14	Neely SPENCE	JR	4:33.69	5/13/10	3	0.33	3.33
5000m	1	Neely SPENCE	JR	16:13.34	4/20/10	20	2.83	22.83
H400	25	Caitlin STUETZ	SO	1:02.96	5/13/10	0.45	0.05	0.50
4x400	14			3:48.62	5/13/10	3	0.21	3.21
HJ	17	Rebekah NEWHART	SR	1.69m 5-6½	3/26/10	1.5	0.25	1.75
PV	8	Megan BRESKI	SO	3.77m 12-4½	5/13/10	8	1.00	9.00
TJ	27	Rebekah NEWHART	SR	11.59m 38-¾	4/30/10	0.35	0.00	0.35
HT	20	Stephanie HARRISON	SR	51.65m 169-5	4/9/10	0.8	0.00	0.80
JAV	34	Brittany HARLACKER	SO	39.42m 129-4	5/1/10	0.04	0.00	0.04
Team Total								90.15

"Scrd As", short for "Scored As", Standing used for place points portion of performance's score combining preseason data (when applied) to current season data

Numbers in BLACK are both the performance's actual NCAA rank AND "scored as" rank Numbers in RED indicate actual NCAA rank does not exist or is worse than "scored as" rank Numbers in BLUE indicate actual NCAA rank is better than "scored as" rank

USTFCCCA Non-Member

Non-Member Schools Will NOT be ranked, beginning Week 2



2011 Outdoor Track & Field, Preseason

D denotes multiple-event rule in affect
Only those who score >0.01 pts are shown

WOMEN

12



Winona State

1

Northern Sun Intercollegiate Conference

Event	Scrd As	Athlete	Yr	Scored Mark	Date	Pl. Pts.	Bonus	TOTAL	
Scored bests come from PRE-SEASON DATA									
▶ 100m	10	Caitlin DHEIN	JR	11.87	5/27/10	6	0.59	6.59	
▶ 4x100	30			47.69	5/1/10	0.2	0.00	0.20	
▶ 4x400	18			3:50.14	5/1/10	1	0.00	1.00	
▶ PV	28	Alyssa MCCARTHY	JR	3.40m	11-1½	4/2/10	0.3	0.00	0.30
▶ SP	6	Rebecca STIER	SR	14.59m	47-10½	4/10/10	10	1.19	11.19
▶ SP	11	Mary THEISEN	SO	14.26m	46-9½	4/2/10	5	0.55	5.55
▶ SP	21	Shanai GUIDER	SO	13.75m	45-1½	4/2/10	0.7	0.00	0.70
▶ DISC	2	Mary THEISEN	SO	49.37m	161-11	4/24/10	18	2.21	20.21
▶ DISC	4	Shanai GUIDER	SO	49.21m	161-5	5/14/10	14	2.07	16.07
▶ DISC	8	Rebecca STIER	SR	46.93m	153-11	5/29/10	8	0.68	8.68
▶ HT	4	Michelle POTTER		56.75m	186-2	4/2/10	14	1.64	15.64
▶ HT	17	Jenny SCHULER	JR	52.21m	171-3	5/7/10	1.5	0.13	1.63
▶ HT	27	Rebecca STIER	SR	49.79m	163-4	4/10/10	0.35	0.00	0.35
▶ HT	32	Krystle LONNING	SR	49.30m	161-9	4/10/10	0.12	0.00	0.12
▶ JAV	28	Krystle LONNING	SR	39.79m	130-6	4/2/10	0.3	0.00	0.30

Team Total 88.53

13



Cal State LA

25

California Collegiate Athletic Association

Event	Scrd As	Athlete	Yr	Scored Mark	Date	Pl. Pts.	Bonus	TOTAL	
Scored bests come from CURRENT season									
▶ 800m	23	Justina SADAUSKAITE	JR	2:13.95	3/26/11	0.55	0.12	0.67	
▶ HJ	24	Tuekeha HUNTLEY	JR	1.67m	5-5½	2/26/11	0.5	0.00	0.50

Scored bests come from PRE-SEASON DATA									
▶ 400m	16	Brittany MANUEL	SR	55.75	5/6/10	2	0.29	2.29	
▶ 4x100	8			45.90	5/15/10	8	1.17	9.17	
▶ 4x400	9			3:45.03	5/29/10	7	1.01	8.01	
▶ SP	1	Na'i LENI		15.65m	51-4¾	4/16/10	20	4.14	24.14
▶ DISC	1	Na'i LENI		51.45m	168-9	4/16/10	20	3.96	23.96
▶ HEPT	4	Tuekeha HUNTLEY	JR	5,126	5/29/10	14	2.12	16.12	

Team Total 84.85

14



Chico State

4

California Collegiate Athletic Association

Event	Scrd As	Athlete	Yr	Scored Mark	Date	Pl. Pts.	Bonus	TOTAL	
Scored bests come from CURRENT season									
▶ 800m	35	Anna EICHOLTZ	SR	2:15.22	3/25/11	0.02	0.00	0.02	
▶ 1500m	35	Anna EICHOLTZ	SR	4:37.38	3/25/11	0.02	0.00	0.02	
▶ 5000m	6	Kara LUBIENIECKI	SR	16:33.49	3/25/11	10	1.21	11.21	
▶ 5000m	21	Stephanie CONSIGLIO	JR	17:03.65	3/25/11	0.7	0.06	0.76	
▶ 10k	11	Alia GRAY	JR	35:20.21	3/25/11	5	0.74	5.74	
▶ H100	32	Aimee RODGERS	SO	14.55	3/12/11	0.12	0.00	0.12	
▶ H400	33	Kelly CLANCEY	SR	1:03.52	3/12/11	0.08	0.00	0.08	
▶ Steeple	17	Amy SCHNITTGER	SO	11:02.23	3/25/11	1.5	0.19	1.69	
▶ LJ	32	Kasey BARNETT	FR	5.60mw	18-4¾	2/26/11	0.12	0.00	0.12
▶ TJ	31	Julianne CONRAD	SR	11.52m	37-9¾	3/12/11	0.16	0.00	0.16
▶ SP	30	Ashley WEBSTER	SR	13.42m	44-¾	3/12/11	0.2	0.00	0.20

Scored bests come from PRE-SEASON DATA									
▶ 1500m	5	Kara LUBIENIECKI	SR	4:28.46	5/29/10	12	1.56	13.56	
▶ 5000m	5	Tori TYLER	SR	16:29.76	4/15/10	12	1.51	13.51	
▶ 10k	5	Tori TYLER	SR	34:47.65	3/26/10	12	1.50	13.50	
▶ 10k	23	Shannon RICH	SR	36:28.41	4/15/10	0.55	0.00	0.55	
▶ 10k	32	Jonah WEEKS	JR	36:56.53	3/26/10	0.12	0.00	0.12	
▶ Steeple	26	Jessica BRIENO	SR	11:12.12	3/26/10	0.4	0.00	0.40	
▶ Steeple	35	Katie SPENCER	SO	11:18.75	4/16/10	0.02	0.00	0.02	
▶ 4x400	33			3:53.27	5/6/10	0.08	0.00	0.08	
▶ HJ	12	Julianne CONRAD	SR	1.70m	5-7	4/9/10	4	0.40	4.40
▶ PV	31	Ashley RENO	JR	3.37m	11-¾	4/24/10	0.16	0.00	0.16
▶ LJ	34	Kelly CLANCEY	SR	5.59mw	18-4¾	5/6/10	0.04	0.00	0.04
▶ HEPT	7	Kelly CLANCEY	SR	4,863	5/6/10	9	1.07	10.07	

Team Total 76.52

"Scrd As", short for "Scored As", Standing used for place points portion of performance's score combining preseason data (when applied) to current season data

Numbers in BLACK are both the performance's actual NCAA rank AND "scored as" rank Numbers in RED indicate actual NCAA rank does not exist or is worse than "scored as" rank Numbers in BLUE indicate actual NCAA rank is better than "scored as" rank

USTFCCCA Non-Member

Non-Member Schools Will NOT be ranked, beginning Week 2



D denotes multiple-event rule in affect
Only those who score >0.01 pts are shown

WOMEN

15

Pittsburg State

Mid-America Intercollegiate Athletics Association

▲ **6**

Event	Scrd As	Athlete	Yr	Scored	Mark	Date	Pl. Pts.	Bonus	TOTAL
Scored bests come from CURRENT season									
JAV	5	Amber KLOSTER	SO	45.38m	148-10	3/17/11	12	1.96	13.96
JAV	25	Tessa WESTHOFF	FR	40.62m	133-3	3/17/11	0.45	0.00	0.45
Scored bests come from PRE-SEASON DATA									
100m	30	Rosalyn NELSON	SR	12.12		3/27/10	0.2	0.00	0.20
Steeple	25	Jennifer BUTLER	SR	11:11.62		5/8/10	0.45	0.00	0.45
HJ	7	Gretchen CLARK	SR	1.72m	5-7%	4/10/10	9	0.94	9.94
PV	10	Michelle MITCHELL	SR	3.75m	12-3%	4/10/10	6	0.89	6.89
SP	5	Larissa RICHARDS	JR	14.69m	48-2%	4/23/10	12	1.41	13.41
SP	12	Heidi SMITH	JR	14.24m	46-8%	5/8/10	4	0.52	4.52
DISC	7	Larissa RICHARDS	JR	48.02m	157-6	5/29/10	9	1.30	10.30
HT	21	Heidi SMITH	JR	51.42m	168-8	4/23/10	0.7	0.00	0.70
JAV	8	Shannon LYNCH	SR	43.50m	142-8	5/8/10	8	0.83	8.83
JAV	10	Monica WUERTZ	SO	43.08m	141-4	5/15/10	6	0.59	6.59
Team Total									76.24

16

Slippery Rock

Pennsylvania State Athletic Conference

▲ **5**

Event	Scrd As	Athlete	Yr	Scored	Mark	Date	Pl. Pts.	Bonus	TOTAL
Scored bests come from CURRENT season									
5000m	16	Crystal BURNICK	SR	16:50.72		3/25/11	2	0.39	2.39
PV	18	Julia CAIN	FR	3.50m	11-5%	3/11/11	1	0.10	1.10
Scored bests come from PRE-SEASON DATA									
800m	30	Caitlin HANCOX	JR	2:14.70		5/13/10	0.2	0.00	0.20
10k	21	Crystal BURNICK	SR	36:21.30		5/13/10	0.7	0.05	0.75
H100	16	Amanda SEIGWORTH	SR	14.19		5/13/10	2	0.30	2.30
H100	26	Allison SMITH	SR	14.48		5/13/10	0.4	0.00	0.40
H400	2	Amanda SEIGWORTH	SR	59.23		5/29/10	18	2.34	20.34
H400	5	Allison SMITH	SR	1:00.40		5/13/10	12	1.22	13.22
H400	23	Jayne STANEK	SR	1:02.80		5/13/10	0.55	0.10	0.65
4x100	28			47.50		5/13/10	0.3	0.00	0.30
4x400	15			3:48.71		5/13/10	2.5	0.19	2.69
HJ	5	Whitney HENDERSHOT	SR	1.73m	5-8	5/9/09	12	1.23	13.23
PV	18	Kelly FISHER	JR	3.50m	11-5%	5/7/10	1	0.10	1.10
PV	22	Angela SCHROEDER	SO	3.47m	11-4%	5/13/10	0.6	0.01	0.61
TJ	12	Kim STITT	SO	12.00mw	39-4%	5/13/10	4	0.58	4.58
JAV	18	Kim GOTH	SO	41.53m	136-3	5/13/10	1	0.12	1.12
JAV	33	Kim STITT	SO	39.46m	129-5	5/13/10	0.08	0.00	0.08
HEPT	11	Kim STITT	SO	4,712		5/13/10	5	0.53	5.53
HEPT	13	Whitney HENDERSHOT	SR	4,595		5/9/09	3.5	0.30	3.80
Team Total									74.40

17

Western State

Rocky Mountain Athletic Conference

▲ **9**

Event	Scrd As	Athlete	Yr	Scored	Mark	Date	Pl. Pts.	Bonus	TOTAL
Scored bests come from CURRENT season									
5000m	11	Lauren KLEPPIN	JR	16:40.39		3/17/11	5	0.82	5.82
Scored bests come from PRE-SEASON DATA									
1500m	22	Hillory DAVIS	JR	4:35.35		4/16/10	0.6	0.16	0.76
1500m	28	Sarah LYLE	JR	4:36.49		4/3/10	0.3	0.06	0.36
5000m	23	Sarah LYLE	JR	17:05.62		5/1/10	0.55	0.01	0.56
10k	7	Lauren KLEPPIN	JR	35:07.42		4/15/10	9	0.99	9.99
Steeple	2	Hillory DAVIS	JR	10:25.84		5/29/10	18	2.25	20.25
Steeple	3	Sarah LYLE	JR	10:27.18		5/29/10	16	2.12	18.12
PV	4	Airrie ROBINSON	SR	3.83m	12-6%	4/23/10	14	1.34	15.34
PV	21	Jesse HOWE	JR	3.48m	11-5	5/16/10	0.7	0.04	0.74
Team Total									71.94

"Scrd As", short for "Scored As", Standing used for place points portion of performance's score combining preseason data (when applied) to current season data

Numbers in BLACK are both the performance's actual NCAA rank AND "scored as" rank Numbers in RED indicate actual NCAA rank does not exist or is worse than "scored as" rank Numbers in BLUE indicate actual NCAA rank is better than "scored as" rank

USTFCCCA Non-Member

Non-Member Schools Will NOT be ranked, beginning Week 2



2011 Outdoor Track & Field, Preseason

D denotes multiple-event rule in affect
Only those who score >0.01 pts are shown

WOMEN

18



Alaska Anchorage

Great Northwest Athletic Conference

Event	Scrd As	Athlete	Yr	Scored Mark	Date	Pl. Pts.	Bonus	TOTAL
Scored bests come from CURRENT season								
▶ 800m	5	Susan BICK	FR	2:10.87	3/25/11	12	1.19	13.19
▶ 800m	11	Ivy O'GUINN	FR	2:12.30	3/12/11	5	0.57	5.57
▶ 1500m	13	Ivy O'GUINN	FR	4:33.56	3/11/11	3.5	0.35	3.85
▶ 5000m	8	Miriam KIPNG'ENO	JR	16:36.66	3/25/11	8	1.02	9.02
▶ 5000m	10	Ruth KEINO	SO	16:38.24	3/25/11	6	0.93	6.93
▶ H100	35	Haleigh LLOYD	FR	14.62	3/4/11	0.02	0.00	0.02
▶ H400	10	Haleigh LLOYD	FR	1:00.96	3/12/11	6	0.79	6.79
▶ Steeple	20	Emma BOHMAN	SR	11:03.67	3/25/11	0.8	0.15	0.95
▶ HEPT	18	Kelsea JOHNSON	JR	4,491	3/9/11	1	0.09	1.09
Scored bests come from PRE-SEASON DATA								
▶ 1500m	19	Ruth KEINO	SO	4:34.34	5/14/10	0.9	0.26	1.16
▶ 1500m	20	Miriam KIPNG'ENO	JR	4:34.37	5/14/10	0.8	0.25	1.05
▶ 1500m	29	Hallidie WILT	SR	4:36.69	4/16/10	0.25	0.04	0.29
▶ 5000m	31	Shoshana KEEGAN	JR	17:18.04	3/26/10	0.16	0.00	0.16
▶ 5000m	32	Hallidie WILT	SR	17:23.36	3/12/10	0.12	0.00	0.12
▶ 10k	8	Ruth KEINO	SO	35:09.26	4/15/10	8	0.96	8.96
▶ 10k	20	Shoshana KEEGAN	JR	36:19.49	4/15/10	0.8	0.06	0.86
▶ H400	17	Ardrienna EVERETT	SR	1:02.37	5/14/10	1.5	0.23	1.73
▶ Steeple	11	Hallidie WILT	SR	10:48.90	4/15/10	5	0.64	5.64
Team Total								67.37

19



Western Washington

Great Northwest Athletic Conference

1

Event	Scrd As	Athlete	Yr	Scored Mark	Date	Pl. Pts.	Bonus	TOTAL	
Scored bests come from CURRENT season									
▶ JAV	13	Monika GRUSZECKI	SR	42.78m	140-4	3/25/11	3.5	0.49	3.99
Scored bests come from PRE-SEASON DATA									
▶ 400m	32	Eleanor SILER	JR	56.46	3/6/10	0.12	0.00	0.12	
▶ 800m	19	Rachael JOHNSON	SR	2:13.27	5/14/10	0.9	0.25	1.15	
▶ 1500m	10	Sarah PORTER	SR	4:32.58	4/9/10	6	0.54	2.54	
▶ 5000m	2	Sarah PORTER	SR	16:23.52	5/29/10	18	2.00	20.00	
▶ 5000m	25	Lauren BREIHOF	SR	17:11.88	3/26/10	0.45	0.00	0.45	
▶ 10k	1	Sarah PORTER	SR	33:36.83	5/1/10	20	3.71	23.71	
▶ 10k	17	Lauren BREIHOF	SR	35:53.99	4/30/10	1.5	0.31	1.81	
▶ H100	29	Michelle HOWE	SR	14.53	5/14/10	0.25	0.00	0.25	
▶ 4x100	18			46.90	4/15/10	1	0.00	1.00	
▶ HJ	24	Amanda OVERDICK	SO	1.67m	5-5½	4/30/10	0.5	0.00	0.50
▶ TJ	21	Emily WARMAN	JR	11.71m	38-5	5/14/10	0.7	0.03	0.73
Team Total								56.25	

20



Angelo State

Lone Star Conference

19

Event	Scrd As	Athlete	Yr	Scored Mark	Date	Pl. Pts.	Bonus	TOTAL	
Scored bests come from CURRENT season									
▶ H100	7	Bree BENNETT	SO	13.94	3/10/11	9	0.79	9.79	
▶ HJ	24	Kati HOLLY	FR	1.67m	5-5½	2/25/11	0.5	0.00	0.50
▶ PV	8	Kelsey WILSON	JR	3.77m	12-4½	3/19/11	8	1.00	9.00
▶ PV	13	Summer SUTHERLAND	SO	3.67m	12-½	3/19/11	3.5	0.60	4.10
▶ LJ	24	Bree BENNETT	SO	5.67m	18-7½	3/10/11	0.5	0.00	0.50
▶ DISC	23	Marquisia ELAM	FR	44.51m	146-0	3/19/11	0.55	0.00	0.55
Scored bests come from PRE-SEASON DATA									
▶ 4x100	10			46.28	5/7/10	6	0.54	6.54	
▶ 4x400	2			3:38.88	5/29/10	18	3.35	21.35	
▶ TJ	30	Cathryn RITTENBERRY	JR	11.55m	37-10¾	4/8/10	0.2	0.00	0.20
▶ SP	17	Kimberly WILLIAMS	SO	13.91m	45-7¾	5/7/10	1.5	0.16	1.66
▶ DISC	20	Jayda SPENCER	JR	44.97m	147-6	5/13/10	0.8	0.00	0.80
▶ HEPT	26	Cathryn RITTENBERRY	JR	4,293	4/8/10	0.4	0.00	0.40	
Team Total								55.38	

"Scrd As", short for "Scored As", Standing used for place points portion of performance's score combining preseason data (when applied) to current season data

Numbers in BLACK are both the performance's actual NCAA rank AND "scored as" rank Numbers in RED indicate actual NCAA rank does not exist or is worse than "scored as" rank Numbers in BLUE indicate actual NCAA rank is better than "scored as" rank

USTFCCCA Non-Member

Non-Member Schools Will NOT be ranked, beginning Week 2



D denotes multiple-event rule in affect
Only those who score >0.01 pts are shown

WOMEN

21



Augustana (S.D.)

Northern Sun Intercollegiate Conference

▲31

Event	Scrd As	Athlete	Yr	Scored Mark	Date	Pl. Pts.	Bonus	TOTAL
Scored bests come from CURRENT season								
▶ 5000m	4	Runa FALCH	SO	16:28.57	3/25/11	14	1.60	15.60
▶ 5000m	15	Kristin BRONDBO	FR	16:47.99	3/25/11	2.5	0.46	2.96
▶ Steeple	7	Kyle BLAKESLEE	SO	10:38.86	3/25/11	9	1.23	10.23
Scored bests come from PRE-SEASON DATA								
▶ 800m	4	Cecilie UDSTUEN	SO	2:10.80	5/29/10	14	1.23	15.23
▶ 1500m	12	Linn NILSSON	SO	4:33.29	5/14/10	4	0.40	4.40
▶ 1500m	33	Cecilie UDSTUEN	SO	4:37.30	4/10/10	0.08	0.00	0.08
▶ 5000m	29	Kyle BLAKESLEE	SO	17:15.28	4/16/10	0.25	0.00	0.25
▶ 10k	19	Runa FALCH	SO	36:16.26	5/7/10	0.9	0.09	0.99
▶ 10k	22	Miriam HOVDA	SO	36:26.25	5/7/10	0.6	0.00	0.60
▶ Steeple	32	Miriam HOVDA	SO	11:16.64	5/7/10	0.12	0.00	0.12
▶ HT	16	Noel BENTELE	SR	52.37m	171-10 5/14/10	2	0.17	2.17
Team Total								52.64

23



Western Oregon

Great Northwest Athletic Conference

▲12

Event	Scrd As	Athlete	Yr	Scored Mark	Date	Pl. Pts.	Bonus	TOTAL
Scored bests come from PRE-SEASON DATA								
▶ 800m	17	Janelle EVERETTS	SO	2:13.15	3/26/10	1.5	0.27	1.77
▶ LJ	34	Ashley POTTER	JR	5.59m	18-4% 5/14/10	0.04	0.00	0.04
▶ TJ	5	Ashley POTTER	JR	12.11m	39-8% 3/26/10	12	0.92	12.92
▶ JAV	1	Carolanne POWERS	SO	47.16m	154-8 5/14/10	20	3.48	23.48
▶ JAV	6	Amanda SCHUMAKER	SO	44.66m	146-6 5/14/10	10	1.50	11.50
Team Total								49.72

22



Indiana (Pa.)

Pennsylvania State Athletic Conference

▼2

Event	Scrd As	Athlete	Yr	Scored Mark	Date	Pl. Pts.	Bonus	TOTAL
Scored bests come from PRE-SEASON DATA								
▶ LJ	3	Laurie AJAVON	SO	6.00m	19-8% 5/13/10	16	1.76	17.76
▶ LJ	4	Brianna LIEBOLD	SR	5.97m	19-7 4/30/10	14	1.47	15.47
▶ LJ	6	Tamika TAYLOR	JR	5.92mw	19-5% 5/8/10	10	1.06	11.06
▶ TJ	15	Laurie AJAVON	SO	11.84m	38-10% 4/30/10	2.5	0.23	2.73
▶ TJ	27	Brianna LIEBOLD	SR	11.59m	38-4 4/2/10	0.35	0.00	0.35
▶ JAV	15	Tiffany CORLE	JR	42.47m	139-4 3/27/10	2.5	0.40	2.90
▶ HEPT	23	Liz TEPsic	SR	4,374	5/13/10	0.55	0.00	0.55
Team Total								50.82

24



Seattle Pacific

Great Northwest Athletic Conference

▼7

Event	Scrd As	Athlete	Yr	Scored Mark	Date	Pl. Pts.	Bonus	TOTAL
Scored bests come from CURRENT season								
▶ 4x400	30	Sims, Quatier, Mitchell, Wochnick		3:52.67	3/25/11	0.2	0.00	0.20
▶ HJ	24	Ali WORTHEN	SR	1.67m	5-5% 3/19/11	0.5	0.00	0.50
▶ HJ	24	Katy GROSS	JR	1.67m	5-5% 3/19/11	0.5	0.00	0.50
▶ PV	24	Terra SCHUMACHER	JR	3.45m	11-3% 3/25/11	0.5	0.00	0.50
▶ JAV	16	Carly ANDREWS	SR	41.81m	137-2 3/25/11	2	0.21	2.21
Scored bests come from PRE-SEASON DATA								
▶ 100m	35	Crystal SIMS	SR	12.17	5/14/10	0.02	0.00	0.02
▶ 5000m	33	Natty PLUNKETT	JR	17:24.43	4/30/10	0.08	0.00	0.08
▶ 10k	28	Natty PLUNKETT	JR	36:40.80	5/14/10	0.3	0.00	0.30
▶ H100	23	Crystal SIMS	SR	14.45	5/14/10	0.55	0.00	0.55
▶ H400	31	Jennifer PIKE	SR	1:03.43	5/8/10	0.16	0.00	0.16
▶ HJ	17	Brittany AANSTAD	JR	1.69m	5-6% 3/24/10	1.5	0.25	1.75
▶ PV	6	Melissa PEASLEE	SR	3.80m	12-5% 4/15/10	10	1.17	11.17
▶ JAV	3	Brittany AANSTAD	JR	45.68m	149-10 5/14/10	16	2.22	18.22
▶ HEPT	9	Crystal SIMS	SR	4,769	5/14/10	7	0.70	7.70
▶ HEPT	22	Brittany AANSTAD	JR	4,393	3/24/10	0.6	0.00	0.60
▶ HEPT	27	Jennifer PIKE	SR	4,291	5/14/10	0.35	0.00	0.35
▶ HEPT	29	Katy GROSS	SO	4,265	5/14/10	0.25	0.00	0.25
▶ HEPT	33	Ali WORTHEN	JR	4,225	4/9/10	0.08	0.00	0.08
Team Total								45.14

"Scrd As", short for "Scored As", Standing used for place points portion of performance's score combining preseason data (when applied) to current season data

Numbers in BLACK are both the performance's actual NCAA rank AND "scored as" rank Numbers in RED indicate actual NCAA rank does not exist or is worse than "scored as" rank Numbers in BLUE indicate actual NCAA rank is better than "scored as" rank

USTFCCCA Non-Member

Non-Member Schools Will NOT be ranked, beginning Week 2



2011 Outdoor Track & Field, Preseason

D denotes multiple-event rule in affect
Only those who score >0.01 pts are shown

WOMEN

25



Fort Hays State

▲ 18

Mid-America Intercollegiate Athletics Association

Event	Scrd As	Athlete	Yr	Scored	Mark	Date	Pl. Pts.	Bonus	TOTAL
Scored bests come from CURRENT season									
▶ LJ	27	Darcie SCHMITZ	SR	5.65m	18-6½	3/17/11	0.35	0.00	0.35
▶ DISC	18	Christa BERGMANN	SR	45.51m	149-3	3/25/11	1	0.13	1.13
▶ HT	13	Christa BERGMANN	SR	53.28m	174-9	3/25/11	3.5	0.39	3.89
▶ JAV	11	Makayla MCPHAIL	FR	42.95m	140-11	3/25/11	5	0.54	5.54
▶ JAV	20	Amy WILSON	SR	41.38m	135-9	3/25/11	0.8	0.08	0.88
Scored bests come from PRE-SEASON DATA									
▶ H100	29	Kelsey MARTIN	SR	14.53		4/24/10	0.25	0.00	0.25
▶ Steeple	27	Amie ALGRIM	SR	11:12.15		5/8/10	0.35	0.00	0.35
▶ HJ	4	Morgan WITZEL	JR	1.74m	5-8½	5/8/10	14	1.52	15.52
▶ LJ	10	Kelsey MARTIN	SR	5.88m	19-3½	5/13/10	6	0.80	6.80
▶ LJ	18	Ashley CORNETT	SR	5.74mw	18-10	5/8/10	1	0.19	1.19
▶ LJ	25	Carissa HEIM	SR	5.66mw	18-7	4/9/10	0.45	0.00	0.45
▶ TJ	13	Ashley CORNETT	SR	11.99m	39-4	5/29/10	3.5	0.55	4.05
▶ HEPT	14	Carissa HEIM	SR	4,568		5/8/10	3	0.24	3.24
▶ HEPT	35	Whitney TAYLOR	SO	4,212		5/8/10	0.02	0.00	0.02

Team Total 43.67

26



Cal State Dominguez H

▲ 31

California Collegiate Athletic Association

Event	Scrd As	Athlete	Yr	Scored	Mark	Date	Pl. Pts.	Bonus	TOTAL
Scored bests come from CURRENT season									
▶ 100m	28	BREIONNA JACKSON	SO	12.11		3/5/11	0.3	0.00	0.30
▶ 200m	21	BREIONNA JACKSON	SO	24.51w		3/5/11	0.7	0.23	0.93
Scored bests come from PRE-SEASON DATA									
▶ 100m	18	Monikkia WHITE	SO	11.93		5/27/10	1	0.29	1.29
▶ 200m	17	Monikkia WHITE	SO	24.45		4/15/10	1.5	0.35	1.85
▶ 200m	19	Chanel PARKER	SR	24.46		3/27/10	0.9	0.33	1.23
▶ 400m	10	Nancy BLAKE	SR	54.96		3/27/10	6	0.83	6.83
▶ 400m	11	Dora BALDWIN	JR	55.19		5/27/10	5	0.60	5.60
▶ H100	11	Chanel PARKER	SR	13.99		5/15/10	5	0.66	5.66
▶ 4x100	9			46.09		5/15/10	7	0.85	7.85
▶ 4x400	6			3:44.08		5/29/10	10	1.28	11.28

Team Total 42.83

27



Minnesota Duluth

▲ 3

Northern Sun Intercollegiate Conference

Event	Scrd As	Athlete	Yr	Scored	Mark	Date	Pl. Pts.	Bonus	TOTAL
Scored bests come from PRE-SEASON DATA									
▶ 800m	10	Michelle SANCARTIER	SR	2:12.00		4/10/10	6	0.68	6.68
▶ 1500m	2	Michelle SANCARTIER	SR	4:24.38		5/29/10	18	2.77	20.77
▶ 5000m	17	Morgan PLACE	JR	16:52.50		4/21/10	1.5	0.34	1.84
▶ 10k	10	Morgan PLACE	JR	35:17.69		5/29/10	6	0.79	6.79
▶ Steeple	21	Whitney HINES	SR	11:04.25		5/7/10	0.7	0.13	0.83
▶ PV	30	Kari NOVTONY	SO	3.38m	11-1	4/14/10	0.2	0.00	0.20
▶ SP	16	Elizabeth CRANE	SR	13.92m	45-8	4/14/10	2	0.17	2.17
▶ HT	28	Megan STROH	JR	49.45m	162-3	4/17/10	0.3	0.00	0.30

Team Total 39.59

28



U-Mary

▲ 24

Northern Sun Intercollegiate Conference

Event	Scrd As	Athlete	Yr	Scored	Mark	Date	Pl. Pts.	Bonus	TOTAL
Scored bests come from PRE-SEASON DATA									
▶ 100m	34	Nicketa COOMBS	SO	12.16		5/1/10	0.04	0.00	0.04
▶ 200m	9	Nicketa COOMBS	SO	24.35w		5/7/10	7	0.56	7.56
▶ 200m	10	Kristen STEWART	SR	24.37w		5/7/10	6	0.51	6.51
▶ 400m	5	Nicketa COOMBS	SO	54.28		5/27/10	12	1.66	13.66
▶ 400m	34	Kristen STEWART	SR	56.55		4/3/10	0.04	0.00	0.04
▶ 1500m	26	Melissa AGNEW	SO	4:35.72		5/7/10	0.4	0.13	0.53
▶ 4x100	13			46.59		5/29/10	3.5	0.22	3.72
▶ 4x400	25			3:52.20		4/3/10	0.45	0.00	0.45
▶ PV	14	Miranda FEHILLY	SR	3.66m	12-0	5/7/10	3	0.57	3.57
▶ LJ	28	Melissa WALKER	SO	5.64mw	18-6	5/7/10	0.3	0.00	0.30
▶ TJ	21	Melissa WALKER	SO	11.71m	38-5	4/16/10	0.7	0.03	0.73
▶ TJ	25	Samantha WILLIAMS	SO	11.70mw	38-4½	5/7/10	0.45	0.01	0.46
▶ JAV	21	Holly HASSLER	SR	41.20m	135-2	4/3/10	0.7	0.03	0.73

Team Total 38.29

"Scrd As", short for "Scored As", Standing used for place points portion of performance's score combining preseason data (when applied) to current season data

Numbers in BLACK are both the performance's actual NCAA rank AND "scored as" rank Numbers in RED indicate actual NCAA rank does not exist or is worse than "scored as" rank Numbers in BLUE indicate actual NCAA rank is better than "scored as" rank

USTFCCCA Non-Member

Non-Member Schools Will NOT be ranked, beginning Week 2



D denotes multiple-event rule in affect
Only those who score >0.01 pts are shown

WOMEN

29



Minnesota State

▼ 22

Northern Sun Intercollegiate Conference

Event	Scrd As	Athlete	Yr	Scored Mark	Date	Pl. Pts.	Bonus	TOTAL	
Scored bests come from PRE-SEASON DATA									
▶ 4x100	5			45.56	5/29/10	12	1.85	13.85	
▶ PV	1	Lauren STELTEN	SR	4.10m	13-5½	4/15/10	20	3.50	23.50
▶ PV	25	Lisa STOCKER	JR	3.42m	11-2½	4/24/10	0.45	0.00	0.45
▶ PV	25	Aubrie BOWERS	JR	3.42m	11-2½	5/6/10	0.45	0.00	0.45
Team Total								38.24	

30



American International

▲ 17

Northeast-10 Conference

Event	Scrd As	Athlete	Yr	Scored Mark	Date	Pl. Pts.	Bonus	TOTAL	
Scored bests come from PRE-SEASON DATA									
▶ HT	3	Bidemi BALOGUN	JR	57.06m	187-2	5/15/10	16	1.85	17.85
▶ JAV	2	Kambryn WILLIAMS	SR	45.79m	150-2	5/15/10	18	2.31	20.31
Team Total								38.17	

31



Hillsdale

▲ 6

Great Lakes Intercollegiate Athletic Conference

Event	Scrd As	Athlete	Yr	Scored Mark	Date	Pl. Pts.	Bonus	TOTAL	
Scored bests come from PRE-SEASON DATA									
▶ 100m	19	Cathryn HUMPHRIES	SO	11.99	4/30/10	0.9	0.15	1.05	
▶ 200m	24	Cathryn HUMPHRIES	SO	24.63w	5/5/10	0.5	0.07	0.57	
▶ 800m	7	Jennifer SHAFFER	JR	2:11.21	5/13/10	9	1.00	10.00	
▶ 5000m	35	Erin BRUNKO	SR	17:25.07	4/22/10	0.02	0.00	0.02	
▶ 4x100	14			46.79	4/22/10	3	0.06	3.06	
▶ 4x400	35			3:54.28	3/25/10	0.02	0.00	0.02	
▶ HJ	22	Adrianna YANCHO	SO	1.68m	5-6	4/22/10	0.6	0.10	0.70
▶ PV	2	Kayla CALDWELL	SO	4.00m	13-1½	5/5/10	18	2.67	20.67
▶ LJ	34	Circe CANSINO	SR	5.59m	18-4¼	5/13/10	0.04	0.00	0.04
▶ HT	23	Kathy DIRKSEN	JR	50.75m	166-6	4/9/10	0.55	0.00	0.55
▶ JAV	26	Gwen BUCHHOP	SR	40.37m	132-5	4/9/10	0.4	0.00	0.40
Team Total								37.07	

32



Missouri Southern

▼ 8

Mid-America Intercollegiate Athletics Association

Event	Scrd As	Athlete	Yr	Scored Mark	Date	Pl. Pts.	Bonus	TOTAL	
Scored bests come from PRE-SEASON DATA									
▶ 800m	16	Carita RIUTTA	SR	2:12.96	4/30/10	2	0.31	2.31	
▶ HJ	2	Lisa VENGELS	JR	1.77m	5-9¼	5/8/10	18	2.64	20.64
▶ SP	9	Nicole GREEN	JR	14.39m	47-2½	4/23/10	7	0.75	7.75
▶ DISC	13	Kiley JONES	SO	46.54m	152-8	4/3/10	3.5	0.45	3.95
▶ DISC	34	Nicole GREEN	JR	43.35m	142-2	4/16/10	0.04	0.00	0.04
▶ HEPT	21	Brandy SIMPSON	SR	4,397	5/8/10	0.7	0.00	0.70	
Team Total								35.40	

33



East Stroudsburg

▲ 9

Pennsylvania State Athletic Conference

Event	Scrd As	Athlete	Yr	Scored Mark	Date	Pl. Pts.	Bonus	TOTAL	
Scored bests come from CURRENT season									
▶ 10k	15	Rosie MASCOLI	SO	35:44.20	3/19/11	2.5	0.40	2.90	
Scored bests come from PRE-SEASON DATA									
▶ 400m	33	Jasmine JOHNSON	SR	56.48	5/13/10	0.08	0.00	0.08	
▶ Steeple	33	Corinne FITZGERALD	SO	11:17.83	5/13/10	0.08	0.00	0.08	
▶ HJ	2	Lynn MAYER	SR	1.77m	5-9¼	4/20/10	18	2.64	20.64
▶ HJ	31	Trina CARITO	SR	1.66m	5-5¼	5/13/10	0.16	0.00	0.16
▶ LJ	25	Trina CARITO	SR	5.66m	18-7	4/30/10	0.45	0.00	0.45
▶ HT	33	Danielle LAWS	SR	49.19m	161-4	5/13/10	0.08	0.00	0.08
▶ HEPT	8	Trina CARITO	SR	4,784	5/13/10	8	0.76	8.76	
Team Total								33.16	

34



New Haven

Northeast-10 Conference

Event	Scrd As	Athlete	Yr	Scored Mark	Date	Pl. Pts.	Bonus	TOTAL	
Scored bests come from PRE-SEASON DATA									
▶ 100m	7	Shannon GAGNE		11.81	5/21/09	9	0.89	9.89	
▶ 200m	3	Shannon GAGNE		23.70	5/22/09	16	2.19	18.19	
▶ LJ	12	Shannon GAGNE		5.85m	19-2½	5/2/09	D 4	0.61	2.61
Team Total								30.68	

"Scrd As", short for "Scored As", Standing used for place points portion of performance's score combining preseason data (when applied) to current season data

Numbers in BLACK are both the performance's actual NCAA rank AND "scored as" rank Numbers in RED indicate actual NCAA rank does not exist or is worse than "scored as" rank Numbers in BLUE indicate actual NCAA rank is better than "scored as" rank

USTFCCCA Non-Member

Non-Member Schools Will NOT be ranked, beginning Week 2



WOMEN

35

UF Findlay

Great Lakes Intercollegiate Athletic Conference

▼ **6**

Event	Scrd As	Athlete	Yr	Scored Mark	Date	Pl. Pts.	Bonus	TOTAL
Scored bests come from CURRENT season								
▶ H100	4	Raven CLAY	JR	13.52	3/18/11	14	1.85	15.85
Scored bests come from PRE-SEASON DATA								
▶ 100m	35	Raven CLAY	JR	12.17	4/30/10	0.02	0.00	0.02
▶ 800m	8	Lindsey SCHMITMEYER	SR	2:11.63	5/13/10	8	0.83	8.83
▶ Steeple	15	Erin CALVELAGE	JR	10:59.65	4/16/10	2.5	0.26	2.76
▶ 4x400	20			3:50.87	4/20/10	0.8	0.00	0.80
▶ SP	24	Jessica VORST	SO	13.68m	44-10% 5/13/10	0.5	0.00	0.50
▶ HT	22	Randi DEPP	SR	50.88m	166-11 4/23/10	0.6	0.00	0.60
Team Total						29.36		

36

CSU Columbus State

Peach Belt Conference

▲ **11**

Event	Scrd As	Athlete	Yr	Scored Mark	Date	Pl. Pts.	Bonus	TOTAL
Scored bests come from PRE-SEASON DATA								
▶ 100m	6	Shelisa CRAWFORD	JR	11.74	5/27/10	10	1.24	11.24
▶ 200m	4	Shelisa CRAWFORD	JR	23.72	5/14/10	14	2.12	16.12
▶ 4x100	26			47.40	5/14/10	0.4	0.00	0.40
Team Total						27.76		

37

MSU Moorhead

Northern Sun Intercollegiate Conference

Event	Scrd As	Athlete	Yr	Scored Mark	Date	Pl. Pts.	Bonus	TOTAL
Scored bests come from PRE-SEASON DATA								
▶ 400m	17	Kendra MOOBERRY	SO	55.77	5/1/10	1.5	0.28	1.78
▶ 1500m	8	Anna VANWECHEL	JR	4:31.06	3/20/10	8	0.83	8.83
▶ H400	9	Kendra MOOBERRY	SO	1:00.85	5/14/10	7	0.86	7.86
▶ Steeple	13	Danielle THOMPSON	JR	10:52.75	5/14/10	3.5	0.46	3.96
▶ 4x400	19			3:50.57	4/21/10	0.9	0.00	0.90
▶ PV	33	Kaylyn RONKE	SR	3.36m	11-¼ 5/7/10	0.08	0.00	0.08
Team Total						23.41		

38



Colorado Mines

Rocky Mountain Athletic Conference

▲ **19**

Event	Scrd As	Athlete	Yr	Scored Mark	Date	Pl. Pts.	Bonus	TOTAL
Scored bests come from PRE-SEASON DATA								
▶ 100m	15	Kiera BENSON	SR	11.91	4/10/10	2.5	0.39	2.89
▶ 800m	14	Marie PATTON	JR	2:12.66	4/16/10	3	0.43	3.43
▶ 1500m	27	Marie PATTON	JR	4:36.39	4/10/10	0.35	0.06	0.41
▶ Steeple	4	Marie PATTON	JR	10:28.49	5/29/10	14	2.00	16.00
▶ LJ	23	Kiera BENSON	SR	5.71m	18-9 4/30/10	0.55	0.09	0.64
Team Total						23.38		

39



Cal State Stanislaus

California Collegiate Athletic Association

Event	Scrd As	Athlete	Yr	Scored Mark	Date	Pl. Pts.	Bonus	TOTAL
Scored bests come from CURRENT season								
▶ PV	6	Alycia WAGNER	SR	3.80m	12-5½ 3/25/11	10	1.17	11.17
Scored bests come from PRE-SEASON DATA								
▶ 400m	13	Derrhea MCLIECHEY	SR	55.39	5/27/10	3.5	0.47	3.97
▶ 1500m	34	Rubye FOLDAGER	JR	4:37.33	3/27/10	0.04	0.00	0.04
▶ Steeple	9	Denali FOLDAGER	JR	10:46.22	5/14/10	7	0.80	7.80
▶ 4x400	32			3:53.11	5/14/10	0.12	0.00	0.12
Team Total						23.10		

40



Millersville

Pennsylvania State Athletic Conference

Event	Scrd As	Athlete	Yr	Scored Mark	Date	Pl. Pts.	Bonus	TOTAL
Scored bests come from CURRENT season								
▶ 10k	2	Elicia ANDERSON	JR	34:17.92	3/25/11	18	2.41	20.41
▶ 10k	24	Emily FRANCISCO	SR	36:32.17	3/25/11	0.5	0.00	0.50
Scored bests come from PRE-SEASON DATA								
▶ 5000m	19	Elicia ANDERSON	JR	16:59.21	4/20/10	0.9	0.17	1.07
Team Total						21.98		

"Scrd As", short for "Scored As", Standing used for place points portion of performance's score combining preseason data (when applied) to current season data

Numbers in BLACK are both the performance's actual NCAA rank AND "scored as" rank Numbers in RED indicate actual NCAA rank does not exist or is worse than "scored as" rank Numbers in BLUE indicate actual NCAA rank is better than "scored as" rank

USTFCCCA Non-Member

Non-Member Schools Will NOT be ranked, beginning Week 2



2011 Outdoor Track & Field, Preseason

D denotes multiple-event rule in affect
Only those who score >0.01 pts are shown

WOMEN

41 **Neb.-Omaha** ▼27
Mid-America Intercollegiate Athletics Association

Event	Scrd As	Athlete	Yr	Scored Mark	Date	Pl. Pts.	Bonus	TOTAL	
Scored bests come from PRE-SEASON DATA									
▶ 100m	7	Maja MIHALINEC	JR	11.81	4/16/10	9	0.89	9.89	
▶ 200m	23	Maja MIHALINEC	JR	24.61	5/8/10	0.55	0.09	0.64	
▶ 200m	32	Kayla KOEPKE	SR	24.79	4/16/10	0.12	0.00	0.12	
▶ 400m	22	Kayla KOEPKE	SR	56.08	4/16/10	0.6	0.13	0.73	
▶ SP	7	Heather MINNSEN		14.48m	47-6½	4/10/10	9	0.95	9.95
▶ SP	22	Lianne MCNAUGHTON	JR	13.70m	44-11½	5/14/10	0.6	0.00	0.60
Team Total								21.92	

42 **Saint Joseph's (Ind.)** ▲10
Great Lakes Valley Conference

Event	Scrd As	Athlete	Yr	Scored Mark	Date	Pl. Pts.	Bonus	TOTAL	
Scored bests come from PRE-SEASON DATA									
▶ HJ	17	Melissa BUCHE	SR	1.69m	5-6½	5/7/10	1.5	0.25	1.75
▶ SP	9	Alexis DEJEAN	SR	14.39m	47-2½	5/29/10	7	0.75	7.75
▶ DISC	26	Alexis DEJEAN	SR	44.15m	144-10	5/14/10	0.4	0.00	0.40
▶ HT	6	Alexis DEJEAN	SR	56.51m	185-5	5/7/10	10	1.48	11.48
Team Total								21.38	

43 **Bemidji State** ▼13
Northern Sun Intercollegiate Conference

Event	Scrd As	Athlete	Yr	Scored Mark	Date	Pl. Pts.	Bonus	TOTAL
Scored bests come from PRE-SEASON DATA								
▶ 200m	25	Kristi BUERKLE	SR	24.65w	5/7/10	0.45	0.05	0.50
▶ 400m	2	Kristi BUERKLE	SR	53.85	5/29/10	18	2.32	20.32
Team Total								20.82

44 **Clayton** ▼2
Southern Intercollegiate Athletic Conference

Event	Scrd As	Athlete	Yr	Scored Mark	Date	Pl. Pts.	Bonus	TOTAL	
Scored bests come from CURRENT season									
▶ H400	12	Tanekka BROWN	JR	1:01.15	3/4/11	4	0.67	4.67	
Scored bests come from PRE-SEASON DATA									
▶ 100m	28	Keyona SMALLS	JR	12.11w	4/2/10	0.3	0.00	0.30	
▶ 200m	16	Keyona SMALLS	JR	24.41	4/15/10	2	0.43	2.43	
▶ 400m	6	Keyona SMALLS	JR	54.54	4/15/10	10	1.26	11.26	
▶ 4x400	21			3:51.61	4/2/10	0.7	0.00	0.70	
▶ TJ	18	Latycia MILTON	JR	11.81m	38-9	3/5/10	1	0.18	1.18
Team Total								20.55	

45 **Lewis** ▼2
Great Lakes Valley Conference

Event	Scrd As	Athlete	Yr	Scored Mark	Date	Pl. Pts.	Bonus	TOTAL	
Scored bests come from PRE-SEASON DATA									
▶ 800m	20	Julie JARRETT	JR	2:13.43	4/16/10	0.8	0.22	1.02	
▶ 1500m	3	Kathryn HAGUE	SR	4:28.16	5/29/10	16	1.65	17.65	
▶ 5000m	22	Kathryn HAGUE	SR	17:03.86	4/15/10	0.6	0.06	0.66	
▶ HJ	24	Samantha LINCK	JR	1.67m	5-5½	4/16/10	0.5	0.00	0.50
Team Total								19.82	

46 **West Texas A&M** ▼2
Lone Star Conference

Event	Scrd As	Athlete	Yr	Scored Mark	Date	Pl. Pts.	Bonus	TOTAL	
Scored bests come from CURRENT season									
▶ 4x100	33	King, Tarrant, Snider, Skeen		47.73	3/10/11	0.08	0.00	0.08	
▶ HEPT	34	Katie JONES	SO	4,220	3/24/11	0.04	0.00	0.04	
Scored bests come from PRE-SEASON DATA									
▶ 400m	14	Tara TARRANT	SO	55.52	5/7/10	3	0.41	3.41	
▶ H100	13	Bailee SKEEN	SO	14.15w	3/11/10	3.5	0.35	3.85	
▶ H100	19	Kirsten MCCOWAN	SO	14.31w	5/7/10	0.9	0.16	1.06	
▶ H100	22	Rachel KING	SO	14.42	5/7/10	0.6	0.03	0.63	
▶ H400	11	Morgan SHELTON	SO	1:01.07	5/7/10	5	0.72	5.72	
▶ 4x400	22			3:51.90	5/7/10	0.6	0.00	0.60	
▶ SP	13	Jadiah RILEY	SR	14.14m	46-4½	5/29/10	3.5	0.41	3.91
▶ HEPT	32	Morgan SHELTON	SO	4,249	3/18/10	0.12	0.00	0.12	
Team Total								19.41	

"Scrd As", short for "Scored As", Standing used for place points portion of performance's score combining preseason data (when applied) to current season data

Numbers in BLACK are both the performance's actual NCAA rank AND "scored as" rank Numbers in RED indicate actual NCAA rank does not exist or is worse than "scored as" rank Numbers in BLUE indicate actual NCAA rank is better than "scored as" rank

USTFCCCA Non-Member

Non-Member Schools Will NOT be ranked, beginning Week 2



D denotes multiple-event rule in affect
Only those who score >0.01 pts are shown

WOMEN

47



Seton Hill

West Virginia Intercollegiate Athletic Conference

Event	Scrd As	Athlete	Yr	Scored Mark	Date	Pl. Pts.	Bonus	TOTAL	
Scored bests come from CURRENT season									
HJ	12	Calsie BOYD	SO	1.70m	5-7	3/11/11	4	0.40	4.40
Scored bests come from PRE-SEASON DATA									
400m	23	Shaina DOCHTERMAN	SR	56.17		5/9/09	0.55	0.08	0.63
H400	6	Shaina DOCHTERMAN	SR	1:00.56		5/3/09	10	1.07	11.07
PV	16	Amanda PONSONBY	JR	3.60m	11-9%	4/30/10	2	0.40	2.40
TJ	33	Erin BEATTIE	SR	11.50m	37-8%	5/14/10	0.08	0.00	0.08
JAV	32	Erin BEATTIE	SR	39.51m	129-7	4/10/10	0.12	0.00	0.12
HEPT	28	Erin BEATTIE	SR	4,271		4/30/10	0.3	0.00	0.30
Team Total							19.00		

48



Texas A&M-Commerce

Lone Star Conference

Event	Scrd As	Athlete	Yr	Scored Mark	Date	Pl. Pts.	Bonus	TOTAL	
Scored bests come from PRE-SEASON DATA									
TJ	10	Starasia CHILDS	JR	12.04m	39-6	#####	6	0.71	6.71
DISC	6	LaShara JEFFERSON	SR	48.45m	158-11	4/10/10	10	1.55	11.55
JAV	31	Sunny HENDERSON	SR	39.53m	129-8	3/26/10	0.16	0.00	0.16
Team Total							18.42		

49



Concord

West Virginia Intercollegiate Athletic Conference

Event	Scrd As	Athlete	Yr	Scored Mark	Date	Pl. Pts.	Bonus	TOTAL	
Scored bests come from CURRENT season									
400m	30	Shawnee CARNETT	SO	56.43		3/25/11	0.2	0.00	0.20
Scored bests come from PRE-SEASON DATA									
800m	3	Shawnee CARNETT	SO	2:09.84		5/29/10	16	1.80	17.80
Team Total							18.00		

50



UC-Colorado Springs

Rocky Mountain Athletic Conference

3

Event	Scrd As	Athlete	Yr	Scored Mark	Date	Pl. Pts.	Bonus	TOTAL	
Scored bests come from PRE-SEASON DATA									
H400	34	Ashley BENFIELD	SO	1:03.53		5/9/10	0.04	0.00	0.04
PV	3	Lauren GRAHAM	SO	3.90m	12-9%	4/3/10	16	1.84	17.84
Team Total							17.88		

51



Paine

Southern Intercollegiate Athletic Conference

Event	Scrd As	Athlete	Yr	Scored Mark	Date	Pl. Pts.	Bonus	TOTAL	
Scored bests come from CURRENT season									
HJ	12	Baiesha JOHSON	FR	1.70m	5-7	3/17/11	4	0.40	4.40
LJ	5	Baiesha JOHSON	FR	5.96m	19-6%	3/24/11	12	1.38	13.38
Team Total							17.77		

52



Nova Southeastern

Sunshine State Conference

Event	Scrd As	Athlete	Yr	Scored Mark	Date	Pl. Pts.	Bonus	TOTAL	
Scored bests come from CURRENT season									
100m	21	Jasmine WHEELER	JR	12.02		3/25/11	0.7	0.07	0.77
200m	15	Rashida ALLEN	SR	24.40		3/17/11	2.5	0.45	2.95
400m	18	Rashida ALLEN	SR	55.78		3/25/11	1	0.28	1.28
4x100	12	Wheeler, Allen, Richardson, Williams		46.40		3/25/11	4	0.38	4.38
4x400	11	Osteen, Allen, Richardson, Tudor		3:46.68		3/18/11	5	0.54	5.54
LJ	30	Thelmarcia WILLIAMS	JR	5.61m	18-5	3/17/11	0.2	0.00	0.20
TJ	31	Thelmarcia WILLIAMS	JR	11.52m	37-9%	3/18/11	0.16	0.00	0.16
Scored bests come from PRE-SEASON DATA									
H100	27	Tamirah BONABY	SO	14.52		5/14/10	0.35	0.00	0.35
JAV	22	Erin ZAMPELL	JR	41.03m	134-7	5/14/10	0.6	0.00	0.60
Team Total							16.23		

"Scrd As", short for "Scored As", Standing used for place points portion of performance's score combining preseason data (when applied) to current season data

Numbers in BLACK are both the performance's actual NCAA rank AND "scored as" rank Numbers in RED indicate actual NCAA rank does not exist or is worse than "scored as" rank Numbers in BLUE indicate actual NCAA rank is better than "scored as" rank

USTFCCCA Non-Member

Non-Member Schools Will NOT be ranked, beginning Week 2



D denotes multiple-event rule in affect
Only those who score >0.01 pts are shown

WOMEN

53

LR Lenoir-Rhyne South Atlantic Conference

Event	Scrd As	Athlete	Yr	Scored Mark	Date	Pl. Pts.	Bonus	TOTAL	
Scored bests come from CURRENT season									
▶ 10k	4	Kate GRIEWISCH	JR	34:39.52	3/25/11	14	1.74	15.74	
Scored bests come from PRE-SEASON DATA									
▶ 5000m	30	Kate GRIEWISCH	JR	17:17.76	3/25/10	0.2	0.00	0.20	
▶ JAV	29	Stevie DELLINGER	JR	39.74m	130-4	3/25/10	0.25	0.00	0.25
Team Total								16.19	

54



San Francisco State California Collegiate Athletic Association

▼ **24**

Event	Scrd As	Athlete	Yr	Scored Mark	Date	Pl. Pts.	Bonus	TOTAL	
Scored bests come from CURRENT season									
▶ 200m	35	Carrie THOMAS	JR	24.86	3/25/11	0.02	0.00	0.02	
▶ H400	32	Keenya MCDANIEL	FR	1:03.45	3/25/11	0.12	0.00	0.12	
▶ 4x100	21	McDaniel, Chambers, Baucham, Thomas		47.11	3/25/11	0.7	0.00	0.70	
▶ 4x400	23	McDaniel, Thomas, Cabiness, Chambers		3:51.99	3/25/11	0.55	0.00	0.55	
▶ HJ	24	Meagen MOIOLA	JR	1.67m	5-5½	3/25/11	0.5	0.00	0.50
Scored bests come from PRE-SEASON DATA									
▶ HJ	32	Felicia TERWILLIGER	JR	1.65m	5-5	4/17/10	0.12	0.00	0.12
▶ SP	25	Luisa MUSIKA	JR	13.62m	44-8¾	5/6/10	0.45	0.00	0.45
▶ DISC	5	Luisa MUSIKA	JR	48.75m	159-11	5/29/10	12	1.72	13.72
Team Total								16.18	

55



Mesa State Rocky Mountain Athletic Conference

▲ **2**

Event	Scrd As	Athlete	Yr	Scored Mark	Date	Pl. Pts.	Bonus	TOTAL
Scored bests come from PRE-SEASON DATA								
▶ 1500m	6	Alexis SKARDA	SO	4:28.84	4/8/10	10	1.45	11.45
▶ 5000m	13	Alexis SKARDA	SO	16:41.26	5/29/10	3.5	0.77	4.27
Team Total								15.73

56



UPR Rio Piedras Liga Atlética Interuniversitaria de Puerto Rico

Event	Scrd As	Athlete	Yr	Scored Mark	Date	Pl. Pts.	Bonus	TOTAL
Scored bests come from CURRENT season								
▶ 200m	33	Genoiska CANCEL POMALES	SR	24.82	2/19/11	0.08	0.00	0.08
▶ 400m	29	Genoiska CANCEL POMALES	SR	56.39	3/5/11	0.25	0.00	0.25
▶ 800m	12	Anais GALAN ROSA	JR	2:12.40	3/5/11	4	0.53	4.53
▶ 4x100	7	Quiñonez, Cancel, Santa Ana, Cruz		45.86	3/19/11	9	1.23	10.23
Team Total								15.09

57



Kutztown Pennsylvania State Athletic Conference

Event	Scrd As	Athlete	Yr	Scored Mark	Date	Pl. Pts.	Bonus	TOTAL	
Scored bests come from CURRENT season									
▶ SP	17	April DOYLE	SO	13.91m	45-7¾	3/19/11	1.5	0.16	1.66
▶ HT	18	Ashley PINTER	SR	52.18m	171-2	3/25/11	1	0.12	1.12
▶ HEPT	19	Katie COLBURN	SR	4,413		3/17/11	0.9	0.00	0.90
Scored bests come from PRE-SEASON DATA									
▶ 800m	15	Keri BROWN	SR	2:12.80	5/13/10	2.5	0.37	2.87	
▶ 1500m	18	Keri BROWN	SR	4:34.32	5/13/10	1	0.26	1.26	
▶ H400	18	Lynn LISOFKY	SR	1:02.50	5/13/10	1	0.19	1.19	
▶ Steeple	14	Christina REIMER	SR	10:53.01	4/2/10	3	0.45	3.45	
▶ TJ	16	Kristen SLACK	SO	11.83m	38-9¾	5/13/10	2	0.21	2.21
▶ SP	35	Ashley PINTER	SR	13.32m	43-8¾	5/1/10	0.02	0.00	0.02
▶ DISC	27	Ashley PINTER	SR	44.14m	144-9	5/13/10	0.35	0.00	0.35
Team Total								15.03	

58



Northwood (Mich.) Great Lakes Intercollegiate Athletic Conference

▼ **15**

Event	Scrd As	Athlete	Yr	Scored Mark	Date	Pl. Pts.	Bonus	TOTAL	
Scored bests come from PRE-SEASON DATA									
▶ SP	19	Kristin CAMERON	JR	13.80m	45-3¾	4/10/10	0.9	0.03	0.93
▶ HT	5	Kristin CAMERON	JR	56.63m	185-9	5/5/10	12	1.56	13.56
Team Total								14.49	

"Scrd As", short for "Scored As", Standing used for place points portion of performance's score combining preseason data (when applied) to current season data

Numbers in BLACK are both the performance's actual NCAA rank AND "scored as" rank Numbers in RED indicate actual NCAA rank does not exist or is worse than "scored as" rank Numbers in BLUE indicate actual NCAA rank is better than "scored as" rank

USTFCCCA Non-Member

Non-Member Schools Will NOT be ranked, beginning Week 2



D denotes multiple-event rule in affect
Only those who score >0.01 pts are shown

WOMEN

59



Northwest Nazarene

Great Northwest Athletic Conference

Event	Scrd As	Athlete	Yr	Scored Mark	Date	Pl. Pts.	Bonus	TOTAL
Scored bests come from PRE-SEASON DATA								
▶ Steeple	12	Jaclyn PUGA	SR	10:52.07	5/14/10	4	0.48	4.48
▶ TJ	20	Jasmyn JEWITT	SO	11.75m 38-6¾	5/14/10	0.8	0.09	0.89
▶ TJ	26	Laura VONARX	SR	11.65m 38-2¾	5/14/10	0.4	0.00	0.40
▶ SP	19	Joy WARRINGTON	JR	13.80m 45-3½	4/23/10	0.9	0.03	0.93
▶ JAV	9	Lakiesha NILLES	JR	43.29m 142-0	3/13/10	7	0.71	7.71
Team Total								14.41

60



Queens (N.C.)

Conference Carolinas

▼54

Event	Scrd As	Athlete	Yr	Scored Mark	Date	Pl. Pts.	Bonus	TOTAL
Scored bests come from CURRENT season								
▶ 10k	34	Jessica NEVILLE	SR	37:01.53	3/25/11	0.04	0.00	0.04
▶ Steeple	29	Rosa YOUNG	JR	11:14.50	3/17/11	0.25	0.00	0.25
Scored bests come from PRE-SEASON DATA								
▶ 800m	5	Maraya SLATTER	SO	2:10.87	5/29/10	12	1.19	13.19
▶ 10k	25	Holly ANNAS	JR	36:33.06	4/20/10	0.45	0.00	0.45
Team Total								13.93

61



Wheeling Jesuit

West Virginia Intercollegiate Athletic Conference

Event	Scrd As	Athlete	Yr	Scored Mark	Date	Pl. Pts.	Bonus	TOTAL
Scored bests come from PRE-SEASON DATA								
▶ 1500m	9	Sarah CAMPANELLI	JR	4:32.10	5/10/10	7	0.63	7.63
▶ SP	33	Megan PRATT	SR	13.39m 43-11¼	5/10/10	0.08	0.00	0.08
▶ DISC	11	Emily TAYLOR	SR	46.78m 153-5	5/14/10	5	0.59	5.59
▶ HT	24	Megan PRATT	SR	50.11m 164-5	4/24/10	0.5	0.00	0.50
Team Total								13.80

62



Incarnate Word

Lone Star Conference

Event	Scrd As	Athlete	Yr	Scored Mark	Date	Pl. Pts.	Bonus	TOTAL
Scored bests come from CURRENT season								
▶ 100m	32	Elodie BARRE'	FR	12.13	3/25/11	0.12	0.00	0.12
▶ 200m	10	Elodie BARRE'	FR	24.37	3/25/11	6	0.51	6.51
▶ 4x100	29	Gonzalez, Swift, Spencer, Barre'		47.51	3/25/11	0.25	0.00	0.25
▶ LJ	21	Elodie BARRE'	FR	5.73m 18-9¾	3/25/11	0.7	0.15	0.85
Scored bests come from PRE-SEASON DATA								
▶ LJ	11	Lauren PRATT	JR	5.86m 19-2¾	5/13/10	5	0.67	5.67
Team Total								13.41

63



Virginia State

Central Intercollegiate Athletic Association

Event	Scrd As	Athlete	Yr	Scored Mark	Date	Pl. Pts.	Bonus	TOTAL
Scored bests come from CURRENT season								
▶ 200m	10	Samantha EDWARDS	JR	24.37	3/25/11	6	0.51	6.51
▶ 400m	12	Samantha EDWARDS	JR	55.21	3/25/11	4	0.58	4.58
▶ 4x400	27	King, Brock, Tyson-King, Edwards		3:52.31	3/25/11	0.35	0.00	0.35
Scored bests come from PRE-SEASON DATA								
▶ 4x100	19			47.00	5/8/10	0.9	0.00	0.90
▶ LJ	22	Dominique KING	SR	5.72m 18-9¾	4/16/10	0.6	0.12	0.72
Team Total								13.07

64



Kentucky State

Southern Intercollegiate Athletic Conference

Event	Scrd As	Athlete	Yr	Scored Mark	Date	Pl. Pts.	Bonus	TOTAL
Scored bests come from PRE-SEASON DATA								
▶ 100m	16	Alexandria PAYNE	JR	11.92	4/15/10	2	0.34	2.34
▶ H100	9	Ebone WASHINGTON	JR	13.96w	4/15/10	7	0.74	7.74
▶ 4x100	15			46.83	5/7/10	2.5	0.03	2.53
▶ JAV	30	Rakel HANKINS	SR	39.67m 130-2	5/7/10	0.2	0.00	0.20
Team Total								12.81

"Scrd As", short for "Scored As", Standing used for place points portion of performance's score combining preseason data (when applied) to current season data

Numbers in BLACK are both the performance's actual NCAA rank AND "scored as" rank Numbers in RED indicate actual NCAA rank does not exist or is worse than "scored as" rank Numbers in BLUE indicate actual NCAA rank is better than "scored as" rank

USTFCCCA Non-Member

Non-Member Schools Will NOT be ranked, beginning Week 2



D denotes multiple-event rule in affect
Only those who score >0.01 pts are shown

WOMEN

65



Edinboro

Pennsylvania State Athletic Conference

Event	Scrd As	Athlete	Yr	Scored Mark	Date	Pl. Pts.	Bonus	TOTAL
Scored bests come from PRE-SEASON DATA								
5000m	27	Tina YI	SR	17:13.35	4/20/10	0.35	0.00	0.35
10k	6	Tina YI	SR	34:50.62	5/13/10	10	1.41	11.41
Team Total								11.76

69



Mansfield

Pennsylvania State Athletic Conference

▼22

Event	Scrd As	Athlete	Yr	Scored Mark	Date	Pl. Pts.	Bonus	TOTAL	
Scored bests come from PRE-SEASON DATA									
5000m	7	Brenae EDWARDS	SR	16:33.50	5/29/10	9	1.21	10.21	
PV	22	Alexa TSIGNAS	SO	3.47m	11-4½	5/13/10	0.6	0.01	0.61
Team Total								10.82	

66



UPR Mayaguez

Liga Atlética Interuniversitaria de Puerto Rico

Event	Scrd As	Athlete	Yr	Scored Mark	Date	Pl. Pts.	Bonus	TOTAL	
Scored bests come from CURRENT season									
1500m	32	Belissa DEL VALLE	SR	4:36.97	2/19/11	0.12	0.01	0.13	
Scored bests come from PRE-SEASON DATA									
800m	9	Belissa DEL VALLE	SR	2:11.90	4/16/10	7	0.72	7.72	
HT	26	Zuleika FIGUEROA	SR	49.91m	163-9	4/16/10	0.4	0.00	0.40
JAV	14	Stacey ALVAREZ	SO	42.66m	139-11	4/16/10	3	0.46	3.46
Team Total								11.71	

70



Emporia State

Mid-America Intercollegiate Athletics Association

▼56

Event	Scrd As	Athlete	Yr	Scored Mark	Date	Pl. Pts.	Bonus	TOTAL	
Scored bests come from CURRENT season									
HJ	7	Jennifer ROBINSON	SR	1.72m	5-7¾	3/17/11	9	0.94	9.94
DISC	30	Deja JACKSON	JR	43.50m	142-8	3/17/11	0.2	0.00	0.20
JAV	24	Elizabeth STOVER	SO	40.66m	133-4	3/17/11	0.5	0.00	0.50
Scored bests come from PRE-SEASON DATA									
HT	31	Deja JACKSON	JR	49.34m	161-10	5/8/10	0.16	0.00	0.16
Team Total								10.80	

67



Northwest Missouri

Mid-America Intercollegiate Athletics Association

▼29

Event	Scrd As	Athlete	Yr	Scored Mark	Date	Pl. Pts.	Bonus	TOTAL	
Scored bests come from PRE-SEASON DATA									
5000m	18	Angela ADAMS	JR	16:55.80	5/13/10	1	0.26	1.26	
Steeple	30	Brittany POOLE	JR	11:14.66	5/13/10	0.2	0.00	0.20	
HT	7	Kate WALTER	SR	55.99m	183-8	5/8/10	9	1.24	10.24
Team Total								11.70	

71



Tampa

Sunshine State Conference

▼14

Event	Scrd As	Athlete	Yr	Scored Mark	Date	Pl. Pts.	Bonus	TOTAL
Scored bests come from CURRENT season								
5000m	34	Heather NICOLOSI	JR	17:24.53	3/23/11	0.04	0.00	0.04
Scored bests come from PRE-SEASON DATA								
1500m	7	Jessica BUTLER	SO	4:28.98	5/29/10	9	1.41	10.41
10k	35	Dayle VANESS	JR	37:05.73	5/14/10	0.02	0.00	0.02
Steeple	28	Lindsay EDWARDS	JR	11:12.29	4/2/10	0.3	0.00	0.30
Team Total								10.77

68



Central Washington

Great Northwest Athletic Conference

Event	Scrd As	Athlete	Yr	Scored Mark	Date	Pl. Pts.	Bonus	TOTAL	
Scored bests come from CURRENT season									
PV	15	Kaitlin DAVIS	JR	3.65m	11-11¾	3/19/11	2.5	0.54	3.04
Scored bests come from PRE-SEASON DATA									
TJ	17	Katharine LOTZE	SO	11.82mw	38-9½	5/8/10	1.5	0.20	1.70
HT	10	Torrie SELF	SR	54.67m	179-4	4/23/10	6	0.72	6.72
Team Total								11.46	

"Scrd As", short for "Scored As", Standing used for place points portion of performance's score combining preseason data (when applied) to current season data

Numbers in BLACK are both the performance's actual NCAA rank AND "scored as" rank Numbers in RED indicate actual NCAA rank does not exist or is worse than "scored as" rank Numbers in BLUE indicate actual NCAA rank is better than "scored as" rank

USTFCCCA Non-Member

Non-Member Schools Will NOT be ranked, beginning Week 2



D denotes multiple-event rule in affect
Only those who score >0.01 pts are shown

WOMEN

72 **Truman State** ▼25
Mid-America Intercollegiate Athletics Association

Event	Scrd As	Athlete	Yr	Scored Mark	Date	Pl. Pts.	Bonus	TOTAL	
Scored bests come from PRE-SEASON DATA									
▶ 800m	24	Anne RATERMANN	JR	2:14.13	5/8/10	0.5	0.08	0.58	
▶ H400	22	Lisa KUCHARSKI	SO	1:02.66	5/8/10	0.6	0.14	0.74	
▶ TJ	8	Jennifer ZWEIFEL	JR	12.05m	39-6½	5/15/10	8	0.74	8.74
▶ DISC	21	Rachel MCCARROLL	SO	44.90m	147-3	4/9/10	0.7	0.00	0.70
Team Total								10.76	

73 **Indianapolis**
Great Lakes Valley Conference

Event	Scrd As	Athlete	Yr	Scored Mark	Date	Pl. Pts.	Bonus	TOTAL
Scored bests come from PRE-SEASON DATA								
▶ 100m	22	Kierra ALLEN	JR	12.03w	4/9/10	0.6	0.05	0.65
▶ 200m	26	Kierra ALLEN	JR	24.67	4/2/10	0.4	0.03	0.43
▶ 4x100	24			47.27	5/14/10	0.5	0.00	0.50
▶ 4x400	8			3:44.82	5/29/10	8	1.07	9.07
Team Total								10.65

74 **Texas A&M-Kingsville**
Lone Star Conference

Event	Scrd As	Athlete	Yr	Scored Mark	Date	Pl. Pts.	Bonus	TOTAL	
Scored bests come from CURRENT season									
▶ HJ	9	Samantha ALVAREZ	SO	1.71m	5-7¼	3/19/11	7	0.65	7.65
▶ PV	18	Samantha ALVAREZ	SO	3.50m	11-5¼	3/10/11	1	0.10	1.10
Scored bests come from PRE-SEASON DATA									
▶ PV	27	Amy RABALAIS	SO	3.41m	11-2¼	5/13/10	0.35	0.00	0.35
▶ LJ	18	Samone LINDSAY	SO	5.74mw	18-10	5/7/10	1	0.19	1.19
Team Total								10.29	

75 **Albany State (Ga.)**
Southern Intercollegiate Athletic Conference

Event	Scrd As	Athlete	Yr	Scored Mark	Date	Pl. Pts.	Bonus	TOTAL	
Scored bests come from CURRENT season									
▶ 100m	10	Lanequa BORDERS	FR	11.87	3/17/11	6	0.59	6.59	
▶ 100m	25	Kimberly JOHNSON	FR	12.05	3/17/11	0.45	0.00	0.45	
▶ 4x100	20	Borders, Conaler, Fullmore, Greene		47.01	3/17/11	0.8	0.00	0.80	
▶ LJ	30	Andrea FULLMORE	FR	5.61m	18-5	3/17/11	0.2	0.00	0.20
Scored bests come from PRE-SEASON DATA									
▶ 400m	30	Candice VAUGHN	SO	56.43	4/3/10	0.2	0.00	0.20	
▶ H100	17	Rakedia WRIGHT	JR	14.20	4/15/10	1.5	0.29	1.79	
Team Total								10.03	

76 **Bowie State**
Central Intercollegiate Athletic Association

Event	Scrd As	Athlete	Yr	Scored Mark	Date	Pl. Pts.	Bonus	TOTAL	
Scored bests come from PRE-SEASON DATA									
▶ H100	18	Nicole ROBINSON	SR	14.30	5/1/10	1	0.17	1.17	
▶ 4x100	32			47.71	4/20/10	0.12	0.00	0.12	
▶ 4x400	24			3:52.15	5/1/10	0.5	0.00	0.50	
▶ DISC	9	Lakeshia CARNEY	SR	46.90m	153-10	4/29/10	7	0.66	7.66
▶ DISC	32	Alyce HARRELL	SR	43.40m	142-4	4/29/10	0.12	0.00	0.12
Team Total								9.57	

77 **Northern Michigan**
Great Lakes Intercollegiate Athletic Conference

Event	Scrd As	Athlete	Yr	Scored Mark	Date	Pl. Pts.	Bonus	TOTAL	
Scored bests come from PRE-SEASON DATA									
▶ HJ	9	Bailey FRANKLIN	JR	1.71m	5-7¼	5/14/10	7	0.65	7.65
▶ SP	34	Angela LECKSON	SR	13.38m	43-10¾	5/14/10	0.04	0.00	0.04
▶ HEPT	20	Bailey FRANKLIN	JR	4,406		4/15/10	0.8	0.00	0.80
Team Total								8.49	

"Scrd As", short for "Scored As", Standing used for place points portion of performance's score combining preseason data (when applied) to current season data

Numbers in BLACK are both the performance's actual NCAA rank AND "scored as" rank Numbers in RED indicate actual NCAA rank does not exist or is worse than "scored as" rank Numbers in BLUE indicate actual NCAA rank is better than "scored as" rank

USTFCCCA Non-Member

Non-Member Schools Will NOT be ranked, beginning Week 2



2011 Outdoor Track & Field, Preseason

D denotes multiple-event rule in affect
Only those who score >0.01 pts are shown

WOMEN

78



UNC Pembroke

Peach Belt Conference

Event	Scrd As	Athlete	Yr	Scored Mark	Date	Pl. Pts.	Bonus	TOTAL	
Scored bests come from CURRENT season									
▶ DISC	31	Katherine DAVIS	SR	43.45m	142-6	3/17/11	0.16	0.00	0.16
▶ HT	14	Katherine DAVIS	SR	52.72m	172-11	3/17/11	3	0.25	3.25
Scored bests come from PRE-SEASON DATA									
▶ HJ	12	Kyera TENNYSON	JR	1.70m	5-7	3/27/10	4	0.40	4.40
Team Total								7.81	

79



Alabama-Huntsville

Gulf South Conference

Event	Scrd As	Athlete	Yr	Scored Mark	Date	Pl. Pts.	Bonus	TOTAL
Scored bests come from CURRENT season								
▶ 100m	13	Latrice JOHNSON	SR	11.89	3/24/11	3.5	0.49	3.99
Scored bests come from PRE-SEASON DATA								
▶ 400m	24	Rebecca HILT	SR	56.23	3/25/10	0.5	0.06	0.56
▶ Steeple	16	Jeniffer CHERONO	SR	11:01.20	4/10/10	2	0.22	2.22
▶ 4x100	34			47.76	5/14/10	0.04	0.00	0.04
Team Total								6.80

80



West Chester

Pennsylvania State Athletic Conference

Event	Scrd As	Athlete	Yr	Scored Mark	Date	Pl. Pts.	Bonus	TOTAL	
Scored bests come from PRE-SEASON DATA									
▶ LJ	32	Melinda WENTZ	SR	5.60m	18-4½	4/30/10	0.12	0.00	0.12
▶ HEPT	10	Melinda WENTZ	SR	4,736		5/13/10	6	0.58	6.58
Team Total								6.70	

81



Southern Connecticut

Northeast-10 Conference

Event	Scrd As	Athlete	Yr	Scored Mark	Date	Pl. Pts.	Bonus	TOTAL	
Scored bests come from PRE-SEASON DATA									
▶ 4x100	23			47.20	5/1/10	0.55	0.00	0.55	
▶ PV	12	Kimberly JOHNSON	SO	3.70m	12-1½	5/15/10	4	0.69	4.69
▶ PV	28	Teresa PARKER	SO	3.40m	11-1½	4/2/10	0.3	0.00	0.30
▶ DISC	28	Samantha SPINDEL	JR	43.78m	143-7	4/17/10	0.3	0.00	0.30
▶ HT	25	Samantha SPINDEL	JR	50.08m	164-3	5/6/10	0.45	0.00	0.45
Team Total								6.29	

82



UMass Lowell

Northeast-10 Conference

▼56

Event	Scrd As	Athlete	Yr	Scored Mark	Date	Pl. Pts.	Bonus	TOTAL	
Scored bests come from CURRENT season									
▶ SP	32	Candace GREENE	FR	13.40m	43-11¼	3/26/11	0.12	0.00	0.12
▶ JAV	23	Samantha OTTEN	FR	40.71m	133-6	3/26/11	0.55	0.00	0.55
Scored bests come from PRE-SEASON DATA									
▶ 400m	27	Shannon CUNNINGHAM	SO	56.35		5/1/10	0.35	0.00	0.35
▶ 4x100	27			47.42		5/1/10	0.35	0.00	0.35
▶ 4x400	12			3:47.80		5/6/10	4	0.32	4.32
Team Total								5.69	

83



Northern State

Northern Sun Intercollegiate Conference

▼57

Event	Scrd As	Athlete	Yr	Scored Mark	Date	Pl. Pts.	Bonus	TOTAL	
Scored bests come from PRE-SEASON DATA									
▶ Steeple	18	Mikayla BARONDEAU	JR	11:02.37		5/7/10	1	0.19	1.19
▶ SP	14	Melodi BOKE	JR	14.09m	46-2½	4/16/10	3	0.36	3.36
▶ HEPT	24	Tanya VASSAR	SR	4,361		5/7/10	0.5	0.00	0.50
Team Total								5.04	

"Scrd As", short for "Scored As", Standing used for place points portion of performance's score combining preseason data (when applied) to current season data

Numbers in BLACK are both the performance's actual NCAA rank AND "scored as" rank Numbers in RED indicate actual NCAA rank does not exist or is worse than "scored as" rank Numbers in BLUE indicate actual NCAA rank is better than "scored as" rank

USTFCCCA Non-Member

Non-Member Schools Will NOT be ranked, beginning Week 2



WOMEN

84



Saint Martin's

Great Northwest Athletic Conference

Event	Scrd As	Athlete	Yr	Scored Mark	Date	Pl. Pts.	Bonus	TOTAL	
Scored bests come from PRE-SEASON DATA									
JAV	12	Jillian STRAY	SO	42.92m	140-9	5/1/10	4	0.54	4.54
JAV	35	Samantha HULL	SO	39.25m	128-9	3/13/10	0.02	0.00	0.02
Team Total								4.56	

85



California (Pa.)

Pennsylvania State Athletic Conference

▼33

Event	Scrd As	Athlete	Yr	Scored Mark	Date	Pl. Pts.	Bonus	TOTAL	
Scored bests come from CURRENT season									
HJ	32	Amber SAUNDERS	SO	1.65m	5-5	3/17/11	0.12	0.00	0.12
Scored bests come from PRE-SEASON DATA									
800m	32	Jerica SNEDDEN	JR	2:14.95		5/13/10	0.12	0.00	0.12
4x400	13			3:48.20		5/13/10	3.5	0.27	3.77
HEPT	25	Farath RAPHAEL	SO	4,316		5/13/10	0.45	0.00	0.45
Team Total								4.46	

86



Southern Indiana

Great Lakes Valley Conference

▼48

Event	Scrd As	Athlete	Yr	Scored Mark	Date	Pl. Pts.	Bonus	TOTAL	
Scored bests come from CURRENT season									
10k	13	Jackie HENDERSON	JR	35:33.38		3/25/11	3.5	0.51	4.01
Scored bests come from PRE-SEASON DATA									
10k	27	Adrienne CURTIS	JR	36:40.41		4/15/10	0.35	0.00	0.35
Team Total								4.36	

87



Stillman

Southern Intercollegiate Athletic Conference

Event	Scrd As	Athlete	Yr	Scored Mark	Date	Pl. Pts.	Bonus	TOTAL	
Scored bests come from CURRENT season									
200m	13	Janae JONES	JR	24.39		3/24/11	3.5	0.47	3.97
400m	35	Janae JONES	JR	56.56		3/11/11	0.02	0.00	0.02
Team Total								3.99	

88



CSU-Pueblo

Rocky Mountain Athletic Conference

Event	Scrd As	Athlete	Yr	Scored Mark	Date	Pl. Pts.	Bonus	TOTAL	
Scored bests come from CURRENT season									
400m	20	Shilay WILLIS	FR	55.83		3/25/11	0.8	0.25	1.05
4x100	31	Gilkes, Willis, Wiltberger, Wyatt		47.70		3/25/11	0.16	0.00	0.16
Scored bests come from PRE-SEASON DATA									
100m	16	Blair GILKES	JR	11.92w		5/9/10	2	0.34	2.34
Team Total								3.55	

89



Tarleton State

Lone Star Conference

▼27

Event	Scrd As	Athlete	Yr	Scored Mark	Date	Pl. Pts.	Bonus	TOTAL	
Scored bests come from CURRENT season									
100m	35	Derekia COLEMAN	FR	12.17		3/10/11	0.02	0.00	0.02
200m	30	Derekia COLEMAN	FR	24.78		3/10/11	0.2	0.00	0.20
DISC	25	Elizabeth DOMINGUEZ	JR	44.20m	145-0	3/25/11	0.45	0.00	0.45
Scored bests come from PRE-SEASON DATA									
4x400	16			3:49.74		5/13/10	2	0.05	2.05
SP	29	Meredeth PERSINGER	SR	13.44m	44-1½	3/26/10	0.25	0.00	0.25
Team Total								2.97	

90



West Virginia Wesleyan

West Virginia Intercollegiate Athletic Conference

Event	Scrd As	Athlete	Yr	Scored Mark	Date	Pl. Pts.	Bonus	TOTAL	
Scored bests come from CURRENT season									
H400	20	Morganne BENNETT	JR	1:02.61		3/17/11	0.8	0.15	0.95
HEPT	29	Ashli KNOTTS	SO	4,265		3/17/11	0.25	0.00	0.25
Scored bests come from PRE-SEASON DATA									
Steeple	24	Meghan ZAYAS	SR	11:09.57		4/2/10	0.5	0.00	0.50
JAV	19	Ashli KNOTTS	SO	41.44m	135-11	4/30/10	0.9	0.10	1.00
Team Total								2.70	

"Scrd As", short for "Scored As", Standing used for place points portion of performance's score combining preseason data (when applied) to current season data

Numbers in BLACK are both the performance's actual NCAA rank AND "scored as" rank Numbers in RED indicate actual NCAA rank does not exist or is worse than "scored as" rank Numbers in BLUE indicate actual NCAA rank is better than "scored as" rank

USTFCCCA Non-Member

Non-Member Schools Will NOT be ranked, beginning Week 2



D denotes multiple-event rule in affect
Only those who score >0.01 pts are shown

WOMEN

91



Cal Poly Pomona

California Collegiate Athletic Association

Event	Scrd As	Athlete	Yr	Scored Mark	Date	Pl. Pts.	Bonus	TOTAL
Scored bests come from CURRENT season								
▶ 5000m	28	Tiffany DINH	SO	17:14.30	3/5/11	0.3	0.00	0.30
▶ H100	32	Heather CORDER	FR	14.55	3/26/11	0.12	0.00	0.12
▶ H400	24	Mia MORENO	JR	1:02.86	3/26/11	0.5	0.08	0.58
Scored bests come from PRE-SEASON DATA								
▶ H100	31	Tramieka THOMAS	JR	14.54	3/19/10	0.16	0.00	0.16
▶ 4x400	17			3:50.11	5/6/10	1.5	0.00	1.50
Team Total								2.66

92



Southwest Baptist

Mid-America Intercollegiate Athletics Association

Event	Scrd As	Athlete	Yr	Scored Mark	Date	Pl. Pts.	Bonus	TOTAL
Scored bests come from PRE-SEASON DATA								
▶ 100m	24	Corie CHUNING	SO	12.04w	4/23/10	0.5	0.03	0.53
▶ 4x100	16			46.85	5/8/10	2	0.01	2.01
Team Total								2.54

93



New Mexico Highlands ▼58

Rocky Mountain Athletic Conference

Event	Scrd As	Athlete	Yr	Scored Mark	Date	Pl. Pts.	Bonus	TOTAL	
Scored bests come from CURRENT season									
▶ 200m	33	Fiona JAMES	JR	24.82	3/26/11	0.08	0.00	0.08	
▶ JAV	17	Carissa ALEXANDER	JR	41.80m	137-1	3/26/11	1.5	0.20	1.70
Scored bests come from PRE-SEASON DATA									
▶ 4x100	22			47.19	5/16/10	0.6	0.00	0.60	
Team Total								2.38	

94



Grand Canyon

Pacific West Conference

Event	Scrd As	Athlete	Yr	Scored Mark	Date	Pl. Pts.	Bonus	TOTAL	
Scored bests come from CURRENT season									
▶ LJ	16	Amber YINGLING	SO	5.76m	18-10%	3/18/11	2	0.25	2.25
Team Total								2.25	

95



Wayne State (Neb.)

Northern Sun Intercollegiate Conference

Event	Scrd As	Athlete	Yr	Scored Mark	Date	Pl. Pts.	Bonus	TOTAL
Scored bests come from PRE-SEASON DATA								
▶ HEPT	16	Paige POLLARD	JR	4,558	5/7/10	2	0.22	2.22
Team Total								2.22

96



Neb.-Kearney

Rocky Mountain Athletic Conference ▼53

Event	Scrd As	Athlete	Yr	Scored Mark	Date	Pl. Pts.	Bonus	TOTAL	
Scored bests come from PRE-SEASON DATA									
▶ HJ	32	Kristi BAUER	SO	1.65m	5-5	4/3/10	0.12	0.00	0.12
▶ SP	26	Jackie ZIEMKE	SO	13.59m	44-7	4/16/10	0.4	0.00	0.40
▶ HEPT	17	Jena ISAACSON	JR	4,500	5/9/10	1.5	0.11	1.61	
Team Total								2.13	

97



UW Parkside

Great Lakes Valley Conference

Event	Scrd As	Athlete	Yr	Scored Mark	Date	Pl. Pts.	Bonus	TOTAL
Scored bests come from PRE-SEASON DATA								
▶ 800m	28	Hope CHRISTIE	JR	2:14.38	5/1/10	0.3	0.04	0.34
▶ 1500m	17	Hope CHRISTIE	JR	4:34.30	5/14/10	1.5	0.26	1.76
Team Total								2.10

98



Ferris State

Great Lakes Intercollegiate Athletic Conference

Event	Scrd As	Athlete	Yr	Scored Mark	Date	Pl. Pts.	Bonus	TOTAL	
Scored bests come from CURRENT season									
▶ 1500m	23	Samantha JOHNSON	FR	4:35.48	3/25/11	0.55	0.15	0.70	
▶ 10k	26	Anna RUDD	SO	36:36.40	3/25/11	0.4	0.00	0.40	
▶ HT	35	Jessica PILLING	FR	48.77m	160-0	3/25/11	0.02	0.00	0.02
Scored bests come from PRE-SEASON DATA									
▶ 800m	21	Alyssa OSIKA	SO	2:13.88	5/13/10	0.7	0.13	0.83	
Team Total								1.95	

"Scrd As", short for "Scored As", Standing used for place points portion of performance's score combining preseason data (when applied) to current season data

Numbers in BLACK are both the performance's actual NCAA rank AND "scored as" rank Numbers in RED indicate actual NCAA rank does not exist or is worse than "scored as" rank Numbers in BLUE indicate actual NCAA rank is better than "scored as" rank


USTFCCCA Non-Member

Non-Member Schools Will NOT be ranked, beginning Week 2




D denotes multiple-event rule in affect
Only those who score >0.01 pts are shown


WOMEN

99  **St. Cloud State** ▼78
Northern Sun Intercollegiate Conference


Event	Scrd As	Athlete	Yr	Scored Mark	Date	Pl. Pts.	Bonus	TOTAL	
Scored bests come from PRE-SEASON DATA									
HJ	17	Danielle LUHMANN	JR	1.69m	5-6½	4/24/10	1.5	0.25	1.75
Team Total								1.75	

99  **Tiffin**
Great Lakes Intercollegiate Athletic Conference


Event	Scrd As	Athlete	Yr	Scored Mark	Date	Pl. Pts.	Bonus	TOTAL	
Scored bests come from PRE-SEASON DATA									
HJ	17	Meghan GILL	JR	1.69m	5-6½	4/30/10	1.5	0.25	1.75
Team Total								1.75	

101  **Saginaw Valley State**
Great Lakes Intercollegiate Athletic Conference


Event	Scrd As	Athlete	Yr	Scored Mark	Date	Pl. Pts.	Bonus	TOTAL	
Scored bests come from PRE-SEASON DATA									
H400	35	Sarah KAWIECKI	JR	1:03.54		4/24/10	0.02	0.00	0.02
PV	17	Elizabeth WILFORD	JR	3.51m	11-6½	4/3/10	1.5	0.13	1.63
Team Total								1.65	

102  **Benedict** ▼64
Southern Intercollegiate Athletic Conference


Event	Scrd As	Athlete	Yr	Scored Mark	Date	Pl. Pts.	Bonus	TOTAL	
Scored bests come from CURRENT season									
100m	25	Camille CLEMMONS-JAMES	JR	12.05		3/17/11	0.45	0.00	0.45
200m	20	Camille CLEMMONS-JAMES	JR	24.49		3/17/11	0.8	0.27	1.07
Team Total								1.52	

103  **Lock Haven**
Pennsylvania State Athletic Conference


Event	Scrd As	Athlete	Yr	Scored Mark	Date	Pl. Pts.	Bonus	TOTAL	
Scored bests come from PRE-SEASON DATA									
10k	18	Lindsey LAMBERT	JR	36:04.42		4/20/10	1	0.21	1.21
HT	29	Vanita MOSES	JR	49.41m	162-1	5/13/10	0.25	0.00	0.25
Team Total								1.46	

104  **Central State**
Independent (DII)

Event	Scrd As	Athlete	Yr	Scored Mark	Date	Pl. Pts.	Bonus	TOTAL	
Scored bests come from PRE-SEASON DATA									
200m	29	Brittany BROWN	SO	24.77		4/3/10	0.25	0.00	0.25
400m	19	Brittany BROWN	SO	55.81		4/30/10	0.9	0.26	1.16
Team Total								1.41	

105  **Stonehill**
Northeast-10 Conference

Event	Scrd As	Athlete	Yr	Scored Mark	Date	Pl. Pts.	Bonus	TOTAL	
Scored bests come from PRE-SEASON DATA									
800m	27	Christen CARRIER	JR	2:14.35		5/6/10	0.35	0.04	0.39
Steeple	34	Erin CARMONE	SO	11:18.09		5/6/10	0.04	0.00	0.04
JAV	27	Olivia DYSON	SO	40.03m	131-4	5/6/10	0.35	0.00	0.35
Team Total								0.78	

106  **Molloy**
East Coast Conference

Event	Scrd As	Athlete	Yr	Scored Mark	Date	Pl. Pts.	Bonus	TOTAL	
Scored bests come from PRE-SEASON DATA									
TJ	21	Atinuke ADEBOWALE	SO	11.71m	38-5	5/7/10	0.7	0.03	0.73
Team Total								0.73	

"Scrd As", short for "Scored As", Standing used for place points portion of performance's score combining preseason data (when applied) to current season data

Numbers in BLACK are both the performance's actual NCAA rank AND "scored as" rank Numbers in RED indicate actual NCAA rank does not exist or is worse than "scored as" rank Numbers in BLUE indicate actual NCAA rank is better than "scored as" rank

USTFCCCA Non-Member Non-Member Schools Will NOT be ranked, beginning Week 2



WOMEN

107



Georgian Court

Central Atlantic Collegiate Conference

Event	Scrd As	Athlete	Yr	Scored Mark	Date	Pl. Pts.	Bonus	TOTAL	
Scored bests come from PRE-SEASON DATA									
HJ	22	Lauren CALOREL	SO	1.68m	5-6	4/3/10	0.6	0.10	0.70
Team Total								0.70	

108



Anderson (S.C.)

South Atlantic Conference

Event	Scrd As	Athlete	Yr	Scored Mark	Date	Pl. Pts.	Bonus	TOTAL
Scored bests come from CURRENT season								
10k	31	Whitney BISHOFF	JR	36:48.50	3/25/11	0.16	0.00	0.16
Scored bests come from PRE-SEASON DATA								
5000m	24	Whitney BISHOFF	JR	17:07.47	4/2/10	0.5	0.00	0.50
Team Total								0.66

109



Adelphi

Northeast-10 Conference

Event	Scrd As	Athlete	Yr	Scored Mark	Date	Pl. Pts.	Bonus	TOTAL
Scored bests come from PRE-SEASON DATA								
800m	29	Danielle LYONS	SR	2:14.66	4/9/10	0.25	0.00	0.25
1500m	31	Danielle LYONS	SR	4:36.95	4/2/10	0.16	0.01	0.17
Team Total								0.42

110



Lake Erie

Great Lakes Intercollegiate Athletic Conference

Event	Scrd As	Athlete	Yr	Scored Mark	Date	Pl. Pts.	Bonus	TOTAL
Scored bests come from CURRENT season								
H100	27	Andrea BOYD	SO	14.52	3/18/11	0.35	0.00	0.35
Scored bests come from PRE-SEASON DATA								
4x100	34			47.76	5/7/10	0.04	0.00	0.04
Team Total								0.39

111



Humboldt State

California Collegiate Athletic Association

▼59

Event	Scrd As	Athlete	Yr	Scored Mark	Date	Pl. Pts.	Bonus	TOTAL	
Scored bests come from PRE-SEASON DATA									
SP	28	Heather SNYDER	JR	13.48m	44-2 1/2	4/16/10	0.3	0.00	0.30
DISC	33	Heather SNYDER	JR	43.38m	142-4	5/14/10	0.08	0.00	0.08
Team Total								0.38	

112



Winston-Salem State

Central Intercollegiate Athletic Association

Event	Scrd As	Athlete	Yr	Scored Mark	Date	Pl. Pts.	Bonus	TOTAL
Scored bests come from CURRENT season								
4x400	28	Mitchell, Killebrew, Thomas, Baptiste		3:52.47	3/18/11	0.3	0.00	0.30
Team Total								0.30

113



UDC

Independent (DII)

Event	Scrd As	Athlete	Yr	Scored Mark	Date	Pl. Pts.	Bonus	TOTAL
Scored bests come from PRE-SEASON DATA								
4x400	29			3:52.58	4/10/10	0.25	0.00	0.25
Team Total								0.25

113



Wingate

South Atlantic Conference

Event	Scrd As	Athlete	Yr	Scored Mark	Date	Pl. Pts.	Bonus	TOTAL	
Scored bests come from CURRENT season									
TJ	29	Candra MATHIS	FR	11.58m	38-0	3/17/11	0.25	0.00	0.25
Team Total								0.25	

115



Cheyney

Pennsylvania State Athletic Conference

Event	Scrd As	Athlete	Yr	Scored Mark	Date	Pl. Pts.	Bonus	TOTAL
Scored bests come from CURRENT season								
100m	30	Simone CARTER	SO	12.12	3/19/11	0.2	0.00	0.20
Team Total								0.20

"Scrd As", short for "Scored As", Standing used for place points portion of performance's score combining preseason data (when applied) to current season data

Numbers in BLACK are both the performance's actual NCAA rank AND "scored as" rank Numbers in RED indicate actual NCAA rank does not exist or is worse than "scored as" rank Numbers in BLUE indicate actual NCAA rank is better than "scored as" rank

USTFCCCA Non-Member


Non-Member Schools Will NOT be ranked, beginning Week 2




2011 Outdoor Track & Field, Preseason

D denotes multiple-event rule in affect
Only those who score >0.01 pts are shown


WOMEN

116  **UPR Bayamon**
Liga Atlética Interuniversitaria de Puerto Rico


Event	Scrd As	Athlete	Yr	Scored Mark	Date	Pl. Pts.	Bonus	TOTAL
Scored bests come from PRE-SEASON DATA								
▶ Steeple	31	Angie TORRES-ADORNO	SR	11:15.30	4/16/10	0.16	0.00	0.16
▶ TJ	35	Noelys MORALES-RIVERA	JR	11.49m 37-8½	5/2/10	0.02	0.00	0.02
Team Total								0.18

121  **Missouri S&T**
Great Lakes Valley Conference ▼91


Event	Scrd As	Athlete	Yr	Scored Mark	Date	Pl. Pts.	Bonus	TOTAL
Scored bests come from CURRENT season								
▶ 100m	35	Aubrey MOORE	SR	12.17	3/25/11	0.02	0.00	0.02
Team Total								0.02

117  **Central Oklahoma**
Lone Star Conference


Event	Scrd As	Athlete	Yr	Scored Mark	Date	Pl. Pts.	Bonus	TOTAL
Scored bests come from CURRENT season								
▶ HJ	32	Lacey RHODES	FR	1.65m 5-5	3/26/11	0.12	0.00	0.12
Team Total								0.12

118  **Bentley**
Northeast-10 Conference

Event	Scrd As	Athlete	Yr	Scored Mark	Date	Pl. Pts.	Bonus	TOTAL
Scored bests come from CURRENT season								
▶ 800m	33	Amy VARSELL	SO	2:14.99	3/25/11	0.08	0.00	0.08
Team Total								0.08

118  **Chadron State**
Rocky Mountain Athletic Conference

Event	Scrd As	Athlete	Yr	Scored Mark	Date	Pl. Pts.	Bonus	TOTAL
Scored bests come from PRE-SEASON DATA								
▶ PV	33	Kalen PRENTICE	JR	3.36m 11-¼	4/30/10	0.08	0.00	0.08
Team Total								0.08

120  **Lake Superior State**
Great Lakes Intercollegiate Athletic Conference

Event	Scrd As	Athlete	Yr	Scored Mark	Date	Pl. Pts.	Bonus	TOTAL
Scored bests come from PRE-SEASON DATA								
▶ HT	34	Jill WALTON	SO	48.87m 160-4	5/5/10	0.04	0.00	0.04
Team Total								0.04

"Scrd As", short for "Scored As", Standing used for place points portion of performance's score combining preseason data (when applied) to current season data

Numbers in BLACK are both the performance's actual NCAA rank AND "scored as" rank Numbers in RED indicate actual NCAA rank does not exist or is worse than "scored as" rank Numbers in BLUE indicate actual NCAA rank is better than "scored as" rank

USTFCCCA Non-Member Non-Member Schools Will NOT be ranked, beginning Week 2