



USTFCCCA NCAA Division II National Team Rankings

2012 Indoor Track & Field, Week #1

as of 1/24/2012 11:21:51 AM

D denotes multiple-event rule in affect
Only those who score >0.01 pts are shown

MEN



Lincoln (Mo.)

unch

Mid-America Intercollegiate Athletics Association

Event	Scrd As	Athlete	Yr	Scored Mark	Date	Pl. Pts.	Bonus	TOTAL
Scored bests come from CURRENT season								
▶ 60m	1	Romel LEWIS	SO	6.67	A 12/9/11	20	2.71	22.71
▶ 60m	12	Joshua MANUEL	JR	6.85	P 12/9/11	3	0.44	3.44
▶ 200m	9	Romel LEWIS	SO	21.88	P 1/13/12	6	0.68	6.68
▶ 400m	30	Michael ASHLEY	FR	49.03	P 12/9/11	0.02	0.07	0.09
Scored bests come from PRE-SEASON DATA								
▶ 60m	3	Ravel GREY	JR	6.73	3/12/11	16	1.86	17.86
▶ 60m	8	Gavin TERRELONGE	SR	6.80	12/10/10	7	0.90	7.90
▶ 60m	21	Terrel COTTON	SR	6.88	1/21/11	0.4	0.22	0.62
▶ 200m	1	Terrel COTTON	SR	21.24	3/12/11	20	2.95	22.95
▶ 200m	6	Roxroy CATO	SO	21.66	3/12/11	10	1.28	11.28
▶ 200m	14	Dane HYATT	JR	22.03	2/18/11	1	0.29	1.29
▶ 400m	2	Roxroy CATO	SO	47.51	12/10/10	18	2.23	20.23
▶ 400m	3	Dane HYATT	JR	47.52	3/12/11	16	2.21	18.21
▶ 400m	6	Steve BANTON	JR	48.02	3/12/11	10	1.18	11.18
▶ 400m	10	Terrel COTTON	SR	48.44	12/10/10	5	0.61	5.61
▶ 800m	20	Jermaine BLAKE	SO	1:53.99	2/25/11	0.45	0.22	0.67
▶ H60m	3	Sabiel ANDERSON	JR	7.85	1/7/11	16	2.64	18.64
▶ 4x400	7			3:14.34	3/12/11	4	1.42	5.42
▶ HJ	18	Machel BAKER	SO	2.06m	6-9 2/25/11	0.6	0.00	0.60
Team Total								175.38



Grand Canyon

Pacific West Conference

3

Event	Scrd As	Athlete	Yr	Scored Mark	Date	Pl. Pts.	Bonus	TOTAL
Scored bests come from CURRENT season								
▶ 60m	2	Dominique HUBERT	SO	6.71	A 1/14/12	18	2.14	20.14
▶ 60m	28	AAron HILL	SO	6.90	P 1/14/12	0.07	0.13	0.20
▶ PV	4	Eric FRAWLEY	JR	5.07m	16-7½ P 1/20/12	14	2.16	16.16
▶ PV	7	Vince FRAWLEY	JR	4.92m	16-1¼ P 1/20/12	8	0.83	8.83
▶ LJ	2	AAron HILL	SO	7.62m	25-0 A 1/14/12	18	3.60	21.60
▶ LJ	6	Dominique HUBERT	SO	7.32m	24-¾ P 1/14/12	10	0.91	10.91
▶ LJ	12	Karlin STEWART	SO	7.28m	23-10¼ P 1/20/12	3	0.65	3.65
▶ LJ	18	Kevin LASHLEY	SO	7.17m	23-6¼ P 1/20/12	0.6	0.11	0.71
▶ TJ	5	Kevin LASHLEY	SO	14.98m	49-1¼ P 1/20/12	12	1.69	13.69
▶ TJ	17	Karlin STEWART	SO	14.52m	47-7¼ P 1/20/12	0.7	0.17	0.87
Scored bests come from PRE-SEASON DATA								
▶ 60m	4	Mikio BAIN	SR	6.76	3/12/11	14	1.44	15.44
▶ 200m	8	Mikio BAIN	SR	21.80	1/28/11	7	0.89	7.89
▶ 5000m	29	Kipkorir MUTAI	SR	14:53.56	2/4/11	0.05	0.00	0.05
▶ H60m	1	Tyler SIPES	SR	7.75	3/12/11	20	3.95	23.95
▶ 4x400	18			3:20.17	1/21/11	0.2	0.00	0.20
Team Total								144.30

"Scrd As", short for "Scored As", Standing used for place points portion of performance's score combining preseason data (when applied) to current season data

Numbers in BLACK are both the performance's actual NCAA rank AND "scored as" rank Numbers in RED indicate actual NCAA rank does not exist or is worse than "scored as" rank Numbers in BLUE indicate actual NCAA rank is better than "scored as" rank

USTFCCCA Non-Member

Non-Member Schools Will NOT be ranked, beginning Week 2



USTFCCCA NCAA Division II National Team Rankings

2012 Indoor Track & Field, Week #1

as of 1/24/2012 11:21:51 AM

D denotes multiple-event rule in affect
Only those who score >0.01 pts are shown

MEN

3



Adams State

Rocky Mountain Athletic Conference

unch

Event	Scrd As	Athlete	Yr	Scored Mark	Date	Pl. Pts.	Bonus	TOTAL
Scored bests come from CURRENT season								
▶ 60m	33	Rushane SCOTT	JR	6.91	P 12/9/11		0.09	0.09
▶ 800m	11	Boris BERIAN	FR	1:53.37	P 1/20/12	4	0.51	4.51
▶ Mile	7	Tabor STEVENS	SO	4:09.52	P 1/20/12	8	1.12	9.12
▶ SP	15	Jamarius MATHIS	FR	16.73m	54-10% P 12/9/11	0.9	0.08	0.98
Scored bests come from PRE-SEASON DATA								
▶ 200m	32	Calvin FLETCHER	SR	22.23	2/25/11		0.03	0.03
▶ 800m	9	Andrew GRAHAM	SR	1:52.94	2/13/11	6	0.71	6.71
▶ Mile	1	Craig HUFFER	JR	4:00.52	1/21/11	20	4.50	24.50
▶ Mile	2	Keegan CALMES	JR	4:05.07	2/11/11	18	2.75	20.75
▶ Mile	8	Antoine MALARTE	JR	4:10.74	2/11/11	7	0.82	7.82
▶ 5000m	8	Nathan SELLERS	JR	14:25.68	2/11/11	7	1.16	8.16
▶ H60m	26	Alfred HINES	SR	8.23	2/25/11	0.15	0.00	0.15
▶ DMR	1			9:53.31	2/4/11	20	2.38	22.38
▶ HJ	13	Dyson MORTENSEN	JR	2.09m	6-10% 1/21/11	2	0.27	2.27
▶ LJ	4	Alex ESTES	SO	7.40m	24-3% 3/12/11	14	1.45	15.45
▶ SP	8	Wesley LAVONG	SO	17.35m	56-11% 2/25/11	7	0.76	7.76
Team Total								130.69

4



Saint Augustine's

Central Intercollegiate Athletic Association

▼ 2

Event	Scrd As	Athlete	Yr	Scored Mark	Date	Pl. Pts.	Bonus	TOTAL
Scored bests come from CURRENT season								
▶ 60m	11	Ramaan ANSLEY	JR	6.84	P 1/7/12	4	0.53	4.53
▶ H60m	8	Gerkenz SENESCA	JR	8.02	P 1/7/12	7	0.87	7.87
▶ H60m	9	Jason BOYD	SR	8.03	P 12/4/11	6	0.79	6.79
▶ H60m	26	Ty'reak MURRAY	SO	8.23	P 1/20/12	0.15	0.00	0.15
▶ HJ	2	Christopher COPELAND	SR	2.18m	7-1% A 12/4/11	18	2.60	20.60
▶ HJ	8	Eddie SHELTON	SO	2.13m	6-11% P 12/4/11	7	1.05	8.05
Scored bests come from PRE-SEASON DATA								
▶ 60m	9	Sean STUART	JR	6.81	2/18/11	6	0.81	6.81
▶ 60m	16	Kelly FISHER	SR	6.87	1/8/11	0.8	0.27	1.07
▶ 60m	28	Julius WEST	SO	6.90	2/12/11	0.07	0.13	0.20
▶ 200m	4	Josh EDMONDS	SO	21.58	3/12/11	14	1.53	15.53
▶ 200m	9	Kelly FISHER	SR	21.88	2/27/11	6	0.68	6.68
▶ 200m	17	Jason BOYD	SR	22.08	2/27/11	0.7	0.23	0.93
▶ 400m	4	Josh EDMONDS	SO	47.83	2/12/11	14	1.56	15.56
▶ 400m	20	Kelly FISHER	SR	48.79	2/12/11	0.45	0.23	0.68
▶ 800m	33	Jameel WALCOTT	SO	1:54.84	1/28/11		0.02	0.02
▶ H60m	20	Ronnie GRIFFITH	SR	8.17	2/18/11	0.45	0.00	0.45
▶ 4x400	2			3:10.91	3/12/11	17	3.49	20.49
▶ LJ	29	DeJon WILKINSON	SO	7.07m	23-2% 2/12/11	0.05	0.00	0.05
▶ TJ	8	DeJon WILKINSON	SO	14.84m	48-8% 2/18/11	7	1.08	8.08
Team Total								124.54

"Scrd As", short for "Scored As", Standing used for place points portion of performance's score combining preseason data (when applied) to current season data

Numbers in BLACK are both the performance's actual NCAA rank AND "scored as" rank Numbers in RED indicate actual NCAA rank does not exist or is worse than "scored as" rank Numbers in BLUE indicate actual NCAA rank is better than "scored as" rank

USTFCCCA Non-Member

Non-Member Schools Will NOT be ranked, beginning Week 2



D denotes multiple-event rule in affect
Only those who score >0.01 pts are shown

MEN

5 Ashland ▼ 1										
Great Lakes Intercollegiate Athletic Conference										
Event	Scrd As	Athlete	Yr	Scored	Mark	Date	Pl. Pts.	Bonus	TOTAL	
Scored bests come from CURRENT season										
▶ 400m	27	Keith CLEVELAND	SO	48.94		P 12/2/11	0.1	0.13	0.23	
▶ WT	1	Ryan LOUGHNEY	SR	22.08m	72-5½	A 12/2/11	20	4.30	24.30	
▶ WT	5	Richard QUICK	JR	20.49m	67-2½	A 1/21/12	12	2.08	14.08	
▶ WT	7	Craig CALL	JR	19.97m	65-6¾	P 12/9/11	8	1.57	9.57	
▶ WT	28	James Clay HARRIS	FR	16.96m	55-7¾	12/2/11	0.07	0.00	0.07	
Scored bests come from PRE-SEASON DATA										
▶ 400m	19	Cory LAMAR	JR	48.75		2/19/11	0.5	0.26	0.76	
▶ 400m	24	Jacob COOK	SO	48.89		2/11/11	0.25	0.17	0.42	
▶ 800m	5	Tom SCOTT	SR	1:51.68		2/18/11	12	1.52	13.52	
▶ 5000m	23	Brock WEAVER	SR	14:50.09		2/11/11	0.3	0.00	0.30	
▶ 4x400	4			3:12.89		3/12/11	11	2.28	13.28	
▶ DMR	11			10:00.08		2/25/11	0.9	0.76	1.66	
▶ PV	24	Robert ROBINSON	SR	4.70m	15-5	12/3/10	0.25	0.00	0.25	
▶ SP	5	DJ DUKE	SO	17.90m	58-8¾	3/12/11	12	1.69	13.69	
▶ WT	3	Garrett GREY	JR	20.84m	68-4½	2/25/11	16	2.52	18.52	
▶ WT	8	Cory MEULEMAN	SR	19.28m	63-3¾	2/26/11	7	0.88	7.88	
Team Total									118.55	

6 Grand Valley State unch										
Great Lakes Intercollegiate Athletic Conference										
Event	Scrd As	Athlete	Yr	Scored	Mark	Date	Pl. Pts.	Bonus	TOTAL	
Scored bests come from CURRENT season										
▶ 5000m	2	Anthony WITT	SR	14:11.92		P 12/2/11	18	2.70	20.70	
▶ 5000m	4	Tyler EMMOREY	SR	14:19.88		P 12/2/11	14	1.70	15.70	
▶ 5000m	16	Nathan KNISELY	SR	14:39.59		P 12/2/11	0.8	0.24	1.04	
▶ 4x400	12	Hammersmith, Parnell, Mohamed, Hoffman		3:17.36		1/13/12	0.8	0.22	1.02	
▶ HJ	17	Trent CHAPPELL	FR	2.07m	6-9½	P 1/20/12	0.7	0.01	0.71	
▶ PV	16	Raphael GELO	JR	4.80m	15-9	P 1/20/12	0.8	0.00	0.80	
▶ PV	29	Jake ELBERS	SO	4.65m	15-3	1/20/12	0.05	0.00	0.05	
▶ SP	1	Daniel VANEK	SR	19.09m	62-7¾	A 1/20/12	20	4.47	24.47	
▶ WT	13	Andrew GORLEY	JR	17.94m	58-10¾	P 1/20/12	2	0.10	2.10	
▶ WT	20	Donny STIFFLER	JR	17.56m	57-7¾	P 12/2/11	0.45	0.00	0.45	
▶ WT	28	Lee VANKAMPEN	FR	16.96m	55-7¾	1/20/12	0.07	0.00	0.07	
Scored bests come from PRE-SEASON DATA										
▶ 800m	16	Eric PHILLIPS	JR	1:53.89		2/11/11	0.8	0.26	1.06	
▶ Mile	24	Larry JULSON	JR	4:15.17		2/11/11	0.25	0.00	0.25	
▶ Mile	28	Tyler EMMOREY	SR	4:15.85		2/25/11	0.07	0.00	0.07	
▶ 5000m	5	Jeff NORDQUIST	SR	14:24.89		12/16/10	12	1.23	13.23	
▶ 5000m	11	Ryan TOTH	SR	14:30.49		12/16/10	4	0.77	4.77	
▶ DMR	10			9:59.95		2/18/11	1	0.78	1.78	
▶ PV	15	Kevin LELAND	JR	4.81m	15-9¾	2/25/11	0.9	0.04	0.94	
▶ PV	16	Bret MYERS	SO	4.80m	15-9	2/11/11	0.8	0.00	0.80	
▶ SP	11	Donny STIFFLER	JR	17.19m	56-4¾	2/25/11	4	0.49	4.49	
▶ WT	14	Daniel VANEK	SR	17.92m	58-9¾	2/4/11	1	0.09	1.09	
▶ HEPT	15	Bret MYERS	SO	4,808		2/11/11	0.9	0.11	1.01	
Team Total									96.61	

"Scrd As", short for "Scored As", Standing used for place points portion of performance's score combining preseason data (when applied) to current season data

Numbers in BLACK are both the performance's actual NCAA rank AND "scored as" rank Numbers in RED indicate actual NCAA rank does not exist or is worse than "scored as" rank Numbers in BLUE indicate actual NCAA rank is better than "scored as" rank

USTFCCCA Non-Member

Non-Member Schools Will NOT be ranked, beginning Week 2



D denotes multiple-event rule in affect
Only those who score >0.01 pts are shown

MEN

7  **Central Missouri** ▲ 1
Mid-America Intercollegiate Athletics Association

Event	Scrd As	Athlete	Yr	Scored Mark	Date	Pl. Pts.	Bonus	TOTAL
Scored bests come from CURRENT season								
▶ H60m	17	Ralph WATSON	SO	8.14	P 1/20/12	0.7	0.05	0.75
▶ H60m	20	Darius WALKER	SR	8.17	P 1/20/12	0.45	0.00	0.45
▶ HJ	10	Leander TONEY	SR	2.10m	6-10% P 1/20/12	5	0.40	5.40
▶ SP	14	Zak THOMPSON	JR	16.80m	55-1½ P 1/20/12	1	0.14	1.14
Scored bests come from PRE-SEASON DATA								
▶ Mile	18	Laban SIALO	JR	4:13.84	2/25/11	0.6	0.15	0.75
▶ 5000m	3	Laban SIALO	JR	14:12.58	2/10/11	16	2.62	18.62
▶ 5000m	7	Dalton MOBERLY	SR	14:25.25	2/10/11	8	1.20	9.20
▶ 4x400	10			3:16.54	2/10/11	1	0.51	1.51
▶ HJ	21	Devin CLAYPOOL	SO	2.05m	6-8% 2/18/11	0.4	0.00	0.40
▶ HEPT	1	Brent VOGEL	SR	5,385	3/12/11	20	5.75	25.75
▶ HEPT	3	Shawn BOSS	SR	5,076	3/12/11	16	2.05	18.05
▶ HEPT	11	Darius WALKER	SR	4,850	2/25/11	4	0.28	4.28
Team Total								86.30

9  **UMass Lowell** ▲ 1
Northeast-10 Conference

Event	Scrd As	Athlete	Yr	Scored Mark	Date	Pl. Pts.	Bonus	TOTAL
Scored bests come from CURRENT season								
▶ 400m	14	Ryad BENCHEIKH	FR	48.65	P 1/8/12	1	0.33	1.33
▶ 400m	17	Craig BENNETT	JR	48.70	P 1/19/12	0.7	0.29	0.99
▶ Mile	14	Jeff VEIGA	JR	4:12.56	P 1/19/12	1	0.39	1.39
Scored bests come from PRE-SEASON DATA								
▶ 200m	3	Evan WHITE	JR	21.39	2/25/11	16	2.32	18.32
▶ 400m	9	Evan WHITE	JR	48.19	2/11/11	6	0.95	6.95
▶ 400m	11	Jeffrey WUNDT	SR	48.59	2/25/11	4	0.41	4.41
▶ 800m	10	David BROWN	SO	1:53.07	2/25/11	5	0.65	5.65
▶ Mile	4	Angus MACDONALD	SR	4:07.92	1/30/10	14	1.69	15.69
▶ Mile	21	Daniel WANG	SR	4:14.88	1/28/11	0.4	0.03	0.43
▶ Mile	25	Eric MCDONALD	JR	4:15.33	1/28/11	0.2	0.00	0.20
▶ 4x400	5			3:13.38	1/28/11	8	1.99	9.99
▶ DMR	7			9:57.68	2/11/11	4	1.32	5.32
▶ HEPT	23	Keith LEWIS	SO	4,742	2/25/11	0.3	0.00	0.30
Team Total								70.96

8  **UF Findlay** ▼ 1
Great Lakes Intercollegiate Athletic Conference

Event	Scrd As	Athlete	Yr	Scored Mark	Date	Pl. Pts.	Bonus	TOTAL
Scored bests come from CURRENT season								
▶ 400m	18	John GUAGENTI	SR	48.71	P 12/2/11	0.6	0.29	0.89
▶ SP	17	Taylor MILLER	SO	16.60m	54-5½ P 12/9/11	0.7	0.00	0.70
Scored bests come from PRE-SEASON DATA								
▶ 400m	29	Curtis SMITHEY	SR	49.02	2/11/11	0.05	0.08	0.13
▶ 4x400	6			3:14.13	3/12/11	6	1.54	7.54
▶ HJ	5	Cory VALES	SR	2.17m	7-1% 2/19/11	12	2.22	14.22
▶ PV	1	Shane SHOCKEY	JR	5.26m	17-3 2/19/11	20	4.53	24.53
▶ SP	3	Derrick VICARS	SR	18.29m	60-¼ 1/28/11	16	2.49	18.49
▶ SP	16	Darren BASS	JR	16.68m	54-8% 2/25/11	0.8	0.04	0.84
▶ WT	4	Derrick VICARS	SR	20.82m	68-3% 2/25/11	14	2.49	16.49
▶ HEPT	29	Jacob BOETTNER	SO	4,624	2/4/11	0.05	0.00	0.05
Team Total								83.88

"Scrd As", short for "Scored As", Standing used for place points portion of performance's score combining preseason data (when applied) to current season data

Numbers in BLACK are both the performance's actual NCAA rank AND "scored as" rank Numbers in RED indicate actual NCAA rank does not exist or is worse than "scored as" rank Numbers in BLUE indicate actual NCAA rank is better than "scored as" rank

USTFCCCA Non-Member

Non-Member Schools Will NOT be ranked, beginning Week 2



D denotes multiple-event rule in affect
Only those who score >0.01 pts are shown

MEN

10



Southern Connecticut ▼ 1

Northeast-10 Conference

Event	Scrd As	Athlete	Yr	Scored Mark	Date	Pl. Pts.	Bonus	TOTAL
Scored bests come from CURRENT season								
▶ 800m	14	Brian ROBBINS	SR	1:53.78	P 1/20/12	1	0.31	1.31
▶ PV	29	Justin ESCARAVAGE	JR	4.65m 15-3	12/3/11	0.05	0.00	0.05
▶ PV	29	Nelson LASKOSKI	SO	4.65m 15-3	1/20/12	0.05	0.00	0.05
▶ LJ	15	Akeem ELLIOTT	SR	7.19m 23-7½	P 1/7/12	0.9	0.17	1.07
▶ SP	25	Enis BUKALO	SO	16.06m 52-8¾	P 1/7/12	0.2	0.00	0.20
▶ HEPT	10	Connor COLEMAN	SO	4,865	P 12/9/11	5	0.35	5.35
▶ HEPT	22	Justin ESCARAVAGE	JR	4,743	P 12/9/11	0.35	0.00	0.35
Scored bests come from PRE-SEASON DATA								
▶ 400m	13	Logan SHARPE	JR	48.62	2/25/11	2	0.37	2.37
▶ 400m	31	Stenson JEAN-BAPTISTE	SR	49.06	2/25/11		0.05	0.05
▶ 800m	1	Selasi LUMAX	SR	1:49.97	2/25/11	20	2.81	22.81
▶ 800m	4	Josh PERRY	JR	1:51.47	2/25/11	14	1.68	15.68
▶ 4x400	8			3:15.22	2/11/11	3	1.03	4.03
▶ DMR	3			9:53.91	2/11/11	14	2.23	16.23
▶ LJ	21	Russell FALLO	SR	7.12m 23-4½	2/9/11	0.4	0.00	0.40
▶ WT	21	Nicholas FEDOR	SR	17.40m 57-1	2/17/11	0.4	0.00	0.40
▶ WT	22	Arthur GUERRA	SO	17.27m 56-8	2/17/11	0.35	0.00	0.35

Team Total 70.70

11



Indianapolis ▲ 6

Great Lakes Valley Conference

Event	Scrd As	Athlete	Yr	Scored Mark	Date	Pl. Pts.	Bonus	TOTAL
Scored bests come from CURRENT season								
▶ LJ	14	Joshua BASS	FR	7.21m 23-8	P 12/3/11	1	0.24	1.24
▶ SP	6	Matt ROYER	SR	17.61m 57-9½	P 1/21/12	10	1.20	11.20
▶ SP	13	Ryan SMITH	JR	16.86m 55-3¾	P 12/3/11	2	0.20	2.20
▶ WT	2	Matt ROYER	SR	20.98m 68-10	A 1/21/12	18	2.72	20.72
▶ WT	10	Ryan SMITH	JR	18.50m 60-8¾	P 12/3/11	5	0.39	5.39
Scored bests come from PRE-SEASON DATA								
▶ 200m	13	Robert GARDNER	JR	21.98	2/25/11	2	0.41	2.41
▶ 400m	8	Robert GARDNER	JR	48.16	2/25/11	7	0.99	7.99
▶ 400m	23	Jerel FLOURNOY	SR	48.85	2/25/11	0.3	0.19	0.49
▶ 4x400	3			3:12.59	3/12/11	14	2.46	16.46
▶ HJ	29	Braden MILLER	JR	2.04m 6-8¼	2/12/11	0.05	0.00	0.05
▶ LJ	16	Jerel FLOURNOY	SR	7.18m 23-6¾	2/25/11	0.8	0.14	0.94
▶ LJ	25	Randall HUDI	SR	7.11m 23-4	2/25/11	0.2	0.00	0.20
▶ SP	26	Shane WYANT	JR	16.02m 52-6¾	12/11/10	0.15	0.00	0.15
▶ WT	18	Marcus MONTGOMERY	JR	17.70m 58-1	2/12/11	0.6	0.00	0.60

Team Total 70.05

12



American International ▲ 1

Northeast-10 Conference

Event	Scrd As	Athlete	Yr	Scored Mark	Date	Pl. Pts.	Bonus	TOTAL
Scored bests come from CURRENT season								
▶ Mile	23	Glarius ROP	JR	4:15.05	1/14/12	0.3	0.01	0.31
▶ LJ	8	Maurice CALEDA	FR	7.30m 23-11½	P 12/10/11	7	0.78	7.78
▶ TJ	23	Maurice CALEDA	FR	14.39m 47-2½	P 12/3/11	0.3	0.00	0.30
Scored bests come from PRE-SEASON DATA								
▶ 200m	7	Dominic SMITH	SR	21.67	2/25/11	8	1.25	9.25
▶ 400m	1	Dominic SMITH	SR	47.21	3/12/11	20	2.86	22.86
▶ 5000m	1	Glarius ROP	JR	14:08.86	2/4/11	20	3.09	23.09
▶ DMR	15			10:02.48	2/11/11	0.5	0.38	0.88

Team Total 64.47

"Scrd As", short for "Scored As", Standing used for place points portion of performance's score combining preseason data (when applied) to current season data

Numbers in BLACK are both the performance's actual NCAA rank AND "scored as" rank Numbers in RED indicate actual NCAA rank does not exist or is worse than "scored as" rank Numbers in BLUE indicate actual NCAA rank is better than "scored as" rank

USTFCCCA Non-Member

Non-Member Schools Will NOT be ranked, beginning Week 2



D denotes multiple-event rule in affect
Only those who score >0.01 pts are shown

MEN

13

Lake Erie

Great Lakes Intercollegiate Athletic Conference

▼ **2**

Event	Scrd As	Athlete	Yr	Scored Mark	Date	Pl. Pts.	Bonus	TOTAL
Scored bests come from CURRENT season								
▶ TJ	23	Joseph POSTWAITE	FR	14.39m 47-2½	1/21/12	0.3	0.00	0.30
Scored bests come from PRE-SEASON DATA								
▶ 60m	37	Chris BURROWS	JR	6.92	2/25/11		0.04	0.04
▶ 200m	2	Chris BURROWS	JR	21.37	3/12/11	18	2.40	20.40
▶ 400m	7	Chris BURROWS	JR	48.04	3/12/11	8	1.16	9.16
▶ 4x400	13			3:17.44	2/19/11	0.7	0.21	0.91
▶ HJ	1	Edward DUDLEY	SO	2.19m 7-2¼	2/16/11	20	2.97	22.97
▶ PV	12	Eric KLUCAR	JR	4.88m 16-0	1/28/11	3	0.48	3.48
▶ HEPT	9	Isaac SNYDER	JR	4,943	3/12/11	6	0.78	6.78
Team Total								64.03

14

Shippensburg

Pennsylvania State Athletic Conference

▲ **1**

Event	Scrd As	Athlete	Yr	Scored Mark	Date	Pl. Pts.	Bonus	TOTAL
Scored bests come from CURRENT season								
▶ Mile	16	Stephen SCHELANDER	SR	4:13.23	1/21/12	0.8	0.23	1.03
▶ TJ	11	Steve WAITHE	FR	14.64m 48-½	1/21/12	4	0.40	4.40
Scored bests come from PRE-SEASON DATA								
▶ 60m	24	Herman KIRKLAND	SO	6.89	12/4/10	0.25	0.18	0.43
▶ Mile	13	Matt GILLETTE	JR	4:12.04	2/25/11	2	0.51	2.51
▶ Mile	15	Bryan BEEGLE	SR	4:12.89	2/25/11	0.9	0.31	1.21
▶ 5000m	6	Bryan BEEGLE	SR	14:25.17	2/4/11	10	1.21	11.21
▶ 5000m	28	Matt GILLETTE	JR	14:53.11	2/4/11	0.07	0.00	0.07
▶ DMR	8			9:57.76	1/28/11	3	1.30	4.30
▶ LJ	1	Herman KIRKLAND	SO	7.70m 25-3¼	2/25/11	20	4.39	24.39
▶ LJ	6	Cody DEBOER	JR	7.32m 24-¼	2/25/11	10	0.91	10.91
Team Total								60.46

15

Johnson C. Smith

Central Intercollegiate Athletic Association

▼ **1**

Event	Scrd As	Athlete	Yr	Scored Mark	Date	Pl. Pts.	Bonus	TOTAL
Scored bests come from CURRENT season								
▶ SP	24	Randale WATSON	SO	16.07m 52-8¾	1/21/12	0.25	0.00	0.25
Scored bests come from PRE-SEASON DATA								
▶ 60m	24	Gabriel FRANKLIN	SO	6.89	2/12/11	0.25	0.18	0.43
▶ 400m	5	Akino MING	SO	47.88	1/28/11	12	1.46	13.46
▶ H60m	2	Andre COLLINS	JR	7.84	3/12/11	18	2.77	20.77
▶ 4x400	1			3:10.77	3/12/11	20	3.58	23.58
▶ TJ	14	Horane HOLGATE	SO	14.58m 47-10	1/22/11	1	0.29	1.29
Team Total								59.77

16

Chadron State

Rocky Mountain Athletic Conference

▼ **3**

Event	Scrd As	Athlete	Yr	Scored Mark	Date	Pl. Pts.	Bonus	TOTAL
Scored bests come from CURRENT season								
▶ 60m	5	Alex GRAHAM	SO	6.77	12/9/11	12	1.30	13.30
▶ 60m	37	Dean FRANCIS	SO	6.92	1/22/12		0.04	0.04
▶ 200m	26	Dean FRANCIS	SO	22.18	1/22/12	0.15	0.09	0.24
▶ SP	28	Charith KAPUKOTUWA	SO	15.83m 51-11¼	1/22/12	0.07	0.00	0.07
▶ WT	25	Charith KAPUKOTUWA	SO	17.08m 56-½	12/9/11	0.2	0.00	0.20
Scored bests come from PRE-SEASON DATA								
▶ 200m	24	Phil RIVERA	JR	22.15	2/25/11	0.25	0.13	0.38
▶ H60m	4	Karl MCFARLANE	JR	7.94	3/12/11	14	1.54	15.54
▶ H60m	29	Lanar NEWMAN	SR	8.24	2/4/11	0.05	0.00	0.05
▶ LJ	9	Lanar NEWMAN	SR	7.29m 23-11	2/18/11	6	0.72	6.72
▶ TJ	22	Lanar NEWMAN	SR	14.42m 47-3¾	2/18/11	0.35	0.00	0.35
▶ SP	2	Cody HUNT	SR	18.62m 61-1¼	2/4/11	18	3.31	21.31
▶ HEPT	20	Lanar NEWMAN	SR	4,755	2/11/11	0.45	0.00	0.45
Team Total								58.65

"Scrd As", short for "Scored As", Standing used for place points portion of performance's score combining preseason data (when applied) to current season data
 Numbers in BLACK are both the performance's actual NCAA rank AND "scored as" rank Numbers in RED indicate actual NCAA rank does not exist or is worse than "scored as" rank Numbers in BLUE indicate actual NCAA rank is better than "scored as" rank
USTFCCCA Non-Member Non-Member Schools Will NOT be ranked, beginning Week 2



D denotes multiple-event rule in affect
Only those who score >0.01 pts are shown

MEN

17

Abilene Christian

Lone Star Conference

▲ 7

Event	Scrd As	Athlete	Yr	Scored Mark	Date	Pl. Pts.	Bonus	TOTAL
Scored bests come from CURRENT season								
▶ 400m	28	Jordan GEARY	JR	49.00	P 1/20/12	0.07	0.09	0.16
▶ 4x400	15	Robertson, Allyene-Forte, Jayesimi, Geary		3:18.38	1/20/12	0.5	0.03	0.53
▶ LJ	3	Lavance WILLIAMS		7.48m	24-6½ P 1/21/12	16	2.22	18.22
Scored bests come from PRE-SEASON DATA								
▶ 60m	16	Paris ROBERTSON	SR	6.87	1/21/11	0.8	0.27	1.07
▶ 800m	12	Banjo JAIYESIMI		1:53.54	2/18/11	3	0.43	3.43
▶ 800m	25	James GRANTHAM		1:54.24	3/6/09	0.2	0.16	0.36
▶ Mile	6	James GRANTHAM		4:09.32	1/29/10	10	1.18	11.18
▶ H60m	10	Dennis BAIN		8.04	2/11/11	5	0.70	5.70
▶ H60m	23	Kevin JOHNSON	SR	8.20	1/28/11	0.3	0.00	0.30
▶ SP	4	Nick JONES	SR	18.25m	59-10½ 3/12/11	14	2.39	16.39
Team Total								57.33

18

Texas A&M-Kingsville

Lone Star Conference

▼ 2

Event	Scrd As	Athlete	Yr	Scored Mark	Date	Pl. Pts.	Bonus	TOTAL
Scored bests come from CURRENT season								
▶ 60m	14	Anthony WASHINGTON	JR	6.86	P 1/20/12	1	0.35	1.35
▶ 60m	16	Tim PRICE	JR	6.87	P 1/20/12	0.8	0.27	1.07
▶ 60m	28	Jonathan WOODSON	JR	6.90	P 1/20/12	0.07	0.13	0.20
▶ WT	16	William GRIFFIN	JR	17.73m	58-2 P 1/20/12	0.8	0.00	0.80
Scored bests come from PRE-SEASON DATA								
▶ 60m	14	Jarvous BRYANT	JR	6.86	2/22/09	1	0.35	1.35
▶ 200m	4	Jonathan WOODSON	JR	21.58	3/12/11	14	1.53	15.53
▶ 200m	19	Anthony WASHINGTON	JR	22.10	2/5/11	0.5	0.20	0.70
▶ 4x400	16			3:18.45	2/11/11	0.4	0.01	0.41
▶ LJ	9	C.J. GRIGGS	SO	7.29m	23-11 2/12/10	6	0.72	6.72
▶ TJ	3	C.J. GRIGGS	SO	15.10m	49-6½ 1/29/11	16	2.38	18.38
▶ WT	9	Avery GRIFFEN	JR	18.73m	61-5½ 3/6/10	6	0.51	6.51
Team Total								53.02

19

Neb.-Kearney

Rocky Mountain Athletic Conference

▼ 1

Event	Scrd As	Athlete	Yr	Scored Mark	Date	Pl. Pts.	Bonus	TOTAL
Scored bests come from CURRENT season								
▶ 200m	26	Cornell LEFFLER	JR	22.18	P 1/13/12	0.15	0.09	0.24
▶ H60m	10	Allen OSBORN	SR	8.04	P 12/9/11	5	0.70	5.70
▶ TJ	9	Cornell LEFFLER	JR	14.82m	48-7½ P 12/9/11	6	1.00	7.00
Scored bests come from PRE-SEASON DATA								
▶ 400m	15	Alex PAUL	JR	48.66	2/26/10	0.9	0.32	1.22
▶ 800m	19	Paul PAPE	JR	1:53.97	2/10/11	0.5	0.23	0.73
▶ 800m	25	Matt SHIPP	SR	1:54.24	2/4/11	0.2	0.16	0.36
▶ 5000m	22	Al SANABRIA	JR	14:49.75	2/25/11	0.35	0.00	0.35
▶ 4x400	20			3:20.48	2/4/11	0.05	0.00	0.05
▶ LJ	28	Marty MOLINA	SR	7.08m	23-2½ 12/10/10	0.07	0.00	0.07
▶ TJ	1	Marty MOLINA	SR	15.26m	50-¾ 1/15/11	20	3.31	23.31
▶ WT	16	Kyle GLIDDEN	JR	17.73m	58-2 2/25/11	0.8	0.00	0.80
▶ HEPT	7	Bryson MAHLBERG	SR	4,980	2/25/11	8	1.07	9.07
Team Total								48.92

20

Colorado Mines

Rocky Mountain Athletic Conference

▼ 1

Event	Scrd As	Athlete	Yr	Scored Mark	Date	Pl. Pts.	Bonus	TOTAL
Scored bests come from PRE-SEASON DATA								
▶ 800m	8	Ryan HANLEY	JR	1:52.80	2/11/11	7	0.78	7.78
▶ 800m	18	Russell DRUMMOND	JR	1:53.90	2/11/11	0.6	0.25	0.85
▶ 800m	22	Peter JENKINS	SR	1:54.07	2/4/11	0.35	0.20	0.55
▶ 800m	31	Mack MCLAIN	SR	1:54.60	2/11/11		0.08	0.08
▶ Mile	3	Mack MCLAIN	SR	4:06.88	2/11/11	16	2.07	18.07
▶ Mile	9	Russell DRUMMOND	JR	4:11.32	2/11/11	6	0.68	6.68
▶ 5000m	30	Sean GILDEA	SO	14:54.43	2/11/11	0.02	0.00	0.02
▶ DMR	4			9:54.98	2/4/11	11	1.97	12.97
▶ HJ	21	Seun OGUNMODEDE	SO	2.05m	6-8¾ 2/18/11	0.4	0.00	0.40
Team Total								47.42

"Scrd As", short for "Scored As", Standing used for place points portion of performance's score combining preseason data (when applied) to current season data

Numbers in BLACK are both the performance's actual NCAA rank AND "scored as" rank Numbers in RED indicate actual NCAA rank does not exist or is worse than "scored as" rank Numbers in BLUE indicate actual NCAA rank is better than "scored as" rank

USTFCCCA Non-Member

Non-Member Schools Will NOT be ranked, beginning Week 2



D denotes multiple-event rule in affect
Only those who score >0.01 pts are shown

MEN

21

MSU Moorhead

Northern Sun Intercollegiate Conference

▼ **1**

Event	Scrd As	Athlete	Yr	Scored Mark	Date	Pl. Pts.	Bonus	TOTAL
Scored bests come from CURRENT season								
H60m	12	Laquone ROBINSON	JR	8.06	P 12/3/11	3	0.54	3.54
HJ	29	Ryan OLSON	SO	2.04m	6-8% P 1/15/12	0.05	0.00	0.05
HJ	29	Austin DENNIS	FR	2.04m	6-8% P 1/15/12	0.05	0.00	0.05
Scored bests come from PRE-SEASON DATA								
60m	6	Derek BREDY	JR	6.79	2/11/11	10	1.03	11.03
200m	11	Derek BREDY	JR	21.89	3/12/11	4	0.65	4.65
800m	16	Clayton FOSTER	JR	1:53.89	2/18/11	0.8	0.26	1.06
4x400	9			3:16.10	3/12/11	2	0.68	2.68
HJ	21	Ryan BARNES	JR	2.05m	6-8% 2/11/11	0.4	0.00	0.40
LJ	9	Derek BREDY	JR	7.29m	23-11 2/25/11	6	0.72	6.72
HEPT	6	Laquone ROBINSON	JR	5,013	3/12/11	10	1.34	11.34
HEPT	24	Luke BUCHHOLZ	SR	4,736	2/25/11	0.25	0.00	0.25
Team Total								41.77

22

Stonehill

Northeast-10 Conference

unch

Event	Scrd As	Athlete	Yr	Scored Mark	Date	Pl. Pts.	Bonus	TOTAL
Scored bests come from CURRENT season								
HJ	15	Nicholas STALEY	FR	2.08m	6-9% P 12/3/11	0.9	0.14	1.04
Scored bests come from PRE-SEASON DATA								
800m	29	Sean HANLON	JR	1:54.44	2/25/11	0.05	0.12	0.17
H60m	7	Corey THOMAS	JR	8.01	2/17/11	8	0.95	8.95
DMR	5			9:55.85	2/11/11	8	1.76	9.76
HJ	2	Corey THOMAS	JR	2.18m	7-1% 2/11/11	18	2.60	20.60
Team Total								40.52

23

Minnesota State

Northern Sun Intercollegiate Conference

▼ **2**

Event	Scrd As	Athlete	Yr	Scored Mark	Date	Pl. Pts.	Bonus	TOTAL
Scored bests come from CURRENT season								
60m	37	Nicholas NELSON	SO	6.92	P 1/14/12		0.04	0.04
5000m	20	Josiah SWANSON	FR	14:48.62	1/20/12	0.45	0.00	0.45
HJ	6	Keyvan RUDD	SO	2.16m	7-1 A 1/20/12	10	1.84	11.84
PV	11	Matt MASLOSKI	JR	4.89m	16-½ P 1/7/12	4	0.57	4.57
TJ	16	David PEARCILL	SO	14.53m	47-8 P 1/14/12	0.8	0.19	0.99
WT	24	Todd DEJONG	SR	17.15m	56-3% 1/7/12	0.25	0.00	0.25
Scored bests come from PRE-SEASON DATA								
PV	5	Dan NOVAK	SR	4.96m	16-3% 2/5/11	12	1.19	13.19
PV	27	Brett PASSINI	SO	4.66m	15-3% 2/12/11	0.1	0.00	0.10
SP	9	Christopher REED	SO	17.30m	56-9% 1/28/11	6	0.67	6.67
SP	21	Grant LUER	JR	16.20m	53-1% 2/25/11	0.4	0.00	0.40
WT	27	Christopher REED	SO	16.97m	55-8% 2/25/11	0.1	0.00	0.10
HEPT	17	Justin WOLF	SO	4,789	2/25/11	0.7	0.03	0.73
HEPT	25	Robert GUNDERSON	JR	4,708	2/25/11	0.2	0.00	0.20
Team Total								39.53

24

Emporia State

Mid-America Intercollegiate Athletics Association

▲ **6**

Event	Scrd As	Athlete	Yr	Scored Mark	Date	Pl. Pts.	Bonus	TOTAL
Scored bests come from CURRENT season								
H60m	18	Gannon MACK	JR	8.15	P 1/20/12	0.6	0.01	0.61
HJ	2	Briar PLOUDE	JR	2.18m	7-1% A 1/20/12	18	2.60	20.60
Scored bests come from PRE-SEASON DATA								
60m	21	Shjuan RICHARDSON	JR	6.88	2/18/11	0.4	0.22	0.62
H60m	4	Andrew ETHERIDGE	SO	7.94	3/12/11	14	1.54	15.54
DMR	13			10:01.33	2/18/11	0.7	0.56	1.26
Team Total								38.63

"Scrd As", short for "Scored As", Standing used for place points portion of performance's score combining preseason data (when applied) to current season data
 Numbers in BLACK are both the performance's actual NCAA rank AND "scored as" rank Numbers in RED indicate actual NCAA rank does not exist or is worse than "scored as" rank Numbers in BLUE indicate actual NCAA rank is better than "scored as" rank
USTFCCCA Non-Member Non-Member Schools Will NOT be ranked, beginning Week 2



USTFCCCA NCAA Division II National Team Rankings

2012 Indoor Track & Field, Week #1

as of 1/24/2012 11:21:54 AM

D denotes multiple-event rule in affect
Only those who score >0.01 pts are shown

MEN

25



Queens (N.C.)

Conference Carolinas

▼ 2

Event	Scrd As	Athlete	Yr	Scored Mark	Date	Pl. Pts.	Bonus	TOTAL
Scored bests come from CURRENT season								
▶ Mile	12	Anthony MALLORY	JR	4:11.86	P 12/2/11	3	0.55	3.55
▶ 5000m	13	Chris ENRIQUEZ	FR	14:32.83	P 12/2/11	2	0.58	2.58
▶ 5000m	25	Felix DUCHAMPT	SO	14:50.99	1/21/12	0.2	0.00	0.20
Scored bests come from PRE-SEASON DATA								
▶ 800m	6	Nelson MWANGI	SR	1:51.80	2/25/11	10	1.43	11.43
▶ Mile	20	Alexander SCHILLING	SR	4:14.48	2/25/11	0.45	0.07	0.52
▶ DMR	2			9:53.57	2/25/11	17	2.32	19.32
Team Total								37.61

28



Tiffin

Great Lakes Intercollegiate Athletic Conference

▼ 2

Event	Scrd As	Athlete	Yr	Scored Mark	Date	Pl. Pts.	Bonus	TOTAL
Scored bests come from CURRENT season								
▶ 60m	37	Emmanuel GREMBO	SO	6.92	P 12/9/11		0.04	0.04
▶ TJ	26	Jarrod THOMAS	JR	14.31m	46-11½ P 1/14/12	0.15	0.00	0.15
Scored bests come from PRE-SEASON DATA								
▶ 200m	15	Dominic COLVIN	JR	22.07	2/25/11	0.9	0.24	1.14
▶ 200m	26	Justin WARE	SR	22.18	1/28/11	0.15	0.09	0.24
▶ 400m	12	Dominic COLVIN	JR	48.61	2/25/11	3	0.38	3.38
▶ 400m	16	Justin WARE	SR	48.69	2/11/11	0.8	0.30	1.10
▶ 4x400	11			3:16.70	2/18/11	0.9	0.45	1.35
▶ DMR	18			10:04.33	2/11/11	0.2	0.13	0.33
▶ HJ	10	Travis LEFLORE	SR	2.10m	6-10% 2/11/11	5	0.40	5.40
▶ PV	6	Lee MILLER	SR	4.95m	16-2% 3/12/11	10	1.10	11.10
▶ SP	10	John PEMBERTON	SR	17.29m	56-8% 12/3/10	5	0.66	5.66
▶ SP	29	Ryan DANEHY	JR	15.81m	51-10% 2/25/11	0.05	0.00	0.05
Team Total								29.94

26



Lake Superior State

Great Lakes Intercollegiate Athletic Conference

▼ 1

Event	Scrd As	Athlete	Yr	Scored Mark	Date	Pl. Pts.	Bonus	TOTAL
Scored bests come from CURRENT season								
▶ H60m	29	Justin BALCZAK	FR	8.24	P 12/2/11	0.05	0.00	0.05
▶ HEPT	2	Justin BALCZAK	FR	5,163	A 12/9/11	18	3.09	21.09
Scored bests come from PRE-SEASON DATA								
▶ TJ	4	Jason BRENTON		15.01m	49-3 #####	14	1.86	15.86
Team Total								37.00

29



Augustana (S.D.)

Northern Sun Intercollegiate Conference

▼ 1

Event	Scrd As	Athlete	Yr	Scored Mark	Date	Pl. Pts.	Bonus	TOTAL
Scored bests come from CURRENT season								
▶ HEPT	18	Henrik HOLMBERG	FR	4,784	P 12/2/11	0.6	0.01	0.61
Scored bests come from PRE-SEASON DATA								
▶ 800m	2	Aduo OMOT	JR	1:50.11	2/10/11	18	2.70	20.70
▶ Mile	11	Travis BENIAK	SR	4:11.65	2/10/11	4	0.60	4.60
▶ Mile	26	Tom KARBO	SR	4:15.36	2/25/11	0.15	0.00	0.15
▶ 5000m	26	Paul YAK	SO	14:51.49	2/25/11	0.15	0.00	0.15
▶ DMR	9			9:58.95	2/10/11	2	1.02	3.02
▶ SP	20	Aaron JUNG	SR	16.33m	53-7 2/25/11	0.45	0.00	0.45
Team Total								29.69

27



Bowie State

Central Intercollegiate Athletic Association

unch

Event	Scrd As	Athlete	Yr	Scored Mark	Date	Pl. Pts.	Bonus	TOTAL
Scored bests come from CURRENT season								
▶ H60m	12	Alonzo WILLIAMS	JR	8.06	P 1/21/12	3	0.54	3.54
▶ HJ	29	Johnathan HARPER	SO	2.04m	6-8% P 1/21/12	0.05	0.00	0.05
Scored bests come from PRE-SEASON DATA								
▶ LJ	4	William BAILEY	JR	7.40m	24-3% 2/12/11	14	1.45	15.45
▶ LJ	21	Artavius WILLIAMS	SR	7.12m	23-4% 2/12/11	0.4	0.00	0.40
▶ TJ	6	Artavius WILLIAMS	SR	14.88m	48-10 2/12/11	10	1.24	11.24
Team Total								30.67

"Scrd As", short for "Scored As", Standing used for place points portion of performance's score combining preseason data (when applied) to current season data

Numbers in BLACK are both the performance's actual NCAA rank AND "scored as" rank Numbers in RED indicate actual NCAA rank does not exist or is worse than "scored as" rank Numbers in BLUE indicate actual NCAA rank is better than "scored as" rank

USTFCCCA Non-Member

Non-Member Schools Will NOT be ranked, beginning Week 2



D denotes multiple-event rule in affect Only those who score >0.01 pts are shown

MEN

30 **Pittsburg State** ▼ 1
Mid-America Intercollegiate Athletics Association

Event	Scrd As	Athlete	Yr	Scored Mark	Date	Pl. Pts.	Bonus	TOTAL
Scored bests come from CURRENT season								
▶ SP	27	Cody HOLLAND	SO	15.96m 52-4½	P 1/20/12	0.1	0.00	0.10
Scored bests come from PRE-SEASON DATA								
▶ 60m	28	Kendall DAVIS	JR	6.90	2/25/11	0.07	0.13	0.20
▶ Mile	29	Brennan HAMPTON	SO	4:16.03	2/18/11	0.05	0.00	0.05
▶ PV	16	Colbie SNYDER	JR	4.80m 15-9	2/4/11	0.8	0.00	0.80
▶ LJ	12	Keenan SOLES	SO	7.28m 23-10½	2/25/11	3	0.65	3.65
▶ LJ	29	Steven MANN	SO	7.07m 23-2½	2/25/11	0.05	0.00	0.05
▶ TJ	10	Keenan SOLES	SO	14.74m 48-4½	2/25/11	5	0.69	5.69
▶ HEPT	4	Joe STEPHENS	JR	5,068	3/12/11	14	1.95	15.95
Team Total								26.50

31 **Western State** unch
Rocky Mountain Athletic Conference

Event	Scrd As	Athlete	Yr	Scored Mark	Date	Pl. Pts.	Bonus	TOTAL
Scored bests come from CURRENT season								
▶ Mile	27	Gabe PROCTOR	JR	4:15.72	1/22/12	0.1	0.00	0.10
▶ HJ	7	Oliver HARSANYI	JR	2.15m 7-½	A 12/9/11	8	1.56	9.56
▶ HJ	21	Jon SPRUILL	SR	2.05m 6-8½	P 12/9/11	0.4	0.00	0.40
▶ TJ	7	Akil GIPSON	SR	14.87m 48-9½	P 1/22/12	8	1.20	9.20
Scored bests come from PRE-SEASON DATA								
▶ Mile	19	Ryan HAEBE	SO	4:13.93	2/4/11	0.5	0.14	0.64
▶ 5000m	18	Trevor BLACKMAN	JR	14:44.96	2/11/11	0.6	0.03	0.63
▶ 5000m	24	Michael SCHMIDT	SO	14:50.41	2/4/11	0.25	0.00	0.25
▶ DMR	16			10:02.60	2/11/11	0.4	0.36	0.76
▶ SP	22	Ryan WALSTROM	SR	16.19m 53-1½	1/23/10	0.35	0.00	0.35
▶ WT	12	Ryan WALSTROM	SR	18.20m 59-8½	2/19/10	3	0.24	3.24
Team Total								25.13

32 **Clafin** unch
Southern Intercollegiate Athletic Conference

Event	Scrd As	Athlete	Yr	Scored Mark	Date	Pl. Pts.	Bonus	TOTAL
Scored bests come from PRE-SEASON DATA								
▶ H60m	16	Larry BRUNSON	JR	8.10	2/19/11	0.8	0.21	1.01
▶ TJ	1	LaQuan PRIEST	SR	15.26m 50-¾	2/4/11	20	3.31	23.31
Team Total								24.32

33 **Bellarmino** ▲ 3
Great Lakes Valley Conference

Event	Scrd As	Athlete	Yr	Scored Mark	Date	Pl. Pts.	Bonus	TOTAL
Scored bests come from CURRENT season								
▶ H60m	19	Seth SIGLER	JR	8.16	P 1/21/12	0.5	0.00	0.50
▶ PV	2	Bryan GENNETT	SR	5.17m 16-11½	A 1/13/12	18	3.35	21.35
▶ HEPT	13	Ben KOLB	SO	4,832	P 1/20/12	2	0.21	2.21
Team Total								24.06

34 **Slippery Rock** unch
Pennsylvania State Athletic Conference

Event	Scrd As	Athlete	Yr	Scored Mark	Date	Pl. Pts.	Bonus	TOTAL
Scored bests come from PRE-SEASON DATA								
▶ 800m	13	Kevin JEWEL	JR	1:53.70	2/11/11	2	0.35	2.35
▶ PV	3	Cameron DAUGHERTY	SR	5.15m 16-10¾	3/12/11	16	3.09	19.09
Team Total								21.44

35 **Northwest Missouri** ▲ 2
Mid-America Intercollegiate Athletics Association

Event	Scrd As	Athlete	Yr	Scored Mark	Date	Pl. Pts.	Bonus	TOTAL
Scored bests come from CURRENT season								
▶ PV	14	Will HAER	JR	4.85m 15-11	P 1/20/12	1	0.22	1.22
▶ HEPT	14	Seth STAASHELM	JR	4,829	P 12/9/11	1	0.20	1.20
Scored bests come from PRE-SEASON DATA								
▶ 200m	12	Tyler SHAW	SR	21.92	2/25/11	3	0.57	3.57
▶ H60m	6	Tyler SHAW	SR	7.97	3/12/11	10	1.29	11.29
▶ TJ	25	Porter GROVES	JR	14.35m 47-1	2/25/11	0.2	0.00	0.20
▶ HEPT	12	Zane MYERS	SR	4,838	2/25/11	3	0.23	3.23
Team Total								20.71

36 **Seton Hill** ▲ 2
West Virginia Intercollegiate Athletic Conference

Event	Scrd As	Athlete	Yr	Scored Mark	Date	Pl. Pts.	Bonus	TOTAL
Scored bests come from CURRENT season								
▶ 800m	3	Josh WILKS	SR	1:51.34	A 12/1/11	16	1.77	17.77
▶ HJ	21	Tyler MCINTOSH	SO	2.05m 6-8¾	P 1/14/12	0.4	0.00	0.40
Team Total								18.17

"Scrd As", short for "Scored As", Standing used for place points portion of performance's score combining preseason data (when applied) to current season data
 Numbers in BLACK are both the performance's actual NCAA rank AND "scored as" rank Numbers in RED indicate actual NCAA rank does not exist or is worse than "scored as" rank Numbers in BLUE indicate actual NCAA rank is better than "scored as" rank
 USTFCCCA Non-Member Non-Member Schools Will NOT be ranked, beginning Week 2



D denotes multiple-event rule in affect
Only those who score >0.01 pts are shown

MEN

37  **Missouri Southern** ▼ **2**
Mid-America Intercollegiate Athletics Association

Event	Scrd As	Athlete	Yr	Scored Mark	Date	Pl. Pts.	Bonus	TOTAL
Scored bests come from CURRENT season								
▶ 200m	31	Jeffrey FRALEY	FR	22.22	1/20/12		0.04	0.04
▶ PV	22	John LOWE	JR	4.75m 15-7	P 1/6/12	0.35	0.00	0.35
▶ PV	29	Scott BERTELLI	FR	4.65m 15-3	1/20/12	0.05	0.00	0.05
▶ TJ	18	Darion BOURE	FR	14.51m 47-7½	P 12/3/11	0.6	0.15	0.75
▶ SP	19	Dustin GREEN	JR	16.48m 54-1	P 1/20/12	0.5	0.00	0.50
Scored bests come from PRE-SEASON DATA								
▶ HJ	9	Clark TANKSLEY	SO	2.11m 6-11	2/18/11	6	0.54	6.54
▶ PV	8	Michael JUERGENS	JR	4.90m 16-¾	2/25/11	7	0.66	7.66
▶ PV	24	Raymond WOLDTVEDT	SO	4.70m 15-5	2/18/11	0.25	0.00	0.25
▶ LJ	20	Clark TANKSLEY	SO	7.14m 23-5¼	2/4/11	0.45	0.01	0.46
▶ SP	18	Seth HACKNEY	JR	16.49m 54-1¼	2/13/10	0.6	0.00	0.60
▶ HEPT	28	Michael JUERGENS	JR	4,626	2/25/11	0.07	0.00	0.07
Team Total								17.27

38  **Lock Haven** ▲ **4**
Pennsylvania State Athletic Conference

Event	Scrd As	Athlete	Yr	Scored Mark	Date	Pl. Pts.	Bonus	TOTAL
Scored bests come from CURRENT season								
▶ 4x400	19	Jones, Stults, Harper, Roberts		3:20.19	1/14/12	0.1	0.00	0.10
▶ WT	11	Mark MANNO	JR	18.47m 60-7¼	P 1/21/12	4	0.37	4.37
Scored bests come from PRE-SEASON DATA								
▶ 60m	28	Chris CHURCH	SR	6.90	2/25/11	0.07	0.13	0.20
▶ 400m	31	Chris JONES	SR	49.06	2/25/11		0.05	0.05
▶ 5000m	15	Alex MONROE	SO	14:37.82	2/25/11	0.9	0.31	1.21
▶ HJ	15	Chris AMMANN	JR	2.08m 6-9¾	12/10/10	0.9	0.14	1.04
▶ SP	30	Tyler THOMAS	SR	15.75m 51-8¼	1/8/11	0.02	0.00	0.02
▶ WT	14	Tyler THOMAS	SR	17.92m 58-9¾	2/11/11	1	0.09	1.09
▶ HEPT	8	Chris AMMANN	JR	4,965	3/12/11	7	0.95	7.95
Team Total								16.05

39  **Wayne State (Neb.)** ▲ **1**
Northern Sun Intercollegiate Conference

Event	Scrd As	Athlete	Yr	Scored Mark	Date	Pl. Pts.	Bonus	TOTAL
Scored bests come from CURRENT season								
▶ WT	6	Ross BUNCHEK	SR	20.03m 65-8¾	P 12/2/11	10	1.63	11.63
Scored bests come from PRE-SEASON DATA								
▶ TJ	13	Alex TIMPERLEY	SR	14.59m 47-10¾	2/25/11	2	0.31	2.31
Team Total								13.93

40  **Saginaw Valley State** ▲ **1**
Great Lakes Intercollegiate Athletic Conference

Event	Scrd As	Athlete	Yr	Scored Mark	Date	Pl. Pts.	Bonus	TOTAL
Scored bests come from CURRENT season								
▶ HJ	29	Frank SANDERS	SO	2.04m 6-8¼	P 1/13/12	0.05	0.00	0.05
Scored bests come from PRE-SEASON DATA								
▶ H60m	23	David RAY	JR	8.20	2/4/11	0.3	0.00	0.30
▶ HEPT	5	Tyler GROB	JR	5,031	2/25/11	12	1.51	13.51
Team Total								13.86

41  **Western Oregon** ▼ **2**
Great Northwest Athletic Conference

Event	Scrd As	Athlete	Yr	Scored Mark	Date	Pl. Pts.	Bonus	TOTAL
Scored bests come from CURRENT season								
▶ TJ	30	Matson HARDIE	JR	14.29m 46-10¾	1/14/12	0.02	0.00	0.02
Scored bests come from PRE-SEASON DATA								
▶ 800m	28	Kyle LARSON	SR	1:54.43	2/13/11	0.07	0.12	0.19
▶ Mile	10	Kyle LARSON	SR	4:11.37	2/26/11	5	0.67	5.67
▶ DMR	6			9:57.46	2/11/11	6	1.38	7.38
▶ LJ	21	Kyle LANE	SO	7.12m 23-4¾	2/18/11	0.4	0.00	0.40
Team Total								13.66

42  **Bentley** ▲ **1**
Northeast-10 Conference

Event	Scrd As	Athlete	Yr	Scored Mark	Date	Pl. Pts.	Bonus	TOTAL
Scored bests come from PRE-SEASON DATA								
▶ Mile	5	Curtis TRUEB	JR	4:08.92	2/4/11	12	1.32	13.32
Team Total								13.32

"Scrd As", short for "Scored As", Standing used for place points portion of performance's score combining preseason data (when applied) to current season data

Numbers in BLACK are both the performance's actual NCAA rank AND "scored as" rank Numbers in RED indicate actual NCAA rank does not exist or is worse than "scored as" rank Numbers in BLUE indicate actual NCAA rank is better than "scored as" rank

USTFCCCA Non-Member

Non-Member Schools Will NOT be ranked, beginning Week 2



D denotes multiple-event rule in affect
Only those who score >0.01 pts are shown

MEN

43 **Concord** ▲ 1
West Virginia Intercollegiate Athletic Conference

Event	Scrd As	Athlete	Yr	Scored Mark	Date	Pl. Pts.	Bonus	TOTAL
Scored bests come from PRE-SEASON DATA								
▶ 60m	6	RJ ANDERSON	SR	6.79	1/21/11	10	1.03	11.03
▶ 200m	15	RJ ANDERSON	SR	22.07	2/18/11	0.9	0.24	1.14
Team Total								12.17

44 **Hillsdale** ▲ 3
Great Lakes Intercollegiate Athletic Conference

Event	Scrd As	Athlete	Yr	Scored Mark	Date	Pl. Pts.	Bonus	TOTAL
Scored bests come from CURRENT season								
▶ 60m	37	Maurice JONES	SO	6.92	P 12/2/11		0.04	0.04
▶ SP	7	Nathan ENGLISH	JR	17.45m 57-3	P 12/2/11	8	0.93	8.93
Scored bests come from PRE-SEASON DATA								
▶ 400m	25	Maurice JONES	SO	48.91	2/25/11	0.2	0.15	0.35
▶ Mile	30	Jeff WYSONG	SR	4:16.17	2/25/11	0.02	0.00	0.02
▶ WT	23	John BANOVTZ	SO	17.21m 56-5½	12/3/10	0.3	0.00	0.30
Team Total								9.64

45 **Winston-Salem State** ▲ 3
Central Intercollegiate Athletic Association

Event	Scrd As	Athlete	Yr	Scored Mark	Date	Pl. Pts.	Bonus	TOTAL
Scored bests come from PRE-SEASON DATA								
▶ 800m	7	Andrew CHEBIL	JR	1:52.26	2/18/11	8	1.10	9.10
▶ 800m	32	Desmond WIGGAN	JR	1:54.75	2/25/11		0.04	0.04
Team Total								9.14

46 **Bemidji State** ▼ 1
Northern Sun Intercollegiate Conference

Event	Scrd As	Athlete	Yr	Scored Mark	Date	Pl. Pts.	Bonus	TOTAL
Scored bests come from PRE-SEASON DATA								
▶ PV	8	Raphael GELO	JR	4.90m 16-¾	2/25/11	7	0.66	7.66
▶ HEPT	19	Tandy JUPELL	JR	4,774	2/25/11	0.5	0.00	0.50
Team Total								8.16

47 **West Texas A&M** ▲ 36
Lone Star Conference

Event	Scrd As	Athlete	Yr	Scored Mark	Date	Pl. Pts.	Bonus	TOTAL
Scored bests come from CURRENT season								
▶ PV	8	Tanner DENNIS	JR	4.90m 16-¾	P 1/20/12	7	0.66	7.66
Scored bests come from PRE-SEASON DATA								
▶ SP	23	Dane HAMRICK	SR	16.08m 52-9¾	2/5/11	0.3	0.00	0.30
Team Total								7.96

48 **Southern Indiana** ▲ 1
Great Lakes Valley Conference

Event	Scrd As	Athlete	Yr	Scored Mark	Date	Pl. Pts.	Bonus	TOTAL
Scored bests come from PRE-SEASON DATA								
▶ 5000m	9	Dustin EMERICK	SR	14:26.81	2/11/11	6	1.07	7.07
▶ 5000m	21	Brendan DEVINE	JR	14:49.67	2/11/11	0.4	0.00	0.40
Team Total								7.47

49 **Academy of Art** ▲ 1
Pacific West Conference

Event	Scrd As	Athlete	Yr	Scored Mark	Date	Pl. Pts.	Bonus	TOTAL
Scored bests come from CURRENT season								
▶ 60m	10	Jaylon HICKS	FR	6.82	P 12/2/11	5	0.71	5.71
▶ 200m	19	Person CRICHLOW	SR	22.10	P 12/2/11	0.5	0.20	0.70
▶ TJ	19	Reneilwe APHANE	SO	14.49m 47-6¾	P 12/2/11	0.5	0.11	0.61
Team Total								7.02

50 **Alabama-Huntsville** ▼ 4
Gulf South Conference

Event	Scrd As	Athlete	Yr	Scored Mark	Date	Pl. Pts.	Bonus	TOTAL
Scored bests come from PRE-SEASON DATA								
▶ 60m	12	Dezmen CAGE	SO	6.85	2/26/11	3	0.44	3.44
▶ PV	12	Luke BECK	JR	4.88m 16-0	2/26/11	3	0.48	3.48
Team Total								6.92

"Scrd As", short for "Scored As", Standing used for place points portion of performance's score combining preseason data (when applied) to current season data
 Numbers in BLACK are both the performance's actual NCAA rank AND "scored as" rank Numbers in RED indicate actual NCAA rank does not exist or is worse than "scored as" rank Numbers in BLUE indicate actual NCAA rank is better than "scored as" rank
USTFCCCA Non-Member Non-Member Schools Will NOT be ranked, beginning Week 2



USTFCCCA NCAA Division II National Team Rankings

2012 Indoor Track & Field, Week #1

as of 1/24/2012 11:21:57 AM

D denotes multiple-event rule in affect
Only those who score >0.01 pts are shown

MEN

51 **Lewis** ▲ 1
Great Lakes Valley Conference

Event	Scrd As	Athlete	Yr	Scored Mark	Date	Pl. Pts.	Bonus	TOTAL
Scored bests come from CURRENT season								
▶ 5000m	10	Scott TANIS	JR	14:28.03	P 12/2/11	5	0.97	5.97
▶ HEPT	27	Phil HODUR	JR	4,635	P 12/9/11	0.1	0.00	0.10
Team Total								6.07

52 **Drury** ▼ 1
Great Lakes Valley Conference

Event	Scrd As	Athlete	Yr	Scored Mark	Date	Pl. Pts.	Bonus	TOTAL
Scored bests come from PRE-SEASON DATA								
▶ HJ	10	Tory GROOVER	JR	2.10m	6-10% 2/18/11	5	0.40	5.40
Team Total								5.40

53 **New Haven** unch
Northeast-10 Conference

Event	Scrd As	Athlete	Yr	Scored Mark	Date	Pl. Pts.	Bonus	TOTAL
Scored bests come from CURRENT season								
▶ HJ	13	Matthew JEUNE	SO	2.09m	6-10% P 12/3/11	2	0.27	2.27
▶ LJ	16	David THOMAS	JR	7.18m	23-6% P 1/14/12	0.8	0.14	0.94
Scored bests come from PRE-SEASON DATA								
▶ 60m	37	David THOMAS	JR	6.92	1/7/11		0.04	0.04
▶ 200m	18	David THOMAS	JR	22.09	1/28/11	0.6	0.21	0.81
▶ 200m	21	Kevin DOWNING	SR	22.11	2/25/11	0.4	0.19	0.59
Team Total								4.65

54 **Saint Joseph's (Ind.)** ▲ 2
Great Lakes Valley Conference

Event	Scrd As	Athlete	Yr	Scored Mark	Date	Pl. Pts.	Bonus	TOTAL
Scored bests come from PRE-SEASON DATA								
▶ SP	11	Kaleb THOMPSON	SR	17.19m	56-4% 2/25/11	4	0.49	4.49
Team Total								4.49

55 **UW-Parkside** ▲ 2
Great Lakes Valley Conference

Event	Scrd As	Athlete	Yr	Scored Mark	Date	Pl. Pts.	Bonus	TOTAL
Scored bests come from CURRENT season								
▶ 5000m	12	Ben ORVOLD	SR	14:31.93	P 12/2/11	3	0.65	3.65
Team Total								3.65

56 **Indiana (Pa.)** ▼ 1
Pennsylvania State Athletic Conference

Event	Scrd As	Athlete	Yr	Scored Mark	Date	Pl. Pts.	Bonus	TOTAL
Scored bests come from PRE-SEASON DATA								
▶ TJ	12	Brandon FORD	JR	14.60m	47-11 2/25/11	3	0.33	3.33
▶ HEPT	26	Yoann GODET	JR	4,662	2/25/11	0.15	0.00	0.15
Team Total								3.48

57 **East Stroudsburg** ▼ 3
Pennsylvania State Athletic Conference

Event	Scrd As	Athlete	Yr	Scored Mark	Date	Pl. Pts.	Bonus	TOTAL
Scored bests come from CURRENT season								
▶ HJ	21	Kyle SODEN	JR	2.05m	6-8% P 12/9/11	0.4	0.00	0.40
Scored bests come from PRE-SEASON DATA								
▶ 200m	29	Ian MELHORN	SR	22.20	1/22/11	0.05	0.07	0.12
▶ 800m	15	Mike SAPARITO	JR	1:53.79	2/25/11	0.9	0.31	1.21
▶ H60m	26	Corey YOUNG	JR	8.23	2/25/11	0.15	0.00	0.15
▶ 4x400	17			3:19.99	2/25/11	0.3	0.00	0.30
▶ HEPT	16	Dan JOHNSON	SR	4,797	2/25/11	0.8	0.07	0.87
Team Total								3.04

"Scrd As", short for "Scored As", Standing used for place points portion of performance's score combining preseason data (when applied) to current season data
 Numbers in BLACK are both the performance's actual NCAA rank AND "scored as" rank Numbers in RED indicate actual NCAA rank does not exist or is worse than "scored as" rank Numbers in BLUE indicate actual NCAA rank is better than "scored as" rank
USTFCCCA Non-Member Non-Member Schools Will NOT be ranked, beginning Week 2



D denotes multiple-event rule in affect
Only those who score >0.01 pts are shown

MEN

58 **Virginia Union** **unch**
Central Intercollegiate Athletic Association

Event	Scrd As	Athlete	Yr	Scored Mark	Date	Pl. Pts.	Bonus	TOTAL
Scored bests come from CURRENT season								
▶ 60m	21	Bryan GURLEY	SR	6.88	P 1/7/12	0.4	0.22	0.62
▶ 60m	33	Rashad SMITH	SO	6.91	P 1/13/12		0.09	0.09
▶ HJ	21	Jamaal PETTY	FR	2.05m	6-8½ P 1/7/12	0.4	0.00	0.40
▶ TJ	14	Marcus DEAN	FR	14.58m	47-10 P 12/4/11	1	0.29	1.29
Scored bests come from PRE-SEASON DATA								
▶ 60m	33	Dennis THOMAS	JR	6.91	2/12/11		0.09	0.09
Team Total								2.48

59 **Kutztown** **▲ 1**
Pennsylvania State Athletic Conference

Event	Scrd As	Athlete	Yr	Scored Mark	Date	Pl. Pts.	Bonus	TOTAL
Scored bests come from CURRENT season								
▶ LJ	19	Matt CANNELL	SR	7.15m	23-5½ P 1/20/12	0.5	0.04	0.54
▶ WT	30	Max STRAMARA	JR	16.94m	55-7 1/13/12	0.02	0.00	0.02
Scored bests come from PRE-SEASON DATA								
▶ 200m	22	Greg CRAWFORD	JR	22.14	2/11/11	0.35	0.15	0.50
▶ DMR	19			10:10.41	2/11/11	0.1	0.00	0.10
▶ PV	16	Percell BERRY	JR	4.80m	15-9 2/19/11	0.8	0.00	0.80
▶ PV	23	Craig SHERWOOD	SR	4.72m	15-5½ 2/25/11	0.3	0.00	0.30
▶ TJ	27	Tyler BROOKS	SO	14.30m	46-11 2/25/11	0.1	0.00	0.10
Team Total								2.36

60 **Missouri S&T** **▼ 1**
Great Lakes Valley Conference

Event	Scrd As	Athlete	Yr	Scored Mark	Date	Pl. Pts.	Bonus	TOTAL
Scored bests come from PRE-SEASON DATA								
▶ 200m	30	Terry ROBINSON	SR	22.21	2/18/11	0.02	0.06	0.08
▶ 400m	21	Terry ROBINSON	SR	48.84	2/25/11	0.4	0.20	0.60
▶ H60m	14	Terry ROBINSON	SR	8.07	2/10/11	1	0.46	1.46
▶ LJ	26	Jusean ARCHIBALD	JR	7.09m	23-3¾ 1/28/11	0.15	0.00	0.15
Team Total								2.28

61 **Mansfield** **▲ 2**
Pennsylvania State Athletic Conference

Event	Scrd As	Athlete	Yr	Scored Mark	Date	Pl. Pts.	Bonus	TOTAL
Scored bests come from PRE-SEASON DATA								
▶ Mile	17	Bud PLASZENSKI	JR	4:13.64	2/25/11	0.7	0.17	0.87
▶ DMR	14			10:01.83	2/11/11	0.6	0.48	1.08
Team Total								1.96

62 **Adelphi** **▲ 3**
Northeast-10 Conference

Event	Scrd As	Athlete	Yr	Scored Mark	Date	Pl. Pts.	Bonus	TOTAL
Scored bests come from PRE-SEASON DATA								
▶ 400m	21	Mychael FABIO	SR	48.84	2/4/11	0.4	0.20	0.60
▶ 5000m	14	Andrew COELHO	JR	14:36.78	2/11/11	1	0.35	1.35
Team Total								1.96

63 **Metro State** **▲ 1**
Rocky Mountain Athletic Conference

Event	Scrd As	Athlete	Yr	Scored Mark	Date	Pl. Pts.	Bonus	TOTAL
Scored bests come from CURRENT season								
▶ H60m	23	Darius REED	JR	8.20	P 1/13/12	0.3	0.00	0.30
Scored bests come from PRE-SEASON DATA								
▶ DMR	12			10:00.59	2/25/11	0.8	0.68	1.48
Team Total								1.78

64 **Northern State** **▼ 3**
Northern Sun Intercollegiate Conference

Event	Scrd As	Athlete	Yr	Scored Mark	Date	Pl. Pts.	Bonus	TOTAL
Scored bests come from PRE-SEASON DATA								
▶ H60m	14	Luke HAUERT	JR	8.07	2/4/11	1	0.46	1.46
Team Total								1.46

"Scrd As", short for "Scored As", Standing used for place points portion of performance's score combining preseason data (when applied) to current season data

Numbers in BLACK are both the performance's actual NCAA rank AND "scored as" rank Numbers in RED indicate actual NCAA rank does not exist or is worse than "scored as" rank Numbers in BLUE indicate actual NCAA rank is better than "scored as" rank

USTFCCCA Non-Member

Non-Member Schools Will NOT be ranked, beginning Week 2



D denotes multiple-event rule in affect
Only those who score >0.01 pts are shown

MEN

65



UC-Colorado Springs

Rocky Mountain Athletic Conference

▲ 9

Event	Scrd As	Athlete	Yr	Scored Mark	Date	Pl. Pts.	Bonus	TOTAL
-------	---------	---------	----	-------------	------	----------	-------	-------

Scored bests come from CURRENT season

▶ HJ	18	Seth MARTIN	FR	2.06m	6-9	P	1/19/12	0.6	0.00	0.60
------	----	-------------	----	-------	-----	---	---------	-----	------	------

Scored bests come from PRE-SEASON DATA

▶ 400m	25	Jonathan WRIGHT	SO	48.91			2/4/11	0.2	0.15	0.35
▶ HEPT	21	Colby ELLIOT	SR	4,747			1/21/11	0.4	0.00	0.40
▶ HEPT	30	Brian HOPKINS	SR	4,605			1/21/11	0.02	0.00	0.02

Team Total 1.37

66



Millersville

Pennsylvania State Athletic Conference

▲ 2

Event	Scrd As	Athlete	Yr	Scored Mark	Date	Pl. Pts.	Bonus	TOTAL
-------	---------	---------	----	-------------	------	----------	-------	-------

Scored bests come from CURRENT season

▶ 60m	24	Marquis WHITE	FR	6.89		P	12/9/11	0.25	0.18	0.43
-------	----	---------------	----	------	--	---	---------	------	------	------

Scored bests come from PRE-SEASON DATA

▶ 5000m	17	James MCBRIDE	JR	14:42.73			2/25/11	0.7	0.12	0.82
---------	----	---------------	----	----------	--	--	---------	-----	------	------

Team Total 1.24

67



California (Pa.)

Pennsylvania State Athletic Conference

▼ 1

Event	Scrd As	Athlete	Yr	Scored Mark	Date	Pl. Pts.	Bonus	TOTAL
-------	---------	---------	----	-------------	------	----------	-------	-------

Scored bests come from PRE-SEASON DATA

▶ 800m	21	Alex SMITH	SR	1:54.01			2/11/11	0.4	0.22	0.62
▶ 5000m	19	Aaron DINZEO	SO	14:48.49			2/25/11	0.5	0.00	0.50
▶ TJ	27	Jordan BOATWRIGHT	SR	14.30m	46-11		2/25/11	0.1	0.00	0.10

Team Total 1.22

68



Virginia State

Central Intercollegiate Athletic Association

▼ 1

Event	Scrd As	Athlete	Yr	Scored Mark	Date	Pl. Pts.	Bonus	TOTAL
-------	---------	---------	----	-------------	------	----------	-------	-------

Scored bests come from CURRENT season

▶ TJ	20	Jonathan MCMILLON	JR	14.44m	47-4½	P	12/2/11	0.45	0.01	0.46
------	----	-------------------	----	--------	-------	---	---------	------	------	------

Scored bests come from PRE-SEASON DATA

▶ 4x400	14			3:18.01			2/18/11	0.6	0.10	0.70
---------	----	--	--	---------	--	--	---------	-----	------	------

Team Total 1.16

69



Central State

Independent (DII)

▲ 1

Event	Scrd As	Athlete	Yr	Scored Mark	Date	Pl. Pts.	Bonus	TOTAL
-------	---------	---------	----	-------------	------	----------	-------	-------

Scored bests come from PRE-SEASON DATA

▶ 60m	16	Ezekiel ISRAEL	JR	6.87			2/11/11	0.8	0.27	1.07
-------	----	----------------	----	------	--	--	---------	-----	------	------

Team Total 1.07

69



Cheyney

Pennsylvania State Athletic Conference

▲ 1

Event	Scrd As	Athlete	Yr	Scored Mark	Date	Pl. Pts.	Bonus	TOTAL
-------	---------	---------	----	-------------	------	----------	-------	-------

Scored bests come from CURRENT season

▶ 60m	16	Kemuel WRIGHT	JR	6.87		P	12/10/11	0.8	0.27	1.07
-------	----	---------------	----	------	--	---	----------	-----	------	------

Team Total 1.07

71



St. Cloud State

Northern Sun Intercollegiate Conference

▲ 15

Event	Scrd As	Athlete	Yr	Scored Mark	Date	Pl. Pts.	Bonus	TOTAL
-------	---------	---------	----	-------------	------	----------	-------	-------

Scored bests come from CURRENT season

▶ 60m	24	George KAWALAWU	SO	6.89		P	1/20/12	0.25	0.18	0.43
▶ 5000m	27	Kyle NEUMANN	SR	14:51.99			1/20/12	0.1	0.00	0.10
▶ HJ	21	Dustin MCCOLLEY	JR	2.05m	6-8½	P	1/20/12	0.4	0.00	0.40

Team Total 0.93

72



Benedict

Southern Intercollegiate Athletic Conference

▼ 10

Event	Scrd As	Athlete	Yr	Scored Mark	Date	Pl. Pts.	Bonus	TOTAL
-------	---------	---------	----	-------------	------	----------	-------	-------

Scored bests come from PRE-SEASON DATA

▶ 800m	30	Chavis TAYLOR	SO	1:54.54			2/19/11	0.02	0.09	0.11
▶ PV	16	Christopher A. SMITH	SR	4.80m	15-9		2/4/11	0.8	0.00	0.80

Team Total 0.91

"Scrd As", short for "Scored As", Standing used for place points portion of performance's score combining preseason data (when applied) to current season data

Numbers in BLACK are both the performance's actual NCAA rank AND "scored as" rank Numbers in RED indicate actual NCAA rank does not exist or is worse than "scored as" rank Numbers in BLUE indicate actual NCAA rank is better than "scored as" rank

USTFCCCA Non-Member

Non-Member Schools Will NOT be ranked, beginning Week 2



USTFCCCA NCAA Division II National Team Rankings

2012 Indoor Track & Field, Week #1

as of 1/24/2012 11:21:59 AM

D denotes multiple-event rule in affect
Only those who score >0.01 pts are shown

MEN

73 **Harding** unch
Great American Conference

Event	Scrd As	Athlete	Yr	Scored Mark	Date	Pl. Pts.	Bonus	TOTAL
Scored bests come from PRE-SEASON DATA								
▶ Mile	22	Wojciech KOPEC	SR	4:14.95	2/11/11	0.35	0.02	0.37
▶ DMR	17			10:04.02	2/18/11	0.3	0.16	0.46
Team Total								0.83

74 **Fort Hays State** ▼41
Mid-America Intercollegiate Athletics Association

Event	Scrd As	Athlete	Yr	Scored Mark	Date	Pl. Pts.	Bonus	TOTAL	
Scored bests come from CURRENT season									
▶ HJ	29	Jordan CARLISLE	FR	2.04m	6-8 1/2 P	1/11/12	0.05	0.00	0.05
▶ WT	26	Tim MCELROY	SR	17.06m	55-11 1/2	1/11/12	0.15	0.00	0.15
Scored bests come from PRE-SEASON DATA									
▶ HJ	18	Bryant BOMBARDIER	SO	2.06m	6-9	2/25/11	0.6	0.00	0.60
Team Total								0.80	

75 **Northwood (Mich.)** ▼3
Great Lakes Intercollegiate Athletic Conference

Event	Scrd As	Athlete	Yr	Scored Mark	Date	Pl. Pts.	Bonus	TOTAL	
Scored bests come from CURRENT season									
▶ H60m	22	Marcus BENNETT	SR	8.19	P	1/20/12	0.35	0.00	0.35
Scored bests come from PRE-SEASON DATA									
▶ LJ	21	Paris GOOCH	SR	7.12m	23-4 1/2	2/25/11	0.4	0.00	0.40
Team Total								0.75	

76 **U-Mary** unch
Northern Sun Intercollegiate Conference

Event	Scrd As	Athlete	Yr	Scored Mark	Date	Pl. Pts.	Bonus	TOTAL	
Scored bests come from CURRENT season									
▶ PV	24	Kohl KOPPINGER	SO	4.70m	15-5	1/15/12	0.25	0.00	0.25
Scored bests come from PRE-SEASON DATA									
▶ 200m	24	Cory PLOOF	SR	22.15		2/25/11	0.25	0.13	0.38
▶ 200m	33	Tracy LIDE	SR	22.24		2/25/11		0.02	0.02
Team Total								0.65	

77 **Western Washington** ▼8
Great Northwest Athletic Conference

Event	Scrd As	Athlete	Yr	Scored Mark	Date	Pl. Pts.	Bonus	TOTAL	
Scored bests come from PRE-SEASON DATA									
▶ 60m	33	Alex TILLEY	SR	6.91		2/11/11		0.09	0.09
▶ PV	21	Cal ROSENBERG	JR	4.76m	15-7 1/2	1/15/11	0.4	0.00	0.40
▶ TJ	27	Tim CLENDANIEL	SR	14.30m	46-11	2/18/11	0.1	0.00	0.10
Team Total								0.59	

78 **Central Washington** ▼3
Great Northwest Athletic Conference

Event	Scrd As	Athlete	Yr	Scored Mark	Date	Pl. Pts.	Bonus	TOTAL	
Scored bests come from PRE-SEASON DATA									
▶ PV	27	Scott HUNTER	SO	4.66m	15-3 1/2	2/18/11	0.1	0.00	0.10
▶ TJ	20	Bryan MACK	SR	14.44m	47-4 1/2	2/5/11	0.45	0.01	0.46
Team Total								0.56	

79 **Saint Martin's** unch
Great Northwest Athletic Conference

Event	Scrd As	Athlete	Yr	Scored Mark	Date	Pl. Pts.	Bonus	TOTAL	
Scored bests come from CURRENT season									
▶ WT	19	Sam WASHINGTON	JR	17.65m	57-11 P	12/2/11	0.5	0.00	0.50
Team Total								0.50	

80 **St. Thomas Aquinas** unch
East Coast Conference

Event	Scrd As	Athlete	Yr	Scored Mark	Date	Pl. Pts.	Bonus	TOTAL	
Scored bests come from CURRENT season									
▶ 200m	22	Mike ABELARD	JR	22.14	P	12/3/11	0.35	0.15	0.50
Team Total								0.50	

81 **Kentucky State** ▼4
Southern Intercollegiate Athletic Conference

Event	Scrd As	Athlete	Yr	Scored Mark	Date	Pl. Pts.	Bonus	TOTAL	
Scored bests come from PRE-SEASON DATA									
▶ 800m	23	Kieren BROUSSARD	SO	1:54.18		1/14/11	0.3	0.18	0.48
Team Total								0.48	

"Scrd As", short for "Scored As", Standing used for place points portion of performance's score combining preseason data (when applied) to current season data

Numbers in BLACK are both the performance's actual NCAA rank AND "scored as" rank Numbers in RED indicate actual NCAA rank does not exist or is worse than "scored as" rank Numbers in BLUE indicate actual NCAA rank is better than "scored as" rank

USTFCCCA Non-Member Non-Member Schools Will NOT be ranked, beginning Week 2



D denotes multiple-event rule in affect
Only those who score >0.01 pts are shown

MEN

82



Seattle Pacific

Great Northwest Athletic Conference

▼ 4

Event	Scrd As	Athlete	Yr	Scored Mark	Date	Pl. Pts.	Bonus	TOTAL
Scored bests come from CURRENT season								
▶ 800m	24	Nathan SEELEY	JR	1:54.20	P 1/14/12	0.25	0.17	0.42
Team Total								0.42

83



Dallas Baptist

Heartland Conference

▼ 2

Event	Scrd As	Athlete	Yr	Scored Mark	Date	Pl. Pts.	Bonus	TOTAL
Scored bests come from PRE-SEASON DATA								
▶ 800m	27	Zach BRAFF	SR	1:54.27	2/4/11	0.1	0.16	0.26
Team Total								0.26

84



Concordia-St. Paul

Northern Sun Intercollegiate Conference

▼ 2

Event	Scrd As	Athlete	Yr	Scored Mark	Date	Pl. Pts.	Bonus	TOTAL
Scored bests come from PRE-SEASON DATA								
▶ LJ	26	Diahn ZEON	SR	7.09m	23-3¼ 1/28/11	0.15	0.00	0.15
Team Total								0.15

85



Wheeling Jesuit

West Virginia Intercollegiate Athletic Conference

▼ 1

Event	Scrd As	Athlete	Yr	Scored Mark	Date	Pl. Pts.	Bonus	TOTAL
Scored bests come from PRE-SEASON DATA								
▶ DMR	20			10:10.99	1/28/11	0.05	0.00	0.05
Team Total								0.05

86



Saint Rose

Northeast-10 Conference

▼ 1

Event	Scrd As	Athlete	Yr	Scored Mark	Date	Pl. Pts.	Bonus	TOTAL
Scored bests come from CURRENT season								
▶ 400m	33	Ryan SAUNDERS	SR	49.07	P 1/14/12		0.05	0.05
Team Total								0.05

"Scrd As", short for "Scored As", Standing used for place points portion of performance's score combining preseason data (when applied) to current season data

Numbers in BLACK are both the performance's actual NCAA rank AND "scored as" rank Numbers in RED indicate actual NCAA rank does not exist or is worse than "scored as" rank Numbers in BLUE indicate actual NCAA rank is better than "scored as" rank

USTFCCCA Non-Member

Non-Member Schools Will NOT be ranked, beginning Week 2



USTFCCCA NCAA Division II National Team Rankings

2012 Indoor Track & Field, Week #1

as of 1/24/2012 11:21:59 AM

D denotes multiple-event rule in affect
Only those who score >0.01 pts are shown

WOMEN

1 **Grand Valley State** **unch**
Great Lakes Intercollegiate Athletic Conference

Event	Scrd As	Athlete	Yr	Scored Mark	Date	Pl. Pts.	Bonus	TOTAL
Scored bests come from CURRENT season								
▶ 60m	26	Brittney JACKSON	SO	7.74	P 12/16/11	0.15	0.00	0.15
▶ 400m	22	Leiah HESS	SO	57.46	P 12/16/11	0.35	0.08	0.43
▶ 800m	25	Lisa GALASSO	SO	2:15.93	P 12/16/11	0.2	0.13	0.33
▶ 5000m	1	Monica KINNEY	SR	16:16.31	A 12/2/11	20	3.24	23.24
▶ 5000m	2	Rachel PATTERSON	SR	16:18.33	A 12/2/11	18	3.06	21.06
▶ 5000m	5	Betsy GRANAY	SR	16:41.63	P 12/2/11	12	1.31	13.31
▶ 5000m	7	Rachel CLARK	FR	16:45.83	P 12/2/11	8	1.06	9.06
▶ 5000m	13	Callie CLARK	FR	16:56.82	P 12/2/11	2	0.42	2.42
▶ H60m	14	Kalena FRANKLIN	SO	8.67	P 1/13/12	1	0.22	1.22
▶ HJ	13	Alisha WEAVER	SO	1.70m 5-7	P 12/16/11	2	0.24	2.24
▶ SP	2	Sam LOCKHART	JR	16.10m 52-10	A 1/20/12	18	4.42	22.42
▶ WT	3	Sam LOCKHART	JR	19.92m 65-4¾	A 12/16/11	16	2.78	18.78
▶ WT	10	Jamie SMITH	JR	18.64m 61-2	A 12/16/11	5	0.81	5.81
▶ WT	14	Alyssa ZOKOE	SO	17.86m 58-7¼	P 1/20/12	1	0.13	1.13
Scored bests come from PRE-SEASON DATA								
▶ 400m	20	Chanelle CALDWELL	SR	57.36	2/18/11	0.45	0.13	0.58
▶ 800m	3	Chanelle CALDWELL	SR	2:11.22	2/11/11	16	1.94	17.94
▶ 800m	9	Monica KINNEY	SR	2:12.79	1/28/11 D	6	1.02	3.02
▶ 800m	23	Madie RODTS	SO	2:15.73	2/18/11	0.3	0.17	0.47
▶ 800m	36	Ashley BOTHAM	JR	2:16.44	1/21/11	0.03	0.03	0.03
▶ Mile	1	Monica KINNEY	SR	4:44.24	1/21/11	20	4.32	24.32
▶ Mile	15	Ashley BOTHAM	JR	4:57.54	2/11/11	0.9	0.30	1.20
▶ Mile	16	Julia NOWAK	JR	4:58.17	2/11/11	0.8	0.23	1.03
▶ Mile	23	Amanda WHOWELL	SO	5:01.10	2/25/11	0.3	0.00	0.30
▶ Mile	24	Madie RODTS	SO	5:01.13	2/11/11	0.25	0.00	0.25
▶ 5000m	8	Julia NOWAK	JR	16:46.34	12/16/10	7	1.03	8.03
▶ H60m	28	Jade HULL	SR	8.82	12/16/10	0.07	0.00	0.07
▶ 4x400	3			3:47.78	2/11/11	14	2.19	16.19
▶ DMR	4			11:43.20	2/11/11	11	2.16	13.16
▶ HJ	30	Jennifer FULLER	JR	1.66m 5-5¼	2/25/11	0.02	0.00	0.02
▶ PV	3	Jocelyn KUKSA	SR	3.95m 12-11½	2/25/11	16	2.47	18.47
▶ PV	4	Kristen HIXSON	SO	3.93m 12-10¾	3/12/11	14	2.20	16.20
▶ SP	1	Lauren BURESH	SR	16.11m 52-10¾	3/12/11	20	4.45	24.45
▶ WT	1	Liz MURPHY	JR	20.57m 67-6	1/28/11	20	4.14	24.14
Team Total								291.45

2 **Lincoln (Mo.)** **unch**
Mid-America Intercollegiate Athletics Association

Event	Scrd As	Athlete	Yr	Scored Mark	Date	Pl. Pts.	Bonus	TOTAL
Scored bests come from CURRENT season								
▶ 200m	25	Tamara KEANE	FR	25.40	P 12/2/11	0.2	0.00	0.20
▶ 400m	14	Tamara KEANE	FR	57.04	P 1/20/12	1	0.33	1.33
▶ 400m	19	Dereka KELLY	FR	57.22	P 12/9/11	0.5	0.20	0.70
▶ Mile	21	Twishana WILLIAMS	SO	5:00.19	P 12/9/11	0.4	0.01	0.41
▶ H60m	24	Shakeisha MILLER	SO	8.80	P 1/20/12	0.25	0.00	0.25
▶ LJ	11	Nickeisha BEAUMONT	FR	5.76m 18-10¾	P 1/20/12	4	0.38	4.38
Scored bests come from PRE-SEASON DATA								
▶ 60m	2	Judith RILEY	SO	7.34	3/12/11	18	3.28	21.28
▶ 60m	6	Latoya KING	SO	7.51	3/12/11	10	1.26	11.26
▶ 60m	7	Nyoka COLE	SR	7.53	12/10/10	8	1.08	9.08
▶ 200m	1	Judith RILEY	SO	23.99	3/12/11	20	3.52	23.52
▶ 200m	2	Nyoka COLE	SR	24.28	3/12/11	18	2.43	20.43
▶ 200m	5	Latoya KING	SO	24.43	3/12/11	12	1.87	13.87
▶ 200m	23	Michelle CUMBERBATCH	JR	25.29	2/25/11	0.3	0.07	0.37
▶ 400m	3	Nyoka COLE	SR	55.15	3/12/11	16	2.65	18.65
▶ 400m	4	Michelle CUMBERBATCH	JR	55.62	3/12/11	14	1.88	15.88
▶ 400m	7	Yanique HAYE	JR	56.32	3/12/11	8	1.09	9.09
▶ H60m	12	Judith RILEY	SO	8.65	2/25/11	3	0.27	3.27
▶ H60m	24	Sanchia LEE	SR	8.80	12/10/10	0.25	0.00	0.25
▶ H60m	30	Yanique HAYE	JR	8.84	2/4/11	0.02	0.00	0.02
▶ 4x400	1			3:42.21	3/12/11	20	5.55	25.55
▶ HJ	30	Sheri Kaye CAMPBELL	JR	1.66m 5-5¼	2/25/11	0.02	0.00	0.02
▶ LJ	17	Sanchia LEE	SR	5.70m 18-8¾	12/10/10	0.7	0.15	0.85
▶ TJ	5	Sanchia LEE	SR	12.12m 39-9¾	12/3/10	12	1.18	13.18
▶ TJ	23	Sheri Kaye CAMPBELL	JR	11.61m 38-1¼	2/25/11	0.3	0.00	0.30
▶ PENT	20	Sheri Kaye CAMPBELL	JR	3,209	1/28/11	0.45	0.00	0.45
Team Total								194.60

"Scrd As", short for "Scored As", Standing used for place points portion of performance's score combining preseason data (when applied) to current season data
 Numbers in BLACK are both the performance's actual NCAA rank AND "scored as" rank Numbers in RED indicate actual NCAA rank does not exist or is worse than "scored as" rank Numbers in BLUE indicate actual NCAA rank is better than "scored as" rank



2012 Indoor Track & Field, Week #1

D denotes multiple-event rule in affect
Only those who score >0.01 pts are shown

WOMEN

3			Adams State		Rocky Mountain Athletic Conference		unch		
			Team Total				158.57		
Event	Scrd As	Athlete	Yr	Scored Mark	Date	Pl. Pts.	Bonus	TOTAL	
Scored bests come from CURRENT season									
▶ 60m	18	Zenobia SIMS	SO	7.67	P 12/9/11	0.6	0.12	0.72	
▶ 400m	5	Kaymarie JONES	SR	55.67	P 1/20/12	12	1.80	13.80	
▶ 800m	33	Alicia NELSON	SO	2:16.40	1/20/12		0.04	0.04	
▶ Mile	22	Kelly LAMB	SO	5:01.00	P 1/20/12	0.35	0.00	0.35	
▶ TJ	20	KrissAnn WALTERS	FR	11.68m	38-4 P 1/20/12	0.45	0.00	0.45	
Scored bests come from PRE-SEASON DATA									
▶ 60m	3	Indira SPENCE	SR	7.36	3/12/11	16	3.00	19.00	
▶ 60m	16	Kaymarie JONES	SR	7.66	12/10/10	0.8	0.16	0.96	
▶ 200m	3	Indira SPENCE	SR	24.33	2/25/11	16	2.24	18.24	
▶ 800m	15	Cassie MITCHELL	SR	2:15.27	2/4/11	0.9	0.26	1.16	
▶ 800m	19	Lindsey GRASMICK	SR	2:15.45	2/11/11	0.5	0.23	0.73	
▶ Mile	3	Cassie MITCHELL	SR	4:49.70	2/11/11	16	2.40	18.40	
▶ Mile	12	Kristen MCGLYNN	JR	4:56.12	2/4/11	3	0.61	3.61	
▶ 5000m	3	Kristen MCGLYNN	JR	16:19.01	2/11/11	16	2.99	18.99	
▶ H60m	1	Indira SPENCE	SR	8.07	3/12/11	20	4.02	24.02	
▶ H60m	7	Kaymarie JONES	SR	8.47	3/12/11	8	1.12	9.12	
▶ 4x400	16			3:52.77	2/11/11	0.4	0.00	0.40	
▶ DMR	2			11:40.42	2/4/11	17	2.60	19.60	
▶ SP	7	Katie KRUGER	SO	14.72m	48-3½ 2/25/11	8	0.99	8.99	

4			Ashland		Great Lakes Intercollegiate Athletic Conference		unch		
			Team Total				129.45		
Event	Scrd As	Athlete	Yr	Scored Mark	Date	Pl. Pts.	Bonus	TOTAL	
Scored bests come from CURRENT season									
▶ H60m	26	Cheryl BOURNE	SR	8.81	P 12/9/11	0.15	0.00	0.15	
▶ HJ	25	Jennifer FOSTER	FR	1.67m	5-5½ P 12/2/11	0.2	0.00	0.20	
▶ HJ	30	Cheryl BOURNE	SR	1.66m	5-5½ 12/9/11	0.02	0.00	0.02	
▶ PV	20	Jennifer FOSTER	FR	3.55m	11-7½ P 12/2/11	0.45	0.00	0.45	
▶ TJ	30	Cheryl BOURNE	SR	11.48m	37-8 1/21/12	0.02	0.00	0.02	
▶ SP	10	Jessica BRIDENTHAL	FR	14.42m	47-3¾ P 12/2/11	5	0.51	5.51	
▶ SP	27	Janine TESSARZIK	SR	13.50m	44-3¾ P 12/9/11	0.1	0.00	0.10	
▶ WT	2	Kelly ASH	SR	20.25m	66-5¼ A 1/21/12	18	3.47	21.47	
▶ WT	4	Jessica BRIDENTHAL	FR	19.38m	63-7 A 12/9/11	14	1.87	15.87	
▶ WT	6	Kim HABEGGER	FR	19.08m	62-7¼ A 12/9/11	10	1.44	11.44	
▶ WT	12	Janine TESSARZIK	SR	18.18m	59-7¾ P 12/9/11	3	0.37	3.37	
▶ PENT	3	Cheryl BOURNE	SR	3,885	A 12/9/11	16	2.85	18.85	
▶ PENT	23	Macy CALDWELL	SO	3,187	12/9/11	0.3	0.00	0.30	
▶ PENT	26	Jennifer BJELAC	FR	3,163	12/9/11	0.15	0.00	0.15	
Scored bests come from PRE-SEASON DATA									
▶ Mile	26	Stephanie STOFFEL	JR	5:01.39	2/25/11	0.15	0.00	0.15	
▶ 4x400	13			3:52.46	2/19/11	0.7	0.03	0.73	
▶ DMR	7			11:46.95	2/25/11	4	1.57	5.57	
▶ PV	2	Katie NAGEOTTE	JR	4.00m	13-1½ 1/28/11	18	3.15	21.15	
▶ LJ	14	Cheryl BOURNE	SR	5.71m	18-9 1/28/11	1	0.19	1.19	
▶ SP	3	Kelly ASH	SR	15.39m	50-6 2/25/11	16	2.42	18.42	
▶ PENT	11	Kendra BASSITT	JR	3,404	1/28/11	4	0.34	4.34	

"Scrd As", short for "Scored As", Standing used for place points portion of performance's score combining preseason data (when applied) to current season data

Numbers in BLACK are both the performance's actual NCAA rank AND "scored as" rank Numbers in RED indicate actual NCAA rank does not exist or is worse than "scored as" rank Numbers in BLUE indicate actual NCAA rank is better than "scored as" rank

USTFCCCA Non-Member

Non-Member Schools Will NOT be ranked, beginning Week 2



D denotes multiple-event rule in affect
Only those who score >0.01 pts are shown

WOMEN

5

Central Missouri

Mid-America Intercollegiate Athletics Association

unch

Event	Scrd As	Athlete	Yr	Scored Mark	Date	Pl. Pts.	Bonus	TOTAL
Scored bests come from CURRENT season								
▶ H60m	29	Erin ALEWINE	SO	8.83	P 12/9/11	0.05	0.00	0.05
▶ LJ	14	Erin ALEWINE	SO	5.71m	18-9 P 12/9/11	1	0.19	1.19
▶ LJ	28	Denise DAWSON	JR	5.56m	18-3 P 12/9/11	0.07	0.00	0.07
▶ WT	22	Kayla MUYSKENS	SR	16.78m	55-¾ P 1/20/12	0.35	0.00	0.35
▶ PENT	4	Erin ALEWINE	SO	3,852	A 12/9/11	14	2.57	16.57
▶ PENT	10	Zoe SHARPLIN	SO	3,468	P 12/9/11	5	0.53	5.53
▶ PENT	25	Madison SMITH	FR	3,174	12/9/11	0.2	0.00	0.20
Scored bests come from PRE-SEASON DATA								
▶ 400m	10	Lindsay LETTOW	SR	56.79	2/4/11	5	0.59	5.59
▶ H60m	8	Lindsay LETTOW	SR	8.53	2/25/11	7	0.80	7.80
▶ 4x400	18			3:53.19	2/10/11	0.2	0.00	0.20
▶ HJ	5	Erin ALEWINE	SO	1.75m	5-8¾ 2/4/11	12	1.54	13.54
▶ HJ	7	Jenna SCHMIDT	SR	1.74m	5-8¾ 3/12/11	8	1.16	9.16
▶ HJ	13	Lindsay LETTOW	SR	1.70m	5-7 3/12/11	2	0.24	2.24
▶ LJ	6	Lindsay LETTOW	SR	5.89m	19-4 2/25/11	10	1.22	11.22
▶ SP	6	Kayla MUYSKENS		14.80m	48-6¾ 2/27/10	10	1.14	11.14
▶ PENT	1	Lindsay LETTOW	SR	4,064	3/12/11	20	4.32	24.32
Team Total								109.17

6

Academy of Art

Pacific West Conference

unch

Event	Scrd As	Athlete	Yr	Scored Mark	Date	Pl. Pts.	Bonus	TOTAL
Scored bests come from CURRENT season								
▶ 60m	9	Brianna STEWART	JR	7.59	P 12/2/11	6	0.54	6.54
▶ 200m	8	Vashti THOMAS	JR	24.66	P 1/20/12	7	1.13	8.13
▶ 400m	29	Tiara SIMS	JR	57.72	P 12/2/11	0.05	0.00	0.05
▶ H60m	2	Brianna STEWART	JR	8.21	A 12/2/11	18	2.83	20.83
▶ TJ	13	Brianna STEWART	JR	11.85m	38-10½ P 12/2/11	2	0.24	2.24
Scored bests come from PRE-SEASON DATA								
▶ H60m	3	Vashti THOMAS		8.24	1/16/10	16	2.58	18.58
▶ LJ	1	Vashti THOMAS		6.32m	20-9 2/6/09	20	4.92	24.92
▶ TJ	1	Vashti THOMAS		13.28m	43-7 2/28/09	20	6.78	26.78
Team Total								108.08

7

Western State

Rocky Mountain Athletic Conference

▲ 1

Event	Scrd As	Athlete	Yr	Scored Mark	Date	Pl. Pts.	Bonus	TOTAL
Scored bests come from CURRENT season								
▶ HJ	3	Susan JACKSON	SO	1.76m	5-9¼ A 1/22/12	16	1.94	17.94
Scored bests come from PRE-SEASON DATA								
▶ 800m	5	Rachel WEBB	SR	2:12.41	2/11/11	12	1.20	13.20
▶ Mile	10	Sarah LYLE	SR	4:55.03	2/11/11	5	0.85	5.85
▶ Mile	17	Lauren KLEPPIN	SR	4:58.19	2/11/11	0.7	0.23	0.93
▶ Mile	18	Rachel WEBB	SR	4:59.00	2/11/11	0.6	0.14	0.74
▶ Mile	28	Hillory DAVIS	SR	5:02.01	2/13/10	0.07	0.00	0.07
▶ 5000m	4	Lauren KLEPPIN	SR	16:35.98	2/11/11	14	1.65	15.65
▶ 5000m	10	Sarah LYLE	SR	16:48.55	2/11/11	5	0.90	5.90
▶ 5000m	22	Tara RICHARDSON	JR	17:33.71	2/4/11	0.35	0.00	0.35
▶ DMR	3			11:41.68	2/4/11	14	2.40	16.40
▶ HJ	1	Barbara SZABO	SO	1.82m	5-11¼ 2/4/11	20	4.39	24.39
Team Total								101.41

8

Grand Canyon

Pacific West Conference

▼ 1

Event	Scrd As	Athlete	Yr	Scored Mark	Date	Pl. Pts.	Bonus	TOTAL
Scored bests come from CURRENT season								
▶ 400m	6	Petra FANTY	SO	56.23	P 1/20/12	10	1.18	11.18
▶ 400m	12	Moya MCKENZIE	FR	56.80	P 1/14/12	3	0.58	3.58
▶ H60m	16	Tonique SOBAH	FR	8.69	P 1/20/12	0.8	0.17	0.97
▶ 4x400	11	Stemm, Hodges, Mckenzie, Fanty		3:50.34	1/20/12	0.9	0.75	1.65
▶ LJ	3	Ann-Marie DUFFUS	FR	6.08m	19-11½ A 1/20/12	16	2.63	18.63
▶ LJ	4	Brianne KEE	SO	5.97m	19-7 A 1/14/12	14	1.73	15.73
▶ LJ	25	Lesilia FOSTER	JR	5.65m	18-6¾ P 1/14/12	0.2	0.00	0.20
▶ LJ	28	Amber YINGLING	JR	5.56m	18-3 P 1/14/12	0.07	0.00	0.07
▶ TJ	10	Amber YINGLING	JR	11.92m	39-1¼ P 1/14/12	5	0.45	5.45
Scored bests come from PRE-SEASON DATA								
▶ 60m	1	Shavine HODGES	SO	7.33	3/12/11	20	3.42	23.42
▶ 200m	4	Shavine HODGES	SO	24.34	3/12/11	14	2.20	16.20
▶ 400m	20	Precious AMUKAMARA	SR	57.36	2/5/11	0.45	0.13	0.58
▶ PV	27	Brittney WARREN	SR	3.51m	11-6¾ 2/19/11	0.1	0.00	0.10
Team Total								97.77

"Scrd As", short for "Scored As", Standing used for place points portion of performance's score combining preseason data (when applied) to current season data
 Numbers in BLACK are both the performance's actual NCAA rank AND "scored as" rank Numbers in RED indicate actual NCAA rank does not exist or is worse than "scored as" rank Numbers in BLUE indicate actual NCAA rank is better than "scored as" rank
USTFCCCA Non-Member Non-Member Schools Will NOT be ranked, beginning Week 2



USTFCCCA NCAA Division II National Team Rankings

2012 Indoor Track & Field, Week #1

as of 1/24/2012 11:22:00 AM

D denotes multiple-event rule in affect
Only those who score >0.01 pts are shown

WOMEN

9



Johnson C. Smith unch

Central Intercollegiate Athletic Association

Event	Scrd As	Athlete	Yr	Scored Mark	Date	Pl. Pts.	Bonus	TOTAL
Scored bests come from CURRENT season								
▶ 60m	9	Monique KELLY	SR	7.59	P 1/13/12	6	0.54	6.54
▶ H60m	9	Samantha ELLIOTT	FR	8.59	P 1/21/12	6	0.49	6.49
Scored bests come from PRE-SEASON DATA								
▶ 60m	5	Danielle WILLIAMS	SO	7.50	3/12/11	12	1.36	13.36
▶ 60m	11	Rosemarie CARTY	SR	7.60	3/12/11	4	0.45	4.45
▶ 200m	19	Monique KELLY	SR	25.24	2/12/11	0.5	0.13	0.63
▶ 200m	22	Rosemarie CARTY	SR	25.28	2/12/11	0.35	0.09	0.44
▶ H60m	4	Rosemarie CARTY	SR	8.28	3/12/11	14	2.26	16.26
▶ H60m	6	Danielle WILLIAMS	SO	8.43	3/12/11	10	1.33	11.33
▶ 4x400	5			3:48.55	3/12/11	8	1.73	9.73
▶ HJ	21	Xahnn-Georgia REID	JR	1.68m	5-6 1/22/11	0.4	0.00	0.40
▶ LJ	17	Xahnn-Georgia REID	JR	5.70m	18-8½ 2/4/11	0.7	0.15	0.85
Team Total								70.49

11



Saint Augustine's unch

Central Intercollegiate Athletic Association

Event	Scrd As	Athlete	Yr	Scored Mark	Date	Pl. Pts.	Bonus	TOTAL
Scored bests come from CURRENT season								
▶ 200m	25	Nicketa BERNARD	SO	25.40	P 1/20/12	0.2	0.00	0.20
▶ 200m	28	Kelly SHAW	JR	25.44	P 1/20/12	0.07	0.00	0.07
▶ 400m	25	Cherrisse LYNCH	FR	57.63	P 1/20/12	0.2	0.00	0.20
▶ 400m	30	Nicketa BERNARD	SO	57.74	P 12/4/11	0.02	0.00	0.02
▶ 4x400	2	Lynch, Bernard, Ashman, Shaw		3:47.57	1/20/12	17	2.31	19.31
Scored bests come from PRE-SEASON DATA								
▶ 400m	1	Kelly SHAW	JR	54.95	3/12/11	20	2.98	22.98
▶ HJ	13	Andrea POWELL	SR	1.70m	5-7 1/28/11	2	0.24	2.24
▶ TJ	4	Kirsten BOWENS	SO	12.13m	39-9% 2/12/11	14	1.23	15.23
▶ TJ	14	Andrea POWELL	SR	11.82m	38-9% 2/12/11	1	0.19	1.19
Team Total								61.44

10



Southern Connecticut unch

Northeast-10 Conference

Event	Scrd As	Athlete	Yr	Scored Mark	Date	Pl. Pts.	Bonus	TOTAL
Scored bests come from CURRENT season								
▶ 60m	29	Ashley BELL	SR	7.75	P 12/3/11	0.05	0.00	0.05
▶ H60m	20	Brittany BROWN	JR	8.76	P 12/3/11	0.45	0.00	0.45
▶ HJ	3	Brittany BROWN	JR	1.76m	5-9¼ A 1/7/12	16	1.94	17.94
▶ LJ	12	Brittany BROWN	JR	5.75m	18-10½ P 1/7/12	3	0.32	3.32
▶ PENT	5	Brittany BROWN	JR	3,662	P 12/9/11	12	1.47	13.47
Scored bests come from PRE-SEASON DATA								
▶ 200m	15	Ashley BELL	SR	25.14	2/17/11	0.9	0.25	1.15
▶ 800m	10	Titilayo VANRIEL	SO	2:13.25	3/12/11	5	0.83	5.83
▶ 4x400	6			3:49.00	3/12/11	6	1.47	7.47
▶ DMR	8			11:53.22	2/25/11	3	0.82	3.82
▶ PV	7	Kimberly JOHNSON	JR	3.82m	12-6¼ 2/25/11	8	1.10	9.10
Team Total								62.61

12



Angelo State unch

Lone Star Conference

Event	Scrd As	Athlete	Yr	Scored Mark	Date	Pl. Pts.	Bonus	TOTAL
Scored bests come from CURRENT season								
▶ LJ	13	Chrystal RUIZ	SR	5.74m	18-10 P 1/20/12	2	0.28	2.28
Scored bests come from PRE-SEASON DATA								
▶ 60m	29	Tiffany WILCOX	SR	7.75	2/18/11	0.05	0.00	0.05
▶ 800m	2	Andria NUSSEY	JR	2:10.72	3/12/11	18	2.25	20.25
▶ 800m	32	Chrystal RUIZ	JR	2:16.39	3/12/11		0.04	0.04
▶ H60m	17	Chrystal RUIZ	JR	8.70	3/12/11	0.7	0.14	0.84
▶ H60m	23	Bree BENNETT	SR	8.79	2/18/11	0.3	0.00	0.30
▶ 4x400	15			3:52.58	2/18/11	0.5	0.01	0.51
▶ HJ	11	Kati HOLLY	SO	1.71m	5-7¼ 2/18/11	4	0.37	4.37
▶ HJ	13	Chrystal RUIZ	JR	1.70m	5-7 3/12/11	2	0.24	2.24
▶ PV	11	Kelsey WILSON	SR	3.70m	12-1½ 2/5/11	4	0.31	4.31
▶ PV	20	Summer SUTHERLAND	SO	3.55m	11-7% 2/5/11	0.45	0.00	0.45
▶ PENT	2	Chrystal RUIZ	JR	3,981	3/12/11	18	3.64	21.64
Team Total								57.29

"Scrd As", short for "Scored As", Standing used for place points portion of performance's score combining preseason data (when applied) to current season data

Numbers in BLACK are both the performance's actual NCAA rank AND "scored as" rank Numbers in RED indicate actual NCAA rank does not exist or is worse than "scored as" rank Numbers in BLUE indicate actual NCAA rank is better than "scored as" rank

USTFCCCA Non-Member

Non-Member Schools Will NOT be ranked, beginning Week 2



USTFCCCA NCAA Division II National Team Rankings

2012 Indoor Track & Field, Week #1

as of 1/24/2012 11:22:01 AM

D denotes multiple-event rule in affect
Only those who score >0.01 pts are shown

WOMEN

13



Hillsdale

Great Lakes Intercollegiate Athletic Conference

▲ 2

Event	Scrd As	Athlete	Yr	Scored Mark	Date	Pl. Pts.	Bonus	TOTAL
Scored bests come from CURRENT season								
▶ Mile	2	Amanda PUTT	JR	4:49.04	A 1/20/12	18	2.63	20.63
▶ PV	5	Chelsea WACKERNAGEL	SR	3.85m	12-7½ P 12/2/11	12	1.37	13.37
Scored bests come from PRE-SEASON DATA								
▶ 800m	14	Jennifer SHAFFER	SR	2:15.25	2/18/11	1	0.27	1.27
▶ HJ	25	Adrianna YANCHO	JR	1.67m	5-5¼ 2/4/11	0.2	0.00	0.20
▶ PV	8	Kayla CALDWELL		3.81m	12-6 1/23/10	7	1.00	8.00
▶ WT	8	Kathy DIRKSEN		18.67m	61-3 2/26/10	7	0.86	7.86
▶ WT	15	Catherine NASS	JR	17.83m	58-6 2/18/11	0.9	0.11	1.01
Team Total								52.34

14



Wayne State (Neb.)

Northern Sun Intercollegiate Conference

▼ 2

Event	Scrd As	Athlete	Yr	Scored Mark	Date	Pl. Pts.	Bonus	TOTAL
Scored bests come from CURRENT season								
▶ WT	19	Emily WELLS	SO	16.86m	55-3¼ P 12/2/11	0.5	0.00	0.50
▶ WT	21	Carly FEHRINGER	SO	16.81m	55-2 P 12/9/11	0.4	0.00	0.40
▶ PENT	7	Paige POLLARD	SR	3,567	P 12/2/11	8	0.93	8.93
Scored bests come from PRE-SEASON DATA								
▶ 60m	4	Nicole BRUNGARDT	SO	7.47	3/12/11	14	1.63	15.63
▶ 200m	11	Nicole BRUNGARDT	SO	25.01	2/25/11	4	0.40	4.40
▶ 800m	8	Paige POLLARD	SR	2:12.72	3/12/11	7	1.05	8.05
▶ 4x400	8			3:49.63	2/18/11	3	1.11	4.11
▶ LJ	7	Nicole BRUNGARDT	SO	5.83m	19-1½ 2/12/11	8	0.83	8.83
▶ SP	23	Carly FEHRINGER	SO	13.73m	45-½ 2/12/11	0.3	0.00	0.30
Team Total								51.15

15



New Mexico Highlands

Rocky Mountain Athletic Conference

▲ 7

Event	Scrd As	Athlete	Yr	Scored Mark	Date	Pl. Pts.	Bonus	TOTAL
Scored bests come from CURRENT season								
▶ 200m	6	Jillisa GRANT	SR	24.52	P 1/20/12	10	1.54	11.54
▶ H60m	12	Jillisa GRANT	SR	8.65	P 1/13/12	3	0.27	3.27
▶ 4x400	14	James, Nelson, Grant, Ray		3:52.48	1/20/12	0.6	0.03	0.63
▶ LJ	2	Jillisa GRANT	SR	6.14m	20-1¼ A 1/20/12	18	3.20	21.20
▶ TJ	6	Kearah DANVILLE	SO	12.09m	39-8 P 12/9/11	10	1.04	11.04
Scored bests come from PRE-SEASON DATA								
▶ 60m	16	Shaneika ROCHESTER	SO	7.66	2/25/11	0.8	0.16	0.96
▶ 200m	24	Fiona JAMES	SO	25.39	2/25/11	0.25	0.00	0.25
▶ LJ	22	Shantella MCCOY	SO	5.68m	18-7¼ 2/25/11	0.35	0.09	0.44
Team Total								49.33

16



Augustana (S.D.)

Northern Sun Intercollegiate Conference

▼ 3

Event	Scrd As	Athlete	Yr	Scored Mark	Date	Pl. Pts.	Bonus	TOTAL
Scored bests come from CURRENT season								
▶ HJ	9	Katie GUSE	SO	1.72m	5-7¼ P 12/3/11	6	0.61	6.61
▶ PV	23	Hollie BLOOM	JR	3.52m	11-6¼ P 12/3/11	0.3	0.00	0.30
▶ PENT	27	Kayla MESCHER	FR	3,147	12/2/11	0.1	0.00	0.10
Scored bests come from PRE-SEASON DATA								
▶ Mile	6	Kristin BRONDBO	SO	4:54.25	2/25/11	10	1.03	11.03
▶ Mile	11	Runa FALCH	JR	4:55.66	2/25/11	4	0.71	4.71
▶ Mile	19	Molly KOKESH	JR	4:59.17	2/25/11	0.5	0.12	0.62
▶ 5000m	6	Runa FALCH	JR	16:41.77	2/25/11	10	1.30	11.30
▶ 5000m	19	Kristin BRONDBO	SO	17:29.73	2/25/11	0.5	0.00	0.50
▶ 5000m	25	Kyle BLAKESLEE	JR	17:39.78	2/25/11	0.2	0.00	0.20
▶ 5000m	29	Leah HANSEN	JR	17:46.92	2/25/11	0.05	0.00	0.05
▶ DMR	6			11:44.28	2/10/11	6	1.99	7.99
▶ HJ	13	Andrea WHITNEY	SO	1.70m	5-7 2/12/11	2	0.24	2.24
Team Total								45.64

"Scrd As", short for "Scored As", Standing used for place points portion of performance's score combining preseason data (when applied) to current season data

Numbers in BLACK are both the performance's actual NCAA rank AND "scored as" rank Numbers in RED indicate actual NCAA rank does not exist or is worse than "scored as" rank Numbers in BLUE indicate actual NCAA rank is better than "scored as" rank

USTFCCCA Non-Member

Non-Member Schools Will NOT be ranked, beginning Week 2



USTFCCCA NCAA Division II National Team Rankings

2012 Indoor Track & Field, Week #1

as of 1/24/2012 11:22:01 AM

D denotes multiple-event rule in affect
Only those who score >0.01 pts are shown

WOMEN

17 **Findlay** ▲ 1
Great Lakes Intercollegiate Athletic Conference

Event	Scrd As	Athlete	Yr	Scored Mark	Date	Pl. Pts.	Bonus	TOTAL
Scored bests come from CURRENT season								
▶ 60m	21	Raven CLAY	SR	7.68	P 12/9/11	0.4	0.07	0.47
▶ 800m	13	Keno HEAVENS	JR	2:14.79	P 12/9/11	2	0.36	2.36
▶ HJ	30	Pam SHOWMAN	FR	1.66m	5-5% 12/9/11	0.02	0.00	0.02
▶ SP	5	Jessica ROWLAND	JR	14.93m	48-11% P 1/14/12	12	1.39	13.39
▶ WT	7	Jessica ROWLAND	JR	18.75m	61-6% A 1/20/12	8	0.97	8.97
▶ PENT	17	Pam SHOWMAN	FR	3,251	12/9/11	0.7	0.00	0.70
Scored bests come from PRE-SEASON DATA								
▶ 200m	14	Raven CLAY	SR	25.10	2/25/11	1	0.30	1.30
▶ 800m	31	Christine ZIMMERMANN	SR	2:16.34	2/11/11		0.05	0.05
▶ H60m	4	Raven CLAY	SR	8.28	3/12/11	14	2.26	16.26
Team Total								43.53

18 **Missouri Southern** ▼ 2
Mid-America Intercollegiate Athletics Association

Event	Scrd As	Athlete	Yr	Scored Mark	Date	Pl. Pts.	Bonus	TOTAL
Scored bests come from CURRENT season								
▶ Mile	29	Rachel SCHRADER	SO	5:02.13	P 12/3/11	0.05	0.00	0.05
▶ PV	30	Ashleigh MCFARLAND	FR	3.50m	11-5% P 12/3/11	0.02	0.00	0.02
▶ SP	15	Kylie CORNMAN	SO	13.94m	45-9 P 12/3/11	0.9	0.04	0.94
Scored bests come from PRE-SEASON DATA								
▶ 200m	18	Jasmin HUGHES	SO	25.19	2/25/11	0.6	0.19	0.79
▶ DMR	17			12:02.94	2/11/11	0.3	0.00	0.30
▶ HJ	2	Lisa VENGELS	SR	1.78m	5-10 2/18/11	18	2.76	20.76
▶ PV	18	Sydney HAASE	SO	3.58m	11-9 2/25/11	0.6	0.00	0.60
▶ PV	27	Vanessa LANGFORD	SO	3.51m	11-6% 2/18/11	0.1	0.00	0.10
▶ SP	4	Nicole GREEN	SR	15.18m	49-9% 3/12/11	14	1.87	15.87
▶ WT	27	Nicole GREEN	SR	16.62m	54-6% 2/25/11	0.1	0.00	0.10
▶ PENT	12	Lisa VENGELS	SR	3,371	2/25/11	3	0.25	3.25
Team Total								42.78

19 **Shippensburg** unch
Pennsylvania State Athletic Conference

Event	Scrd As	Athlete	Yr	Scored Mark	Date	Pl. Pts.	Bonus	TOTAL
Scored bests come from PRE-SEASON DATA								
▶ 800m	7	Amanda RAUDABAUGH	SR	2:12.63	2/4/11	8	1.09	9.09
▶ 5000m	15	Katrina SPRATFORD	JR	17:25.35	2/4/11	0.9	0.00	0.90
▶ 4x400	17			3:52.81	2/19/11	0.3	0.00	0.30
▶ DMR	1			11:30.63	1/28/11	20	4.18	24.18
▶ PV	12	Megan BRESKI	JR	3.67m	12-½ 2/25/11	3	0.17	3.17
Team Total								37.64

20 **U-Mary** ▼ 3
Northern Sun Intercollegiate Conference

Event	Scrd As	Athlete	Yr	Scored Mark	Date	Pl. Pts.	Bonus	TOTAL
Scored bests come from CURRENT season								
▶ PENT	18	Tess JOHNSON	FR	3,232	12/9/11	0.6	0.00	0.60
Scored bests come from PRE-SEASON DATA								
▶ 60m	26	Nicketa COOMBS	JR	7.74	2/25/11	0.15	0.00	0.15
▶ 200m	16	Nicketa COOMBS	JR	25.15	1/21/11	0.8	0.24	1.04
▶ 400m	8	Nicketa COOMBS	JR	56.54	3/12/11	7	0.85	7.85
▶ 800m	27	Kayla CARLSON	SO	2:16.12	2/10/11	0.1	0.10	0.20
▶ Mile	4	Melissa AGNEW	JR	4:52.40	2/10/11	14	1.47	15.47
▶ Mile	20	Dakota WOLF	JR	4:59.29	2/10/11	0.45	0.10	0.55
▶ H60m	18	Janet JOHNSON	SO	8.71	2/25/11	0.6	0.12	0.72
▶ 4x400	12			3:52.30	2/10/11	0.8	0.06	0.86
▶ DMR	5			11:43.59	2/10/11	8	2.09	10.09
Team Total								37.54

21 **Virginia State** ▼ 1
Central Intercollegiate Athletic Association

Event	Scrd As	Athlete	Yr	Scored Mark	Date	Pl. Pts.	Bonus	TOTAL
Scored bests come from CURRENT season								
▶ 400m	2	Samantha EDWARDS	SR	55.07	A 1/14/12	18	2.78	20.78
▶ PENT	16	Shaundra COOK	JR	3,271	12/2/11	0.8	0.00	0.80
Scored bests come from PRE-SEASON DATA								
▶ 200m	7	Samantha EDWARDS	SR	24.59	3/12/11	8	1.30	9.30
▶ 4x400	9			3:50.17	3/12/11	2	0.81	2.81
▶ TJ	17	Shaundra COOK	JR	11.74m	38-6% 1/28/11	0.7	0.06	0.76
Team Total								34.45

"Scrd As", short for "Scored As", Standing used for place points portion of performance's score combining preseason data (when applied) to current season data

Numbers in BLACK are both the performance's actual NCAA rank AND "scored as" rank Numbers in RED indicate actual NCAA rank does not exist or is worse than "scored as" rank Numbers in BLUE indicate actual NCAA rank is better than "scored as" rank

USTFCCCA Non-Member

Non-Member Schools Will NOT be ranked, beginning Week 2



D denotes multiple-event rule in affect Only those who score >0.01 pts are shown

WOMEN

22



Northern Michigan 1

Great Lakes Intercollegiate Athletic Conference

Table with columns: Event, Scrd As, Athlete, Yr, Scored Mark, Date, Pl. Pts., Bonus, TOTAL. Includes current season and pre-season data for events like PV, TJ, PENT, 60m, HJ.

25



Emporia State 2

Mid-America Intercollegiate Athletics Association

Table with columns: Event, Scrd As, Athlete, Yr, Scored Mark, Date, Pl. Pts., Bonus, TOTAL. Includes current season and pre-season data for events like Mile, PV, 800m, WT.

23



CSU-Pueblo 15

Rocky Mountain Athletic Conference

Table with columns: Event, Scrd As, Athlete, Yr, Scored Mark, Date, Pl. Pts., Bonus, TOTAL. Includes current season and pre-season data for events like LJ, TJ, 60m, 200m.

26



Abilene Christian 2

Lone Star Conference

Table with columns: Event, Scrd As, Athlete, Yr, Scored Mark, Date, Pl. Pts., Bonus, TOTAL. Includes current season and pre-season data for events like H60m, 60m, 400m, 800m, TJ.

24



UC-Colorado Springs 1

Rocky Mountain Athletic Conference

Table with columns: Event, Scrd As, Athlete, Yr, Scored Mark, Date, Pl. Pts., Bonus, TOTAL. Includes pre-season data for events like HJ, PV, TJ.

27



Concord University 2

West Virginia Intercollegiate Athletic Conference

Table with columns: Event, Scrd As, Athlete, Yr, Scored Mark, Date, Pl. Pts., Bonus, TOTAL. Includes pre-season data for event 800m.

28



Northwood (Mich.) 1

Great Lakes Intercollegiate Athletic Conference

Table with columns: Event, Scrd As, Athlete, Yr, Scored Mark, Date, Pl. Pts., Bonus, TOTAL. Includes current season and pre-season data for events like SP, WT.

"Scrd As", short for "Scored As", Standing used for place points portion of performance's score combining preseason data (when applied) to current season data. Numbers in BLACK are both the performance's actual NCAA rank AND "scored as" rank. Numbers in RED indicate actual NCAA rank does not exist or is worse than "scored as" rank. Numbers in BLUE indicate actual NCAA rank is better than "scored as" rank. USTFCCCA Non-Member Non-Member Schools Will NOT be ranked, beginning Week 2



USTFCCCA NCAA Division II National Team Rankings

2012 Indoor Track & Field, Week #1

as of 1/24/2012 11:22:02 AM

D denotes multiple-event rule in affect
Only those who score >0.01 pts are shown

WOMEN

29



UMass Lowell

Northeast-10 Conference

▼ 3

Event	Scrd As	Athlete	Yr	Scored Mark	Date	Pl. Pts.	Bonus	TOTAL
Scored bests come from CURRENT season								
H60m	21	Ashley ZIELINSKI	SR	8.77	P 1/19/12	0.4	0.00	0.40
HJ	21	Antoinette TOUSSAINT	FR	1.68m	5-6 P 1/8/12	0.4	0.00	0.40
PENT	24	Antoinette TOUSSAINT	FR	3,178	1/20/12	0.25	0.00	0.25
Scored bests come from PRE-SEASON DATA								
400m	10	Shannon CUNNINGHAM	JR	56.79	2/11/11	5	0.59	5.59
400m	13	Nicole GIAQUINTO	JR	57.00	2/25/11	2	0.37	2.37
400m	23	Amy DELGADO	SR	57.59	1/28/11	0.3	0.01	0.31
800m	24	Karie JUDGE	SO	2:15.91	2/25/11	0.25	0.14	0.39
4x400	7			3:49.35	1/28/11	4	1.27	5.27
SP	11	Candace GREENE	SO	14.36m	47-1½ 2/17/11	4	0.45	4.45
Team Total								19.44

32



San Francisco State

California Collegiate Athletic Association

▼ 2

Event	Scrd As	Athlete	Yr	Scored Mark	Date	Pl. Pts.	Bonus	TOTAL
Scored bests come from CURRENT season								
60m	24	Keenya MCDANIEL	SO	7.72	P 1/20/12	0.25	0.00	0.25
SP	15	Luisa MUSIKA	JR	13.94m	45-9 P 1/20/12	0.9	0.04	0.94
Scored bests come from PRE-SEASON DATA								
200m	30	Carrie THOMAS	SR	25.46	2/4/11	0.02	0.00	0.02
4x400	4			3:48.23	3/12/11	11	1.92	12.92
TJ	12	Dominique KNOWLES	JR	11.88m	38-11½ 2/4/11	3	0.32	3.32
WT	30	Luisa MUSIKA	SR	16.35m	53-7% 2/11/11	0.02	0.00	0.02
Team Total								17.47

30



Truman State

Mid-America Intercollegiate Athletics Association

▲ 2

Event	Scrd As	Athlete	Yr	Scored Mark	Date	Pl. Pts.	Bonus	TOTAL
Scored bests come from CURRENT season								
WT	28	Rachel MCCARROLL	JR	16.59m	54-5½ P 12/9/11	0.07	0.00	0.07
Scored bests come from PRE-SEASON DATA								
5000m	23	Karen GRAUEL	JR	17:36.61	2/25/11	0.3	0.00	0.30
LJ	17	Jennifer ZWEIFEL	SR	5.70m	18-8½ 2/25/11	0.7	0.15	0.85
TJ	3	Jennifer ZWEIFEL	SR	12.19m	40-0 2/25/11	16	1.52	17.52
Team Total								18.75

33



Western Washington

Great Northwest Athletic Conference

▼ 2

Event	Scrd As	Athlete	Yr	Scored Mark	Date	Pl. Pts.	Bonus	TOTAL
Scored bests come from CURRENT season								
HJ	8	Brittany GRANDY	FR	1.73m	5-8 P 1/14/12	7	0.89	7.89
PV	19	Karis ANDERSON	JR	3.56m	11-8 P 1/14/12	0.5	0.00	0.50
Scored bests come from PRE-SEASON DATA								
400m	9	Eleanor SILER	SR	56.62	2/11/11	6	0.77	6.77
DMR	10			11:54.93	2/18/11	1	0.65	1.65
Team Total								16.80

31



Neb.-Kearney

Rocky Mountain Athletic Conference

▼ 3

Event	Scrd As	Athlete	Yr	Scored Mark	Date	Pl. Pts.	Bonus	TOTAL
Scored bests come from CURRENT season								
TJ	18	Nakuya SMITH	FR	11.71m	38-5 P 12/9/11	0.6	0.01	0.61
SP	14	Jackie ZIEMKE	JR	14.04m	46-¾ P 12/9/11	1	0.14	1.14
PENT	8	Jena ISAACSON	SR	3,565	P 12/9/11	7	0.92	7.92
Scored bests come from PRE-SEASON DATA								
800m	21	Marissa BONGERS	SO	2:15.57	2/18/11	0.4	0.21	0.61
LJ	8	Jena ISAACSON	SR	5.81m	19-¾ 2/12/11	7	0.70	7.70
Team Total								17.97

34



Bentley

Northeast-10 Conference

▲ 3

Event	Scrd As	Athlete	Yr	Scored Mark	Date	Pl. Pts.	Bonus	TOTAL
Scored bests come from PRE-SEASON DATA								
800m	4	Amy VARSELL	JR	2:12.03	2/25/11	14	1.44	15.44
Team Total								15.44

"Scrd As", short for "Scored As", Standing used for place points portion of performance's score combining preseason data (when applied) to current season data

Numbers in BLACK are both the performance's actual NCAA rank AND "scored as" rank Numbers in RED indicate actual NCAA rank does not exist or is worse than "scored as" rank Numbers in BLUE indicate actual NCAA rank is better than "scored as" rank

USTFCCCA Non-Member

Non-Member Schools Will NOT be ranked, beginning Week 2



D denotes multiple-event rule in affect
Only those who score >0.01 pts are shown

WOMEN

35 **Winston-Salem State** ▼ **2**
Central Intercollegiate Athletic Association

Event	Scrd As	Athlete	Yr	Scored Mark	Date	Pl. Pts.	Bonus	TOTAL	
Scored bests come from PRE-SEASON DATA									
▶ 400m	16	Kristi BAPTISTE	SO	57.13	2/18/11	0.8	0.25	1.05	
▶ 800m	29	Brittney KILLEBREW	SO	2:16.28	2/25/11	0.05	0.07	0.12	
▶ LJ	9	Dedricka THOMAS	SO	5.77m	18-11½	2/12/11	6	0.44	6.44
▶ TJ	8	Dedricka THOMAS	SO	11.98m	39-3¾	2/12/11	7	0.65	7.65
Team Total								15.25	

36 **New Haven** ▼ **1**
Northeast-10 Conference

Event	Scrd As	Athlete	Yr	Scored Mark	Date	Pl. Pts.	Bonus	TOTAL		
Scored bests come from CURRENT season										
▶ TJ	29	Tiara MITCHELL	FR	11.50m	37-8¾	P	1/14/12	0.05	0.00	0.05
Scored bests come from PRE-SEASON DATA										
▶ 60m	7	Ada UDAYA	SO	7.53	3/12/11	8	1.08	9.08		
▶ 200m	10	Ada UDAYA	SO	24.99	2/25/11	5	0.43	5.43		
▶ 4x400	20			3:53.89	2/25/11	0.05	0.00	0.05		
▶ HJ	25	Calista HUTCHINSON	SR	1.67m	5-5¾	2/17/11	0.2	0.00	0.20	
Team Total								14.81		

37 **Pittsburg State** ▼ **1**
Mid-America Intercollegiate Athletics Association

Event	Scrd As	Athlete	Yr	Scored Mark	Date	Pl. Pts.	Bonus	TOTAL		
Scored bests come from CURRENT season										
▶ TJ	24	Jalexis PETERSON	JR	11.59m	38-¾	P	12/3/11	0.25	0.00	0.25
▶ WT	24	Heidi SMITH	SR	16.75m	54-11½	P	12/3/11	0.25	0.00	0.25
Scored bests come from PRE-SEASON DATA										
▶ 800m	12	Emily BALLOCK	SR	2:13.60	3/12/11	3	0.69	3.69		
▶ SP	9	Heidi SMITH	SR	14.51m	47-7¾	2/11/11	6	0.60	6.60	
▶ SP	12	Larissa RICHARDS	SR	14.30m	46-11	3/12/11	3	0.39	3.39	
Team Total								14.19		

38 **Tiffin** ▼ **4**
Great Lakes Intercollegiate Athletic Conference

Event	Scrd As	Athlete	Yr	Scored Mark	Date	Pl. Pts.	Bonus	TOTAL		
Scored bests come from CURRENT season										
▶ HJ	30	Lynzi DAUGHENBAUGH	SO	1.66m	5-5¾	12/9/11	0.02	0.00	0.02	
▶ LJ	14	D'Wanda FORD	FR	5.71m	18-9	P	12/3/11	1	0.19	1.19
▶ TJ	21	Marielle SEGBOR	FR	11.67m	38-3¾	P	12/3/11	0.4	0.00	0.40
▶ SP	13	Katherine GERHARDT	FR	14.14m	46-4¾	P	12/3/11	2	0.24	2.24
▶ SP	21	Ashley DEWITT	SO	13.84m	45-5	P	1/21/12	0.4	0.00	0.40
▶ WT	13	Ashley DEWITT	SO	17.96m	58-11¾	P	12/3/11	2	0.20	2.20
▶ PENT	9	Lynzi DAUGHENBAUGH	SO	3,533		P	12/9/11	6	0.74	6.74
Team Total								13.18		

39 **Cal State LA** unch
California Collegiate Athletic Association

Event	Scrd As	Athlete	Yr	Scored Mark	Date	Pl. Pts.	Bonus	TOTAL
Scored bests come from PRE-SEASON DATA								
▶ 800m	17	Valerie SANCHEZ	JR	2:15.36	2/11/11	0.7	0.25	0.95
▶ 800m	19	Justina SADAUSKAITE	SR	2:15.45	2/26/11	0.5	0.23	0.73
▶ PENT	6	Tuekeha HUNTLEY	SR	3,610	2/5/11	10	1.18	11.18
Team Total								12.85

40 **Cal State Stanislaus** unch
California Collegiate Athletic Association


Event	Scrd As	Athlete	Yr	Scored Mark	Date	Pl. Pts.	Bonus	TOTAL		
Scored bests come from CURRENT season										
▶ PV	17	Sian MORGAN	FR	3.62m	11-10¾	P	1/20/12	0.7	0.00	0.70
Scored bests come from PRE-SEASON DATA										
▶ PV	6	Alycia WAGNER	SR	3.83m	12-6¾	3/12/11	10	1.19	11.19	
Team Total								11.89		

"Scrd As", short for "Scored As", Standing used for place points portion of performance's score combining preseason data (when applied) to current season data
 Numbers in BLACK are both the performance's actual NCAA rank AND "scored as" rank Numbers in RED indicate actual NCAA rank does not exist or is worse than "scored as" rank Numbers in BLUE indicate actual NCAA rank is better than "scored as" rank
USTFCCCA Non-Member Non-Member Schools Will NOT be ranked, beginning Week 2




D denotes multiple-event rule in affect
Only those who score >0.01 pts are shown


WOMEN

41  **Winona State** ▲ 5
Northern Sun Intercollegiate Conference


Event	Scrd As	Athlete	Yr	Scored Mark	Date	Pl. Pts.	Bonus	TOTAL	
Scored bests come from CURRENT season									
▶ WT	11	Michelle POTTER	SR	18.19m	59-8¼ P	1/21/12	4	0.37	4.37
▶ WT	17	Jenny SCHULER	SR	17.41m	57-1½ P	12/3/11	0.7	0.00	0.70
Scored bests come from PRE-SEASON DATA									
▶ 60m	11	Caitlin DHEIN	SR	7.60		2/5/11	4	0.45	4.45
▶ LJ	24	Abby ALBERS	SO	5.66m	18-7	12/4/10	0.25	0.02	0.27
▶ SP	20	Alissa RAUSCH	SO	13.87m	45-6¼	1/28/11	0.45	0.00	0.45
▶ SP	22	Shanai GUIDER	JR	13.78m	45-2½	1/22/11	0.35	0.00	0.35
▶ WT	25	Shanai GUIDER	JR	16.64m	54-7¼	2/25/11	0.2	0.00	0.20
▶ WT	29	Megan ELLIOTT	JR	16.44m	53-11¼	2/25/11	0.05	0.00	0.05
Team Total								10.85	

42  **UW-Parkside** ▼ 1
Great Lakes Valley Conference


Event	Scrd As	Athlete	Yr	Scored Mark	Date	Pl. Pts.	Bonus	TOTAL	
Scored bests come from CURRENT season									
▶ 5000m	14	Hope CHRISTIE	SR	17:01.04		12/2/11	1	0.30	1.30
Scored bests come from PRE-SEASON DATA									
▶ Mile	8	Hope CHRISTIE	SR	4:54.57		2/11/11	7	0.96	7.96
▶ DMR	14			12:01.36		2/11/11	0.6	0.04	0.64
Team Total								9.89	

43  **MSU Moorhead** ▲ 33
Northern Sun Intercollegiate Conference


Event	Scrd As	Athlete	Yr	Scored Mark	Date	Pl. Pts.	Bonus	TOTAL	
Scored bests come from CURRENT season									
▶ Mile	7	Anna VANWECHEL	SR	4:54.33		1/20/12	8	1.01	9.01
Team Total								9.01	

44  **Chadron State** ▼ 2
Rocky Mountain Athletic Conference

Event	Scrd As	Athlete	Yr	Scored Mark	Date	Pl. Pts.	Bonus	TOTAL	
Scored bests come from PRE-SEASON DATA									
▶ 60m	23	Monique FAIR	JR	7.71		2/25/11	0.3	0.00	0.30
▶ 200m	19	Monique FAIR	JR	25.24		2/18/11	0.5	0.13	0.63
▶ 800m	26	Ashley RIESEN	JR	2:16.01		2/18/11	0.15	0.12	0.27
▶ HJ	9	Jazmyn WEBSTER	SO	1.72m	5-7¼	2/25/11	6	0.61	6.61
▶ SP	28	Brittney GRAHAM	SO	13.44m	44-1¼	12/10/10	0.07	0.00	0.07
Team Total								7.88	

45  **Slippery Rock** ▲ 2
Pennsylvania State Athletic Conference

Event	Scrd As	Athlete	Yr	Scored Mark	Date	Pl. Pts.	Bonus	TOTAL	
Scored bests come from CURRENT season									
▶ PV	9	Julia CAIN	SO	3.80m	12-5¼ P	12/9/11	6	0.91	6.91
Scored bests come from PRE-SEASON DATA									
▶ 800m	34	Caitlin HANCOX	SR	2:16.42		2/11/11		0.04	0.04
▶ DMR	16			12:02.41		2/25/11	0.4	0.00	0.40
▶ PV	23	Angela SCHROEDER	JR	3.52m	11-6¼	2/25/11	0.3	0.00	0.30
▶ PV	27	Kelly FISHER	SR	3.51m	11-6¼	2/19/11	0.1	0.00	0.10
Team Total								7.75	

46  **American International** ▼ 3
Northeast-10 Conference

Event	Scrd As	Athlete	Yr	Scored Mark	Date	Pl. Pts.	Bonus	TOTAL	
Scored bests come from CURRENT season									
▶ WT	9	Bidemi BALOGUN	SR	18.65m	61-2¼ A	12/10/11	6	0.83	6.83
Scored bests come from PRE-SEASON DATA									
▶ 5000m	16	Jeptui CHERUTICH	SO	17:26.15		2/25/11	0.8	0.00	0.80
▶ LJ	27	Starr NATHAN	JR	5.58m	18-3¼	2/17/11	0.1	0.00	0.10
Team Total								7.73	

"Scrd As", short for "Scored As", Standing used for place points portion of performance's score combining preseason data (when applied) to current season data
 Numbers in BLACK are both the performance's actual NCAA rank AND "scored as" rank Numbers in RED indicate actual NCAA rank does not exist or is worse than "scored as" rank Numbers in BLUE indicate actual NCAA rank is better than "scored as" rank
USTFCCCA Non-Member Non-Member Schools Will NOT be ranked, beginning Week 2



D denotes multiple-event rule in affect Only those who score >0.01 pts are shown

WOMEN

47 **Lewis** ▲ 1
Great Lakes Valley Conference

Event	Scrd As	Athlete	Yr	Scored Mark	Date	Pl. Pts.	Bonus	TOTAL
Scored bests come from CURRENT season								
▶ 60m	29	Shakea MERCER	FR	7.75	P 1/13/12	0.05	0.00	0.05
▶ HJ	11	Samantha LINCK	SR	1.71m	5-7¼ P 1/20/12	4	0.37	4.37
▶ TJ	25	Karissa HOFFMAN	SR	11.52m	37-9½ P 1/13/12	0.2	0.00	0.20
▶ PENT	28	Samantha LINCK	SR	3,139	12/9/11	0.07	0.00	0.07
Scored bests come from PRE-SEASON DATA								
▶ 800m	16	Julie JARRETT	SR	2:15.31	1/28/11	0.8	0.26	1.06
▶ DMR	11			11:57.77	1/28/11	0.9	0.36	1.26
▶ PENT	29	Megan MARCHILDON	SO	3,127	2/25/11	0.05	0.00	0.05
Team Total						7.06		

48 **Lenoir-Rhyne** ▲ 1
South Atlantic Conference

Event	Scrd As	Athlete	Yr	Scored Mark	Date	Pl. Pts.	Bonus	TOTAL
Scored bests come from PRE-SEASON DATA								
▶ Mile	30	Kate GRIEWISCH	SR	5:02.32	1/21/11	0.02	0.00	0.02
▶ 5000m	9	Kate GRIEWISCH	SR	16:46.83	2/11/11	6	1.00	7.00
Team Total						7.02		

49 **Colorado Mesa** ▼ 4
Rocky Mountain Athletic Conference

Event	Scrd As	Athlete	Yr	Scored Mark	Date	Pl. Pts.	Bonus	TOTAL
Scored bests come from PRE-SEASON DATA								
▶ Mile	9	Alexis SKARDA	JR	4:54.78	2/11/11	6	0.91	6.91
Team Total						6.91		

50 **Molloy** ▲ 47
East Coast Conference

Event	Scrd As	Athlete	Yr	Scored Mark	Date	Pl. Pts.	Bonus	TOTAL
Scored bests come from CURRENT season								
▶ LJ	9	Stephanie MEYER	FR	5.77m	18-11¼ P 1/20/12	6	0.44	6.44
▶ TJ	22	Atinuke ADEBOWALE	JR	11.66m	38-3¼ P 1/20/12	0.35	0.00	0.35
Team Total						6.79		

51 **Incarnate Word** ▼ 7
Lone Star Conference

Event	Scrd As	Athlete	Yr	Scored Mark	Date	Pl. Pts.	Bonus	TOTAL
Scored bests come from PRE-SEASON DATA								
▶ 200m	9	Elodie BARRE'	SO	24.93	2/18/11	6	0.50	6.50
Team Total						6.50		

52 **Cal State Dominguez H** ▲ 44
California Collegiate Athletic Association

Event	Scrd As	Athlete	Yr	Scored Mark	Date	Pl. Pts.	Bonus	TOTAL
Scored bests come from CURRENT season								
▶ H60m	9	Chanel PARKER	SR	8.59	P 1/20/12	6	0.49	6.49
Team Total						6.49		

53 **St. Cloud State** ▼ 2
Northern Sun Intercollegiate Conference

Event	Scrd As	Athlete	Yr	Scored Mark	Date	Pl. Pts.	Bonus	TOTAL
Scored bests come from PRE-SEASON DATA								
▶ 800m	11	Roshane BORELAND	SR	2:13.48	3/12/11	4	0.74	4.74
▶ SP	18	Rebecca KITZMAN	SR	13.90m	45-7¼ 2/12/11	0.6	0.00	0.60
▶ PENT	21	Angela WALHOVD	SR	3,190	2/25/11	0.4	0.00	0.40
Team Total						5.74		

54 **Minnesota Duluth** ▲ 2
Northern Sun Intercollegiate Conference


Event	Scrd As	Athlete	Yr	Scored Mark	Date	Pl. Pts.	Bonus	TOTAL
Scored bests come from CURRENT season								
▶ WT	20	Megan STROH	SR	16.82m	55-2¼ P 1/13/12	0.45	0.00	0.45
Scored bests come from PRE-SEASON DATA								
▶ 800m	34	Carolyn WARDELL	SR	2:16.42	2/25/11		0.04	0.04
▶ 5000m	12	Morgan PLACE	SR	16:49.01	2/25/11	3	0.87	3.87
▶ DMR	13			12:00.67	2/19/11	0.7	0.07	0.77
Team Total						5.13		

"Scrd As", short for "Scored As", Standing used for place points portion of performance's score combining preseason data (when applied) to current season data
 Numbers in BLACK are both the performance's actual NCAA rank AND "scored as" rank Numbers in RED indicate actual NCAA rank does not exist or is worse than "scored as" rank Numbers in BLUE indicate actual NCAA rank is better than "scored as" rank
 USTFCCCA Non-Member Non-Member Schools Will NOT be ranked, beginning Week 2




D denotes multiple-event rule in affect
Only those who score >0.01 pts are shown


WOMEN

55  **Millersville** ▲ 2
Pennsylvania State Athletic Conference


Event	Scrd As	Athlete	Yr	Scored Mark	Date	Pl. Pts.	Bonus	TOTAL
Scored bests come from PRE-SEASON DATA								
▶ 5000m	11	Elicia ANDERSON	SR	16:48.61	2/25/11	4	0.89	4.89
▶ TJ	28	Katherine LENNEX	JR	11.51m	37-9%	0.07	0.00	0.07
Team Total								4.96

56  **Cheyney** ▲ 2
Pennsylvania State Athletic Conference


Event	Scrd As	Athlete	Yr	Scored Mark	Date	Pl. Pts.	Bonus	TOTAL
Scored bests come from CURRENT season								
▶ 60m	11	Simone CARTER	JR	7.60	P 1/14/12	4	0.45	4.45
▶ 200m	25	Simone CARTER	JR	25.40	P 1/14/12	0.2	0.00	0.20
Team Total								4.65

57  **Ferris State** ▼ 5
Great Lakes Intercollegiate Athletic Conference


Event	Scrd As	Athlete	Yr	Scored Mark	Date	Pl. Pts.	Bonus	TOTAL
Scored bests come from CURRENT season								
▶ Mile	25	Christina MUIR	SR	5:01.19	P 1/20/12	0.2	0.00	0.20
▶ WT	23	Jessica PILLING	SO	16.76m	55-0 P 1/20/12	0.3	0.00	0.30
Scored bests come from PRE-SEASON DATA								
▶ 400m	26	Zoey HOHMANN	JR	57.64	2/18/11	0.15	0.00	0.15
▶ Mile	13	Samantha JOHNSON	SO	4:56.85	2/18/11	2	0.45	2.45
▶ 5000m	20	Brittany ANDERSON	SO	17:31.12	2/11/11	0.45	0.00	0.45
▶ DMR	12			11:58.99	2/25/11	0.8	0.23	1.03
Team Total								4.58

58  **Kentucky State** ▼ 4
Southern Intercollegiate Athletic Conference


Event	Scrd As	Athlete	Yr	Scored Mark	Date	Pl. Pts.	Bonus	TOTAL
Scored bests come from PRE-SEASON DATA								
▶ H60m	11	Ebone WASHINGTON	SR	8.63	1/22/11	4	0.32	4.32
Team Total								4.32

59  **Central Washington** ▲ 1
Great Northwest Athletic Conference

Event	Scrd As	Athlete	Yr	Scored Mark	Date	Pl. Pts.	Bonus	TOTAL
Scored bests come from PRE-SEASON DATA								
▶ PV	12	Becca CLARK	SO	3.67m	12-½ 2/18/11	3	0.17	3.17
▶ PV	23	Kaitlin DAVIS	SR	3.52m	11-6½ 2/18/11	0.3	0.00	0.30
▶ TJ	18	Katharine LOTZE	JR	11.71m	38-5 2/18/11	0.6	0.01	0.61
▶ SP	29	Shaina AFOA	SO	13.43m	44-¾ 2/18/11	0.05	0.00	0.05
Team Total								4.14

60  **Lock Haven** ▼ 10
Pennsylvania State Athletic Conference

Event	Scrd As	Athlete	Yr	Scored Mark	Date	Pl. Pts.	Bonus	TOTAL
Scored bests come from CURRENT season								
▶ WT	16	Vanita MOSES	SR	17.81m	58-5½ P 12/3/11	0.8	0.09	0.89
Scored bests come from PRE-SEASON DATA								
▶ 5000m	17	Lindsey LAMBERT	SR	17:27.91	2/11/11	0.7	0.00	0.70
▶ HJ	13	Brittany WHITMER	SO	1.70m	5-7 1/21/11	2	0.24	2.24
Team Total								3.83

61  **Fort Hays State** ▼ 8
Mid-America Intercollegiate Athletics Association

Event	Scrd As	Athlete	Yr	Scored Mark	Date	Pl. Pts.	Bonus	TOTAL
Scored bests come from CURRENT season								
▶ LJ	17	Anna EIGRUBER	SO	5.70m	18-8½ P 1/21/12	0.7	0.15	0.85
▶ TJ	25	Ashli DRYDEN	SO	11.52m	37-9½ P 1/21/12	0.2	0.00	0.20
▶ PENT	19	Anna EIGRUBER	SO	3,214	12/9/11	0.5	0.00	0.50
Scored bests come from PRE-SEASON DATA								
▶ HJ	13	Gabriella SARAVIA	SO	1.70m	5-7 2/18/11	2	0.24	2.24
Team Total								3.79

"Scrd As", short for "Scored As", Standing used for place points portion of performance's score combining preseason data (when applied) to current season data


Numbers in BLACK are both the performance's actual NCAA rank AND "scored as" rank Numbers in RED indicate actual NCAA rank does not exist or is worse than "scored as" rank Numbers in BLUE indicate actual NCAA rank is better than "scored as" rank

USTFCCCA Non-Member Non-Member Schools Will NOT be ranked, beginning Week 2




D denotes multiple-event rule in affect
Only those who score >0.01 pts are shown


WOMEN

62  **Kutztown** ▼ 1
Pennsylvania State Athletic Conference


Event	Scrd As	Athlete	Yr	Scored Mark	Date	Pl. Pts.	Bonus	TOTAL
Scored bests come from PRE-SEASON DATA								
▶ 5000m	28	Becca BRANDT	JR	17:46.54	2/25/11	0.07	0.00	0.07
▶ DMR	9			11:53.25	2/11/11	2	0.82	2.82
▶ SP	17	April DOYLE	JR	13.91m 45-7½	1/28/11	0.7	0.01	0.71
Team Total								3.60

63  **Indianapolis** ▼ 8
Great Lakes Valley Conference


Event	Scrd As	Athlete	Yr	Scored Mark	Date	Pl. Pts.	Bonus	TOTAL
Scored bests come from PRE-SEASON DATA								
▶ 60m	29	Angelique MCNEAL	SR	7.75	2/25/11	0.05	0.00	0.05
▶ 200m	12	Angelique MCNEAL	SR	25.04	2/25/11	3	0.37	3.37
▶ 400m	27	Kierra ALLEN	SR	57.65	2/25/11	0.1	0.00	0.10
▶ LJ	28	Valerie WAGNER	JR	5.56m 18-3	2/25/11	0.07	0.00	0.07
Team Total								3.59

64  **Colorado Mines** ▼ 2
Rocky Mountain Athletic Conference


Event	Scrd As	Athlete	Yr	Scored Mark	Date	Pl. Pts.	Bonus	TOTAL
Scored bests come from PRE-SEASON DATA								
▶ PV	12	Briana SUPPES	SR	3.67m 12-½	2/18/11	3	0.17	3.17
Team Total								3.17

64  **Mansfield** ▼ 2
Pennsylvania State Athletic Conference


Event	Scrd As	Athlete	Yr	Scored Mark	Date	Pl. Pts.	Bonus	TOTAL
Scored bests come from PRE-SEASON DATA								
▶ PV	12	Alexa TSIKNAS	JR	3.67m 12-½	2/25/11	3	0.17	3.17
Team Total								3.17

66  **Southwest Baptist** unch
Mid-America Intercollegiate Athletics Association


Event	Scrd As	Athlete	Yr	Scored Mark	Date	Pl. Pts.	Bonus	TOTAL
Scored bests come from CURRENT season								
▶ 60m	24	Corie CHUNING	JR	7.72	P 12/3/11	0.25	0.00	0.25
▶ 400m	24	Emma SHELL	SO	57.61	P 1/20/12	0.25	0.00	0.25
Scored bests come from PRE-SEASON DATA								
▶ 4x400	10			3:50.31	2/18/11	1	0.76	1.76
Team Total								2.26

67  **Central Oklahoma** ▼ 8
Lone Star Conference

Event	Scrd As	Athlete	Yr	Scored Mark	Date	Pl. Pts.	Bonus	TOTAL
Scored bests come from PRE-SEASON DATA								
▶ HJ	13	Lacey RHODES	SO	1.70m 5-7	1/29/11	2	0.24	2.24
Team Total								2.24

68  **Lake Superior State** ▼ 3
Great Lakes Intercollegiate Athletic Conference

Event	Scrd As	Athlete	Yr	Scored Mark	Date	Pl. Pts.	Bonus	TOTAL
Scored bests come from CURRENT season								
▶ H60m	15	Leslie MITCHELL	FR	8.68	P 12/2/11	0.9	0.19	1.09
▶ H60m	18	Sashawna BENNETT	SO	8.71	P 12/2/11	0.6	0.12	0.72
Team Total								1.81

69  **Seattle Pacific** ▼ 2
Great Northwest Athletic Conference

Event	Scrd As	Athlete	Yr	Scored Mark	Date	Pl. Pts.	Bonus	TOTAL
Scored bests come from CURRENT season								
▶ HJ	21	Ali WORTHEN	JR	1.68m 5-6	P 1/14/12	0.4	0.00	0.40
Scored bests come from PRE-SEASON DATA								
▶ 400m	28	Kishia MITCHELL	SO	57.68	2/11/11	0.07	0.00	0.07
▶ 5000m	24	Natty PLUNKETT	SR	17:39.04	1/28/11	0.25	0.00	0.25
▶ DMR	19			12:12.47	2/26/11	0.1	0.00	0.10
▶ PENT	15	Katy GROSS	JR	3,297	2/18/11	0.9	0.03	0.93
Team Total								1.75

"Scrd As", short for "Scored As", Standing used for place points portion of performance's score combining preseason data (when applied) to current season data
 Numbers in BLACK are both the performance's actual NCAA rank AND "scored as" rank Numbers in RED indicate actual NCAA rank does not exist or is worse than "scored as" rank Numbers in BLUE indicate actual NCAA rank is better than "scored as" rank
USTFCCCA Non-Member Non-Member Schools Will NOT be ranked, beginning Week 2



D denotes multiple-event rule in affect
Only those who score >0.01 pts are shown

WOMEN

70 **Alabama-Huntsville** ▼ **2**
Gulf South Conference

Event	Scrd As	Athlete	Yr	Scored Mark	Date	Pl. Pts.	Bonus	TOTAL
Scored bests come from CURRENT season								
▶ 60m	22	Kedeshia SIMPSON	JR	7.70	P 1/12/12	0.35	0.00	0.35
Scored bests come from PRE-SEASON DATA								
▶ 60m	14	Latrice JOHNSON	SR	7.62	2/19/11	1	0.34	1.34
Team Total								1.69

74 **Minnesota State** ▼ **3**
Northern Sun Intercollegiate Conference

Event	Scrd As	Athlete	Yr	Scored Mark	Date	Pl. Pts.	Bonus	TOTAL
Scored bests come from PRE-SEASON DATA								
▶ 800m	18	Rheindie RICHEMOND	SO	2:15.44	2/25/11	0.6	0.23	0.83
▶ PV	20	Aubrie BOWERS	SO	3.55m	11-7% 1/22/11	0.45	0.00	0.45
Team Total								1.28

71 **Saginaw Valley State** ▼ **2**
Great Lakes Intercollegiate Athletic Conference

Event	Scrd As	Athlete	Yr	Scored Mark	Date	Pl. Pts.	Bonus	TOTAL
Scored bests come from CURRENT season								
▶ Mile	27	Ashley MEYER	JR	5:01.41	P 12/2/11	0.1	0.00	0.10
Scored bests come from PRE-SEASON DATA								
▶ 800m	22	Alycia WRIGHT	SR	2:15.63	2/11/11	0.35	0.19	0.54
▶ DMR	20			12:13.43	2/25/11	0.05	0.00	0.05
▶ PV	16	Elizabeth WILFORD	SR	3.66m	12-0 1/14/11	0.8	0.13	0.93
Team Total								1.62

75 **Western Oregon** ▼ **1**
Great Northwest Athletic Conference

Event	Scrd As	Athlete	Yr	Scored Mark	Date	Pl. Pts.	Bonus	TOTAL
Scored bests come from CURRENT season								
▶ TJ	15	Ashley POTTER	SR	11.79m	38-8% P 1/14/12	0.9	0.14	1.04
Scored bests come from PRE-SEASON DATA								
▶ 800m	28	Janelle EVERETTS	SR	2:16.26	1/28/11	0.07	0.07	0.14
▶ HJ	30	Katie PELCHAR	SO	1.66m	5-5% 2/18/11	0.02	0.00	0.02
Team Total								1.20

72 **Harding** ▼ **2**
Great American Conference

Event	Scrd As	Athlete	Yr	Scored Mark	Date	Pl. Pts.	Bonus	TOTAL
Scored bests come from CURRENT season								
▶ 60m	14	Cathy EBENJA	SR	7.62	P 12/2/11	1	0.34	1.34
Scored bests come from PRE-SEASON DATA								
▶ 200m	29	Portia BELL	SO	25.45	2/18/11	0.05	0.00	0.05
Team Total								1.39

76 **Benedict** ▼ **4**
Southern Intercollegiate Athletic Conference

Event	Scrd As	Athlete	Yr	Scored Mark	Date	Pl. Pts.	Bonus	TOTAL
Scored bests come from PRE-SEASON DATA								
▶ 200m	16	Camille CLEMMONS-JAMES	SR	25.15	2/19/11	0.8	0.24	1.04
Team Total								1.04

73 **Anderson (S.C.)** ▼ **9**
South Atlantic Conference

Event	Scrd As	Athlete	Yr	Scored Mark	Date	Pl. Pts.	Bonus	TOTAL
Scored bests come from PRE-SEASON DATA								
▶ Mile	14	Whitney BISHOFF	SR	4:57.25	2/19/11	1	0.36	1.36
Team Total								1.36

77 **Central State** ▼ **2**
Independent (DII)

Event	Scrd As	Athlete	Yr	Scored Mark	Date	Pl. Pts.	Bonus	TOTAL
Scored bests come from PRE-SEASON DATA								
▶ 400m	17	Brittany BROWN	JR	57.18	1/21/11	0.7	0.22	0.92
Team Total								0.92

"Scrd As", short for "Scored As", Standing used for place points portion of performance's score combining preseason data (when applied) to current season data
Numbers in BLACK are both the performance's actual NCAA rank AND "scored as" rank Numbers in RED indicate actual NCAA rank does not exist or is worse than "scored as" rank Numbers in BLUE indicate actual NCAA rank is better than "scored as" rank
USTFCCCA Non-Member Non-Member Schools Will NOT be ranked, beginning Week 2



D denotes multiple-event rule in affect
Only those who score >0.01 pts are shown

WOMEN

78 **Saint Rose** **unch**
Northeast-10 Conference

Event	Scrd As	Athlete	Yr	Scored Mark	Date	Pl. Pts.	Bonus	TOTAL
Scored bests come from PRE-SEASON DATA								
TJ	16	Soroya HUDSON	SO	11.75m 38-6%	2/25/11	0.8	0.08	0.88
Team Total								0.88

79 **Indiana (Pa.)** **▼ 6**
Pennsylvania State Athletic Conference

Event	Scrd As	Athlete	Yr	Scored Mark	Date	Pl. Pts.	Bonus	TOTAL
Scored bests come from PRE-SEASON DATA								
LJ	17	Laurie AJAVON	JR	5.70m 18-8%	2/25/11	0.7	0.15	0.85
Team Total								0.85

80 **East Stroudsburg** **unch**
Pennsylvania State Athletic Conference

Event	Scrd As	Athlete	Yr	Scored Mark	Date	Pl. Pts.	Bonus	TOTAL
Scored bests come from CURRENT season								
5000m	26	Rosie MASCOLI	JR	17:42.89	1/20/12	0.15	0.00	0.15
Scored bests come from PRE-SEASON DATA								
5000m	21	Corinne FITZGERALD	JR	17:31.83	2/11/11	0.4	0.00	0.40
PV	23	Laura BEIMFOHR	SO	3.52m 11-6%	2/25/11	0.3	0.00	0.30
Team Total								0.85

81 **West Chester** **▼ 4**
Pennsylvania State Athletic Conference

Event	Scrd As	Athlete	Yr	Scored Mark	Date	Pl. Pts.	Bonus	TOTAL
Scored bests come from PRE-SEASON DATA								
400m	18	Nicole SMITH	JR	57.20	2/11/11	0.6	0.21	0.81
Team Total								0.81

82 **Northern State** **▼ 1**
Northern Sun Intercollegiate Conference

Event	Scrd As	Athlete	Yr	Scored Mark	Date	Pl. Pts.	Bonus	TOTAL
Scored bests come from CURRENT season								
PV	30	Calley WORTH	SO	3.50m 11-5%	P 1/21/12	0.02	0.00	0.02
Scored bests come from PRE-SEASON DATA								
SP	18	Melodi BOKE	SR	13.90m 45-7%	1/21/11	0.6	0.00	0.60
Team Total								0.62

83 **Southern Indiana** **unch**
Great Lakes Valley Conference

Event	Scrd As	Athlete	Yr	Scored Mark	Date	Pl. Pts.	Bonus	TOTAL
Scored bests come from PRE-SEASON DATA								
5000m	18	Jackie HENDERSON	SR	17:28.19	2/11/11	0.6	0.00	0.60
Team Total								0.60

84 **Northwest Missouri** **▼ 5**
Mid-America Intercollegiate Athletics Association

Event	Scrd As	Athlete	Yr	Scored Mark	Date	Pl. Pts.	Bonus	TOTAL
Scored bests come from CURRENT season								
SP	26	Lekiesha MCKNIGHT	JR	13.51m 44-4	P 1/13/12	0.15	0.00	0.15
PENT	22	Chloe WICHMAN	FR	3,188	12/9/11	0.35	0.00	0.35
Scored bests come from PRE-SEASON DATA								
LJ	28	Megan DAVIS	JR	5.56m 18-3	2/12/11	0.07	0.00	0.07
Team Total								0.57

85 **Bellarmino** **▲ 2**
Great Lakes Valley Conference

Event	Scrd As	Athlete	Yr	Scored Mark	Date	Pl. Pts.	Bonus	TOTAL
Scored bests come from PRE-SEASON DATA								
DMR	15			12:01.53	2/25/11	0.5	0.03	0.53
Team Total								0.53

"Scrd As", short for "Scored As", Standing used for place points portion of performance's score combining preseason data (when applied) to current season data
 Numbers in BLACK are both the performance's actual NCAA rank AND "scored as" rank Numbers in RED indicate actual NCAA rank does not exist or is worse than "scored as" rank Numbers in BLUE indicate actual NCAA rank is better than "scored as" rank
USTFCCCA Non-Member Non-Member Schools Will NOT be ranked, beginning Week 2



D denotes multiple-event rule in affect
Only those who score >0.01 pts are shown

WOMEN

86 **Claflin** ▼ 2
Southern Intercollegiate Athletic Conference

Event	Scrd As	Athlete	Yr	Scored Mark	Date	Pl. Pts.	Bonus	TOTAL
Scored bests come from PRE-SEASON DATA								
▶ 200m	21	Tanekka BROWN	SR	25.26	2/19/11	0.4	0.11	0.51
Team Total								0.51

87 **Northwest Nazarene** ▼ 2
Great Northwest Athletic Conference

Event	Scrd As	Athlete	Yr	Scored Mark	Date	Pl. Pts.	Bonus	TOTAL
Scored bests come from CURRENT season								
▶ SP	24	Joy WARRINGTON	SR	13.70m	44-11% P 1/14/12	0.25	0.00	0.25
Scored bests come from PRE-SEASON DATA								
▶ DMR	18			12:04.25	2/18/11	0.2	0.00	0.20
▶ PV	30	Chelsea BARR	JR	3.50m	11-5% 1/28/11	0.02	0.00	0.02
Team Total								0.47

88 **Livingstone** unch
Central Intercollegiate Athletic Association

Event	Scrd As	Athlete	Yr	Scored Mark	Date	Pl. Pts.	Bonus	TOTAL
Scored bests come from CURRENT season								
▶ HJ	21	Brittany BURTON	FR	1.68m	5-6 P 12/2/11	0.4	0.00	0.40
Team Total								0.40

89 **Virginia Union** ▼ 7
Central Intercollegiate Athletic Association

Event	Scrd As	Athlete	Yr	Scored Mark	Date	Pl. Pts.	Bonus	TOTAL
Scored bests come from CURRENT season								
▶ LJ	23	Brittany ABRAHAM	SR	5.67m	18-7¼ P 1/13/12	0.3	0.06	0.36
Team Total								0.36

90 **Georgian Court** ▲ 1
Central Atlantic Collegiate Conference

Event	Scrd As	Athlete	Yr	Scored Mark	Date	Pl. Pts.	Bonus	TOTAL
Scored bests come from CURRENT season								
▶ HJ	25	Mary SANCILIO	JR	1.67m	5-5¼ P 1/20/12	0.2	0.00	0.20
▶ WT	26	Alyssa HUDGINS	JR	16.63m	54-6% P 1/13/12	0.15	0.00	0.15
Team Total								0.35

91 **Bowie State** ▼ 5
Central Intercollegiate Athletic Association

Event	Scrd As	Athlete	Yr	Scored Mark	Date	Pl. Pts.	Bonus	TOTAL
Scored bests come from CURRENT season								
▶ SP	30	Brelyn FINLEY	SO	13.38m	43-10% 1/21/12	0.02	0.00	0.02
Scored bests come from PRE-SEASON DATA								
▶ 60m	26	John'nae ALLEN-DAVIS	JR	7.74	2/12/11	0.15	0.00	0.15
▶ LJ	26	Natalie GADSDEN	SO	5.62m	18-5% 12/10/10	0.15	0.00	0.15
Team Total								0.32

92 **Montana St.-Billings** ▲ 5
Great Northwest Athletic Conference

Event	Scrd As	Athlete	Yr	Scored Mark	Date	Pl. Pts.	Bonus	TOTAL
Scored bests come from CURRENT season								
▶ SP	25	Leeza HENRY	JR	13.56m	44-6 P 1/22/12	0.2	0.00	0.20
Team Total								0.20

93 **Lake Erie** ▼ 4
Great Lakes Intercollegiate Athletic Conference


Event	Scrd As	Athlete	Yr	Scored Mark	Date	Pl. Pts.	Bonus	TOTAL
Scored bests come from PRE-SEASON DATA								
▶ H60m	26	Andrea BOYD	JR	8.81	2/25/11	0.15	0.00	0.15
Team Total								0.15

"Scrd As", short for "Scored As", Standing used for place points portion of performance's score combining preseason data (when applied) to current season data
Numbers in BLACK are both the performance's actual NCAA rank AND "scored as" rank Numbers in RED indicate actual NCAA rank does not exist or is worse than "scored as" rank Numbers in BLUE indicate actual NCAA rank is better than "scored as" rank
USTFCCCA Non-Member Non-Member Schools Will NOT be ranked, beginning Week 2




D denotes multiple-event rule in affect
Only those who score >0.01 pts are shown


WOMEN

94  **Bloomsburg** ▼ 2
Pennsylvania State Athletic Conference


Event	Scrd As	Athlete	Yr	Scored Mark	Date	Pl. Pts.	Bonus	TOTAL
Scored bests come from CURRENT season								
▶ 5000m	27	Victoria DAVIS	JR	17:46.33	12/3/11	0.1	0.00	0.10
Team Total								0.10

96  **West Texas A&M** ▼ 3
Lone Star Conference


Event	Scrd As	Athlete	Yr	Scored Mark	Date	Pl. Pts.	Bonus	TOTAL
Scored bests come from PRE-SEASON DATA								
▶ H60m	30	Rachel KING	JR	8.84	2/11/11	0.02	0.00	0.02
Team Total								0.02

95  **California (Pa.)** ▼ 5
Pennsylvania State Athletic Conference


Event	Scrd As	Athlete	Yr	Scored Mark	Date	Pl. Pts.	Bonus	TOTAL
Scored bests come from PRE-SEASON DATA								
▶ 4x400	19			3:53.52	2/19/11	0.1	0.00	0.10
Team Total								0.10

96  **Edinboro** ▼ 2
Pennsylvania State Athletic Conference

Event	Scrd As	Athlete	Yr	Scored Mark	Date	Pl. Pts.	Bonus	TOTAL
Scored bests come from CURRENT season								
▶ PENT	30	Stephanie SMIGIERA	JR	3,116	12/2/11	0.02	0.00	0.02
Team Total								0.02

96  **Missouri S&T** ▲ 1
Great Lakes Valley Conference

Event	Scrd As	Athlete	Yr	Scored Mark	Date	Pl. Pts.	Bonus	TOTAL
Scored bests come from CURRENT season								
▶ PV	30	Molly CLEMENT	SO	3.50m	11-5% P 1/20/12	0.02	0.00	0.02
Team Total								0.02

96  **Seton Hill** ▼ 2
West Virginia Intercollegiate Athletic Conference

Event	Scrd As	Athlete	Yr	Scored Mark	Date	Pl. Pts.	Bonus	TOTAL
Scored bests come from CURRENT season								
▶ 5000m	30	Stephanie PRYOR	SO	17:49.31	12/1/11	0.02	0.00	0.02
Team Total								0.02

"Scrd As", short for "Scored As", Standing used for place points portion of performance's score combining preseason data (when applied) to current season data

Numbers in BLACK are both the performance's actual NCAA rank AND "scored as" rank Numbers in RED indicate actual NCAA rank does not exist or is worse than "scored as" rank Numbers in BLUE indicate actual NCAA rank is better than "scored as" rank

USTFCCCA Non-Member Non-Member Schools Will NOT be ranked, beginning Week 2