



# USTFCCCA NCAA Division III National Team Rankings

## 2012 Indoor Track & Field, Preseason

as of 1/11/2012 10:58:40 AM

**D**

denotes multiple-event rule in affect

Only those who score >0.01 pts are shown

MEN

**1**



**North Central (Ill.)**

College Conference of Illinois & Wisconsin

**unch**

Event	Scrd As	Athlete	Yr	Scored Mark	Date	Pl. Pts.	Bonus	TOTAL	
Scored bests come from PRE-SEASON DATA									
▶ 400m	2	Dan BENTON	JR	48.27	3/12/11	18	2.45	20.45	
▶ 400m	12	Randal ELLISON	JR	49.55	3/4/11	3	0.51	3.51	
▶ 400m	25	Jon CARON	JR	49.82	2/18/11	0.25	0.20	0.45	
▶ Mile	14	Matt BRINKMEIER	JR	4:14.07	3/4/11	1.5	0.33	1.83	
▶ Mile	32	Yonatan MASCOTE	JR	4:16.45	2/25/11		0.04	0.04	
▶ 5000m	5	Neal KLEIN	SR	14:31.36	2/4/11	12	1.74	13.74	
▶ 5000m	8	Dan KERLEY	JR	14:34.94	2/25/11	7	1.30	8.30	
▶ 4x400	3			3:17.73	3/4/11	14	1.94	15.94	
▶ HJ	6	Zach HEERSPINK	JR	2.06m	6-9	2/25/11	10	1.27	11.27
▶ PV	1	Peter GERAGHTY	JR	5.32m	17-5½	3/12/11	20	4.00	24.00
▶ PV	2	Thomas STACEY	JR	5.22m	17-1½	3/12/11	18	3.01	21.01
▶ PV	4	Josh WINDER	SO	5.12m	16-9½	3/12/11	14	2.17	16.17
▶ PV	6	John WOOD	SR	5.10m	16-8¾	1/28/11	10	2.03	12.03
▶ PV	25	Frank WLEKLINSKI	JR	4.60m	15-1	2/18/11	0.25	0.00	0.25
▶ LJ	17	Zach HEERSPINK	JR	6.98m	22-11	1/14/11	0.8	0.19	0.99
▶ SP	7	Robert KAPUSTKA	SR	16.45m	53-11½	2/12/11	8	1.19	9.19
▶ WT	3	Robert KAPUSTKA	SR	19.35m	63-6	3/12/11	16	2.67	18.67
Team Total								177.86	

**2**



**UW-La Crosse**

Wisconsin Intercollegiate Athletic Conference

**1**

Event	Scrd As	Athlete	Yr	Scored Mark	Date	Pl. Pts.	Bonus	TOTAL
Scored bests come from PRE-SEASON DATA								
▶ 60m	10	Jared SITTE	SR	6.93	2/25/11	5	0.70	5.70
▶ 400m	7	Paul YERHOT	SR	49.28	3/12/11	8	0.83	8.83
▶ 400m	11	Aric HOESHEN	JR	49.54	2/10/11	4	0.53	4.53
▶ 800m	25	Sean ROYER	SO	1:55.17	2/25/11	0.25	0.13	0.38
▶ 800m	26	Bruce SCHMITZ	JR	1:55.44	2/10/11	0.2	0.07	0.27
▶ Mile	9	David STILIN	JR	4:11.94	1/29/11	6	0.81	6.81
▶ 5000m	2	David STILIN	JR	14:29.41	3/12/11	18	1.98	19.98
▶ 4x400	4			3:17.82	2/10/11	11	1.87	12.87
▶ DMR	9			9:59.31	3/5/11	2	1.05	3.05
HJ	18	Nick STONE	SR	2.00m	6-6"	0.7	0.00	0.70
PV	8	Jeremiah BURISH	SR	4.91m	16-1 1/4"	7	0.74	7.74
▶ PV	11	David PERGANDE	JR	4.80m	15-9"	4	0.20	4.20
▶ PV	23	Rob ROHE	SO	4.66m	15-3 3/4"	0.35	0.00	0.35
▶ LJ	2	Isaac VAZQUEZ	JR	7.32m	24- 3/4"	18	3.02	21.02
▶ LJ	8	Kellen MCCRARY	SR	7.11m	23-4"	7	0.96	7.96
▶ LJ	15	Troy BROOKS	JR	7.00m	22-11 1/2"	1	0.27	1.27
▶ TJ	4	Isaac VAZQUEZ	JR	14.86m	48-9"	14	1.97	15.97
▶ TJ	7	Kellen MCCRARY	SR	14.59m	47-10 1/2"	8	0.98	8.98
TJ	28	Brett DAVIS	JR	14.02m	46-0"	0.1	0.00	0.10
▶ SP	3	Andy NOVAK	SR	17.09m	56-1"	16	2.85	18.85
▶ WT	29	John COOPER	SO	16.30m	53-5 1/2"	0.05	0.00	0.05
Team Total								149.60

"Scrd As", short for "Scored As", Standing used for place points portion of performance's score combining preseason data (when applied) to current season data

Numbers in BLACK are both the performance's actual NCAA rank AND "scored as" rank Numbers in RED indicate actual NCAA rank does not exist or is worse than "scored as" rank Numbers in BLUE indicate actual NCAA rank is better than "scored as" rank

USTFCCCA Non-Member

Non-Member Schools Will NOT be ranked, beginning Week 2



# USTFCCCA NCAA Division III National Team Rankings

## 2012 Indoor Track & Field, Preseason

as of 1/11/2012 10:58:41 AM

**D** denotes multiple-event rule in affect  
Only those who score >0.01 pts are shown

### MEN

3



**UW-Oshkosh**

Wisconsin Intercollegiate Athletic Conference

▲ 1

Event	Scrd As	Athlete	Yr	Scored Mark		Date	Pl. Pts.	Bonus	TOTAL
Scored bests come from PRE-SEASON DATA									
▶ 60m	30	Quentin BADGER	SO	7.01		2/12/11	0.02	0.09	0.11
▶ 400m	31	John CEJKA	JR	50.00		2/25/11		0.07	0.07
▶ 5000m	9	Nate STYMIEST	SR	14:37.76		2/4/11	6	0.95	6.95
▶ 5000m	25	John DEWITT	JR	14:54.96		2/4/11	0.25	0.00	0.25
▶ 5000m	30	Tyler MOREY	SR	14:59.72		2/4/11	0.02	0.00	0.02
▶ 4x400	7			3:18.29		3/5/11	4	1.52	5.52
▶ DMR	3			9:55.45		3/5/11	14	1.92	15.92
▶ HJ	18	Lukey KLITZ	JR	2.00m	6-6½	2/25/11	0.7	0.00	0.70
▶ PV	25	Cesar RAYGOZA	SR	4.60m	15-1	2/19/11	0.25	0.00	0.25
▶ LJ	11	Blaise DUELING	JR	7.04m	23-1½	1/28/11	4	0.43	4.43
▶ LJ	24	Alan GERMAN	SR	6.91m	22-8	1/21/11	0.3	0.00	0.30
▶ TJ	15	Lukey KLITZ	JR	14.28m	46-10¾	3/4/11	1	0.21	1.21
▶ SP	4	Pete DELZER	JR	16.84m	55-3	1/21/11	14	2.09	16.09
▶ SP	6	Nick BAATZ	JR	16.79m	55-1	3/4/11	10	1.97	11.97
▶ SP	24	Lewis PRIOR	JR	15.54m	51-0	1/21/11	0.3	0.00	0.30
▶ WT	1	Pete DELZER	JR	19.60m	64-3¾	3/12/11	20	3.25	23.25
▶ WT	4	Ben LUDTKE	SR	19.33m	63-5	3/12/11	14	2.63	16.63
▶ WT	9	Lewis PRIOR	JR	18.22m	59-9½	1/21/11	6	0.74	6.74
▶ WT	25	Nick BAATZ	JR	16.66m	54-8	1/28/11	0.25	0.00	0.25
Team Total								110.97	

4



**Amherst**

New England Small College Athletic Conference

▲ 2

Event	Scrd As	Athlete	Yr	Scored Mark	Date	Pl. Pts.	Bonus	TOTAL
Scored bests come from PRE-SEASON DATA								
▶ 400m	1	Ben SCHEETZ	SR	47.97	2/11/11	20	3.00	23.00
▶ 800m	1	Ben SCHEETZ	SR	1:48.68	2/25/11	20	4.09	24.09
▶ Mile	30	Patrick GRIMES	JR	4:16.33	2/11/11	0.02	0.06	0.08
▶ 4x400	9			3:18.67	2/25/11	2	1.23	3.23
▶ DMR	1			9:52.11	2/11/11	20	2.69	22.69
Team Total								73.08

5



**McMurry**

American Southwest Conference

▲ 7

Event	Scrd As	Athlete	Yr	Scored Mark	Date	Pl. Pts.	Bonus	TOTAL	
Scored bests come from PRE-SEASON DATA									
▶ 60m	3	Kenneth TURNER	JR	6.86	2/26/11	16	1.63	17.63	
▶ 400m	4	Kevin CUNNINGHAM	SR	48.67	3/4/11	14	1.74	15.74	
▶ 4x400	1			3:17.17	3/4/11	20	2.37	22.37	
▶ PV	15	Brock STEINBOCK	JR	4.79m	15-8½	3/4/11	1	0.16	1.16
▶ LJ	24	Gavan BASS	SR	6.91m	22-8	1/21/11	0.3	0.00	0.30
▶ SP	5	Paul DAVIS	SO	16.82m	55-2¼	2/26/11	12	2.04	14.04
Team Total								71.25	

6



**SUNY Geneseo**

State University of New York Athletic Conference

▲ 36

Event	Scrd As	Athlete	Yr	Scored Mark	Date	Pl. Pts.	Bonus	TOTAL	
Scored bests come from CURRENT season									
▶ LJ	6	Wenley LOUIS	SR	7.18m	23-6%	12/8/11	10	1.50	11.50
Scored bests come from PRE-SEASON DATA									
▶ 800m	29	Chris CARTER	SR	1:55.49		3/4/11	0.05	0.05	0.10
▶ Mile	5	Lee BERUBE	SR	4:10.15		1/28/11	12	1.25	13.25
▶ Mile	21	Tom CLARK	JR	4:15.14		1/28/11	0.45	0.20	0.65
▶ 5000m	1	Lee BERUBE	SR	14:23.89		12/4/10	20	2.67	22.67
▶ 5000m	15	Eddie NOVARA	SR	14:45.90		1/28/11	1	0.36	1.36
▶ DMR	4			9:56.21		1/28/11	11	1.75	12.75
▶ LJ	16	Nwana OKAFOR	SR	6.99m	22-11%	2/26/11	0.9	0.23	1.13
Team Total								63.40	

"Scrd As", short for "Scored As", Standing used for place points portion of performance's score combining preseason data (when applied) to current season data

Numbers in BLACK are both the performance's actual NCAA rank AND "scored as" rank Numbers in RED indicate actual NCAA rank does not exist or is worse than "scored as" rank Numbers in BLUE indicate actual NCAA rank is better than "scored as" rank

USTFCCCA Non-Member

Non-Member Schools Will NOT be ranked, beginning Week 2



# USTFCCCA NCAA Division III National Team Rankings

## 2012 Indoor Track & Field, Preseason

as of 1/11/2012 10:58:41 AM



denotes multiple-event rule in affect

Only those who score >0.01 pts are shown

### MEN

7



## UW-Whitewater

▲ 3

Wisconsin Intercollegiate Athletic Conference

Event	Scrd As	Athlete	Yr	Scored Mark	Date	Pl. Pts.	Bonus	TOTAL
Scored bests come from PRE-SEASON DATA								
▶ 60m	5	Nick BEE	SO	6.87	3/12/11	12	1.50	13.50
▶ 60m	15	Moriarty BROWN-GRIFFIN	SO	6.96	2/25/11	1	0.44	1.44
▶ 60m	17	C.J. MILLER	JR	6.97	3/4/11	0.8	0.35	1.15
▶ 60m	20	Nick MILLER	SO	6.98	1/22/11	0.5	0.26	0.76
▶ 400m	20	Pete SCHROEDER	SR	49.74	2/25/11	0.5	0.30	0.80
▶ 800m	13	Jeremie BOGARD	JR	1:54.38	1/22/11	2	0.31	2.31
▶ Mile	23	Jeremie BOGARD	JR	4:15.57	3/4/11	0.35	0.15	0.50
▶ Mile	26	Mathias WERVE	SR	4:15.77	3/4/11	0.2	0.13	0.33
▶ H60m	20	Marcus SMITH	JR	8.39	2/25/11	0.5	0.17	0.67
▶ 4x400	12			3:19.28	3/4/11	0.8	0.77	1.57
▶ DMR	12			9:59.79	2/19/11	0.8	0.94	1.74
▶ HJ	7	Travis MOREHOUSE	SR	2.05m 6-8½	2/25/11	8	0.99	8.99
▶ LJ	11	Cory ZAESKE	SO	7.04m 23-1¼	1/22/11	4	0.43	4.43
▶ LJ	18	Dave KUCZYNSKI	JR	6.97m 22-10½	2/19/11	0.7	0.15	0.85
▶ LJ	20	Marcus SMITH	JR	6.95m 22-9¾	2/19/11	0.5	0.08	0.58
▶ TJ	2	Marcus SMITH	JR	15.03m 49-3¾	2/4/11	18	2.71	20.71
▶ SP	22	Loussaint MINETT	SO	15.61m 51-2½	3/4/11	0.4	0.00	0.40
▶ SP	26	Jordan MILLER	SR	15.49m 50-10	3/4/11	0.2	0.00	0.20
▶ SP	29	Tyler ZIMMERMAN	SO	15.38m 50-5½	3/5/11	0.05	0.00	0.05
▶ WT	16	Jordan MILLER	SR	17.52m 57-5¾	3/4/11	0.9	0.13	1.03
Team Total								61.99

8



## Wabash

▲ 15

North Coast Athletic Conference

Event	Scrd As	Athlete	Yr	Scored Mark	Date	Pl. Pts.	Bonus	TOTAL
Scored bests come from CURRENT season								
▶ Mile	1	Kevin MCCARTHY	SR	4:06.58	12/9/11	20	2.58	22.58
▶ H60m	28	Ronnie POSTHAUER	FR	8.46	12/9/11	0.1	0.00	0.10
Scored bests come from PRE-SEASON DATA								
▶ 800m	2	Jake WATERMAN	JR	1:50.87	2/26/11	18	2.45	20.45
▶ 800m	4	Kevin MCCARTHY	SR	1:52.03	2/26/11	14	1.62	15.62
▶ PV	25	Matt KNOX	JR	4.60m 15-1	3/4/11	0.25	0.00	0.25
Team Total								59.00

9



## Central (Iowa)

▼ 7

Iowa Intercollegiate Athletic Conference

Event	Scrd As	Athlete	Yr	Scored Mark	Date	Pl. Pts.	Bonus	TOTAL
Scored bests come from PRE-SEASON DATA								
▶ 400m	10	Kyle WOOD	SR	49.47	3/5/11	5	0.61	5.61
▶ 800m	16	Ben SCHORNACK	JR	1:54.59	3/5/11	0.9	0.26	1.16
▶ H60m	23	Ethan MILLER	SR	8.42	2/4/11	0.35	0.05	0.40
▶ HJ	1	Ethan MILLER	SR	2.11m 6-11	3/12/11	20	3.21	23.21
▶ LJ	1	Ethan MILLER	SR	7.36m 24-1¼	2/25/11	20	3.47	23.47
▶ WT	15	Tyler CROUSE	SR	17.53m 57-6¾	2/11/11	1	0.14	1.14
Team Total								55.00

10



## MIT

▲ 18

New England Women's & Men's Athletic Conference

Event	Scrd As	Athlete	Yr	Scored Mark	Date	Pl. Pts.	Bonus	TOTAL
Scored bests come from PRE-SEASON DATA								
▶ 800m	9	Patrick MARX	JR	1:53.09	2/11/11	6	0.86	6.86
▶ Mile	33	Kyle HANNON	JR	4:16.73	1/28/11		0.01	0.01
▶ DMR	2			9:55.13	2/11/11	17	2.00	19.00
▶ PV	4	Nathan PETERSON	SR	5.12m 16-9½	3/12/11	14	2.17	16.17
▶ WT	6	Chinedum UMACHI	SR	18.59m 61-0	2/25/11	10	1.33	11.33
Team Total								53.37

11



## Wartburg

▲ 10

Iowa Intercollegiate Athletic Conference

Event	Scrd As	Athlete	Yr	Scored Mark	Date	Pl. Pts.	Bonus	TOTAL
Scored bests come from PRE-SEASON DATA								
▶ H60m	26	Larry JOHNSON	JR	8.45	1/21/11	0.2	0.00	0.20
▶ HJ	2	Jonas ELUSME	SO	2.10m 6-10¾	1/28/11	18	2.80	20.80
▶ HJ	7	Jordan SATHOFF	SR	2.05m 6-8¾	3/4/11	8	0.99	8.99
▶ LJ	5	Wendell BOOTH	JR	7.19m 23-7¾	2/25/11	12	1.57	13.57
▶ LJ	10	Jonas ELUSME	SO	7.06m 23-2	3/12/11	5	0.58	5.58
▶ TJ	30	Jonas ELUSME	SO	13.96m 45-9¾	2/25/11	0.02	0.00	0.02
Team Total								49.16

"Scrd As", short for "Scored As", Standing used for place points portion of performance's score combining preseason data (when applied) to current season data

Numbers in BLACK are both the performance's actual NCAA rank AND "scored as" rank Numbers in RED indicate actual NCAA rank does not exist or is worse than "scored as" rank Numbers in BLUE indicate actual NCAA rank is better than "scored as" rank

USTFCCCA Non-Member

Non-Member Schools Will NOT be ranked, beginning Week 2



# USTFCCCA NCAA Division III National Team Rankings

## 2012 Indoor Track & Field, Preseason

as of 1/11/2012 10:58:42 AM

**D** denotes multiple-event rule in affect  
Only those who score >0.01 pts are shown

### MEN

# 12



## St. Thomas (Minn.)

▲24

Minnesota Intercollegiate Athletic Conference

Event	Scrd As	Athlete	Yr	Scored Mark	Date	Pl. Pts.	Bonus	TOTAL
Scored bests come from PRE-SEASON DATA								
800m	5	Mike HUTTON	SR	1:52.14	2/10/11	12	1.54	13.54
Mile	11	Ben SATHRE	SR	4:12.44	2/18/11	4	0.69	4.69
5000m	4	Ben SATHRE	SR	14:29.84	3/12/11	14	1.93	15.93
4x400	13			3:19.50	2/18/11	0.7	0.60	1.30
HJ	13	Eyo EKPO	JR	2.02m	6-7½	2	0.28	2.28
TJ	9	Eyo EKPO	JR	14.47m	47-5½	6	0.63	6.63
WT	30	Bryan THELL	SO	16.23m	53-3	0.02	0.00	0.02

**Team Total 44.39**

# 13



## Hamline

▲23

Minnesota Intercollegiate Athletic Conference

Event	Scrd As	Athlete	Yr	Scored Mark	Date	Pl. Pts.	Bonus	TOTAL
Scored bests come from PRE-SEASON DATA								
Mile	17	Jack DIECHERT	SR	4:14.72	2/18/11	0.8	0.25	1.05
Mile	29	Ian CAMPBELL	SR	4:16.03	2/18/11	0.05	0.09	0.14
PV	25	Shaise SCHUETTE	JR	4.60m	15-1	0.25	0.00	0.25
SP	2	Brennan MCKEAG	SR	17.15m	56-3¾	18	3.06	21.06
WT	7	Andrew SCHLICHTING	SR	18.57m	60-11½	8	1.30	9.30
WT	10	Brennan MCKEAG	SR	18.19m	59-8¾	5	0.69	5.69

**Team Total 37.49**

# 14



## UW-Eau Claire

unch

Wisconsin Intercollegiate Athletic Conference

Event	Scrd As	Athlete	Yr	Scored Mark	Date	Pl. Pts.	Bonus	TOTAL
Scored bests come from PRE-SEASON DATA								
400m	17	Patrick MACKIN	SR	49.68	2/25/11	0.8	0.36	1.16
5000m	7	Thomas BREITBACH	SR	14:33.59	3/12/11	8	1.46	9.46
4x400	15			3:20.23	3/5/11	0.5	0.18	0.68
DMR	10			9:59.45	3/5/11	1	1.02	2.02
HJ	18	Bart MESTELLE	SR	2.00m	6-6½	0.7	0.00	0.70
SP	15	Tony SIGRIST	SR	15.83m	51-11½	1	0.19	1.19
SP	28	Tyler GENOVESE	SR	15.42m	50-7½	0.1	0.00	0.10
WT	2	Tony SIGRIST	SR	19.51m	64-¾	18	3.04	21.04
WT	26	Tyler GENOVESE	SR	16.63m	54-6½	0.2	0.00	0.20

**Team Total 36.56**

# 15



## Haverford

▲14

Centennial Conference

Event	Scrd As	Athlete	Yr	Scored Mark	Date	Pl. Pts.	Bonus	TOTAL
Scored bests come from PRE-SEASON DATA								
800m	14	Tim SCHUCH	SR	1:54.39	1/22/11	1.5	0.31	1.81
Mile	4	Tim SCHUCH	SR	4:09.03	1/28/11	14	1.66	15.66
Mile	6	Ivo MILIC-STRKALJ	JR	4:10.18	1/28/11	10	1.24	11.24
Mile	13	Eric ARNOLD	SR	4:13.65	1/28/11	2	0.39	2.39
5000m	26	Faraz SOHAIL	SR	14:55.52	1/28/11	0.2	0.00	0.20
DMR	8			9:59.01	2/19/11	3	1.12	4.12

**Team Total 35.41**

# 16



## Methodist

▲20

USA South Athletic Conference

Event	Scrd As	Athlete	Yr	Scored Mark	Date	Pl. Pts.	Bonus	TOTAL
Scored bests come from PRE-SEASON DATA								
IJ	7	Pierson SINGLETON	JR	7.12m	23-4½	8	1.04	9.04
TJ	1	Lincoln CARR	JR	15.67m	51-5	20	5.49	25.49

**Team Total 34.53**

# 17



## UW-Stevens Point

▼7

Wisconsin Intercollegiate Athletic Conference

Event	Scrd As	Athlete	Yr	Scored Mark	Date	Pl. Pts.	Bonus	TOTAL
Scored bests come from PRE-SEASON DATA								
60m	12	Babatunde AWOSIKA	SO	6.94	1/22/11	3	0.61	3.61
800m	20	Dan SULLIVAN	SO	1:54.82	2/12/11	0.5	0.21	0.71
Mile	19	Dan SULLIVAN	SO	4:14.87	2/25/11	0.6	0.23	0.83
5000m	28	Terry WITKOWSKI	SR	14:56.96	3/5/11	0.1	0.00	0.10
4x400	6			3:18.19	3/5/11	6	1.59	7.59
HJ	4	Zach MIXDORF	SO	2.08m	6-9½	14	1.97	15.97
HJ	18	Brian THILL	SR	2.00m	6-6½	0.7	0.00	0.70
SP	11	Jesse KLOTZ	JR	15.91m	52-2½	4	0.28	4.28

**Team Total 33.80**

"Scrd As", short for "Scored As", Standing used for place points portion of performance's score combining preseason data (when applied) to current season data

Numbers in BLACK are both the performance's actual NCAA rank AND "scored as" rank Numbers in RED indicate actual NCAA rank does not exist or is worse than "scored as" rank Numbers in BLUE indicate actual NCAA rank is better than "scored as" rank

USTFCCCA Non-Member

Non-Member Schools Will NOT be ranked, beginning Week 2



# USTFCCCA NCAA Division III National Team Rankings

## 2012 Indoor Track & Field, Preseason

as of 1/11/2012 10:58:42 AM

**D** denotes multiple-event rule in affect  
Only those who score >0.01 pts are shown

### MEN

**18**



## Springfield (Mass.)

▼ 9

New England Women's & Men's Athletic Conferen

Event	Scrd As	Athlete	Yr	Scored Mark	Date	Pl. Pts.	Bonus	TOTAL
Scored bests come from CURRENT season								
▶ 5000m	17	Brian FULLER	SR	14:47.69	12/3/11	0.8	0.28	1.08
Scored bests come from PRE-SEASON DATA								
▶ 4x400	16			3:20.49	2/25/11	0.4	0.10	0.50
▶ LJ	3	Kevin COYLE	SR	7.27m	23-10% 3/12/11	16	2.45	18.45
▶ TJ	5	Kevin COYLE	SR	14.77m	48-5% 3/12/11	12	1.58	13.58
Team Total								33.61

**19**



## UW-Platteville

▲ 43

Wisconsin Intercollegiate Athletic Conference

Event	Scrd As	Athlete	Yr	Scored Mark	Date	Pl. Pts.	Bonus	TOTAL	
Scored bests come from PRE-SEASON DATA									
▶ 60m	20	Lynn OYAWIRI	SR	6.98	2/12/11	0.5	0.26	0.76	
▶ 60m	22	Aaron HRUBES	JR	6.99	2/25/11	0.4	0.17	0.57	
▶ 800m	10	Patrick KLEIN	SR	1:53.69	2/12/11	5	0.58	5.58	
▶ Mile	2	Patrick KLEIN	SR	4:06.85	1/28/11	18	2.47	20.47	
▶ H60m	12	Aaron LOFERSKI	JR	8.33	3/5/11	3	0.45	3.45	
▶ H60m	15	TJ VALLEY	SO	8.35	3/5/11	1	0.32	1.32	
▶ SP	17	Jake WIEDERHOLT	JR	15.69m	51-5%	2/12/11	0.8	0.02	0.82
Team Total								32.99	

**20**



## Bates

▼ 13

New England Small College Athletic Conference

Event	Scrd As	Athlete	Yr	Scored Mark	Date	Pl. Pts.	Bonus	TOTAL	
Scored bests come from PRE-SEASON DATA									
▶ 800m	23	James LEPAGE	JR	1:55.01	2/5/11	0.35	0.16	0.51	
▶ Mile	16	Nick BARRON	JR	4:14.38	2/11/11	0.9	0.29	1.19	
▶ Mile	27	Tully HANNAN	SO	4:15.86	2/5/11	0.15	0.11	0.26	
▶ 5000m	12	Noah GRABOYS	SO	14:42.55	2/11/11	3	0.54	3.54	
▶ 5000m	20	Tully HANNAN	SO	14:51.93	2/11/11	0.5	0.12	0.62	
▶ DMR	13			10:00.02	3/4/11	0.7	0.89	1.59	
▶ SP	1	David PLESS	JR	17.22m	56-6	3/12/11	20	3.29	23.29
▶ WT	22	David PLESS	JR	16.85m	55-3½	2/25/11	0.4	0.00	0.40
Team Total								31.41	

**21**



## NYU

▲ 5

University Athletic Association

Event	Scrd As	Athlete	Yr	Scored Mark	Date	Pl. Pts.	Bonus	TOTAL
Scored bests come from PRE-SEASON DATA								
400m	9	Dan MCKINNEY	JR	49.40	2/26/11	6	0.69	6.69
800m	17	James PATTERSON	JR	1:54.67	3/4/11	0.8	0.24	1.04
Mile	3	Matt TURLIP	SR	4:07.65	2/11/11	16	2.17	18.17
DMR	7			9:57.88	3/4/11	4	1.37	5.37
Team Total								31.27

**22**



## Nebraska Wesleyan

▲ 4

Great Plains Athletic Conference

Event	Scrd As	Athlete	Yr	Scored Mark		Date	Pl. Pts.	Bonus	TOTAL
Scored bests come from PRE-SEASON DATA									
▶ PV	9	Jay WALL	SR	4.87m	15-11%	3/12/11	6	0.47	6.47
▶ LJ	4	Jack CHATELAIN	JR	7.22m	23-8%	1/28/11	14	1.89	15.89
▶ LJ	9	John KERSENBROCK	JR	7.07m	23-2%	2/26/11	6	0.66	6.66
▶ TJ	18	Jack CHATELAIN	JR	14.22m	46-8	2/26/11	0.7	0.12	0.82
Team Total									29.83

**23**



## Rose-Hulman

▲ 25

Heartland Collegiate Athletic Conference

Event	Scrd As	Athlete	Yr	Scored Mark	Date	Pl. Pts.	Bonus	TOTAL
Scored bests come from PRE-SEASON DATA								
60m	5	Jeremiah EDWARDS	SR	6.87	3/5/11	12	1.50	13.50
H60m	4	Sutton COLEMAN	SR	8.17	3/12/11	14	1.79	15.79
Team Total								29.29

"Scrd As", short for "Scored As", Standing used for place points portion of performance's score combining preseason data (when applied) to current season data

Numbers in BLACK are both the performance's actual NCAA rank AND "scored as" rank Numbers in RED indicate actual NCAA rank does not exist or is worse than "scored as" rank Numbers in BLUE indicate actual NCAA rank is better than "scored as" rank

USTFCCCA Non-Member

Non-Member Schools Will NOT be ranked, beginning Week 2





# USTFCCCA NCAA Division III National Team Rankings

## 2012 Indoor Track & Field, Preseason

as of 1/11/2012 10:58:43 AM

**D** denotes multiple-event rule in affect  
Only those who score >0.01 pts are shown

### MEN

24



**Ohio Wesleyan**

North Coast Athletic Conference

▲38

Event	Scrd As	Athlete	Yr	Scored Mark	Date	Pl. Pts.	Bonus	TOTAL
Scored bests come from PRE-SEASON DATA								
▶ 60m	33	Ethan FREET	JR	7.02	3/4/11		0.04	0.04
▶ 400m	13	Ethan FREET	JR	49.58	2/25/11	2	0.48	2.48
▶ 400m	15	Silas JOLLIFF	JR	49.63	2/25/11	1	0.42	1.42
▶ 800m	11	Sharif KRONEMER	SR	1:54.09	2/18/11	4	0.40	4.40
▶ Mile	25	Shane BRANDT	JR	4:15.70	2/18/11	0.25	0.13	0.38
▶ H60m	17	David FRANKLIN	SR	8.36	1/22/11	0.8	0.28	1.08
▶ 4x400	2			3:17.30	2/18/11	17	2.27	19.27
Team Total								29.08

25



**UMass Dartmouth**

Little East Conference

Event	Scrd As	Athlete	Yr	Scored Mark		Date	Pl. Pts.	Bonus	TOTAL
Scored bests come from CURRENT season									
▶ 60m	7	Phito GONDRE	FR	6.91		12/10/11	8	0.96	8.96
▶ TJ	3	Chris PERRY	SO	14.87m	48-9½	12/10/11	16	2.01	18.01
▶ TJ	30	Aaron AMADO	FR	13.96m	45-9½	12/3/11	0.02	0.00	0.02
Scored bests come from PRE-SEASON DATA									
▶ WT	16	Robert YARBOUGH	SR	17.52m	57-5½	2/18/11	0.9	0.13	1.03
Team Total									28.03

26



**Dubuque**

Iowa Intercollegiate Athletic Conference

▼5

Event	Scrd As	Athlete	Yr	Scored Mark	Date	Pl. Pts.	Bonus	TOTAL
Scored bests come from PRE-SEASON DATA								
▶ 60m	2	Phillip JONES	JR	6.85	3/12/11	18	1.77	19.77
▶ 60m	8	Davivorn DOWE	SR	6.92	3/5/11	7	0.83	7.83
Team Total								27.60

27



**Calvin**

Michigan Intercollegiate Athletic Association

▼15

Event	Scrd As	Athlete	Yr	Scored Mark	Date	Pl. Pts.	Bonus	TOTAL
Scored bests come from PRE-SEASON DATA								
▶ Mile	10	Greg WHITTLE	JR	4:11.96	3/4/11	5	0.80	5.80
▶ Mile	23	Nick KRAMER	SR	4:15.57	2/26/11	0.35	0.15	0.50
▶ 5000m	3	Nick KRAMER	SR	14:29.59	3/12/11	16	1.96	17.96
▶ 5000m	29	Rhett MORICI	SR	14:58.10	2/11/11	0.05	0.00	0.05
▶ HJ	18	Matt CHRISTIANS	SO	2.00m	6-6"	0.7	0.00	0.70
▶ SP	15	Aaron MECKES	JR	15.83m	51-11"	1	0.19	1.19
Team Total								26.20

28



**Utica**

Empire 8 Athletic Conference

Event	Scrd As	Athlete	Yr	Scored Mark		Date	Pl. Pts.	Bonus	TOTAL
Scored bests come from PRE-SEASON DATA									
▶ H60m	1	Joe PRUCKNO	SR	8.10		3/4/11	20	2.64	22.64
▶ SP	13	Breiten BALSCHMITER	SO	15.88m	52-1½	2/25/11	2	0.24	2.24
Team Total									24.88

29



**UW-Stout**

Wisconsin Intercollegiate Athletic Conference

unch

Event	Scrd As	Athlete	Yr	Scored Mark	Date	Pl. Pts.	Bonus	TOTAL	
Scored bests come from PRE-SEASON DATA									
▶ 5000m	13	Tim NELSON	SR	14:43.73	3/5/11	2	0.45	2.45	
▶ PV	2	Daniel DREWEK	SR	5.22m	17-1½	3/12/11	18	3.01	21.01
▶ WT	23	Mike LIHRMAN	SO	16.74m	54-11½	2/19/11	0.35	0.00	0.35
Team Total								23.81	

30



**Colby**

New England Small College Athletic Conference

▲32

Event	Scrd As	Athlete	Yr	Scored Mark	Date	Pl. Pts.	Bonus	TOTAL	
Scored bests come from PRE-SEASON DATA									
▶ 60m	1	Dominique KONE	JR	6.82	3/12/11	20	2.17	22.17	
▶ PV	16	Trent WISEMAN	JR	4.75m	15-7	2/25/11	0.9	0.03	0.93
▶ LJ	20	Dominique KONE	JR	6.95m	22-9"	2/18/11	0.5	0.08	0.58
Team Total								23.68	

"Scrd As", short for "Scored As", Standing used for place points portion of performance's score combining preseason data (when applied) to current season data

Numbers in BLACK are both the performance's actual NCAA rank AND "scored as" rank Numbers in RED indicate actual NCAA rank does not exist or is worse than "scored as" rank Numbers in BLUE indicate actual NCAA rank is better than "scored as" rank

USTFCCCA Non-Member

Non-Member Schools Will NOT be ranked, beginning Week 2



# USTFCCCA NCAA Division III National Team Rankings

## 2012 Indoor Track & Field, Preseason

as of 1/11/2012 10:58:43 AM

**D** denotes multiple-event rule in affect  
Only those who score >0.01 pts are shown

### MEN

# 31



## Augustana (Ill.)

College Conference of Illinois & Wisconsin

▼ 8

Event	Scrd As	Athlete	Yr	Scored Mark	Date	Pl. Pts.	Bonus	TOTAL	
Scored bests come from PRE-SEASON DATA									
▶ 400m	21	Alex RINDONE	JR	49.78	3/5/11	0.45	0.25	0.70	
▶ H60m	15	Greg DAVIS	SR	8.35	2/25/11	1	0.32	1.32	
▶ 4x400	14			3:19.78	2/25/11	0.6	0.41	1.01	
▶ HJ	7	Nicholas SINON	SO	2.05m	6-8½	3/5/11	8	0.99	8.99
▶ SP	23	Phil CHRISTENSEN	SR	15.57m	51-1	3/4/11	0.35	0.00	0.35
▶ WT	8	Phil CHRISTENSEN	SR	18.35m	60-2½	2/25/11	7	0.95	7.95
▶ WT	14	Brian BENNING	SR	17.78m	58-4	2/12/11	1.5	0.34	1.84
Team Total								22.16	

# 32



## Buffalo State

State University of New York Athletic Conference

▼ 27

Event	Scrd As	Athlete	Yr	Scored Mark	Date	Pl. Pts.	Bonus	TOTAL	
Scored bests come from CURRENT season									
▶ 400m	32	James CAMPBELL	SO	50.07	12/2/11		0.03	0.03	
Scored bests come from PRE-SEASON DATA									
▶ 800m	18	Tim FARGINO	SR	1:54.79	3/4/11	0.7	0.21	0.91	
▶ H60m	5	Chris RONES	SO	8.20	3/4/11	12	1.47	13.47	
▶ 4x400	11			3:19.10	3/4/11	0.9	0.90	1.80	
▶ TJ	11	Jerome WILSON	SR	14.40m	47-3	2/26/11	4	0.42	4.42
▶ TJ	16	Kyle ABRON	SR	14.25m	46-9	2/5/11	0.9	0.17	1.07
Team Total								21.71	

# 33



## Otterbein

Ohio Athletic Conference

▲ 3

Event	Scrd As	Athlete	Yr	Scored Mark	Date	Pl. Pts.	Bonus	TOTAL	
Scored bests come from PRE-SEASON DATA									
▶ H60m	2	Austin CURBOW	SR	8.11	3/12/11	18	2.52	20.52	
▶ PV	25	Karl WUNDERLE	SR	4.60m	15-1	3/5/11	0.25	0.00	0.25
Team Total								20.77	

# 34



## Principia

St. Louis Intercollegiate Athletic Conference

▲ 14

Event	Scrd As	Athlete	Yr	Scored Mark	Date	Pl. Pts.	Bonus	TOTAL
Scored bests come from PRE-SEASON DATA								
▶ 800m	6	Drew CLARK	SR	1:52.34	2/5/11	10	1.39	11.39
▶ Mile	7	Drew CLARK	SR	4:10.59	3/4/11	8	1.14	9.14
Team Total								20.53

# 35



## Case Western Reserve

University Athletic Association

Event	Scrd As	Athlete	Yr	Scored Mark	Date	Pl. Pts.	Bonus	TOTAL
Scored bests come from CURRENT season								
▶ H60m	2	Matt JURCAK	SR	8.11	12/10/11	18	2.52	20.52
Team Total								20.52

# 36



## Farmingdale State

Skyline Conference

▲ 20

Event	Scrd As	Athlete	Yr	Scored Mark		Date	Pl. Pts.	Bonus	TOTAL
Scored bests come from CURRENT season									
▶ LJ	14	Alix LAMARRE	JR	7.02m	23-½	12/8/11	1.5	0.35	1.85
▶ WT	18	Edward BROWN	JR	17.44m	57-2½	1/6/12	0.7	0.07	0.77
Scored bests come from PRE-SEASON DATA									
▶ 60m	3	DeShaun THOMAS	SR	6.86		12/8/10	16	1.63	17.63
▶ LJ	26	Donnell JONES	JR	6.89m	22-7½	12/5/10	0.2	0.00	0.20
Team Total									20.45

# 37



## UW-River Falls

Wisconsin Intercollegiate Athletic Conference

▲ 19

Event	Scrd As	Athlete	Yr	Scored Mark	Date	Pl. Pts.	Bonus	TOTAL	
Scored bests come from PRE-SEASON DATA									
▶ H60m	9	James BUTLER	JR	8.28	3/5/11	6	0.84	6.84	
▶ 4x400	8			3:18.30	3/5/11	3	1.51	4.51	
▶ HJ	7	Clai CATTO	SR	2.05m	6-8½	3/5/11	8	0.99	8.99
Team Total								20.34	

"Scrd As", short for "Scored As", Standing used for place points portion of performance's score combining preseason data (when applied) to current season data

Numbers in BLACK are both the performance's actual NCAA rank AND "scored as" rank Numbers in RED indicate actual NCAA rank does not exist or is worse than "scored as" rank Numbers in BLUE indicate actual NCAA rank is better than "scored as" rank

USTFCCCA Non-Member

Non-Member Schools Will NOT be ranked, beginning Week 2



# USTFCCCA NCAA Division III National Team Rankings

## 2012 Indoor Track & Field, Preseason

as of 1/11/2012 10:58:44 AM

**D** denotes multiple-event rule in affect  
Only those who score >0.01 pts are shown

### MEN

# 38



## Tufts

New England Small College Athletic Conference

Event	Scrd As	Athlete	Yr	Scored Mark	Date	Pl. Pts.	Bonus	TOTAL
Scored bests come from CURRENT season								
5000m	21	Matt RAND	JR	14:52.11	12/3/11	0.45	0.11	0.56
PV	17	Brad NAKANISHI	JR	4.72m	15-5% 1/8/12	0.8	0.00	0.80
WT	28	Curtis YANCY	JR	16.52m	54-2% 12/3/11	0.1	0.00	0.10
Scored bests come from PRE-SEASON DATA								
800m	7	Jeff MARVEL	JR	1:52.72	2/25/11	8	1.12	9.12
800m	8	Connor ROSE	SR	1:53.04	2/25/11	7	0.90	7.90
Mile	28	Sam HANEY	JR	4:15.98	2/25/11	0.1	0.10	0.20
DMR	15			10:01.46	3/5/11	0.5	0.57	1.07
Team Total								19.75

# 39



## Messiah

Middle Atlantic Conferences

# ▼10

Event	Scrd As	Athlete	Yr	Scored Mark	Date	Pl. Pts.	Bonus	TOTAL
Scored bests come from PRE-SEASON DATA								
800m	3	Tyler NEWHOOK	SR	1:51.96	3/12/11	16	1.67	17.67
Mile	15	Tyler NEWHOOK	SR	4:14.26	2/26/11	1	0.31	1.31
Team Total								18.97

# 40



## Gwynedd-Mercy

Colonial States Athletic Conference

Event	Scrd As	Athlete	Yr	Scored Mark	Date	Pl. Pts.	Bonus	TOTAL
Scored bests come from CURRENT season								
800m	24	Matt VANDENHENGEL	SR	1:55.12	1/6/12	0.3	0.14	0.44
HJ	3	Justin TURNER	JR	2.09m	6-10% 12/10/11	16	2.39	18.39
Scored bests come from PRE-SEASON DATA								
400m	32	Daniel DUNKLEBERGER	SR	50.07	2/20/11		0.03	0.03
Team Total								18.86

# 41



## Neumann

Colonial States Athletic Conference

# ▼12

Event	Scrd As	Athlete	Yr	Scored Mark	Date	Pl. Pts.	Bonus	TOTAL
Scored bests come from PRE-SEASON DATA								
400m	3	Brandon BENNETT-GREEN	SO	48.51	3/12/11	16	2.02	18.02
Team Total								18.02

# 42



## Williams

New England Small College Athletic Conference

# ▼13

Event	Scrd As	Athlete	Yr	Scored Mark	Date	Pl. Pts.	Bonus	TOTAL
Scored bests come from CURRENT season								
WT	11	Rusty COWHER	SR	17.91m	58-9% 12/3/11	4	0.45	4.45
Scored bests come from PRE-SEASON DATA								
400m	18	Jabulani BLYDEN	JR	49.70	2/25/11	0.7	0.34	1.04
400m	22	Taylor FITZGERALD	SR	49.79	2/11/11	0.4	0.24	0.64
400m	24	Richard FUSCO	SR	49.80	2/11/11	0.3	0.23	0.53
H60m	26	Jabulani BLYDEN	JR	8.45	2/18/11	0.2	0.00	0.20
4x400	5			3:18.12	2/25/11	8	1.65	9.65
LJ	27	Tomas KEARNEY	SR	6.88m	22-7 2/18/11	0.15	0.00	0.15
TJ	17	Tomas KEARNEY	SR	14.24m	46-8% 2/5/11	0.8	0.15	0.95
Team Total								17.60

# 43



## Wesleyan (Conn.)

New England Small College Athletic Conference

# ▲5

Event	Scrd As	Athlete	Yr	Scored Mark	Date	Pl. Pts.	Bonus	TOTAL
Scored bests come from PRE-SEASON DATA								
5000m	11	Bryan MARSH	JR	14:41.90	2/25/11	4	0.59	4.59
5000m	18	Skyler CUMMINS	JR	14:47.89	2/25/11	0.7	0.28	0.98
LJ	27	TOMMIE LARK	SR	6.88m	22-7 2/18/11	0.15	0.00	0.15
TJ	6	Tommie LARK	SR	14.69m	48-2% 2/18/11	10	1.27	11.27
Team Total								16.99

"Scrd As", short for "Scored As", Standing used for place points portion of performance's score combining preseason data (when applied) to current season data

Numbers in BLACK are both the performance's actual NCAA rank AND "scored as" rank Numbers in RED indicate actual NCAA rank does not exist or is worse than "scored as" rank Numbers in BLUE indicate actual NCAA rank is better than "scored as" rank

USTFCCCA Non-Member

Non-Member Schools Will NOT be ranked, beginning Week 2





# USTFCCCA NCAA Division III National Team Rankings

## 2012 Indoor Track & Field, Preseason

as of 1/11/2012 10:58:44 AM

**D** denotes multiple-event rule in affect  
Only those who score >0.01 pts are shown

### MEN

44



## Mount Union

Ohio Athletic Conference

▲ 4

Event	Scrd As	Athlete	Yr	Scored Mark	Date	Pl. Pts.	Bonus	TOTAL
Scored bests come from CURRENT season								
TJ	8	Sam LUDGOOD	SO	14.52m	47-7%	12/9/11	7	0.78 7.78
SP	17	Sean DONNELLY	FR	15.69m	51-5%	12/9/11	0.8	0.02 0.82
Scored bests come from PRE-SEASON DATA								
SP	8	Sean DENARD	SR	16.37m	53-8%	2/5/11	7	1.01 8.01
Team Total								16.60

45



## Wilmington (Ohio)

Ohio Athletic Conference

▼ 22

Event	Scrd As	Athlete	Yr	Scored Mark	Date	Pl. Pts.	Bonus	TOTAL
Scored bests come from PRE-SEASON DATA								
HJ	4	Braden MCMONIGLE	SR	2.08m	6-9%	3/12/11	14	1.97 15.97
Team Total								15.97

46



## Illinois Wesleyan

College Conference of Illinois & Wisconsin

▲ 2

Event	Scrd As	Athlete	Yr	Scored Mark	Date	Pl. Pts.	Bonus	TOTAL
Scored bests come from PRE-SEASON DATA								
800m	26	Tyler SAUNDERS	SR	1:55.44		1/29/11	0.2	0.07 0.27
Mile	31	Tyler SAUNDERS	SR	4:16.44		2/4/11		0.05 0.05
DMR	17			10:05.62		3/4/11	0.3	0.00 0.30
WT	5	Steven KIRK	SR	18.63m	61-1½	3/4/11	12	1.39 13.39
Team Total								14.00

47



## Rhode Island College

Little East Conference

Event	Scrd As	Athlete	Yr	Scored Mark	Date	Pl. Pts.	Bonus	TOTAL
Scored bests come from PRE-SEASON DATA								
400m	6	Craig AMADO	SO	49.26		2/25/11	10	0.85 10.85
400m	34	George N'TOW	JR	50.09		1/28/11		0.02 0.02
4x400	17			3:20.84		1/28/11	0.3	0.01 0.31
TJ	13	Craig AMADO	SO	14.32m	46-11½	2/12/11	2	0.27 2.27
Team Total								13.45

48



## Middlebury

New England Small College Athletic Conference

Event	Scrd As	Athlete	Yr	Scored Mark	Date	Pl. Pts.	Bonus	TOTAL
Scored bests come from PRE-SEASON DATA								
5000m	6	Michael SCHMIDT	SR	14:33.07		2/11/11	10	1.53 11.53
DMR	11			9:59.47		3/4/11	0.9	1.01 1.91
Team Total								13.44

49



## SUNY Cortland

State University of New York Athletic Conference

Event	Scrd As	Athlete	Yr	Scored Mark	Date	Pl. Pts.	Bonus	TOTAL
Scored bests come from CURRENT season								
PV	7	Ryan PERICOZZI	SR	4.95m	16-2½	12/10/11	8	1.01 9.01
Scored bests come from PRE-SEASON DATA								
800m	19	Kyle FITZPATRICK	SR	1:54.80		2/11/11	0.6	0.21 0.81
800m	22	Cody AMENGUAL	SO	1:54.97		2/11/11	0.4	0.17 0.57
4x400	10			3:18.88		2/11/11	1	1.07 2.07
HJ	26	Brandon LOOMIS	SO	1.98m	6-6	1/29/11	0.2	0.00 0.20
LJ	23	Tim SCHEFTIC	SO	6.94m	22-9½	1/29/11	0.35	0.04 0.39
LJ	29	Josh DAVES	JR	6.87m	22-6½	1/29/11	0.05	0.00 0.05
TJ	26	Kenny SINCLAIR	SO	14.03m	46-½	2/26/11	0.2	0.00 0.20
Team Total								13.30

50



## Muhlenberg

Centennial Conference

Event	Scrd As	Athlete	Yr	Scored Mark	Date	Pl. Pts.	Bonus	TOTAL
Scored bests come from PRE-SEASON DATA								
400m	5	Peter RICE	SR	49.17		2/19/11	12	0.95 12.95
Team Total								12.95

51



## Washington (Mo.)

University Athletic Association

▼ 43

Event	Scrd As	Athlete	Yr	Scored Mark	Date	Pl. Pts.	Bonus	TOTAL
Scored bests come from PRE-SEASON DATA								
5000m	22	Michael BURNSTEIN	SR	14:53.33		2/26/11	0.4	0.06 0.46
H60m	6	Tyler JACKSON	SR	8.21		1/29/11	10	1.39 11.39
DMR	16			10:05.34		3/4/11	0.4	0.01 0.41
Team Total								12.26

"Scrd As", short for "Scored As", Standing used for place points portion of performance's score combining preseason data (when applied) to current season data

Numbers in BLACK are both the performance's actual NCAA rank AND "scored as" rank Numbers in RED indicate actual NCAA rank does not exist or is worse than "scored as" rank Numbers in BLUE indicate actual NCAA rank is better than "scored as" rank

USTFCCCA Non-Member

Non-Member Schools Will NOT be ranked, beginning Week 2



# USTFCCCA NCAA Division III National Team Rankings

## 2012 Indoor Track & Field, Preseason

as of 1/11/2012 10:58:44 AM

**D** denotes multiple-event rule in affect  
Only those who score >0.01 pts are shown

### MEN

# 52



## Carthage

College Conference of Illinois & Wisconsin

Event	Scrd As	Athlete	Yr	Scored Mark	Date	Pl. Pts.	Bonus	TOTAL	
Scored bests come from PRE-SEASON DATA									
▶ 800m	21	Jose FLORES	SR	1:54.90	2/25/11	0.45	0.19	0.64	
▶ H60m	17	Mike ORATOWSKI	SR	8.36	2/25/11	0.8	0.28	1.08	
▶ TJ	26	Cale BROWN	SO	14.03m	46-½	1/28/11	0.2	0.00	0.20
▶ SP	9	Brad FORTNEY	SR	16.13m	52-11	3/5/11	6	0.54	6.54
▶ SP	24	Greg RAIMONDI	SR	15.54m	51-0	2/25/11	0.3	0.00	0.30
▶ WT	13	Greg RAIMONDI	SR	17.79m	58-4½	2/25/11	2	0.35	2.35
▶ WT	21	Eric SCHMIDT	JR	16.86m	55-3¾	2/12/11	0.45	0.00	0.45
Team Total								11.56	

# 56



## Lynchburg

Old Dominion Athletic Conference

Event	Scrd As	Athlete	Yr	Scored Mark		Date	Pl. Pts.	Bonus	TOTAL
Scored bests come from PRE-SEASON DATA									
▶ H60m	21	Rachad DAVIS	SO	8.40		2/25/11	0.45	0.13	0.58
▶ HJ	11	James BELL	SR	2.04m	6-8½	12/3/10	4	0.71	4.71
▶ PV	11	James BELL	SR	4.80m	15-9	1/28/11	4	0.20	4.20
▶ PV	25	Joe OLIVERI	JR	4.60m	15-1	2/5/11	0.25	0.00	0.25
Team Total									9.74

# 57



## UMass Boston

Little East Conference

Event	Scrd As	Athlete	Yr	Scored Mark	Date	Pl. Pts.	Bonus	TOTAL	
Scored bests come from CURRENT season									
▶ H60m	8	Joshua QUINNIE	FR	8.26	12/10/11	7	1.00	8.00	
▶ HJ	17	Tylor HART	FR	2.01m	6-7	1/8/12	0.8	0.14	0.94
Team Total								8.94	

# 58



## MSOE

Northern Athletics Conference

Event	Scrd As	Athlete	Yr	Scored Mark	Date	Pl. Pts.	Bonus	TOTAL	
Scored bests come from PRE-SEASON DATA									
▶ 60m	8	Jordan WERNER	JR	6.92	2/26/11	7	0.83	7.83	
▶ TJ	19	Aaron CHOATE	SR	14.20m	46-7¾	2/18/11	0.6	0.09	0.69
Team Total								8.52	

# 59



## Allegheny

North Coast Athletic Conference

Event	Scrd As	Athlete	Yr	Scored Mark	Date	Pl. Pts.	Bonus	TOTAL
Scored bests come from PRE-SEASON DATA								
400m	22	Taylor THROCKMORTON	SR	49.79	2/11/11	0.4	0.24	0.64
DMR	6			9:57.42	2/11/11	6	1.48	7.48
Team Total								8.11

# 53



## Rutgers-Newark

New Jersey Athletic Conference

# 9

Event	Scrd As	Athlete	Yr	Scored Mark	Date	Pl. Pts.	Bonus	TOTAL
Scored bests come from PRE-SEASON DATA								
H60m	6	Kevon BROWN	JR	8.21	1/7/11	10	1.39	11.39
Team Total								11.39

# 54



## Bowdoin

New England Small College Athletic Conference

# 12

Event	Scrd As	Athlete	Yr	Scored Mark	Date	Pl. Pts.	Bonus	TOTAL
Scored bests come from PRE-SEASON DATA								
Mile	18	Matthew HILLARD	SR	4:14.86	2/5/11	0.7	0.23	0.93
Mile	22	Coby HOROWITZ	SO	4:15.40	2/5/11	0.4	0.17	0.57
DMR	5			9:57.39	3/4/11	8	1.48	9.48
Team Total								10.99

# 55



## Greenville

St. Louis Intercollegiate Athletic Conference

Event	Scrd As	Athlete	Yr	Scored Mark	Date	Pl. Pts.	Bonus	TOTAL
Scored bests come from PRE-SEASON DATA								
60m	10	Brian WHITE	SR	6.93	1/22/11	5	0.70	5.70
H60m	11	Phillip THOMAS	JR	8.32	1/29/11	4	0.53	4.53
Team Total								10.23

"Scrd As", short for "Scored As", Standing used for place points portion of performance's score combining preseason data (when applied) to current season data

Numbers in BLACK are both the performance's actual NCAA rank AND "scored as" rank Numbers in RED indicate actual NCAA rank does not exist or is worse than "scored as" rank Numbers in BLUE indicate actual NCAA rank is better than "scored as" rank

USTFCCCA Non-Member

Non-Member Schools Will NOT be ranked, beginning Week 2



# USTFCCCA NCAA Division III National Team Rankings

## 2012 Indoor Track & Field, Preseason

as of 1/11/2012 10:58:45 AM

**D** denotes multiple-event rule in affect  
Only those who score >0.01 pts are shown

### MEN

60



**Ohio Northern**

Ohio Athletic Conference

▲ 2

Event	Scrd As	Athlete	Yr	Scored Mark	Date	Pl. Pts.	Bonus	TOTAL
Scored bests come from PRE-SEASON DATA								
▶ 60m	26	Francisque PIERRE-JEROME	SO	7.00	2/25/11	0.2	0.13	0.33
▶ 400m	8	Jacob SCHWAB	SR	49.37	2/25/11	7	0.72	7.72
▶ 4x400	20			3:20.97	2/18/11	0.05	0.00	0.05
Team Total								8.10

64



**Stockton**

New Jersey Athletic Conference

▼ 2

Event	Scrd As	Athlete	Yr	Scored Mark	Date	Pl. Pts.	Bonus	TOTAL
Scored bests come from PRE-SEASON DATA								
▶ 60m	17	Chris COLLINS	SR	6.97	3/4/11	0.8	0.35	1.15
▶ TJ	10	Ben HAMMOND	SR	14.46m 47-5%	3/4/11	5	0.60	5.60
Team Total								6.75

61



**Elizabethtown**

Middle Atlantic Conferences

▼ 5

Event	Scrd As	Athlete	Yr	Scored Mark	Date	Pl. Pts.	Bonus	TOTAL
Scored bests come from PRE-SEASON DATA								
▶ Mile	8	Russell SPEIDEN	SR	4:11.24	3/4/11	7	0.98	7.98
▶ DMR	20			10:06.93	2/4/11	0.05	0.00	0.05
Team Total								8.03

65



**Rowan**

New Jersey Athletic Conference

Event	Scrd As	Athlete	Yr	Scored Mark	Date	Pl. Pts.	Bonus	TOTAL
Scored bests come from PRE-SEASON DATA								
▶ 400m	26	Demetrius ROOKS	JR	49.84	2/25/11	0.2	0.18	0.38
▶ 5000m	19	Eric DUBOIS	SR	14:50.60	2/4/11	0.6	0.17	0.77
▶ LJ	29	Mark LISA	SR	6.87m 22-6%	2/20/11	0.05	0.00	0.05
▶ SP	10	Pierre JAMES	JR	16.12m 52-10%	3/4/11	5	0.53	5.53
Team Total								6.73

62



**Capital**

Ohio Athletic Conference

▼ 6

Event	Scrd As	Athlete	Yr	Scored Mark	Date	Pl. Pts.	Bonus	TOTAL
Scored bests come from PRE-SEASON DATA								
▶ LJ	11	Josh WOODS	JR	7.04m 23-1%	2/12/11	4	0.43	4.43
▶ TJ	12	Josh WOODS	JR	14.33m 47-¾	2/19/11	3	0.28	3.28
Team Total								7.71

66



**Moravian**

Landmark Conference

▼ 10

Event	Scrd As	Athlete	Yr	Scored Mark	Date	Pl. Pts.	Bonus	TOTAL
Scored bests come from CURRENT season								
▶ TJ	29	Kris JOINT	SO	13.99m 45-10%	12/2/11	0.05	0.00	0.05
Scored bests come from PRE-SEASON DATA								
▶ 5000m	27	Donald NOBLE	JR	14:56.31	3/4/11	0.15	0.00	0.15
▶ PV	10	Timothy LAYNG	SR	4.86m 15-11%	3/4/11	5	0.40	5.40
▶ PV	19	Nicco DALPIAZ	SR	4.70m 15-5	2/5/11	0.6	0.00	0.60
Team Total								6.20

63



**Whitworth**

Northwest Conference

▼ 27

Event	Scrd As	Athlete	Yr	Scored Mark	Date	Pl. Pts.	Bonus	TOTAL
Scored bests come from PRE-SEASON DATA								
▶ HJ	13	Frank LIMA	JR	2.02m 6-7%	3/5/11	2	0.28	2.28
▶ SP	12	Samuel WRIGHT	SO	15.90m 52-2	1/14/11	3	0.27	3.27
▶ SP	14	Carter COMITO	JR	15.86m 52-½	1/28/11	1.5	0.22	1.72
Team Total								7.27

67



**Concordia Moorhead**

Minnesota Intercollegiate Athletic Conference

Event	Scrd As	Athlete	Yr	Scored Mark	Date	Pl. Pts.	Bonus	TOTAL
Scored bests come from PRE-SEASON DATA								
▶ 5000m	10	Tom SEDERQUIST	SR	14:40.38	2/10/11	5	0.72	5.72
Team Total								5.72

"Scrd As", short for "Scored As", Standing used for place points portion of performance's score combining preseason data (when applied) to current season data

Numbers in BLACK are both the performance's actual NCAA rank AND "scored as" rank Numbers in RED indicate actual NCAA rank does not exist or is worse than "scored as" rank Numbers in BLUE indicate actual NCAA rank is better than "scored as" rank

USTFCCCA Non-Member

Non-Member Schools Will NOT be ranked, beginning Week 2



# USTFCCCA NCAA Division III National Team Rankings

## 2012 Indoor Track & Field, Preseason

as of 1/11/2012 10:58:45 AM

**D** denotes multiple-event rule in affect  
Only those who score >0.01 pts are shown

### MEN

68



## Lebanon Valley

Middle Atlantic Conferences

Event	Scrd As	Athlete	Yr	Scored Mark	Date	Pl. Pts.	Bonus	TOTAL
Scored bests come from PRE-SEASON DATA								
▶ H60m	10	Jerome DUNCAN	SR	8.31	3/4/11	5	0.61	5.61
<b>Team Total</b>								<b>5.61</b>

69



## Baldwin-Wallace

Ohio Athletic Conference

Event	Scrd As	Athlete	Yr	Scored Mark		Date	Pl. Pts.	Bonus	TOTAL
Scored bests come from PRE-SEASON DATA									
▶ PV	19	Brandon EDDY	SO	4.70m	15-5	2/12/11	0.6	0.00	0.60
▶ SP	19	Zach MARINUCCI	JR	15.64m	51-3%	3/5/11	0.6	0.00	0.60
▶ SP	20	Mitchell SUPAN	JR	15.62m	51-3	2/12/11	0.5	0.00	0.50
▶ WT	12	Mitchell SUPAN	JR	17.83m	58-6	3/5/11	3	0.38	3.38
Team Total									5.08

70



## St. Lawrence

Liberty League

Event	Scrd As	Athlete	Yr	Scored Mark	Date	Pl. Pts.	Bonus	TOTAL
Scored bests come from PRE-SEASON DATA								
▶ 800m	12	Michael FOX	SR	1:54.34	3/4/11	3	0.32	3.32
▶ DMR	14			10:00.87	3/4/11	0.6	0.70	1.30
<b>Team Total</b>								<b>4.62</b>

71



## Brockport

State University of New York Athletic Conference

Event	Scrd As	Athlete	Yr	Scored Mark		Date	Pl. Pts.	Bonus	TOTAL
Scored bests come from PRE-SEASON DATA									
▶ PV	11	Zach FERRARA	JR	4.80m	15-9	2/12/11	4	0.20	4.20
▶ WT	24	Dustin COLGAN	SR	16.73m	54-10%	2/12/11	0.3	0.00	0.30
Team Total									4.50

72



## Westminster (Pa.)

Presidents' Athletic Conference

Event	Scrd As	Athlete	Yr	Scored Mark		Date	Pl. Pts.	Bonus	TOTAL
Scored bests come from PRE-SEASON DATA									
▶ PV	11	Mark SAYLOR	JR	4.80m	15-9	3/5/11	4	0.20	4.20
Team Total									4.20

73



## TCNJ

New Jersey Athletic Conference

▼58

Event	Scrd As	Athlete	Yr	Scored Mark	Date	Pl. Pts.	Bonus	TOTAL	
Scored bests come from CURRENT season									
▶ 60m	30	Rob JIGGETTS	SR	7.01	12/10/11	0.02	0.09	0.11	
Scored bests come from PRE-SEASON DATA									
▶ 60m	14	Chris MEDINA	SR	6.95	3/4/11	1.5	0.52	2.02	
▶ HJ	18	Scott LISA	SO	2.00m	6-6%	2/6/11	0.7	0.00	0.70
▶ PV	18	Julio ALORRO	JR	4.71m	15-5%	3/4/11	0.7	0.00	0.70
▶ TJ	21	Steve D'AUTUOLO	JR	14.13m	46-4%	2/20/11	0.45	0.00	0.45
Team Total								3.98	

74



## Anderson (Ind.)

Heartland Collegiate Athletic Conference

Event	Scrd As	Athlete	Yr	Scored Mark	Date	Pl. Pts.	Bonus	TOTAL
Scored bests come from PRE-SEASON DATA								
▶ 60m	12	Tony JOHNSON	SO	6.94	2/26/11	3	0.61	3.61
<b>Team Total</b>								<b>3.61</b>

75



## Denison

North Coast Athletic Conference

Event	Scrd As	Athlete	Yr	Scored Mark	Date	Pl. Pts.	Bonus	TOTAL
Scored bests come from PRE-SEASON DATA								
▶ Mile	12	Makorobondo SALUKOMBO	SR	4:12.93	3/4/11	3	0.57	3.57
<b>Team Total</b>								<b>3.57</b>

"Scrd As", short for "Scored As", Standing used for place points portion of performance's score combining preseason data (when applied) to current season data

Numbers in BLACK are both the performance's actual NCAA rank AND "scored as" rank Numbers in RED indicate actual NCAA rank does not exist or is worse than "scored as" rank Numbers in BLUE indicate actual NCAA rank is better than "scored as" rank

USTFCCCA Non-Member

Non-Member Schools Will NOT be ranked, beginning Week 2



# USTFCCCA NCAA Division III National Team Rankings

## 2012 Indoor Track & Field, Preseason

as of 1/11/2012 10:58:46 AM

**D** denotes multiple-event rule in affect  
Only those who score >0.01 pts are shown

### MEN

# 76



## Franklin & Marshall

Centennial Conference

Event	Scrd As	Athlete	Yr	Scored Mark	Date	Pl. Pts.	Bonus	TOTAL
Scored bests come from PRE-SEASON DATA								
H60m	12	Nils MICHAELIS	JR	8.33	1/23/11	3	0.45	3.45
Team Total								3.45

# 77



## Christopher Newport

USA South Athletic Conference

# 48

Event	Scrd As	Athlete	Yr	Scored Mark		Date	Pl. Pts.	Bonus	TOTAL
Scored bests come from PRE-SEASON DATA									
► HJ	12	Richard ROETHEL	JR	2.03m	6-8	1/22/11	3	0.43	3.43
Team Total									3.43

# 78



## Franklin

Heartland Collegiate Athletic Conference

Event	Scrd As	Athlete	Yr	Scored Mark		Date	Pl. Pts.	Bonus	TOTAL
Scored bests come from PRE-SEASON DATA									
▶ HJ	13	Forrest PRICHARD	JR	2.02m	6-7½	1/21/11	2	0.28	2.28
▶ LJ	20	Georard MITCHELL	JR	6.95m	22-9¼	12/11/10	0.5	0.08	0.58
Team Total									2.86

# 79



## Adrian

Michigan Intercollegiate Athletic Association

Event	Scrd As	Athlete	Yr	Scored Mark		Date	Pl. Pts.	Bonus	TOTAL
Scored bests come from PRE-SEASON DATA									
▶ HJ	13	Aaron WIELFAERT	JR	2.02m	6-7½	2/26/11	2	0.28	2.28
▶ SP	20	Derek STOLL	SR	15.62m	51-3	2/26/11	0.5	0.00	0.50
Team Total									2.78

# 80



## CCNY

City University of New York Athletic Conference

Event	Scrd As	Athlete	Yr	Scored Mark	Date	Pl. Pts.	Bonus	TOTAL
Scored bests come from PRE-SEASON DATA								
60m	17	Paul DEDEWO	JR	6.97	12/8/10	0.8	0.35	1.15
400m	15	Paul DEDEWO	JR	49.63	2/28/11	1	0.42	1.42
Team Total								2.57

# 81



## SUNY Cobleskill

North Eastern Athletic Conference

Event	Scrd As	Athlete	Yr	Scored Mark	Date	Pl. Pts.	Bonus	TOTAL	
Scored bests come from PRE-SEASON DATA									
▶ 400m	14	shaquell WINDLEY	JR	49.61	3/4/11	1.5	0.44	1.94	
▶ TJ	23	daquan COLEMAN	SR	14.08m	46-2½	12/3/10	0.35	0.00	0.35
Team Total								2.29	

# 82



## Southern Maine

Little East Conference

Event	Scrd As	Athlete	Yr	Scored Mark	Date	Pl. Pts.	Bonus	TOTAL
Scored bests come from PRE-SEASON DATA								
▶ 800m	15	Ben MANNING	SR	1:54.57	2/25/11	1	0.26	1.26
▶ DMR	18			10:06.46	2/25/11	0.2	0.00	0.20
▶ PV	19	Orion WINKLER	SR	4.70m	15-5 12/11/10	0.6	0.00	0.60
Team Total								2.06

# 83



## Emory

University Athletic Association

Event	Scrd As	Athlete	Yr	Scored Mark		Date	Pl. Pts.	Bonus	TOTAL
Scored bests come from PRE-SEASON DATA									
▶ TJ	14	Ian FRANCIS	SR	14.30m	46-11	2/26/11	1.5	0.24	1.74
▶ TJ	25	Xavier FOWLER	SR	14.05m	46-1¼	2/26/11	0.25	0.00	0.25
Team Total									1.99

# 84



## Susquehanna

Landmark Conference

Event	Scrd As	Athlete	Yr	Scored Mark	Date	Pl. Pts.	Bonus	TOTAL
Scored bests come from CURRENT season								
5000m	14	Ian QUINLAN	SR	14:44.04	12/3/11	1.5	0.43	1.93
Team Total								1.93

"Scrd As", short for "Scored As", Standing used for place points portion of performance's score combining preseason data (when applied) to current season data

Numbers in BLACK are both the performance's actual NCAA rank AND "scored as" rank Numbers in RED indicate actual NCAA rank does not exist or is worse than "scored as" rank Numbers in BLUE indicate actual NCAA rank is better than "scored as" rank

USTFCCCA Non-Member

Non-Member Schools Will NOT be ranked, beginning Week 2





# USTFCCCA NCAA Division III National Team Rankings

## 2012 Indoor Track & Field, Preseason

as of 1/11/2012 10:58:46 AM

**D** denotes multiple-event rule in affect  
Only those who score >0.01 pts are shown

### MEN

85



## Concordia Wisconsin

Northern Athletics Conference

Event	Scrd As	Athlete	Yr	Scored Mark	Date	Pl. Pts.	Bonus	TOTAL
Scored bests come from PRE-SEASON DATA								
H60m	14	Vinny GREEFKES	SR	8.34	2/26/11	1.5	0.37	1.87
Team Total								1.87

86



## Loras

Iowa Intercollegiate Athletic Conference

Event	Scrd As	Athlete	Yr	Scored Mark	Date	Pl. Pts.	Bonus	TOTAL
Scored bests come from PRE-SEASON DATA								
60m	15	Ryan SEYMOUR	SR	6.96	3/5/11	1	0.44	1.44
Team Total								1.44

87



## Dickinson

Centennial Conference

Event	Scrd As	Athlete	Yr	Scored Mark	Date	Pl. Pts.	Bonus	TOTAL
Scored bests come from PRE-SEASON DATA								
5000m	16	Dylan STRAUGHAN	SR	14:46.40	2/11/11	0.9	0.34	1.24
Team Total								1.24

88



## SUNY Fredonia

State University of New York Athletic Conference

▼73

Event	Scrd As	Athlete	Yr	Scored Mark		Date	Pl. Pts.	Bonus	TOTAL
Scored bests come from CURRENT season									
▶ TJ	24	Andrew CHARSKY	JR	14.06m	46-1½	12/8/11	0.3	0.00	0.30
Scored bests come from PRE-SEASON DATA									
▶ PV	19	Broncho ROLLINS	SR	4.70m	15-5	2/26/11	0.6	0.00	0.60
▶ PV	24	Cody DAHLEIDEN	SR	4.65m	15-3	2/12/11	0.3	0.00	0.30
Team Total									1.20

89



## Coast Guard

New England Women's & Men's Athletic Conferen

▼47

Event	Scrd As	Athlete	Yr	Scored Mark	Date	Pl. Pts.	Bonus	TOTAL
Scored bests come from PRE-SEASON DATA								
H60m	17	Adam SCALESE	SO	8.36	3/4/11	0.8	0.28	1.08
Team Total								1.08

90



## Ripon

Midwest Conference

Event	Scrd As	Athlete	Yr	Scored Mark	Date	Pl. Pts.	Bonus	TOTAL
Scored bests come from PRE-SEASON DATA								
400m	18	Matthew WOOD	JR	49.70	2/25/11	0.7	0.34	1.04
Team Total								1.04

91



## Ursinus

Centennial Conference

Event	Scrd As	Athlete	Yr	Scored Mark	Date	Pl. Pts.	Bonus	TOTAL	
Scored bests come from PRE-SEASON DATA									
▶ H60m	23	Chris ROUNTREE	JR	8.42	2/26/11	0.35	0.05	0.40	
▶ TJ	22	Chris ROUNTREE	JR	14.11m	46-3½	2/26/11	0.4	0.00	0.40
Team Total								0.80	

92



## Coe

Iowa Intercollegiate Athletic Conference

Event	Scrd As	Athlete	Yr	Scored Mark	Date	Pl. Pts.	Bonus	TOTAL	
Scored bests come from PRE-SEASON DATA									
▶ H60m	28	Jared KUEHNER	JR	8.46	3/5/11	0.1	0.00	0.10	
▶ HJ	18	Jared KUEHNER	JR	2.00m	6-6½	2/25/11	0.7	0.00	0.70
Team Total								0.80	

93



## SUNY Oneonta

State University of New York Athletic Conference

Event	Scrd As	Athlete	Yr	Scored Mark	Date	Pl. Pts.	Bonus	TOTAL
Scored bests come from CURRENT season								
60m	22	Sean BERNSTEIN	JR	6.99	12/10/11	0.4	0.17	0.57
Scored bests come from PRE-SEASON DATA								
400m	28	Sean WREN	SR	49.92	2/11/11	0.1	0.12	0.22
Team Total								0.79

"Scrd As", short for "Scored As", Standing used for place points portion of performance's score combining preseason data (when applied) to current season data

Numbers in BLACK are both the performance's actual NCAA rank AND "scored as" rank Numbers in RED indicate actual NCAA rank does not exist or is worse than "scored as" rank Numbers in BLUE indicate actual NCAA rank is better than "scored as" rank

USTFCCCA Non-Member

Non-Member Schools Will NOT be ranked, beginning Week 2



# USTFCCCA NCAA Division III National Team Rankings

## 2012 Indoor Track & Field, Preseason

as of 1/11/2012 10:58:47 AM

**D** denotes multiple-event rule in affect  
Only those who score >0.01 pts are shown

### MEN

#### 94 **RPI** Liberty League

Event	Scrd As	Athlete	Yr	Scored Mark	Date	Pl. Pts.	Bonus	TOTAL
Scored bests come from PRE-SEASON DATA								
▶ 60m	22	Austin DREXLER	SR	6.99	2/12/11	0.4	0.17	0.57
▶ HJ	26	Stephen SILBER	SO	1.98m	6-6 2/25/11	0.2	0.00	0.20
Team Total								0.77

#### 95 **Brandeis** University Athletic Association

Event	Scrd As	Athlete	Yr	Scored Mark	Date	Pl. Pts.	Bonus	TOTAL
Scored bests come from PRE-SEASON DATA								
▶ Mile	20	Devon HOLGATE	SR	4:14.95	2/11/11	0.5	0.22	0.72
<b>Team Total</b>								<b>0.72</b>

#### 96 **Washington and Jeffer** Presidents' Athletic Conference

Event	Scrd As	Athlete	Yr	Scored Mark		Date	Pl. Pts.	Bonus	TOTAL
Scored bests come from PRE-SEASON DATA									
▶ LJ	19	Taylor HOCKMAN	SR	6.96m	22-10	2/19/11	0.6	0.12	0.72
Team Total									0.72

#### 97 **Mount St. Joseph** Heartland Collegiate Athletic Conference

Event	Scrd As	Athlete	Yr	Scored Mark	Date	Pl. Pts.	Bonus	TOTAL
Scored bests come from PRE-SEASON DATA								
▶ 60m	26	Akiel BELFON	JR	7.00	2/26/11	0.2	0.13	0.33
▶ 400m	26	Micquelle BURTON	SO	49.84	2/26/11	0.2	0.18	0.38
<b>Team Total</b>								<b>0.71</b>

#### 98 **Keene State** Little East Conference ▼42

Event	Scrd As	Athlete	Yr	Scored Mark	Date	Pl. Pts.	Bonus	TOTAL	
Scored bests come from CURRENT season									
▶ HJ	18	Michael PIANKA	FR	2.00m	6-6½	12/3/11	0.7	0.00	0.70
Team Total								0.70	

#### 99 **Fitchburg State** Massachusetts State Collegiate Athletic Conference

Event	Scrd As	Athlete	Yr	Scored Mark	Date	Pl. Pts.	Bonus	TOTAL	
Scored bests come from CURRENT season									
▶ WT	19	Matt MOULO	SR	17.26m	56-7½	12/10/11	0.6	0.00	0.60
Team Total								0.60	

#### 99 **Northwestern (Minn.)** Upper Midwest Athletic Conference

Event	Scrd As	Athlete	Yr	Scored Mark	Date	Pl. Pts.	Bonus	TOTAL	
Scored bests come from PRE-SEASON DATA									
▶ WT	19	Taylor GISH	SR	17.26m	56-7½	2/26/11	0.6	0.00	0.60
Team Total								0.60	

#### 101 **Bridgewater State** Massachusetts State Collegiate Athletic Conference

Event	Scrd As	Athlete	Yr	Scored Mark	Date	Pl. Pts.	Bonus	TOTAL
Scored bests come from PRE-SEASON DATA								
▶ H60m	21	Matthew HORAN	SO	8.40	2/18/11	0.45	0.13	0.58
<b>Team Total</b>								<b>0.58</b>

#### 102 **Guilford** Old Dominion Athletic Conference

Event	Scrd As	Athlete	Yr	Scored Mark	Date	Pl. Pts.	Bonus	TOTAL
Scored bests come from PRE-SEASON DATA								
▶ 60m	22	Johnathan SMITH	SO	6.99	2/25/11	0.4	0.17	0.57
<b>Team Total</b>								<b>0.57</b>

#### 103 **RIT** Liberty League ▼56

Event	Scrd As	Athlete	Yr	Scored Mark	Date	Pl. Pts.	Bonus	TOTAL
Scored bests come from PRE-SEASON DATA								
▶ 5000m	24	Mike KURVACH	SR	14:54.80	3/4/11	0.3	0.00	0.30
▶ H60m	25	Cameron LEE	JR	8.43	3/4/11	0.25	0.02	0.27
<b>Team Total</b>								<b>0.57</b>

"Scrd As", short for "Scored As", Standing used for place points portion of performance's score combining preseason data (when applied) to current season data

Numbers in BLACK are both the performance's actual NCAA rank AND "scored as" rank Numbers in RED indicate actual NCAA rank does not exist or is worse than "scored as" rank Numbers in BLUE indicate actual NCAA rank is better than "scored as" rank

**USTFCCCA Non-Member** Non-Member Schools Will NOT be ranked, beginning Week 2



# USTFCCCA NCAA Division III National Team Rankings

## 2012 Indoor Track & Field, Preseason

as of 1/11/2012 10:58:47 AM

**D** denotes multiple-event rule in affect  
Only those who score >0.01 pts are shown

### MEN

# 104



## Ramapo

New Jersey Athletic Conference

# ▼89

Event	Scrd As	Athlete	Yr	Scored Mark	Date	Pl. Pts.	Bonus	TOTAL	
Scored bests come from CURRENT season									
▶ 60m	33	Ackeme BROWN	JR	7.02	12/4/11		0.04	0.04	
Scored bests come from PRE-SEASON DATA									
▶ TJ	20	Isaac PATTERSON	SR	14.15m	46-5¼	2/25/11	0.5	0.02	0.52
Team Total								0.56	

# 105



## Chicago

University Athletic Association

# ▼63

Event	Scrd As	Athlete	Yr	Scored Mark	Date	Pl. Pts.	Bonus	TOTAL
Scored bests come from PRE-SEASON DATA								
▶ 400m	30	Demetrios BRIZZOLARA	JR	49.99	3/4/11	0.02	0.08	0.10
▶ 5000m	23	Billy WHITMORE	JR	14:53.89	2/26/11	0.35	0.04	0.39
Team Total								0.49

# 106



## Concordia Chicago

Northern Athletics Conference

Event	Scrd As	Athlete	Yr	Scored Mark	Date	Pl. Pts.	Bonus	TOTAL
Scored bests come from PRE-SEASON DATA								
▶ 60m	26	Merrell DAVIS	JR	7.00	2/26/11	0.2	0.13	0.33
Team Total								0.33

# 106



## Virginia Wesleyan

Old Dominion Athletic Conference

Event	Scrd As	Athlete	Yr	Scored Mark	Date	Pl. Pts.	Bonus	TOTAL
Scored bests come from PRE-SEASON DATA								
▶ 60m	26	Randy LOTT	SO	7.00	2/11/11	0.2	0.13	0.33
Team Total								0.33

# 108



## DeSales

Middle Atlantic Conferences

Event	Scrd As	Athlete	Yr	Scored Mark	Date	Pl. Pts.	Bonus	TOTAL	
Scored bests come from PRE-SEASON DATA									
▶ HJ	26	Andrew MACNIVEN	SR	1.98m	6-6	2/26/11	0.2	0.00	0.20
Team Total								0.20	

# 108



## Plattsburgh State

State University of New York Athletic Conference

# ▼60

Event	Scrd As	Athlete	Yr	Scored Mark		Date	Pl. Pts.	Bonus	TOTAL
Scored bests come from PRE-SEASON DATA									
▶ HJ	26	Dustin SCOTT	JR	1.98m	6-6	1/22/11	0.2	0.00	0.20
Team Total									0.20

# 108



## Worcester State

Massachusetts State Collegiate Athletic Conference

Event	Scrd As	Athlete	Yr	Scored Mark		Date	Pl. Pts.	Bonus	TOTAL
Scored bests come from CURRENT season									
▶ HJ	26	Andrew JOHNSON	SO	1.98m	6-6	12/3/11	0.2	0.00	0.20
Team Total									0.20

# 111



## Ithaca

Empire 8 Athletic Conference

Event	Scrd As	Athlete	Yr	Scored Mark	Date	Pl. Pts.	Bonus	TOTAL
Scored bests come from PRE-SEASON DATA								
▶ 4x400	18			3:20.92	3/4/11	0.2	0.00	0.20
Team Total								0.20

# 112



## Birmingham-Southern

Southern Collegiate Athletic Conference

Event	Scrd As	Athlete	Yr	Scored Mark	Date	Pl. Pts.	Bonus	TOTAL
Scored bests come from PRE-SEASON DATA								
▶ 800m	28	Robert WILLETT	JR	1:55.47	2/19/11	0.1	0.06	0.16
Team Total								0.16

# 113



## St. Scholastica

Upper Midwest Athletic Conference

Event	Scrd As	Athlete	Yr	Scored Mark	Date	Pl. Pts.	Bonus	TOTAL	
Scored bests come from PRE-SEASON DATA									
▶ WT	27	Tom LYSCIO	SR	16.57m	54-4½	2/26/11	0.15	0.00	0.15
Team Total								0.15	

"Scrd As", short for "Scored As", Standing used for place points portion of performance's score combining preseason data (when applied) to current season data

Numbers in BLACK are both the performance's actual NCAA rank AND "scored as" rank Numbers in RED indicate actual NCAA rank does not exist or is worse than "scored as" rank Numbers in BLUE indicate actual NCAA rank is better than "scored as" rank

USTFCCCA Non-Member

Non-Member Schools Will NOT be ranked, beginning Week 2



# USTFCCCA NCAA Division III National Team Rankings

## 2012 Indoor Track & Field, Preseason

as of 1/11/2012 10:58:47 AM

**D** denotes multiple-event rule in affect  
Only those who score >0.01 pts are shown

### MEN

113

**Trine**  
 Michigan Intercollegiate Athletic Association

Event	Scrd As	Athlete	Yr	Scored Mark	Date	Pl. Pts.	Bonus	TOTAL	
Scored bests come from CURRENT season									
▶ SP	27	Dustin STUTZMAN	JR	15.47m	50-9%	12/3/11	0.15	0.00	0.15
<b>Team Total</b>								<b>0.15</b>	

115

**Washington and Lee**  
 Old Dominion Athletic Conference

Event	Scrd As	Athlete	Yr	Scored Mark	Date	Pl. Pts.	Bonus	TOTAL	
Scored bests come from PRE-SEASON DATA									
▶ 400m	29	Alexander TALLMAN	SO	49.96		12/5/10	0.05	0.10	0.15
<b>Team Total</b>								<b>0.15</b>	

116

**Delaware Valley**  
 Middle Atlantic Conferences

Event	Scrd As	Athlete	Yr	Scored Mark	Date	Pl. Pts.	Bonus	TOTAL	
Scored bests come from PRE-SEASON DATA									
▶ 60m	30	Travis PITTS	SR	7.01		3/4/11	0.02	0.09	0.11
<b>Team Total</b>								<b>0.11</b>	

117

**Bridgewater (Va.)**  
 Old Dominion Athletic Conference

Event	Scrd As	Athlete	Yr	Scored Mark	Date	Pl. Pts.	Bonus	TOTAL	
Scored bests come from PRE-SEASON DATA									
▶ H60m	28	Daryus BEALE	SO	8.46		2/25/11	0.1	0.00	0.10
<b>Team Total</b>								<b>0.10</b>	

117

**Carroll (Wis.)**  
 Midwest Conference

Event	Scrd As	Athlete	Yr	Scored Mark	Date	Pl. Pts.	Bonus	TOTAL	
Scored bests come from PRE-SEASON DATA									
▶ H60m	28	Alex MARCHILLO	JR	8.46		2/25/11	0.1	0.00	0.10
<b>Team Total</b>								<b>0.10</b>	

117

**Heidelberg**  
 Ohio Athletic Conference

Event	Scrd As	Athlete	Yr	Scored Mark	Date	Pl. Pts.	Bonus	TOTAL	
Scored bests come from CURRENT season									
▶ H60m	28	Joe YODER	SR	8.46		12/2/11	0.1	0.00	0.10
<b>Team Total</b>								<b>0.10</b>	

120

**Westfield State**  
 Massachusetts State Collegiate Athletic Conference

Event	Scrd As	Athlete	Yr	Scored Mark	Date	Pl. Pts.	Bonus	TOTAL	
Scored bests come from PRE-SEASON DATA									
▶ DMR	19			10:06.84		2/25/11	0.1	0.00	0.10
<b>Team Total</b>								<b>0.10</b>	

120

**Wheaton (Mass.)**  
 New England Women's & Men's Athletic Conferen

Event	Scrd As	Athlete	Yr	Scored Mark	Date	Pl. Pts.	Bonus	TOTAL	
Scored bests come from PRE-SEASON DATA									
▶ 4x400	19			3:20.93		2/11/11	0.1	0.00	0.10
<b>Team Total</b>								<b>0.10</b>	

122

**Simpson (Iowa)**  
 Iowa Intercollegiate Athletic Conference

Event	Scrd As	Athlete	Yr	Scored Mark	Date	Pl. Pts.	Bonus	TOTAL	
Scored bests come from PRE-SEASON DATA									
▶ 800m	30	Matt STONE	SR	1:55.65		3/5/11	0.02	0.02	0.04
<b>Team Total</b>								<b>0.04</b>	

123

**Keystone**  
 Colonial States Athletic Conference

Event	Scrd As	Athlete	Yr	Scored Mark	Date	Pl. Pts.	Bonus	TOTAL	
Scored bests come from PRE-SEASON DATA									
▶ SP	30	Jared CONKLIN	SO	15.37m	50-5%	2/13/11	0.02	0.00	0.02
<b>Team Total</b>								<b>0.02</b>	

"Scrd As", short for "Scored As", Standing used for place points portion of performance's score combining preseason data (when applied) to current season data

Numbers in BLACK are both the performance's actual NCAA rank AND "scored as" rank Numbers in RED indicate actual NCAA rank does not exist or is worse than "scored as" rank Numbers in BLUE indicate actual NCAA rank is better than "scored as" rank

USTFCCCA Non-Member

Non-Member Schools Will NOT be ranked, beginning Week 2



# USTFCCCA NCAA Division III National Team Rankings



## 2012 Indoor Track & Field, Preseason



as of 1/11/2012 10:58:48 AM

**D** denotes multiple-event rule in affect  
Only those who score >0.01 pts are shown

### WOMEN

I			Wartburg			1			
Iowa Intercollegiate Athletic Conference									
Event	Scrd As	Athlete	Yr	Scored Mark	Date	Pl. Pts.	Bonus	TOTAL	
Scored bests come from PRE-SEASON DATA									
▶ 60m	3	Faith BURT	SR	7.65	3/12/11	16	1.90	17.90	
▶ 60m	8	Nevada MORRISON	SR	7.76	3/4/11	7	0.85	7.85	
▶ 60m	18	Skye MORRISON	SR	7.88	2/19/11	0.7	0.17	0.87	
▶ 400m	1	Nevada MORRISON	SR	55.83	2/25/11	20	2.98	22.98	
▶ 400m	4	Faith BURT	SR	56.56	3/4/11	14	1.80	15.80	
▶ 400m	15	Kendra KREGEL	JR	57.83	3/4/11	1	0.30	1.30	
▶ 400m	20	Skye MORRISON	SR	58.25	1/28/11	0.5	0.08	0.58	
▶ Mile	11	Emily EIMERS	SR	5:01.37	3/4/11	4	0.58	4.58	
▶ 5000m	27	Laura SIGMUND	SR	17:52.94	3/4/11	0.15	0.00	0.15	
▶ H60m	5	Camesha GOODS	SO	8.80	3/12/11	12	1.55	13.55	
▶ H60m	26	Stephanie HABERER	SR	9.20	3/4/11	0.2	0.00	0.20	
▶ H60m	28	Sarah BORAAS	SO	9.23	2/19/11	0.1	0.00	0.10	
▶ 4x400	1			3:47.16	3/12/11	20	4.51	24.51	
▶ DMR	14			12:02.13	2/25/11	0.6	0.14	0.74	
▶ LJ	2	Skye MORRISON	SR	5.89m	19-4 3/12/11	18	3.40	21.40	
▶ TJ	3	Skye MORRISON	SR	11.93m	39-1 3/12/11	16	2.18	18.18	
▶ TJ	16	Monique DAVISSON	JR	11.40m	37-5 1/14/11	0.9	0.18	1.08	
▶ TJ	20	Courtney EGTS	SO	11.27m	36-11 3/4/11	0.5	0.00	0.50	
▶ SP	4	Sarah HOFFMANN	SR	13.82m	45-4 2/12/11	14	2.09	16.09	
▶ SP	6	Britlyn SIECK	JR	13.78m	45-2 3/4/11	10	1.95	11.95	
▶ SP	24	Emily CORY	SR	12.54m	41-1 3/4/11	0.3	0.00	0.30	
▶ PENT	9	Camesha GOODS	SO	3,159	2/4/11	6	0.62	6.62	
Team Total							187.22		

2			Williams	 5					
New England Small College Athletic Conference									
Event	Scrd As	Athlete	Yr	Scored Mark		Date	Pl. Pts.	Bonus	TOTAL
Scored bests come from CURRENT season									
▶ 5000m	1	Chiara DEL PICCOLO	SO	16:57.98		12/3/11	20	2.44	22.44
Scored bests come from PRE-SEASON DATA									
▶ 60m	18	Tanasia HOFFLER	JR	7.88		2/18/11	0.7	0.17	0.87
▶ 800m	26	Julianne FONTANA	SO	2:18.48		1/28/11	0.2	0.03	0.23
▶ 5000m	3	Annie DEAR	JR	17:03.77		3/4/11	16	1.99	17.99
▶ 5000m	6	Jennifer GOSSELS	JR	17:07.77		12/4/10	10	1.67	11.67
▶ 5000m	30	Leslie BLACKSHEAR	SO	17:57.26		1/14/11	0.02	0.00	0.02
▶ DMR	10			11:56.47		3/4/11	1	1.02	2.02
▶ PV	11	Jenna ADAMS	SO	3.65m	11-11½	2/18/11	4	0.77	4.77
▶ LJ	9	Tanasia HOFFLER	JR	5.63m	18-5½	1/28/11	6	0.91	6.91
▶ LJ	24	Brooke JOHNSON	JR	5.37m	17-7½	3/4/11	0.3	0.00	0.30
▶ TJ	1	Tanasia HOFFLER	JR	12.24m	40-2	3/12/11	20	3.89	23.89
▶ TJ	3	Brooke JOHNSON	JR	11.93m	39-1½	12/11/10	16	2.18	18.18
▶ WT	5	Amina AVRIL	SO	17.28m	56-8½	1/22/11	12	2.38	14.38
Team Total								123.68	

3		 UW-Oshkosh		 2				
Wisconsin Intercollegiate Athletic Conference								
Event	Scrd As	Athlete	Yr	Scored Mark	Date	Pl. Pts.	Bonus	TOTAL
Scored bests come from PRE-SEASON DATA								
▶ 800m	5	Christy CAZZOLA	JR	2:12.53	1/21/11	12	1.56	13.56
▶ Mile	2	Christy CAZZOLA	JR	4:54.03	2/25/11	18	2.36	20.36
▶ 4x400	11			3:57.00	2/12/11	0.9	0.25	1.15
▶ DMR	11			11:56.65	2/19/11	0.9	0.98	1.88
▶ PV	3	Danielle CARRIGAN	SR	3.90m	12-9½	16	2.38	18.38
▶ PV	5	Lisha HANSON	SR	3.70m	12-1½	12	1.08	13.08
▶ SP	2	Breanna STRUPP	JR	13.85m	45-5½	18	2.20	20.20
▶ SP	15	Abby MARTIN	SO	12.79m	41-11½	1	0.16	1.16
▶ SP	20	Alexia CHILD	SR	12.62m	41-5	0.5	0.00	0.50
▶ WT	2	Alexia CHILD	SR	17.48m	57-4½	18	3.09	21.09
▶ WT	9	Kayla OBERSTADT	SR	16.49m	54-1½	6	0.45	6.45
▶ WT	12	Samantha LOEW	JR	16.33m	53-7	3	0.25	3.25
▶ WT	15	Breanna STRUPP	JR	16.29m	53-5½	1	0.20	1.20
▶ PENT	18	Sadie SAWALL	SR	3,005	3/4/11	0.7	0.00	0.70
Team Total						122.96		

"Scrd As", short for "Scored As", Standing used for place points portion of performance's score combining preseason data (when applied) to current season data

Numbers in BLACK are both the performance's actual NCAA rank AND "scored as" rank Numbers in RED indicate actual NCAA rank does not exist or is worse than "scored as" rank Numbers in BLUE indicate actual NCAA rank is better than "scored as" rank

USTFCCCA Non-Member

Non-Member Schools Will NOT be ranked, beginning Week 2





# USTFCCCA NCAA Division III National Team Rankings

## 2012 Indoor Track & Field, Preseason

as of 1/11/2012 10:58:48 AM

**D** denotes multiple-event rule in affect  
Only those who score >0.01 pts are shown

### WOMEN

4



**Illinois Wesleyan**

College Conference of Illinois & Wisconsin

▲ 2

Event	Scrd As	Athlete	Yr	Scored Mark		Date	Pl. Pts.	Bonus	TOTAL
Scored bests come from CURRENT season									
▶ PV	27	Meridith BEIRD	FR	3.35m	10-11%	12/2/11	0.15	0.00	0.15
Scored bests come from PRE-SEASON DATA									
▶ 60m	15	Shavantay THOMAS	SR	7.85		1/29/11	1	0.27	1.27
▶ 400m	6	Lauren ALPERT	SR	56.86		3/12/11	10	1.33	11.33
▶ 400m	10	Lauren ROCK	JR	57.19		3/4/11	5	0.90	5.90
▶ 400m	17	Shavantay THOMAS	SR	57.92		2/25/11	0.8	0.25	1.05
▶ 400m	25	Jessica CHRISTY	SR	58.58		2/25/11	0.25	0.00	0.25
▶ 800m	6	Tara CLEMENS	JR	2:12.81		3/12/11	10	1.45	11.45
▶ 800m	13	Lauren ROCK	JR	2:16.57		2/25/11	2	0.37	2.37
▶ 800m	15	Mallory KIRBY	SO	2:17.29		2/4/11	1	0.24	1.24
▶ 4x400	2			3:48.48		3/12/11	17	3.81	20.81
▶ DMR	5			11:53.22		3/4/11	8	1.68	9.68
▶ LJ	4	Lauren ALPERT	SR	5.76m	18-10%	3/12/11	14	1.96	15.96
▶ TJ	10	Lauren ALPERT	SR	11.51m	37-9%	2/25/11	5	0.41	5.41
Team Total									86.88

5



**MIT**

New England Women's & Men's Athletic Conferen

▼ 2

Event	Scrd As	Athlete	Yr	Scored Mark	Date	Pl. Pts.	Bonus	TOTAL	
Scored bests come from PRE-SEASON DATA									
▶ 400m	3	Portia JONES	SR	56.44	3/12/11	16	1.99	17.99	
▶ 400m	22	Jamie SIMMONS	SR	58.40	1/28/11	0.4	0.01	0.41	
▶ Mile	7	Brooke JOHNSON		4:57.75	#####	8	1.28	9.28	
▶ Mile	17	Louise VAN DEN HEUVEL	SO	5:04.88	2/11/11	0.8	0.24	1.04	
▶ H60m	2	Portia JONES	SR	8.73	3/12/11	18	2.34	20.34	
▶ H60m	28	Jacqueline BREW	SO	9.23	3/4/11	0.1	0.00	0.10	
▶ 4x400	6			3:53.95	2/11/11	6	1.26	7.26	
▶ DMR	4			11:52.30	2/25/11	11	1.87	12.87	
▶ PV	7	Lauren KUNTZ	JR	3.67m	12-½	3/12/11	8	0.89	8.89
▶ LJ	25	Jacqueline BREW	SO	5.35m	17-6%	2/18/11	0.25	0.00	0.25
▶ PENT	25	Jaclyn KONOPKA	SO	2,958	2/18/11	0.25	0.00	0.25	
Team Total								78.69	

6



**Methodist**

USA South Athletic Conference

▼ 2

Event	Scrd As	Athlete	Yr	Scored Mark	Date	Pl. Pts.	Bonus	TOTAL
Scored bests come from CURRENT season								
▶ 60m	12	Bria WILSON	FR	7.82	12/4/11	3	0.44	3.44
▶ H60m	15	Brittanie MORRIS	SO	8.96	12/4/11	1	0.33	1.33
Scored bests come from PRE-SEASON DATA								
▶ 60m	2	Ashlynn CHAVIS	JR	7.57	3/12/11	18	2.77	20.77
▶ 60m	10	Ruby BLACKWELL	JR	7.77	2/20/11	5	0.78	5.78
▶ 400m	2	Ruby BLACKWELL	JR	55.89	3/12/11	18	2.88	20.88
▶ LJ	1	Ashlynn CHAVIS	JR	5.93m	19-5½	20	3.85	23.85
Team Total								76.04

7



**Monmouth (Ill.)**

Midwest Conference

▲ 3

Event	Scrd As	Athlete	Yr	Scored Mark	Date	Pl. Pts.	Bonus	TOTAL	
Scored bests come from PRE-SEASON DATA									
▶ 800m	29	Rachel BOWDEN	JR	2:18.70	2/25/11	0.05	0.00	0.05	
▶ H60m	7	Alexa ALLEN	SO	8.86	3/12/11	8	1.03	9.03	
▶ HJ	6	Emily TYSMA	SO	1.68m	5-6	2/12/11	10	0.88	10.88
▶ LJ	11	MacKinsey MARQUITH	JR	5.56m	18-3	3/5/11	4	0.48	4.48
▶ SP	3	Allison DEVOR	JR	13.83m	45-4½	3/12/11	16	2.13	18.13
▶ SP	12	Amanda STREETER	SR	13.04m	42-9½	3/4/11	3	0.47	3.47
▶ WT	1	Allison DEVOR	JR	17.53m	57-6½	3/12/11	20	3.27	23.27
▶ WT	21	Amanda STREETER	SR	15.65m	51-4½	1/22/11	0.45	0.00	0.45
▶ WT	22	Raven ROBINSON	SO	15.53m	50-11½	2/25/11	0.4	0.00	0.40
Team Total								70.16	

"Scrd As", short for "Scored As", Standing used for place points portion of performance's score combining preseason data (when applied) to current season data

Numbers in BLACK are both the performance's actual NCAA rank AND "scored as" rank Numbers in RED indicate actual NCAA rank does not exist or is worse than "scored as" rank Numbers in BLUE indicate actual NCAA rank is better than "scored as" rank

USTFCCCA Non-Member

Non-Member Schools Will NOT be ranked, beginning Week 2



# USTFCCCA NCAA Division III National Team Rankings

## 2012 Indoor Track & Field, Preseason

as of 1/11/2012 10:58:48 AM

**D**

denotes multiple-event rule in affect

Only those who score >0.01 pts are shown

### WOMEN

**8**



**Middlebury**

New England Small College Athletic Conference

**▲11**

Event	Scrd As	Athlete	Yr	Scored Mark	Date	Pl. Pts.	Bonus	TOTAL
Scored bests come from PRE-SEASON DATA								
800m	7	Margo CRAMER	SR	2:13.45	2/11/11	8	1.22	9.22
Mile	3	Margo CRAMER	SR	4:54.38	2/18/11	16	2.25	18.25
Mile	23	Kathleen ROMINGER	SO	5:07.98	2/11/11	0.35	0.00	0.35
Mile	26	Addie TOUSLEY	JR	5:09.19	2/5/11	0.2	0.00	0.20
5000m	19	Colette WHITNEY	SO	17:41.70	3/4/11	0.6	0.22	0.82
5000m	25	Claire MCILVENNIE	SR	17:52.14	2/11/11	0.25	0.00	0.25
DMR	1			11:47.96	3/12/11	20	2.77	22.77
HJ	4	Grace DOERING	JR	1.69m	5-6½	14	1.43	15.43
Team Total								67.28

**9**



**Illinois College**

Midwest Conference

**▼4**

Event	Scrd As	Athlete	Yr	Scored Mark	Date	Pl. Pts.	Bonus	TOTAL
Scored bests come from PRE-SEASON DATA								
H60m	1	Melissa NORVILLE	JR	8.72	3/12/11	20	2.46	22.46
LJ	3	Melissa NORVILLE	JR	5.80m	19-½	16	2.40	18.40
TJ	2	Melissa NORVILLE	JR	12.19m	40-0	18	3.61	21.61
PENT	12	Megan STRINGER	JR	3,096	2/18/11	3	0.33	3.33
Team Total								65.80

**10**



**Ramapo**

New Jersey Athletic Conference

**▲33**

Event	Scrd As	Athlete	Yr	Scored Mark	Date	Pl. Pts.	Bonus	TOTAL
Scored bests come from CURRENT season								
PV	27	Danielle WANKMULLER	FR	3.35m	10-11½	0.15	0.00	0.15
Scored bests come from PRE-SEASON DATA								
60m	6	Anita ROGERS	JR	7.72	2/26/11	10	1.16	11.16
H60m	28	Taylor FURMAN	SO	9.23	3/4/11	0.1	0.00	0.10
4x400	19			3:59.39	2/25/11	0.1	0.00	0.10
PV	4	Michelle FAVRE	JR	3.87m	12-8¾	14	2.12	16.12
LJ	6	Anita ROGERS	JR	5.68m	18-7¾	10	1.29	11.29
TJ	5	Anita ROGERS	JR	11.92m	39-1¼	12	2.13	14.13
PENT	10	Maura BURKE	SR	3,150	2/12/11	5	0.57	5.57
Team Total								58.61

**11**



**Wheaton (Mass.)**

New England Women's & Men's Athletic Conference

**unch**

Event	Scrd As	Athlete	Yr	Scored Mark	Date	Pl. Pts.	Bonus	TOTAL
Scored bests come from CURRENT season								
LJ	30	Amanda CLAFILIN	JR	5.34m	17-6¼	0.02	0.00	0.02
Scored bests come from PRE-SEASON DATA								
400m	23	Ashante LITTLE	SO	58.46	2/25/11	0.35	0.00	0.35
400m	24	Lauren CARDARELLI	SR	58.54	3/4/11	0.3	0.00	0.30
H60m	2	Didi JUSME	SR	8.73	3/12/11	18	2.34	20.34
4x400	8			3:54.85	3/4/11	3	0.96	3.96
HJ	29	Mollie LANE	SO	1.63m	5-4¾	0.05	0.00	0.05
TJ	7	Ashley DELL'AIRA	SR	11.68m	38-4	8	1.04	9.04
WT	4	Tope WAHEED	SR	17.32m	56-10	14	2.51	16.51
Team Total								50.57

**12**



**UW-Whitewater**

Wisconsin Intercollegiate Athletic Conference

**▲12**

Event	Scrd As	Athlete	Yr	Scored Mark	Date	Pl. Pts.	Bonus	TOTAL
Scored bests come from PRE-SEASON DATA								
H60m	17	Shelby DEMOS	JR	8.99	2/25/11	0.8	0.22	1.02
HJ	1	Shelby DEMOS	JR	1.72m	5-7¾	20	3.24	23.24
HJ	11	JoLyn OWEN	JR	1.67m	5-5¾	4	0.48	4.48
PV	19	Melanie PILON	SO	3.40m	11-1¼	0.6	0.00	0.60
PENT	2	JoLyn OWEN	JR	3,353	2/25/11	18	2.55	20.55
Team Total								49.89

**13**



**Wellesley**

New England Women's & Men's Athletic Conference

**▼2**

Event	Scrd As	Athlete	Yr	Scored Mark	Date	Pl. Pts.	Bonus	TOTAL
Scored bests come from PRE-SEASON DATA								
800m	2	Leah CLEMENT	JR	2:10.68	2/25/11	18	2.50	20.50
800m	11	Randelle BOOTS	JR	2:16.19	2/18/11	4	0.44	4.44
Mile	1	Randelle BOOTS	JR	4:50.12	2/25/11	20	3.56	23.56
DMR	15			12:03.54	2/11/11	0.5	0.01	0.51
Team Total								49.01

"Scrd As", short for "Scored As", Standing used for place points portion of performance's score combining preseason data (when applied) to current season data

Numbers in BLACK are both the performance's actual NCAA rank AND "scored as" rank Numbers in RED indicate actual NCAA rank does not exist or is worse than "scored as" rank Numbers in BLUE indicate actual NCAA rank is better than "scored as" rank

USTFCCCA Non-Member

Non-Member Schools Will NOT be ranked, beginning Week 2



# USTFCCCA NCAA Division III National Team Rankings

## 2012 Indoor Track & Field, Preseason

as of 1/11/2012 10:58:49 AM

**D** denotes multiple-event rule in affect  
Only those who score >0.01 pts are shown

### WOMEN

# 14



## North Central (Ill.)

College Conference of Illinois & Wisconsin

# 3

Event	Scrd As	Athlete	Yr	Scored Mark	Date	Pl. Pts.	Bonus	TOTAL
Scored bests come from PRE-SEASON DATA								
▶ 60m	7	Kayla MURPHY	SR	7.75	2/11/11	8	0.92	8.92
▶ 800m	10	Krista COTA	JR	2:14.59	2/25/11	5	0.80	5.80
▶ H60m	11	Brandi JACKSON		8.91	#####	4	0.66	4.66
▶ 4x400	3			3:50.01	3/4/11	14	3.01	17.01
▶ DMR	6			11:53.78	3/4/11	6	1.57	7.57
▶ HJ	25	Krista COTA	JR	1.64m 5-4½	3/4/11	0.25	0.00	0.25
▶ PV	15	Kayla MURPHY	SR	3.45m 11-3¾	2/5/11	1	0.11	1.11
▶ PENT	14	Jocelyn REDLINSKI	SO	3,081	2/25/11	1.5	0.26	1.76
Team Total								47.08

# 15



## UW-Eau Claire

Wisconsin Intercollegiate Athletic Conference

# 18

Event	Scrd As	Athlete	Yr	Scored Mark	Date	Pl. Pts.	Bonus	TOTAL
Scored bests come from PRE-SEASON DATA								
▶ 60m	25	Jordanne GREENUP	SR	7.90	1/22/11	0.25	0.10	0.35
▶ 400m	11	Talisa EMBERTS	SR	57.32	3/5/11	4	0.77	4.77
▶ H60m	9	Kim MIRESE	SR	8.88	3/12/11	6	0.88	6.88
▶ H60m	20	Erin SCHOENFELDER	JR	9.03	3/5/11	0.5	0.07	0.57
▶ 4x400	9			3:55.65	3/5/11	2	0.69	2.69
▶ HJ	11	Julia BARANEK	SR	1.67m 5-5½	2/12/11	4	0.48	4.48
▶ TJ	29	Julia BARANEK	SR	11.08m 36-4¾	2/25/11	0.05	0.00	0.05
▶ SP	5	Brittany FREDERICK	SR	13.81m 45-3¾	3/5/11	12	2.06	14.06
▶ SP	17	Lindsey HALLER	SR	12.77m 41-10¾	3/5/11	0.8	0.13	0.93
▶ WT	6	Brittany FREDERICK	SR	16.91m 55-5½	3/5/11	10	1.46	11.46
Team Total								46.25

# 16



## Ithaca

Empire 8 Athletic Conference

# 3

Event	Scrd As	Athlete	Yr	Scored Mark	Date	Pl. Pts.	Bonus	TOTAL
Scored bests come from CURRENT season								
▶ WT	24	Jessica HOFFNER	SR	15.33m 50-3¾	12/3/11	0.3	0.00	0.30
Scored bests come from PRE-SEASON DATA								
▶ Mile	25	Heidi BAUMBACH	SR	5:09.02	3/4/11	0.25	0.00	0.25
▶ H60m	15	Emma DEWART	SR	8.96	12/4/10	1	0.33	1.33
▶ DMR	17			12:08.43	3/4/11	0.3	0.00	0.30
▶ HJ	11	Emma DEWART	SR	1.67m 5-5½	1/30/11	4	0.48	4.48
▶ HJ	29	Amanda RISSMEYER	JR	1.63m 5-4¾	2/25/11	0.05	0.00	0.05
▶ LJ	7	Emma DEWART	SR	5.64m 18-6	2/6/11	8	0.99	8.99
▶ PENT	1	Emma DEWART	SR	3,565	2/6/11	20	5.26	25.26
▶ PENT	23	Amanda RISSMEYER	JR	2,963	3/4/11	0.35	0.00	0.35
Team Total								41.31

# 17



## Coe

Iowa Intercollegiate Athletic Conference

# 3

Event	Scrd As	Athlete	Yr	Scored Mark	Date	Pl. Pts.	Bonus	TOTAL
Scored bests come from PRE-SEASON DATA								
▶ 400m	7	Keelie FINNEL	SR	56.97	2/25/11	8	1.16	9.16
▶ 800m	1	Keelie FINNEL	SR	2:10.62	2/11/11	20	2.54	22.54
▶ 4x400	5			3:53.11	3/5/11	8	1.55	9.55
Team Total								41.24

"Scrd As", short for "Scored As", Standing used for place points portion of performance's score combining preseason data (when applied) to current season data

Numbers in BLACK are both the performance's actual NCAA rank AND "scored as" rank Numbers in RED indicate actual NCAA rank does not exist or is worse than "scored as" rank Numbers in BLUE indicate actual NCAA rank is better than "scored as" rank

USTFCCCA Non-Member

Non-Member Schools Will NOT be ranked, beginning Week 2



# USTFCCCA NCAA Division III National Team Rankings

## 2012 Indoor Track & Field, Preseason

as of 1/11/2012 10:58:49 AM

**D** denotes multiple-event rule in affect  
Only those who score >0.01 pts are shown

### WOMEN

**18**



**Tufts**

New England Small College Athletic Conference

**30**

Event	Scrd As	Athlete	Yr	Scored Mark		Date	Pl. Pts.	Bonus	TOTAL
Scored bests come from CURRENT season									
▶ WT	13	Kelly ALLEN	JR	16.31m	53-6¼	1/8/12	2	0.23	2.23
Scored bests come from PRE-SEASON DATA									
▶ 4x400	13			3:57.58		2/25/11	0.7	0.12	0.82
▶ DMR	8			11:55.37		3/4/11	3	1.24	4.24
▶ HJ	6	Dayorsha COLLINS	SR	1.68m	5-6	1/15/11	10	0.88	10.88
▶ PV	7	Heather THEISS	SR	3.67m	12-½	3/4/11	8	0.89	8.89
▶ TJ	6	Nakeisha JONES	SR	11.81m	38-9	3/4/11	10	1.52	11.52
▶ SP	15	Kelly ALLEN	JR	12.79m	41-11½	2/18/11	1	0.16	1.16
▶ SP	24	Ronke OYEKUNLE	SR	12.54m	41-1¼	2/12/11	0.3	0.00	0.30
▶ WT	25	Sabienne BRUTUS	JR	15.32m	50-3¼	3/4/11	0.25	0.00	0.25
▶ PENT	16	Jana HIEBER	SO	3,015		2/4/11	0.9	0.00	0.90
Team Total								41.20	

**19**



**Washington (Mo.)**

University Athletic Association

**8**

Event	Scrd As	Athlete	Yr	Scored Mark		Date	Pl. Pts.	Bonus	TOTAL
Scored bests come from CURRENT season							0.4	0.00	0.40
▶ HJ	22	Jasmine WILLIAMS	SO	1.65m	5-5	12/2/11			
Scored bests come from PRE-SEASON DATA									
▶ 800m	20	Erica JACKEY	SR	2:17.53		2/26/11	0.5	0.20	0.70
▶ 800m	21	Liz PHILLIPS	SR	2:17.56		2/4/11	0.45	0.19	0.64
▶ Mile	5	Liz PHILLIPS	SR	4:56.57		2/18/11	12	1.59	13.59
▶ DMR	2			11:48.98		3/4/11	17	2.56	19.56
▶ PV	12	Anna ETHERINGTON	SO	3.55m	11-7½	2/26/11	3	0.42	3.42
▶ TJ	17	Anne DIAZ-ARRASTIA	JR	11.34m	37-2½	1/15/11	0.8	0.06	0.86
Team Total								39.17	

**20**



**Moravian**

Landmark Conference

**9**

Event	Scrd As	Athlete	Yr	Scored Mark		Date	Pl. Pts.	Bonus	TOTAL
Scored bests come from CURRENT season									
▶ PV	15	Allison VANEK	SO	3.45m	11-3%	12/2/11	1	0.11	1.11
Scored bests come from PRE-SEASON DATA									
▶ Mile	16	Cadee ROCKWELL	SR	5:04.85		3/4/11	0.9	0.24	1.14
▶ 5000m	13	Cadee ROCKWELL	SR	17:34.46		3/4/11	2	0.40	2.40
▶ PV	1	Abigail SCHAFER	SR	4.17m	13-8%	3/12/11	20	4.74	24.74
▶ LJ	10	Micah LEONARD	JR	5.58m	18-3%	2/26/11	5	0.55	5.55
▶ TJ	12	Micah LEONARD	JR	11.48m	37-8	3/4/11	3	0.33	3.33
Team Total									38.26

**21**



**Buffalo State**

State University of New York Athletic Conference

**2**

Event	Scrd As	Athlete	Yr	Scored Mark	Date	Pl. Pts.	Bonus	TOTAL
Scored bests come from CURRENT season								
▶ 60m	25	Sasha HENRY	JR	7.90	12/2/11	0.25	0.10	0.35
▶ H60m	11	Jazmin DUNHAM	SO	8.91	12/2/11	4	0.66	4.66
Scored bests come from PRE-SEASON DATA								
▶ 60m	1	Erica JOHNSON	SR	7.51	3/12/11	20	3.43	23.43
▶ H60m	25	Jessica WALKER	SR	9.18	2/19/11	0.25	0.00	0.25
▶ LJ	25	Jasmine POLES	SO	5.35m	17-6¼ 3/4/11	0.25	0.00	0.25
▶ TJ	9	Jessica WALKER	SR	11.58m	38-0 2/26/11	6	0.67	6.67
Team Total								35.61

**22**



**SUNY Oneonta**

State University of New York Athletic Conference

**17**

Event	Scrd As	Athlete	Yr	Scored Mark		Date	Pl. Pts.	Bonus	TOTAL
Scored bests come from CURRENT season									
▶ HJ	3	Kacy BOBURKA	JR	1.70m	5-7	12/3/11	16	2.03	18.03
▶ WT	8	Sarah TIMMONS	SR	16.68m	54-8%	12/10/11	7	0.90	7.90
Scored bests come from PRE-SEASON DATA									
▶ 800m	9	Lauren BRUNETTO	SR	2:14.41		3/4/11	6	0.87	6.87
Team Total									32.79

"Scrd As", short for "Scored As", Standing used for place points portion of performance's score combining preseason data (when applied) to current season data

Numbers in BLACK are both the performance's actual NCAA rank AND "scored as" rank Numbers in RED indicate actual NCAA rank does not exist or is worse than "scored as" rank Numbers in BLUE indicate actual NCAA rank is better than "scored as" rank

USTFCCCA Non-Member

Non-Member Schools Will NOT be ranked, beginning Week 2



# USTFCCCA NCAA Division III National Team Rankings

## 2012 Indoor Track & Field, Preseason

as of 1/11/2012 10:58:50 AM

**D** denotes multiple-event rule in affect  
Only those who score >0.01 pts are shown

### WOMEN

23



**Rowan**

New Jersey Athletic Conference

▲32

Event	Scrd As	Athlete	Yr	Scored Mark	Date	Pl. Pts.	Bonus	TOTAL
Scored bests come from PRE-SEASON DATA								
▶ Mile	9	Jenna PEACOCK	SR	5:01.17	2/25/11	6	0.61	6.61
▶ 5000m	8	Jenna PEACOCK	SR	17:13.91	3/4/11	7	1.20	8.20
▶ H60m	4	Jamie THOMPSON	SO	8.75	3/12/11	14	2.11	16.11
▶ PV	27	Kayla LEAHEY	SO	3.35m 10-11½	1/21/11	0.15	0.00	0.15
▶ LJ	18	Jamie THOMPSON	SO	5.45m 17-10½	3/4/11	0.7	0.06	0.76
Team Total								31.82

24



**Keene State**

Little East Conference

▼10

Event	Scrd As	Athlete	Yr	Scored Mark	Date	Pl. Pts.	Bonus	TOTAL
Scored bests come from PRE-SEASON DATA								
▶ 800m	15	Maggie FITTER	JR	2:17.29	1/28/11	1	0.24	1.24
▶ Mile	13	Maggie FITTER	JR	5:02.14	3/4/11	2	0.50	2.50
▶ Mile	19	Paige MILLS	SR	5:05.41	2/25/11	0.6	0.18	0.78
▶ 5000m	7	Paige MILLS	SR	17:09.96	3/4/11	8	1.50	9.50
▶ 5000m	15	Andrea WALSH	SR	17:39.73	2/25/11	1	0.26	1.26
▶ DMR	3			11:50.99	3/12/11	14	2.14	16.14
▶ HJ	29	Janel HAGGERTY	JR	1.63m 5-4½	1/8/11	0.05	0.00	0.05
Team Total								31.48

25



**Amherst**

New England Small College Athletic Conference

▲30

Event	Scrd As	Athlete	Yr	Scored Mark	Date	Pl. Pts.	Bonus	TOTAL
Scored bests come from CURRENT season								
▶ LJ	25	Naomi BATES	SO	5.35m 17-6½	12/3/11	0.25	0.00	0.25
Scored bests come from PRE-SEASON DATA								
▶ 800m	15	Melissa SULLIVAN	SR	2:17.29	3/4/11	1	0.24	1.24
▶ Mile	6	Melissa SULLIVAN	SR	4:57.52	2/11/11	10	1.33	11.33
▶ Mile	28	Lauren ALMEIDA	JR	5:09.30	2/25/11	0.1	0.00	0.10
▶ 5000m	4	Ali SIMEONE	JR	17:04.61	3/4/11	14	1.92	15.92
▶ DMR	13			11:58.97	3/4/11	0.7	0.56	1.26
Team Total								30.10

26



**NYU**

University Athletic Association

▲17

Event	Scrd As	Athlete	Yr	Scored Mark	Date	Pl. Pts.	Bonus	TOTAL
Scored bests come from PRE-SEASON DATA								
▶ Mile	4	Maeve EVANS	SR	4:55.92	2/19/11	14	1.79	15.79
▶ 5000m	5	Maeve EVANS	SR	17:04.70	3/12/11	12	1.91	13.91
Team Total								29.70

27



**UW-La Crosse**

Wisconsin Intercollegiate Athletic Conference

▲7

Event	Scrd As	Athlete	Yr	Scored Mark	Date	Pl. Pts.	Bonus	TOTAL
Scored bests come from PRE-SEASON DATA								
▶ 400m	29	Laurel BECK	SR	58.67	3/5/11	0.05	0.00	0.05
▶ 4x400	7			3:54.41	3/5/11	4	1.11	5.11
▶ HJ	19	Kayla ASHLAND	SO	1.66m 5-5½	1/29/11	0.6	0.14	0.74
▶ HJ	25	Megan MARFILIUS	JR	1.64m 5-4½	1/21/11	0.25	0.00	0.25
▶ HJ	29	Amy Jo GARINGER	SR	1.63m 5-4½	2/18/11	0.05	0.00	0.05
▶ SP	1	Nicole FLACKEY	JR	14.03m 46-½	1/21/11	20	2.85	22.85
▶ PENT	29	Sheila OPELT	SO	2,909	2/25/11	0.05	0.00	0.05
Team Total								29.09

28



**TCNJ**

New Jersey Athletic Conference

▼19

Event	Scrd As	Athlete	Yr	Scored Mark	Date	Pl. Pts.	Bonus	TOTAL
Scored bests come from PRE-SEASON DATA								
▶ 4x400	20			3:59.51	2/20/11	0.05	0.00	0.05
▶ DMR	9			11:55.57	3/4/11	2	1.20	3.20
▶ HJ	4	Brigit ROEMER	SO	1.69m 5-6½	3/12/11	14	1.43	15.43
▶ TJ	8	Brigit ROEMER	SO	11.61m 38-1½	2/20/11	7	0.78	7.78
Team Total								26.46

"Scrd As", short for "Scored As", Standing used for place points portion of performance's score combining preseason data (when applied) to current season data

Numbers in BLACK are both the performance's actual NCAA rank AND "scored as" rank Numbers in RED indicate actual NCAA rank does not exist or is worse than "scored as" rank Numbers in BLUE indicate actual NCAA rank is better than "scored as" rank

USTFCCCA Non-Member

Non-Member Schools Will NOT be ranked, beginning Week 2





# USTFCCCA NCAA Division III National Team Rankings

## 2012 Indoor Track & Field, Preseason

as of 1/11/2012 10:58:50 AM

**D** denotes multiple-event rule in affect  
Only those who score >0.01 pts are shown

### WOMEN

29



### Christopher Newport

▲25

USA South Athletic Conference

Event	Scrd As	Athlete	Yr	Scored Mark	Date	Pl. Pts.	Bonus	TOTAL
Scored bests come from PRE-SEASON DATA								
▶ 400m	16	Dira HANSEN	SR	57.88	2/20/11	0.9	0.27	1.17
▶ 800m	8	Dira HANSEN	SR	2:13.67	2/27/11	7	1.14	8.14
▶ Mile	24	Laurie MURPHY	JR	5:08.31	3/5/11	0.3	0.00	0.30
▶ HJ	19	Jenna ELLIOTT	SO	1.66m 5-5½	2/20/11	0.6	0.14	0.74
▶ PENT	4	Dira HANSEN	SR	3,309	3/2/11	14	1.99	15.99
▶ PENT	28	Cheria JACKSON	SR	2,926	3/2/11	0.1	0.00	0.10
Team Total								26.43

30



### Carleton

▲4

Minnesota Intercollegiate Athletic Conference

Event	Scrd As	Athlete	Yr	Scored Mark	Date	Pl. Pts.	Bonus	TOTAL
Scored bests come from PRE-SEASON DATA								
▶ Mile	10	Simone CHILDS-WALKER	SR	5:01.23	2/19/11	5	0.59	5.59
▶ 5000m	2	Simone CHILDS-WALKER	SR	17:02.68	3/12/11	18	2.07	20.07
Team Total								25.67

31



### Rose-Hulman

▼12

Heartland Collegiate Athletic Conference

Event	Scrd As	Athlete	Yr	Scored Mark	Date	Pl. Pts.	Bonus	TOTAL
Scored bests come from PRE-SEASON DATA								
▶ HJ	1	Elizabeth EVANS	JR	1.72m 5-7½	3/12/11	20	3.24	23.24
▶ HJ	29	Erin COX	SO	1.63m 5-4½	2/11/11	0.05	0.00	0.05
Team Total								23.29

32



### Bowdoin

New England Small College Athletic Conference

Event	Scrd As	Athlete	Yr	Scored Mark	Date	Pl. Pts.	Bonus	TOTAL
Scored bests come from CURRENT season								
▶ PV	27	Erin SILVA	FR	3.35m 10-11½	12/10/11	0.15	0.00	0.15
Scored bests come from PRE-SEASON DATA								
▶ 400m	5	Elsa MILLETT	SR	56.76	2/25/11	12	1.49	13.49
▶ H60m	19	Michele KAUFMAN	JR	9.01	2/18/11	0.6	0.15	0.75
▶ TJ	22	Laura PETERSON	SR	11.22m 36-9½	2/18/11	0.4	0.00	0.40
▶ PENT	8	Annie HUYLER	SR	3,189	3/4/11	7	0.88	7.88
Team Total								22.66

33



### Marietta

▲15

Ohio Athletic Conference

Event	Scrd As	Athlete	Yr	Scored Mark	Date	Pl. Pts.	Bonus	TOTAL
Scored bests come from CURRENT season								
▶ TJ	25	Ashley BAULT	SR	11.14m 36-6½	12/3/11	0.25	0.00	0.25
▶ PENT	3	Ashley BAULT	SR	3,327	12/10/11	16	2.22	18.22
Scored bests come from PRE-SEASON DATA								
▶ HJ	19	Ashley BAULT	SR	1.66m 5-5½	1/29/11	0.6	0.14	0.74
▶ LJ	12	Ashley BAULT	SR	5.55m 18-2½	2/6/11	3	0.44	3.44
Team Total								22.64

34



### Central (Iowa)

▼10

Iowa Intercollegiate Athletic Conference

Event	Scrd As	Athlete	Yr	Scored Mark	Date	Pl. Pts.	Bonus	TOTAL
Scored bests come from PRE-SEASON DATA								
▶ 60m	27	Felicia COLEMAN	JR	7.91	2/25/11	0.15	0.07	0.22
▶ 4x400	4			3:52.45	3/5/11	11	1.77	12.77
▶ SP	8	Morgan DARROW	SR	13.53m 44-4½	2/25/11	7	1.24	8.24
▶ WT	17	Morgan DARROW	SR	15.96m 52-4½	3/5/11	0.8	0.00	0.80
▶ PENT	20	Caitlin WILSON	SR	2,996	2/11/11	0.5	0.00	0.50
Team Total								22.53

"Scrd As", short for "Scored As", Standing used for place points portion of performance's score combining preseason data (when applied) to current season data

Numbers in BLACK are both the performance's actual NCAA rank AND "scored as" rank Numbers in RED indicate actual NCAA rank does not exist or is worse than "scored as" rank Numbers in BLUE indicate actual NCAA rank is better than "scored as" rank

USTFCCCA Non-Member

Non-Member Schools Will NOT be ranked, beginning Week 2



# USTFCCCA NCAA Division III National Team Rankings

## 2012 Indoor Track & Field, Preseason

as of 1/11/2012 10:58:51 AM

**D** denotes multiple-event rule in affect  
Only those who score >0.01 pts are shown

### WOMEN

35



**Linfield**

Northwest Conference

▼ 1

Event	Scrd As	Athlete	Yr	Scored Mark		Date	Pl. Pts.	Bonus	TOTAL
Scored bests come from PRE-SEASON DATA									
▶ PV	2	Catherine STREET	SR	3.96m	12-11%	3/5/11	18	2.91	20.91
▶ SP	22	Anna LABEAUME	SO	12.57m	41-3	2/18/11	0.4	0.00	0.40
Team Total									21.31

36



**UW-Platteville**

Wisconsin Intercollegiate Athletic Conference

▼ 9

Event	Scrd As	Athlete	Yr	Scored Mark	Date	Pl. Pts.	Bonus	TOTAL
Scored bests come from PRE-SEASON DATA								
▶ 400m	12	Ann TANK	SR	57.50	2/18/11	3	0.58	3.58
▶ 800m	4	Ann TANK	SR	2:11.66	3/12/11	14	1.95	15.95
▶ 4x400	10			3:55.91	2/18/11	1	0.61	1.61
Team Total								21.14

37



**Farmingdale State**

Skyline Conference

▼ 3

Event	Scrd As	Athlete	Yr	Scored Mark		Date	Pl. Pts.	Bonus	TOTAL
Scored bests come from CURRENT season									
▶ TJ	26	Druscilla DICKSON	FR	11.13m	36-6¼	12/8/11	0.2	0.00	0.20
Scored bests come from PRE-SEASON DATA									
▶ 60m	4	Corine MAGEE	JR	7.67		12/8/10	14	1.69	15.69
▶ H60m	24	Victoria MANDAT	JR	9.15		12/8/10	0.3	0.00	0.30
▶ LJ	30	Faustine CHUKWUEZI	JR	5.34m	17-6¼	12/8/10	0.02	0.00	0.02
▶ TJ	11	Faustine CHUKWUEZI	JR	11.50m	37-8¼	3/12/11	4	0.37	4.37
Team Total									20.58

38



**Mount Union**

Ohio Athletic Conference

Event	Scrd As	Athlete	Yr	Scored Mark	Date	Pl. Pts.	Bonus	TOTAL
Scored bests come from CURRENT season								
▶ 400m	9	Mary MAHONEY	JR	57.16	12/9/11	6	0.94	6.94
▶ H60m	11	Taylor KRING	SO	8.91	12/9/11	4	0.66	4.66
Scored bests come from PRE-SEASON DATA								
▶ 60m	8	Mary MAHONEY	JR	7.76	2/5/11	7	0.85	7.85
▶ SP	27	Aubree JONES	SR	12.50m	41-¼ 2/16/11	0.15	0.00	0.15
Team Total								19.60

39



**Nebraska Wesleyan**

Great Plains Athletic Conference

▼ 5

Event	Scrd As	Athlete	Yr	Scored Mark	Date	Pl. Pts.	Bonus	TOTAL
Scored bests come from PRE-SEASON DATA								
▶ 60m	27	Taylor TACHA	JR	7.91	2/18/11	0.15	0.07	0.22
▶ 5000m	26	Malaina HUEBERT	SR	17:52.82	2/18/11	0.2	0.00	0.20
▶ H60m	9	Taylor TACHA	JR	8.88	2/18/11	6	0.88	6.88
▶ 4x400	14			3:57.84	3/5/11	0.6	0.07	0.67
▶ HJ	11	Katie SCHOEN	SR	1.67m	5-5½	4	0.48	4.48
▶ SP	9	Deanna DIRKSCHNEIDER	JR	13.47m	44-2½	6	1.10	7.10
Team Total								19.54

40



**St. Norbert**

Midwest Conference

Event	Scrd As	Athlete	Yr	Scored Mark	Date	Pl. Pts.	Bonus	TOTAL
Scored bests come from PRE-SEASON DATA								
▶ 400m	28	Emily SCHUDROWITZ	SR	58.66	2/5/11	0.1	0.00	0.10
▶ 800m	3	Emily SCHUDROWITZ	SR	2:10.70	2/11/11	16	2.49	18.49
▶ 4x400	15			3:58.02	3/5/11	0.5	0.04	0.54
Team Total								19.14

41



**Centre**

Southern Collegiate Athletic Conference

Event	Scrd As	Athlete	Yr	Scored Mark		Date	Pl. Pts.	Bonus	TOTAL
Scored bests come from PRE-SEASON DATA									
▶ WT	3	Emily NIEHAUS	SR	17.47m	57-3¼	2/19/11	16	3.05	19.05
Team Total									19.05

"Scrd As", short for "Scored As", Standing used for place points portion of performance's score combining preseason data (when applied) to current season data

Numbers in BLACK are both the performance's actual NCAA rank AND "scored as" rank Numbers in RED indicate actual NCAA rank does not exist or is worse than "scored as" rank Numbers in BLUE indicate actual NCAA rank is better than "scored as" rank

USTFCCCA Non-Member

Non-Member Schools Will NOT be ranked, beginning Week 2



# USTFCCCA NCAA Division III National Team Rankings

## 2012 Indoor Track & Field, Preseason

as of 1/11/2012 10:58:52 AM

**D** denotes multiple-event rule in affect  
Only those who score >0.01 pts are shown

### WOMEN

# 42



## UW-Stevens Point

Wisconsin Intercollegiate Athletic Conference

▲ 1

Event	Scrd As	Athlete	Yr	Scored Mark	Date	Pl. Pts.	Bonus	TOTAL
Scored bests come from PRE-SEASON DATA								
400m	30	Jasmine HAINES	SO	58.76	3/5/11	0.02	0.00	0.02
5000m	28	Kelly HAEN	SR	17:55.30	2/5/11	0.1	0.00	0.10
H60m	6	Erin KLINE	JR	8.81	3/5/11	10	1.43	11.43
DMR	7			11:53.88	2/19/11	4	1.55	5.55
PV	14	Leanna ROSE		3.51m 11-6½	2/25/11	1.5	0.29	1.79
Team Total								18.89

# 43



## Montclair State

New Jersey Athletic Conference

Event	Scrd As	Athlete	Yr	Scored Mark	Date	Pl. Pts.	Bonus	TOTAL
Scored bests come from PRE-SEASON DATA								
400m	21	Heather GEARITY	JR	58.37	2/20/11	0.45	0.02	0.47
4x400	12			3:57.06	2/25/11	0.8	0.23	1.03
PENT	5	Krystal ELLIS	SO	3,289	2/12/11	12	1.75	13.75
PENT	13	Heather GEARITY	JR	3,095	3/4/11	2	0.32	2.32
Team Total								17.57

# 44



## St. Benedict

Minnesota Intercollegiate Athletic Conference

Event	Scrd As	Athlete	Yr	Scored Mark	Date	Pl. Pts.	Bonus	TOTAL
Scored bests come from PRE-SEASON DATA								
PV	5	Danielle BUSCH	JR	3.70m 12-1½	3/4/11	12	1.08	13.08
LJ	14	Julia RENNER	SR	5.52m 18-1½	3/4/11	1.5	0.32	1.82
PENT	25	Clare MURN	JR	2,958	3/4/11	0.25	0.00	0.25
Team Total								15.15

# 45



## UW-Stout

Wisconsin Intercollegiate Athletic Conference

▲ 3

Event	Scrd As	Athlete	Yr	Scored Mark	Date	Pl. Pts.	Bonus	TOTAL
Scored bests come from PRE-SEASON DATA								
PV	17	Sabrina SCOVILLE	JR	3.41m 11-2¼	2/25/11	0.8	0.00	0.80
PV	25	Jodi LARSON	SR	3.36m 11-¾	3/5/11	0.25	0.00	0.25
LJ	5	Jessica SMITH	SO	5.69m 18-8	3/5/11	12	1.36	13.36
Team Total								14.41

# 46



## Lehman

City University of New York Athletic Conference

Event	Scrd As	Athlete	Yr	Scored Mark	Date	Pl. Pts.	Bonus	TOTAL
Scored bests come from CURRENT season								
60m	5	Tobi ALLI	SO	7.68	1/6/12	12	1.58	13.58
LJ	18	Tobi ALLI	SO	5.45m 17-10¾	1/6/12	0.7	0.06	0.76
Team Total								14.34

# 47



## Carthage

College Conference of Illinois & Wisconsin

▼ 30

Event	Scrd As	Athlete	Yr	Scored Mark	Date	Pl. Pts.	Bonus	TOTAL
Scored bests come from PRE-SEASON DATA								
PENT	7	Sarah THOMPSON	SR	3,235	2/25/11	8	1.28	9.28
PENT	11	Christine NELSON	SR	3,140	3/4/11	4	0.52	4.52
Team Total								13.80

# 48



## SUNY Cortland

State University of New York Athletic Conference

Event	Scrd As	Athlete	Yr	Scored Mark	Date	Pl. Pts.	Bonus	TOTAL
Scored bests come from CURRENT season								
5000m	10	Alyson DALTON	SR	17:21.70	12/10/11	5	0.79	5.79
Scored bests come from PRE-SEASON DATA								
60m	12	Sarah BONNELL	SO	7.82	2/26/11	3	0.44	3.44
800m	18	Jordyn NAYLON	JR	2:17.48	2/19/11	0.7	0.21	0.91
800m	24	Alexis FAIRBANKS	JR	2:18.13	2/11/11	0.3	0.09	0.39
Mile	14	Jordyn NAYLON	JR	5:04.11	3/4/11	1.5	0.31	1.81
PENT	19	Nicole SCHAFFER	JR	2,998	3/4/11	0.6	0.00	0.60
Team Total								12.94

# 49



## Ohio Wesleyan

North Coast Athletic Conference

Event	Scrd As	Athlete	Yr	Scored Mark	Date	Pl. Pts.	Bonus	TOTAL
Scored bests come from PRE-SEASON DATA								
Mile	20	Cara DEANGELIS	SO	5:05.53	3/4/11	0.5	0.17	0.67
HJ	6	Emily AMBURGEY	JR	1.68m 5-6	2/5/11	10	0.88	10.88
PV	21	Sarah BECHTEL	SO	3.39m 11-1½	3/4/11	0.45	0.00	0.45
Team Total								12.01

"Scrd As", short for "Scored As", Standing used for place points portion of performance's score combining preseason data (when applied) to current season data

Numbers in BLACK are both the performance's actual NCAA rank AND "scored as" rank Numbers in RED indicate actual NCAA rank does not exist or is worse than "scored as" rank Numbers in BLUE indicate actual NCAA rank is better than "scored as" rank

USTFCCCA Non-Member

Non-Member Schools Will NOT be ranked, beginning Week 2



# USTFCCCA NCAA Division III National Team Rankings

## 2012 Indoor Track & Field, Preseason

as of 1/11/2012 10:58:52 AM

**D** denotes multiple-event rule in affect  
Only those who score >0.01 pts are shown

### WOMEN

50



### Springfield (Mass.)

New England Women's & Men's Athletic Conference

Event	Scrd As	Athlete	Yr	Scored Mark	Date	Pl. Pts.	Bonus	TOTAL
Scored bests come from PRE-SEASON DATA								
H60m	26	Kelly CURTIS	SR	9.20	2/18/11	0.2	0.00	0.20
4x400	18			3:59.17	2/25/11	0.2	0.00	0.20
PENT	6	Kelly CURTIS	SR	3,240	2/18/11	10	1.32	11.32
Team Total								11.72

51



### Simpson (Iowa)

Iowa Intercollegiate Athletic Conference

▼24

Event	Scrd As	Athlete	Yr	Scored Mark	Date	Pl. Pts.	Bonus	TOTAL	
Scored bests come from PRE-SEASON DATA									
▶ HJ	6	Kinsey BAK	SR	1.68m	5-6	3/5/11	10	0.88	10.88
▶ PENT	21	Kinsey BAK	SR	2,974		2/11/11	0.45	0.00	0.45
Team Total								11.33	

52



### Hamline

Minnesota Intercollegiate Athletic Conference

Event	Scrd As	Athlete	Yr	Scored Mark		Date	Pl. Pts.	Bonus	TOTAL
Scored bests come from PRE-SEASON DATA									
▶ PV	19	Carly BRAUN	JR	3.40m	11-1½	3/4/11	0.6	0.00	0.60
▶ SP	18	Becky CULP	JR	12.72m	41-8½	3/4/11	0.7	0.07	0.77
▶ WT	7	Brenna COYLE	SR	16.84m	55-3	2/11/11	8	1.29	9.29
▶ WT	25	Becky CULP	JR	15.32m	50-3½	3/4/11	0.25	0.00	0.25
Team Total									10.91

53



### Delaware Valley

Middle Atlantic Conferences

▼10

Event	Scrd As	Athlete	Yr	Scored Mark	Date	Pl. Pts.	Bonus	TOTAL	
Scored bests come from PRE-SEASON DATA									
► HJ	6	Meghan DONOVAN	SR	1.68m	5-6	2/26/11	10	0.88	10.88
Team Total								10.88	

54



### Greenville

St. Louis Intercollegiate Athletic Conference

Event	Scrd As	Athlete	Yr	Scored Mark	Date	Pl. Pts.	Bonus	TOTAL
Scored bests come from PRE-SEASON DATA								
▶ 400m	14	Philita JOHNSON	SR	57.77	3/4/11	1.5	0.33	1.83
▶ LJ	7	Penny GRANT	SR	5.64m	18-6 2/19/11	8	0.99	8.99
Team Total								10.82

55



### Salisbury

Capital Athletic Conference

Event	Scrd As	Athlete	Yr	Scored Mark		Date	Pl. Pts.	Bonus	TOTAL
Scored bests come from PRE-SEASON DATA									
▶ SP	7	Chelsea TAVIK	JR	13.58m	44-6½	3/5/11	8	1.36	9.36
▶ WT	19	Jennifer HOUGHTON	SR	15.87m	52-1	3/5/11	0.6	0.00	0.60
Team Total									9.96

56



### Carnegie Mellon

University Athletic Association

▼ 8

Event	Scrd As	Athlete	Yr	Scored Mark	Date	Pl. Pts.	Bonus	TOTAL
Scored bests come from PRE-SEASON DATA								
60m	23	Jacqueline GUEVEL	SO	7.89	2/26/11	0.35	0.13	0.48
H60m	7	Jacqueline GUEVEL	SO	8.86	3/12/11	8	1.03	9.03
Team Total								9.51

57



### Dubuque

Iowa Intercollegiate Athletic Conference

Event	Scrd As	Athlete	Yr	Scored Mark	Date	Pl. Pts.	Bonus	TOTAL	
Scored bests come from PRE-SEASON DATA									
▶ 60m	11	Bridget HOSLEY	SR	7.79	2/19/11	4	0.64	4.64	
▶ HJ	11	Michelle STRICKLAND	JR	1.67m	5-5½	2/19/11	4	0.48	4.48
Team Total								9.12	

"Scrd As", short for "Scored As", Standing used for place points portion of performance's score combining preseason data (when applied) to current season data

Numbers in BLACK are both the performance's actual NCAA rank AND "scored as" rank Numbers in RED indicate actual NCAA rank does not exist or is worse than "scored as" rank Numbers in BLUE indicate actual NCAA rank is better than "scored as" rank

USTFCCCA Non-Member

Non-Member Schools Will NOT be ranked, beginning Week 2



# USTFCCCA NCAA Division III National Team Rankings

## 2012 Indoor Track & Field, Preseason

as of 1/11/2012 10:58:53 AM

**D** denotes multiple-event rule in affect  
Only those who score >0.01 pts are shown

### WOMEN

58



**Texas Lutheran**

American Southwest Conference

Event	Scrd As	Athlete	Yr	Scored Mark		Date	Pl. Pts.	Bonus	TOTAL
Scored bests come from PRE-SEASON DATA									
► PV	7	Ligia BOLIVAR	JR	3.67m	12-½	3/12/11	8	0.89	8.89
Team Total									8.89

58



**Wilmington (Ohio)**

Ohio Athletic Conference

Event	Scrd As	Athlete	Yr	Scored Mark		Date	Pl. Pts.	Bonus	TOTAL
Scored bests come from PRE-SEASON DATA									
▶ PV	7	Mackenzie WILLS	JR	3.67m	12-½	3/12/11	8	0.89	8.89
Team Total									8.89

60



**SUNY Geneseo**

State University of New York Athletic Conference

Event	Scrd As	Athlete	Yr	Scored Mark	Date	Pl. Pts.	Bonus	TOTAL
Scored bests come from PRE-SEASON DATA								
▶ 800m	19	Mary ALDRIDGE	SO	2:17.52	1/28/11	0.6	0.20	0.80
▶ Mile	15	Alyssa SMITH	SR	5:04.28	2/26/11	1	0.29	1.29
▶ Mile	21	Marissa LIBERATI	JR	5:05.99	3/4/11	0.45	0.13	0.58
▶ 5000m	11	Marissa LIBERATI	JR	17:25.67	1/28/11	4	0.62	4.62
▶ DMR	12			11:57.91	3/4/11	0.8	0.72	1.52
<b>Team Total</b>								<b>8.82</b>

61



**Franklin & Marshall**

Centennial Conference

Event	Scrd As	Athlete	Yr	Scored Mark	Date	Pl. Pts.	Bonus	TOTAL
Scored bests come from PRE-SEASON DATA								
▶ Mile	8	Sheena CRAWLEY	JR	4:58.27	2/12/11	7	1.18	8.18
<b>Team Total</b>								<b>8.18</b>

62



**Baldwin-Wallace**

Ohio Athletic Conference

▼38

Event	Scrd As	Athlete	Yr	Scored Mark	Date	Pl. Pts.	Bonus	TOTAL	
Scored bests come from PRE-SEASON DATA									
▶ DMR	18			12:10.96	2/12/11	0.2	0.00	0.20	
▶ SP	28	Cristina PERRINE	JR	12.49m	40-11½	2/12/11	0.1	0.00	0.10
▶ WT	10	Cristina PERRINE	JR	16.45m	53-11½	2/25/11	5	0.40	5.40
▶ WT	13	Stefani GRABER	JR	16.31m	53-6¼	1/29/11	2	0.23	2.23
▶ WT	30	Leslie PERNELL	SR	15.14m	49-8¼	2/18/11	0.02	0.00	0.02
Team Total								7.95	

63



**Carroll (Wis.)**

Midwest Conference

▼15

Event	Scrd As	Athlete	Yr	Scored Mark	Date	Pl. Pts.	Bonus	TOTAL
Scored bests come from PRE-SEASON DATA								
▶ 400m	8	Lindsay GRUENKE	SR	57.15	3/5/11	7	0.95	7.95
<b>Team Total</b>								<b>7.95</b>

64



**Ohio Northern**

Ohio Athletic Conference

Event	Scrd As	Athlete	Yr	Scored Mark	Date	Pl. Pts.	Bonus	TOTAL	
Scored bests come from PRE-SEASON DATA									
▶ 5000m	9	Alison STEINBRUNNER	JR	17:14.07	2/11/11	6	1.18	7.18	
▶ PV	27	Aubrie STECHSCHULTE		3.35m	10-11½	2/13/10	0.15	0.00	0.15
Team Total								7.33	

65



**Millikin**

College Conference of Illinois & Wisconsin

Event	Scrd As	Athlete	Yr	Scored Mark		Date	Pl. Pts.	Bonus	TOTAL
Scored bests come from CURRENT season									
▶ 60m	18	Ariel ROBINSON	JR	7.88		12/2/11	0.7	0.17	0.87
▶ SP	10	LeAnn SPESARD	JR	13.36m	43-10	12/2/11	5	0.87	5.87
Scored bests come from PRE-SEASON DATA									
▶ SP	23	Emilie ALTENBERGER	SR	12.56m	41-2½	2/25/11	0.35	0.00	0.35
▶ SP	29	Brittany SHERRON	SR	12.48m	40-11½	2/19/11	0.05	0.00	0.05
▶ WT	27	Emilie ALTENBERGER	SR	15.26m	50-¾	2/25/11	0.15	0.00	0.15
Team Total									7.29

"Scrd As", short for "Scored As", Standing used for place points portion of performance's score combining preseason data (when applied) to current season data

Numbers in BLACK are both the performance's actual NCAA rank AND "scored as" rank Numbers in RED indicate actual NCAA rank does not exist or is worse than "scored as" rank Numbers in BLUE indicate actual NCAA rank is better than "scored as" rank

USTFCCCA Non-Member

Non-Member Schools Will NOT be ranked, beginning Week 2





# USTFCCCA NCAA Division III National Team Rankings

## 2012 Indoor Track & Field, Preseason

as of 1/11/2012 10:58:53 AM

**D** denotes multiple-event rule in affect  
Only those who score >0.01 pts are shown

### WOMEN

66



### St. Thomas (Minn.)

▼11

Minnesota Intercollegiate Athletic Conference

Event	Scrd As	Athlete	Yr	Scored Mark	Date	Pl. Pts.	Bonus	TOTAL
Scored bests come from PRE-SEASON DATA								
▶ 60m	14	Emily VAN HEEL	SO	7.84	3/4/11	1.5	0.30	1.80
▶ 400m	18	Emily VAN HEEL	SO	57.95	2/19/11	0.7	0.24	0.94
▶ LJ	25	Emily VAN HEEL	SO	5.35m 17-6%	2/25/11	0.25	0.00	0.25
▶ TJ	13	Emily VAN HEEL	SO	11.42m 37-5%	3/12/11	2	0.21	2.21
▶ WT	16	Amy MAAS	SR	16.12m 52-10%	3/4/11	0.9	0.00	0.90
Team Total								6.10

67



### Johns Hopkins

▼40

Centennial Conference

Event	Scrd As	Athlete	Yr	Scored Mark	Date	Pl. Pts.	Bonus	TOTAL
Scored bests come from CURRENT season								
▶ 5000m	18	Hannah ECKSTEIN	FR	17:41.31	12/3/11	0.7	0.23	0.93
Scored bests come from PRE-SEASON DATA								
▶ 800m	14	Annie MONAGLE	JR	2:16.78	2/19/11	1.5	0.33	1.83
▶ 800m	28	Maggie SHELTON	SO	2:18.69	2/11/11	0.1	0.00	0.10
▶ 5000m	14	Cecilia FURLONG	SR	17:37.34	12/4/10	1.5	0.32	1.82
▶ 5000m	17	Lara SHEGOSKI	SO	17:40.69	3/4/11	0.8	0.24	1.04
▶ DMR	19			12:11.08	3/4/11	0.1	0.00	0.10
Team Total								5.82

68



### Ursinus

Centennial Conference

Event	Scrd As	Athlete	Yr	Scored Mark	Date	Pl. Pts.	Bonus	TOTAL
Scored bests come from PRE-SEASON DATA								
▶ 60m	16	Amanda LAURITO	JR	7.86	2/26/11	0.9	0.24	1.14
▶ HJ	11	Amy GALVIN	SO	1.67m 5-5%	12/4/10	4	0.48	4.48
Team Total								5.61

69



### Southern Maine

Little East Conference

Event	Scrd As	Athlete	Yr	Scored Mark	Date	Pl. Pts.	Bonus	TOTAL
Scored bests come from PRE-SEASON DATA								
▶ PV	12	Bethany DUMAS	SR	3.55m 11-7%	1/21/11	3	0.42	3.42
▶ LJ	22	Christina MASSEY	JR	5.41m 17-9	1/8/11	0.4	0.00	0.40
▶ WT	23	Hannah PATTERSON	SR	15.42m 50-7%	1/29/11	0.35	0.00	0.35
▶ PENT	15	Ariel HOWES	JR	3,053	3/4/11	1	0.14	1.14
Team Total								5.30

70



### Allegheny

North Coast Athletic Conference

Event	Scrd As	Athlete	Yr	Scored Mark	Date	Pl. Pts.	Bonus	TOTAL
Scored bests come from PRE-SEASON DATA								
▶ 5000m	29	Kristina MARTIN	SO	17:55.69	2/11/11	0.05	0.00	0.05
▶ SP	11	Lauren BUTLER	SR	13.16m 43-2%	3/4/11	4	0.62	4.62
Team Total								4.67

71



### Dickinson

Centennial Conference

Event	Scrd As	Athlete	Yr	Scored Mark	Date	Pl. Pts.	Bonus	TOTAL
Scored bests come from PRE-SEASON DATA								
▶ 5000m	12	Catherine CAMPBELL	SR	17:33.12	2/26/11	3	0.43	3.43
▶ 5000m	16	Taylor LUDMAN	SO	17:40.43	2/26/11	0.9	0.25	1.15
Team Total								4.58

72



### Lawrence

Midwest Conference

Event	Scrd As	Athlete	Yr	Scored Mark	Date	Pl. Pts.	Bonus	TOTAL
Scored bests come from PRE-SEASON DATA								
▶ HJ	11	Rose TEPPER	JR	1.67m 5-5%	2/5/11	4	0.48	4.48
Team Total								4.48

"Scrd As", short for "Scored As", Standing used for place points portion of performance's score combining preseason data (when applied) to current season data

Numbers in BLACK are both the performance's actual NCAA rank AND "scored as" rank Numbers in RED indicate actual NCAA rank does not exist or is worse than "scored as" rank Numbers in BLUE indicate actual NCAA rank is better than "scored as" rank

USTFCCCA Non-Member

Non-Member Schools Will NOT be ranked, beginning Week 2



# USTFCCCA NCAA Division III National Team Rankings

## 2012 Indoor Track & Field, Preseason

as of 1/11/2012 10:58:54 AM

**D** denotes multiple-event rule in affect  
Only those who score >0.01 pts are shown

### WOMEN

72



**Whitworth**

Northwest Conference

▼29

Event	Scrd As	Athlete	Yr	Scored Mark	Date	Pl. Pts.	Bonus	TOTAL
Scored bests come from PRE-SEASON DATA								
► HJ	11	Jheri GATES	SO	1.67m	5-5%	3/5/11	4	0.48
Team Total								4.48

74



**St. Scholastica**

Upper Midwest Athletic Conference

Event	Scrd As	Athlete	Yr	Scored Mark		Date	Pl. Pts.	Bonus	TOTAL
Scored bests come from CURRENT season									
▶ TJ	13	Rachel MILLER	JR	11.42m	37-5%	12/10/11	2	0.21	2.21
▶ WT	20	Alec SEELEY	SR	15.70m	51-6%	12/10/11	0.5	0.00	0.50
▶ WT	28	Becky HUBERTY	SO	15.24m	50-0	12/10/11	0.1	0.00	0.10
Scored bests come from PRE-SEASON DATA									
▶ H60m	17	Maggie BAIR	SO	8.99		3/12/11	0.8	0.22	1.02
▶ SP	19	Alec SEELEY	SR	12.63m	41-5%	2/5/11	0.6	0.00	0.60
Team Total									4.43

75



**UW-Superior**

Wisconsin Intercollegiate Athletic Conference

Event	Scrd As	Athlete	Yr	Scored Mark		Date	Pl. Pts.	Bonus	TOTAL
Scored bests come from PRE-SEASON DATA									
▶ WT	11	Katie CAPRIGLIONE	JR	16.35m	53-7%	3/5/11	4	0.28	4.28
Team Total									4.28

76



**Emory**

University Athletic Association

Event	Scrd As	Athlete	Yr	Scored Mark	Date	Pl. Pts.	Bonus	TOTAL	
Scored bests come from PRE-SEASON DATA									
▶ H60m	22	Jasmine MCCULLOUGH	SR	9.06		3/4/11	0.4	0.00	0.40
▶ LJ	15	Lauren ATTIAH	SR	5.49m	18-¾	2/26/11	1	0.21	1.21
▶ TJ	13	Lauren ATTIAH	SR	11.42m	37-5¾	3/4/11	2	0.21	2.21
▶ PENT	22	Lauren ATTIAH	SR	2,964		2/11/11	0.4	0.00	0.40
Team Total								4.22	

77



**UW-River Falls**

Wisconsin Intercollegiate Athletic Conference

Event	Scrd As	Athlete	Yr	Scored Mark		Date	Pl. Pts.	Bonus	TOTAL
Scored bests come from PRE-SEASON DATA									
▶ 4x400	16			3:58.72		3/5/11	0.4	0.00	0.40
▶ PV	17	Kayla HILLMAN	SR	3.41m	11-2%	2/25/11	0.8	0.00	0.80
▶ LJ	16	Alicia POTTING	SO	5.46m	17-11	3/5/11	0.9	0.09	0.99
▶ LJ	18	Heidi HILGERS	SO	5.45m	17-10%	3/5/11	0.7	0.06	0.76
▶ TJ	18	Alicia POTTING	SO	11.30m	37-1	3/5/11	0.7	0.00	0.70
Team Total									3.65

78



**Rochester**

University Athletic Association

▼51

Event	Scrd As	Athlete	Yr	Scored Mark	Date	Pl. Pts.	Bonus	TOTAL
Scored bests come from PRE-SEASON DATA								
▶ Mile	12	Lauren NORTON	SR	5:02.02	2/19/11	3	0.51	3.51
▶ TJ	28	Carina LUCK	JR	11.09m 36-4%	2/12/11	0.1	0.00	0.10
Team Total								3.61

79



**Heidelberg**

Ohio Athletic Conference

Event	Scrd As	Athlete	Yr	Scored Mark		Date	Pl. Pts.	Bonus	TOTAL
Scored bests come from PRE-SEASON DATA									
► LJ	12	Marian BEVINGTON	JR	5.55m	18-2½	1/29/11	3	0.44	3.44
Team Total									3.44

80



**Capital**

Ohio Athletic Conference

▼32

Event	Scrd As	Athlete	Yr	Scored Mark	Date	Pl. Pts.	Bonus	TOTAL
Scored bests come from PRE-SEASON DATA								
► 800m	12	Sarah TRICK	SR	2:16.53	3/5/11	3	0.38	3.38
Team Total								3.38

"Scrd As", short for "Scored As", Standing used for place points portion of performance's score combining preseason data (when applied) to current season data

Numbers in BLACK are both the performance's actual NCAA rank AND "scored as" rank Numbers in RED indicate actual NCAA rank does not exist or is worse than "scored as" rank Numbers in BLUE indicate actual NCAA rank is better than "scored as" rank

USTFCCCA Non-Member

Non-Member Schools Will NOT be ranked, beginning Week 2



# USTFCCCA NCAA Division III National Team Rankings

## 2012 Indoor Track & Field, Preseason

as of 1/11/2012 10:58:54 AM

**D** denotes multiple-event rule in affect  
Only those who score >0.01 pts are shown

### WOMEN

81



**WPI**

New England Women's & Men's Athletic Conferen

Event	Scrd As	Athlete	Yr	Scored Mark	Date	Pl. Pts.	Bonus	TOTAL
Scored bests come from PRE-SEASON DATA								
400m	13	Noelle RICHARD	JR	57.57	3/4/11	2	0.51	2.51
HJ	22	Adrianna DAVIS	JR	1.65m	5-5	0.4	0.00	0.40
PV	27	Emily PEARCE	SR	3.35m	10-11	0.15	0.00	0.15
Team Total								3.06

82



**UMass Dartmouth**

Little East Conference

Event	Scrd As	Athlete	Yr	Scored Mark	Date	Pl. Pts.	Bonus	TOTAL
Scored bests come from PRE-SEASON DATA								
SP	13	Jessica MASSE	SO	12.95m	42-6	2	0.36	2.36
Team Total								2.36

83



**Swarthmore**

Centennial Conference

Event	Scrd As	Athlete	Yr	Scored Mark	Date	Pl. Pts.	Bonus	TOTAL
Scored bests come from PRE-SEASON DATA								
H60m	14	Kenyetta GIVANS	SR	8.92	2/26/11	1.5	0.58	2.08
Team Total								2.08

84



**CUA**

Landmark Conference

Event	Scrd As	Athlete	Yr	Scored Mark	Date	Pl. Pts.	Bonus	TOTAL
Scored bests come from PRE-SEASON DATA								
SP	14	Kelly CARIOTO	SR	12.80m	42-0	1.5	0.17	1.67
Team Total								1.67

85



**Utica**

Empire 8 Athletic Conference

Event	Scrd As	Athlete	Yr	Scored Mark	Date	Pl. Pts.	Bonus	TOTAL
Scored bests come from CURRENT season								
LJ	18	Lauren DELUDE	FR	5.45m	17-10	0.7	0.06	0.76
Scored bests come from PRE-SEASON DATA								
H60m	20	Jess CIRAULO	SO	9.03	2/25/11	0.5	0.07	0.57
Team Total								1.33

86



**Elizabethtown**

Middle Atlantic Conferences

Event	Scrd As	Athlete	Yr	Scored Mark	Date	Pl. Pts.	Bonus	TOTAL
Scored bests come from PRE-SEASON DATA								
Mile	29	Traci TEMPONE	SO	5:09.39	3/4/11	0.05	0.00	0.05
5000m	21	Traci TEMPONE	SO	17:45.61	12/11/10	0.45	0.12	0.57
5000m	24	Taryn SHANK	JR	17:50.66	12/11/10	0.3	0.00	0.30
LJ	25	Jenna NIEDERMAYER	JR	5.35m	17-6	0.25	0.00	0.25
TJ	27	Jenna NIEDERMAYER	JR	11.11m	36-5	0.15	0.00	0.15
Team Total								1.32

87



**Oberlin**

North Coast Athletic Conference

▼48

Event	Scrd As	Athlete	Yr	Scored Mark	Date	Pl. Pts.	Bonus	TOTAL
Scored bests come from PRE-SEASON DATA								
400m	25	Marissa CLARDY	JR	58.58	3/4/11	0.25	0.00	0.25
Mile	18	Molly MARTORELLA	SO	5:05.00	3/4/11	0.7	0.22	0.92
Team Total								1.17

88



**Chicago**

University Athletic Association

Event	Scrd As	Athlete	Yr	Scored Mark	Date	Pl. Pts.	Bonus	TOTAL
Scored bests come from PRE-SEASON DATA								
800m	22	Kayla MCDONALD	JR	2:17.93	2/26/11	0.4	0.13	0.53
800m	25	Elsbeth GRANT	JR	2:18.43	2/26/11	0.25	0.04	0.29
4x400	17			3:58.97	3/4/11	0.3	0.00	0.30
Team Total								1.12

"Scrd As", short for "Scored As", Standing used for place points portion of performance's score combining preseason data (when applied) to current season data

Numbers in BLACK are both the performance's actual NCAA rank AND "scored as" rank Numbers in RED indicate actual NCAA rank does not exist or is worse than "scored as" rank Numbers in BLUE indicate actual NCAA rank is better than "scored as" rank

USTFCCCA Non-Member

Non-Member Schools Will NOT be ranked, beginning Week 2



# USTFCCCA NCAA Division III National Team Rankings

## 2012 Indoor Track & Field, Preseason

as of 1/11/2012 10:58:55 AM

**D** denotes multiple-event rule in affect  
Only those who score >0.01 pts are shown

### WOMEN

# 89



## Wheaton (Ill.)

College Conference of Illinois & Wisconsin

Event	Scrd As	Athlete	Yr	Scored Mark	Date	Pl. Pts.	Bonus	TOTAL
Scored bests come from PRE-SEASON DATA								
▶ 60m	18	Renee BETTINGER	SR	7.88	2/18/11	0.7	0.17	0.87
▶ HJ	25	Shannon MCNEIL	SO	1.64m	5-4½ 3/4/11	0.25	0.00	0.25
Team Total								1.12

# 90



## Worcester State

Massachusetts State Collegiate Athletic Conference

Event	Scrd As	Athlete	Yr	Scored Mark	Date	Pl. Pts.	Bonus	TOTAL
Scored bests come from PRE-SEASON DATA								
▶ 60m	30	Mara KRALIAN	SR	7.92	2/18/11	0.02	0.03	0.05
▶ LJ	16	Mara KRALIAN	SR	5.46m	17-11 1/22/11	0.9	0.09	0.99
Team Total								1.05

# 91



## McMurry

American Southwest Conference

Event	Scrd As	Athlete	Yr	Scored Mark	Date	Pl. Pts.	Bonus	TOTAL
Scored bests come from PRE-SEASON DATA								
▶ 60m	17	Carla BURTON	SO	7.87	3/4/11	0.8	0.20	1.00
Team Total								1.00

# 92



## Westfield State

Massachusetts State Collegiate Athletic Conference

Event	Scrd As	Athlete	Yr	Scored Mark	Date	Pl. Pts.	Bonus	TOTAL
Scored bests come from PRE-SEASON DATA								
▶ 60m	18	Targie GERVAIS	SO	7.88	2/5/11	0.7	0.17	0.87
Team Total								0.87

# 93



## Lebanon Valley

Middle Atlantic Conferences

Event	Scrd As	Athlete	Yr	Scored Mark	Date	Pl. Pts.	Bonus	TOTAL
Scored bests come from PRE-SEASON DATA								
▶ DMR	20			12:13.33	3/4/11	0.05	0.00	0.05
▶ PENT	17	Allisha FARRELL	JR	3,012	2/26/11	0.8	0.00	0.80
Team Total								0.85

# 94



## Lynchburg

Old Dominion Athletic Conference

Event	Scrd As	Athlete	Yr	Scored Mark	Date	Pl. Pts.	Bonus	TOTAL
Scored bests come from PRE-SEASON DATA								
▶ 400m	19	Christina WASHINGTON	SR	57.96	3/5/11	0.6	0.23	0.83
Team Total								0.83

# 95



## Stevens

Empire 8 Athletic Conference

Event	Scrd As	Athlete	Yr	Scored Mark	Date	Pl. Pts.	Bonus	TOTAL
Scored bests come from CURRENT season								
▶ WT	18	Alina DURAN	JR	15.94m	52-3¾ 12/10/11	0.7	0.00	0.70
Scored bests come from PRE-SEASON DATA								
▶ WT	29	Grace PYTHON	SR	15.19m	49-10 1/30/11	0.05	0.00	0.05
Team Total								0.75

# 96



## Adrian

Michigan Intercollegiate Athletic Association

Event	Scrd As	Athlete	Yr	Scored Mark	Date	Pl. Pts.	Bonus	TOTAL
Scored bests come from CURRENT season								
▶ SP	26	Megan MEIER	SR	12.51m	41-¾ 12/3/11	0.2	0.00	0.20
Scored bests come from PRE-SEASON DATA								
▶ 800m	23	Alicia FOWLER	JR	2:17.94	2/18/11	0.35	0.13	0.48
Team Total								0.68

# 97



## Haverford

Centennial Conference

Event	Scrd As	Athlete	Yr	Scored Mark	Date	Pl. Pts.	Bonus	TOTAL
Scored bests come from CURRENT season								
▶ TJ	30	Kylie LIPINSKI	SR	11.07m	36-4 12/10/11	0.02	0.00	0.02
Scored bests come from PRE-SEASON DATA								
▶ 5000m	20	Emily LIPMAN	SR	17:44.28	2/26/11	0.5	0.15	0.65
Team Total								0.67

"Scrd As", short for "Scored As", Standing used for place points portion of performance's score combining preseason data (when applied) to current season data

Numbers in BLACK are both the performance's actual NCAA rank AND "scored as" rank Numbers in RED indicate actual NCAA rank does not exist or is worse than "scored as" rank Numbers in BLUE indicate actual NCAA rank is better than "scored as" rank

USTFCCCA Non-Member

Non-Member Schools Will NOT be ranked, beginning Week 2



# USTFCCCA NCAA Division III National Team Rankings

## 2012 Indoor Track & Field, Preseason

as of 1/11/2012 10:58:55 AM

**D** denotes multiple-event rule in affect  
Only those who score >0.01 pts are shown

### WOMEN

98



### Otterbein

Ohio Athletic Conference

Event	Scrd As	Athlete	Yr	Scored Mark	Date	Pl. Pts.	Bonus	TOTAL	
Scored bests come from CURRENT season									
LI	22	Kristen BENNETT	JR	5.41m	17-9	12/10/11	0.4	0.00	0.40
Scored bests come from PRE-SEASON DATA									
PV	25	Ayla STARCHER	SO	3.36m	11-¾	2/25/11	0.25	0.00	0.25
Team Total								0.65	

99



### Rhode Island College

Little East Conference

Event	Scrd As	Athlete	Yr	Scored Mark		Date	Pl. Pts.	Bonus	TOTAL
Scored bests come from PRE-SEASON DATA									
► TJ	19	Kimberly MANGUM	SR	11.28m	37-¾	3/4/11	0.6	0.00	0.60
Team Total									0.60

100



### Case Western Reserve

University Athletic Association

Event	Scrd As	Athlete	Yr	Scored Mark	Date	Pl. Pts.	Bonus	TOTAL	
Scored bests come from PRE-SEASON DATA									
▶ HJ	29	Erin HOLLINGER	SR	1.63m	5-4¼	3/5/11	0.05	0.00	0.05
▶ SP	21	Amanda KLINE	SR	12.59m	41-3¾	2/26/11	0.45	0.00	0.45
Team Total								0.50	

101



### Minnesota Morris

Upper Midwest Athletic Conference

Event	Scrd As	Athlete	Yr	Scored Mark	Date	Pl. Pts.	Bonus	TOTAL
Scored bests come from PRE-SEASON DATA								
► Mile	22	Linda KELLER	JR	5:06.34	3/5/11	0.4	0.10	0.50
Team Total								0.50

102



### Birmingham-Southern

Southern Collegiate Athletic Conference

Event	Scrd As	Athlete	Yr	Scored Mark	Date	Pl. Pts.	Bonus	TOTAL
Scored bests come from PRE-SEASON DATA								
► 60m	23	Tiarra GOODE	SO	7.89	2/5/11	0.35	0.13	0.48
Team Total								0.48

103



### St. Olaf

Minnesota Intercollegiate Athletic Conference

Event	Scrd As	Athlete	Yr	Scored Mark	Date	Pl. Pts.	Bonus	TOTAL
Scored bests come from PRE-SEASON DATA								
► 5000m	22	Maren WESTBY	SR	17:47.20	2/19/11	0.4	0.08	0.48
Team Total								0.48

104



### Concordia Moorhead

Minnesota Intercollegiate Athletic Conference

Event	Scrd As	Athlete	Yr	Scored Mark		Date	Pl. Pts.	Bonus	TOTAL
Scored bests come from PRE-SEASON DATA									
► TJ	21	Tatijana MULLERDAHLBERG	SR	11.24m	36-10½	3/4/11	0.45	0.00	0.45
Team Total									0.45

105



### Fitchburg State

Massachusetts State Collegiate Athletic Conference

Event	Scrd As	Athlete	Yr	Scored Mark		Date	Pl. Pts.	Bonus	TOTAL
Scored bests come from PRE-SEASON DATA									
▶ HJ	22	Emily LANE	JR	1.65m	5-5	1/15/11	0.4	0.00	0.40
▶ PENT	30	Emily LANE	JR	2,883		2/18/11	0.02	0.00	0.02
Team Total									0.42

106



### Colby

New England Small College Athletic Conference

Event	Scrd As	Athlete	Yr	Scored Mark		Date	Pl. Pts.	Bonus	TOTAL
Scored bests come from PRE-SEASON DATA									
► PV	22	Brittany REARDON	SO	3.38m	11-1	1/29/11	0.4	0.00	0.40
Team Total									0.40

106



### Kenyon

North Coast Athletic Conference

Event	Scrd As	Athlete	Yr	Scored Mark	Date	Pl. Pts.	Bonus	TOTAL
Scored bests come from PRE-SEASON DATA								
► H60m	22	Sierra DELEON	SO	9.06	3/4/11	0.4	0.00	0.40
Team Total								0.40

"Scrd As", short for "Scored As", Standing used for place points portion of performance's score combining preseason data (when applied) to current season data

Numbers in BLACK are both the performance's actual NCAA rank AND "scored as" rank Numbers in RED indicate actual NCAA rank does not exist or is worse than "scored as" rank Numbers in BLUE indicate actual NCAA rank is better than "scored as" rank

USTFCCCA Non-Member

Non-Member Schools Will NOT be ranked, beginning Week 2





# USTFCCCA NCAA Division III National Team Rankings

## 2012 Indoor Track & Field, Preseason

as of 1/11/2012 10:58:56 AM

**D** denotes multiple-event rule in affect  
Only those who score >0.01 pts are shown

### WOMEN

# 108



## Luther

Iowa Intercollegiate Athletic Conference

Event	Scrd As	Athlete	Yr	Scored Mark	Date	Pl. Pts.	Bonus	TOTAL
Scored bests come from PRE-SEASON DATA								
DMR	16			12:05.03	3/4/11	0.4	0.00	0.40
Team Total								0.40

# 109



## Gustavus Adolphus

▼95

Minnesota Intercollegiate Athletic Conference

Event	Scrd As	Athlete	Yr	Scored Mark	Date	Pl. Pts.	Bonus	TOTAL
Scored bests come from PRE-SEASON DATA								
5000m	23	Beth HAUER	JR	17:50.14	2/19/11	0.35	0.01	0.36
Team Total								0.36

# 110



## Alfred

Empire 8 Athletic Conference

Event	Scrd As	Athlete	Yr	Scored Mark		Date	Pl. Pts.	Bonus	TOTAL
Scored bests come from PRE-SEASON DATA									
► PV	23	Rebecca GRAUDONS	SO	3.37m	11-¾	3/4/11	0.35	0.00	0.35
Team Total									0.35

# 110



## Cornell College

Iowa Intercollegiate Athletic Conference

Event	Scrd As	Athlete	Yr	Scored Mark	Date	Pl. Pts.	Bonus	TOTAL
Scored bests come from PRE-SEASON DATA								
PENT	23	Christal HARRIS	JR	2,963	3/4/11	0.35	0.00	0.35
Team Total								0.35

# 110



## Mary Washington

Capital Athletic Conference

Event	Scrd As	Athlete	Yr	Scored Mark		Date	Pl. Pts.	Bonus	TOTAL
Scored bests come from PRE-SEASON DATA									
► TJ	23	Nicole DITTO	SR	11.18m	36-8¾	2/27/11	0.35	0.00	0.35
Team Total									0.35

# 110

## Widener

Middle Atlantic Conferences

Event	Scrd As	Athlete	Yr	Scored Mark		Date	Pl. Pts.	Bonus	TOTAL
Scored bests come from PRE-SEASON DATA									
► PV	23	Brooke MCDONALD	SR	3.37m	11-¾	3/4/11	0.35	0.00	0.35
Team Total									0.35

# 114



## Bridgewater State

Massachusetts State Collegiate Athletic Conference

Event	Scrd As	Athlete	Yr	Scored Mark	Date	Pl. Pts.	Bonus	TOTAL
Scored bests come from PRE-SEASON DATA								
400m	27	Molly ROUILLARD	SR	58.60	3/4/11	0.15	0.00	0.15
PENT	27	Carrie ROBITAILLE	SR	2,939	2/25/11	0.15	0.00	0.15
Team Total								0.30

# 114



## Susquehanna

Landmark Conference

Event	Scrd As	Athlete	Yr	Scored Mark		Date	Pl. Pts.	Bonus	TOTAL
Scored bests come from PRE-SEASON DATA									
► TJ	24	Kristin STAM	SR	11.17m	36-7%	2/13/11	0.3	0.00	0.30
Team Total									0.30

# 116



## Loras

▼77

Iowa Intercollegiate Athletic Conference

Event	Scrd As	Athlete	Yr	Scored Mark	Date	Pl. Pts.	Bonus	TOTAL	
Scored bests come from PRE-SEASON DATA									
▶ HJ	25	Caitlin GROEPER	JR	1.64m	5-4½	3/4/11	0.25	0.00	0.25
▶ HJ	29	Katie LANGMEIER	SO	1.63m	5-4½	3/5/11	0.05	0.00	0.05
Team Total								0.30	

# 117



## Albright

Middle Atlantic Conferences

Event	Scrd As	Athlete	Yr	Scored Mark	Date	Pl. Pts.	Bonus	TOTAL
Scored bests come from PRE-SEASON DATA								
60m	27	Danisha HIGGS	SO	7.91	2/26/11	0.15	0.07	0.22
Team Total								0.22

"Scrd As", short for "Scored As", Standing used for place points portion of performance's score combining preseason data (when applied) to current season data

Numbers in BLACK are both the performance's actual NCAA rank AND "scored as" rank Numbers in RED indicate actual NCAA rank does not exist or is worse than "scored as" rank Numbers in BLUE indicate actual NCAA rank is better than "scored as" rank

USTFCCCA Non-Member

Non-Member Schools Will NOT be ranked, beginning Week 2



# USTFCCCA NCAA Division III National Team Rankings

## 2012 Indoor Track & Field, Preseason

as of 1/11/2012 10:58:56 AM

**D** denotes multiple-event rule in affect  
Only those who score >0.01 pts are shown

### WOMEN

# 118



## Grinnell

Midwest Conference

Event	Scrd As	Athlete	Yr	Scored Mark	Date	Pl. Pts.	Bonus	TOTAL
Scored bests come from PRE-SEASON DATA								
800m	27	Sarah BURNELL	SO	2:18.64	2/18/11	0.15	0.01	0.16
Team Total								0.16

# 119



## Brockport

State University of New York Athletic Conference

Event	Scrd As	Athlete	Yr	Scored Mark	Date	Pl. Pts.	Bonus	TOTAL	
Scored bests come from PRE-SEASON DATA									
PV	27	Becky FABBIANO	SR	3.35m	10-11%	1/28/11	0.15	0.00	0.15
Team Total								0.15	

# 119



## Muskingum

Ohio Athletic Conference

Event	Scrd As	Athlete	Yr	Scored Mark	Date	Pl. Pts.	Bonus	TOTAL	
Scored bests come from PRE-SEASON DATA									
► PV	27	Jana WYATT	SR	3.35m	10-11%	2/18/11	0.15	0.00	0.15
Team Total								0.15	

# 119



## Plattsburgh State

State University of New York Athletic Conference

Event	Scrd As	Athlete	Yr	Scored Mark	Date	Pl. Pts.	Bonus	TOTAL
Scored bests come from PRE-SEASON DATA								
Mile	27	Amanda SCHERMERHORN	JR	5:09.24	2/26/11	0.15	0.00	0.15
Team Total								0.15

# 122



## Messiah

Middle Atlantic Conferences

Event	Scrd As	Athlete	Yr	Scored Mark	Date	Pl. Pts.	Bonus	TOTAL
Scored bests come from PRE-SEASON DATA								
H60m	28	Liz MARTIN	SO	9.23	2/26/11	0.1	0.00	0.10
Team Total								0.10

# 122



## Misericordia

Middle Atlantic Conferences

Event	Scrd As	Athlete	Yr	Scored Mark	Date	Pl. Pts.	Bonus	TOTAL
Scored bests come from PRE-SEASON DATA								
▶ Mile	29	Marina ORRSON	JR	5:09.39	3/4/11	0.05	0.00	0.05
▶ HJ	29	Ashlee WARD	SO	1.63m	5-4 3/4 3/4/11	0.05	0.00	0.05
Team Total								0.10

# 124



## Brandeis

University Athletic Association

# ▼97

Event	Scrd As	Athlete	Yr	Scored Mark	Date	Pl. Pts.	Bonus	TOTAL	
Scored bests come from CURRENT season									
► HJ	29	Lily PARENTEAU	SR	1.63m	5-4 1/4	12/10/11	0.05	0.00	0.05
Team Total								0.05	

# 124



## Nazareth

Empire 8 Athletic Conference

Event	Scrd As	Athlete	Yr	Scored Mark	Date	Pl. Pts.	Bonus	TOTAL	
Scored bests come from PRE-SEASON DATA									
► HJ	29	Melinda NIEBUHR	JR	1.63m	5-4 1/4	2/25/11	0.05	0.00	0.05
Team Total								0.05	

# 124



## SUNY Cobleskill

North Eastern Athletic Conference

Event	Scrd As	Athlete	Yr	Scored Mark	Date	Pl. Pts.	Bonus	TOTAL	
Scored bests come from CURRENT season									
► HJ	29	Shorna BROWN	SR	1.63m	5-4 1/4	12/8/11	0.05	0.00	0.05
Team Total								0.05	

# 127



## Bates

New England Small College Athletic Conference

Event	Scrd As	Athlete	Yr	Scored Mark	Date	Pl. Pts.	Bonus	TOTAL
Scored bests come from PRE-SEASON DATA								
800m	30	Elizabeth ARENS	JR	2:18.71	3/4/11	0.02	0.00	0.02
Team Total								0.02

"Scrd As", short for "Scored As", Standing used for place points portion of performance's score combining preseason data (when applied) to current season data

Numbers in BLACK are both the performance's actual NCAA rank AND "scored as" rank Numbers in RED indicate actual NCAA rank does not exist or is worse than "scored as" rank Numbers in BLUE indicate actual NCAA rank is better than "scored as" rank

USTFCCCA Non-Member

Non-Member Schools Will NOT be ranked, beginning Week 2



## 2012 Indoor Track &amp; Field, Preseason

D

denotes multiple-event rule in affect

Only those who score &gt;0.01 pts are shown

## WOMEN

## 127 BU Bethel (Minn.)

Minnesota Intercollegiate Athletic Conference

Event	Scrd As	Athlete	Yr	Scored Mark	Date	Pl. Pts.	Bonus	TOTAL
Scored bests come from PRE-SEASON DATA								
TJ	30	Nicole BERSCHIED	SO	11.07m 36-4	1/21/11	0.02	0.00	0.02
Team Total								0.02

## 127 Concordia Chicago

Northern Athletics Conference

Event	Scrd As	Athlete	Yr	Scored Mark	Date	Pl. Pts.	Bonus	TOTAL
Scored bests come from PRE-SEASON DATA								
SP	30	Amanda ALLEN	JR	12.47m 40-11	2/11/11	0.02	0.00	0.02
Team Total								0.02

## 127 Roanoke

Old Dominion Athletic Conference

Event	Scrd As	Athlete	Yr	Scored Mark	Date	Pl. Pts.	Bonus	TOTAL
Scored bests come from PRE-SEASON DATA								
TJ	30	Carmen GRAVES	JR	11.07m 36-4	2/25/11	0.02	0.00	0.02
Team Total								0.02

"Scrd As", short for "Scored As", Standing used for place points portion of performance's score combining preseason data (when applied) to current season data

Numbers in BLACK are both the performance's actual NCAA rank AND "scored as" rank Numbers in RED indicate actual NCAA rank does not exist or is worse than "scored as" rank Numbers in BLUE indicate actual NCAA rank is better than "scored as" rank

USTFCCCA Non-Member

Non-Member Schools Will NOT be ranked, beginning Week 2