




USTFCCCA NCAA Division III National Team Rankings


2012 Indoor Track & Field, Week #1

as of 1/23/2012 11:39:32 PM

D denotes multiple-event rule in affect
Only those who score >0.01 pts are shown

MEN

<div><div><div>1</div><div><div><div>North Central (Ill.)</div><div>College Conference of Illinois & Wisconsin</div></div></div><div>unch</div></div></div>									
Event	Scrd As	Athlete	Yr	Scored Mark		Date	Pl. Pts.	Bonus	TOTAL
Scored bests come from CURRENT season									
▶ 400m	12	Bai KABBA	JR	49.49		1/20/12	3	0.52	3.52
▶ 5000m	19	Matthew PEREZ	SO	14:48.83		1/20/12	0.6	0.23	0.83
▶ H60m	30	Nicholas GALANES	SR	8.43		1/20/12	0.02	0.00	0.02
▶ PV	4	John WOOD	SR	5.20m	17-¾	1/13/12	14	2.64	16.64
▶ HEPT	6	Joseph HLETKO	JR	4,161		1/13/12	10	1.21	11.21
▶ HEPT	11	John REASOR	JR	3,919		1/13/12	4	0.45	4.45
▶ HEPT	19	Michael PEREZ	FR	3,567		1/13/12	0.6	0.00	0.60
Scored bests come from PRE-SEASON DATA									
▶ 400m	2	Dan BENTON	JR	48.27		3/12/11	18	2.30	20.30
▶ 400m	14	Randal ELLISON	JR	49.55		3/4/11	1.5	0.46	1.96
▶ 400m	30	Jon CARON	JR	49.82		2/18/11	0.02	0.17	0.19
▶ Mile	15	Matt BRINKMEIER	JR	4:14.07		3/4/11	1	0.30	1.30
▶ Mile	35	Yonatan MASCOTE	JR	4:16.45		2/25/11		0.02	0.02
▶ 5000m	5	Neal KLEIN	SR	14:31.36		2/4/11	12	1.70	13.70
▶ 5000m	8	Dan KERLEY	JR	14:34.94		2/25/11	7	1.27	8.27
▶ 4x400	3			3:17.73		3/4/11	14	1.94	15.94
▶ HJ	7	Zach HEERSPINK	JR	2.06m	6-9	2/25/11	8	1.14	9.14
▶ PV	1	Peter GERAGHTY	JR	5.32m	17-5½	3/12/11	20	3.77	23.77
▶ PV	2	Thomas STACEY	JR	5.22m	17-1½	3/12/11	18	2.83	20.83
▶ PV	5	Josh WINDER	SO	5.12m	16-9½	3/12/11	12	2.03	14.03
▶ PV	30	Frank WLEKLINSKI	JR	4.60m	15-1	2/18/11	0.02	0.00	0.02
▶ LJ	20	Zach HEERSPINK	JR	6.98m	22-11	1/14/11	0.5	0.04	0.54
▶ SP	7	Robert KAPUSTKA	SR	16.45m	53-11½	2/12/11	8	0.86	8.86
▶ WT	4	Robert KAPUSTKA	SR	19.35m	63-6	3/12/11	14	2.58	16.58
Team Total							192.73		

2		 UW-La Crosse		unch				
Wisconsin Intercollegiate Athletic Conference								
Event	Scrd As	Athlete	Yr	Scored Mark	Date	Pl. Pts.	Bonus	TOTAL
Scored bests come from CURRENT season								
▶ PV	27	Jeffery HILL	FR	4.65m 15-3	1/21/12	0.15	0.00	0.15
▶ TJ	2	Isaac VAZQUEZ	JR	15.08m 49-5½	1/21/12	18	2.70	20.70
▶ SP	1	Andy NOVAK	SR	18.00m 59-¾	1/21/12	20	4.59	24.59
▶ SP	30	Alex ZART	SO	15.47m 50-9¾	1/21/12	0.02	0.00	0.02
▶ WT	20	John COOPER	SO	17.57m 57-7¾	1/21/12	0.5	0.00	0.50
Scored bests come from PRE-SEASON DATA								
▶ 60m	10	Jared SITTE	SR	6.93	2/25/11	5	0.64	5.64
▶ 400m	7	Paul YERHOT	SR	49.28	3/12/11	8	0.76	8.76
▶ 400m	13	Aric HOESHEN	JR	49.54	2/10/11	2	0.47	2.47
▶ 800m	26	Sean ROYER	SO	1:55.17	2/25/11	0.2	0.11	0.31
▶ 800m	28	Bruce SCHMITZ	JR	1:55.44	2/10/11	0.1	0.04	0.14
▶ Mile	9	David STILIN	JR	4:11.94	1/29/11	6	0.78	6.78
▶ 5000m	2	David STILIN	JR	14:29.41	3/12/11	18	1.94	19.94
▶ 4x400	4			3:17.82	2/10/11	11	1.87	12.87
▶ DMR	9			9:59.31	3/5/11	2	1.05	3.05
▶ HJ	20	Nick STONE	SR	2.00m 6-6¾	2/18/11	0.5	0.00	0.50
▶ PV	8	Jeremiah BURISH	SR	4.91m 16-1½	3/5/11	7	0.67	7.67
▶ PV	12	David PERGANDE	JR	4.80m 15-9	2/10/11	3	0.16	3.16
▶ PV	26	Rob ROHE	SO	4.66m 15-3½	3/5/11	0.2	0.00	0.20
▶ LJ	3	Isaac VAZQUEZ	JR	7.32m 24-¾	2/25/11	16	2.66	18.66
▶ LJ	11	Kellen MCCRARY	SR	7.11m 23-4	3/12/11	4	0.60	4.60
▶ LJ	17	Troy BROOKS	JR	7.00m 22-11½	2/4/11	0.8	0.13	0.93
▶ TJ	7	Kellen MCCRARY	SR	14.59m 47-10½	2/4/11	8	0.98	8.98
▶ TJ	29	Brett DAVIS	JR	14.02m 46-0	2/25/11	0.05	0.00	0.05
Team Total						150.67		

"Scrd As", short for "Scored As", Standing used for place points portion of performance's score combining preseason data (when applied) to current season data

Numbers in BLACK are both the performance's actual NCAA rank AND "scored as" rank Numbers in RED indicate actual NCAA rank does not exist or is worse than "scored as" rank Numbers in BLUE indicate actual NCAA rank is better than "scored as" rank

USTFCCCA Non-Member

Non-Member Schools Will NOT be ranked, beginning Week 2



USTFCCCA NCAA Division III National Team Rankings

2012 Indoor Track & Field, Week #1

as of 1/23/2012 11:39:32 PM

D denotes multiple-event rule in affect
Only those who score >0.01 pts are shown

MEN

3



UW-Oshkosh

Wisconsin Intercollegiate Athletic Conference

unch

Event	Scrd As	Athlete	Yr	Scored Mark	Date	Pl. Pts.	Bonus	TOTAL	
Scored bests come from CURRENT season									
▶ 400m	29	Reid ZANOYA	FR	49.81	1/14/12	0.05	0.18	0.23	
▶ SP	2	Nick BAATZ	JR	17.41m	57-1½	1/14/12	18	2.93	20.93
▶ SP	7	Lewis PRIOR	JR	16.45m	53-11½	1/20/12	8	0.86	8.86
▶ WT	3	Ben LUDTKE	SR	19.52m	64-½	1/20/12	16	3.03	19.03
▶ WT	16	Nick BAATZ	JR	17.82m	58-5½	1/14/12	0.9	0.15	1.05
Scored bests come from PRE-SEASON DATA									
▶ 400m	36	John CEJKA	JR	50.00	2/25/11		0.04	0.04	
▶ 5000m	9	Nate STYMIEST	SR	14:37.76	2/4/11	6	0.93	6.93	
▶ 5000m	28	John DEWITT	JR	14:54.96	2/4/11	0.1	0.00	0.10	
▶ 4x400	7			3:18.29	3/5/11	4	1.52	5.52	
▶ DMR	3			9:55.45	3/5/11	14	1.92	15.92	
▶ HJ	20	Lukey KLITZ	JR	2.00m	6-6½	2/25/11	0.5	0.00	0.50
▶ PV	30	Cesar RAYGOZA	SR	4.60m	15-1	2/19/11	0.02	0.00	0.02
▶ LJ	13	Blaise DUELING	JR	7.04m	23-1½	1/28/11	2	0.30	2.30
▶ LJ	30	Alan GERMAN	SR	6.91m	22-8	1/21/11	0.02	0.00	0.02
▶ TJ	15	Lukey KLITZ	JR	14.28m	46-10½	3/4/11	1	0.21	1.21
▶ SP	5	Pete DELZER	JR	16.84m	55-3	1/21/11	12	1.61	13.61
▶ WT	2	Pete DELZER	JR	19.60m	64-3½	3/12/11	18	3.24	21.24
▶ WT	10	Lewis PRIOR	JR	18.22m	59-9½	1/21/11	5	0.52	5.52
Team Total								123.04	

4



McMurry

American Southwest Conference

▲ 1

Event	Scrd As	Athlete	Yr	Scored Mark		Date	Pl. Pts.	Bonus	TOTAL
Scored bests come from CURRENT season									
▶ 60m	1	Kenneth TURNER	JR	6.81		1/13/12	20	2.28	22.28
▶ 60m	19	Trevon ODOM	JR	6.97		1/13/12	0.6	0.27	0.87
▶ H60m	11	Junior SAINT PREUX	FR	8.32		1/20/12	4	0.52	4.52
▶ LJ	18	Gavan BASS	SR	6.99m	22-11½	1/13/12	0.7	0.09	0.79
▶ TJ	23	Dillion WILKINS	FR	14.08m	46-2½	1/13/12	0.35	0.00	0.35
Scored bests come from PRE-SEASON DATA									
▶ 400m	4	Kevin CUNNINGHAM	SR	48.67		3/4/11	14	1.62	15.62
▶ 4x400	1			3:17.17		3/4/11	20	2.37	22.37
▶ PV	17	Brock STEINBOCK	JR	4.79m	15-8½	3/4/11	0.8	0.12	0.92
▶ SP	6	Paul DAVIS	SO	16.82m	55-2¼	2/26/11	10	1.57	11.57
Team Total									79.29

5



UW-Whitewater

Wisconsin Intercollegiate Athletic Conference

▲ 2

Event	Scrd As	Athlete	Yr	Scored Mark	Date	Pl. Pts.	Bonus	TOTAL	
Scored bests come from CURRENT season									
▶ 60m	12	Moriarty BROWN-GRIFFIN	SO	6.94		1/14/12	3	0.55	3.55
▶ 400m	16	Matt SANTAS	SO	49.60		1/14/12	0.9	0.40	1.30
▶ H60m	20	Mike JUDD	FR	8.36		1/14/12	0.5	0.22	0.72
▶ PV	29	Cody SPEAKER	SO	4.61m	15-1½	1/21/12	0.05	0.00	0.05
▶ LJ	2	Dave KUCZYNSKI	JR	7.34m	24-1	1/14/12	18	2.91	20.91
Scored bests come from PRE-SEASON DATA									
▶ 60m	5	Nick BEE	SO	6.87		3/12/11	12	1.43	13.43
▶ 60m	19	C.J. MILLER	JR	6.97		3/4/11	0.6	0.27	0.87
▶ 60m	24	Nick MILLER	SO	6.98		1/22/11	0.3	0.18	0.48
▶ 400m	23	Pete SCHROEDER	SR	49.74		2/25/11	0.35	0.25	0.60
▶ 800m	14	Jeremie BOGARD	JR	1:54.38		1/22/11	1.5	0.30	1.80
▶ Mile	24	Jeremie BOGARD	JR	4:15.57		3/4/11	0.3	0.13	0.43
▶ Mile	27	Mathias WERVE	SR	4:15.77		3/4/11	0.15	0.10	0.25
▶ H60m	25	Marcus SMITH	JR	8.39		2/25/11	0.25	0.09	0.34
▶ 4x400	12			3:19.28		3/4/11	0.8	0.77	1.57
▶ DMR	12			9:59.79		2/19/11	0.8	0.94	1.74
▶ HJ	8	Travis MOREHOUSE	SR	2.05m	6-8%	2/25/11	7	0.86	7.86
▶ LJ	13	Cory ZAESKE	SO	7.04m	23-1½	1/22/11	2	0.30	2.30
▶ LJ	22	Marcus SMITH	JR	6.95m	22-9%	2/19/11	0.4	0.00	0.40
▶ TJ	3	Marcus SMITH	JR	15.03m	49-3%	2/4/11	16	2.48	18.48
▶ SP	24	Loussaint MINETT	SO	15.61m	51-2%	3/4/11	0.3	0.00	0.30
▶ SP	28	Jordan MILLER	SR	15.49m	50-10	3/4/11	0.1	0.00	0.10
▶ WT	22	Jordan MILLER	SR	17.52m	57-5%	3/4/11	0.4	0.00	0.40
Team Total								77.88	

"Scrd As", short for "Scored As", Standing used for place points portion of performance's score combining preseason data (when applied) to current season data

Numbers in BLACK are both the performance's actual NCAA rank AND "scored as" rank Numbers in RED indicate actual NCAA rank does not exist or is worse than "scored as" rank Numbers in BLUE indicate actual NCAA rank is better than "scored as" rank

USTFCCCA Non-Member

Non-Member Schools Will NOT be ranked, beginning Week 2



USTFCCCA NCAA Division III National Team Rankings

2012 Indoor Track & Field, Week #1

as of 1/23/2012 11:39:33 PM

D denotes multiple-event rule in affect
Only those who score >0.01 pts are shown

MEN

6



Amherst

New England Small College Athletic Conference

▼ 2

Event	Scrd As	Athlete	Yr	Scored Mark	Date	Pl. Pts.	Bonus	TOTAL
Scored bests come from CURRENT season								
► Mile	27	Ben SCHEETZ	SR	4:15.77	1/14/12	0.15	0.10	0.25
Scored bests come from PRE-SEASON DATA								
► 400m	1	Ben SCHEETZ	SR	47.97	2/11/11	20	2.81	22.81
► 800m	1	Ben SCHEETZ	SR	1:48.68	2/25/11	20	3.98	23.98
► Mile	32	Patrick GRIMES	JR	4:16.33	2/11/11	0.04		0.04
► 4x400	9			3:18.67	2/25/11	2	1.23	3.23
► DMR	1			9:52.11	2/11/11	20	2.69	22.69
Team Total								73.00

7



SUNY Geneseo

State University of New York Athletic Conference

▼ 1

Event	Scrd As	Athlete	Yr	Scored Mark		Date	Pl. Pts.	Bonus	TOTAL
Scored bests come from CURRENT season									
► Mile	11	Eddie NOVARA	SR	4:12.41		1/14/12	4	0.67	4.67
► LJ	7	Wenley LOUIS	SR	7.18m	23-6½	12/8/11	8	1.19	9.19
Scored bests come from PRE-SEASON DATA									
► 800m	31	Chris CARTER	SR	1:55.49		3/4/11		0.03	0.03
► Mile	5	Lee BERUBE	SR	4:10.15		1/28/11	12	1.22	13.22
► Mile	22	Tom CLARK	JR	4:15.14		1/28/11	0.4	0.18	0.58
► 5000m	1	Lee BERUBE	SR	14:23.89		12/4/10	20	2.61	22.61
► 5000m	15	Eddie NOVARA	SR	14:45.90		1/28/11	1	0.35	1.35
► DMR	4			9:56.21		1/28/11	11	1.75	12.75
► LJ	18	Nwana OKAFOR	SR	6.99m	22-11½	2/26/11	0.7	0.09	0.79
Team Total									65.18

8



St. Thomas (Minn.)

Minnesota Intercollegiate Athletic Conference

▲ 4

Event	Scrd As	Athlete	Yr	Scored Mark	Date	Pl. Pts.	Bonus	TOTAL
Scored bests come from CURRENT season								
► 800m	3	Mike HUTTON	JR	1:50.91	1/20/12	16	2.25	18.25
► HJ	6	Eyo EKPO	SO	2.07m	6-9"	10	1.44	11.44
Scored bests come from PRE-SEASON DATA								
► Mile	12	Ben SATHRE	SR	4:12.44	2/18/11	3	0.66	3.66
► 5000m	4	Ben SATHRE	SR	14:29.84	3/12/11	14	1.88	15.88
► 4x400	13			3:19.50	2/18/11	0.7	0.60	1.30
► TJ	9	Eyo EKPO	JR	14.47m	47-5"	6	0.63	6.63
Team Total								57.16

9



Wabash

North Coast Athletic Conference

▼ 1

Event	Scrd As	Athlete	Yr	Scored Mark	Date	Pl. Pts.	Bonus	TOTAL
Scored bests come from CURRENT season								
► Mile	1	Kevin MCCARTHY	SR	4:06.58	12/9/11	20	2.55	22.55
► H60m	24	Nathan MULLER	FR	8.38	1/21/12	0.3	0.13	0.43
Scored bests come from PRE-SEASON DATA								
► 800m	2	Jake WATERMAN	JR	1:50.87	2/26/11	18	2.28	20.28
► 800m	5	Kevin MCCARTHY	SR	1:52.03	2/26/11	12	1.40	13.40
► PV	30	Matt KNOX	JR	4.60m	15-1 3/4/11	0.02	0.00	0.02
Team Total								56.67

10



Central (Iowa)

Iowa Intercollegiate Athletic Conference

▼ 1

Event	Scrd As	Athlete	Yr	Scored Mark	Date	Pl. Pts.	Bonus	TOTAL	
Scored bests come from PRE-SEASON DATA									
► 400m	11	Kyle WOOD	SR	49.47	3/5/11	4	0.55	4.55	
► 800m	17	Ben SCHORNACK	JR	1:54.59	3/5/11	0.8	0.25	1.05	
► H60m	28	Ethan MILLER	SR	8.42	2/4/11	0.1	0.00	0.10	
► HJ	1	Ethan MILLER	SR	2.11m	6-11	3/12/11	20	3.12	23.12
► LJ	1	Ethan MILLER	SR	7.36m	24-1½	2/25/11	20	3.16	23.16
► WT	21	Tyler CROUSE	SR	17.53m	57-6½	2/11/11	0.45	0.00	0.45
Team Total								52.42	

"Scrd As", short for "Scored As", Standing used for place points portion of performance's score combining preseason data (when applied) to current season data

Numbers in BLACK are both the performance's actual NCAA rank AND "scored as" rank Numbers in RED indicate actual NCAA rank does not exist or is worse than "scored as" rank Numbers in BLUE indicate actual NCAA rank is better than "scored as" rank

USTFCCCA Non-Member

Non-Member Schools Will NOT be ranked, beginning Week 2



USTFCCCA NCAA Division III National Team Rankings

2012 Indoor Track & Field, Week #1

as of 1/23/2012 11:39:33 PM

D

denotes multiple-event rule in affect

Only those who score >0.01 pts are shown

MEN

11

MIT
 New England Women's & Men's Athletic Conference

▼ **1**

Event	Scrd As	Athlete	Yr	Scored Mark	Date	Pl. Pts.	Bonus	TOTAL
Scored bests come from PRE-SEASON DATA								
800m	9	Patrick MARX	JR	1:53.09	2/11/11	6	0.88	6.88
DMR	2			9:55.13	2/11/11	17	2.00	19.00
PV	5	Nathan PETERSON	SR	5.12m	16-9½	12	2.03	14.03
WT	6	Chinedum UMACHI	SR	18.59m	61-0	10	1.18	11.18
Team Total								51.09

12

Wartburg
 Iowa Intercollegiate Athletic Conference

▼ **1**

Event	Scrd As	Athlete	Yr	Scored Mark	Date	Pl. Pts.	Bonus	TOTAL
Scored bests come from CURRENT season								
H60m	11	Larry JOHNSON	JR	8.32	1/20/12	4	0.52	4.52
Scored bests come from PRE-SEASON DATA								
HJ	2	Jonas ELUSME	SO	2.10m	6-10½	18	2.70	20.70
HJ	8	Jordan SATHOFF	SR	2.05m	6-8½	7	0.86	7.86
LJ	6	Wendell BOOTH	JR	7.19m	23-7½	10	1.27	11.27
LJ	12	Jonas ELUSME	SO	7.06m	23-2	3	0.38	3.38
Team Total								47.73

13

UW-Eau Claire
 Wisconsin Intercollegiate Athletic Conference

▲ **1**

Event	Scrd As	Athlete	Yr	Scored Mark	Date	Pl. Pts.	Bonus	TOTAL
Scored bests come from CURRENT season								
400m	24	Cody PRINCE	FR	49.75	1/21/12	0.3	0.24	0.54
SP	18	Joe LILEK	SR	15.69m	51-5½	0.7	0.00	0.70
WT	1	Tony SIGRIST	SR	19.69m	64-7½	20	3.48	23.48
WT	12	Tyler GENOVESE	SR	18.06m	59-3	3	0.37	3.37
Scored bests come from PRE-SEASON DATA								
400m	20	Patrick MACKIN	SR	49.68	2/25/11	0.5	0.32	0.82
5000m	7	Thomas BREITBACH	SR	14:33.59	3/12/11	8	1.43	9.43
4x400	15			3:20.23	3/5/11	0.5	0.18	0.68
DMR	10			9:59.45	3/5/11	1	1.02	2.02
HJ	20	Bart MESTELLE	SR	2.00m	6-6½	0.5	0.00	0.50
SP	17	Tony SIGRIST	SR	15.83m	51-11½	0.8	0.11	0.91
Team Total								42.45

14

Bates
 New England Small College Athletic Conference

▲ **6**

Event	Scrd As	Athlete	Yr	Scored Mark	Date	Pl. Pts.	Bonus	TOTAL	
Scored bests come from CURRENT season									
PV	30	Sam GOLDSTEIN	SR	4.60m	15-1	1/20/12	0.02	0.00	0.02
SP	3	David PLESS	JR	17.32m	56-10	1/20/12	16	2.68	18.68
SP	29	Sean ENOS	FR	15.48m	50-9½	1/20/12	0.05	0.00	0.05
WT	19	David PLESS	JR	17.73m	58-2	1/20/12	0.6	0.07	0.67
HEPT	7	Eric WAINMAN	FR	4,109		1/20/12	8	0.99	8.99
HEPT	10	David HARDISON	JR	3,965		1/20/12	5	0.55	5.55
HEPT	17	Chris HALSTED	SO	3,635		1/20/12	0.8	0.00	0.80
Scored bests come from PRE-SEASON DATA									
800m	24	James LEPAGE	JR	1:55.01	2/5/11	0.3	0.15	0.45	
Mile	17	Nick BARRON	JR	4:14.38	2/11/11	0.8	0.27	1.07	
Mile	29	Tully HANNAN	SO	4:15.86	2/5/11	0.05	0.09	0.14	
5000m	12	Noah GRABOYS	SO	14:42.55	2/11/11	3	0.53	3.53	
5000m	22	Tully HANNAN	SO	14:51.93	2/11/11	0.4	0.11	0.51	
DMR	13			10:00.02	3/4/11	0.7	0.89	1.59	
Team Total								42.05	

15

Methodist
 USA South Athletic Conference

▲ **1**

Event	Scrd As	Athlete	Yr	Scored Mark	Date	Pl. Pts.	Bonus	TOTAL	
Scored bests come from CURRENT season									
LJ	7	Lincoln CARR	JR	7.18m	23-6½	1/13/12	8	1.19	9.19
Scored bests come from PRE-SEASON DATA									
LJ	10	Pierson SINGLETON	JR	7.12m	23-4½	3/12/11	5	0.69	5.69
TJ	1	Lincoln CARR	JR	15.67m	51-5	2/4/11	20	5.26	25.26
Team Total								40.13	

"Scrd As", short for "Scored As", Standing used for place points portion of performance's score combining preseason data (when applied) to current season data

Numbers in BLACK are both the performance's actual NCAA rank AND "scored as" rank Numbers in RED indicate actual NCAA rank does not exist or is worse than "scored as" rank Numbers in BLUE indicate actual NCAA rank is better than "scored as" rank

USTFCCCA Non-Member

Non-Member Schools Will NOT be ranked, beginning Week 2



USTFCCCA NCAA Division III National Team Rankings

2012 Indoor Track & Field, Week #1

as of 1/23/2012 11:39:33 PM

D denotes multiple-event rule in affect
Only those who score >0.01 pts are shown

MEN

16



Haverford

Centennial Conference

▼ 1

Event	Scrd As	Athlete	Yr	Scored Mark	Date	Pl. Pts.	Bonus	TOTAL
Scored bests come from CURRENT season								
800m	12	Tim SCHUCH	SR	1:54.11	1/20/12	3	0.38	3.38
800m	18	Eric ARNOLD	SR	1:54.60	1/20/12	0.7	0.24	0.94
800m	27	Andrew GOLATO	SR	1:55.25	1/20/12	0.15	0.09	0.24
Scored bests come from PRE-SEASON DATA								
Mile	4	Tim SCHUCH	SR	4:09.03	1/28/11	14	1.63	15.63
Mile	6	Ivo MILIC-STRAJAL	JR	4:10.18	1/28/11	10	1.21	11.21
Mile	14	Eric ARNOLD	SR	4:13.65	1/28/11	1.5	0.37	1.87
5000m	29	Faraz SOHAIL	SR	14:55.52	1/28/11	0.05	0.00	0.05
DMR	8			9:59.01	2/19/11	3	1.12	4.12
Team Total								37.44

17



Tufts

New England Small College Athletic Conference

▲ 21

Event	Scrd As	Athlete	Yr	Scored Mark	Date	Pl. Pts.	Bonus	TOTAL
Scored bests come from CURRENT season								
5000m	23	Matt RAND	JR	14:52.11	12/3/11	0.35	0.11	0.46
PV	20	Brad NAKANISHI	JR	4.72m 15-5½	1/8/12	0.5	0.00	0.50
HEPT	3	Michael BLAIR	JR	4,346	1/20/12	16	2.07	18.07
Scored bests come from PRE-SEASON DATA								
800m	7	Jeff MARVEL	JR	1:52.72	2/25/11	8	1.06	9.06
800m	8	Connor ROSE	SR	1:53.04	2/25/11	7	0.90	7.90
Mile	30	Sam HANEY	JR	4:15.98	2/25/11	0.02	0.08	0.10
DMR	15			10:01.46	3/5/11	0.5	0.57	1.07
Team Total								37.15

18



Nebraska Wesleyan

Great Plains Athletic Conference

▲ 4

Event	Scrd As	Athlete	Yr	Scored Mark	Date	Pl. Pts.	Bonus	TOTAL
Scored bests come from CURRENT season								
400m	9	John KERSENBROCK	JR	49.39	1/20/12	6	0.63	6.63
HJ	12	Tommie BARDSLEY	FR	2.04m 6-8½	1/20/12	3	0.58	3.58
LJ	9	John KERSENBROCK	JR	7.15m 23-5½	1/14/12	6	0.94	6.94
Scored bests come from PRE-SEASON DATA								
PV	10	Jay WALL	SR	4.87m 15-11¾	3/12/11	5	0.41	5.41
LJ	5	Jack CHATELAIN	JR	7.22m 23-8½	1/28/11	12	1.52	13.52
TJ	18	Jack CHATELAIN	JR	14.22m 46-8	2/26/11	0.7	0.12	0.82
Team Total								36.91

19



UW-Platteville

Wisconsin Intercollegiate Athletic Conference

unch

Event	Scrd As	Athlete	Yr	Scored Mark	Date	Pl. Pts.	Bonus	TOTAL
Scored bests come from CURRENT season								
60m	12	Aaron HRUBES	JR	6.94	1/21/12	3	0.55	3.55
H60m	16	TJ VALLEY	SO	8.34	1/14/12	0.9	0.37	1.27
HJ	14	Ace MCCARTY	SO	2.03m 6-8	1/21/12	1.5	0.29	1.79
Scored bests come from PRE-SEASON DATA								
60m	24	Lynn OYAWIRI	SR	6.98	2/12/11	0.3	0.18	0.48
800m	10	Patrick KLEIN	SR	1:53.69	2/12/11	5	0.58	5.58
Mile	2	Patrick KLEIN	SR	4:06.85	1/28/11	18	2.44	20.44
H60m	14	Aaron LOFERSKI	JR	8.33	3/5/11	1.5	0.44	1.94
SP	18	Jake WIEDERHOLT	JR	15.69m 51-5½	2/12/11	0.7	0.00	0.70
Team Total								35.76

20



Rose-Hulman

Heartland Collegiate Athletic Conference

▲ 3

Event	Scrd As	Athlete	Yr	Scored Mark	Date	Pl. Pts.	Bonus	TOTAL
Scored bests come from CURRENT season								
PV	22	Collin CROWSON	JR	4.70m 15-5	1/14/12	0.4	0.00	0.40
Scored bests come from PRE-SEASON DATA								
60m	5	Jeremiah EDWARDS	SR	6.87	3/5/11	12	1.43	13.43
H60m	3	Sutton COLEMAN	SR	8.17	3/12/11	16	1.98	17.98
Team Total								31.81

"Scrd As", short for "Scored As", Standing used for place points portion of performance's score combining preseason data (when applied) to current season data

Numbers in BLACK are both the performance's actual NCAA rank AND "scored as" rank Numbers in RED indicate actual NCAA rank does not exist or is worse than "scored as" rank Numbers in BLUE indicate actual NCAA rank is better than "scored as" rank

USTFCCCA Non-Member

Non-Member Schools Will NOT be ranked, beginning Week 2



USTFCCCA NCAA Division III National Team Rankings

2012 Indoor Track & Field, Week #1

as of 1/23/2012 11:39:34 PM

D denotes multiple-event rule in affect
Only those who score >0.01 pts are shown

MEN

21



Hamline

Minnesota Intercollegiate Athletic Conference

▼ 8

Event	Scrd As	Athlete	Yr	Scored Mark	Date	Pl. Pts.	Bonus	TOTAL	
Scored bests come from CURRENT season									
▶ PV	17	Shaise SCHUETTE	JR	4.79m	15-8½	1/21/12	0.8	0.12	0.92
Scored bests come from PRE-SEASON DATA									
▶ Mile	18	Jack DIECHERT	SR	4:14.72		2/18/11	0.7	0.23	0.93
▶ Mile	31	Ian CAMPBELL	SR	4:16.03		2/18/11		0.07	0.07
▶ SP	4	Brennan MCKEAG	SR	17.15m	56-3¼	2/5/11	14	2.20	16.20
▶ WT	7	Andrew SCHLICHTING	SR	18.57m	60-11¼	3/4/11	8	1.15	9.15
▶ WT	11	Brennan MCKEAG	SR	18.19m	59-8¼	2/18/11	4	0.49	4.49
Team Total								31.77	

24



Calvin

Michigan Intercollegiate Athletic Association

▲ 3

Event	Scrd As	Athlete	Yr	Scored Mark	Date	Pl. Pts.	Bonus	TOTAL
Scored bests come from CURRENT season								
▶ 5000m	21	Matt VANDER ROEST	JR	14:50.93	1/20/12	0.45	0.15	0.60
▶ SP	10	Aaron MECKES	JR	16.17m	53-¾1/20/12	5	0.44	5.44
Scored bests come from PRE-SEASON DATA								
▶ Mile	10	Greg WHITTLE	JR	4:11.96	3/4/11	5	0.78	5.78
▶ Mile	24	Nick KRAMER	SR	4:15.57	2/26/11	0.3	0.13	0.43
▶ 5000m	3	Nick KRAMER	SR	14:29.59	3/12/11	16	1.91	17.91
▶ HJ	20	Matt CHRISTIANS	SO	2.00m	6-6¾1/28/11	0.5	0.00	0.50
Team Total								30.65

22



UW-Stevens Point

Wisconsin Intercollegiate Athletic Conference

▼ 5

Event	Scrd As	Athlete	Yr	Scored Mark		Date	Pl. Pts.	Bonus	TOTAL
Scored bests come from CURRENT season									
▶ 800m	15	Dan SULLIVAN	SO	1:54.47		1/21/12	1	0.28	1.28
Scored bests come from PRE-SEASON DATA									
▶ 60m	12	Babatunde AWOSIKA	SO	6.94		1/22/11	3	0.55	3.55
▶ Mile	20	Dan SULLIVAN	SO	4:14.87		2/25/11	0.5	0.21	0.71
▶ 4x400	6			3:18.19		3/5/11	6	1.59	7.59
▶ HJ	4	Zach MIXDORF	SO	2.08m	6-9%	3/5/11	14	1.86	15.86
▶ HJ	20	Brian THILL	SR	2.00m	6-6%	2/5/11	0.5	0.00	0.50
▶ SP	13	Jesse KLOTZ	JR	15.91m	52-2½	1/28/11	2	0.18	2.18
Team Total									31.67

25



NYU

University Athletic Association

▼ 4

Event	Scrd As	Athlete	Yr	Scored Mark	Date	Pl. Pts.	Bonus	TOTAL
Scored bests come from CURRENT season								
▶ 60m	24	Jonathan SIMON	FR	6.98	1/13/12	0.3	0.18	0.48
Scored bests come from PRE-SEASON DATA								
▶ 400m	10	Dan MCKINNEY	JR	49.40	2/26/11	5	0.62	5.62
▶ 800m	19	James PATTERSON	JR	1:54.67	3/4/11	0.6	0.23	0.83
▶ Mile	3	Matt TURLIP	SR	4:07.65	2/11/11	16	2.14	18.14
▶ DMR	7			9:57.88	3/4/11	4	1.37	5.37
Team Total								30.45

23



Springfield (Mass.)

New England Women's & Men's Athletic Conferen

▼ 5

Event	Scrd As	Athlete	Yr	Scored Mark	Date	Pl. Pts.	Bonus	TOTAL
Scored bests come from CURRENT season								
▶ 5000m	17	Brian FULLER	SR	14:47.69	12/3/11	0.8	0.28	1.08
Scored bests come from PRE-SEASON DATA								
▶ 4x400	16			3:20.49	2/25/11	0.4	0.10	0.50
▶ LJ	4	Kevin COYLE	SR	7.27m	23-10% 3/12/11	14	2.04	16.04
▶ TJ	5	Kevin COYLE	SR	14.77m	48-5% 3/12/11	12	1.51	13.51
Team Total								31.12

26



Christopher Newport

USA South Athletic Conference

▲ 51

Event	Scrd As	Athlete	Yr	Scored Mark		Date	Pl. Pts.	Bonus	TOTAL
Scored bests come from CURRENT season									
▶ HJ	14	Richard ROETHEL	JR	2.03m	6-8	1/20/12	1.5	0.29	1.79
▶ HEPT	1	Richard ROETHEL	JR	5,014		1/20/12	20	6.16	26.16
▶ HEPT	15	Troy NEWCOMER	FR	3,753		1/20/12	1	0.08	1.08
Team Total									29.03

"Scrd As", short for "Scored As", Standing used for place points portion of performance's score combining preseason data (when applied) to current season data

Numbers in BLACK are both the performance's actual NCAA rank AND "scored as" rank Numbers in RED indicate actual NCAA rank does not exist or is worse than "scored as" rank Numbers in BLUE indicate actual NCAA rank is better than "scored as" rank

USTFCCCA Non-Member

Non-Member Schools Will NOT be ranked, beginning Week 2



USTFCCCA NCAA Division III National Team Rankings

2012 Indoor Track & Field, Week #1

as of 1/23/2012 11:39:34 PM

D denotes multiple-event rule in affect
Only those who score >0.01 pts are shown

MEN

27



Case Western Reserve ▲ 8

University Athletic Association

Event	Scrd As	Athlete	Yr	Scored Mark	Date	Pl. Pts.	Bonus	TOTAL
Scored bests come from CURRENT season								
▶ HEPT	2	Michael COHARA	JR	4,523	12/10/11	18	3.15	21.15
▶ HEPT	20	Toby KILROY	SO	3,556	12/10/11	0.5	0.00	0.50
▶ HEPT	26	Nick ERRICO	JR	3,225	12/10/11	0.2	0.00	0.20
Scored bests come from PRE-SEASON DATA								
▶ H60m	9	Matt JURCAK	SR	8.31	1/22/11	6	0.59	6.59
Team Total								28.45

28



UW-Stout ▲ 1

Wisconsin Intercollegiate Athletic Conference

Event	Scrd As	Athlete	Yr	Scored Mark		Date	Pl. Pts.	Bonus	TOTAL
Scored bests come from CURRENT season									
▶ PV	12	John NEGUS	SR	4.80m	15-9	1/21/12	3	0.16	3.16
▶ WT	14	Mike LIHRMAN	SO	17.89m	58-8½	1/21/12	1.5	0.22	1.72
Scored bests come from PRE-SEASON DATA									
▶ 5000m	13	Tim NELSON	SR	14:43.73		3/5/11	2	0.44	2.44
▶ PV	2	Daniel DREWEK	SR	5.22m	17-1½	3/12/11	18	2.83	20.83
Team Total									28.14

29



Ohio Wesleyan ▼ 5

North Coast Athletic Conference

Event	Scrd As	Athlete	Yr	Scored Mark	Date	Pl. Pts.	Bonus	TOTAL
Scored bests come from PRE-SEASON DATA								
▶ 400m	15	Ethan FREET	JR	49.58	2/25/11	1	0.43	1.43
▶ 400m	18	Silas JOLLIFF	JR	49.63	2/25/11	0.7	0.37	1.07
▶ 800m	11	Sharif KRONEMER	SR	1:54.09	2/18/11	4	0.39	4.39
▶ Mile	26	Shane BRANDT	JR	4:15.70	2/18/11	0.2	0.11	0.31
▶ H60m	20	David FRANKLIN	SR	8.36	1/22/11	0.5	0.22	0.72
▶ 4x400	2			3:17.30	2/18/11	17	2.27	19.27
Team Total								27.19

30



Dubuque ▼ 4

Iowa Intercollegiate Athletic Conference

Event	Scrd As	Athlete	Yr	Scored Mark		Date	Pl. Pts.	Bonus	TOTAL
Scored bests come from CURRENT season									
▶ LJ	22	Christopher WATSON	FR	6.95m	22-9%	1/21/12	0.4	0.00	0.40
Scored bests come from PRE-SEASON DATA									
▶ 60m	3	Phillip JONES	JR	6.85		3/12/11	16	1.71	17.71
▶ 60m	8	Davivorn DOWE	SR	6.92		3/5/11	7	0.73	7.73
Team Total									25.84

31



UMass Dartmouth ▼ 6

Little East Conference

Event	Scrd As	Athlete	Yr	Scored Mark		Date	Pl. Pts.	Bonus	TOTAL
Scored bests come from CURRENT season									
▶ 60m	7	Phito GONDRE	FR	6.91		12/10/11	8	0.87	8.87
▶ HJ	29	Adam JONES	FR	1.99m	6-6%	1/21/12	0.05	0.00	0.05
▶ LJ	26	Chris PERRY	SO	6.94m	22-9%	1/14/12	0.2	0.00	0.20
▶ TJ	4	Chris PERRY	SO	14.87m	48-9%	12/10/11	14	1.80	15.80
Scored bests come from PRE-SEASON DATA									
▶ WT	22	Robert YARBOUGH	SR	17.52m	57-5%	2/18/11	0.4	0.00	0.40
Team Total									25.32

32



Utica ▼ 4

Empire 8 Athletic Conference

Event	Scrd As	Athlete	Yr	Scored Mark		Date	Pl. Pts.	Bonus	TOTAL
Scored bests come from PRE-SEASON DATA									
▶ H60m	1	Joe PRUCKNO	SR	8.10		3/4/11	20	2.81	22.81
▶ SP	15	Breiten BALSCHMITER	SO	15.88m	52-1¼	2/25/11	1	0.15	1.15
Team Total									23.96

"Scrd As", short for "Scored As", Standing used for place points portion of performance's score combining preseason data (when applied) to current season data

Numbers in BLACK are both the performance's actual NCAA rank AND "scored as" rank Numbers in RED indicate actual NCAA rank does not exist or is worse than "scored as" rank Numbers in BLUE indicate actual NCAA rank is better than "scored as" rank

USTFCCCA Non-Member

Non-Member Schools Will NOT be ranked, beginning Week 2



USTFCCCA NCAA Division III National Team Rankings

2012 Indoor Track & Field, Week #1

as of 1/23/2012 11:39:34 PM

D denotes multiple-event rule in affect
Only those who score >0.01 pts are shown

MEN

33



Buffalo State

State University of New York Athletic Conference

▼ 1

Event	Scrd As	Athlete	Yr	Scored Mark	Date	Pl. Pts.	Bonus	TOTAL	
Scored bests come from CURRENT season						0.1	0.09	0.19	
▶ 60m	28	Jalen LAW	SO	6.99	1/20/12				
Scored bests come from PRE-SEASON DATA									
▶ 800m	20	Tim FARGINO	SR	1:54.79	3/4/11	0.5	0.20	0.70	
▶ H60m	4	Chris RONES	SO	8.20	3/4/11	14	1.63	15.63	
▶ 4x400	11			3:19.10	3/4/11	0.9	0.90	1.80	
▶ TJ	11	Jerome WILSON	SR	14.40m	47-3	2/26/11	4	0.42	4.42
▶ TJ	16	Kyle ABRON	SR	14.25m	46-9	2/5/11	0.9	0.17	1.07
Team Total								23.82	

34



Colby

New England Small College Athletic Conference

▼ 4

Event	Scrd As	Athlete	Yr	Scored Mark	Date	Pl. Pts.	Bonus	TOTAL	
Scored bests come from PRE-SEASON DATA									
▶ 60m	2	Dominique KONE	JR	6.82	3/12/11	18	2.14	20.14	
▶ PV	19	Trent WISEMAN	JR	4.75m	15-7	2/25/11	0.6	0.00	0.60
▶ LJ	22	Dominique KONE	JR	6.95m	22-9½	2/18/11	0.4	0.00	0.40
Team Total								21.14	

35



Otterbein

Ohio Athletic Conference

▼ 2

Event	Scrd As	Athlete	Yr	Scored Mark		Date	Pl. Pts.	Bonus	TOTAL
Scored bests come from PRE-SEASON DATA									
▶ H60m	2	Austin CURBOW	SR	8.11		3/12/11	18	2.69	20.69
▶ PV	30	Karl WUNDERLE	SR	4.60m	15-1	3/5/11	0.02	0.00	0.02
Team Total									20.71

36



Principia

St. Louis Intercollegiate Athletic Conference

▼ 2

Event	Scrd As	Athlete	Yr	Scored Mark	Date	Pl. Pts.	Bonus	TOTAL
Scored bests come from PRE-SEASON DATA								
▶ 800m	6	Drew CLARK	SR	1:52.34	2/5/11	10	1.25	11.25
▶ Mile	7	Drew CLARK	SR	4:10.59	3/4/11	8	1.11	9.11
Team Total								20.36

37



UW-River Falls

Wisconsin Intercollegiate Athletic Conference

unch

Event	Scrd As	Athlete	Yr	Scored Mark	Date	Pl. Pts.	Bonus	TOTAL	
Scored bests come from CURRENT season									
▶ Mile	33	Jared BRANDENBURG	SR	4:16.36	1/21/12		0.03	0.03	
Scored bests come from PRE-SEASON DATA									
▶ H60m	8	James BUTLER	JR	8.28	3/5/11	7	0.82	7.82	
▶ 4x400	8			3:18.30	3/5/11	3	1.51	4.51	
▶ HJ	8	Clai CATTO	SR	2.05m	6-8½	3/5/11	7	0.86	7.86
Team Total								20.22	

38



Gwynedd-Mercy

Colonial States Athletic Conference

▲ 2

Event	Scrd As	Athlete	Yr	Scored Mark	Date	Pl. Pts.	Bonus	TOTAL
Scored bests come from CURRENT season								
▶ 800m	25	Matt VANDENHENGEL	SR	1:55.12	1/6/12	0.25	0.12	0.37
▶ HJ	3	Justin TURNER	JR	2.09m	6-10% 12/10/11	16	2.28	18.28
Team Total								18.65

39



Augustana (Ill.)

College Conference of Illinois & Wisconsin

▼ 8

Event	Scrd As	Athlete	Yr	Scored Mark	Date	Pl. Pts.	Bonus	TOTAL	
Scored bests come from PRE-SEASON DATA									
▶ 400m	25	Alex RINDONE	JR	49.78	3/5/11	0.25	0.21	0.46	
▶ H60m	18	Greg DAVIS	SR	8.35	2/25/11	0.7	0.29	0.99	
▶ 4x400	14			3:19.78	2/25/11	0.6	0.41	1.01	
▶ HJ	8	Nicholas SINON	SO	2.05m	6-8½	3/5/11	7	0.86	7.86
▶ SP	26	Phil CHRISTENSEN	SR	15.57m	51-1	3/4/11	0.2	0.00	0.20
▶ WT	9	Phil CHRISTENSEN	SR	18.35m	60-2½	2/25/11	6	0.75	6.75
▶ WT	18	Brian BENNING	SR	17.78m	58-4	2/12/11	0.7	0.12	0.82
Team Total								18.08	

40



Neumann

Colonial States Athletic Conference

▲ 1

Event	Scrd As	Athlete	Yr	Scored Mark	Date	Pl. Pts.	Bonus	TOTAL
Scored bests come from PRE-SEASON DATA								
▶ 400m	3	Brandon BENNETT-GREEN	SO	48.51	3/12/11	16	1.89	17.89
Team Total								17.89

"Scrd As", short for "Scored As", Standing used for place points portion of performance's score combining preseason data (when applied) to current season data

Numbers in BLACK are both the performance's actual NCAA rank AND "scored as" rank Numbers in RED indicate actual NCAA rank does not exist or is worse than "scored as" rank Numbers in BLUE indicate actual NCAA rank is better than "scored as" rank

USTFCCCA Non-Member

Non-Member Schools Will NOT be ranked, beginning Week 2



USTFCCCA NCAA Division III National Team Rankings

2012 Indoor Track & Field, Week #1

as of 1/23/2012 11:39:35 PM

D denotes multiple-event rule in affect
Only those who score >0.01 pts are shown

MEN

41



Farmingdale State

Skyline Conference

▼ 5

Event	Scrd As	Athlete	Yr	Scored Mark		Date	Pl. Pts.	Bonus	TOTAL
Scored bests come from CURRENT season									
► LJ	16	Alix LAMARRE	JR	7.02m	23-½	1/20/12	0.9	0.21	1.11
► LJ	26	Donnell JONES	JR	6.94m	22-9¼	1/20/12	0.2	0.00	0.20
► WT	24	Edward BROWN	JR	17.50m	57-5	1/20/12	0.3	0.00	0.30
► WT	30	Ieshawn JOHNSON	FR	16.60m	54-5½	1/20/12	0.02	0.00	0.02
Scored bests come from PRE-SEASON DATA									
► 60m	4	DeShaun THOMAS	SR	6.86		12/8/10	14	1.57	15.57
Team Total							17.20		

42



Wesleyan (Conn.)

New England Small College Athletic Conference

▲ 1

Event	Scrd As	Athlete	Yr	Scored Mark	Date	Pl. Pts.	Bonus	TOTAL	
Scored bests come from PRE-SEASON DATA									
► 5000m	11	Bryan MARSH	JR	14:41.90	2/25/11	4	0.58	4.58	
► 5000m	18	Skyler CUMMINS	JR	14:47.89	2/25/11	0.7	0.27	0.97	
► TJ	6	Tommie LARK	SR	14.69m	48-2½	2/18/11	10	1.27	11.27
Team Total								16.83	

43



Messiah

Middle Atlantic Conferences

▼ 4

Event	Scrd As	Athlete	Yr	Scored Mark	Date	Pl. Pts.	Bonus	TOTAL
Scored bests come from PRE-SEASON DATA								
► 800m	4	Tyler NEWHOOK	SR	1:51.96	3/12/11	14	1.46	15.46
► Mile	16	Tyler NEWHOOK	SR	4:14.26	2/26/11	0.9	0.28	1.18
Team Total								16.64

44



SUNY Cortland

State University of New York Athletic Conference

▲ 5

Event	Scrd As	Athlete	Yr	Scored Mark	Date	Pl. Pts.	Bonus	TOTAL	
Scored bests come from CURRENT season									
► PV	7	Ryan PERICOZZI	SR	4.95m	16-2¼	12/10/11	8	0.93	8.93
► HEPT	12	Robert BROWER	JR	3,819		12/3/11	3	0.23	3.23
► HEPT	18	Paul CUTHBERT	SO	3,590		12/3/11	0.7	0.00	0.70
Scored bests come from PRE-SEASON DATA									
► 800m	21	Kyle FITZPATRICK	SR	1:54.80		2/11/11	0.45	0.20	0.65
► 800m	23	Cody AMENGUAL	SO	1:54.97		2/11/11	0.35	0.16	0.51
► 4x400	10			3:18.88		2/11/11	1	1.07	2.07
► LJ	26	Tim SCHEFTIC	SO	6.94m	22-9¼	1/29/11	0.2	0.00	0.20
► TJ	27	Kenny SINCLAIR	SO	14.03m	46-½	2/26/11	0.15	0.00	0.15
Team Total								16.43	

45



Wilmington (Ohio)

Ohio Athletic Conference

unch

Event	Scrd As	Athlete	Yr	Scored Mark		Date	Pl. Pts.	Bonus	TOTAL
Scored bests come from CURRENT season									
► SP	25	Mason METTS	JR	15.60m	51-2¼	1/21/12			
Scored bests come from PRE-SEASON DATA									
► HJ	4	Braden MCMONIGLE	SR	2.08m	6-9¼	3/12/11			
Team Total								16.11	

46



Stevens

Empire 8 Athletic Conference

▲ 80

Event	Scrd As	Athlete	Yr	Scored Mark	Date	Pl. Pts.	Bonus	TOTAL
Scored bests come from CURRENT season								
► HEPT	4	Victor SERVITO	JR	4,279	1/6/12	14	1.71	15.71
► HEPT	25	Bill HAZEN	JR	3,264	1/6/12	0.25	0.00	0.25
Team Total								15.96

"Scrd As", short for "Scored As", Standing used for place points portion of performance's score combining preseason data (when applied) to current season data

Numbers in BLACK are both the performance's actual NCAA rank AND "scored as" rank Numbers in RED indicate actual NCAA rank does not exist or is worse than "scored as" rank Numbers in BLUE indicate actual NCAA rank is better than "scored as" rank

USTFCCCA Non-Member

Non-Member Schools Will NOT be ranked, beginning Week 2



USTFCCCA NCAA Division III National Team Rankings

2012 Indoor Track & Field, Week #1

as of 1/23/2012 11:39:35 PM

D denotes multiple-event rule in affect
Only those who score >0.01 pts are shown

MEN

47



Mount Union

Ohio Athletic Conference

▼ 3

Event	Scrd As	Athlete	Yr	Scored Mark		Date	Pl. Pts.	Bonus	TOTAL
Scored bests come from CURRENT season									
▶ TJ	8	Sam LUDGOOD	SO	14.52m	47-7%	12/9/11	7	0.78	7.78
▶ SP	18	Sean DONNELLY	FR	15.69m	51-5%	12/9/11	0.7	0.00	0.70
Scored bests come from PRE-SEASON DATA									
▶ SP	9	Sean DENARD	SR	16.37m	53-8%	2/5/11	6	0.71	6.71
Team Total									15.19

48



Washington (Mo.)

University Athletic Association

▲ 3

Event	Scrd As	Athlete	Yr	Scored Mark	Date	Pl. Pts.	Bonus	TOTAL	
Scored bests come from CURRENT season									
▶ HJ	20	Justin PIEPER	SO	2.00m	6-6%	1/21/12	0.5	0.00	0.50
Scored bests come from PRE-SEASON DATA									
▶ 5000m	25	Michael BURNSTEIN	SR	14:53.33	2/26/11	0.25	0.06	0.31	
▶ H60m	5	Tyler JACKSON	SR	8.21	1/29/11	12	1.52	13.52	
▶ DMR	16			10:05.34	3/4/11	0.4	0.01	0.41	
Team Total								14.74	

49



Williams

New England Small College Athletic Conference

▼ 7

Event	Scrd As	Athlete	Yr	Scored Mark		Date	Pl. Pts.	Bonus	TOTAL
Scored bests come from CURRENT season									
▶ WT	13	Rusty COWHER	SR	17.91m	58-9%	12/3/11	2	0.24	2.24
Scored bests come from PRE-SEASON DATA									
▶ 400m	21	Jabulani BLYDEN	JR	49.70		2/25/11	0.45	0.30	0.75
▶ 400m	26	Taylor FITZGERALD	SR	49.79		2/11/11	0.2	0.20	0.40
▶ 400m	28	Richard FUSCO	SR	49.80		2/11/11	0.1	0.19	0.29
▶ 4x400	5			3:18.12		2/25/11	8	1.65	9.65
▶ TJ	17	Tomas KEARNEY	SR	14.24m	46-8%	2/5/11	0.8	0.15	0.95
Team Total									14.27

50



Illinois Wesleyan

College Conference of Illinois & Wisconsin

▼ 4

Event	Scrd As	Athlete	Yr	Scored Mark	Date	Pl. Pts.	Bonus	TOTAL
Scored bests come from PRE-SEASON DATA								
▶ 800m	28	Tyler SAUNDERS	SR	1:55.44	1/29/11	0.1	0.04	0.14
▶ Mile	34	Tyler SAUNDERS	SR	4:16.44	2/4/11		0.02	0.02
▶ DMR	17			10:05.62	3/4/11	0.3	0.00	0.30
▶ WT	5	Steven KIRK	SR	18.63m	61-1½ 3/4/11	12	1.26	13.26
Team Total								13.72

51



Marietta

Ohio Athletic Conference

▲ 75

Event	Scrd As	Athlete	Yr	Scored Mark	Date	Pl. Pts.	Bonus	TOTAL
Scored bests come from CURRENT season								
▶ HEPT	5	Jason HOSKINS	SO	4,261	12/10/11	12	1.63	13.63
Team Total								13.63

52



Rutgers-Newark

New Jersey Athletic Conference

▲ 1

Event	Scrd As	Athlete	Yr	Scored Mark	Date	Pl. Pts.	Bonus	TOTAL
Scored bests come from PRE-SEASON DATA								
▶ H60m	5	Kevon BROWN	JR	8.21	1/7/11	12	1.52	13.52
Team Total								13.52

53



Middlebury

New England Small College Athletic Conference

▼ 5

Event	Scrd As	Athlete	Yr	Scored Mark	Date	Pl. Pts.	Bonus	TOTAL
Scored bests come from PRE-SEASON DATA								
▶ 5000m	6	Michael SCHMIDT	SR	14:33.07	2/11/11	10	1.49	11.49
▶ DMR	11			9:59.47	3/4/11	0.9	1.01	1.91
Team Total								13.41

"Scrd As", short for "Scored As", Standing used for place points portion of performance's score combining preseason data (when applied) to current season data

Numbers in BLACK are both the performance's actual NCAA rank AND "scored as" rank Numbers in RED indicate actual NCAA rank does not exist or is worse than "scored as" rank Numbers in BLUE indicate actual NCAA rank is better than "scored as" rank

USTFCCCA Non-Member

Non-Member Schools Will NOT be ranked, beginning Week 2



USTFCCCA NCAA Division III National Team Rankings

2012 Indoor Track & Field, Week #1

as of 1/23/2012 11:39:36 PM

D denotes multiple-event rule in affect
Only those who score >0.01 pts are shown

MEN

54



Rhode Island College

Little East Conference

▼ 7

Event	Scrd As	Athlete	Yr	Scored Mark		Date	Pl. Pts.	Bonus	TOTAL
Scored bests come from CURRENT season									
▶ TJ	13	Craig AMADO	SO	14.32m	46-11½	1/14/12	2	0.27	2.27
Scored bests come from PRE-SEASON DATA									
▶ 400m	6	Craig AMADO	SO	49.26		2/25/11	10	0.78	10.78
▶ 4x400	17			3:20.84		1/28/11	0.3	0.01	0.31
Team Total									13.36

55



Muhlenberg

Centennial Conference

▼ 5

Event	Scrd As	Athlete	Yr	Scored Mark	Date	Pl. Pts.	Bonus	TOTAL
Scored bests come from PRE-SEASON DATA								
▶ 400m	5	Peter RICE	SR	49.17	2/19/11	12	0.88	12.88
Team Total								12.88

56



Bowdoin

New England Small College Athletic Conference

▼ 2

Event	Scrd As	Athlete	Yr	Scored Mark	Date	Pl. Pts.	Bonus	TOTAL
Scored bests come from PRE-SEASON DATA								
▶ Mile	19	Matthew HILLARD	SR	4:14.86	2/5/11	0.6	0.21	0.81
▶ Mile	23	Coby HOROWITZ	SO	4:15.40	2/5/11	0.35	0.15	0.50
▶ DMR	5			9:57.39	3/4/11	8	1.48	9.48
Team Total								10.79

57



Greenville

St. Louis Intercollegiate Athletic Conference

▼ 2

Event	Scrd As	Athlete	Yr	Scored Mark	Date	Pl. Pts.	Bonus	TOTAL
Scored bests come from PRE-SEASON DATA								
▶ 60m	10	Brian WHITE	SR	6.93	1/22/11	5	0.64	5.64
▶ H60m	11	Phillip THOMAS	JR	8.32	1/29/11	4	0.52	4.52
Team Total								10.16

58



UMass Boston

Little East Conference

▼ 1

Event	Scrd As	Athlete	Yr	Scored Mark	Date	Pl. Pts.	Bonus	TOTAL
Scored bests come from CURRENT season								
▶ H60m	7	Joshua QUINNIE	FR	8.26	12/10/11	8	0.97	8.97
▶ HJ	19	Tylor HART	FR	2.01m	6-7 1/8/12	0.6	0.00	0.60
Team Total								9.58

59



Carthage

College Conference of Illinois & Wisconsin

▼ 7

Event	Scrd As	Athlete	Yr	Scored Mark	Date	Pl. Pts.	Bonus	TOTAL
Scored bests come from CURRENT season								
▶ HEPT	13	James NEYLAN	SR	3,763	1/13/12	2	0.10	2.10
▶ HEPT	24	D'Monti FEDELE	SO	3,308	1/13/12	0.3	0.00	0.30
Scored bests come from PRE-SEASON DATA								
▶ 800m	22	Jose FLORES	SR	1:54.90	2/25/11	0.4	0.17	0.57
▶ H60m	20	Mike ORATOWSKI	SR	8.36	2/25/11	0.5	0.22	0.72
▶ TJ	27	Cale BROWN	SO	14.03m	46-½	0.15	0.00	0.15
▶ SP	11	Brad FORTNEY	SR	16.13m	52-11	4	0.40	4.40
▶ SP	27	Greg RAIMONDI	SR	15.54m	51-0	0.15	0.00	0.15
▶ WT	17	Greg RAIMONDI	SR	17.79m	58-4½	0.8	0.13	0.93
▶ WT	28	Eric SCHMIDT	JR	16.86m	55-3½	0.1	0.00	0.10
Team Total								9.42

60



Baldwin-Wallace

Ohio Athletic Conference

▲ 9

Event	Scrd As	Athlete	Yr	Scored Mark		Date	Pl. Pts.	Bonus	TOTAL
Scored bests come from CURRENT season									
▶ PV	9	Brandon EDDY	SO	4.88m	16-0	1/20/12	6	0.48	6.48
Scored bests come from PRE-SEASON DATA									
▶ SP	21	Zach MARINUCCI	JR	15.64m	51-3½	3/5/11	0.45	0.00	0.45
▶ SP	22	Mitchell SUPAN	JR	15.62m	51-3	2/12/11	0.4	0.00	0.40
▶ WT	15	Mitchell SUPAN	JR	17.83m	58-6	3/5/11	1	0.16	1.16
Team Total									8.49

"Scrd As", short for "Scored As", Standing used for place points portion of performance's score combining preseason data (when applied) to current season data

Numbers in BLACK are both the performance's actual NCAA rank AND "scored as" rank Numbers in RED indicate actual NCAA rank does not exist or is worse than "scored as" rank Numbers in BLUE indicate actual NCAA rank is better than "scored as" rank

USTFCCCA Non-Member

Non-Member Schools Will NOT be ranked, beginning Week 2



USTFCCCA NCAA Division III National Team Rankings

2012 Indoor Track & Field, Week #1

as of 1/23/2012 11:39:36 PM

D denotes multiple-event rule in affect
Only those who score >0.01 pts are shown

MEN

61



MSOE

Northern Athletics Conference

▼ 3

Event	Scrd As	Athlete	Yr	Scored Mark	Date	Pl. Pts.	Bonus	TOTAL	
Scored bests come from PRE-SEASON DATA									
▶ 60m	8	Jordan WERNER	JR	6.92	2/26/11	7	0.73	7.73	
▶ TJ	19	Aaron CHOATE	SR	14.20m	46-7½	2/18/11	0.6	0.09	0.69
Team Total								8.43	

65



Allegheny

North Coast Athletic Conference

▼ 6

Event	Scrd As	Athlete	Yr	Scored Mark	Date	Pl. Pts.	Bonus	TOTAL
Scored bests come from PRE-SEASON DATA								
▶ 400m	26	Taylor THROCKMORTON	SR	49.79	2/11/11	0.2	0.20	0.40
▶ DMR	6			9:57.42	2/11/11	6	1.48	7.48
Team Total								7.87

62



Elizabethtown

Middle Atlantic Conferences

▼ 1

Event	Scrd As	Athlete	Yr	Scored Mark	Date	Pl. Pts.	Bonus	TOTAL
Scored bests come from PRE-SEASON DATA								
▶ Mile	8	Russell SPEIDEN	SR	4:11.24	3/4/11	7	0.95	7.95
▶ DMR	20			10:06.93	2/4/11	0.05	0.00	0.05
Team Total								8.00

66



Defiance

Heartland Collegiate Athletic Conference

▲ 60

Event	Scrd As	Athlete	Yr	Scored Mark		Date	Pl. Pts.	Bonus	TOTAL
Scored bests come from CURRENT season									
▶ WT	8	Tom POSTEMA	FR	18.41m	60-5	1/20/12	7	0.86	7.86
Team Total									7.86

63



Ohio Northern

Ohio Athletic Conference

▼ 3

Event	Scrd As	Athlete	Yr	Scored Mark		Date	Pl. Pts.	Bonus	TOTAL
Scored bests come from CURRENT season									
▶ WT	27	Joe GUTTER	SR	16.93m	55-6½	1/20/12	0.15	0.00	0.15
Scored bests come from PRE-SEASON DATA									
▶ 60m	30	Francisque PIERRE-JEROME	SO	7.00		2/25/11	0.02	0.05	0.07
▶ 400m	8	Jacob SCHWAB	SR	49.37		2/25/11	7	0.66	7.66
▶ 4x400	20			3:20.97		2/18/11	0.05	0.00	0.05
Team Total									7.92

67



Lynchburg

Old Dominion Athletic Conference

▼ 11

Event	Scrd As	Athlete	Yr	Scored Mark		Date	Pl. Pts.	Bonus	TOTAL
Scored bests come from PRE-SEASON DATA									
▶ H60m	26	Rachad DAVIS	SO	8.40		2/25/11	0.2	0.05	0.25
▶ HJ	12	James BELL	SR	2.04m	6-8½	12/3/10	3	0.58	3.58
▶ PV	12	James BELL	SR	4.80m	15-9	1/28/11	3	0.16	3.16
▶ PV	30	Joe OLIVERI	JR	4.60m	15-1	2/5/11	0.02	0.00	0.02
Team Total									7.01

64



Worcester State

Massachusetts State Collegiate Athletic Conference

▲ 44

Event	Scrd As	Athlete	Yr	Scored Mark	Date	Pl. Pts.	Bonus	TOTAL
Scored bests come from CURRENT season								
▶ HEPT	8	Jason SLIWOSKI	FR	4,088	1/12/12	7	0.90	7.90
Team Total								7.90

68



Washington and Lee

Old Dominion Athletic Conference

▲ 47

Event	Scrd As	Athlete	Yr	Scored Mark	Date	Pl. Pts.	Bonus	TOTAL
Scored bests come from CURRENT season								
▶ HEPT	9	Dillon MYERS	SO	4,028	12/2/11	6	0.69	6.69
Scored bests come from PRE-SEASON DATA								
▶ 400m	34	Alexander TALLMAN	SO	49.96	12/5/10		0.06	0.06
Team Total								6.75

"Scrd As", short for "Scored As", Standing used for place points portion of performance's score combining preseason data (when applied) to current season data

Numbers in BLACK are both the performance's actual NCAA rank AND "scored as" rank Numbers in RED indicate actual NCAA rank does not exist or is worse than "scored as" rank Numbers in BLUE indicate actual NCAA rank is better than "scored as" rank

USTFCCCA Non-Member

Non-Member Schools Will NOT be ranked, beginning Week 2



USTFCCCA NCAA Division III National Team Rankings

2012 Indoor Track & Field, Week #1

as of 1/23/2012 11:39:37 PM

D denotes multiple-event rule in affect
Only those who score >0.01 pts are shown

MEN

69



Lebanon Valley

Middle Atlantic Conferences

▼ 1

Event	Scrd As	Athlete	Yr	Scored Mark	Date	Pl. Pts.	Bonus	TOTAL
Scored bests come from PRE-SEASON DATA								
▶ H60m	9	Jerome DUNCAN	SR	8.31	3/4/11	6	0.59	6.59
Team Total								6.59

70



Stockton

New Jersey Athletic Conference

▼ 6

Event	Scrd As	Athlete	Yr	Scored Mark		Date	Pl. Pts.	Bonus	TOTAL
Scored bests come from PRE-SEASON DATA									
▶ 60m	19	Chris COLLINS	SR	6.97		3/4/11	0.6	0.27	0.87
▶ TJ	10	Ben HAMMOND	SR	14.46m	47-5½	3/4/11	5	0.60	5.60
Team Total									6.47

71



Concordia Moorhead

Minnesota Intercollegiate Athletic Conference

▼ 4

Event	Scrd As	Athlete	Yr	Scored Mark	Date	Pl. Pts.	Bonus	TOTAL
Scored bests come from PRE-SEASON DATA								
▶ 5000m	10	Tom SEDERQUIST	SR	14:40.38	2/10/11	5	0.70	5.70
Team Total								5.70

72



Capital

Ohio Athletic Conference

▼ 10

Event	Scrd As	Athlete	Yr	Scored Mark		Date	Pl. Pts.	Bonus	TOTAL
Scored bests come from PRE-SEASON DATA									
▶ LJ	13	Josh WOODS	JR	7.04m	23-1¼	2/12/11	2	0.30	2.30
▶ TJ	12	Josh WOODS	JR	14.33m	47-¾	2/19/11	3	0.28	3.28
Team Total									5.58

73



Moravian

Landmark Conference

▼ 7

Event	Scrd As	Athlete	Yr	Scored Mark		Date	Pl. Pts.	Bonus	TOTAL
Scored bests come from CURRENT season									
▶ TJ	30	Kris JOINT	SO	13.99m	45-10%	12/2/11	0.02	0.00	0.02
Scored bests come from PRE-SEASON DATA									
▶ 5000m	30	Donald NOBLE	JR	14:56.31		3/4/11	0.02	0.00	0.02
▶ PV	11	Timothy LAYNG	SR	4.86m	15-11%	3/4/11	4	0.35	4.35
▶ PV	22	Nicco DALPIAZ	SR	4.70m	15-5	2/5/11	0.4	0.00	0.40
Team Total									4.79

74



Rowan

New Jersey Athletic Conference

▼ 9

Event	Scrd As	Athlete	Yr	Scored Mark	Date	Pl. Pts.	Bonus	TOTAL
Scored bests come from PRE-SEASON DATA								
▶ 400m	31	Demetrius ROOKS	JR	49.84	2/25/11		0.14	0.14
▶ 5000m	20	Eric DUBOIS	SR	14:50.60	2/4/11	0.5	0.16	0.66
▶ SP	12	Pierre JAMES	JR	16.12m	52-10¾ 3/4/11	3	0.39	3.39
Team Total								4.20

75



Whitworth

Northwest Conference

▼ 12

Event	Scrd As	Athlete	Yr	Scored Mark		Date	Pl. Pts.	Bonus	TOTAL
Scored bests come from PRE-SEASON DATA									
▶ HJ	16	Frank LIMA	JR	2.02m	6-7½	3/5/11	0.9	0.15	1.05
▶ SP	14	Samuel WRIGHT	SO	15.90m	52-2	1/14/11	1.5	0.17	1.67
▶ SP	16	Carter COMITO	JR	15.86m	52-½	1/28/11	0.9	0.14	1.04
Team Total									3.76

76



St. Lawrence

Liberty League

▼ 6

Event	Scrd As	Athlete	Yr	Scored Mark	Date	Pl. Pts.	Bonus	TOTAL
Scored bests come from PRE-SEASON DATA								
▶ 800m	13	Michael FOX	SR	1:54.34	3/4/11	2	0.31	2.31
▶ DMR	14			10:00.87	3/4/11	0.6	0.70	1.30
Team Total								3.61

"Scrd As", short for "Scored As", Standing used for place points portion of performance's score combining preseason data (when applied) to current season data

Numbers in BLACK are both the performance's actual NCAA rank AND "scored as" rank Numbers in RED indicate actual NCAA rank does not exist or is worse than "scored as" rank Numbers in BLUE indicate actual NCAA rank is better than "scored as" rank

USTFCCCA Non-Member

Non-Member Schools Will NOT be ranked, beginning Week 2



USTFCCCA NCAA Division III National Team Rankings

2012 Indoor Track & Field, Week #1

as of 1/23/2012 11:39:37 PM

D denotes multiple-event rule in affect
Only those who score >0.01 pts are shown

MEN

77



Anderson (Ind.)

Heartland Collegiate Athletic Conference

▼ 3

Event	Scrd As	Athlete	Yr	Scored Mark	Date	Pl. Pts.	Bonus	TOTAL
Scored bests come from PRE-SEASON DATA								
▶ 60m	12	Tony JOHNSON	SO	6.94	2/26/11	3	0.55	3.55
Team Total								3.55

78



Southern Maine

Little East Conference

▲ 4

Event	Scrd As	Athlete	Yr	Scored Mark	Date	Pl. Pts.	Bonus	TOTAL
Scored bests come from CURRENT season								
▶ HEPT	14	Aaron PAITON	SO	3,754	1/20/12	1.5	0.08	1.58
Scored bests come from PRE-SEASON DATA								
▶ 800m	16	Ben MANNING	SR	1:54.57	2/25/11	0.9	0.25	1.15
▶ DMR	18			10:06.46	2/25/11	0.2	0.00	0.20
▶ PV	22	Orion WINKLER	SR	4.70m	15-5 12/11/10	0.4	0.00	0.40
Team Total								3.34

79



Brockport

State University of New York Athletic Conference

▼ 8

Event	Scrd As	Athlete	Yr	Scored Mark	Date	Pl. Pts.	Bonus	TOTAL
Scored bests come from PRE-SEASON DATA								
▶ PV	12	Zach FERRARA	JR	4.80m	15-9 2/12/11	3	0.16	3.16
▶ WT	29	Dustin COLGAN	SR	16.73m	54-10% 2/12/11	0.05	0.00	0.05
Team Total								3.21

80



Westminster (Pa.)

Presidents' Athletic Conference

▼ 8

Event	Scrd As	Athlete	Yr	Scored Mark	Date	Pl. Pts.	Bonus	TOTAL
Scored bests come from PRE-SEASON DATA								
▶ PV	12	Mark SAYLOR	JR	4.80m	15-9 3/5/11	3	0.16	3.16
Team Total								3.16

81



TCNJ

New Jersey Athletic Conference

▼ 8

Event	Scrd As	Athlete	Yr	Scored Mark	Date	Pl. Pts.	Bonus	TOTAL
Scored bests come from PRE-SEASON DATA								
▶ 60m	16	Chris MEDINA	SR	6.95	3/4/11	0.9	0.46	1.36
▶ HJ	20	Scott LISA	SO	2.00m	6-6% 2/6/11	0.5	0.00	0.50
▶ PV	21	Julio ALORRO	JR	4.71m	15-5% 3/4/11	0.45	0.00	0.45
▶ TJ	21	Steve D'AUTOLO	JR	14.13m	46-4% 2/20/11	0.45	0.00	0.45
Team Total								2.76

82



Denison

North Coast Athletic Conference

▼ 7

Event	Scrd As	Athlete	Yr	Scored Mark	Date	Pl. Pts.	Bonus	TOTAL
Scored bests come from PRE-SEASON DATA								
▶ Mile	13	Makorobondo SALUKOMBO	SR	4:12.93	3/4/11	2	0.54	2.54
Team Total								2.54

83



CCNY

City University of New York Athletic Conference

▼ 3

Event	Scrd As	Athlete	Yr	Scored Mark	Date	Pl. Pts.	Bonus	TOTAL
Scored bests come from CURRENT season								
▶ HEPT	23	Maurice DIONG	SO	3,456	1/6/12	0.35	0.00	0.35
Scored bests come from PRE-SEASON DATA								
▶ 60m	19	Paul DEDEWO	JR	6.97	12/8/10	0.6	0.27	0.87
▶ 400m	18	Paul DEDEWO	JR	49.63	2/28/11	0.7	0.37	1.07
Team Total								2.30

84



Emory

University Athletic Association

▼ 1

Event	Scrd As	Athlete	Yr	Scored Mark	Date	Pl. Pts.	Bonus	TOTAL
Scored bests come from PRE-SEASON DATA								
▶ TJ	14	Ian FRANCIS	SR	14.30m	46-11 2/26/11	1.5	0.24	1.74
▶ TJ	26	Xavier FOWLER	SR	14.05m	46-1% 2/26/11	0.2	0.00	0.20
Team Total								1.94

"Scrd As", short for "Scored As", Standing used for place points portion of performance's score combining preseason data (when applied) to current season data

Numbers in BLACK are both the performance's actual NCAA rank AND "scored as" rank Numbers in RED indicate actual NCAA rank does not exist or is worse than "scored as" rank Numbers in BLUE indicate actual NCAA rank is better than "scored as" rank

USTFCCCA Non-Member

Non-Member Schools Will NOT be ranked, beginning Week 2



USTFCCCA NCAA Division III National Team Rankings

2012 Indoor Track & Field, Week #1

as of 1/23/2012 11:39:38 PM

D denotes multiple-event rule in affect
Only those who score >0.01 pts are shown

MEN

85



Franklin & Marshall

Centennial Conference

▼ 9

Event	Scrd As	Athlete	Yr	Scored Mark	Date	Pl. Pts.	Bonus	TOTAL
Scored bests come from PRE-SEASON DATA								
H60m	14	Nils MICHAELIS	JR	8.33	1/23/11	1.5	0.44	1.94
Team Total								1.94

86



Susquehanna

Landmark Conference

▼ 2

Event	Scrd As	Athlete	Yr	Scored Mark	Date	Pl. Pts.	Bonus	TOTAL
Scored bests come from CURRENT season								
5000m	14	Ian QUINLAN	SR	14:44.04	12/3/11	1.5	0.42	1.92
Team Total								1.92

87



SUNY Cobleskill

North Eastern Athletic Conference

▼ 6

Event	Scrd As	Athlete	Yr	Scored Mark	Date	Pl. Pts.	Bonus	TOTAL
Scored bests come from PRE-SEASON DATA								
400m	17	shaquell WINDLEY	JR	49.61	3/4/11	0.8	0.39	1.19
TJ	23	daquan COLEMAN	SR	14.08m	46-2½	0.35	0.00	0.35
Team Total								1.54

88



Adrian

Michigan Intercollegiate Athletic Association

▼ 9

Event	Scrd As	Athlete	Yr	Scored Mark	Date	Pl. Pts.	Bonus	TOTAL
Scored bests come from PRE-SEASON DATA								
HJ	16	Aaron WIELFAERT	JR	2.02m	6-7½	0.9	0.15	1.05
SP	22	Derek STOLL	SR	15.62m	51-3	0.4	0.00	0.40
Team Total								1.45

88



Franklin

Heartland Collegiate Athletic Conference

▼ 10

Event	Scrd As	Athlete	Yr	Scored Mark	Date	Pl. Pts.	Bonus	TOTAL
Scored bests come from PRE-SEASON DATA								
HJ	16	Forrest PRICHARD	JR	2.02m	6-7½	0.9	0.15	1.05
LI	22	Georard MITCHELL	JR	6.95m	22-9½	0.4	0.00	0.40
Team Total								1.45

90



Concordia Wisconsin

Northern Athletics Conference

▼ 5

Event	Scrd As	Athlete	Yr	Scored Mark	Date	Pl. Pts.	Bonus	TOTAL
Scored bests come from PRE-SEASON DATA								
H60m	16	Vinny GREEFKES	SR	8.34	2/26/11	0.9	0.37	1.27
Team Total								1.27

91



Dickinson

Centennial Conference

▼ 4

Event	Scrd As	Athlete	Yr	Scored Mark	Date	Pl. Pts.	Bonus	TOTAL
Scored bests come from PRE-SEASON DATA								
5000m	16	Dylan STRAUGHAN	SR	14:46.40	2/11/11	0.9	0.33	1.23
Team Total								1.23

92



Guilford

Old Dominion Athletic Conference

▲ 10

Event	Scrd As	Athlete	Yr	Scored Mark	Date	Pl. Pts.	Bonus	TOTAL
Scored bests come from CURRENT season								
60m	17	Johnathan SMITH	SO	6.96	1/13/12	0.8	0.36	1.16
Team Total								1.16

92



Loras

Iowa Intercollegiate Athletic Conference

▼ 6

Event	Scrd As	Athlete	Yr	Scored Mark	Date	Pl. Pts.	Bonus	TOTAL
Scored bests come from PRE-SEASON DATA								
60m	17	Ryan SEYMOUR	SR	6.96	3/5/11	0.8	0.36	1.16
Team Total								1.16

94



Coast Guard

New England Women's & Men's Athletic Conferen

▼ 5

Event	Scrd As	Athlete	Yr	Scored Mark	Date	Pl. Pts.	Bonus	TOTAL
Scored bests come from CURRENT season								
H60m	18	Adam SCALESE	SO	8.35	1/21/12	0.7	0.29	0.99
Team Total								0.99

"Scrd As", short for "Scored As", Standing used for place points portion of performance's score combining preseason data (when applied) to current season data

Numbers in BLACK are both the performance's actual NCAA rank AND "scored as" rank Numbers in RED indicate actual NCAA rank does not exist or is worse than "scored as" rank Numbers in BLUE indicate actual NCAA rank is better than "scored as" rank

USTFCCCA Non-Member

Non-Member Schools Will NOT be ranked, beginning Week 2



USTFCCCA NCAA Division III National Team Rankings

2012 Indoor Track & Field, Week #1

as of 1/23/2012 11:39:38 PM

D denotes multiple-event rule in affect
Only those who score >0.01 pts are shown

MEN

95



Concordia Chicago

Northern Athletics Conference

▲ 11

Event	Scrd As	Athlete	Yr	Scored Mark	Date	Pl. Pts.	Bonus	TOTAL
Scored bests come from CURRENT season								
▶ HEPT	16	Jon POPPE	JR	3,688	1/13/12	0.9	0.00	0.90
Scored bests come from PRE-SEASON DATA								
▶ 60m	30	Merrell DAVIS	JR	7.00	2/26/11	0.02	0.05	0.07
Team Total								0.97

96



SUNY Oneonta

State University of New York Athletic Conference

▼ 3

Event	Scrd As	Athlete	Yr	Scored Mark	Date	Pl. Pts.	Bonus	TOTAL
Scored bests come from CURRENT season								
▶ 60m	19	Sean BERNSTEIN	JR	6.97	1/21/12	0.6	0.27	0.87
Scored bests come from PRE-SEASON DATA								
▶ 400m	33	Sean WREN	SR	49.92	2/11/11		0.09	0.09
Team Total								0.96

97



SUNY Fredonia

State University of New York Athletic Conference

▼ 9

Event	Scrd As	Athlete	Yr	Scored Mark		Date	Pl. Pts.	Bonus	TOTAL
Scored bests come from CURRENT season									
▶ TJ	25	Andrew CHARSKY	JR	14.06m	46-1½	12/8/11	0.25	0.00	0.25
Scored bests come from PRE-SEASON DATA									
▶ PV	22	Broncho ROLLINS	SR	4.70m	15-5	2/26/11	0.4	0.00	0.40
▶ PV	27	Cody DAHLEIDEN	SR	4.65m	15-3	2/12/11	0.15	0.00	0.15
Team Total								0.80	

98



Ripon

Midwest Conference

▼ 8

Event	Scrd As	Athlete	Yr	Scored Mark	Date	Pl. Pts.	Bonus	TOTAL
Scored bests come from PRE-SEASON DATA								
▶ 400m	21	Matthew WOOD	JR	49.70	2/25/11	0.45	0.30	0.75
Team Total								0.75

99



Brandeis

University Athletic Association

▼ 4

Event	Scrd As	Athlete	Yr	Scored Mark	Date	Pl. Pts.	Bonus	TOTAL
Scored bests come from PRE-SEASON DATA								
▶ Mile	21	Devon HOLGATE	SR	4:14.95	2/11/11	0.45	0.20	0.65
Team Total								0.65

100



Ramapo

New Jersey Athletic Conference

▲ 4

Event	Scrd As	Athlete	Yr	Scored Mark		Date	Pl. Pts.	Bonus	TOTAL
Scored bests come from PRE-SEASON DATA									
▶ TJ	20	Isaac PATTERSON	SR	14.15m	46-5¼	2/25/11	0.5	0.02	0.52
Team Total									0.52

101



Illinois College

Midwest Conference

Event	Scrd As	Athlete	Yr	Scored Mark	Date	Pl. Pts.	Bonus	TOTAL
Scored bests come from CURRENT season								
▶ H60m	23	Josiah NORVILLE	SR	8.37	1/21/12	0.35	0.16	0.51
Team Total								0.51

102



Ursinus

Centennial Conference

▼ 11

Event	Scrd As	Athlete	Yr	Scored Mark	Date	Pl. Pts.	Bonus	TOTAL	
Scored bests come from PRE-SEASON DATA									
▶ H60m	28	Chris ROUNTREE	JR	8.42	2/26/11	0.1	0.00	0.10	
▶ TJ	22	Chris ROUNTREE	JR	14.11m	46-3¾	2/26/11	0.4	0.00	0.40
Team Total								0.50	

103



Coe

Iowa Intercollegiate Athletic Conference

▼ 11

Event	Scrd As	Athlete	Yr	Scored Mark	Date	Pl. Pts.	Bonus	TOTAL	
Scored bests come from PRE-SEASON DATA									
▶ HJ	20	Jared KUEHNER	JR	2.00m	6-6%	2/25/11	0.5	0.00	0.50
Team Total								0.50	

"Scrd As", short for "Scored As", Standing used for place points portion of performance's score combining preseason data (when applied) to current season data

Numbers in BLACK are both the performance's actual NCAA rank AND "scored as" rank Numbers in RED indicate actual NCAA rank does not exist or is worse than "scored as" rank Numbers in BLUE indicate actual NCAA rank is better than "scored as" rank

USTFCCCA Non-Member

Non-Member Schools Will NOT be ranked, beginning Week 2



USTFCCCA NCAA Division III National Team Rankings

2012 Indoor Track & Field, Week #1

as of 1/23/2012 11:39:39 PM

D denotes multiple-event rule in affect
Only those who score >0.01 pts are shown

MEN

103



Keene State

Little East Conference

▼ 5

Event	Scrd As	Athlete	Yr	Scored Mark	Date	Pl. Pts.	Bonus	TOTAL	
Scored bests come from CURRENT season									
► HJ	20	Michael PIANKA	FR	2.00m	6-6%	12/3/11	0.5	0.00	0.50
Team Total									0.50

105



Wittenberg

North Coast Athletic Conference

▲ 21

Event	Scrd As	Athlete	Yr	Scored Mark	Date	Pl. Pts.	Bonus	TOTAL
Scored bests come from CURRENT season								
60m	24	Victor BANJO	FR	6.98	1/21/12	0.3	0.18	0.48
Team Total								0.48

106



Oberlin

North Coast Athletic Conference

▲ 20

Event	Scrd As	Athlete	Yr	Scored Mark	Date	Pl. Pts.	Bonus	TOTAL
Scored bests come from CURRENT season								
HEPT	21	Vlad BURSUC	JR	3,497	12/9/11	0.45	0.00	0.45
Team Total								0.45

106



Washington and Jeffer

Presidents' Athletic Conference

▼ 10

Event	Scrd As	Athlete	Yr	Scored Mark		Date	Pl. Pts.	Bonus	TOTAL
Scored bests come from PRE-SEASON DATA									
► LJ	21	Taylor HOCKMAN	SR	6.96m	22-10	2/19/11	0.45	0.00	0.45
Team Total									0.45

108



DePauw

North Coast Athletic Conference

Event	Scrd As	Athlete	Yr	Scored Mark	Date	Pl. Pts.	Bonus	TOTAL
Scored bests come from CURRENT season								
HEPT	22	Jack LEIBOVITZ	FR	3,459	1/20/12	0.4	0.00	0.40
Team Total								0.40

109



Edgewood

Northern Athletics Conference

Event	Scrd As	Athlete	Yr	Scored Mark	Date	Pl. Pts.	Bonus	TOTAL
Scored bests come from CURRENT season								
5000m	24	Josh WILLIAMS	SO	14:52.86	1/20/12	0.3	0.08	0.38
Team Total								0.38

110



Chicago

University Athletic Association

▼ 5

Event	Scrd As	Athlete	Yr	Scored Mark	Date	Pl. Pts.	Bonus	TOTAL
Scored bests come from PRE-SEASON DATA								
400m	35	Demetrios BRIZZOLARA	JR	49.99	3/4/11		0.05	0.05
5000m	26	Billy WHITMORE	JR	14:53.89	2/26/11	0.2	0.04	0.24
Team Total								0.29

111



RPI

Liberty League

▼ 17

Event	Scrd As	Athlete	Yr	Scored Mark		Date	Pl. Pts.	Bonus	TOTAL
Scored bests come from CURRENT season									
▶ HJ	29	Stephen SILBER	SO	1.99m	6-6%	1/14/12	0.05	0.00	0.05
▶ PV	30	Christopher CHANG	SR	4.60m	15-1	1/21/12	0.02	0.00	0.02
Scored bests come from PRE-SEASON DATA									
▶ 60m	28	Austin DREXLER	SR	6.99		2/12/11	0.1	0.09	0.19
Team Total									0.26

112



Bridgewater State

Massachusetts State Collegiate Athletic Conference

▼ 11

Event	Scrd As	Athlete	Yr	Scored Mark	Date	Pl. Pts.	Bonus	TOTAL
Scored bests come from PRE-SEASON DATA								
H60m	26	Matthew HORAN	SO	8.40	2/18/11	0.2	0.05	0.25
Team Total								0.25

"Scrd As", short for "Scored As", Standing used for place points portion of performance's score combining preseason data (when applied) to current season data

Numbers in BLACK are both the performance's actual NCAA rank AND "scored as" rank Numbers in RED indicate actual NCAA rank does not exist or is worse than "scored as" rank Numbers in BLUE indicate actual NCAA rank is better than "scored as" rank

USTFCCCA Non-Member

Non-Member Schools Will NOT be ranked, beginning Week 2



USTFCCCA NCAA Division III National Team Rankings

2012 Indoor Track & Field, Week #1

as of 1/23/2012 11:39:40 PM

D denotes multiple-event rule in affect
Only those who score >0.01 pts are shown

MEN

113



Fitchburg State

▼14

Massachusetts State Collegiate Athletic Conference

Event	Scrd As	Athlete	Yr	Scored Mark	Date	Pl. Pts.	Bonus	TOTAL	
Scored bests come from CURRENT season									
▶ WT	25	Matt MOULO	SR	17.26m	56-7½	12/10/11	0.25	0.00	0.25
Team Total								0.25	

113



Northwestern (Minn.)

▼14

Upper Midwest Athletic Conference

Event	Scrd As	Athlete	Yr	Scored Mark		Date	Pl. Pts.	Bonus	TOTAL
Scored bests come from PRE-SEASON DATA									
▶ WT	25	Taylor GISH	SR	17.26m	56-7½	2/26/11	0.25	0.00	0.25
Team Total									0.25

115



RIT

Liberty League

▼12

Event	Scrd As	Athlete	Yr	Scored Mark		Date	Pl. Pts.	Bonus	TOTAL
Scored bests come from CURRENT season									
▶ HJ	29	Jamie DORREN	FR	1.99m	6-6½	1/14/12	0.05	0.00	0.05
Scored bests come from PRE-SEASON DATA									
▶ 5000m	27	Mike KURVACH	SR	14:54.80		3/4/11	0.15	0.00	0.15
▶ H60m	30	Cameron LEE	JR	8.43		3/4/11	0.02	0.00	0.02
Team Total									0.22

116



Mount St. Joseph

▼19

Heartland Collegiate Athletic Conference

Event	Scrd As	Athlete	Yr	Scored Mark	Date	Pl. Pts.	Bonus	TOTAL
Scored bests come from PRE-SEASON DATA								
▶ 60m	30	Akiel BELFON	JR	7.00	2/26/11	0.02	0.05	0.07
▶ 400m	31	Micquelle BURTON	SO	49.84	2/26/11		0.14	0.14
Team Total								0.21

117



Ithaca

▼ 6

Empire 8 Athletic Conference

Event	Scrd As	Athlete	Yr	Scored Mark	Date	Pl. Pts.	Bonus	TOTAL
Scored bests come from PRE-SEASON DATA								
▶ 4x400	18			3:20.92	3/4/11	0.2	0.00	0.20
Team Total								0.20

118



Carroll (Wis.)

▼ 1

Midwest Conference

Event	Scrd As	Athlete	Yr	Scored Mark	Date	Pl. Pts.	Bonus	TOTAL
Scored bests come from CURRENT season								
▶ HEPT	27	Andrew BARTHEL	SO	3,203	1/13/12	0.15	0.00	0.15
Team Total								0.15

119



Westfield State

▲ 1

Massachusetts State Collegiate Athletic Conference

Event	Scrd As	Athlete	Yr	Scored Mark	Date	Pl. Pts.	Bonus	TOTAL
Scored bests come from PRE-SEASON DATA								
▶ DMR	19			10:06.84	2/25/11	0.1	0.00	0.10
Team Total								0.10

119



Wheaton (Mass.)

▲ 1

New England Women's & Men's Athletic Conferen

Event	Scrd As	Athlete	Yr	Scored Mark	Date	Pl. Pts.	Bonus	TOTAL
Scored bests come from PRE-SEASON DATA								
▶ 4x400	19			3:20.93	2/11/11	0.1	0.00	0.10
Team Total								0.10

121



Virginia Wesleyan

▼15

Old Dominion Athletic Conference

Event	Scrd As	Athlete	Yr	Scored Mark	Date	Pl. Pts.	Bonus	TOTAL
Scored bests come from PRE-SEASON DATA								
▶ 60m	30	Randy LOTT	SO	7.00	2/11/11	0.02	0.05	0.07
Team Total								0.07

"Scrd As", short for "Scored As", Standing used for place points portion of performance's score combining preseason data (when applied) to current season data

Numbers in BLACK are both the performance's actual NCAA rank AND "scored as" rank Numbers in RED indicate actual NCAA rank does not exist or is worse than "scored as" rank Numbers in BLUE indicate actual NCAA rank is better than "scored as" rank

USTFCCCA Non-Member

Non-Member Schools Will NOT be ranked, beginning Week 2



USTFCCCA NCAA Division III National Team Rankings

2012 Indoor Track & Field, Week #1

as of 1/23/2012 11:39:40 PM

D

denotes multiple-event rule in affect

Only those who score >0.01 pts are shown

MEN

I22



Birmingham-Southern ▼10

Southern Collegiate Athletic Conference

Event	Scrd As	Athlete	Yr	Scored Mark	Date	Pl. Pts.	Bonus	TOTAL
-------	---------	---------	----	-------------	------	----------	-------	-------

Scored bests come from PRE-SEASON DATA

► 800m	30	Robert WILLETT	JR	1:55.47	2/19/11	0.02	0.04	0.06
--------	----	----------------	----	---------	---------	------	------	------

Team Total 0.06

I23



Union (N.Y.)

Liberty League

Event	Scrd As	Athlete	Yr	Scored Mark	Date	Pl. Pts.	Bonus	TOTAL
-------	---------	---------	----	-------------	------	----------	-------	-------

Scored bests come from CURRENT season

► LJ	29	Max BALTER	SR	6.92m	22-8½	1/21/12	0.05	0.00	0.05
------	----	------------	----	-------	-------	---------	------	------	------

Team Total 0.05

I24



Trine ▼11

Michigan Intercollegiate Athletic Association

Event	Scrd As	Athlete	Yr	Scored Mark	Date	Pl. Pts.	Bonus	TOTAL
-------	---------	---------	----	-------------	------	----------	-------	-------

Scored bests come from CURRENT season

► SP	30	Dustin STUTZMAN	JR	15.47m	50-9¼	12/3/11	0.02	0.00	0.02
------	----	-----------------	----	--------	-------	---------	------	------	------

Team Total 0.02

I24



WPI ▲2

New England Women's & Men's Athletic Conferen

Event	Scrd As	Athlete	Yr	Scored Mark	Date	Pl. Pts.	Bonus	TOTAL
-------	---------	---------	----	-------------	------	----------	-------	-------

Scored bests come from CURRENT season

► PV	30	Kyle MORETTE	SR	4.60m	15-1	1/21/12	0.02	0.00	0.02
------	----	--------------	----	-------	------	---------	------	------	------

Team Total 0.02

"Scrd As", short for "Scored As", Standing used for place points portion of performance's score combining preseason data (when applied) to current season data

Numbers in BLACK are both the performance's actual NCAA rank AND "scored as" rank Numbers in RED indicate actual NCAA rank does not exist or is worse than "scored as" rank Numbers in BLUE indicate actual NCAA rank is better than "scored as" rank

USTFCCCA Non-Member

Non-Member Schools Will NOT be ranked, beginning Week 2



USTFCCCA NCAA Division III National Team Rankings

2012 Indoor Track & Field, Week #1


as of 1/23/2012 11:39:40 PM



D

denotes multiple-event rule in affect

Only those who score >0.01 pts are shown

WOMEN

I				Wartburg		unch			
Iowa Intercollegiate Athletic Conference									
Event	Scrd As	Athlete	Yr	Scored Mark		Date	Pl. Pts.	Bonus	TOTAL
Scored bests come from CURRENT season									
▶ 400m	12	Skye MORRISON	SR	57.40		1/20/12	3	0.65	3.65
▶ TJ	3	Skye MORRISON	SR	12.13m	39-9 3/4	1/20/12	16	2.96	18.96
▶ TJ	14	Monique DAVISSON	JR	11.48m	37-8	1/13/12	1.5	0.24	1.74
Scored bests come from PRE-SEASON DATA									
▶ 60m	3	Faith BURT	SR	7.65		3/12/11	16	1.86	17.86
▶ 60m	8	Nevada MORRISON	SR	7.76		3/4/11	7	0.81	7.81
▶ 60m	23	Skye MORRISON	SR	7.88		2/19/11	0.35	0.13	0.48
▶ 400m	1	Nevada MORRISON	SR	55.83		2/25/11	20	2.94	22.94
▶ 400m	4	Faith BURT	SR	56.56		3/4/11	14	1.77	15.77
▶ 400m	16	Kendra KREGEL	JR	57.83		3/4/11	0.9	0.27	1.17
▶ Mile	11	Emily EIMERS	SR	5:01.37		3/4/11	4	0.56	4.56
▶ 5000m	30	Laura SIGMUND	SR	17:52.94		3/4/11	0.02	0.00	0.02
▶ H60m	5	Camesha GOODS	SO	8.80		3/12/11	12	1.57	13.57
▶ H60m	30	Stephanie HABERER	SR	9.20		3/4/11	0.02	0.00	0.02
▶ 4x400	1			3:47.16		3/12/11	20	4.51	24.51
▶ DMR	14			12:02.13		2/25/11	0.6	0.14	0.74
▶ LJ	2	Skye MORRISON	SR	5.89m	19-4	3/12/11	18	3.79	21.79
▶ TJ	22	Courtney EGTS	SO	11.27m	36-11 3/4	3/4/11	0.4	0.00	0.40
▶ SP	4	Sarah HOFFMANN	SR	13.82m	45-4 3/4	2/12/11	14	1.94	15.94
▶ SP	6	Britlyn SIECK	JR	13.78m	45-2 1/2	3/4/11	10	1.79	11.79
▶ SP	29	Emily CORY	SR	12.54m	41-1 1/4	3/4/11	0.05	0.00	0.05
▶ PENT	9	Camesha GOODS	SO	3,159		2/4/11	6	0.61	6.61
Team Total							190.38		

2			UW-Oshkosh				1		
Wisconsin Intercollegiate Athletic Conference									
Event	Scrd As	Athlete	Yr	Scored Mark	Date	Pl. Pts.	Bonus	TOTAL	
Scored bests come from CURRENT season									
▶ 5000m	12	Christy CAZZOLA	JR	17:28.00	1/20/12	3	0.52	3.52	
▶ SP	1	Breanna STRUPP	JR	14.25m	46-9	20	3.57	23.57	
▶ SP	10	Abby MARTIN	SO	13.41m	44-0	5	0.77	5.77	
▶ WT	4	Samantha LOEW	JR	17.46m	57-3½	14	2.42	16.42	
▶ WT	10	Breanna STRUPP	JR	16.76m	55-0	5	0.67	5.67	
▶ WT	18	Melanie BRICKNER	FR	15.98m	52-5¼	0.7	0.00	0.70	
Scored bests come from PRE-SEASON DATA									
▶ 800m	5	Christy CAZZOLA	JR	2:12.53	1/21/11	12	1.44	13.44	
▶ Mile	2	Christy CAZZOLA	JR	4:54.03	2/25/11	18	2.28	20.28	
▶ 4x400	11			3:57.00	2/12/11	0.9	0.25	1.15	
▶ DMR	11			11:56.65	2/19/11	0.9	0.98	1.88	
▶ PV	3	Danielle CARRIGAN	SR	3.90m	12-9½	16	2.26	18.26	
▶ PV	5	Lisha HANSON	SR	3.70m	12-1½	12	0.91	12.91	
▶ SP	23	Alexia CHILD	SR	12.62m	41-5	0.35	0.00	0.35	
▶ WT	2	Alexia CHILD	SR	17.48m	57-4¼	18	2.48	20.48	
▶ WT	13	Kayla OBERSTADT	SR	16.49m	54-1¼	2	0.35	2.35	
▶ PENT	18	Sadie SAWALL	SR	3,005	3/4/11	0.7	0.00	0.70	
Team Total						147.45			

"Scrd As", short for "Scored As", Standing used for place points portion of performance's score combining preseason data (when applied) to current season data

Numbers in BLACK are both the performance's actual NCAA rank AND "scored as" rank Numbers in RED indicate actual NCAA rank does not exist or is worse than "scored as" rank Numbers in BLUE indicate actual NCAA rank is better than "scored as" rank

USTFCCCA Non-Member

Non-Member Schools Will NOT be ranked, beginning Week 2



USTFCCCA NCAA Division III National Team Rankings

2012 Indoor Track & Field, Week #1

as of 1/23/2012 11:39:41 PM

D denotes multiple-event rule in affect
Only those who score >0.01 pts are shown

WOMEN

3



Williams

New England Small College Athletic Conference

▼ 1

Event	Scrd As	Athlete	Yr	Scored Mark	Date	Pl. Pts.	Bonus	TOTAL
Scored bests come from CURRENT season								
► Mile	20	Brianne MIRECKI	SO	5:05.36	1/14/12	0.5	0.18	0.68
► Mile	27	Anna SPIERS	FR	5:06.95	1/14/12	0.15	0.04	0.19
► 5000m	1	Chiara DEL PICCOLO	SO	16:57.98	12/3/11	20	2.45	22.45
Scored bests come from PRE-SEASON DATA								
► 60m	23	Tanasia HOFFLER	JR	7.88	2/18/11	0.35	0.13	0.48
► 800m	29	Julianne FONTANA	SO	2:18.48	1/28/11	0.05	0.00	0.05
► 5000m	3	Annie DEAR	JR	17:03.77	3/4/11	16	1.98	17.98
► 5000m	6	Jennifer GOSSELS	JR	17:07.77	12/4/10	10	1.66	11.66
► DMR	10			11:56.47	3/4/11	1	1.02	2.02
► PV	12	Jenna ADAMS	SO	3.65m 11-11½	2/18/11	3	0.60	3.60
► LJ	9	Tanasia HOFFLER	JR	5.63m 18-5½	1/28/11	6	0.82	6.82
► LJ	30	Brooke JOHNSON	JR	5.37m 17-7½	3/4/11	0.02	0.00	0.02
► TJ	1	Tanasia HOFFLER	JR	12.24m 40-2	3/12/11	20	3.63	23.63
► TJ	5	Brooke JOHNSON	JR	11.93m 39-1¼	12/11/10	12	1.91	13.91
► WT	6	Amina AVRIL	SO	17.28m 56-8½	1/22/11	10	1.84	11.84
Team Total								115.32

4



Illinois Wesleyan

College Conference of Illinois & Wisconsin

unch

Event	Scrd As	Athlete	Yr	Scored Mark	Date	Pl. Pts.	Bonus	TOTAL
Scored bests come from CURRENT season								
► 400m	21	Jessica CHRISTY	SR	58.21	1/21/12	0.45	0.07	0.52
► HJ	23	Gabrielle JOHNSON	SR	1.65m 5-5	1/14/12	0.35	0.00	0.35
Scored bests come from PRE-SEASON DATA								
► 60m	16	Shavantay THOMAS	SR	7.85	1/29/11	0.9	0.23	1.13
► 400m	6	Lauren ALPERT	SR	56.86	3/12/11	10	1.30	11.30
► 400m	10	Lauren ROCK	JR	57.19	3/4/11	5	0.87	5.87
► 400m	18	Shavantay THOMAS	SR	57.92	2/25/11	0.7	0.22	0.92
► 800m	7	Tara CLEMENS	JR	2:12.81	3/12/11	8	1.33	9.33
► 800m	16	Lauren ROCK	JR	2:16.57	2/25/11	0.9	0.25	1.15
► 800m	20	Mallory KIRBY	SO	2:17.29	2/4/11	0.5	0.11	0.61
► 4x400	2			3:48.48	3/12/11	17	3.81	20.81
► DMR	5			11:53.22	3/4/11	8	1.68	9.68
► LJ	4	Lauren ALPERT	SR	5.76m 18-10¾	3/12/11	14	2.06	16.06
► TJ	11	Lauren ALPERT	SR	11.51m 37-9¼	2/25/11	4	0.30	4.30
Team Total								82.04

5



Methodist

USA South Athletic Conference

▲ 1

Event	Scrd As	Athlete	Yr	Scored Mark	Date	Pl. Pts.	Bonus	TOTAL
Scored bests come from CURRENT season								
► 60m	12	Bria WILSON	FR	7.81	1/13/12	3	0.47	3.47
► H60m	15	Brittanie MORRIS	SO	8.95	1/21/12	1	0.34	1.34
► LJ	17	Bria WILSON	FR	5.51m 18-1	1/21/12	0.8	0.07	0.87
Scored bests come from PRE-SEASON DATA								
► 60m	2	Ashlynn CHAVIS	JR	7.57	3/12/11	18	2.72	20.72
► 60m	10	Ruby BLACKWELL	JR	7.77	2/20/11	5	0.74	5.74
► 400m	2	Ruby BLACKWELL	JR	55.89	3/12/11	18	2.85	20.85
► LJ	1	Ashlynn CHAVIS	JR	5.93m 19-5½	3/12/11	20	4.32	24.32
Team Total								77.31

6



MIT

New England Women's & Men's Athletic Conferen

▼ 1

Event	Scrd As	Athlete	Yr	Scored Mark	Date	Pl. Pts.	Bonus	TOTAL
Scored bests come from CURRENT season								
► H60m	27	Jacqueline BREW	SO	9.18	1/21/12	0.15	0.00	0.15
Scored bests come from PRE-SEASON DATA								
► 400m	3	Portia JONES	SR	56.44	3/12/11	16	1.96	17.96
► 400m	23	Jamie SIMMONS	SR	58.40	1/28/11	0.35	0.00	0.35
► Mile	7	Brooke JOHNSON		4:57.75	#####	8	1.24	9.24
► Mile	18	Louise VAN DEN HEUVEL	SO	5:04.88	2/11/11	0.7	0.23	0.93
► H60m	2	Portia JONES	SR	8.73	3/12/11	18	2.39	20.39
► 4x400	6			3:53.95	2/11/11	6	1.26	7.26
► DMR	4			11:52.30	2/25/11	11	1.87	12.87
► PV	8	Lauren KUNTZ	JR	3.67m 12-½	3/12/11	7	0.73	7.73
► PENT	26	Jaclyn KONOPKA	SO	2,958	2/18/11	0.2	0.00	0.20
Team Total								77.08

"Scrd As", short for "Scored As", Standing used for place points portion of performance's score combining preseason data (when applied) to current season data

Numbers in BLACK are both the performance's actual NCAA rank AND "scored as" rank Numbers in RED indicate actual NCAA rank does not exist or is worse than "scored as" rank Numbers in BLUE indicate actual NCAA rank is better than "scored as" rank

USTFCCCA Non-Member

Non-Member Schools Will NOT be ranked, beginning Week 2



USTFCCCA NCAA Division III National Team Rankings

2012 Indoor Track & Field, Week #1

as of 1/23/2012 11:39:41 PM

D denotes multiple-event rule in affect
Only those who score >0.01 pts are shown

WOMEN

7



Monmouth (Ill.)

Midwest Conference

unch

Event	Scrd As	Athlete	Yr	Scored	Mark	Date	Pl. Pts.	Bonus	TOTAL
Scored bests come from CURRENT season									
SP	14	Raven ROBINSON	SO	12.95m	42-6	1/21/12	1.5	0.17	1.67
SP	16	Kayla CORZINE	JR	12.90m	42-4	1/21/12	0.9	0.10	1.00
Scored bests come from PRE-SEASON DATA									
H60m	7	Alexa ALLEN	SO	8.86		3/12/11	8	1.03	9.03
HJ	7	Emily TYSMA	SO	1.68m	5-6	2/12/11	8	0.57	8.57
LJ	12	MacKinsey MARQUITH	JR	5.56m	18-3	3/5/11	3	0.30	3.30
SP	3	Allison DEVOR	JR	13.83m	45-4½	3/12/11	16	1.98	17.98
SP	13	Amanda STREETER	SR	13.04m	42-9½	3/4/11	2	0.29	2.29
WT	1	Allison DEVOR	JR	17.53m	57-6¼	3/12/11	20	2.65	22.65
WT	24	Amanda STREETER	SR	15.65m	51-4¼	1/22/11	0.3	0.00	0.30
WT	27	Raven ROBINSON	SO	15.53m	50-11½	2/25/11	0.15	0.00	0.15
Team Total								66.93	

8



Illinois College

Midwest Conference

▲ 1

Event	Scrd As	Athlete	Yr	Scored	Mark	Date	Pl. Pts.	Bonus	TOTAL
Scored bests come from PRE-SEASON DATA									
H60m	1	Melissa NORVILLE	JR	8.72		3/12/11	20	2.51	22.51
LJ	3	Melissa NORVILLE	JR	5.80m	19-½	3/12/11	16	2.60	18.60
TJ	2	Melissa NORVILLE	JR	12.19m	40-0	3/12/11	18	3.32	21.32
PENT	13	Megan STRINGER	JR	3,096		2/18/11	2	0.32	2.32
Team Total								64.76	

9



Middlebury

New England Small College Athletic Conference

▼ 1

Event	Scrd As	Athlete	Yr	Scored	Mark	Date	Pl. Pts.	Bonus	TOTAL
Scored bests come from PRE-SEASON DATA									
800m	8	Margo CRAMER	SR	2:13.45		2/11/11	7	1.09	8.09
Mile	3	Margo CRAMER	SR	4:54.38		2/18/11	16	2.18	18.18
Mile	29	Kathleen ROMINGER	SO	5:07.98		2/11/11	0.05	0.00	0.05
5000m	21	Colette WHITNEY	SO	17:41.70		3/4/11	0.45	0.16	0.61
5000m	28	Claire MCILVENNIE	SR	17:52.14		2/11/11	0.1	0.00	0.10
DMR	1			11:47.96		3/12/11	20	2.77	22.77
HJ	5	Grace DOERING	JR	1.69m	5-6½	2/18/11	12	0.92	12.92
Team Total								62.72	

10



UW-Whitewater

Wisconsin Intercollegiate Athletic Conference

▲ 2

Event	Scrd As	Athlete	Yr	Scored	Mark	Date	Pl. Pts.	Bonus	TOTAL
Scored bests come from CURRENT season									
HJ	1	Shelby DEMOS	JR	1.80m	5-10½	1/21/12	20	5.23	25.23
HJ	7	Lauren STROHMAIER	JR	1.68m	5-6	1/21/12	8	0.57	8.57
PV	29	Loryn KRESSIN	JR	3.36m	11-¾	1/21/12	0.05	0.00	0.05
LJ	13	Lexie SONDERGOTH	FR	5.55m	18-2½	1/14/12	2	0.25	2.25
Scored bests come from PRE-SEASON DATA									
H60m	17	Shelby DEMOS	JR	8.99		2/25/11	0.8	0.19	0.99
HJ	13	JoLyn OWEN	JR	1.67m	5-5½	2/19/11	2	0.31	2.31
PV	23	Melanie PILON	SO	3.40m	11-1½	1/28/11	0.35	0.00	0.35
PENT	2	JoLyn OWEN	JR	3,353		2/25/11	18	2.53	20.53
Team Total								60.28	

11



Ramapo

New Jersey Athletic Conference

▼ 1

Event	Scrd As	Athlete	Yr	Scored	Mark	Date	Pl. Pts.	Bonus	TOTAL
Scored bests come from CURRENT season									
PV	26	Danielle WANKMULLER	FR	3.38m	11-1	1/21/12	0.2	0.00	0.20
TJ	4	Anita ROGERS	JR	11.94m	39-2¼	1/14/12	14	1.95	15.95
Scored bests come from PRE-SEASON DATA									
60m	6	Anita ROGERS	JR	7.72		2/26/11	10	1.12	11.12
4x400	19			3:59.39		2/25/11	0.1	0.00	0.10
PV	4	Michelle FAVRE	JR	3.87m	12-8½	3/12/11	14	1.99	15.99
LJ	6	Anita ROGERS	JR	5.68m	18-7½	1/15/11	10	1.27	11.27
PENT	10	Maura BURKE	SR	3,150		2/12/11	5	0.56	5.56
Team Total								60.19	

12



Wheaton (Mass.)

New England Women's & Men's Athletic Conference

▼ 1

Event	Scrd As	Athlete	Yr	Scored	Mark	Date	Pl. Pts.	Bonus	TOTAL
Scored bests come from PRE-SEASON DATA									
400m	24	Ashante LITTLE	SO	58.46		2/25/11	0.3	0.00	0.30
400m	25	Lauren CARDARELLI	SR	58.54		3/4/11	0.25	0.00	0.25
H60m	2	Didi JUSME	SR	8.73		3/12/11	18	2.39	20.39
4x400	8			3:54.85		3/4/11	3	0.96	3.96
TJ	8	Ashley DELL'AIRA	SR	11.68m	38-4	2/20/11	7	0.89	7.89
WT	5	Tope WAHEED	SR	17.32m	56-10	2/4/11	12	1.95	13.95
Team Total								46.74	

"Scrd As", short for "Scored As", Standing used for place points portion of performance's score combining preseason data (when applied) to current season data

Numbers in BLACK are both the performance's actual NCAA rank AND "scored as" rank Numbers in RED indicate actual NCAA rank does not exist or is worse than "scored as" rank Numbers in BLUE indicate actual NCAA rank is better than "scored as" rank

USTFCCCA Non-Member

Non-Member Schools Will NOT be ranked, beginning Week 2



USTFCCCA NCAA Division III National Team Rankings

2012 Indoor Track & Field, Week #1

as of 1/23/2012 11:39:41 PM

D denotes multiple-event rule in affect
Only those who score >0.01 pts are shown

WOMEN

13



Wellesley

New England Women's & Men's Athletic Conference

unch

Event	Scrd As	Athlete	Yr	Scored Mark	Date	Pl. Pts.	Bonus	TOTAL
Scored bests come from PRE-SEASON DATA								
800m	2	Leah CLEMENT	JR	2:10.68	2/25/11	18	2.43	20.43
800m	14	Randelle BOOTS	JR	2:16.19	2/18/11	1.5	0.32	1.82
Mile	1	Randelle BOOTS	JR	4:50.12	2/25/11	20	3.45	23.45
DMR	15			12:03.54	2/11/11	0.5	0.01	0.51
Team Total								46.20

14



North Central (Ill.)

College Conference of Illinois & Wisconsin

unch

Event	Scrd As	Athlete	Yr	Scored Mark		Date	Pl. Pts.	Bonus	TOTAL
Scored bests come from CURRENT season									
▶ LJ	28	Jocelyn REDLINSKI	SO	5.39m	17-8½	1/20/12	0.1	0.00	0.10
Scored bests come from PRE-SEASON DATA									
▶ 60m	7	Kayla MURPHY	SR	7.75		2/11/11	8	0.88	8.88
▶ 800m	12	Krista COTA	JR	2:14.59		2/25/11	3	0.66	3.66
▶ H60m	11	Brandi JACKSON		8.91		#####	4	0.64	4.64
▶ 4x400	3			3:50.01		3/4/11	14	3.01	17.01
▶ DMR	6			11:53.78		3/4/11	6	1.57	7.57
▶ HJ	27	Krista COTA	JR	1.64m	5-4½	3/4/11	0.15	0.00	0.15
▶ PV	19	Kayla MURPHY	SR	3.45m	11-3½	2/5/11	0.6	0.00	0.60
▶ PENT	14	Jocelyn REDLINSKI	SO	3,081		2/25/11	1.5	0.26	1.76
Team Total									44.37

15



Washington (Mo.)

University Athletic Association

4

Event	Scrd As	Athlete	Yr	Scored Mark	Date	Pl. Pts.	Bonus	TOTAL	
Scored bests come from CURRENT season									
▶ 800m	10	Erica JACKEY	SR	2:14.14	1/21/12	5	0.83	5.83	
▶ 800m	19	Liz PHILLIPS	SR	2:17.09	1/21/12	0.6	0.15	0.75	
▶ Mile	25	Erica JACKEY	SR	5:06.40	1/21/12	0.25	0.09	0.34	
▶ HJ	23	Jasmine WILLIAMS	SO	1.65m	5-5	12/2/11	0.35	0.00	0.35
Scored bests come from PRE-SEASON DATA									
▶ Mile	5	Liz PHILLIPS	SR	4:56.57	2/18/11	12	1.54	13.54	
▶ DMR	2			11:48.98	3/4/11	17	2.56	19.56	
▶ PV	13	Anna ETHERINGTON	SO	3.55m	11-7 1/4	2/26/11	2	0.24	2.24
▶ TJ	19	Anne DIAZ-ARRASTIA	JR	11.34m	37-2 1/2	1/15/11	0.6	0.00	0.60
Team Total								43.20	

16



Tufts

New England Small College Athletic Conference

2

Event	Scrd As	Athlete	Yr	Scored Mark		Date	Pl. Pts.	Bonus	TOTAL
Scored bests come from CURRENT season									
▶ SP	17	Kelly ALLEN	JR	12.86m	42-2¼	1/21/12	0.8	0.05	0.85
▶ WT	9	Kelly ALLEN	JR	16.80m	55-1½	1/14/12	6	0.76	6.76
▶ WT	25	Ronke OYEKUNLE	JR	15.59m	51-1¼	1/21/12	0.25	0.00	0.25
Scored bests come from PRE-SEASON DATA									
▶ 4x400	13			3:57.58		2/25/11	0.7	0.12	0.82
▶ DMR	8			11:55.37		3/4/11	3	1.24	4.24
▶ HJ	7	Dayorsha COLLINS	SR	1.68m	5-6	1/15/11	8	0.57	8.57
▶ PV	8	Heather THEISS	SR	3.67m	12-½	3/4/11	7	0.73	7.73
▶ TJ	6	Nakeisha JONES	SR	11.81m	38-9	3/4/11	10	1.42	11.42
▶ SP	29	Ronke OYEKUNLE	SR	12.54m	41-1¼	2/12/11	0.05	0.00	0.05
▶ WT	30	Sabienne BRUTUS	JR	15.32m	50-3¼	3/4/11	0.02	0.00	0.02
▶ PENT	16	Jana HIEBER	SO	3,015		2/4/11	0.9	0.00	0.90
Team Total									41.61

17



Coe

Iowa Intercollegiate Athletic Conference

unch

Event	Scrd As	Athlete	Yr	Scored Mark	Date	Pl. Pts.	Bonus	TOTAL
Scored bests come from PRE-SEASON DATA								
400m	7	Keelie FINNEL	SR	56.97	2/25/11	8	1.12	9.12
800m	1	Keelie FINNEL	SR	2:10.62	2/11/11	20	2.46	22.46
4x400	5			3:53.11	3/5/11	8	1.55	9.55
Team Total								41.13

"Scrd As", short for "Scored As", Standing used for place points portion of performance's score combining preseason data (when applied) to current season data

Numbers in BLACK are both the performance's actual NCAA rank AND "scored as" rank Numbers in RED indicate actual NCAA rank does not exist or is worse than "scored as" rank Numbers in BLUE indicate actual NCAA rank is better than "scored as" rank

USTFCCCA Non-Member

Non-Member Schools Will NOT be ranked, beginning Week 2



USTFCCCA NCAA Division III National Team Rankings

2012 Indoor Track & Field, Week #1

as of 1/23/2012 11:39:42 PM

D denotes multiple-event rule in affect
Only those who score >0.01 pts are shown

WOMEN

18



UW-Eau Claire

Wisconsin Intercollegiate Athletic Conference

3

Event	Scrd As	Athlete	Yr	Scored Mark	Date	Pl. Pts.	Bonus	TOTAL
Scored bests come from CURRENT season								
HJ	13	Julia BARANEK	SR	1.67m 5-5½	1/21/12	2	0.31	2.31
Scored bests come from PRE-SEASON DATA								
60m	30	Jordanne GREENUP	SR	7.90	1/22/11	0.02	0.06	0.08
400m	11	Talisa EMBERTS	SR	57.32	3/5/11	4	0.74	4.74
H60m	9	Kim MIRESE	SR	8.88	3/12/11	6	0.88	6.88
H60m	20	Erin SCHOENFELDER	JR	9.03	3/5/11	0.5	0.04	0.54
4x400	9			3:55.65	3/5/11	2	0.69	2.69
SP	5	Brittany FREDERICK	SR	13.81m 45-3¾	3/5/11	12	1.90	13.90
SP	20	Lindsey HALLER	SR	12.77m 41-10½	3/5/11	0.5	0.00	0.50
WT	8	Brittany FREDERICK	SR	16.91m 55-5½	3/5/11	7	1.01	8.01
Team Total								39.65

19



Ithaca

Empire 8 Athletic Conference

3

Event	Scrd As	Athlete	Yr	Scored Mark	Date	Pl. Pts.	Bonus	TOTAL
Scored bests come from CURRENT season								
WT	26	Jessica HOFFNER	SR	15.55m 51-¼	1/21/12	0.2	0.00	0.20
Scored bests come from PRE-SEASON DATA								
H60m	16	Emma DEWART	SR	8.96	12/4/10	0.9	0.30	1.20
DMR	17			12:08.43	3/4/11	0.3	0.00	0.30
HJ	13	Emma DEWART	SR	1.67m 5-5½	1/30/11	2	0.31	2.31
LJ	7	Emma DEWART	SR	5.64m 18-6	2/6/11	8	0.91	8.91
PENT	1	Emma DEWART	SR	3,565	2/6/11	20	5.22	25.22
PENT	24	Amanda RISSMEYER	JR	2,963	3/4/11	0.3	0.00	0.30
Team Total								38.44

20



Moravian

Landmark Conference

unch

Event	Scrd As	Athlete	Yr	Scored Mark	Date	Pl. Pts.	Bonus	TOTAL
Scored bests come from CURRENT season								
PV	19	Allison VANEK	SO	3.45m 11-3¾	12/2/11	0.6	0.00	0.60
Scored bests come from PRE-SEASON DATA								
Mile	17	Cadee ROCKWELL	SR	5:04.85	3/4/11	0.8	0.23	1.03
5000m	14	Cadee ROCKWELL	SR	17:34.46	3/4/11	1.5	0.35	1.85
PV	1	Abigail SCHAFFER	SR	4.17m 13-8½	3/12/11	20	4.70	24.70
LJ	10	Micah LEONARD	JR	5.58m 18-3¾	2/26/11	5	0.39	5.39
TJ	14	Micah LEONARD	JR	11.48m 37-8	3/4/11	1.5	0.24	1.74
Team Total								35.30

21



Nebraska Wesleyan

Great Plains Athletic Conference

18

Event	Scrd As	Athlete	Yr	Scored Mark	Date	Pl. Pts.	Bonus	TOTAL
Scored bests come from CURRENT season								
5000m	19	Hannah KINBERG	SR	17:41.00	1/20/12	0.6	0.18	0.78
HJ	3	Katie SCHOEN	SR	1.70m 5-7	1/20/12	16	1.31	17.31
SP	7	Deanna DIRKSCHNEIDER	JR	13.58m 44-6½	1/14/12	8	1.17	9.17
Scored bests come from PRE-SEASON DATA								
60m	31	Taylor TACHA	JR	7.91	2/18/11		0.03	0.03
5000m	29	Malaia HUEBERT	SR	17:52.82	2/18/11	0.05	0.00	0.05
H60m	9	Taylor TACHA	JR	8.88	2/18/11	6	0.88	6.88
4x400	14			3:57.84	3/5/11	0.6	0.07	0.67
Team Total								34.89

22



Buffalo State

State University of New York Athletic Conference

1

Event	Scrd As	Athlete	Yr	Scored Mark	Date	Pl. Pts.	Bonus	TOTAL
Scored bests come from CURRENT season								
60m	17	Sasha HENRY	JR	7.86	1/20/12	0.8	0.20	1.00
H60m	11	Jazmin DUNHAM	SO	8.91	12/2/11	4	0.64	4.64
TJ	30	Shatima BROWN	FR	11.13m 36-6½	1/20/12	0.02	0.00	0.02
Scored bests come from PRE-SEASON DATA								
60m	1	Erica JOHNSON	SR	7.51	3/12/11	20	3.38	23.38
H60m	27	Jessica WALKER	SR	9.18	2/19/11	0.15	0.00	0.15
TJ	10	Jessica WALKER	SR	11.58m 38-0	2/26/11	5	0.48	5.48
Team Total								34.67

"Scrd As", short for "Scored As", Standing used for place points portion of performance's score combining preseason data (when applied) to current season data

Numbers in BLACK are both the performance's actual NCAA rank AND "scored as" rank Numbers in RED indicate actual NCAA rank does not exist or is worse than "scored as" rank Numbers in BLUE indicate actual NCAA rank is better than "scored as" rank

USTFCCCA Non-Member

Non-Member Schools Will NOT be ranked, beginning Week 2



USTFCCCA NCAA Division III National Team Rankings

2012 Indoor Track & Field, Week #1

as of 1/23/2012 11:39:42 PM

D denotes multiple-event rule in affect
Only those who score >0.01 pts are shown

WOMEN

23



Rowan

New Jersey Athletic Conference

unch

Event	Scrd As	Athlete	Yr	Scored Mark	Date	Pl. Pts.	Bonus	TOTAL
Scored bests come from PRE-SEASON DATA								
▶ Mile	9	Jenna PEACOCK	SR	5:01.17	2/25/11	6	0.59	6.59
▶ 5000m	8	Jenna PEACOCK	SR	17:13.91	3/4/11	7	1.17	8.17
▶ H60m	4	Jamie THOMPSON	SO	8.75	3/12/11	14	2.16	16.16
▶ LJ	21	Jamie THOMPSON	SO	5.45m 17-10½	3/4/11	0.45	0.00	0.45
Team Total								31.36

24



Keene State

Little East Conference

unch

Event	Scrd As	Athlete	Yr	Scored Mark	Date	Pl. Pts.	Bonus	TOTAL
Scored bests come from PRE-SEASON DATA								
▶ 800m	20	Maggie FITTER	JR	2:17.29	1/28/11	0.5	0.11	0.61
▶ Mile	13	Maggie FITTER	JR	5:02.14	3/4/11	2	0.48	2.48
▶ Mile	21	Paige MILLS	SR	5:05.41	2/25/11	0.45	0.18	0.63
▶ 5000m	7	Paige MILLS	SR	17:09.96	3/4/11	8	1.48	9.48
▶ 5000m	16	Andrea WALSH	SR	17:39.73	2/25/11	0.9	0.21	1.11
▶ DMR	3			11:50.99	3/12/11	14	2.14	16.14
Team Total								30.46

25



NYU

University Athletic Association

▲ 1

Event	Scrd As	Athlete	Yr	Scored Mark	Date	Pl. Pts.	Bonus	TOTAL
Scored bests come from PRE-SEASON DATA								
▶ Mile	4	Maeve EVANS	SR	4:55.92	2/19/11	14	1.73	15.73
▶ 5000m	5	Maeve EVANS	SR	17:04.70	3/12/11	12	1.91	13.91
Team Total								29.64

26



Amherst

New England Small College Athletic Conference

▼ 1

Event	Scrd As	Athlete	Yr	Scored Mark	Date	Pl. Pts.	Bonus	TOTAL
Scored bests come from PRE-SEASON DATA								
▶ 800m	20	Melissa SULLIVAN	SR	2:17.29	3/4/11	0.5	0.11	0.61
▶ Mile	6	Melissa SULLIVAN	SR	4:57.52	2/11/11	10	1.28	11.28
▶ 5000m	4	Ali SIMEONE	JR	17:04.61	3/4/11	14	1.91	15.91
▶ DMR	13			11:58.97	3/4/11	0.7	0.56	1.26
Team Total								29.07

27



UW-La Crosse

Wisconsin Intercollegiate Athletic Conference

unch

Event	Scrd As	Athlete	Yr	Scored Mark	Date	Pl. Pts.	Bonus	TOTAL
Scored bests come from CURRENT season								
▶ 60m	21	Hannah MUELLER	SO	7.87	1/20/12	0.45	0.17	0.62
Scored bests come from PRE-SEASON DATA								
▶ 400m	29	Laurel BECK	SR	58.67	3/5/11	0.05	0.00	0.05
▶ 4x400	7			3:54.41	3/5/11	4	1.11	5.11
▶ HJ	20	Kayla ASHLAND	SO	1.66m 5-5½	1/29/11	0.5	0.09	0.59
▶ HJ	27	Megan MARFILIIUS	JR	1.64m 5-4½	1/21/11	0.15	0.00	0.15
▶ SP	2	Nicole FLACKEY	JR	14.03m 46-½	1/21/11	18	2.74	20.74
▶ PENT	30	Sheila OPELT	SO	2,909	2/25/11	0.02	0.00	0.02
Team Total								27.27

28



SUNY Oneonta

State University of New York Athletic Conference

▼ 6

Event	Scrd As	Athlete	Yr	Scored Mark	Date	Pl. Pts.	Bonus	TOTAL
Scored bests come from CURRENT season								
▶ HJ	3	Kacy BOBURKA	JR	1.70m 5-7	12/3/11	16	1.31	17.31
▶ WT	11	Sarah TIMMONS	SR	16.68m 54-8½	12/10/11	4	0.56	4.56
Scored bests come from PRE-SEASON DATA								
▶ 800m	11	Lauren BRUNETTO	SR	2:14.41	3/4/11	4	0.72	4.72
Team Total								26.60

29



Carleton

Minnesota Intercollegiate Athletic Conference

▲ 1

Event	Scrd As	Athlete	Yr	Scored Mark	Date	Pl. Pts.	Bonus	TOTAL
Scored bests come from PRE-SEASON DATA								
▶ Mile	10	Simone CHILDS-WALKER	SR	5:01.23	2/19/11	5	0.58	5.58
▶ 5000m	2	Simone CHILDS-WALKER	SR	17:02.68	3/12/11	18	2.07	20.07
Team Total								25.64

"Scrd As", short for "Scored As", Standing used for place points portion of performance's score combining preseason data (when applied) to current season data

Numbers in BLACK are both the performance's actual NCAA rank AND "scored as" rank Numbers in RED indicate actual NCAA rank does not exist or is worse than "scored as" rank Numbers in BLUE indicate actual NCAA rank is better than "scored as" rank

USTFCCCA Non-Member

Non-Member Schools Will NOT be ranked, beginning Week 2



USTFCCCA NCAA Division III National Team Rankings

2012 Indoor Track & Field, Week #1

as of 1/23/2012 11:39:42 PM

D denotes multiple-event rule in affect
Only those who score >0.01 pts are shown

WOMEN

30



Christopher Newport

▼ 1

USA South Athletic Conference

Event	Scrd As	Athlete	Yr	Scored Mark	Date	Pl. Pts.	Bonus	TOTAL
Scored bests come from PRE-SEASON DATA								
400m	17	Dira HANSEN	SR	57.88	2/20/11	0.8	0.24	1.04
800m	9	Dira HANSEN	SR	2:13.67	2/27/11	6	1.00	7.00
Mile	30	Laurie MURPHY	JR	5:08.31	3/5/11	0.02	0.00	0.02
HJ	20	Jenna ELLIOTT	SO	1.66m 5-5½	2/20/11	0.5	0.09	0.59
PENT	4	Dira HANSEN	SR	3,309	3/2/11	14	1.97	15.97
PENT	29	Cheria JACKSON	SR	2,926	3/2/11	0.05	0.00	0.05
Team Total								24.67

31



Lehman

▲ 15

City University of New York Athletic Conference

Event	Scrd As	Athlete	Yr	Scored Mark	Date	Pl. Pts.	Bonus	TOTAL
Scored bests come from CURRENT season								
60m	5	Tobi ALLI	SO	7.68	1/6/12	12	1.54	13.54
H60m	25	Shantay BECCAN	FR	9.15	1/13/12	0.25	0.00	0.25
LJ	21	Tobi ALLI	SO	5.45m 17-10½	1/6/12	0.45	0.00	0.45
TJ	7	Jasmine SPRINGER	JR	11.76m 38-7	1/20/12	8	1.21	9.21
Team Total								23.45

32



Bowdoin

unch

New England Small College Athletic Conference

Event	Scrd As	Athlete	Yr	Scored Mark	Date	Pl. Pts.	Bonus	TOTAL
Scored bests come from CURRENT season								
PV	18	Erin SILVA	FR	3.46m 11-4½	1/21/12	0.7	0.00	0.70
Scored bests come from PRE-SEASON DATA								
400m	5	Elsa MILLETT	SR	56.76	2/25/11	12	1.45	13.45
H60m	19	Michele KAUFMAN	JR	9.01	2/18/11	0.6	0.11	0.71
TJ	24	Laura PETERSON	SR	11.22m 36-9½	2/18/11	0.3	0.00	0.30
PENT	8	Annie HUYLER	SR	3,189	3/4/11	7	0.87	7.87
Team Total								23.04

33



TCNJ

▼ 5

New Jersey Athletic Conference

Event	Scrd As	Athlete	Yr	Scored Mark	Date	Pl. Pts.	Bonus	TOTAL
Scored bests come from PRE-SEASON DATA								
4x400	20			3:59.51	2/20/11	0.05	0.00	0.05
DMR	9			11:55.57	3/4/11	2	1.20	3.20
HJ	5	Brigit ROEMER	SO	1.69m 5-6½	3/12/11	12	0.92	12.92
TJ	9	Brigit ROEMER	SO	11.61m 38-1½	2/20/11	6	0.60	6.60
Team Total								22.77

34



Rose-Hulman

▼ 3

Heartland Collegiate Athletic Conference

Event	Scrd As	Athlete	Yr	Scored Mark	Date	Pl. Pts.	Bonus	TOTAL
Scored bests come from CURRENT season								
HJ	2	Elizabeth EVANS	JR	1.78m 5-10	1/14/12	18	4.45	22.45
Team Total								22.45

35



Linfield

unch

Northwest Conference

Event	Scrd As	Athlete	Yr	Scored Mark	Date	Pl. Pts.	Bonus	TOTAL
Scored bests come from CURRENT season								
PV	2	Catherine STREET	SR	4.10m 13-5½	1/13/12	18	4.06	22.06
SP	27	Anna LABEAUME	SO	12.57m 41-3	1/13/12	0.15	0.00	0.15
Team Total								22.21

36



Marietta

▼ 3

Ohio Athletic Conference

Event	Scrd As	Athlete	Yr	Scored Mark	Date	Pl. Pts.	Bonus	TOTAL
Scored bests come from CURRENT season								
TJ	29	Ashley BAULT	SR	11.14m 36-6½	12/3/11	0.05	0.00	0.05
PENT	3	Ashley BAULT	SR	3,327	12/10/11	16	2.20	18.20
Scored bests come from PRE-SEASON DATA								
HJ	20	Ashley BAULT	SR	1.66m 5-5½	1/29/11	0.5	0.09	0.59
LJ	13	Ashley BAULT	SR	5.55m 18-2½	2/6/11	2	0.25	2.25
Team Total								21.09

"Scrd As", short for "Scored As", Standing used for place points portion of performance's score combining preseason data (when applied) to current season data

Numbers in BLACK are both the performance's actual NCAA rank AND "scored as" rank Numbers in RED indicate actual NCAA rank does not exist or is worse than "scored as" rank Numbers in BLUE indicate actual NCAA rank is better than "scored as" rank

USTFCCCA Non-Member

Non-Member Schools Will NOT be ranked, beginning Week 2



USTFCCCA NCAA Division III National Team Rankings

2012 Indoor Track & Field, Week #1

as of 1/23/2012 11:39:43 PM

D denotes multiple-event rule in affect
Only those who score >0.01 pts are shown

WOMEN

37



Central (Iowa)

Iowa Intercollegiate Athletic Conference

▼ 3

Event	Scrd As	Athlete	Yr	Scored Mark	Date	Pl. Pts.	Bonus	TOTAL	
Scored bests come from PRE-SEASON DATA									
▶ 60m	31	Felicia COLEMAN	JR	7.91	2/25/11		0.03	0.03	
▶ 4x400	4			3:52.45	3/5/11	11	1.77	12.77	
▶ SP	9	Morgan DARROW	SR	13.53m	44-4¾	2/25/11	6	1.04	7.04
▶ WT	19	Morgan DARROW	SR	15.96m	52-4¾	3/5/11	0.6	0.00	0.60
▶ PENT	20	Caitlin WILSON	SR	2,996	2/11/11	0.5	0.00	0.50	
Team Total								20.94	

38



UW-Platteville

Wisconsin Intercollegiate Athletic Conference

▼ 2

Event	Scrd As	Athlete	Yr	Scored Mark	Date	Pl. Pts.	Bonus	TOTAL
Scored bests come from PRE-SEASON DATA								
▶ 400m	13	Ann TANK	SR	57.50	2/18/11	2	0.55	2.55
▶ 800m	4	Ann TANK	SR	2:11.66	3/12/11	14	1.85	15.85
▶ 4x400	10			3:55.91	2/18/11	1	0.61	1.61
Team Total								20.01

39



Mount Union

Ohio Athletic Conference

▼ 1

Event	Scrd As	Athlete	Yr	Scored Mark	Date	Pl. Pts.	Bonus	TOTAL	
Scored bests come from CURRENT season									
▶ 400m	9	Mary MAHONEY	JR	57.16	12/9/11	6	0.90	6.90	
▶ H60m	11	Taylor KRING	SO	8.91	12/9/11	4	0.64	4.64	
▶ SP	24	Aubree JONES	SR	12.59m	41-3¾	1/21/12	0.3	0.00	0.30
Scored bests come from PRE-SEASON DATA									
▶ 60m	8	Mary MAHONEY	JR	7.76	2/5/11	7	0.81	7.81	
Team Total								19.66	

40



UW-Stevens Point

Wisconsin Intercollegiate Athletic Conference

▲ 2

Event	Scrd As	Athlete	Yr	Scored Mark	Date	Pl. Pts.	Bonus	TOTAL	
Scored bests come from CURRENT season									
▶ Mile	16	Kelly HAEN	SR	5:04.81	1/21/12	0.9	0.23	1.13	
▶ WT	23	Amy KRZYKOWSKI	SR	15.66m	51-4¾	1/14/12	0.35	0.00	0.35
Scored bests come from PRE-SEASON DATA									
▶ 400m	30	Jasmine HAINES	SO	58.76	3/5/11	0.02	0.00	0.02	
▶ H60m	6	Erin KLINE	JR	8.81	3/5/11	10	1.45	11.45	
▶ DMR	7			11:53.88	2/19/11	4	1.55	5.55	
▶ PV	15	Leanna ROSE		3.51m	11-6¾	2/25/11	1	0.11	1.11
Team Total								19.61	

41



Farmingdale State

Skyline Conference

▼ 4

Event	Scrd As	Athlete	Yr	Scored Mark		Date	Pl. Pts.	Bonus	TOTAL
Scored bests come from CURRENT season									
▶ TJ	25	Druscilla DICKSON	FR	11.21m	36-9%	1/20/12	0.25	0.00	0.25
Scored bests come from PRE-SEASON DATA									
▶ 60m	4	Corine MAGEE	JR	7.67		12/8/10	14	1.64	15.64
▶ H60m	25	Victoria MANDAT	JR	9.15		12/8/10	0.25	0.00	0.25
▶ TJ	12	Faustine CHUKWUEZI	JR	11.50m	37-8%	3/12/11	3	0.28	3.28
Team Total									19.42

42



St. Norbert

Midwest Conference

▼ 2

Event	Scrd As	Athlete	Yr	Scored Mark	Date	Pl. Pts.	Bonus	TOTAL
Scored bests come from PRE-SEASON DATA								
▶ 400m	28	Emily SCHUDROWITZ	SR	58.66	2/5/11	0.1	0.00	0.10
▶ 800m	3	Emily SCHUDROWITZ	SR	2:10.70	2/11/11	16	2.42	18.42
▶ 4x400	15			3:58.02	3/5/11	0.5	0.04	0.54
Team Total								19.06

"Scrd As", short for "Scored As", Standing used for place points portion of performance's score combining preseason data (when applied) to current season data

Numbers in BLACK are both the performance's actual NCAA rank AND "scored as" rank Numbers in RED indicate actual NCAA rank does not exist or is worse than "scored as" rank Numbers in BLUE indicate actual NCAA rank is better than "scored as" rank

USTFCCCA Non-Member

Non-Member Schools Will NOT be ranked, beginning Week 2



USTFCCCA NCAA Division III National Team Rankings

2012 Indoor Track & Field, Week #1

as of 1/23/2012 11:39:43 PM

D denotes multiple-event rule in affect
Only those who score >0.01 pts are shown

WOMEN

43



Montclair State

New Jersey Athletic Conference

unch

Event	Scrd As	Athlete	Yr	Scored Mark	Date	Pl. Pts.	Bonus	TOTAL
Scored bests come from CURRENT season								
PENT	12	Heather GEARTY	JR	3,133	1/20/12	3	0.49	3.49
Scored bests come from PRE-SEASON DATA								
400m	22	Heather GEARTY	JR	58.37	2/20/11	0.4	0.00	0.40
4x400	12			3:57.06	2/25/11	0.8	0.23	1.03
PENT	5	Krystal ELLIS	SO	3,289	2/12/11	12	1.73	13.73
Team Total								18.65

44



Centre

Southern Collegiate Athletic Conference

▼ 3

Event	Scrd As	Athlete	Yr	Scored Mark		Date	Pl. Pts.	Bonus	TOTAL
Scored bests come from PRE-SEASON DATA									
WT	3	Emily NIEHAUS	SR	17.47m	57-3¼	2/19/11	16	2.45	18.45
Team Total									18.45

45



UW-Stout

Wisconsin Intercollegiate Athletic Conference

unch

Event	Scrd As	Athlete	Yr	Scored Mark		Date	Pl. Pts.	Bonus	TOTAL
Scored bests come from CURRENT season									
▶ SP	21	Jessika SMITH	SO	12.76m	41-10½	1/21/12	0.45	0.00	0.45
Scored bests come from PRE-SEASON DATA									
▶ PV	21	Sabrina SCOVILLE	JR	3.41m	11-2¼	2/25/11	0.45	0.00	0.45
▶ PV	29	Jodi LARSON	SR	3.36m	11-¼	3/5/11	0.05	0.00	0.05
▶ LJ	5	Jessika SMITH	SO	5.69m	18-8	3/5/11	12	1.36	13.36
Team Total									14.31

46



St. Benedict

Minnesota Intercollegiate Athletic Conference

▼ 2

Event	Scrd As	Athlete	Yr	Scored Mark		Date	Pl. Pts.	Bonus	TOTAL
Scored bests come from PRE-SEASON DATA									
▶ PV	5	Danielle BUSCH	JR	3.70m	12-1½	3/4/11	12	0.91	12.91
▶ LJ	16	Julia RENNER	SR	5.52m	18-1½	3/4/11	0.9	0.12	1.02
▶ PENT	26	Clare MURN	JR	2,958		3/4/11	0.2	0.00	0.20
Team Total									14.13

47



Carthage

College Conference of Illinois & Wisconsin

unch

Event	Scrd As	Athlete	Yr	Scored Mark	Date	Pl. Pts.	Bonus	TOTAL
Scored bests come from PRE-SEASON DATA								
► PENT	7	Sarah THOMPSON	SR	3,235	2/25/11	8	1.27	9.27
► PENT	11	Christine NELSON	SR	3,140	3/4/11	4	0.52	4.52
Team Total								13.79

48



Alvernia

Middle Atlantic Conferences

▲ 83

Event	Scrd As	Athlete	Yr	Scored Mark		Date	Pl. Pts.	Bonus	TOTAL
Scored bests come from CURRENT season									
► PV	5	Melissa FELLEBAUM	JR	3.70m	12-1½	1/13/12	12	0.91	12.91
Team Total									12.91

49



Springfield (Mass.)

New England Women's & Men's Athletic Conference

▲ 1

Event	Scrd As	Athlete	Yr	Scored Mark	Date	Pl. Pts.	Bonus	TOTAL
Scored bests come from PRE-SEASON DATA								
▶ H60m	30	Kelly CURTIS	SR	9.20	2/18/11	0.02	0.00	0.02
▶ 4x400	18			3:59.17	2/25/11	0.2	0.00	0.20
▶ PENT	6	Kelly CURTIS	SR	3,240	2/18/11	10	1.31	11.31
Team Total								11.53

50



Roanoke

Old Dominion Athletic Conference

▲ 77

Event	Scrd As	Athlete	Yr	Scored Mark	Date	Pl. Pts.	Bonus	TOTAL
Scored bests come from CURRENT season								
▶ 800m	6	Carmen GRAVES	JR	2:12.67	1/20/12	10	1.39	11.39
Team Total								11.39

"Scrd As", short for "Scored As", Standing used for place points portion of performance's score combining preseason data (when applied) to current season data

Numbers in BLACK are both the performance's actual NCAA rank AND "scored as" rank Numbers in RED indicate actual NCAA rank does not exist or is worse than "scored as" rank Numbers in BLUE indicate actual NCAA rank is better than "scored as" rank

USTFCCCA Non-Member

Non-Member Schools Will NOT be ranked, beginning Week 2



USTFCCCA NCAA Division III National Team Rankings

2012 Indoor Track & Field, Week #1

as of 1/23/2012 11:39:44 PM

D denotes multiple-event rule in affect
Only those who score >0.01 pts are shown

WOMEN

51



SUNY Cortland

State University of New York Athletic Conference

▼ 3

Event	Scrd As	Athlete	Yr	Scored Mark	Date	Pl. Pts.	Bonus	TOTAL
Scored bests come from CURRENT season								
▶ 5000m	10	Alyson DALTON	SR	17:21.70	12/10/11	5	0.75	5.75
Scored bests come from PRE-SEASON DATA								
▶ 60m	13	Sarah BONNELL	SO	7.82	2/26/11	2	0.40	2.40
▶ 800m	23	Jordyn NAYLON	JR	2:17.48	2/19/11	0.35	0.08	0.43
▶ 800m	27	Alexis FAIRBANKS	JR	2:18.13	2/11/11	0.15	0.00	0.15
▶ Mile	14	Jordyn NAYLON	JR	5:04.11	3/4/11	1.5	0.30	1.80
▶ PENT	19	Nicole SCHAFER	JR	2,998	3/4/11	0.6	0.00	0.60
Team Total								11.13

52



Franklin & Marshall

Centennial Conference

▲ 9

Event	Scrd As	Athlete	Yr	Scored Mark	Date	Pl. Pts.	Bonus	TOTAL
Scored bests come from CURRENT season								
▶ 800m	13	Sheena CRAWLEY	JR	2:14.87	1/22/12	2	0.56	2.56
Scored bests come from PRE-SEASON DATA								
▶ Mile	8	Sheena CRAWLEY	JR	4:58.27	2/12/11	7	1.14	8.14
Team Total								10.70

53



Hamline

Minnesota Intercollegiate Athletic Conference

▼ 1

Event	Scrd As	Athlete	Yr	Scored Mark		Date	Pl. Pts.	Bonus	TOTAL
Scored bests come from CURRENT season									
▶ SP	19	Becky CULP	JR	12.79m	41-11%	1/21/12	0.6	0.00	0.60
▶ WT	7	Brenna COYLE	SR	17.21m	56-5%	1/21/12	8	1.68	9.68
Scored bests come from PRE-SEASON DATA									
▶ PV	23	Carly BRAUN	JR	3.40m	11-1%	3/4/11	0.35	0.00	0.35
▶ WT	30	Becky CULP	JR	15.32m	50-3%	3/4/11	0.02	0.00	0.02
Team Total									10.65

54



Greenville

St. Louis Intercollegiate Athletic Conference

unch

Event	Scrd As	Athlete	Yr	Scored Mark	Date	Pl. Pts.	Bonus	TOTAL
Scored bests come from PRE-SEASON DATA								
▶ 400m	15	Philita JOHNSON	SR	57.77	3/4/11	1	0.30	1.30
▶ LJ	7	Penny GRANT	SR	5.64m	18-6 2/19/11	8	0.91	8.91
Team Total								10.21

55



Carnegie Mellon

University Athletic Association

▲ 1

Event	Scrd As	Athlete	Yr	Scored Mark	Date	Pl. Pts.	Bonus	TOTAL
Scored bests come from CURRENT season								
▶ 5000m	22	Emily WOBB	SO	17:44.24	1/14/12	0.4	0.10	0.50
Scored bests come from PRE-SEASON DATA								
▶ 60m	27	Jacqueline GUEVEL	SO	7.89	2/26/11	0.15	0.10	0.25
▶ H60m	7	Jacqueline GUEVEL	SO	8.86	3/12/11	8	1.03	9.03
Team Total								9.77

56



Salisbury

Capital Athletic Conference

▼ 1

Event	Scrd As	Athlete	Yr	Scored Mark		Date	Pl. Pts.	Bonus	TOTAL
Scored bests come from PRE-SEASON DATA									
▶ SP	7	Chelsea TAVIK	JR	13.58m	44-6%	3/5/11	8	1.17	9.17
▶ WT	21	Jennifer HOUGHTON	SR	15.87m	52-1	3/5/11	0.45	0.00	0.45
Team Total									9.62

57



Ohio Wesleyan

North Coast Athletic Conference

▼ 8

Event	Scrd As	Athlete	Yr	Scored Mark		Date	Pl. Pts.	Bonus	TOTAL
Scored bests come from PRE-SEASON DATA									
▶ Mile	22	Cara DEANGELIS	SO	5:05.53		3/4/11	0.4	0.17	0.57
▶ HJ	7	Emily AMBURGEY	JR	1.68m	5-6	2/5/11	8	0.57	8.57
▶ PV	25	Sarah BECHTEL	SO	3.39m	11-1½	3/4/11	0.25	0.00	0.25
Team Total									9.39

"Scrd As", short for "Scored As", Standing used for place points portion of performance's score combining preseason data (when applied) to current season data

Numbers in BLACK are both the performance's actual NCAA rank AND "scored as" rank Numbers in RED indicate actual NCAA rank does not exist or is worse than "scored as" rank Numbers in BLUE indicate actual NCAA rank is better than "scored as" rank

USTFCCCA Non-Member

Non-Member Schools Will NOT be ranked, beginning Week 2



USTFCCCA NCAA Division III National Team Rankings

2012 Indoor Track & Field, Week #1

as of 1/23/2012 11:39:44 PM

D denotes multiple-event rule in affect
Only those who score >0.01 pts are shown

WOMEN

58



SUNY Geneseo

State University of New York Athletic Conference

▲ 2

Event	Scrd As	Athlete	Yr	Scored Mark	Date	Pl. Pts.	Bonus	TOTAL
Scored bests come from CURRENT season								
800m	18	Keira WOOD	FR	2:17.02	1/14/12	0.7	0.16	0.86
Scored bests come from PRE-SEASON DATA								
800m	24	Mary ALDRIDGE	SO	2:17.52	1/28/11	0.3	0.07	0.37
Mile	15	Alyssa SMITH	SR	5:04.28	2/26/11	1	0.28	1.28
Mile	23	Marissa LIBERATI	JR	5:05.99	3/4/11	0.35	0.13	0.48
5000m	11	Marissa LIBERATI	JR	17:25.67	1/28/11	4	0.58	4.58
DMR	12			11:57.91	3/4/11	0.8	0.72	1.52
Team Total								9.09

59



Simpson (Iowa)

Iowa Intercollegiate Athletic Conference

▼ 8

Event	Scrd As	Athlete	Yr	Scored Mark	Date	Pl. Pts.	Bonus	TOTAL
Scored bests come from PRE-SEASON DATA								
HJ	7	Kinsey BAK	SR	1.68m	3/5/11	8	0.57	8.57
PENT	22	Kinsey BAK	SR	2,974	2/11/11	0.4	0.00	0.40
Team Total								8.97

60



Delaware Valley

Middle Atlantic Conferences

▼ 7

Event	Scrd As	Athlete	Yr	Scored Mark	Date	Pl. Pts.	Bonus	TOTAL
Scored bests come from PRE-SEASON DATA								
HJ	7	Meghan DONOVAN	SR	1.68m	2/26/11	8	0.57	8.57
Team Total								8.57

61



Ohio Northern

Ohio Athletic Conference

▲ 3

Event	Scrd As	Athlete	Yr	Scored Mark	Date	Pl. Pts.	Bonus	TOTAL
Scored bests come from CURRENT season								
PV	16	Aubrie STECHSCHULTE	SR	3.50m	11-5% 1/20/12	0.9	0.08	0.98
Scored bests come from PRE-SEASON DATA								
5000m	9	Alison STEINBRUNNER	JR	17:14.07	2/11/11	6	1.15	7.15
Team Total								8.13

62



Carroll (Wis.)

Midwest Conference

▲ 1

Event	Scrd As	Athlete	Yr	Scored Mark	Date	Pl. Pts.	Bonus	TOTAL
Scored bests come from PRE-SEASON DATA								
400m	8	Lindsay GRUENKE	SR	57.15	3/5/11	7	0.91	7.91
Team Total								7.91

63



Texas Lutheran

American Southwest Conference

▼ 5

Event	Scrd As	Athlete	Yr	Scored Mark	Date	Pl. Pts.	Bonus	TOTAL
Scored bests come from CURRENT season								
TJ	28	Destiney JONES	SR	11.15m	36-7 1/20/12	0.1	0.00	0.10
Scored bests come from PRE-SEASON DATA								
PV	8	Ligia BOLIVAR	JR	3.67m	12-3/4 3/12/11	7	0.73	7.73
Team Total								7.83

64



Wilmington (Ohio)

Ohio Athletic Conference

▼ 6

Event	Scrd As	Athlete	Yr	Scored Mark	Date	Pl. Pts.	Bonus	TOTAL
Scored bests come from PRE-SEASON DATA								
PV	8	Mackenzie WILLS	JR	3.67m	12-3/4 3/12/11	7	0.73	7.73
Team Total								7.73

65



Dubuque

Iowa Intercollegiate Athletic Conference

▼ 8

Event	Scrd As	Athlete	Yr	Scored Mark	Date	Pl. Pts.	Bonus	TOTAL
Scored bests come from PRE-SEASON DATA								
60m	11	Bridget HOSLEY	SR	7.79	2/19/11	4	0.61	4.61
HJ	13	Michelle STRICKLAND	JR	1.67m	5-5% 2/19/11	2	0.31	2.31
Team Total								6.91

"Scrd As", short for "Scored As", Standing used for place points portion of performance's score combining preseason data (when applied) to current season data

Numbers in BLACK are both the performance's actual NCAA rank AND "scored as" rank Numbers in RED indicate actual NCAA rank does not exist or is worse than "scored as" rank Numbers in BLUE indicate actual NCAA rank is better than "scored as" rank

USTFCCCA Non-Member

Non-Member Schools Will NOT be ranked, beginning Week 2



USTFCCCA NCAA Division III National Team Rankings

2012 Indoor Track & Field, Week #1

as of 1/23/2012 11:39:45 PM

D

denotes multiple-event rule in affect

Only those who score >0.01 pts are shown

WOMEN

66



Millikin

College Conference of Illinois & Wisconsin

▼ 1

Event	Scrd As	Athlete	Yr	Scored Mark	Date	Pl. Pts.	Bonus	TOTAL
Scored bests come from CURRENT season								
▶ 60m	17	Ariel ROBINSON	SO	7.86	1/21/12	0.8	0.20	1.00
▶ SP	11	LeAnn SPESARD	JR	13.36m	43-10 12/2/11	4	0.71	4.71
Scored bests come from PRE-SEASON DATA								
▶ SP	28	Emilie ALTENBERGER	SR	12.56m	41-2½ 2/25/11	0.1	0.00	0.10
Team Total								5.81

67



McMurry

American Southwest Conference

▲ 24

Event	Scrd As	Athlete	Yr	Scored Mark	Date	Pl. Pts.	Bonus	TOTAL
Scored bests come from CURRENT season								
▶ H60m	24	Kristen JOHNSON	FR	9.13	1/13/12	0.3	0.00	0.30
▶ LJ	11	Shanita COLEMAN	SO	5.57m	18-3¼ 1/20/12	4	0.34	4.34
▶ LJ	25	Tiana ALEXANDER	FR	5.44m	17-10¼ 1/20/12	0.25	0.00	0.25
Scored bests come from PRE-SEASON DATA								
▶ 60m	21	Carla BURTON	SO	7.87	3/4/11	0.45	0.17	0.62
Team Total								5.51

68



Westfield State

Massachusetts State Collegiate Athletic Conference

▲ 24

Event	Scrd As	Athlete	Yr	Scored Mark	Date	Pl. Pts.	Bonus	TOTAL
Scored bests come from CURRENT season								
▶ WT	12	Amanda GRICUS	SR	16.67m	54-8¼ 1/21/12	3	0.55	3.55
Scored bests come from PRE-SEASON DATA								
▶ 60m	23	Targie GERVAIS	SO	7.88	2/5/11	0.35	0.13	0.48
Team Total								4.03

69



Johns Hopkins

Centennial Conference

▼ 2

Event	Scrd As	Athlete	Yr	Scored Mark	Date	Pl. Pts.	Bonus	TOTAL
Scored bests come from CURRENT season								
▶ 5000m	20	Hannah ECKSTEIN	FR	17:41.31	12/3/11	0.5	0.17	0.67
Scored bests come from PRE-SEASON DATA								
▶ 800m	17	Annie MONAGLE	JR	2:16.78	2/19/11	0.8	0.21	1.01
▶ 5000m	15	Cecilia FURLONG	SR	17:37.34	12/4/10	1	0.27	1.27
▶ 5000m	18	Lara SHEGOSKI	SO	17:40.69	3/4/11	0.7	0.19	0.89
▶ DMR	19			12:11.08	3/4/11	0.1	0.00	0.10
Team Total								3.94

70



St. Thomas (Minn.)

Minnesota Intercollegiate Athletic Conference

▼ 4

Event	Scrd As	Athlete	Yr	Scored Mark	Date	Pl. Pts.	Bonus	TOTAL
Scored bests come from PRE-SEASON DATA								
▶ 60m	15	Emily VAN HEEL	SO	7.84	3/4/11	1	0.27	1.27
▶ 400m	19	Emily VAN HEEL	SO	57.95	2/19/11	0.6	0.20	0.80
▶ TJ	16	Emily VAN HEEL	SO	11.42m	37-5¼ 3/12/11	0.9	0.11	1.01
▶ WT	17	Amy MAAS	SR	16.12m	52-10¼ 3/4/11	0.8	0.00	0.80
Team Total								3.89

71



Southern Maine

Little East Conference

▼ 2

Event	Scrd As	Athlete	Yr	Scored Mark	Date	Pl. Pts.	Bonus	TOTAL
Scored bests come from CURRENT season								
▶ Mile	27	Molly CARL	JR	5:06.95	1/20/12	0.15	0.04	0.19
Scored bests come from PRE-SEASON DATA								
▶ PV	13	Bethany DUMAS	SR	3.55m	11-7¼ 1/21/11	2	0.24	2.24
▶ LJ	26	Christina MASSEY	JR	5.41m	17-9 1/8/11	0.2	0.00	0.20
▶ WT	28	Hannah PATTERSON	SR	15.42m	50-7¼ 1/29/11	0.1	0.00	0.10
▶ PENT	15	Ariel HOWES	JR	3,053	3/4/11	1	0.13	1.13
Team Total								3.86

"Scrd As", short for "Scored As", Standing used for place points portion of performance's score combining preseason data (when applied) to current season data

Numbers in BLACK are both the performance's actual NCAA rank AND "scored as" rank Numbers in RED indicate actual NCAA rank does not exist or is worse than "scored as" rank Numbers in BLUE indicate actual NCAA rank is better than "scored as" rank

USTFCCCA Non-Member

Non-Member Schools Will NOT be ranked, beginning Week 2



USTFCCCA NCAA Division III National Team Rankings

2012 Indoor Track & Field, Week #1

as of 1/23/2012 11:39:45 PM

D denotes multiple-event rule in affect
Only those who score >0.01 pts are shown

WOMEN

72



Rochester

University Athletic Association

▲ 6

Event	Scrd As	Athlete	Yr	Scored Mark	Date	Pl. Pts.	Bonus	TOTAL
Scored bests come from PRE-SEASON DATA								
► Mile	12	Lauren NORTON	SR	5:02.02	2/19/11	3	0.50	3.50
Team Total								3.50

73



Ursinus

Centennial Conference

▼ 5

Event	Scrd As	Athlete	Yr	Scored Mark	Date	Pl. Pts.	Bonus	TOTAL
Scored bests come from CURRENT season								
► H60m	27	Victoria GOODENOUGH	SO	9.18	1/20/12	0.15	0.00	0.15
Scored bests come from PRE-SEASON DATA								
► 60m	17	Amanda LAURITO	JR	7.86	2/26/11	0.8	0.20	1.00
► HJ	13	Amy GALVIN	SO	1.67m	5-5% 12/4/10	2	0.31	2.31
Team Total								3.46

74



Baldwin-Wallace

Ohio Athletic Conference

▼ 12

Event	Scrd As	Athlete	Yr	Scored Mark	Date	Pl. Pts.	Bonus	TOTAL
Scored bests come from CURRENT season								
► SP	24	Cristina PERRINE	JR	12.59m	41-3% 1/20/12	0.3	0.00	0.30
► WT	14	Cristina PERRINE	JR	16.46m	54-0 1/20/12	1.5	0.31	1.81
► WT	28	Leslie PERNELL	SR	15.42m	50-7% 1/20/12	0.1	0.00	0.10
Scored bests come from PRE-SEASON DATA								
► DMR	18			12:10.96	2/12/11	0.2	0.00	0.20
► WT	16	Stefani GRABER	JR	16.31m	53-6% 1/29/11	0.9	0.14	1.04
Team Total								3.45

75



Allegheny

North Coast Athletic Conference

▼ 5

Event	Scrd As	Athlete	Yr	Scored Mark	Date	Pl. Pts.	Bonus	TOTAL
Scored bests come from PRE-SEASON DATA								
► SP	12	Lauren BUTLER	SR	13.16m	43-2¼ 3/4/11	3	0.45	3.45
Team Total								3.45

76



UW-Superior

Wisconsin Intercollegiate Athletic Conference

▼ 1

Event	Scrd As	Athlete	Yr	Scored Mark	Date	Pl. Pts.	Bonus	TOTAL
Scored bests come from CURRENT season								
► TJ	13	Traelyn LEWIS	JR	11.49m	37-8% 1/21/12	2	0.26	2.26
Scored bests come from PRE-SEASON DATA								
► WT	15	Katie CAPRIGLIONE	JR	16.35m	53-7% 3/5/11	1	0.19	1.19
Team Total								3.44

77



Dickinson

Centennial Conference

▼ 6

Event	Scrd As	Athlete	Yr	Scored Mark	Date	Pl. Pts.	Bonus	TOTAL
Scored bests come from PRE-SEASON DATA								
► 5000m	13	Catherine CAMPBELL	SR	17:33.12	2/26/11	2	0.38	2.38
► 5000m	17	Taylor LUDMAN	SO	17:40.43	2/26/11	0.8	0.19	0.99
Team Total								3.37

78



St. Scholastica

Upper Midwest Athletic Conference

▼ 4

Event	Scrd As	Athlete	Yr	Scored Mark	Date	Pl. Pts.	Bonus	TOTAL
Scored bests come from CURRENT season								
► TJ	16	Rachel MILLER	JR	11.42m	37-5% 12/10/11	0.9	0.11	1.01
► WT	22	Alec SEELEY	SR	15.70m	51-6% 12/10/11	0.4	0.00	0.40
► PENT	21	Tracy PERISH	SO	2,989	1/13/12	0.45	0.00	0.45
Scored bests come from PRE-SEASON DATA								
► H60m	17	Maggie BAIR	SO	8.99	3/12/11	0.8	0.19	0.99
► SP	22	Alec SEELEY	SR	12.63m	41-5% 2/5/11	0.4	0.00	0.40
Team Total								3.25

79



Adrian

Michigan Intercollegiate Athletic Association

▲ 17

Event	Scrd As	Athlete	Yr	Scored Mark	Date	Pl. Pts.	Bonus	TOTAL
Scored bests come from CURRENT season								
► 60m	13	Kelsea SELLERS	SR	7.82	1/20/12	2	0.40	2.40
Scored bests come from PRE-SEASON DATA								
► 800m	26	Alicia FOWLER	JR	2:17.94	2/18/11	0.2	0.00	0.20
Team Total								2.60

"Scrd As", short for "Scored As", Standing used for place points portion of performance's score combining preseason data (when applied) to current season data

Numbers in BLACK are both the performance's actual NCAA rank AND "scored as" rank Numbers in RED indicate actual NCAA rank does not exist or is worse than "scored as" rank Numbers in BLUE indicate actual NCAA rank is better than "scored as" rank

USTFCCCA Non-Member

Non-Member Schools Will NOT be ranked, beginning Week 2



USTFCCCA NCAA Division III National Team Rankings

2012 Indoor Track & Field, Week #1

as of 1/23/2012 11:39:46 PM

D denotes multiple-event rule in affect
Only those who score >0.01 pts are shown

WOMEN

80



Emory

University Athletic Association

▼ 4

Event	Scrd As	Athlete	Yr	Scored Mark	Date	Pl. Pts.	Bonus	TOTAL	
Scored bests come from PRE-SEASON DATA									
▶ H60m	22	Jasmine MCCULLOUGH	SR	9.06	3/4/11	0.4	0.00	0.40	
▶ LJ	18	Lauren ATTIAH	SR	5.49m	18-¾	2/26/11	0.7	0.00	0.70
▶ TJ	16	Lauren ATTIAH	SR	11.42m	37-5¾	3/4/11	0.9	0.11	1.01
▶ PENT	23	Lauren ATTIAH	SR	2,964	2/11/11	0.35	0.00	0.35	
Team Total								2.46	

81



UW-River Falls

Wisconsin Intercollegiate Athletic Conference

▼ 4

Event	Scrd As	Athlete	Yr	Scored Mark		Date	Pl. Pts.	Bonus	TOTAL
Scored bests come from PRE-SEASON DATA									
▶ 4x400	16			3:58.72		3/5/11	0.4	0.00	0.40
▶ PV	21	Kayla HILLMAN	SR	3.41m	11-2¾	2/25/11	0.45	0.00	0.45
▶ LJ	19	Alicia POTTING	SO	5.46m	17-11	3/5/11	0.6	0.00	0.60
▶ LJ	21	Heidi HILGERS	SO	5.45m	17-10¾	3/5/11	0.45	0.00	0.45
▶ TJ	20	Alicia POTTING	SO	11.30m	37-1	3/5/11	0.5	0.00	0.50
Team Total									2.40

82



WPI

New England Women's & Men's Athletic Conferen

▼ 1

Event	Scrd As	Athlete	Yr	Scored Mark	Date	Pl. Pts.	Bonus	TOTAL	
Scored bests come from PRE-SEASON DATA									
▶ 400m	14	Noelle RICHARD	JR	57.57	3/4/11	1.5	0.48	1.98	
▶ HJ	23	Adrianna DAVIS	JR	1.65m	5-5	#####	0.35	0.00	0.35
Team Total								2.33	

83



Lawrence

Midwest Conference

▼11

Event	Scrd As	Athlete	Yr	Scored Mark	Date	Pl. Pts.	Bonus	TOTAL	
Scored bests come from PRE-SEASON DATA									
► HJ	13	Rose TEPPER	JR	1.67m	5-5½	2/5/11	2	0.31	2.31
Team Total								2.31	

83



Whitworth

Northwest Conference

▼11

Event	Scrd As	Athlete	Yr	Scored Mark		Date	Pl. Pts.	Bonus	TOTAL
Scored bests come from PRE-SEASON DATA									
► HJ	13	Jheri GATES	SO	1.67m	5-5½	3/5/11	2	0.31	2.31
Team Total									2.31

85



Heidelberg

Ohio Athletic Conference

▼ 6

Event	Scrd As	Athlete	Yr	Scored Mark	Date	Pl. Pts.	Bonus	TOTAL	
Scored bests come from PRE-SEASON DATA									
► LJ	13	Marian BEVINGTON	JR	5.55m	18-2¾	1/29/11	2	0.25	2.25
Team Total								2.25	

86



Swarthmore

Centennial Conference

▼ 3

Event	Scrd As	Athlete	Yr	Scored Mark	Date	Pl. Pts.	Bonus	TOTAL
Scored bests come from PRE-SEASON DATA								
H60m	14	Kenyetta GIVANS	SR	8.92	2/26/11	1.5	0.57	2.07
Team Total								2.07

87



UMass Dartmouth

Little East Conference

▼ 5

Event	Scrd As	Athlete	Yr	Scored Mark		Date	Pl. Pts.	Bonus	TOTAL
Scored bests come from PRE-SEASON DATA									
► SP	14	Jessica MASSE	SO	12.95m	42-6	12/11/10	1.5	0.17	1.67
Team Total									1.67

88



Capital

Ohio Athletic Conference

▼ 8

Event	Scrd As	Athlete	Yr	Scored Mark	Date	Pl. Pts.	Bonus	TOTAL
Scored bests come from PRE-SEASON DATA								
800m	15	Sarah TRICK	SR	2:16.53	3/5/11	1	0.25	1.25
Team Total								1.25

"Scrd As", short for "Scored As", Standing used for place points portion of performance's score combining preseason data (when applied) to current season data

Numbers in BLACK are both the performance's actual NCAA rank AND "scored as" rank Numbers in RED indicate actual NCAA rank does not exist or is worse than "scored as" rank Numbers in BLUE indicate actual NCAA rank is better than "scored as" rank

USTFCCCA Non-Member

Non-Member Schools Will NOT be ranked, beginning Week 2



USTFCCCA NCAA Division III National Team Rankings

2012 Indoor Track & Field, Week #1

as of 1/23/2012 11:39:46 PM

D denotes multiple-event rule in affect
Only those who score >0.01 pts are shown

WOMEN

89



Oberlin

North Coast Athletic Conference

▼ 2

Event	Scrd As	Athlete	Yr	Scored Mark	Date	Pl. Pts.	Bonus	TOTAL
Scored bests come from PRE-SEASON DATA								
▶ 400m	26	Marissa CLARDY	JR	58.58	3/4/11	0.2	0.00	0.20
▶ Mile	19	Molly MARTORELLA	SO	5:05.00	3/4/11	0.6	0.22	0.82
Team Total								1.02

90



Stevenson

Capital Athletic Conference

Event	Scrd As	Athlete	Yr	Scored Mark	Date	Pl. Pts.	Bonus	TOTAL
Scored bests come from CURRENT season								
▶ 60m	17	Julie EGONU	SO	7.86	12/10/11	0.8	0.20	1.00
Team Total								1.00

91



Utica

Empire 8 Athletic Conference

▼ 6

Event	Scrd As	Athlete	Yr	Scored Mark	Date	Pl. Pts.	Bonus	TOTAL
Scored bests come from CURRENT season								
▶ LJ	21	Lauren DELUDE	FR	5.45m	12/3/11	0.45	0.00	0.45
Scored bests come from PRE-SEASON DATA								
▶ H60m	20	Jess CIRAULO	SO	9.03	2/25/11	0.5	0.04	0.54
Team Total								0.99

92



Alfred

Empire 8 Athletic Conference

▲ 18

Event	Scrd As	Athlete	Yr	Scored Mark	Date	Pl. Pts.	Bonus	TOTAL
Scored bests come from CURRENT season								
▶ PV	16	Rebecca GRAUDONS	SO	3.50m	11-5% 1/21/12	0.9	0.08	0.98
Team Total								0.98

93



Lebanon Valley

Middle Atlantic Conferences

Lunch

Event	Scrd As	Athlete	Yr	Scored Mark	Date	Pl. Pts.	Bonus	TOTAL
Scored bests come from PRE-SEASON DATA								
▶ DMR	20			12:13.33	3/4/11	0.05	0.00	0.05
▶ PENT	17	Allisha FARRELL	JR	3,012	2/26/11	0.8	0.00	0.80
Team Total								0.85

94



Worcester State

Massachusetts State Collegiate Athletic Conference

▼ 4

Event	Scrd As	Athlete	Yr	Scored Mark	Date	Pl. Pts.	Bonus	TOTAL
Scored bests come from CURRENT season								
▶ 60m	27	Brianna WISE	JR	7.89	1/14/12	0.15	0.10	0.25
Scored bests come from PRE-SEASON DATA								
▶ LJ	19	Mara KRALIAN	SR	5.46m	17-11 1/22/11	0.6	0.00	0.60
Team Total								0.85

95



CUA

Landmark Conference

▼ 11

Event	Scrd As	Athlete	Yr	Scored Mark	Date	Pl. Pts.	Bonus	TOTAL
Scored bests come from PRE-SEASON DATA								
▶ SP	18	Kelly CARIOTO	SR	12.80m	42-0 3/4/11	0.7	0.00	0.70
Team Total								0.70

96



Lynchburg

Old Dominion Athletic Conference

▼ 2

Event	Scrd As	Athlete	Yr	Scored Mark	Date	Pl. Pts.	Bonus	TOTAL
Scored bests come from PRE-SEASON DATA								
▶ 400m	20	Christina WASHINGTON	SR	57.96	3/5/11	0.5	0.20	0.70
Team Total								0.70

"Scrd As", short for "Scored As", Standing used for place points portion of performance's score combining preseason data (when applied) to current season data

Numbers in BLACK are both the performance's actual NCAA rank AND "scored as" rank Numbers in RED indicate actual NCAA rank does not exist or is worse than "scored as" rank Numbers in BLUE indicate actual NCAA rank is better than "scored as" rank

USTFCCCA Non-Member

Non-Member Schools Will NOT be ranked, beginning Week 2



USTFCCCA NCAA Division III National Team Rankings

2012 Indoor Track & Field, Week #1

as of 1/23/2012 11:39:47 PM

D denotes multiple-event rule in affect
Only those who score >0.01 pts are shown

WOMEN

97



Chicago

University Athletic Association

▼ 9

Event	Scrd As	Athlete	Yr	Scored Mark	Date	Pl. Pts.	Bonus	TOTAL
Scored bests come from PRE-SEASON DATA								
800m	25	Kayla MCDONALD	JR	2:17.93	2/26/11	0.25	0.00	0.25
800m	28	Elsbeth GRANT	JR	2:18.43	2/26/11	0.1	0.00	0.10
4x400	17			3:58.97	3/4/11	0.3	0.00	0.30
Team Total								0.65

98



Wheaton (Ill.)

College Conference of Illinois & Wisconsin

▼ 9

Event	Scrd As	Athlete	Yr	Scored Mark	Date	Pl. Pts.	Bonus	TOTAL
Scored bests come from PRE-SEASON DATA								
60m	23	Renee BETTINGER	SR	7.88	2/18/11	0.35	0.13	0.48
HJ	27	Shannon MCNEIL	SO	1.64m	5-4½	0.15	0.00	0.15
Team Total								0.63

99



Elizabethtown

Middle Atlantic Conferences

▼ 13

Event	Scrd As	Athlete	Yr	Scored Mark	Date	Pl. Pts.	Bonus	TOTAL
Scored bests come from PRE-SEASON DATA								
5000m	24	Traci TEMPONE	SO	17:45.61	12/11/10	0.3	0.06	0.36
5000m	27	Taryn SHANK	JR	17:50.66	12/11/10	0.15	0.00	0.15
Team Total								0.51

100



Stevens

Empire 8 Athletic Conference

▼ 5

Event	Scrd As	Athlete	Yr	Scored Mark	Date	Pl. Pts.	Bonus	TOTAL
Scored bests come from CURRENT season								
WT	20	Alina DURAN	JR	15.94m	52-3¾	0.5	0.00	0.50
Team Total								0.50

101



Rhode Island College

Little East Conference

▼ 2

Event	Scrd As	Athlete	Yr	Scored Mark	Date	Pl. Pts.	Bonus	TOTAL
Scored bests come from PRE-SEASON DATA								
TJ	21	Kimberly MANGUM	SR	11.28m	37-¾	0.45	0.00	0.45
Team Total								0.45

102



Haverford

Centennial Conference

▼ 5

Event	Scrd As	Athlete	Yr	Scored Mark	Date	Pl. Pts.	Bonus	TOTAL
Scored bests come from PRE-SEASON DATA								
5000m	23	Emily LIPMAN	SR	17:44.28	2/26/11	0.35	0.09	0.44
Team Total								0.44

103



Kenyon

North Coast Athletic Conference

▲ 3

Event	Scrd As	Athlete	Yr	Scored Mark	Date	Pl. Pts.	Bonus	TOTAL
Scored bests come from PRE-SEASON DATA								
H60m	22	Sierra DELEON	SO	9.06	3/4/11	0.4	0.00	0.40
Team Total								0.40

104



Luther

Iowa Intercollegiate Athletic Conference

▲ 4

Event	Scrd As	Athlete	Yr	Scored Mark	Date	Pl. Pts.	Bonus	TOTAL
Scored bests come from PRE-SEASON DATA								
DMR	16			12:05.03	3/4/11	0.4	0.00	0.40
Team Total								0.40

105



Minnesota Morris

Upper Midwest Athletic Conference

▼ 4

Event	Scrd As	Athlete	Yr	Scored Mark	Date	Pl. Pts.	Bonus	TOTAL
Scored bests come from PRE-SEASON DATA								
Mile	24	Linda KELLER	JR	5:06.34	3/5/11	0.3	0.09	0.39
Team Total								0.39

"Scrd As", short for "Scored As", Standing used for place points portion of performance's score combining preseason data (when applied) to current season data

Numbers in BLACK are both the performance's actual NCAA rank AND "scored as" rank Numbers in RED indicate actual NCAA rank does not exist or is worse than "scored as" rank Numbers in BLUE indicate actual NCAA rank is better than "scored as" rank

USTFCCCA Non-Member

Non-Member Schools Will NOT be ranked, beginning Week 2



USTFCCCA NCAA Division III National Team Rankings

2012 Indoor Track & Field, Week #1

as of 1/23/2012 11:39:47 PM

D denotes multiple-event rule in affect
Only those who score >0.01 pts are shown

WOMEN

106



Concordia Moorhead ▼ 2

Minnesota Intercollegiate Athletic Conference

Event	Scrd As	Athlete	Yr	Scored Mark		Date	Pl. Pts.	Bonus	TOTAL
Scored bests come from PRE-SEASON DATA									
▶ TJ	23	Tatijana MULLERDAHLBERG	SR	11.24m	36-10½	3/4/11	0.35	0.00	0.35

Team Total 0.35

106



Fitchburg State ▼ 1

Massachusetts State Collegiate Athletic Conference

Event	Scrd As	Athlete	Yr	Scored Mark		Date	Pl. Pts.	Bonus	TOTAL
Scored bests come from PRE-SEASON DATA									
▶ HJ	23	Emily LANE	JR	1.65m	5-5	1/15/11	0.35	0.00	0.35

Team Total 0.35

108



Case Western Reserve ▼ 8

University Athletic Association

Event	Scrd As	Athlete	Yr	Scored Mark	Date	Pl. Pts.	Bonus	TOTAL	
Scored bests come from PRE-SEASON DATA									
▶ SP	24	Amanda KLINE	SR	12.59m	41-3¾	2/26/11	0.3	0.00	0.30

Team Total 0.30

108



Cornell College ▲ 2

Iowa Intercollegiate Athletic Conference

Event	Scrd As	Athlete	Yr	Scored Mark	Date	Pl. Pts.	Bonus	TOTAL
Scored bests come from PRE-SEASON DATA								
► PENT	24	Christal HARRIS	JR	2,963	3/4/11	0.3	0.00	0.30

Team Total 0.30

110



St. Olaf ▼ 7

Minnesota Intercollegiate Athletic Conference

Event	Scrd As	Athlete	Yr	Scored Mark	Date	Pl. Pts.	Bonus	TOTAL
Scored bests come from PRE-SEASON DATA								
▶ 5000m	25	Maren WESTBY	SR	17:47.20	2/19/11	0.25	0.02	0.27

Team Total 0.27

111



Bates ▲ 16

New England Small College Athletic Conference

Event	Scrd As	Athlete	Yr	Scored Mark	Date	Pl. Pts.	Bonus	TOTAL
Scored bests come from CURRENT season								
▶ Mile	26	Elizabeth ARENS	JR	5:06.74	1/20/12	0.2	0.06	0.26

Team Total 0.26

112



Bridgewater State ▲ 2

Massachusetts State Collegiate Athletic Conference

Event	Scrd As	Athlete	Yr	Scored Mark	Date	Pl. Pts.	Bonus	TOTAL
Scored bests come from PRE-SEASON DATA								
▶ 400m	27	Molly ROUILLARD	SR	58.60	3/4/11	0.15	0.00	0.15
▶ PENT	28	Carrie ROBITAILLE	SR	2,939	2/25/11	0.1	0.00	0.10

Team Total 0.25

113



Otterbein ▼ 15

Ohio Athletic Conference

Event	Scrd As	Athlete	Yr	Scored Mark	Date	Pl. Pts.	Bonus	TOTAL	
Scored bests come from CURRENT season									
▶ LJ	26	Kristen BENNETT	JR	5.41m	17-9	12/10/11	0.2	0.00	0.20

Scored bests come from PRE-SEASON DATA										
▶	PV	29	Ayla STARCHER	SO	3.36m	11-¾	2/25/11	0.05	0.00	0.05

Team Total 0.25

114



Birmingham-Southern ▼ 12

Southern Collegiate Athletic Conference

Event	Scrd As	Athlete	Yr	Scored Mark	Date	Pl. Pts.	Bonus	TOTAL
Scored bests come from PRE-SEASON DATA								
▶ 60m	27	Tiarra GOODE	SO	7.89	2/5/11	0.15	0.10	0.25

Team Total 0.25

115



Colby ▼ 9

New England Small College Athletic Conference

Event	Scrd As	Athlete	Yr	Scored Mark	Date	Pl. Pts.	Bonus	TOTAL	
Scored bests come from PRE-SEASON DATA									
▶ PV	26	Brittany REARDON	SO	3.38m	11-1	1/29/11	0.2	0.00	0.20

Team Total 0.20

"Scrd As", short for "Scored As", Standing used for place points portion of performance's score combining preseason data (when applied) to current season data

Numbers in BLACK are both the performance's actual NCAA rank AND "scored as" rank Numbers in RED indicate actual NCAA rank does not exist or is worse than "scored as" rank Numbers in BLUE indicate actual NCAA rank is better than "scored as" rank

USTFCCCA Non-Member

Non-Member Schools Will NOT be ranked, beginning Week 2




USTFCCCA NCAA Division III National Team Rankings

2012 Indoor Track & Field, Week #1

as of 1/23/2012 11:39:48 PM


D denotes multiple-event rule in affect
Only those who score >0.01 pts are shown

WOMEN

115

Gustavus Adolphus
▼ 6


Minnesota Intercollegiate Athletic Conference

Event	Scrd As	Athlete	Yr	Scored Mark	Date	Pl. Pts.	Bonus	TOTAL
Scored bests come from PRE-SEASON DATA								
5000m	26	Beth HAUER	JR	17:50.14	2/19/11	0.2	0.00	0.20
Team Total								0.20

120

Widener
▼ 10


Middle Atlantic Conferences

Event	Scrd As	Athlete	Yr	Scored Mark	Date	Pl. Pts.	Bonus	TOTAL	
Scored bests come from PRE-SEASON DATA									
PV	28	Brooke MCDONALD	SR	3.37m	11-3/4	3/4/11	0.1	0.00	0.10
Team Total								0.10	

115

Mary Washington
▼ 5


Capital Athletic Conference

Event	Scrd As	Athlete	Yr	Scored Mark	Date	Pl. Pts.	Bonus	TOTAL	
Scored bests come from PRE-SEASON DATA									
TJ	26	Nicole DITTO	SR	11.18m	36-8%	2/27/11	0.2	0.00	0.20
Team Total								0.20	

122

Albright
▼ 5


Middle Atlantic Conferences

Event	Scrd As	Athlete	Yr	Scored Mark	Date	Pl. Pts.	Bonus	TOTAL	
Scored bests come from PRE-SEASON DATA									
60m	31	Danisha HIGGS	SO	7.91		2/26/11		0.03	0.03
Team Total								0.03	

118

Loras
▼ 2


Iowa Intercollegiate Athletic Conference

Event	Scrd As	Athlete	Yr	Scored Mark	Date	Pl. Pts.	Bonus	TOTAL	
Scored bests come from PRE-SEASON DATA									
HJ	27	Caitlin GROEPER	JR	1.64m	5-4%	3/4/11	0.15	0.00	0.15
Team Total								0.15	

123

Grinnell
▼ 5


Midwest Conference

Event	Scrd As	Athlete	Yr	Scored Mark	Date	Pl. Pts.	Bonus	TOTAL	
Scored bests come from PRE-SEASON DATA									
800m	30	Sarah BURNELL	SO	2:18.64		2/18/11	0.02	0.00	0.02
Team Total								0.02	

118

Susquehanna
▼ 4

Landmark Conference

Event	Scrd As	Athlete	Yr	Scored Mark	Date	Pl. Pts.	Bonus	TOTAL	
Scored bests come from PRE-SEASON DATA									
TJ	27	Kristin STAM	SR	11.17m	36-7%	2/13/11	0.15	0.00	0.15
Team Total								0.15	

120

RIT
▲ 11

Liberty League

Event	Scrd As	Athlete	Yr	Scored Mark	Date	Pl. Pts.	Bonus	TOTAL	
Scored bests come from CURRENT season									
LJ	28	Jasmine POLES	SO	5.39m	17-8%	1/14/12	0.1	0.00	0.10
Team Total								0.10	

"Scrd As", short for "Scored As", Standing used for place points portion of performance's score combining preseason data (when applied) to current season data

Numbers in BLACK are both the performance's actual NCAA rank AND "scored as" rank Numbers in RED indicate actual NCAA rank does not exist or is worse than "scored as" rank Numbers in BLUE indicate actual NCAA rank is better than "scored as" rank

USTFCCCA Non-Member Non-Member Schools Will NOT be ranked, beginning Week 2