



USTFCCCA NCAA Division III National Team Rankings

2012 Indoor Track & Field, Week #2

as of 1/31/2012 11:52:15 AM

D denotes multiple-event rule in affect
Only those who score >0.01 pts are shown

MEN

1 North Central (Ill.) unch

College Conference of Illinois & Wisconsin

Event	Scrd As	Athlete	Yr	Scored Mark	Date	Pl. Pts.	Bonus	TOTAL	
Scored bests come from CURRENT season									
▶ 400m	17	Bai KABBA	JR	49.49	1/20/12	0.8	0.41	1.21	
▶ 400m	24	Dionte HACKLER	SO	49.66	1/28/12	0.3	0.23	0.53	
▶ 5000m	22	Matthew PEREZ	SO	14:48.83	1/20/12	0.4	0.13	0.53	
▶ 4x400	1	Kabba, Olayoe, Hackler, Benton		3:16.62	1/28/12	20	2.76	22.76	
▶ HJ	9	Zach HEERSPINK	JR	2.06m	6-9	1/28/12	6	0.89	6.89
▶ PV	2	Josh WINDER	SO	5.30m	17-4½	1/28/12	18	3.26	21.26
▶ PV	5	John WOOD	SR	5.20m	17-¾	1/28/12	12	2.40	14.40
▶ HEPT	9	Joseph HLETKO	JR	4,161	1/13/12	6	0.39	6.39	
▶ HEPT	19	John REASOR	JR	3,919	1/13/12	0.6	0.00	0.60	
Scored bests come from PRE-SEASON DATA									
▶ 400m	2	Dan BENTON	JR	48.27	3/12/11	18	2.19	20.19	
▶ 400m	18	Randal ELLISON	JR	49.55	3/4/11	0.7	0.35	1.05	
▶ 400m	34	Jon CARON	JR	49.82	2/18/11		0.09	0.09	
▶ Mile	16	Matt BRINKMEIER	JR	4:14.07	3/4/11	0.9	0.27	1.17	
▶ 5000m	7	Neal KLEIN	SR	14:31.36	2/4/11	8	1.20	9.20	
▶ 5000m	9	Dan KERLEY	JR	14:34.94	2/25/11	6	0.90	6.90	
▶ PV	1	Peter GERAGHTY	JR	5.32m	17-5½	3/12/11	20	3.43	23.43
▶ PV	3	Thomas STACEY	JR	5.22m	17-1½	3/12/11	16	2.57	18.57
▶ LJ	20	Zach HEERSPINK	JR	6.98m	22-11	1/14/11	0.5	0.04	0.54
▶ SP	7	Robert KAPUSTKA	SR	16.45m	53-11½	2/12/11	8	0.70	8.70
▶ WT	4	Robert KAPUSTKA	SR	19.35m	63-6	3/12/11	14	2.36	16.36
Team Total								180.78	

2 UW-La Crosse unch

Wisconsin Intercollegiate Athletic Conference

Event	Scrd As	Athlete	Yr	Scored Mark	Date	Pl. Pts.	Bonus	TOTAL	
Scored bests come from CURRENT season									
▶ 400m	4	Aric HOESHEN	JR	48.55	1/27/12	14	1.71	15.71	
▶ PV	28	Jeffery HILL	FR	4.65m	15-3	1/21/12	0.1	0.00	0.10
▶ TJ	2	Isaac VAZQUEZ	JR	15.08m	49-5½	1/21/12	18	2.61	20.61
▶ SP	1	Andy NOVAK	SR	18.00m	59-¾	1/21/12	20	4.50	24.50
▶ SP	22	John COOPER	SO	15.79m	51-9½	1/28/12	0.4	0.00	0.40
▶ WT	22	John COOPER	SO	17.57m	57-7½	1/21/12	0.4	0.00	0.40
Scored bests come from PRE-SEASON DATA									
▶ 60m	11	Jared SITTE	SR	6.93	2/25/11	4	0.57	4.57	
▶ 400m	9	Paul YERHOT	SR	49.28	3/12/11	6	0.64	6.64	
▶ 800m	27	Sean ROYER	SO	1:55.17	2/25/11	0.15	0.11	0.26	
▶ 800m	30	Bruce SCHMITZ	JR	1:55.44	2/10/11	0.02	0.04	0.06	
▶ Mile	10	David STILIN	JR	4:11.94	1/29/11	5	0.68	5.68	
▶ 5000m	4	David STILIN	JR	14:29.41	3/12/11	14	1.42	15.42	
▶ 4x400	4			3:17.82	2/10/11	11	1.81	12.81	
▶ DMR	9			9:59.31	3/5/11	2	1.03	3.03	
▶ HJ	20	Nick STONE	SR	2.00m	6-6½	2/18/11	0.5	0.00	0.50
▶ PV	8	Jeremiah BURISH	SR	4.91m	16-1½	3/5/11	7	0.61	7.61
▶ PV	13	David PERGANDE	JR	4.80m	15-9	2/10/11	2	0.14	2.14
▶ PV	27	Rob ROHE	SO	4.66m	15-3½	3/5/11	0.15	0.00	0.15
▶ LJ	3	Isaac VAZQUEZ	JR	7.32m	24-¾	2/25/11	16	2.51	18.51
▶ LJ	12	Kellen MCCRARY	SR	7.11m	23-4	3/12/11	3	0.57	3.57
▶ LJ	17	Troy BROOKS	JR	7.00m	22-11½	2/4/11	0.8	0.12	0.92
▶ TJ	8	Kellen MCCRARY	SR	14.59m	47-10½	2/4/11	7	0.84	7.84
Team Total								151.45	

"Scrd As", short for "Scored As", Standing used for place points portion of performance's score combining preseason data (when applied) to current season data

Numbers in BLACK are both the performance's actual NCAA rank AND "scored as" rank Numbers in RED indicate actual NCAA rank does not exist or is worse than "scored as" rank Numbers in BLUE indicate actual NCAA rank is better than "scored as" rank

USTFCCCA Non-Member

Non-Member Schools Will NOT be ranked, beginning Week 2



USTFCCCA NCAA Division III National Team Rankings

2012 Indoor Track & Field, Week #2

as of 1/31/2012 11:52:17 AM

D denotes multiple-event rule in affect
Only those who score >0.01 pts are shown

MEN

3



UW-Oshkosh

Wisconsin Intercollegiate Athletic Conference

unch

Event	Scrd As	Athlete	Yr	Scored Mark	Date	Pl. Pts.	Bonus	TOTAL
Scored bests come from CURRENT season								
400m	15	Reid ZANOYA	FR	49.48	1/27/12	1	0.42	1.42
400m	35	John CEJKA	JR	49.83	1/27/12		0.08	0.08
SP	2	Nick BAATZ	JR	17.93m	58-10	18	4.30	22.30
SP	7	Lewis PRIOR	JR	16.45m	53-11½	8	0.70	8.70
WT	1	Ben LUDTKE	SR	20.24m	66-5	20	4.83	24.83
WT	2	Pete DELZER	JR	19.75m	64-9¾	18	3.40	21.40
WT	9	Lewis PRIOR	JR	18.45m	60-6½	6	0.56	6.56
WT	16	Nick BAATZ	JR	18.02m	59-1½	0.9	0.06	0.96
HEPT	13	Jake DICKMANN	JR	4,107	1/27/12	2	0.19	2.19
Scored bests come from PRE-SEASON DATA								
5000m	10	Nate STYMIEST	SR	14:37.76	2/4/11	5	0.70	5.70
4x400	7			3:18.29	3/5/11	4	1.44	5.44
DMR	3			9:55.45	3/5/11	14	1.90	15.90
HJ	20	Lukey KLITZ	JR	2.00m	6-6¾	0.5	0.00	0.50
LJ	13	Blaise DUELING	JR	7.04m	23-1¼	2	0.28	2.28
LJ	30	Alan GERMAN	SR	6.91m	22-8	0.02	0.00	0.02
TJ	17	Lukey KLITZ	JR	14.28m	46-10¾	0.8	0.16	0.96
SP	5	Pete DELZER	JR	16.84m	55-3	12	1.46	13.46
Team Total								132.70

5



McMurry

American Southwest Conference

▼ 1

Event	Scrd As	Athlete	Yr	Scored Mark	Date	Pl. Pts.	Bonus	TOTAL
Scored bests come from CURRENT season								
60m	1	Kenneth TURNER	JR	6.81	1/13/12	20	1.99	21.99
60m	21	Trevon ODOM	JR	6.97	1/13/12	0.45	0.24	0.69
H60m	12	Junior SAINT PREUX	FR	8.32	1/20/12	3	0.46	3.46
LJ	18	Gavan BASS	SR	6.99m	22-11¼	0.7	0.08	0.78
TJ	25	Dillion WILKINS	FR	14.08m	46-2½	0.25	0.00	0.25
Scored bests come from PRE-SEASON DATA								
400m	5	Kevin CUNNINGHAM	SR	48.67	3/4/11	12	1.51	13.51
4x400	2			3:17.17	3/4/11	17	2.32	19.32
PV	17	Brock STEINBOCK	JR	4.79m	15-8¾	0.8	0.11	0.91
SP	6	Paul DAVIS	SO	16.82m	55-2¾	10	1.42	11.42
Team Total								72.34

4



Amherst

New England Small College Athletic Conference

▲ 2

Event	Scrd As	Athlete	Yr	Scored Mark	Date	Pl. Pts.	Bonus	TOTAL
Scored bests come from CURRENT season								
Mile	30	Ben SCHEETZ	SR	4:15.77	1/14/12	0.02	0.05	0.07
Scored bests come from PRE-SEASON DATA								
400m	1	Ben SCHEETZ	SR	47.97	2/11/11	20	2.71	22.71
800m	1	Ben SCHEETZ	SR	1:48.68	2/25/11	20	3.90	23.90
4x400	9			3:18.67	2/25/11	2	1.15	3.15
DMR	1			9:52.11	2/11/11	20	2.65	22.65
Team Total								72.49

"Scrd As", short for "Scored As", Standing used for place points portion of performance's score combining preseason data (when applied) to current season data

Numbers in BLACK are both the performance's actual NCAA rank AND "scored as" rank Numbers in RED indicate actual NCAA rank does not exist or is worse than "scored as" rank Numbers in BLUE indicate actual NCAA rank is better than "scored as" rank

USTFCCCA Non-Member

Non-Member Schools Will NOT be ranked, beginning Week 2



USTFCCCA NCAA Division III National Team Rankings

2012 Indoor Track & Field, Week #2

as of 1/31/2012 11:52:17 AM

D denotes multiple-event rule in affect
Only those who score >0.01 pts are shown

MEN

6



UW-Whitewater

Wisconsin Intercollegiate Athletic Conference

▼ 1

Event	Scrd As	Athlete	Yr	Scored Mark	Date	Pl. Pts.	Bonus	TOTAL
Scored bests come from CURRENT season								
▶ 60m	14	Moriarty BROWN-GRIFFIN	SO	6.94	1/14/12	1.5	0.49	1.99
▶ 60m	26	Dylan CRAFTON	SO	6.98	1/28/12	0.2	0.16	0.36
▶ 400m	20	Matt SANTAS	SO	49.60	1/14/12	0.5	0.29	0.79
▶ H60m	20	Mike JUDD	FR	8.36	1/14/12	0.5	0.21	0.71
▶ LJ	2	Dave KUCZYNSKI	JR	7.34m	24-1 1/14/12	18	2.75	20.75
▶ WT	19	Jordan MILLER	SR	17.82m	58-5 1/28/12	0.6	0.00	0.60
Scored bests come from PRE-SEASON DATA								
▶ 60m	6	Nick BEE	SO	6.87	3/12/11	10	1.23	11.23
▶ 60m	21	C.J. MILLER	JR	6.97	3/4/11	0.45	0.24	0.69
▶ 60m	26	Nick MILLER	SO	6.98	1/22/11	0.2	0.16	0.36
▶ 400m	28	Pete SCHROEDER	SR	49.74	2/25/11	0.1	0.14	0.24
▶ 800m	14	Jeremie BOGARD	JR	1:54.38	1/22/11	1.5	0.29	1.79
▶ Mile	27	Jeremie BOGARD	JR	4:15.57	3/4/11	0.15	0.08	0.23
▶ Mile	30	Mathias WERVE	SR	4:15.77	3/4/11	0.02	0.05	0.07
▶ H60m	25	Marcus SMITH	JR	8.39	2/25/11	0.25	0.09	0.34
▶ 4x400	12			3:19.28	3/4/11	0.8	0.68	1.48
▶ DMR	12			9:59.79	2/19/11	0.8	0.93	1.73
▶ HJ	10	Travis MOREHOUSE	SR	2.05m	6-8 1/2 2/25/11	5	0.60	5.60
▶ LJ	13	Cory ZAESKE	SO	7.04m	23-1 1/2 1/22/11	2	0.28	2.28
▶ LJ	22	Marcus SMITH	JR	6.95m	22-9 1/2 2/19/11	0.4	0.00	0.40
▶ TJ	3	Marcus SMITH	JR	15.03m	49-3 1/2 2/4/11	16	2.38	18.38
▶ SP	27	Loussaint MINETT	SO	15.61m	51-2 1/2 3/4/11	0.15	0.00	0.15
Team Total								70.19

7



SUNY Geneseo

State University of New York Athletic Conference

unch

Event	Scrd As	Athlete	Yr	Scored Mark	Date	Pl. Pts.	Bonus	TOTAL
Scored bests come from CURRENT season								
▶ 800m	20	Chris CARTER	JR	1:54.68	1/27/12	0.5	0.22	0.72
▶ Mile	12	Eddie NOVARA	SR	4:12.41	1/14/12	3	0.56	3.56
▶ Mile	23	Alex BRIMSTEIN	JR	4:15.13	1/27/12	0.35	0.13	0.48
▶ LJ	5	Wenley LOUIS	SR	7.24m	23-9 1/27/12	12	1.60	13.60
Scored bests come from PRE-SEASON DATA								
▶ Mile	6	Lee BERUBE	SR	4:10.15	1/28/11	10	1.14	11.14
▶ Mile	24	Tom CLARK	JR	4:15.14	1/28/11	0.3	0.13	0.43
▶ 5000m	3	Lee BERUBE	SR	14:23.89	12/4/10	16	2.02	18.02
▶ 5000m	18	Eddie NOVARA	SR	14:45.90	1/28/11	0.7	0.24	0.94
▶ DMR	4			9:56.21	1/28/11	11	1.73	12.73
▶ LJ	18	Nwana OKAFOR	SR	6.99m	22-11 1/2 2/26/11	0.7	0.08	0.78
Team Total								62.41

8



Haverford

Centennial Conference

▲ 8

Event	Scrd As	Athlete	Yr	Scored Mark	Date	Pl. Pts.	Bonus	TOTAL
Scored bests come from CURRENT season								
▶ 800m	12	Tim SCHUCH	SR	1:54.11	1/20/12	3	0.37	3.37
▶ 800m	18	Eric ARNOLD	SR	1:54.60	1/20/12	0.7	0.24	0.94
▶ 800m	28	Andrew GOLATO	SR	1:55.25	1/20/12	0.1	0.09	0.19
▶ Mile	25	Andrew GOLATO	SR	4:15.33	1/27/12	0.25	0.11	0.36
▶ 5000m	2	Jordan SCHILIT	JR	14:16.37	1/27/12	18	2.87	20.87
▶ 5000m	17	Chris STADLER	SO	14:45.75	1/27/12	0.8	0.24	1.04
▶ 5000m	24	Brian SOKAS	SO	14:49.35	1/27/12	0.3	0.12	0.42
▶ 5000m	28	Peter KISSIN	JR	14:51.14	1/27/12	0.1	0.05	0.15
▶ 5000m	29	Faraz SOHAIL	SR	14:51.46	1/27/12	0.05	0.04	0.09
▶ 5000m	31	Andrew STURNER	SR	14:52.11	1/27/12		0.02	0.02
Scored bests come from PRE-SEASON DATA								
▶ Mile	4	Tim SCHUCH	SR	4:09.03	1/28/11	14	1.57	15.57
▶ Mile	7	Ivo MILIC-STRKALJ	JR	4:10.18	1/28/11	8	1.13	9.13
▶ Mile	15	Eric ARNOLD	SR	4:13.65	1/28/11	1	0.32	1.32
▶ DMR	8			9:59.01	2/19/11	3	1.10	4.10
Team Total								57.58

"Scrd As", short for "Scored As", Standing used for place points portion of performance's score combining preseason data (when applied) to current season data

Numbers in BLACK are both the performance's actual NCAA rank AND "scored as" rank Numbers in RED indicate actual NCAA rank does not exist or is worse than "scored as" rank Numbers in BLUE indicate actual NCAA rank is better than "scored as" rank

USTFCCCA Non-Member

Non-Member Schools Will NOT be ranked, beginning Week 2



USTFCCCA NCAA Division III National Team Rankings

2012 Indoor Track & Field, Week #2

as of 1/31/2012 11:52:18 AM

D

denotes multiple-event rule in affect

Only those who score >0.01 pts are shown

MEN

9



Wabash

North Coast Athletic Conference

unch

Event	Scrd As	Athlete	Yr	Scored Mark	Date	Pl. Pts.	Bonus	TOTAL
Scored bests come from CURRENT season								
▶ Mile	1	Kevin MCCARTHY	SR	4:06.58	12/9/11	20	2.53	22.53
▶ 5000m	26	Kevin MCCARTHY	SR	14:50.79	1/28/12	0.2	0.07	0.27
▶ H60m	24	Nathan MUELLER	Se	8.38	1/21/12	0.3	0.13	0.43
▶ DMR	16	Hruskovich, Haley, Waterman, McCarthy		10:03.35	1/27/12	0.4	0.28	0.68
Scored bests come from PRE-SEASON DATA								
▶ 800m	2	Jake WATERMAN	JR	1:50.87	2/26/11	18	2.24	20.24
▶ 800m	5	Kevin MCCARTHY	SR	1:52.03	2/26/11	12	1.38	13.38
Team Total						57.52		

12



Nebraska Wesleyan

Great Plains Athletic Conference

▲ 6

Event	Scrd As	Athlete	Yr	Scored Mark		Date	Pl. Pts.	Bonus	TOTAL
Scored bests come from CURRENT season									
▶ 400m	11	John KERSENBROCK	JR	49.39		1/20/12	4	0.52	4.52
▶ HJ	2	Tommie BARDSLEY	FR	2.10m	6-10%	1/27/12	18	2.35	20.35
▶ LJ	9	John KERSENBROCK	JR	7.15m	23-5%	1/27/12	6	0.88	6.88
▶ HEPT	28	Leland PROCELL	SR	3,721		1/27/12	0.1	0.00	0.10
Scored bests come from PRE-SEASON DATA									
▶ PV	11	Jay WALL	SR	4.87m	15-11%	3/12/11	4	0.38	4.38
▶ LJ	6	Jack CHATELAIN	JR	7.22m	23-8%	1/28/11	10	1.44	11.44
▶ TJ	20	Jack CHATELAIN	JR	14.22m	46-8	2/26/11	0.5	0.07	0.57
Team Total									48.24

10



Wartburg

Iowa Intercollegiate Athletic Conference

▲ 2

Event	Scrd As	Athlete	Yr	Scored Mark		Date	Pl. Pts.	Bonus	TOTAL
Scored bests come from CURRENT season									
▶ H60m	12	Larry JOHNSON	JR	8.32		1/20/12	3	0.46	3.46
▶ LJ	10	Jonas ELUSME	SO	7.12m	23-4%	1/27/12	5	0.65	5.65
▶ HEPT	8	Tate DEMEULENAERE	JR	4,193		1/27/12	7	0.59	7.59
Scored bests come from PRE-SEASON DATA									
▶ HJ	2	Jonas ELUSME	SO	2.10m	6-10%	1/28/11	18	2.35	20.35
▶ HJ	10	Jordan SATHOFF	SR	2.05m	6-8%	3/4/11	5	0.60	5.60
▶ LJ	7	Wendell BOOTH	JR	7.19m	23-7%	2/25/11	8	1.20	9.20
Team Total									51.86

11



Central (Iowa)

Iowa Intercollegiate Athletic Conference

▼ 1

Event	Scrd As	Athlete	Yr	Scored Mark	Date	Pl. Pts.	Bonus	TOTAL
Scored bests come from PRE-SEASON DATA								
▶ 400m	14	Kyle WOOD	SR	49.47	3/5/11	1.5	0.43	1.93
▶ 800m	17	Ben SCHORNACK	JR	1:54.59	3/5/11	0.8	0.24	1.04
▶ H60m	29	Ethan MILLER	SR	8.42	2/4/11	0.05	0.00	0.05
▶ HJ	1	Ethan MILLER	SR	2.11m	6-11 3/12/11	20	2.79	22.79
▶ LJ	1	Ethan MILLER	SR	7.36m	24-1% 2/25/11	20	2.98	22.98
▶ WT	23	Tyler CROUSE	SR	17.53m	57-6% 2/11/11	0.35	0.00	0.35
Team Total								49.15

13



St. Thomas (Minn.)

Minnesota Intercollegiate Athletic Conference

▼ 5

Event	Scrd As	Athlete	Yr	Scored Mark	Date	Pl. Pts.	Bonus	TOTAL	
Scored bests come from CURRENT season									
▶ 60m	18	Cody JERABEK	JR	6.95	1/28/12	0.7	0.41	1.11	
▶ 800m	3	Mike HUTTON	JR	1:50.91	1/20/12	16	2.21	18.21	
HJ	8	Eyo EKPO	SO	2.07m	6-9%	1/20/12	7	1.18	8.18
▶ WT	29	Bryan THELL	SO	16.85m	55-3%	1/28/12	0.05	0.00	0.05
Scored bests come from PRE-SEASON DATA									
▶ Mile	13	Ben SATHRE	SR	4:12.44	2/18/11	2	0.56	2.56	
▶ 5000m	6	Ben SATHRE	SR	14:29.84	3/12/11	10	1.37	11.37	
4x400	13			3:19.50	2/18/11	0.7	0.56	1.26	
▶ TJ	10	Eyo EKPO	JR	14.47m	47-5%	3/4/11	5	0.48	5.48
Team Total								48.22	

"Scrd As", short for "Scored As", Standing used for place points portion of performance's score combining preseason data (when applied) to current season data

Numbers in BLACK are both the performance's actual NCAA rank AND "scored as" rank Numbers in RED indicate actual NCAA rank does not exist or is worse than "scored as" rank Numbers in BLUE indicate actual NCAA rank is better than "scored as" rank

USTFCCCA Non-Member

Non-Member Schools Will NOT be ranked, beginning Week 2



USTFCCCA NCAA Division III National Team Rankings

2012 Indoor Track & Field, Week #2

as of 1/31/2012 11:52:18 AM

D

denotes multiple-event rule in affect

Only those who score >0.01 pts are shown

MEN

14



MIT

New England Women's & Men's Athletic Conference

3

Event	Scrd As	Athlete	Yr	Scored Mark	Date	Pl. Pts.	Bonus	TOTAL
Scored bests come from CURRENT season								
800m	29	Chadd KIGGINS	FR	1:55.39	1/27/12	0.05	0.06	0.11
800m	33	Samuel PARKER	FR	1:55.56	1/27/12		0.02	0.02
Scored bests come from PRE-SEASON DATA								
800m	9	Patrick MARX	JR	1:53.09	2/11/11	6	0.86	6.86
DMR	2			9:55.13	2/11/11	17	1.97	18.97
PV	6	Nathan PETERSON	SR	5.12m	16-9½	10	1.84	11.84
WT	7	Chinedum UMACHI	SR	18.59m	61-0	8	0.84	8.84
Team Total								46.64

15



Christopher Newport

USA South Athletic Conference

11

Event	Scrd As	Athlete	Yr	Scored Mark	Date	Pl. Pts.	Bonus	TOTAL
Scored bests come from CURRENT season								
HJ	4	Richard ROETHEL	JR	2.09m	6-10¾	14	1.92	15.92
HEPT	1	Richard ROETHEL	JR	5,014	1/20/12	20	7.63	27.63
HEPT	25	Troy NEWCOMER	FR	3,753	1/20/12	0.25	0.00	0.25
Team Total								43.80

16



UW-Platteville

Wisconsin Intercollegiate Athletic Conference

3

Event	Scrd As	Athlete	Yr	Scored Mark	Date	Pl. Pts.	Bonus	TOTAL
Scored bests come from CURRENT season								
60m	14	Aaron HRUBES	JR	6.94	1/21/12	1.5	0.49	1.99
400m	15	Ben FARRELL	JR	49.48	1/28/12	1	0.42	1.42
H60m	7	TJ VALLEY	SO	8.23	1/28/12	8	1.19	9.19
HJ	15	Ace MCCARTY	SO	2.03m	6-8	1	0.30	1.30
Scored bests come from PRE-SEASON DATA								
60m	26	Lynn OYAWIRI	SR	6.98	2/12/11	0.2	0.16	0.36
800m	10	Patrick KLEIN	SR	1:53.69	2/12/11	5	0.57	5.57
Mile	2	Patrick KLEIN	SR	4:06.85	1/28/11	18	2.42	20.42
H60m	15	Aaron LOFERSKI	JR	8.33	3/5/11	1	0.39	1.39
SP	23	Jake WIEDERHOLT	JR	15.69m	51-5¾	0.35	0.00	0.35
Team Total								41.99

17



UW-Eau Claire

Wisconsin Intercollegiate Athletic Conference

4

Event	Scrd As	Athlete	Yr	Scored Mark	Date	Pl. Pts.	Bonus	TOTAL
Scored bests come from CURRENT season								
60m	11	Thurgood DENNIS	FR	6.93	1/28/12	4	0.57	4.57
400m	29	Cody PRINCE	FR	49.75	1/21/12	0.05	0.13	0.18
SP	11	Joe LILEK	SR	16.17m	53-¾	4	0.27	4.27
SP	30	Tyler GENOVESE	SR	15.56m	51-¾	0.02	0.00	0.02
WT	3	Tony SIGRIST	SR	19.69m	64-7¾	16	3.22	19.22
WT	15	Tyler GENOVESE	SR	18.14m	59-6¾	1	0.18	1.18
Scored bests come from PRE-SEASON DATA								
400m	25	Patrick MACKIN	SR	49.68	2/25/11	0.25	0.20	0.45
5000m	8	Thomas BREITBACH	SR	14:33.59	3/12/11	7	1.00	8.00
4x400	15			3:20.23	3/5/11	0.5	0.19	0.69
DMR	10			9:59.45	3/5/11	1	1.00	2.00
HJ	20	Bart MESTELLE	SR	2.00m	6-6¾	0.5	0.00	0.50
SP	20	Tony SIGRIST	SR	15.83m	51-11¾	0.5	0.00	0.50
Team Total								41.58

18



Methodist

USA South Athletic Conference

3

Event	Scrd As	Athlete	Yr	Scored Mark	Date	Pl. Pts.	Bonus	TOTAL
Scored bests come from CURRENT season								
LJ	8	Lincoln CARR	JR	7.18m	23-6¾	7	1.12	8.12
Scored bests come from PRE-SEASON DATA								
LJ	10	Pierson SINGLETON	JR	7.12m	23-4¾	5	0.65	5.65
TJ	1	Lincoln CARR	JR	15.67m	51-5	20	5.23	25.23
Team Total								39.00

"Scrd As", short for "Scored As", Standing used for place points portion of performance's score combining preseason data (when applied) to current season data

Numbers in BLACK are both the performance's actual NCAA rank AND "scored as" rank Numbers in RED indicate actual NCAA rank does not exist or is worse than "scored as" rank Numbers in BLUE indicate actual NCAA rank is better than "scored as" rank

USTFCCCA Non-Member

Non-Member Schools Will NOT be ranked, beginning Week 2



USTFCCCA NCAA Division III National Team Rankings

2012 Indoor Track & Field, Week #2

as of 1/31/2012 11:52:18 AM

D

denotes multiple-event rule in affect

Only those who score >0.01 pts are shown

MEN

19



Tufts

New England Small College Athletic Conference

▼ 2

Event	Scrd As	Athlete	Yr	Scored Mark	Date	Pl. Pts.	Bonus	TOTAL
Scored bests come from CURRENT season								
► Mile	32	Connor ROSE	SR	4:15.85	1/27/12		0.04	0.04
► 5000m	31	Matt RAND	JR	14:52.11	12/3/11		0.02	0.02
► PV	22	Brad NAKANISHI	JR	4.72m 15-5½	1/8/12	0.4	0.00	0.40
► HEPT	4	Michael BLAIR	JR	4,346	1/20/12	14	1.54	15.54
Scored bests come from PRE-SEASON DATA								
► 800m	7	Jeff MARVEL	JR	1:52.72	2/25/11	8	1.04	9.04
► 800m	8	Connor ROSE	SR	1:53.04	2/25/11	7	0.89	7.89
► Mile	35	Sam HANEY	JR	4:15.98	2/25/11		0.03	0.03
► DMR	15			10:01.46	3/5/11	0.5	0.56	1.06
Team Total								34.02

22



Rose-Hulman

Heartland Collegiate Athletic Conference

▼ 2

Event	Scrd As	Athlete	Yr	Scored Mark	Date	Pl. Pts.	Bonus	TOTAL
Scored bests come from CURRENT season								
► H60m	3	Sutton COLEMAN	SR	8.12	1/28/12	16	2.43	18.43
► PV	19	Collin CROWSON	JR	4.75m 15-7	1/28/12	0.6	0.00	0.60
Scored bests come from PRE-SEASON DATA								
► 60m	6	Jeremiah EDWARDS	SR	6.87	3/5/11	10	1.23	11.23
Team Total								30.26

23



Bates

New England Small College Athletic Conference

▼ 9

Event	Scrd As	Athlete	Yr	Scored Mark	Date	Pl. Pts.	Bonus	TOTAL
Scored bests come from CURRENT season								
► 800m	26	James LEPAGE	JR	1:55.00	1/27/12	0.2	0.15	0.35
► SP	3	David PLESS	JR	17.32m 56-10	1/20/12	16	2.56	18.56
► WT	13	David PLESS	JR	18.21m 59-9	1/27/12	2	0.25	2.25
► HEPT	12	Eric WAINMAN	FR	4,109	1/20/12	3	0.19	3.19
► HEPT	18	David HARDISON	JR	3,965	1/20/12	0.7	0.00	0.70
Scored bests come from PRE-SEASON DATA								
► Mile	18	Nick BARRON	JR	4:14.38	2/11/11	0.7	0.23	0.93
► Mile	33	Tully HANNAN	SO	4:15.86	2/5/11		0.04	0.04
► 5000m	13	Noah GRABOYS	SO	14:42.55	2/11/11	2	0.36	2.36
► 5000m	30	Tully HANNAN	SO	14:51.93	2/11/11	0.02	0.03	0.05
► DMR	13			10:00.02	3/4/11	0.7	0.88	1.58
Team Total								30.00

20



UMass Dartmouth

Little East Conference

▲ 11

Event	Scrd As	Athlete	Yr	Scored Mark	Date	Pl. Pts.	Bonus	TOTAL
Scored bests come from CURRENT season								
► 60m	3	Phito GONDRE	FR	6.84	1/27/12	16	1.61	17.61
► HJ	29	Adam JONES	FR	1.99m 6-6½	1/21/12	0.05	0.00	0.05
► LJ	26	Chris PERRY	SO	6.94m 22-9½	1/14/12	0.2	0.00	0.20
► TJ	4	Chris PERRY	SO	14.87m 48-9½	12/10/11	14	1.68	15.68
Scored bests come from PRE-SEASON DATA								
► WT	24	Robert YARBOUGH	SR	17.52m 57-5½	2/18/11	0.3	0.00	0.30
Team Total								33.84

21



Springfield (Mass.)

New England Women's & Men's Athletic Conferen

▲ 2

Event	Scrd As	Athlete	Yr	Scored Mark	Date	Pl. Pts.	Bonus	TOTAL
Scored bests come from CURRENT season								
► 5000m	20	Brian FULLER	SR	14:47.69	12/3/11	0.5	0.17	0.67
► LJ	4	Kevin COYLE	SR	7.30m 23-11½	1/28/12	14	2.28	16.28
Scored bests come from PRE-SEASON DATA								
► 4x400	16			3:20.49	2/25/11	0.4	0.10	0.50
► TJ	5	Kevin COYLE	SR	14.77m 48-5½	3/12/11	12	1.38	13.38
Team Total								30.84

"Scrd As", short for "Scored As", Standing used for place points portion of performance's score combining preseason data (when applied) to current season data

Numbers in BLACK are both the performance's actual NCAA rank AND "scored as" rank Numbers in RED indicate actual NCAA rank does not exist or is worse than "scored as" rank Numbers in BLUE indicate actual NCAA rank is better than "scored as" rank

USTFCCCA Non-Member

Non-Member Schools Will NOT be ranked, beginning Week 2



USTFCCCA NCAA Division III National Team Rankings

2012 Indoor Track & Field, Week #2

as of 1/31/2012 11:52:19 AM

D denotes multiple-event rule in affect
Only those who score >0.01 pts are shown

MEN

24



Buffalo State

State University of New York Athletic Conference

▲ 9

Event	Scrd As	Athlete	Yr	Scored Mark	Date	Pl. Pts.	Bonus	TOTAL
Scored bests come from CURRENT season								
▶ 60m	31	Jalen LAW	SO	6.99	1/20/12		0.08	0.08
▶ 400m	7	James CAMPBELL	SO	49.20	1/27/12	8	0.73	8.73
Scored bests come from PRE-SEASON DATA								
▶ 800m	22	Tim FARGINO	SR	1:54.79	3/4/11	0.4	0.20	0.60
▶ H60m	4	Chris RONES	SO	8.20	3/4/11	14	1.44	15.44
▶ 4x400	11			3:19.10	3/4/11	0.9	0.82	1.72
▶ TJ	13	Jerome WILSON	SR	14.40m	47-3 2/26/11	2	0.34	2.34
▶ TJ	18	Kyle ABRON	SR	14.25m	46-9 2/5/11	0.7	0.11	0.81
Team Total								29.72

25



UW-Stout

Wisconsin Intercollegiate Athletic Conference

▲ 3

Event	Scrd As	Athlete	Yr	Scored Mark	Date	Pl. Pts.	Bonus	TOTAL
Scored bests come from CURRENT season								
▶ PV	13	John NEGUS	SR	4.80m	15-9 1/21/12	2	0.14	2.14
▶ WT	9	Mike LIHRMAN	SO	18.45m	60-6½ 1/28/12	6	0.56	6.56
Scored bests come from PRE-SEASON DATA								
▶ 5000m	15	Tim NELSON	SR	14:43.73	3/5/11	1	0.32	1.32
▶ PV	3	Daniel DREWEK	SR	5.22m	17-1½ 3/12/11	16	2.57	18.57
Team Total								28.59

26



NYU

University Athletic Association

▼ 1

Event	Scrd As	Athlete	Yr	Scored Mark	Date	Pl. Pts.	Bonus	TOTAL
Scored bests come from CURRENT season								
▶ 60m	26	Jonathan SIMON	FR	6.98	1/13/12	0.2	0.16	0.36
Scored bests come from PRE-SEASON DATA								
▶ 400m	12	Dan MCKINNEY	JR	49.40	2/26/11	3	0.51	3.51
▶ 800m	19	James PATTERSON	JR	1:54.67	3/4/11	0.6	0.22	0.82
▶ Mile	3	Matt TURLIP	SR	4:07.65	2/11/11	16	2.11	18.11
▶ DMR	7			9:57.88	3/4/11	4	1.35	5.35
Team Total								28.16

27



UW-River Falls

Wisconsin Intercollegiate Athletic Conference

▲ 10

Event	Scrd As	Athlete	Yr	Scored Mark	Date	Pl. Pts.	Bonus	TOTAL
Scored bests come from CURRENT season								
▶ TJ	6	Mike SANDLE	FR	14.74m	48-4½ 1/27/12	10	1.29	11.29
Scored bests come from PRE-SEASON DATA								
▶ H60m	9	James BUTLER	JR	8.28	3/5/11	6	0.78	6.78
▶ 4x400	8			3:18.30	3/5/11	3	1.44	4.44
▶ HJ	10	Clai CATTO	SR	2.05m	6-8¾ 3/5/11	5	0.60	5.60
Team Total								28.12

28



Hamline

Minnesota Intercollegiate Athletic Conference

▼ 7

Event	Scrd As	Athlete	Yr	Scored Mark	Date	Pl. Pts.	Bonus	TOTAL
Scored bests come from CURRENT season								
▶ PV	17	Shaise SCHUETTE	JR	4.79m	15-8¾ 1/21/12	0.8	0.11	0.91
Scored bests come from PRE-SEASON DATA								
▶ Mile	19	Jack DIECHERT	SR	4:14.72	2/18/11	0.6	0.19	0.79
▶ Mile	36	Ian CAMPBELL	SR	4:16.03	2/18/11		0.02	0.02
▶ SP	4	Brennan MCKEAG	SR	17.15m	56-3¾ 2/5/11	14	2.07	16.07
▶ WT	8	Andrew SCHLICHTING	SR	18.57m	60-11¼ 3/4/11	7	0.80	7.80
▶ WT	14	Brennan MCKEAG	SR	18.19m	59-8¾ 2/18/11	1.5	0.23	1.73
Team Total								27.32

29



Middlebury

New England Small College Athletic Conference

▲ 24

Event	Scrd As	Athlete	Yr	Scored Mark	Date	Pl. Pts.	Bonus	TOTAL
Scored bests come from CURRENT season								
▶ 5000m	1	Michael SCHMIDT	SR	14:13.90	1/27/12	20	3.14	23.14
▶ 5000m	14	Jack DAVIES	JR	14:43.53	1/27/12	1.5	0.32	1.82
Scored bests come from PRE-SEASON DATA								
▶ DMR	11			9:59.47	3/4/11	0.9	1.00	1.90
Team Total								26.87

"Scrd As", short for "Scored As", Standing used for place points portion of performance's score combining preseason data (when applied) to current season data

Numbers in BLACK are both the performance's actual NCAA rank AND "scored as" rank Numbers in RED indicate actual NCAA rank does not exist or is worse than "scored as" rank Numbers in BLUE indicate actual NCAA rank is better than "scored as" rank

USTFCCCA Non-Member

Non-Member Schools Will NOT be ranked, beginning Week 2



USTFCCCA NCAA Division III National Team Rankings

2012 Indoor Track & Field, Week #2

as of 1/31/2012 11:52:20 AM

D denotes multiple-event rule in affect
Only those who score >0.01 pts are shown

MEN

30



Case Western Reserve ▼ 3

University Athletic Association

Event	Scrd As	Athlete	Yr	Scored Mark	Date	Pl. Pts.	Bonus	TOTAL
Scored bests come from CURRENT season								
▶ HEPT	2	Michael COHARA	JR	4,523	12/10/11	18	3.14	21.14
Scored bests come from PRE-SEASON DATA								
▶ H60m	10	Matt JURCAK	SR	8.31	1/22/11	5	0.54	5.54
Team Total								26.69

31



Whitworth ▲ 44

Northwest Conference

Event	Scrd As	Athlete	Yr	Scored Mark	Date	Pl. Pts.	Bonus	TOTAL
Scored bests come from CURRENT season								
▶ SP	10	Carter COMITO	SO	16.36m 53-8½	1/27/12	5	0.53	5.53
▶ SP	16	Samuel WRIGHT	SO	15.96m 52-4½	1/27/12	0.9	0.06	0.96
▶ HEPT	5	Luke MATHEWS	JR	4,345	1/27/12	12	1.53	13.53
▶ HEPT	11	Stephen COOPER	SO	4,110	1/27/12	4	0.20	4.20
Scored bests come from PRE-SEASON DATA								
▶ HJ	16	Frank LIMA	JR	2.02m 6-7½	3/5/11	0.9	0.15	1.05
Team Total								25.27

32



UW-Stevens Point ▼ 10

Wisconsin Intercollegiate Athletic Conference

Event	Scrd As	Athlete	Yr	Scored Mark	Date	Pl. Pts.	Bonus	TOTAL
Scored bests come from CURRENT season								
▶ 800m	15	Dan SULLIVAN	SO	1:54.47	1/21/12	1	0.27	1.27
Scored bests come from PRE-SEASON DATA								
▶ 60m	14	Babatunde AWOSIKA	SO	6.94	1/22/11	1.5	0.49	1.99
▶ Mile	21	Dan SULLIVAN	SO	4:14.87	2/25/11	0.45	0.17	0.62
▶ 4x400	6			3:18.19	3/5/11	6	1.52	7.52
▶ HJ	6	Zach MIXDORF	SO	2.08m 6-9½	3/5/11	10	1.49	11.49
▶ HJ	20	Brian THILL	SR	2.00m 6-6½	2/5/11	0.5	0.00	0.50
▶ SP	17	Jesse KLOTZ	JR	15.91m 52-2½	1/28/11	0.8	0.01	0.81
Team Total								24.20

33



Dubuque ▼ 3

Iowa Intercollegiate Athletic Conference

Event	Scrd As	Athlete	Yr	Scored Mark	Date	Pl. Pts.	Bonus	TOTAL
Scored bests come from CURRENT season								
▶ LJ	22	Christopher WATSON	FR	6.95m 22-9½	1/21/12	0.4	0.00	0.40
Scored bests come from PRE-SEASON DATA								
▶ 60m	4	Phillip JONES	JR	6.85	3/12/11	14	1.48	15.48
▶ 60m	8	Davivorn DOWE	SR	6.92	3/5/11	7	0.65	7.65
Team Total								23.54

34



Utica ▼ 2

Empire 8 Athletic Conference

Event	Scrd As	Athlete	Yr	Scored Mark	Date	Pl. Pts.	Bonus	TOTAL
Scored bests come from PRE-SEASON DATA								
▶ H60m	1	Joe PRUCKNO	SR	8.10	3/4/11	20	2.68	22.68
▶ SP	18	Breiten BALSCHMITER	SO	15.88m 52-1½	2/25/11	0.7	0.00	0.70
Team Total								23.38

35



Calvin ▼ 11

Michigan Intercollegiate Athletic Association

Event	Scrd As	Athlete	Yr	Scored Mark	Date	Pl. Pts.	Bonus	TOTAL
Scored bests come from CURRENT season								
▶ 5000m	27	Matt VANDER ROEST	JR	14:50.93	1/20/12	0.15	0.06	0.21
▶ SP	11	Aaron MECKES	JR	16.17m 53-¾	1/20/12	4	0.27	4.27
Scored bests come from PRE-SEASON DATA								
▶ Mile	11	Greg WHITTLE	JR	4:11.96	3/4/11	4	0.68	4.68
▶ Mile	27	Nick KRAMER	SR	4:15.57	2/26/11	0.15	0.08	0.23
▶ 5000m	5	Nick KRAMER	SR	14:29.59	3/12/11	12	1.40	13.40
▶ HJ	20	Matt CHRISTIANS	SO	2.00m 6-6½	1/28/11	0.5	0.00	0.50
Team Total								23.28

"Scrd As", short for "Scored As", Standing used for place points portion of performance's score combining preseason data (when applied) to current season data

Numbers in BLACK are both the performance's actual NCAA rank AND "scored as" rank Numbers in RED indicate actual NCAA rank does not exist or is worse than "scored as" rank Numbers in BLUE indicate actual NCAA rank is better than "scored as" rank

USTFCCCA Non-Member

Non-Member Schools Will NOT be ranked, beginning Week 2



USTFCCCA NCAA Division III National Team Rankings

2012 Indoor Track & Field, Week #2

as of 1/31/2012 11:52:21 AM

D denotes multiple-event rule in affect
Only those who score >0.01 pts are shown

MEN

36



Ohio Wesleyan

North Coast Athletic Conference

▼ 7

Event	Scrd As	Athlete	Yr	Scored Mark	Date	Pl. Pts.	Bonus	TOTAL
Scored bests come from PRE-SEASON DATA								
▶ 400m	19	Ethan FREET	JR	49.58	2/25/11	0.6	0.31	0.91
▶ 400m	22	Silas JOLLIFF	JR	49.63	2/25/11	0.4	0.26	0.66
▶ 800m	11	Sharif KRONEMER	SR	1:54.09	2/18/11	4	0.38	4.38
▶ Mile	29	Shane BRANDT	JR	4:15.70	2/18/11	0.05	0.06	0.11
▶ H60m	20	David FRANKLIN	SR	8.36	1/22/11	0.5	0.21	0.71
▶ 4x400	3			3:17.30	2/18/11	14	2.22	16.22
Team Total								23.00

37



Colby

New England Small College Athletic Conference

▼ 3

Event	Scrd As	Athlete	Yr	Scored Mark	Date	Pl. Pts.	Bonus	TOTAL
Scored bests come from PRE-SEASON DATA								
▶ 60m	2	Dominique KONE	JR	6.82	3/12/11	18	1.86	19.86
▶ PV	19	Trent WISEMAN	JR	4.75m 15-7	2/25/11	0.6	0.00	0.60
▶ LJ	22	Dominique KONE	JR	6.95m 22-9½	2/18/11	0.4	0.00	0.40
Team Total								20.86

38



Otterbein

Ohio Athletic Conference

▼ 3

Event	Scrd As	Athlete	Yr	Scored Mark	Date	Pl. Pts.	Bonus	TOTAL
Scored bests come from PRE-SEASON DATA								
▶ H60m	2	Austin CURBOW	SR	8.11	3/12/11	18	2.55	20.55
Team Total								20.55

39



Principia

St. Louis Intercollegiate Athletic Conference

▼ 3

Event	Scrd As	Athlete	Yr	Scored Mark	Date	Pl. Pts.	Bonus	TOTAL
Scored bests come from PRE-SEASON DATA								
▶ 800m	6	Drew CLARK	SR	1:52.34	2/5/11	10	1.23	11.23
▶ Mile	8	Drew CLARK	SR	4:10.59	3/4/11	7	1.03	8.03
Team Total								19.25

40



Augustana (Ill.)

College Conference of Illinois & Wisconsin

▼ 1

Event	Scrd As	Athlete	Yr	Scored Mark	Date	Pl. Pts.	Bonus	TOTAL
Scored bests come from CURRENT season								
▶ HEPT	10	Ethan GALE	JR	4,112	1/27/12	5	0.20	5.20
▶ HEPT	16	Joshua EISENBERG	SO	4,032	1/27/12	0.9	0.00	0.90
▶ HEPT	21	Matt DEETS	SR	3,850	1/27/12	0.45	0.00	0.45
Scored bests come from PRE-SEASON DATA								
▶ 400m	30	Alex RINDONE	JR	49.78	3/5/11	0.02	0.11	0.13
▶ H60m	18	Greg DAVIS	SR	8.35	2/25/11	0.7	0.25	0.95
▶ 4x400	14			3:19.78	2/25/11	0.6	0.42	1.02
▶ HJ	10	Nicholas SINON	SO	2.05m 6-8¾	3/5/11	5	0.60	5.60
▶ SP	29	Phil CHRISTENSEN	SR	15.57m 51-1	3/4/11	0.05	0.00	0.05
▶ WT	12	Phil CHRISTENSEN	SR	18.35m 60-2½	2/25/11	3	0.40	3.40
▶ WT	21	Brian BENNING	SR	17.78m 58-4	2/12/11	0.45	0.00	0.45
Team Total								18.15

41



Washington and Lee

Old Dominion Athletic Conference

▲ 27

Event	Scrd As	Athlete	Yr	Scored Mark	Date	Pl. Pts.	Bonus	TOTAL
Scored bests come from CURRENT season								
▶ HEPT	3	Dillon MYERS	SO	4,394	1/27/12	16	1.96	17.96
Scored bests come from PRE-SEASON DATA								
▶ 400m	39	Alexander TALLMAN	SO	49.96	12/5/10		0.01	0.01
Team Total								17.98

42



Neumann

Colonial States Athletic Conference

▼ 2

Event	Scrd As	Athlete	Yr	Scored Mark	Date	Pl. Pts.	Bonus	TOTAL
Scored bests come from PRE-SEASON DATA								
▶ 400m	3	Brandon BENNETT-GREEN	SO	48.51	3/12/11	16	1.78	17.78
Team Total								17.78

"Scrd As", short for "Scored As", Standing used for place points portion of performance's score combining preseason data (when applied) to current season data

Numbers in BLACK are both the performance's actual NCAA rank AND "scored as" rank Numbers in RED indicate actual NCAA rank does not exist or is worse than "scored as" rank Numbers in BLUE indicate actual NCAA rank is better than "scored as" rank

USTFCCCA Non-Member

Non-Member Schools Will NOT be ranked, beginning Week 2



USTFCCCA NCAA Division III National Team Rankings

2012 Indoor Track & Field, Week #2

as of 1/31/2012 11:52:23 AM

D denotes multiple-event rule in affect
Only those who score >0.01 pts are shown

MEN

43



Messiah

Middle Atlantic Conferences

unch

Event	Scrd As	Athlete	Yr	Scored Mark	Date	Pl. Pts.	Bonus	TOTAL
Scored bests come from CURRENT season								
▶ HEPT	26	Richard PENNISI	SR	3,747	1/28/12	0.2	0.00	0.20
Scored bests come from PRE-SEASON DATA								
▶ 800m	4	Tyler NEWHOOK	SR	1:51.96	3/12/11	14	1.43	15.43
▶ Mile	17	Tyler NEWHOOK	SR	4:14.26	2/26/11	0.8	0.24	1.04
Team Total								16.67

44



Gwynedd-Mercy

Colonial States Athletic Conference

▼ 6

Event	Scrd As	Athlete	Yr	Scored Mark	Date	Pl. Pts.	Bonus	TOTAL
Scored bests come from CURRENT season								
▶ 800m	21	Matt VANDENHENGEL	SR	1:54.73	1/27/12	0.45	0.21	0.66
▶ HJ	4	Justin TURNER	JR	2.09m	6-10 12/10/11	14	1.92	15.92
Team Total								16.58

45



Farmingdale State

Skyline Conference

▼ 4

Event	Scrd As	Athlete	Yr	Scored Mark	Date	Pl. Pts.	Bonus	TOTAL
Scored bests come from CURRENT season								
▶ LJ	16	Alix LAMARRE	JR	7.02m	23- 1/2 1/20/12	0.9	0.20	1.10
▶ LJ	26	Donnell JONES	JR	6.94m	22-9 1/4 1/20/12	0.2	0.00	0.20
▶ WT	25	Edward BROWN	JR	17.50m	57-5 1/2 1/20/12	0.25	0.00	0.25
Scored bests come from PRE-SEASON DATA								
▶ 60m	5	DeShaun THOMAS	SR	6.86	12/8/10	12	1.36	13.36
Team Total								14.91

46



Washington (Mo.)

University Athletic Association

▲ 2

Event	Scrd As	Athlete	Yr	Scored Mark	Date	Pl. Pts.	Bonus	TOTAL
Scored bests come from CURRENT season								
▶ H60m	5	Tyler JACKSON	SR	8.21	1/28/12	12	1.35	13.35
▶ HJ	20	Justin PIEPER	SO	2.00m	6-6 1/4 1/21/12	0.5	0.00	0.50
Scored bests come from PRE-SEASON DATA								
▶ DMR	17			10:05.34	3/4/11	0.3	0.01	0.31
Team Total								14.16

47



Brandeis

University Athletic Association

▲ 52

Event	Scrd As	Athlete	Yr	Scored Mark	Date	Pl. Pts.	Bonus	TOTAL
Scored bests come from CURRENT season								
▶ Mile	5	Chris BROWN	SR	4:09.45	1/22/12	12	1.41	13.41
▶ Mile	34	Taylor DUNDAS	SO	4:15.97	1/27/12		0.03	0.03
Scored bests come from PRE-SEASON DATA								
▶ Mile	22	Devon HOLGATE	SR	4:14.95	2/11/11	0.4	0.16	0.56
Team Total								14.00

48



Mount Union

Ohio Athletic Conference

▼ 1

Event	Scrd As	Athlete	Yr	Scored Mark	Date	Pl. Pts.	Bonus	TOTAL
Scored bests come from CURRENT season								
▶ TJ	9	Sam LUDGOOD	SO	14.52m	47-7 1/2 12/9/11	6	0.63	6.63
▶ SP	23	Sean DONNELLY	FR	15.69m	51-5 1/2 12/9/11	0.35	0.00	0.35
Scored bests come from PRE-SEASON DATA								
▶ SP	9	Sean DENARD	SR	16.37m	53-8 1/2 2/5/11	6	0.55	6.55
Team Total								13.53

49



Rutgers-Newark

New Jersey Athletic Conference

▲ 3

Event	Scrd As	Athlete	Yr	Scored Mark	Date	Pl. Pts.	Bonus	TOTAL
Scored bests come from PRE-SEASON DATA								
▶ H60m	5	Kevon BROWN	JR	8.21	1/7/11	12	1.35	13.35
Team Total								13.35

50



Illinois Wesleyan

College Conference of Illinois & Wisconsin

unch

Event	Scrd As	Athlete	Yr	Scored Mark	Date	Pl. Pts.	Bonus	TOTAL
Scored bests come from PRE-SEASON DATA								
▶ 800m	30	Tyler SAUNDERS	SR	1:55.44	1/29/11	0.02	0.04	0.06
▶ DMR	18			10:05.62	3/4/11	0.2	0.00	0.20
▶ WT	5	Steven KIRK	SR	18.63m	61-1 1/2 3/4/11	12	0.92	12.92
Team Total								13.18

"Scrd As", short for "Scored As", Standing used for place points portion of performance's score combining preseason data (when applied) to current season data

Numbers in BLACK are both the performance's actual NCAA rank AND "scored as" rank Numbers in RED indicate actual NCAA rank does not exist or is worse than "scored as" rank Numbers in BLUE indicate actual NCAA rank is better than "scored as" rank

USTFCCCA Non-Member

Non-Member Schools Will NOT be ranked, beginning Week 2



USTFCCCA NCAA Division III National Team Rankings

2012 Indoor Track & Field, Week #2

as of 1/31/2012 11:52:24 AM

D denotes multiple-event rule in affect
Only those who score >0.01 pts are shown

MEN

51



Wesleyan (Conn.)

9

New England Small College Athletic Conference

Event	Scrd As	Athlete	Yr	Scored Mark	Date	Pl. Pts.	Bonus	TOTAL
Scored bests come from PRE-SEASON DATA								
▶ 5000m	12	Bryan MARSH	JR	14:41.90	2/25/11	3	0.40	3.40
▶ 5000m	21	Skyler CUMMINS	JR	14:47.89	2/25/11	0.45	0.17	0.62
▶ TJ	7	Tommie LARK	SR	14.69m	48-2½ 2/18/11	8	1.14	9.14
Team Total								13.16

54



Wilmington (Ohio)

9

Ohio Athletic Conference

Event	Scrd As	Athlete	Yr	Scored Mark		Date	Pl. Pts.	Bonus	TOTAL
Scored bests come from CURRENT season									
▶ SP	28	Mason METTS	JR	15.60m	51-2¼	1/21/12	0.1	0.00	0.10
Scored bests come from PRE-SEASON DATA									
▶ HJ	6	Braden MCMONIGLE	SR	2.08m	6-9¼	3/12/11	10	1.49	11.49
Team Total								11.59	

52



SUNY Cortland

8

State University of New York Athletic Conference

Event	Scrd As	Athlete	Yr	Scored Mark		Date	Pl. Pts.	Bonus	TOTAL
Scored bests come from CURRENT season									
► PV	7	Ryan PERICOZZI	SR	4.95m	16-2¼	12/10/11	8	0.85	8.85
► HEPT	22	Robert BROWER	JR	3,819		12/3/11	0.4	0.00	0.40
Scored bests come from PRE-SEASON DATA									
► 800m	23	Kyle FITZPATRICK	SR	1:54.80		2/11/11	0.35	0.19	0.54
► 800m	25	Cody AMENGUAL	SO	1:54.97		2/11/11	0.25	0.15	0.40
► 4x400	10			3:18.88		2/11/11	1	0.99	1.99
► LJ	26	Tim SCHEFTIC	SO	6.94m	22-9¼	1/29/11	0.2	0.00	0.20
► TJ	30	Kenny SINCLAIR	SO	14.03m	46-½	2/26/11	0.02	0.00	0.02
Team Total									12.40

55



Stevens

9

Empire 8 Athletic Conference

Event	Scrd As	Athlete	Yr	Scored Mark	Date	Pl. Pts.	Bonus	TOTAL
Scored bests come from CURRENT season								
▶ HEPT	6	Victor SERVITO	JR	4,279	1/6/12	10	1.12	11.12
Team Total								11.12

56



UMass Boston

2

Little East Conference

Event	Scrd As	Athlete	Yr	Scored Mark	Date	Pl. Pts.	Bonus	TOTAL
Scored bests come from CURRENT season								
▶ 400m	13	Kebba NASSO	FR	49.46	1/27/12	2	0.44	2.44
▶ H60m	8	Joshua QUINNIE	FR	8.26	12/10/11	7	0.95	7.95
▶ HJ	19	Tylor HART	FR	2.01m 6-7	1/8/12	0.6	0.00	0.60
Team Total								11.00

53



Williams

4

New England Small College Athletic Conference

Event	Scrd As	Athlete	Yr	Scored Mark		Date	Pl. Pts.	Bonus	TOTAL
Scored bests come from CURRENT season									
▶ WT	17	Rusty COWHER	SR	17.91m	58-9¼	12/3/11	0.8	0.00	0.80
Scored bests come from PRE-SEASON DATA									
▶ 400m	26	Jabulani BLYDEN	JR	49.70		2/25/11	0.2	0.18	0.38
▶ 400m	31	Taylor FITZGERALD	SR	49.79		2/11/11		0.10	0.10
▶ 400m	33	Richard FUSCO	SR	49.80		2/11/11		0.10	0.10
▶ 4x400	5			3:18.12		2/25/11	8	1.58	9.58
▶ TJ	19	Tomas KEARNEY	SR	14.24m	46-8¾	2/5/11	0.6	0.10	0.70
Team Total								11.66	

57



Fitchburg State

56

Massachusetts State Collegiate Athletic Conference

Event	Scrd As	Athlete	Yr	Scored Mark		Date	Pl. Pts.	Bonus	TOTAL
Scored bests come from CURRENT season									
▶ WT	6	Matt MOULO	SR	18.62m	61-1¼	1/28/12	10	0.90	10.90
Team Total									10.90

"Scrd As", short for "Scored As", Standing used for place points portion of performance's score combining preseason data (when applied) to current season data

Numbers in BLACK are both the performance's actual NCAA rank AND "scored as" rank Numbers in RED indicate actual NCAA rank does not exist or is worse than "scored as" rank Numbers in BLUE indicate actual NCAA rank is better than "scored as" rank

USTFCCCA Non-Member

Non-Member Schools Will NOT be ranked, beginning Week 2



USTFCCCA NCAA Division III National Team Rankings

2012 Indoor Track & Field, Week #2

as of 1/31/2012 11:52:25 AM

D denotes multiple-event rule in affect
Only those who score >0.01 pts are shown

MEN

58



Muhlenberg

Centennial Conference

▼ 3

Event	Scrd As	Athlete	Yr	Scored Mark	Date	Pl. Pts.	Bonus	TOTAL
Scored bests come from PRE-SEASON DATA								
400m	6	Peter RICE	SR	49.17	2/19/11	10	0.76	10.76
Team Total								10.76

59



Bowdoin

New England Small College Athletic Conference

▼ 3

Event	Scrd As	Athlete	Yr	Scored Mark	Date	Pl. Pts.	Bonus	TOTAL
Scored bests come from PRE-SEASON DATA								
Mile	20	Matthew HILLARD	SR	4:14.86	2/5/11	0.5	0.17	0.67
Mile	26	Coby HOROWITZ	SO	4:15.40	2/5/11	0.2	0.10	0.30
DMR	5			9:57.39	3/4/11	8	1.46	9.46
Team Total								10.43

60



Marietta

Ohio Athletic Conference

▼ 9

Event	Scrd As	Athlete	Yr	Scored Mark	Date	Pl. Pts.	Bonus	TOTAL
Scored bests come from CURRENT season								
HEPT	7	Jason HOSKINS	SO	4,261	12/10/11	8	1.01	9.01
Team Total								9.01

61



MSOE

Northern Athletics Conference

unch

Event	Scrd As	Athlete	Yr	Scored Mark	Date	Pl. Pts.	Bonus	TOTAL
Scored bests come from PRE-SEASON DATA								
60m	8	Jordan WERNER	JR	6.92	2/26/11	7	0.65	7.65
TJ	21	Aaron CHOATE	SR	14.20m	2/18/11	0.45	0.04	0.49
Team Total								8.14

62



Greenville

St. Louis Intercollegiate Athletic Conference

▼ 5

Event	Scrd As	Athlete	Yr	Scored Mark	Date	Pl. Pts.	Bonus	TOTAL
Scored bests come from CURRENT season								
60m	34	Bruce GRAY	FR	7.00	1/28/12		0.04	0.04
Scored bests come from PRE-SEASON DATA								
60m	11	Brian WHITE	SR	6.93	1/22/11	4	0.57	4.57
H60m	12	Phillip THOMAS	JR	8.32	1/29/11	3	0.46	3.46
Team Total								8.08

63



Guilford

Old Dominion Athletic Conference

▲ 29

Event	Scrd As	Athlete	Yr	Scored Mark	Date	Pl. Pts.	Bonus	TOTAL
Scored bests come from CURRENT season								
60m	8	Johnathan SMITH	SO	6.92	1/27/12	7	0.65	7.65
Team Total								7.65

64



Allegheny

North Coast Athletic Conference

▲ 1

Event	Scrd As	Athlete	Yr	Scored Mark	Date	Pl. Pts.	Bonus	TOTAL
Scored bests come from CURRENT season								
HEPT	29	Nathan TAGGART	FR	3,702	1/27/12	0.05	0.00	0.05
Scored bests come from PRE-SEASON DATA								
400m	31	Taylor THROCKMORTON	SR	49.79	2/11/11		0.10	0.10
DMR	6			9:57.42	2/11/11	6	1.46	7.46
Team Total								7.61

65



Elizabethtown

Middle Atlantic Conferences

▼ 3

Event	Scrd As	Athlete	Yr	Scored Mark	Date	Pl. Pts.	Bonus	TOTAL
Scored bests come from CURRENT season								
Mile	9	Russell SPEIDEN	SR	4:10.62	1/27/12	6	1.02	7.02
Team Total								7.02

"Scrd As", short for "Scored As", Standing used for place points portion of performance's score combining preseason data (when applied) to current season data

Numbers in BLACK are both the performance's actual NCAA rank AND "scored as" rank Numbers in RED indicate actual NCAA rank does not exist or is worse than "scored as" rank Numbers in BLUE indicate actual NCAA rank is better than "scored as" rank

USTFCCCA Non-Member

Non-Member Schools Will NOT be ranked, beginning Week 2



USTFCCCA NCAA Division III National Team Rankings

2012 Indoor Track & Field, Week #2

as of 1/31/2012 11:52:27 AM

D denotes multiple-event rule in affect
Only those who score >0.01 pts are shown

MEN

66



Baldwin-Wallace

Ohio Athletic Conference

▼ 6

Event	Scrd As	Athlete	Yr	Scored Mark		Date	Pl. Pts.	Bonus	TOTAL
Scored bests come from CURRENT season									
▶ PV	10	Brandon EDDY	SO	4.88m	16-0	1/20/12	5	0.44	5.44
▶ SP	19	Mitchell SUPAN	JR	15.85m	52-0	1/27/12	0.6	0.00	0.60
Scored bests come from PRE-SEASON DATA									
▶ SP	25	Zach MARINUCCI	JR	15.64m	51-3½	3/5/11	0.25	0.00	0.25
▶ WT	18	Mitchell SUPAN	JR	17.83m	58-6	3/5/11	0.7	0.00	0.70
Team Total									6.99

67



Moravian

Landmark Conference

▲ 6

Event	Scrd As	Athlete	Yr	Scored Mark	Date	Pl. Pts.	Bonus	TOTAL	
Scored bests come from CURRENT season									
▶ PV	9	Timothy LAYNG	SR	4.90m	16-¾	1/28/12	6	0.55	6.55
Scored bests come from PRE-SEASON DATA									
▶ PV	24	Nicco DALPIAZ	SR	4.70m	15-5	2/5/11	0.3	0.00	0.30
Team Total								6.85	

68



Concordia Moorhead

Minnesota Intercollegiate Athletic Conference

▲ 3

Event	Scrd As	Athlete	Yr	Scored Mark	Date	Pl. Pts.	Bonus	TOTAL
Scored bests come from CURRENT season								
▶ HEPT	14	Brad JOHNSON	JR	4,101	1/28/12	1.5	0.17	1.67
Scored bests come from PRE-SEASON DATA								
▶ 5000m	11	Tom SEDERQUIST	SR	14:40.38	2/10/11	4	0.51	4.51
Team Total								6.18

69



Ohio Northern

Ohio Athletic Conference

▼ 6

Event	Scrd As	Athlete	Yr	Scored Mark		Date	Pl. Pts.	Bonus	TOTAL
Scored bests come from CURRENT season									
▶ WT	28	Joe GUTTER	SR	16.99m	55-9	1/27/12	0.1	0.00	0.10
Scored bests come from PRE-SEASON DATA									
▶ 60m	34	Francisque PIERRE-JEROME	SO	7.00		2/25/11		0.04	0.04
▶ 400m	10	Jacob SCHWAB	SR	49.37		2/25/11	5	0.54	5.54
▶ 4x400	20			3:20.97		2/18/11	0.05	0.00	0.05
Team Total									5.73

70



Defiance

Heartland Collegiate Athletic Conference

▼ 4

Event	Scrd As	Athlete	Yr	Scored Mark		Date	Pl. Pts.	Bonus	TOTAL
Scored bests come from CURRENT season									
▶ SP	15	Tom POSTEMA	FR	16.06m	52-8¼	1/28/12	1	0.16	1.16
▶ WT	11	Tom POSTEMA	FR	18.41m	60-5	1/20/12	4	0.48	4.48
Team Total									5.64

71



Lebanon Valley

Middle Atlantic Conferences

▼ 2

Event	Scrd As	Athlete	Yr	Scored Mark	Date	Pl. Pts.	Bonus	TOTAL
Scored bests come from PRE-SEASON DATA								
▶ H60m	10	Jerome DUNCAN	SR	8.31	3/4/11	5	0.54	5.54
Team Total								5.54

72



Stockton

New Jersey Athletic Conference

▼ 2

Event	Scrd As	Athlete	Yr	Scored Mark	Date	Pl. Pts.	Bonus	TOTAL	
Scored bests come from PRE-SEASON DATA									
▶ 60m	21	Chris COLLINS	SR	6.97	3/4/11	0.45	0.24	0.69	
▶ TJ	11	Ben HAMMOND	SR	14.46m	47-5½	3/4/11	4	0.45	4.45
Team Total								5.15	

"Scrd As", short for "Scored As", Standing used for place points portion of performance's score combining preseason data (when applied) to current season data

Numbers in BLACK are both the performance's actual NCAA rank AND "scored as" rank Numbers in RED indicate actual NCAA rank does not exist or is worse than "scored as" rank Numbers in BLUE indicate actual NCAA rank is better than "scored as" rank

USTFCCCA Non-Member

Non-Member Schools Will NOT be ranked, beginning Week 2



USTFCCCA NCAA Division III National Team Rankings

2012 Indoor Track & Field, Week #2

as of 1/31/2012 11:52:28 AM

D denotes multiple-event rule in affect
Only those who score >0.01 pts are shown

MEN

73



Carthage

College Conference of Illinois & Wisconsin

▼14

Event	Scrd As	Athlete	Yr	Scored Mark		Date	Pl. Pts.	Bonus	TOTAL
Scored bests come from CURRENT season									
▶ TJ	28	Cale BROWN	SO	14.05m	46-1¼	1/27/12	0.1	0.00	0.10
▶ WT	27	Eric SCHMIDT	JR	17.41m	57-1½	1/27/12	0.15	0.00	0.15
▶ HEPT	23	James NEYLAN	SR	3,763		1/13/12	0.35	0.00	0.35
Scored bests come from PRE-SEASON DATA									
▶ 800m	24	Jose FLORES	SR	1:54.90		2/25/11	0.3	0.17	0.47
▶ H60m	20	Mike ORATOWSKI	SR	8.36		2/25/11	0.5	0.21	0.71
▶ SP	13	Brad FORTNEY	SR	16.13m	52-11	3/5/11	2	0.23	2.23
▶ WT	20	Greg RAIMONDI	SR	17.79m	58-4½	2/25/11	0.5	0.00	0.50
Team Total									4.51

74



Lynchburg

Old Dominion Athletic Conference

▼ 7

Event	Scrd As	Athlete	Yr	Scored Mark		Date	Pl. Pts.	Bonus	TOTAL
Scored bests come from PRE-SEASON DATA									
▶ H60m	26	Rachad DAVIS	SO	8.40		2/25/11	0.2	0.06	0.26
▶ HJ	14	James BELL	SR	2.04m	6-8½	12/3/10	1.5	0.44	1.94
▶ PV	13	James BELL	SR	4.80m	15-9	1/28/11	2	0.14	2.14
Team Total									4.34

75



Capital

Ohio Athletic Conference

▼ 3

Event	Scrd As	Athlete	Yr	Scored Mark		Date	Pl. Pts.	Bonus	TOTAL
Scored bests come from PRE-SEASON DATA									
▶ LJ	13	Josh WOODS	JR	7.04m	23-1¼	2/12/11	2	0.28	2.28
▶ TJ	14	Josh WOODS	JR	14.33m	47-¾	2/19/11	1.5	0.23	1.73
Team Total									4.01

76



St. Lawrence

Liberty League

unch

Event	Scrd As	Athlete	Yr	Scored Mark	Date	Pl. Pts.	Bonus	TOTAL
Scored bests come from PRE-SEASON DATA								
▶ 800m	13	Michael FOX	SR	1:54.34	3/4/11	2	0.30	2.30
▶ DMR	14			10:00.87	3/4/11	0.6	0.69	1.29
Team Total								3.59

77



Bridgewater (Va.)

Old Dominion Athletic Conference

▲50

Event	Scrd As	Athlete	Yr	Scored Mark		Date	Pl. Pts.	Bonus	TOTAL
Scored bests come from CURRENT season									
▶ TJ	12	Leigh BRADLEY	SR	14.45m	47-5	1/27/12	3	0.42	3.42
Team Total									3.42

78



Brockport

State University of New York Athletic Conference

▲ 1

Event	Scrd As	Athlete	Yr	Scored Mark		Date	Pl. Pts.	Bonus	TOTAL
Scored bests come from CURRENT season									
▶ PV	12	Zach FERRARA	JR	4.85m	15-11	1/27/12	3	0.29	3.29
Scored bests come from PRE-SEASON DATA									
▶ WT	30	Dustin COLGAN	SR	16.73m	54-10¾	2/12/11	0.02	0.00	0.02
Team Total									3.31

79



TCNJ

New Jersey Athletic Conference

▲ 2

Event	Scrd As	Athlete	Yr	Scored Mark		Date	Pl. Pts.	Bonus	TOTAL
Scored bests come from PRE-SEASON DATA									
▶ 60m	18	Chris MEDINA	SR	6.95		3/4/11	0.7	0.41	1.11
▶ HJ	20	Scott LISA	SO	2.00m	6-6%	2/6/11	0.5	0.00	0.50
▶ PV	23	Julio ALORRO	JR	4.71m	15-5½	3/4/11	0.35	0.00	0.35
▶ TJ	23	Steve D'AUTOLO	JR	14.13m	46-4%	2/20/11	0.35	0.00	0.35
Team Total									2.31

80



Westminster (Pa.)

Presidents' Athletic Conference

unch

Event	Scrd As	Athlete	Yr	Scored Mark	Date	Pl. Pts.	Bonus	TOTAL	
Scored bests come from PRE-SEASON DATA									
▶ PV	13	Mark SAYLOR	JR	4.80m	15-9	3/5/11	2	0.14	2.14
Team Total								2.14	

"Scrd As", short for "Scored As", Standing used for place points portion of performance's score combining preseason data (when applied) to current season data

Numbers in BLACK are both the performance's actual NCAA rank AND "scored as" rank Numbers in RED indicate actual NCAA rank does not exist or is worse than "scored as" rank Numbers in BLUE indicate actual NCAA rank is better than "scored as" rank

USTFCCCA Non-Member

Non-Member Schools Will NOT be ranked, beginning Week 2



USTFCCCA NCAA Division III National Team Rankings

2012 Indoor Track & Field, Week #2

as of 1/31/2012 11:52:30 AM

D denotes multiple-event rule in affect
Only those who score >0.01 pts are shown

MEN

81



Rowan

New Jersey Athletic Conference

▼ 7

Event	Scrd As	Athlete	Yr	Scored Mark	Date	Pl. Pts.	Bonus	TOTAL
Scored bests come from PRE-SEASON DATA								
400m	36	Demetrius ROOKS	JR	49.84	2/25/11		0.08	0.08
5000m	25	Eric DUBOIS	SR	14:50.60	2/4/11	0.25	0.07	0.32
SP	14	Pierre JAMES	JR	16.12m 52-10½	3/4/11	1.5	0.22	1.72
Team Total								2.12

82



Anderson (Ind.)

Heartland Collegiate Athletic Conference

▼ 5

Event	Scrd As	Athlete	Yr	Scored Mark	Date	Pl. Pts.	Bonus	TOTAL
Scored bests come from PRE-SEASON DATA								
60m	14	Tony JOHNSON	SO	6.94	2/26/11	1.5	0.49	1.99
Team Total								1.99

83



Denison

North Coast Athletic Conference

▼ 1

Event	Scrd As	Athlete	Yr	Scored Mark	Date	Pl. Pts.	Bonus	TOTAL
Scored bests come from PRE-SEASON DATA								
Mile	14	Makorobondo SALUKOMBO	SR	4:12.93	3/4/11	1.5	0.43	1.93
Team Total								1.93

84



Southern Maine

Little East Conference

▼ 6

Event	Scrd As	Athlete	Yr	Scored Mark	Date	Pl. Pts.	Bonus	TOTAL
Scored bests come from CURRENT season								
HEPT	24	Aaron PAITON	SO	3,754	1/20/12	0.3	0.00	0.30
Scored bests come from PRE-SEASON DATA								
800m	16	Ben MANNING	SR	1:54.57	2/25/11	0.9	0.25	1.15
DMR	19			10:06.46	2/25/11	0.1	0.00	0.10
PV	24	Orion WINKLER	SR	4.70m 15-5	12/11/10	0.3	0.00	0.30
Team Total								1.85

85



Franklin

Heartland Collegiate Athletic Conference

▲ 3

Event	Scrd As	Athlete	Yr	Scored Mark	Date	Pl. Pts.	Bonus	TOTAL
Scored bests come from PRE-SEASON DATA								
HJ	16	Forrest PRICHARD	JR	2.02m 6-7½	1/21/11	0.9	0.15	1.05
LJ	22	Georard MITCHELL	JR	6.95m 22-9¾	12/11/10	0.4	0.00	0.40
Team Total								1.45

86



Franklin & Marshall

Centennial Conference

▼ 1

Event	Scrd As	Athlete	Yr	Scored Mark	Date	Pl. Pts.	Bonus	TOTAL
Scored bests come from PRE-SEASON DATA								
H60m	15	Nils MICHAELIS	JR	8.33	1/23/11	1	0.39	1.39
Team Total								1.39

87



Adrian

Michigan Intercollegiate Athletic Association

▲ 1

Event	Scrd As	Athlete	Yr	Scored Mark	Date	Pl. Pts.	Bonus	TOTAL
Scored bests come from PRE-SEASON DATA								
HJ	16	Aaron WIELFAERT	JR	2.02m 6-7½	2/26/11	0.9	0.15	1.05
SP	26	Derek STOLL	SR	15.62m 51-3	2/26/11	0.2	0.00	0.20
Team Total								1.25

88



Susquehanna

Landmark Conference

▼ 2

Event	Scrd As	Athlete	Yr	Scored Mark	Date	Pl. Pts.	Bonus	TOTAL
Scored bests come from CURRENT season								
5000m	16	Ian QUINLAN	SR	14:44.04	12/3/11	0.9	0.30	1.20
Team Total								1.20

89



Emory

University Athletic Association

▼ 5

Event	Scrd As	Athlete	Yr	Scored Mark	Date	Pl. Pts.	Bonus	TOTAL
Scored bests come from PRE-SEASON DATA								
TJ	16	Ian FRANCIS	SR	14.30m 46-11	2/26/11	0.9	0.19	1.09
TJ	28	Xavier FOWLER	SR	14.05m 46-1¼	2/26/11	0.1	0.00	0.10
Team Total								1.19

"Scrd As", short for "Scored As", Standing used for place points portion of performance's score combining preseason data (when applied) to current season data

Numbers in BLACK are both the performance's actual NCAA rank AND "scored as" rank Numbers in RED indicate actual NCAA rank does not exist or is worse than "scored as" rank Numbers in BLUE indicate actual NCAA rank is better than "scored as" rank

USTFCCCA Non-Member

Non-Member Schools Will NOT be ranked, beginning Week 2



USTFCCCA NCAA Division III National Team Rankings

2012 Indoor Track & Field, Week #2

as of 1/31/2012 11:52:30 AM

D denotes multiple-event rule in affect
Only those who score >0.01 pts are shown

MEN

90



Worcester State

▼ 26

Massachusetts State Collegiate Athletic Conference

Event	Scrd As	Athlete	Yr	Scored Mark	Date	Pl. Pts.	Bonus	TOTAL
Scored bests come from CURRENT season								
▶ HEPT	15	Jason SLIWOSKI	FR	4,088	1/12/12	1	0.13	1.13
Team Total								1.13

91



Concordia Wisconsin

▼ 1

Northern Athletics Conference

Event	Scrd As	Athlete	Yr	Scored Mark	Date	Pl. Pts.	Bonus	TOTAL
Scored bests come from PRE-SEASON DATA								
▶ H60m	17	Vinny GREEFKES	SR	8.34	2/26/11	0.8	0.31	1.11
Team Total								1.11

92



Coast Guard

▲ 2

New England Women's & Men's Athletic Conferen

Event	Scrd As	Athlete	Yr	Scored Mark	Date	Pl. Pts.	Bonus	TOTAL
Scored bests come from CURRENT season								
▶ H60m	18	Adam SCALESE	SO	8.35	1/21/12	0.7	0.25	0.95
Team Total								0.95

93



Birmingham-Southern

▲ 29

Southern Collegiate Athletic Conference

Event	Scrd As	Athlete	Yr	Scored Mark	Date	Pl. Pts.	Bonus	TOTAL
Scored bests come from CURRENT season								
▶ HEPT	17	Colin PERRY	SO	3,967	1/25/12	0.8	0.00	0.80
Scored bests come from PRE-SEASON DATA								
▶ 800m	32	Robert WILLETT	JR	1:55.47	2/19/11	0.04		0.04
Team Total								0.84

94



Loras

▼ 2

Iowa Intercollegiate Athletic Conference

Event	Scrd As	Athlete	Yr	Scored Mark	Date	Pl. Pts.	Bonus	TOTAL
Scored bests come from PRE-SEASON DATA								
▶ 60m	20	Ryan SEYMOUR	SR	6.96	3/5/11	0.5	0.32	0.82
Team Total								0.82

95



Dickinson

▼ 4

Centennial Conference

Event	Scrd As	Athlete	Yr	Scored Mark	Date	Pl. Pts.	Bonus	TOTAL
Scored bests come from PRE-SEASON DATA								
▶ 5000m	19	Dylan STRAUGHAN	SR	14:46.40	2/11/11	0.6	0.22	0.82
Team Total								0.82

96



SUNY Oneonta

unch

State University of New York Athletic Conference

Event	Scrd As	Athlete	Yr	Scored Mark	Date	Pl. Pts.	Bonus	TOTAL
Scored bests come from CURRENT season								
▶ 60m	21	Sean BERNSTEIN	JR	6.97	1/21/12	0.45	0.24	0.69
Scored bests come from PRE-SEASON DATA								
▶ 400m	38	Sean WREN	SR	49.92	2/11/11	0.03		0.03
Team Total								0.73

97



Gustavus Adolphus

▲ 30

Minnesota Intercollegiate Athletic Conference

Event	Scrd As	Athlete	Yr	Scored Mark	Date	Pl. Pts.	Bonus	TOTAL
Scored bests come from CURRENT season								
▶ PV	19	Josh OWENS	JR	4.75m	15-7 1/27/12	0.6	0.00	0.60
Team Total								0.60

98



SUNY Fredonia

▼ 1

State University of New York Athletic Conference

Event	Scrd As	Athlete	Yr	Scored Mark	Date	Pl. Pts.	Bonus	TOTAL
Scored bests come from CURRENT season								
▶ PV	24	Broncho ROLLINS	SR	4.70m	15-5 1/27/12	0.3	0.00	0.30
▶ TJ	27	Andrew CHARSKY	JR	14.06m	46-1 1/2 12/8/11	0.15	0.00	0.15
Scored bests come from PRE-SEASON DATA								
▶ PV	28	Cody DAHLEIDEN	SR	4.65m	15-3 2/12/11	0.1	0.00	0.10
Team Total								0.55

"Scrd As", short for "Scored As", Standing used for place points portion of performance's score combining preseason data (when applied) to current season data

Numbers in BLACK are both the performance's actual NCAA rank AND "scored as" rank Numbers in RED indicate actual NCAA rank does not exist or is worse than "scored as" rank Numbers in BLUE indicate actual NCAA rank is better than "scored as" rank

USTFCCCA Non-Member

Non-Member Schools Will NOT be ranked, beginning Week 2



USTFCCCA NCAA Division III National Team Rankings

2012 Indoor Track & Field, Week #2

as of 1/31/2012 11:52:31 AM

D denotes multiple-event rule in affect
Only those who score >0.01 pts are shown

MEN

99



Illinois College

Midwest Conference

▲ 2

Event	Scrd As	Athlete	Yr	Scored Mark	Date	Pl. Pts.	Bonus	TOTAL
Scored bests come from CURRENT season								
H60m	23	Josiah NORVILLE	SR	8.37	1/21/12	0.35	0.17	0.52
Team Total								0.52

100



Coe

Iowa Intercollegiate Athletic Conference

▲ 3

Event	Scrd As	Athlete	Yr	Scored Mark	Date	Pl. Pts.	Bonus	TOTAL	
Scored bests come from PRE-SEASON DATA									
► HJ	20	Jared KUEHNER	JR	2.00m	6-6"	2/25/11	0.5	0.00	0.50
Team Total								0.50	

100



Keene State

Little East Conference

▲ 3

Event	Scrd As	Athlete	Yr	Scored Mark	Date	Pl. Pts.	Bonus	TOTAL
Scored bests come from CURRENT season								
► HJ	20	Michael PIANKA	FR	2.00m	6-6"	12/3/11	0.5	0.00
Team Total								0.50

100



McDaniel

Centennial Conference

Event	Scrd As	Athlete	Yr	Scored Mark	Date	Pl. Pts.	Bonus	TOTAL
Scored bests come from CURRENT season								
HEPT	20	Jake NICHOLS	SR	3,910	1/27/12	0.5	0.00	0.50
Team Total								0.50

103



Ramapo

New Jersey Athletic Conference

▼ 3

Event	Scrd As	Athlete	Yr	Scored Mark	Date	Pl. Pts.	Bonus	TOTAL	
Scored bests come from CURRENT season									
▶ 60m	31	Ackeme BROWN	JR	6.99	1/26/12		0.08	0.08	
Scored bests come from PRE-SEASON DATA									
▶ TJ	22	Isaac PATTERSON	SR	14.15m	46-5¼	2/25/11	0.4	0.00	0.40
Team Total								0.48	

104



Connecticut College

New England Small College Athletic Conference

▲ 23

Event	Scrd As	Athlete	Yr	Scored Mark	Date	Pl. Pts.	Bonus	TOTAL
Scored bests come from CURRENT season								
5000m	23	Alex MAVROVIC	FR	14:49.27	1/27/12	0.35	0.12	0.47
Team Total								0.47

105



Washington and Jeffer

Presidents' Athletic Conference

▲ 1

Event	Scrd As	Athlete	Yr	Scored Mark		Date	Pl. Pts.	Bonus	TOTAL
Scored bests come from PRE-SEASON DATA									
► LJ	21	Taylor HOCKMAN	SR	6.96m	22-10	2/19/11	0.45	0.00	0.45
Team Total									0.45

105



Widener

Middle Atlantic Conferences

▲ 22

Event	Scrd As	Athlete	Yr	Scored Mark		Date	Pl. Pts.	Bonus	TOTAL
Scored bests come from CURRENT season									
► SP	21	Mike RECLA	FR	15.80m	51-10	1/28/12	0.45	0.00	0.45
Team Total									0.45

107



Ripon

Midwest Conference

▼ 9

Event	Scrd As	Athlete	Yr	Scored Mark	Date	Pl. Pts.	Bonus	TOTAL
Scored bests come from PRE-SEASON DATA								
400m	26	Matthew WOOD	JR	49.70	2/25/11	0.2	0.18	0.38
Team Total								0.38

108



Wittenberg

North Coast Athletic Conference

▼ 3

Event	Scrd As	Athlete	Yr	Scored Mark	Date	Pl. Pts.	Bonus	TOTAL
Scored bests come from CURRENT season								
60m	26	Victor BANJO	FR	6.98	1/21/12	0.2	0.16	0.36
Team Total								0.36

"Scrd As", short for "Scored As", Standing used for place points portion of performance's score combining preseason data (when applied) to current season data

Numbers in BLACK are both the performance's actual NCAA rank AND "scored as" rank Numbers in RED indicate actual NCAA rank does not exist or is worse than "scored as" rank Numbers in BLUE indicate actual NCAA rank is better than "scored as" rank

USTFCCCA Non-Member

Non-Member Schools Will NOT be ranked, beginning Week 2



USTFCCCA NCAA Division III National Team Rankings

2012 Indoor Track & Field, Week #2

as of 1/31/2012 11:52:32 AM

D denotes multiple-event rule in affect
Only those who score >0.01 pts are shown

MEN

109



Ursinus

Centennial Conference

▼ 7

Event	Scrd As	Athlete	Yr	Scored Mark	Date	Pl. Pts.	Bonus	TOTAL
Scored bests come from PRE-SEASON DATA								
H60m	29	Chris ROUNTREE	JR	8.42	2/26/11	0.05	0.00	0.05
TJ	24	Chris ROUNTREE	JR	14.11m 46-3½	2/26/11	0.3	0.00	0.30
Team Total								0.35

110



Bridgewater State

Massachusetts State Collegiate Athletic Conference

▲ 2

Event	Scrd As	Athlete	Yr	Scored Mark	Date	Pl. Pts.	Bonus	TOTAL
Scored bests come from PRE-SEASON DATA								
H60m	26	Matthew HORAN	SO	8.40	2/18/11	0.2	0.06	0.26
Team Total								0.26

110



Hood

Capital Athletic Conference

▲ 17

Event	Scrd As	Athlete	Yr	Scored Mark	Date	Pl. Pts.	Bonus	TOTAL
Scored bests come from CURRENT season								
H60m	26	Nicolas ALDANA	SO	8.40	1/28/12	0.2	0.06	0.26
Team Total								0.26

112



Northwestern (Minn.)

Upper Midwest Athletic Conference

▲ 1

Event	Scrd As	Athlete	Yr	Scored Mark	Date	Pl. Pts.	Bonus	TOTAL
Scored bests come from CURRENT season								
WT	26	Taylor GISH	SR	17.45m 57-3	1/28/12	0.2	0.00	0.20
Team Total								0.20

113



Ithaca

Empire 8 Athletic Conference

▲ 4

Event	Scrd As	Athlete	Yr	Scored Mark	Date	Pl. Pts.	Bonus	TOTAL
Scored bests come from PRE-SEASON DATA								
4x400	18			3:20.92	3/4/11	0.2	0.00	0.20
Team Total								0.20

114



Oberlin

North Coast Athletic Conference

▼ 8

Event	Scrd As	Athlete	Yr	Scored Mark	Date	Pl. Pts.	Bonus	TOTAL
Scored bests come from CURRENT season								
HEPT	27	Sean DEMBOWSKI	JR	3,744	1/27/12	0.15	0.00	0.15
Team Total								0.15

115



RPI

Liberty League

▼ 4

Event	Scrd As	Athlete	Yr	Scored Mark	Date	Pl. Pts.	Bonus	TOTAL
Scored bests come from CURRENT season								
HJ	29	Stephen SILBER	SO	1.99m 6-6½	1/14/12	0.05	0.00	0.05
Scored bests come from PRE-SEASON DATA								
60m	31	Austin DREXLER	SR	6.99	2/12/11		0.08	0.08
Team Total								0.13

116



Wheaton (Mass.)

New England Women's & Men's Athletic Conference

▲ 3

Event	Scrd As	Athlete	Yr	Scored Mark	Date	Pl. Pts.	Bonus	TOTAL
Scored bests come from PRE-SEASON DATA								
4x400	19			3:20.93	2/11/11	0.1	0.00	0.10
Team Total								0.10

117



Concordia Chicago

Northern Athletics Conference

▼ 22

Event	Scrd As	Athlete	Yr	Scored Mark	Date	Pl. Pts.	Bonus	TOTAL
Scored bests come from CURRENT season								
HEPT	30	Jon POPPE	JR	3,688	1/13/12	0.02	0.00	0.02
Scored bests come from PRE-SEASON DATA								
60m	34	Merrell DAVIS	JR	7.00	2/26/11		0.04	0.04
Team Total								0.06

"Scrd As", short for "Scored As", Standing used for place points portion of performance's score combining preseason data (when applied) to current season data

Numbers in BLACK are both the performance's actual NCAA rank AND "scored as" rank Numbers in RED indicate actual NCAA rank does not exist or is worse than "scored as" rank Numbers in BLUE indicate actual NCAA rank is better than "scored as" rank

USTFCCCA Non-Member

Non-Member Schools Will NOT be ranked, beginning Week 2



USTFCCCA NCAA Division III National Team Rankings

2012 Indoor Track & Field, Week #2

as of 1/31/2012 11:52:33 AM

D

denotes multiple-event rule in affect

Only those who score >0.01 pts are shown

MEN

118



Hamilton

New England Small College Athletic Conference

▲ 9

Event	Scrd As	Athlete	Yr	Scored Mark	Date	Pl. Pts.	Bonus	TOTAL	
Scored bests come from CURRENT season									
HJ	29	Graham SADLER	SO	1.99m	6-6½	1/28/12	0.05	0.00	0.05
Team Total								0.05	

118



RIT

Liberty League

▼ 3

Event	Scrd As	Athlete	Yr	Scored Mark		Date	Pl. Pts.	Bonus	TOTAL
Scored bests come from CURRENT season									
► HJ	29	Jamie DORREN	FR	1.99m	6-6½	1/14/12	0.05	0.00	0.05
Team Total									0.05

118



Union (N.Y.)

Liberty League

▲ 5

Event	Scrd As	Athlete	Yr	Scored Mark		Date	Pl. Pts.	Bonus	TOTAL
Scored bests come from CURRENT season									
LJ	29	Max BALTER	SR	6.92m	22-8½	1/21/12	0.05	0.00	0.05
Team Total									0.05

121



Westfield State

Massachusetts State Collegiate Athletic Conference

▼ 2

Event	Scrd As	Athlete	Yr	Scored Mark	Date	Pl. Pts.	Bonus	TOTAL
Scored bests come from PRE-SEASON DATA								
DMR	20			10:06.84	2/25/11	0.05	0.00	0.05
Team Total								0.05

122



Virginia Wesleyan

Old Dominion Athletic Conference

▼ 1

Event	Scrd As	Athlete	Yr	Scored Mark	Date	Pl. Pts.	Bonus	TOTAL
Scored bests come from PRE-SEASON DATA								
60m	34	Randy LOTT	SO	7.00	2/11/11		0.04	0.04
Team Total								0.04

123



Muskingum

Ohio Athletic Conference

▲ 4

Event	Scrd As	Athlete	Yr	Scored Mark	Date	Pl. Pts.	Bonus	TOTAL
Scored bests come from CURRENT season								
► PV	30	Chase ADDY	JR	4.62m	15-1½	1/28/12	0.02	0.00
Team Total								0.02

"Scrd As", short for "Scored As", Standing used for place points portion of performance's score combining preseason data (when applied) to current season data

Numbers in BLACK are both the performance's actual NCAA rank AND "scored as" rank Numbers in RED indicate actual NCAA rank does not exist or is worse than "scored as" rank Numbers in BLUE indicate actual NCAA rank is better than "scored as" rank

USTFCCCA Non-Member

Non-Member Schools Will NOT be ranked, beginning Week 2




USTFCCCA NCAA Division III National Team Rankings


2012 Indoor Track & Field, Week #2

as of 1/31/2012 11:52:34 AM

D denotes multiple-event rule in affect
Only those who score >0.01 pts are shown

WOMEN

I				Wartburg		unch			
Iowa Intercollegiate Athletic Conference									
Event	Scrd As	Athlete	Yr	Scored Mark		Date	Pl. Pts.	Bonus	TOTAL
Scored bests come from CURRENT season									
▶ 400m	12	Skye MORRISON	SR	57.40		1/20/12	3	0.58	3.58
▶ TJ	3	Skye MORRISON	SR	12.13m	39-9½	1/20/12	16	2.96	18.96
▶ TJ	14	Monique DAVISSON	JR	11.48m	37-8	1/13/12	1.5	0.24	1.74
Scored bests come from PRE-SEASON DATA									
▶ 60m	3	Faith BURT	SR	7.65		3/12/11	16	1.89	17.89
▶ 60m	8	Nevada MORRISON	SR	7.76		3/4/11	7	0.79	7.79
▶ 60m	27	Skye MORRISON	SR	7.88		2/19/11	0.15	0.07	0.22
▶ 400m	1	Nevada MORRISON	SR	55.83		2/25/11	20	2.86	22.86
▶ 400m	5	Faith BURT	SR	56.56		3/4/11	12	1.63	13.63
▶ 400m	18	Kendra KREGEL	JR	57.83		3/4/11	0.7	0.17	0.87
▶ Mile	13	Emily EIMERS	SR	5:01.37		3/4/11	2	0.40	2.40
▶ H60m	5	Camesha GOODS	SO	8.80		3/12/11	12	1.58	13.58
▶ 4x400	1			3:47.16		3/12/11	20	4.51	24.51
▶ DMR	14			12:02.13		2/25/11	0.6	0.14	0.74
▶ LJ	2	Skye MORRISON	SR	5.89m	19-4	3/12/11	18	3.66	21.66
▶ TJ	23	Courtney EGTS	SO	11.27m	36-11½	3/4/11	0.35	0.00	0.35
▶ SP	6	Sarah HOFFMANN	SR	13.82m	45-4½	2/12/11	10	1.52	11.52
▶ SP	8	Britlyn SIECK	JR	13.78m	45-2½	3/4/11	7	1.42	8.42
▶ PENT	9	Camesha GOODS	SO	3,159		2/4/11	6	0.61	6.61
Team Total								177.33	

2		 UW-Oshkosh		unch					
Wisconsin Intercollegiate Athletic Conference									
Event	Scrd As	Athlete	Yr	Scored Mark	Date	Pl. Pts.	Bonus	TOTAL	
Scored bests come from CURRENT season									
▶ Mile	2	Christy CAZZOLA	JR	4:52.77	1/27/12	18	2.77	20.77	
▶ 5000m	15	Christy CAZZOLA	JR	17:28.00	1/20/12	1	0.34	1.34	
▶ SP	1	Breanna STRUPP	JR	14.53m	47-8	1/27/12	20	4.09	24.09
▶ SP	9	Abby MARTIN	SO	13.61m	44-8	1/27/12	6	1.03	7.03
▶ WT	1	Samantha LOEW	JR	17.60m	57-9	1/27/12	20	2.77	22.77
▶ WT	10	Breanna STRUPP	JR	16.76m	55-0	1/14/12	5	0.65	5.65
▶ WT	19	Melanie BRICKNER	FR	15.98m	52-5½	1/14/12	0.6	0.00	0.60
Scored bests come from PRE-SEASON DATA									
▶ 800m	5	Christy CAZZOLA	JR	2:12.53	1/21/11	12	1.42	13.42	
▶ 4x400	11			3:57.00	2/12/11	0.9	0.25	1.15	
▶ DMR	11			11:56.65	2/19/11	0.9	0.98	1.88	
▶ PV	3	Danielle CARRIGAN	SR	3.90m	12-9½	2/25/11	16	2.35	18.35
▶ PV	5	Lisha HANSON	SR	3.70m	12-1½	1/15/11	12	0.86	12.86
▶ SP	26	Alexia CHILD	SR	12.62m	41-5	2/25/11	0.2	0.00	0.20
▶ WT	3	Alexia CHILD	SR	17.48m	57-4½	3/12/11	16	2.39	18.39
▶ WT	14	Kayla OBERSTADT	SR	16.49m	54-1½	2/25/11	1.5	0.33	1.83
▶ PENT	18	Sadie SAWALL	SR	3,005	3/4/11	0.7	0.00	0.70	
Team Total								151.02	

3		 Williams		unch					
New England Small College Athletic Conference									
Event	Scrd As	Athlete	Yr	Scored Mark	Date	Pl. Pts.	Bonus	TOTAL	
Scored bests come from CURRENT season									
▶ Mile	22	Brianne MIRECKI	SO	5:05.36	1/14/12	0.4	0.00	0.40	
▶ Mile	29	Anna SPIERS	FR	5:06.95	1/14/12	0.05	0.00	0.05	
▶ 5000m	1	Chiara DEL PICCOLO	SO	16:57.98	12/3/11	20	2.73	22.73	
Scored bests come from PRE-SEASON DATA									
▶ 60m	27	Tanasia HOFFLER	JR	7.88	2/18/11	0.15	0.07	0.22	
▶ 5000m	3	Annie DEAR	JR	17:03.77	3/4/11	16	2.15	18.15	
▶ 5000m	6	Jennifer GOSSELS	JR	17:07.77	12/4/10	10	1.75	11.75	
▶ DMR	10			11:56.47	3/4/11	1	1.02	2.02	
▶ PV	12	Jenna ADAMS	SO	3.65m	11-11½	2/18/11	3	0.52	3.52
▶ LJ	9	Tanasia HOFFLER	JR	5.63m	18-5½	1/28/11	6	0.79	6.79
▶ TJ	1	Tanasia HOFFLER	JR	12.24m	40-2	3/12/11	20	3.63	23.63
▶ TJ	5	Brooke JOHNSON	JR	11.93m	39-1½	12/11/10	12	1.90	13.90
▶ WT	6	Amina AVRIL	SO	17.28m	56-8½	1/22/11	10	1.77	11.77
Team Total								114.94	

"Scrd As", short for "Scored As", Standing used for place points portion of performance's score combining preseason data (when applied) to current season data

Numbers in BLACK are both the performance's actual NCAA rank AND "scored as" rank Numbers in RED indicate actual NCAA rank does not exist or is worse than "scored as" rank Numbers in BLUE indicate actual NCAA rank is better than "scored as" rank

USTFCCCA Non-Member

Non-Member Schools Will NOT be ranked, beginning Week 2



USTFCCCA NCAA Division III National Team Rankings

2012 Indoor Track & Field, Week #2

as of 1/31/2012 11:52:34 AM

D denotes multiple-event rule in affect
Only those who score >0.01 pts are shown

WOMEN

4



Illinois Wesleyan

unch

College Conference of Illinois & Wisconsin

Event	Scrd As	Athlete	Yr	Scored Mark	Date	Pl. Pts.	Bonus	TOTAL
Scored bests come from CURRENT season								
▶ 400m	3	Lauren ALPERT	SR	56.21	1/28/12	16	2.21	18.21
▶ 400m	23	Jessica CHRISTY	SR	58.21	1/21/12	0.35	0.00	0.35
▶ HJ	24	Gabrielle JOHNSON	SR	1.65m 5-5	1/14/12	0.3	0.00	0.30
Scored bests come from PRE-SEASON DATA								
▶ 60m	17	Shavantay THOMAS	SR	7.85	1/29/11	0.8	0.18	0.98
▶ 400m	10	Lauren ROCK	JR	57.19	3/4/11	5	0.81	5.81
▶ 400m	20	Shavantay THOMAS	SR	57.92	2/25/11	0.5	0.12	0.62
▶ 800m	7	Tara CLEMENS	JR	2:12.81	3/12/11	8	1.31	9.31
▶ 800m	18	Lauren ROCK	JR	2:16.57	2/25/11	0.7	0.19	0.89
▶ 800m	24	Mallory KIRBY	SO	2:17.29	2/4/11	0.3	0.05	0.35
▶ 4x400	2			3:48.48	3/12/11	17	3.81	20.81
▶ DMR	5			11:53.22	3/4/11	8	1.68	9.68
▶ LJ	4	Lauren ALPERT	SR	5.76m 18-10½	3/12/11	14	1.99	15.99
▶ TJ	11	Lauren ALPERT	SR	11.51m 37-9½	2/25/11	4	0.30	4.30
Team Total								87.60

5



Methodist

unch

USA South Athletic Conference

Event	Scrd As	Athlete	Yr	Scored Mark	Date	Pl. Pts.	Bonus	TOTAL
Scored bests come from CURRENT season								
▶ 60m	11	Bria WILSON	FR	7.78	1/27/12	4	0.64	4.64
▶ H60m	9	Brittanie MORRIS	SO	8.87	1/27/12	6	0.91	6.91
▶ LJ	18	Bria WILSON	FR	5.51m 18-1	1/21/12	0.7	0.07	0.77
Scored bests come from PRE-SEASON DATA								
▶ 60m	2	Ashlynn CHAVIS	JR	7.57	3/12/11	18	2.80	20.80
▶ 60m	10	Ruby BLACKWELL	JR	7.77	2/20/11	5	0.71	5.71
▶ 400m	2	Ruby BLACKWELL	JR	55.89	3/12/11	18	2.76	20.76
▶ LJ	1	Ashlynn CHAVIS	JR	5.93m 19-5½	3/12/11	20	4.18	24.18
Team Total								83.77

6



MIT

unch

New England Women's & Men's Athletic Conferen

Event	Scrd As	Athlete	Yr	Scored Mark	Date	Pl. Pts.	Bonus	TOTAL
Scored bests come from CURRENT season								
▶ 400m	13	Jamie SIMMONS	SR	57.41	1/27/12	2	0.57	2.57
▶ Mile	12	Louise VAN DEN HEUVEL	SO	5:01.32	1/27/12	3	0.41	3.41
▶ 5000m	13	Elaine MCVAY	FR	17:24.72	1/27/12	2	0.44	2.44
▶ H60m	28	Jacqueline BREW	SO	9.18	1/21/12	0.1	0.00	0.10
Scored bests come from PRE-SEASON DATA								
▶ 400m	4	Portia JONES	SR	56.44	3/12/11	14	1.83	15.83
▶ Mile	8	Brooke JOHNSON		4:57.75	#####	7	1.13	8.13
▶ H60m	2	Portia JONES	SR	8.73	3/12/11	18	2.48	20.48
▶ 4x400	6			3:53.95	2/11/11	6	1.26	7.26
▶ DMR	4			11:52.30	2/25/11	11	1.87	12.87
▶ PV	8	Lauren KUNTZ	JR	3.67m 12-½	3/12/11	7	0.66	7.66
▶ PENT	26	Jaclyn KONOPKA	SO	2,958	2/18/11	0.2	0.00	0.20
Team Total								80.95

7



Illinois College

▲ 1

Midwest Conference

Event	Scrd As	Athlete	Yr	Scored Mark	Date	Pl. Pts.	Bonus	TOTAL
Scored bests come from PRE-SEASON DATA								
▶ H60m	1	Melissa NORVILLE	JR	8.72	3/12/11	20	2.61	22.61
▶ LJ	3	Melissa NORVILLE	JR	5.80m 19-½	3/12/11	16	2.51	18.51
▶ TJ	2	Melissa NORVILLE	JR	12.19m 40-0	3/12/11	18	3.33	21.33
▶ PENT	13	Megan STRINGER	JR	3,096	2/18/11	2	0.32	2.32
Team Total								64.77

"Scrd As", short for "Scored As", Standing used for place points portion of performance's score combining preseason data (when applied) to current season data

Numbers in BLACK are both the performance's actual NCAA rank AND "scored as" rank Numbers in RED indicate actual NCAA rank does not exist or is worse than "scored as" rank Numbers in BLUE indicate actual NCAA rank is better than "scored as" rank

USTFCCCA Non-Member

Non-Member Schools Will NOT be ranked, beginning Week 2



USTFCCCA NCAA Division III National Team Rankings

2012 Indoor Track & Field, Week #2

as of 1/31/2012 11:52:35 AM

D denotes multiple-event rule in affect
Only those who score >0.01 pts are shown

WOMEN

8



Middlebury

New England Small College Athletic Conference

▲ 1

Event	Scrd As	Athlete	Yr	Scored Mark	Date	Pl. Pts.	Bonus	TOTAL
Scored bests come from CURRENT season								
800m	15	Juliet RYAN-DAVIS	JR	2:16.18	1/27/12	1	0.26	1.26
Mile	24	Addie TOUSLEY	JR	5:05.46	1/27/12	0.3	0.00	0.30
Scored bests come from PRE-SEASON DATA								
800m	8	Margo CRAMER	SR	2:13.45	2/11/11	7	1.05	8.05
Mile	3	Margo CRAMER	SR	4:54.38	2/18/11	16	2.22	18.22
5000m	23	Colette WHITNEY	SO	17:41.70	3/4/11	0.35	0.00	0.35
DMR	1			11:47.96	3/12/11	20	2.77	22.77
HJ	5	Grace DOERING	JR	1.69m	5-6 1/2	12	0.89	12.89
Team Total								63.84

9



Monmouth (Ill.)

Midwest Conference

▼ 2

Event	Scrd As	Athlete	Yr	Scored Mark		Date	Pl. Pts.	Bonus	TOTAL
Scored bests come from CURRENT season									
▶ SP	14	Raven ROBINSON	SO	12.95m	42-6	1/21/12	1.5	0.17	1.67
▶ SP	16	Kayla CORZINE	JR	12.90m	42-4	1/21/12	0.9	0.10	1.00
Scored bests come from PRE-SEASON DATA									
▶ H60m	7	Alexa ALLEN	SO	8.86		3/12/11	8	1.00	9.00
▶ HJ	7	Emily TYSMA	SO	1.68m	5-6	2/12/11	8	0.55	8.55
▶ LJ	12	MacKinsey MARQUITH	JR	5.56m	18-3	3/5/11	3	0.29	3.29
▶ SP	5	Allison DEVOR	JR	13.83m	45-4½	3/12/11	12	1.55	13.55
▶ SP	13	Amanda STREETER	SR	13.04m	42-9½	3/4/11	2	0.29	2.29
▶ WT	2	Allison DEVOR	JR	17.53m	57-6¼	3/12/11	18	2.55	20.55
▶ WT	26	Amanda STREETER	SR	15.65m	51-4¼	1/22/11	0.2	0.00	0.20
Team Total									60.08

10



UW-Whitewater

Wisconsin Intercollegiate Athletic Conference

unch

Event	Scrd As	Athlete	Yr	Scored Mark		Date	Pl. Pts.	Bonus	TOTAL
Scored bests come from CURRENT season									
▶ HJ	1	Shelby DEMOS	JR	1.80m	5-10%	1/21/12	20	5.03	25.03
▶ HJ	7	Lauren STROHMAIER	JR	1.68m	5-6	1/21/12	8	0.55	8.55
▶ LJ	13	Lexie SONDGEROTH	FR	5.55m	18-2½	1/14/12	2	0.24	2.24
Scored bests come from PRE-SEASON DATA									
▶ H60m	17	Shelby DEMOS	JR	8.99		2/25/11	0.8	0.08	0.88
▶ HJ	14	JoLyn OWEN	JR	1.67m	5-5%	2/19/11	1.5	0.30	1.80
▶ PV	24	Melanie PILON	SO	3.40m	11-1½	1/28/11	0.3	0.00	0.30
▶ PENT	2	JoLyn OWEN	JR	3,353		2/25/11	18	2.53	20.53
Team Total									59.33

11



Ramapo

New Jersey Athletic Conference

unch

Event	Scrd As	Athlete	Yr	Scored Mark		Date	Pl. Pts.	Bonus	TOTAL
Scored bests come from CURRENT season									
▶ PV	28	Danielle WANKMULLER	FR	3.38m	11-1	1/21/12	0.1	0.00	0.10
▶ LJ	7	Anita ROGERS	JR	5.68m	18-7 1/2	1/26/12	8	1.22	9.22
▶ TJ	4	Anita ROGERS	JR	11.94m	39-2 1/2	1/14/12	14	1.94	15.94
Scored bests come from PRE-SEASON DATA									
▶ 60m	6	Anita ROGERS	JR	7.72		2/26/11	10	1.11	11.11
▶ 4x400	20			3:59.39		2/25/11	0.05	0.00	0.05
▶ PV	4	Michelle FAVRE	JR	3.87m	12-8 1/2	3/12/11	14	2.05	16.05
▶ PENT	10	Maura BURKE	SR	3,150		2/12/11	5	0.56	5.56
Team Total									58.04

"Scrd As", short for "Scored As", Standing used for place points portion of performance's score combining preseason data (when applied) to current season data

Numbers in BLACK are both the performance's actual NCAA rank AND "scored as" rank Numbers in RED indicate actual NCAA rank does not exist or is worse than "scored as" rank Numbers in BLUE indicate actual NCAA rank is better than "scored as" rank

USTFCCCA Non-Member

Non-Member Schools Will NOT be ranked, beginning Week 2



USTFCCCA NCAA Division III National Team Rankings

2012 Indoor Track & Field, Week #2

as of 1/31/2012 11:52:35 AM

D

denotes multiple-event rule in affect

Only those who score >0.01 pts are shown

WOMEN

12



Ithaca

Empire 8 Athletic Conference

▲ **7**

Event	Scrd As	Athlete	Yr	Scored Mark		Date	Pl. Pts.	Bonus	TOTAL
Scored bests come from CURRENT season									
▶ HJ	7	Emma DEWART	SR	1.68m	5-6	1/28/12	8	0.55	8.55
▶ LJ	5	Emma DEWART	SR	5.70m	18-8½	1/28/12	12	1.40	13.40
▶ WT	29	Jessica HOFFNER	SR	15.55m	51-¼	1/21/12	0.05	0.00	0.05
Scored bests come from PRE-SEASON DATA									
▶ H60m	16	Emma DEWART	SR	8.96		12/4/10	0.9	0.21	1.11
▶ DMR	17			12:08.43		3/4/11	0.3	0.00	0.30
▶ PENT	1	Emma DEWART	SR	3,565		2/6/11	20	5.22	25.22
▶ PENT	24	Amanda RISSMEYER	JR	2,963		3/4/11	0.3	0.00	0.30
Team Total									48.92

13



Wheaton (Mass.)

New England Women's & Men's Athletic Conferen

▼ **1**

Event	Scrd As	Athlete	Yr	Scored Mark	Date	Pl. Pts.	Bonus	TOTAL
Scored bests come from CURRENT season								
▶ 400m	24	Ashante LITTLE	SO	58.24	1/27/12	0.3	0.00	0.30
▶ TJ	8	Ashley DELL'AIRA	SR	11.69m	38-4¼	7	0.91	7.91
Scored bests come from PRE-SEASON DATA								
▶ 400m	26	Lauren CARDARELLI	SR	58.54	3/4/11	0.2	0.00	0.20
▶ H60m	2	Didi JUSME	SR	8.73	3/12/11	18	2.48	20.48
▶ 4x400	8			3:54.85	3/4/11	3	0.96	3.96
▶ WT	5	Tope WAHEED	SR	17.32m	56-10	12	1.88	13.88
Team Total								46.73

14



Washington (Mo.)

University Athletic Association

▲ **1**

Event	Scrd As	Athlete	Yr	Scored Mark	Date	Pl. Pts.	Bonus	TOTAL	
Scored bests come from CURRENT season									
▶ 800m	10	Erica JACKEY	SR	2:14.14	1/21/12	5	0.78	5.78	
▶ 800m	23	Liz PHILLIPS	SR	2:17.09	1/21/12	0.35	0.09	0.44	
▶ Mile	9	Erica JACKEY	SR	4:59.21	1/28/12	6	0.81	6.81	
▶ HJ	24	Jasmine WILLIAMS	SO	1.65m	5-5	12/2/11	0.3	0.00	0.30
Scored bests come from PRE-SEASON DATA									
▶ Mile	6	Liz PHILLIPS	SR	4:56.57	2/18/11	10	1.48	11.48	
▶ DMR	2			11:48.98	3/4/11	17	2.56	19.56	
▶ PV	14	Anna ETHERINGTON	SO	3.55m	11-7½	2/26/11	1.5	0.12	1.62
▶ TJ	19	Anne DIAZ-ARRASTIA	JR	11.34m	37-2½	1/15/11	0.6	0.00	0.60
Team Total								46.59	

15



Wellesley

New England Women's & Men's Athletic Conferen

▼ **2**

Event	Scrd As	Athlete	Yr	Scored Mark	Date	Pl. Pts.	Bonus	TOTAL
Scored bests come from PRE-SEASON DATA								
▶ 800m	2	Leah CLEMENT	JR	2:10.68	2/25/11	18	2.43	20.43
▶ 800m	16	Randelle BOOTS	JR	2:16.19	2/18/11	0.9	0.26	1.16
▶ Mile	1	Randelle BOOTS	JR	4:50.12	2/25/11	20	3.69	23.69
▶ DMR	15			12:03.54	2/11/11	0.5	0.01	0.51
Team Total								45.79

"Scrd As", short for "Scored As", Standing used for place points portion of performance's score combining preseason data (when applied) to current season data

Numbers in BLACK are both the performance's actual NCAA rank AND "scored as" rank Numbers in RED indicate actual NCAA rank does not exist or is worse than "scored as" rank Numbers in BLUE indicate actual NCAA rank is better than "scored as" rank

USTFCCCA Non-Member

Non-Member Schools Will NOT be ranked, beginning Week 2



USTFCCCA NCAA Division III National Team Rankings

2012 Indoor Track & Field, Week #2

as of 1/31/2012 11:52:35 AM

D denotes multiple-event rule in affect
Only those who score >0.01 pts are shown

WOMEN

16



North Central (Ill.)

College Conference of Illinois & Wisconsin

2

Event	Scrd As	Athlete	Yr	Scored Mark		Date	Pl. Pts.	Bonus	TOTAL
Scored bests come from CURRENT season									
▶ 800m	19	Kala BINGHAM	SR	2:16.74		1/28/12	0.6	0.15	0.75
▶ PV	17	Elizabeth COMPOSTO	FR	3.50m	11-5%	1/28/12	0.8	0.00	0.80
▶ LJ	29	Jocelyn REDLINSKI	SO	5.39m	17-8%	1/20/12	0.05	0.00	0.05
▶ SP	27	Ebony STALLWORTH	FR	12.59m	41-3%	1/28/12	0.15	0.00	0.15
Scored bests come from PRE-SEASON DATA									
▶ 60m	7	Kayla MURPHY	SR	7.75		2/11/11	8	0.86	8.86
▶ 800m	12	Krista COTA	JR	2:14.59		2/25/11	3	0.61	3.61
▶ H60m	12	Brandi JACKSON		8.91		#####	3	0.58	3.58
▶ 4x400	3			3:50.01		3/4/11	14	3.01	17.01
▶ DMR	6			11:53.78		3/4/11	6	1.57	7.57
▶ HJ	29	Krista COTA	JR	1.64m	5-4%	3/4/11	0.05	0.00	0.05
▶ PV	20	Kayla MURPHY	SR	3.45m	11-3%	2/5/11	0.5	0.00	0.50
▶ PENT	14	Jocelyn REDLINSKI	SO	3,081		2/25/11	1.5	0.26	1.76
Team Total									44.68

17



Tufts

New England Small College Athletic Conference

1

Event	Scrd As	Athlete	Yr	Scored Mark		Date	Pl. Pts.	Bonus	TOTAL
Scored bests come from CURRENT season									
▶ SP	17	Kelly ALLEN	JR	12.86m	42-2¼	1/21/12	0.8	0.05	0.85
▶ WT	9	Kelly ALLEN	JR	16.80m	55-1½	1/14/12	6	0.74	6.74
▶ WT	28	Ronke OYEKUNLE	JR	15.59m	51-1¼	1/21/12	0.1	0.00	0.10
Scored bests come from PRE-SEASON DATA									
▶ 4x400	13			3:57.58		2/25/11	0.7	0.12	0.82
▶ DMR	8			11:55.37		3/4/11	3	1.24	4.24
▶ HJ	7	Dayorsha COLLINS	SR	1.68m	5-6	1/15/11	8	0.55	8.55
▶ PV	8	Heather THEISS	SR	3.67m	12-½	3/4/11	7	0.66	7.66
▶ TJ	6	Nakeisha JONES	SR	11.81m	38-9	3/4/11	10	1.41	11.41
▶ PENT	16	Jana HIEBER	SO	3,015		2/4/11	0.9	0.00	0.90
Team Total									41.26

18



Coe

Iowa Intercollegiate Athletic Conference

1

Event	Scrd As	Athlete	Yr	Scored Mark	Date	Pl. Pts.	Bonus	TOTAL
Scored bests come from PRE-SEASON DATA								
400m	7	Keelie FINNEL	SR	56.97	2/25/11	8	1.05	9.05
800m	1	Keelie FINNEL	SR	2:10.62	2/11/11	20	2.47	22.47
4x400	5			3:53.11	3/5/11	8	1.55	9.55
Team Total								41.07

19



Nebraska Wesleyan

Great Plains Athletic Conference

2

Event	Scrd As	Athlete	Yr	Scored Mark		Date	Pl. Pts.	Bonus	TOTAL
Scored bests come from CURRENT season									
▶ 5000m	22	Hannah KINBERG	SR	17:41.00		1/20/12	0.4	0.00	0.40
▶ HJ	3	Katie SCHOEN	SR	1.70m	5-7	1/20/12	16	1.26	17.26
▶ SP	4	Deanna DIRKSCHNEIDER	JR	13.84m	45-5	1/27/12	14	1.57	15.57
Scored bests come from PRE-SEASON DATA									
▶ H60m	10	Taylor TACHA	JR	8.88		2/18/11	5	0.83	5.83
▶ 4x400	14			3:57.84		3/5/11	0.6	0.07	0.67
Team Total									39.74

20



Buffalo State

State University of New York Athletic Conference

2

Event	Scrd As	Athlete	Yr	Scored Mark		Date	Pl. Pts.	Bonus	TOTAL
Scored bests come from CURRENT season									
▶ 60m	14	Sasha HENRY	JR	7.81		1/27/12	1.5	0.42	1.92
▶ 60m	23	Jazmin DUNHAM	SO	7.87		1/27/12	0.35	0.10	0.45
▶ H60m	12	Jazmin DUNHAM	SO	8.91		12/2/11	3	0.58	3.58
▶ TJ	30	Shatima BROWN	FR	11.13m	36-6%	1/20/12	0.02	0.00	0.02
Scored bests come from PRE-SEASON DATA									
▶ 60m	1	Erica JOHNSON	SR	7.51		3/12/11	20	3.50	23.50
▶ H60m	28	Jessica WALKER	SR	9.18		2/19/11	0.1	0.00	0.10
▶ TJ	10	Jessica WALKER	SR	11.58m	38-0	2/26/11	5	0.46	5.46
Team Total									35.03

"Scrd As", short for "Scored As", Standing used for place points portion of performance's score combining preseason data (when applied) to current season data

Numbers in BLACK are both the performance's actual NCAA rank AND "scored as" rank Numbers in RED indicate actual NCAA rank does not exist or is worse than "scored as" rank Numbers in BLUE indicate actual NCAA rank is better than "scored as" rank

USTFCCCA Non-Member

Non-Member Schools Will NOT be ranked, beginning Week 2



USTFCCCA NCAA Division III National Team Rankings

2012 Indoor Track & Field, Week #2

as of 1/31/2012 11:52:36 AM

D denotes multiple-event rule in affect
Only those who score >0.01 pts are shown

WOMEN

21



Moravian

Landmark Conference

▼ 1

Event	Scrd As	Athlete	Yr	Scored Mark	Date	Pl. Pts.	Bonus	TOTAL	
Scored bests come from CURRENT season									
▶ PV	20	Allison VANEK	SO	3.45m	11-3%	12/2/11	0.5	0.00	0.50
Scored bests come from PRE-SEASON DATA									
▶ Mile	20	Cadee ROCKWELL	SR	5:04.85		3/4/11	0.5	0.02	0.52
▶ 5000m	17	Cadee ROCKWELL	SR	17:34.46		3/4/11	0.8	0.13	0.93
▶ PV	1	Abigail SCHAFER	SR	4.17m	13-8%	3/12/11	20	5.03	25.03
▶ LJ	10	Micah LEONARD	JR	5.58m	18-3%	2/26/11	5	0.37	5.37
▶ TJ	14	Micah LEONARD	JR	11.48m	37-8	3/4/11	1.5	0.24	1.74
Team Total								34.10	

24



Keene State

Little East Conference

unch

Event	Scrd As	Athlete	Yr	Scored Mark	Date	Pl. Pts.	Bonus	TOTAL
Scored bests come from CURRENT season								
▶ Mile	14	Maggie FITTER	JR	5:01.39	1/27/12	1.5	0.40	1.90
Scored bests come from PRE-SEASON DATA								
▶ 800m	24	Maggie FITTER	JR	2:17.29	1/28/11	0.3	0.05	0.35
▶ Mile	23	Paige MILLS	SR	5:05.41	2/25/11	0.35	0.00	0.35
▶ 5000m	7	Paige MILLS	SR	17:09.96	3/4/11	8	1.53	9.53
▶ 5000m	19	Andrea WALSH	SR	17:39.73	2/25/11	0.6	0.00	0.60
▶ DMR	3			11:50.99	3/12/11	14	2.14	16.14
Team Total								28.87

22



UW-Eau Claire

Wisconsin Intercollegiate Athletic Conference

▼ 4

Event	Scrd As	Athlete	Yr	Scored Mark	Date	Pl. Pts.	Bonus	TOTAL	
Scored bests come from CURRENT season									
▶ HJ	14	Julia BARANEK	SR	1.67m	5-5%	1/21/12	1.5	0.30	1.80
Scored bests come from PRE-SEASON DATA									
▶ 400m	11	Talisa EMBERTS	SR	57.32		3/5/11	4	0.67	4.67
▶ H60m	10	Kim MIRESE	SR	8.88		3/12/11	5	0.83	5.83
▶ H60m	20	Erin SCHOENFELDER	JR	9.03		3/5/11	0.5	0.00	0.50
▶ 4x400	9			3:55.65		3/5/11	2	0.69	2.69
▶ SP	7	Brittany FREDERICK	SR	13.81m	45-3%	3/5/11	8	1.50	9.50
▶ SP	21	Lindsey HALLER	SR	12.77m	41-10%	3/5/11	0.45	0.00	0.45
▶ WT	8	Brittany FREDERICK	SR	16.91m	55-5%	3/5/11	7	0.97	7.97
Team Total								33.41	

25



Amherst

New England Small College Athletic Conference

▲ 1

Event	Scrd As	Athlete	Yr	Scored Mark	Date	Pl. Pts.	Bonus	TOTAL
Scored bests come from CURRENT season								
▶ Mile	16	Keri LAMBERT	JR	5:02.38	1/27/12	0.9	0.29	1.19
Scored bests come from PRE-SEASON DATA								
▶ 800m	24	Melissa SULLIVAN	SR	2:17.29	3/4/11	0.3	0.05	0.35
▶ Mile	7	Melissa SULLIVAN	SR	4:57.52	2/11/11	8	1.18	9.18
▶ 5000m	4	Ali SIMEONE	JR	17:04.61	3/4/11	14	2.07	16.07
▶ DMR	13			11:58.97	3/4/11	0.7	0.56	1.26
Team Total								28.05

23



Rowan

New Jersey Athletic Conference

unch

Event	Scrd As	Athlete	Yr	Scored Mark	Date	Pl. Pts.	Bonus	TOTAL
Scored bests come from PRE-SEASON DATA								
▶ Mile	10	Jenna PEACOCK	SR	5:01.17	2/25/11	5	0.42	5.42
▶ 5000m	8	Jenna PEACOCK	SR	17:13.91	3/4/11	7	1.14	8.14
▶ H60m	4	Jamie THOMPSON	SO	8.75	3/12/11	14	2.22	16.22
▶ LJ	22	Jamie THOMPSON	SO	5.45m	17-10% 3/4/11	0.4	0.00	0.40
Team Total								30.19

26



NYU

University Athletic Association

▼ 1

Event	Scrd As	Athlete	Yr	Scored Mark	Date	Pl. Pts.	Bonus	TOTAL
Scored bests come from PRE-SEASON DATA								
▶ Mile	5	Maeve EVANS	SR	4:55.92	2/19/11	12	1.70	13.70
▶ 5000m	5	Maeve EVANS	SR	17:04.70	3/12/11	12	2.06	14.06
Team Total								27.76

"Scrd As", short for "Scored As", Standing used for place points portion of performance's score combining preseason data (when applied) to current season data

Numbers in BLACK are both the performance's actual NCAA rank AND "scored as" rank Numbers in RED indicate actual NCAA rank does not exist or is worse than "scored as" rank Numbers in BLUE indicate actual NCAA rank is better than "scored as" rank

USTFCCCA Non-Member

Non-Member Schools Will NOT be ranked, beginning Week 2



USTFCCCA NCAA Division III National Team Rankings

2012 Indoor Track & Field, Week #2

as of 1/31/2012 11:52:36 AM

D denotes multiple-event rule in affect
Only those who score >0.01 pts are shown

WOMEN

27



SUNY Oneonta

State University of New York Athletic Conference

▲ 1

Event	Scrd As	Athlete	Yr	Scored Mark		Date	Pl. Pts.	Bonus	TOTAL
Scored bests come from CURRENT season									
▶ HJ	3	Kacy BOBURKA	JR	1.70m	5-7	12/3/11	16	1.26	17.26
▶ WT	11	Sarah TIMMONS	SR	16.75m	54-11½	1/28/12	4	0.63	4.63
Scored bests come from PRE-SEASON DATA									
▶ 800m	11	Lauren BRUNETTO	SR	2:14.41		3/4/11	4	0.68	4.68
Team Total									26.57

28



UW-La Crosse

Wisconsin Intercollegiate Athletic Conference

▼ 1

Event	Scrd As	Athlete	Yr	Scored Mark		Date	Pl. Pts.	Bonus	TOTAL
Scored bests come from CURRENT season									
▶ 60m	17	Rebecca SCHMIDT	JR	7.85		1/28/12	0.8	0.18	0.98
▶ 60m	23	Hannah MUELLER	SO	7.87		1/20/12	0.35	0.10	0.45
▶ WT	23	Nicole FLACKEY	JR	15.83m	51-11½	1/28/12	0.35	0.00	0.35
Scored bests come from PRE-SEASON DATA									
▶ 400m	30	Laurel BECK	SR	58.67		3/5/11	0.02	0.00	0.02
▶ 4x400	7			3:54.41		3/5/11	4	1.11	5.11
▶ HJ	22	Kayla ASHLAND	SO	1.66m	5-5½	1/29/11	0.4	0.08	0.48
▶ HJ	29	Megan MARFILIUS	JR	1.64m	5-4½	1/21/11	0.05	0.00	0.05
▶ SP	3	Nicole FLACKEY	JR	14.03m	46-½	1/21/11	16	2.22	18.22
▶ PENT	30	Sheila OPELT	SO	2,909		2/25/11	0.02	0.00	0.02
Team Total									25.68

29



Christopher Newport

USA South Athletic Conference

▲ 1

Event	Scrd As	Athlete	Yr	Scored Mark	Date	Pl. Pts.	Bonus	TOTAL
Scored bests come from CURRENT season						1.5	0.30	1.80
▶ HJ	14	Jenna ELLIOTT	SO	1.67m	5-5½			
Scored bests come from PRE-SEASON DATA						0.6	0.14	0.74
▶ 400m	19	Dira HANSEN	SR	57.88	2/20/11			
▶ 800m	9	Dira HANSEN	SR	2:13.67	2/27/11			
▶ PENT	4	Dira HANSEN	SR	3,309	3/2/11			
▶ PENT	29	Cheria JACKSON	SR	2,926	3/2/11	0.05	0.00	0.05
Team Total								25.53

30



Carleton

Minnesota Intercollegiate Athletic Conference

▼ 1

Event	Scrd As	Athlete	Yr	Scored Mark	Date	Pl. Pts.	Bonus	TOTAL
Scored bests come from PRE-SEASON DATA								
▶ Mile	11	Simone CHILDS-WALKER	SR	5:01.23	2/19/11	4	0.42	4.42
▶ 5000m	2	Simone CHILDS-WALKER	SR	17:02.68	3/12/11	18	2.26	20.26
Team Total								24.68

31



Lehman

City University of New York Athletic Conference

unch

Event	Scrd As	Athlete	Yr	Scored Mark	Date	Pl. Pts.	Bonus	TOTAL	
Scored bests come from CURRENT season									
▶ 60m	5	Tobi ALLI	SO	7.68	1/6/12	12	1.55	13.55	
▶ H60m	25	Shantay BECCAN	FR	9.15	1/13/12	0.25	0.00	0.25	
▶ LJ	22	Tobi ALLI	SO	5.45m	17-10½	0.4	0.00	0.40	
▶ TJ	7	Jasmine SPRINGER	JR	11.76m	38-7	1/20/12	8	1.20	9.20
Team Total								23.40	

32



TCNJ

New Jersey Athletic Conference

▲ 1

Event	Scrd As	Athlete	Yr	Scored Mark	Date	Pl. Pts.	Bonus	TOTAL	
Scored bests come from PRE-SEASON DATA									
▶ DMR	9			11:55.57	3/4/11	2	1.20	3.20	
▶ HJ	5	Brigit ROEMER	SO	1.69m	5-6½	3/12/11	12	0.89	12.89
▶ TJ	9	Brigit ROEMER	SO	11.61m	38-1¼	2/20/11	6	0.58	6.58
Team Total								22.67	

33



Linfield

Northwest Conference

▲ 2

Event	Scrd As	Athlete	Yr	Scored Mark		Date	Pl. Pts.	Bonus	TOTAL
Scored bests come from CURRENT season									
▶ PV	2	Catherine STREET	SR	4.10m	13-5¼	1/13/12	18	4.34	22.34
▶ SP	29	Anna LABEAUME	SO	12.57m	41-3	1/13/12	0.05	0.00	0.05
Team Total								22.39	

"Scrd As", short for "Scored As", Standing used for place points portion of performance's score combining preseason data (when applied) to current season data

Numbers in BLACK are both the performance's actual NCAA rank AND "scored as" rank Numbers in RED indicate actual NCAA rank does not exist or is worse than "scored as" rank Numbers in BLUE indicate actual NCAA rank is better than "scored as" rank

USTFCCCA Non-Member

Non-Member Schools Will NOT be ranked, beginning Week 2



USTFCCCA NCAA Division III National Team Rankings

2012 Indoor Track & Field, Week #2

as of 1/31/2012 11:52:37 AM

D denotes multiple-event rule in affect
Only those who score >0.01 pts are shown

WOMEN

34



Rose-Hulman

Heartland Collegiate Athletic Conference

unch

Event	Scrd As	Athlete	Yr	Scored Mark		Date	Pl. Pts.	Bonus	TOTAL
Scored bests come from CURRENT season									
► HJ	2	Elizabeth EVANS	JR	1.78m	5-10	1/14/12	18	4.28	22.28
Team Total									22.28

35



Bowdoin

New England Small College Athletic Conference

▼ 3

Event	Scrd As	Athlete	Yr	Scored Mark		Date	Pl. Pts.	Bonus	TOTAL
Scored bests come from CURRENT season									
▶ PV	13	Erin SILVA	FR	3.58m	11-9	1/28/12	2	0.23	2.23
Scored bests come from PRE-SEASON DATA									
▶ 400m	6	Elsa MILLETT	SR	56.76		2/25/11	10	1.29	11.29
▶ H60m	19	Michele KAUFMAN	JR	9.01		2/18/11	0.6	0.00	0.60
▶ TJ	25	Laura PETERSON	SR	11.22m	36-9%	2/18/11	0.25	0.00	0.25
▶ PENT	8	Annie HUYLER	SR	3,189		3/4/11	7	0.87	7.87
Team Total								22.24	

36



Marietta

Ohio Athletic Conference

unch

Event	Scrd As	Athlete	Yr	Scored Mark		Date	Pl. Pts.	Bonus	TOTAL
Scored bests come from CURRENT season									
▶ TJ	29	Ashley BAULT	SR	11.14m	36-6%	12/3/11	0.05	0.00	0.05
▶ PENT	3	Ashley BAULT	SR	3,327		12/10/11	16	2.20	18.20
Scored bests come from PRE-SEASON DATA									
▶ HJ	22	Ashley BAULT	SR	1.66m	5-5%	1/29/11	0.4	0.08	0.48
▶ LJ	13	Ashley BAULT	SR	5.55m	18-2%	2/6/11	2	0.24	2.24
Team Total									20.98

37



Salisbury

Capital Athletic Conference

▲ 19

Event	Scrd As	Athlete	Yr	Scored Mark		Date	Pl. Pts.	Bonus	TOTAL
Scored bests come from CURRENT season									
▶ SP	2	Chelsea TAVIK	JR	14.04m	46-%	1/28/12	18	2.26	20.26
▶ WT	27	Chelsea TAVIK	JR	15.61m	51-2%	1/28/12	0.15	0.00	0.15
Scored bests come from PRE-SEASON DATA									
▶ WT	22	Jennifer HOUGHTON	SR	15.87m	52-1	3/5/11	0.4	0.00	0.40
Team Total									20.81

38



Central (Iowa)

Iowa Intercollegiate Athletic Conference

▼ 1

Event	Scrd As	Athlete	Yr	Scored Mark	Date	Pl. Pts.	Bonus	TOTAL	
Scored bests come from PRE-SEASON DATA									
▶ 4x400	4			3:52.45	3/5/11	11	1.77	12.77	
▶ SP	10	Morgan DARROW	SR	13.53m	44-4%	2/25/11	5	0.93	5.93
▶ WT	20	Morgan DARROW	SR	15.96m	52-4%	3/5/11	0.5	0.00	0.50
▶ PENT	20	Caitlin WILSON	SR	2,996	2/11/11	0.5	0.00	0.50	
Team Total								19.70	

39



Montclair State

New Jersey Athletic Conference

▲ 4

Event	Scrd As	Athlete	Yr	Scored Mark	Date	Pl. Pts.	Bonus	TOTAL
Scored bests come from CURRENT season								
▶ 400m	16	Heather GEARITY	JR	57.63	1/27/12	0.9	0.33	1.23
▶ PENT	12	Heather GEARITY	JR	3,133	1/20/12	3	0.49	3.49
Scored bests come from PRE-SEASON DATA								
▶ 4x400	12			3:57.06	2/25/11	0.8	0.23	1.03
▶ PENT	5	Krystal ELLIS	SO	3,289	2/12/11	12	1.73	13.73
Team Total								19.48

"Scrd As", short for "Scored As", Standing used for place points portion of performance's score combining preseason data (when applied) to current season data

Numbers in BLACK are both the performance's actual NCAA rank AND "scored as" rank Numbers in RED indicate actual NCAA rank does not exist or is worse than "scored as" rank Numbers in BLUE indicate actual NCAA rank is better than "scored as" rank

USTFCCCA Non-Member

Non-Member Schools Will NOT be ranked, beginning Week 2



USTFCCCA NCAA Division III National Team Rankings

2012 Indoor Track & Field, Week #2

as of 1/31/2012 11:52:38 AM

D denotes multiple-event rule in affect
Only those who score >0.01 pts are shown

WOMEN

40



UW-Platteville

Wisconsin Intercollegiate Athletic Conference

▼ 2

Event	Scrd As	Athlete	Yr	Scored Mark	Date	Pl. Pts.	Bonus	TOTAL
Scored bests come from PRE-SEASON DATA								
▶ 400m	14	Ann TANK	SR	57.50	2/18/11	1.5	0.47	1.97
▶ 800m	4	Ann TANK	SR	2:11.66	3/12/11	14	1.84	15.84
▶ 4x400	10			3:55.91	2/18/11	1	0.61	1.61
Team Total								19.42

41



Farmingdale State

Skyline Conference

unch

Event	Scrd As	Athlete	Yr	Scored Mark		Date	Pl. Pts.	Bonus	TOTAL
Scored bests come from CURRENT season									
▶ TJ	26	Druscilla DICKSON	FR	11.21m	36-9½	1/20/12	0.2	0.00	0.20
Scored bests come from PRE-SEASON DATA									
▶ 60m	4	Corine MAGEE	JR	7.67		12/8/10	14	1.66	15.66
▶ H60m	25	Victoria MANDAT	JR	9.15		12/8/10	0.25	0.00	0.25
▶ TJ	12	Faustine CHUKWUEZI	JR	11.50m	37-8¾	3/12/11	3	0.28	3.28
Team Total									19.39

42



St. Norbert

Midwest Conference

unch

Event	Scrd As	Athlete	Yr	Scored Mark	Date	Pl. Pts.	Bonus	TOTAL
Scored bests come from PRE-SEASON DATA								
▶ 400m	29	Emily SCHUDROWITZ	SR	58.66	2/5/11	0.05	0.00	0.05
▶ 800m	3	Emily SCHUDROWITZ	SR	2:10.70	2/11/11	16	2.42	18.42
▶ 4x400	15			3:58.02	3/5/11	0.5	0.04	0.54
Team Total								19.01

43



UW-Stevens Point

Wisconsin Intercollegiate Athletic Conference

▼ 3

Event	Scrd As	Athlete	Yr	Scored Mark		Date	Pl. Pts.	Bonus	TOTAL
Scored bests come from CURRENT season									
▶ Mile	19	Kelly HAEN	SR	5:04.81		1/21/12	0.6	0.03	0.63
▶ WT	25	Amy KRZYKOWSKI	SR	15.66m	51-4½	1/14/12	0.25	0.00	0.25
Scored bests come from PRE-SEASON DATA									
▶ H60m	6	Erin KLINE	JR	8.81		3/5/11	10	1.46	11.46
▶ DMR	7			11:53.88		2/19/11	4	1.55	5.55
▶ PV	16	Leanna ROSE		3.51m	11-6½	2/25/11	0.9	0.00	0.90
Team Total									18.78

44



Franklin & Marshall

Centennial Conference

▲ 8

Event	Scrd As	Athlete	Yr	Scored Mark	Date	Pl. Pts.	Bonus	TOTAL
Scored bests come from CURRENT season								
▶ 800m	13	Sheena CRAWLEY	JR	2:14.87	1/22/12	2	0.51	2.51
▶ Mile	4	Sheena CRAWLEY	JR	4:54.66	1/27/12	14	2.12	16.12
Team Total								18.64

45



Mount Union

Ohio Athletic Conference

▼ 6

Event	Scrd As	Athlete	Yr	Scored Mark		Date	Pl. Pts.	Bonus	TOTAL
Scored bests come from CURRENT season									
▶ 400m	9	Mary MAHONEY	JR	57.16		12/9/11	6	0.84	6.84
▶ H60m	12	Taylor KRING	SO	8.91		12/9/11	3	0.58	3.58
▶ SP	23	Aubree JONES	SR	12.70m	41-8	1/27/12	0.35	0.00	0.35
Scored bests come from PRE-SEASON DATA									
▶ 60m	8	Mary MAHONEY	JR	7.76		2/5/11	7	0.79	7.79
Team Total									18.56

46



Centre

Southern Collegiate Athletic Conference

▼ 2

Event	Scrd As	Athlete	Yr	Scored Mark		Date	Pl. Pts.	Bonus	TOTAL
Scored bests come from PRE-SEASON DATA									
▶ WT	4	Emily NIEHAUS	SR	17.47m	57-3¾	2/19/11	14	2.35	16.35
Team Total									16.35

"Scrd As", short for "Scored As", Standing used for place points portion of performance's score combining preseason data (when applied) to current season data

Numbers in BLACK are both the performance's actual NCAA rank AND "scored as" rank Numbers in RED indicate actual NCAA rank does not exist or is worse than "scored as" rank Numbers in BLUE indicate actual NCAA rank is better than "scored as" rank

USTFCCCA Non-Member

Non-Member Schools Will NOT be ranked, beginning Week 2



USTFCCCA NCAA Division III National Team Rankings

2012 Indoor Track & Field, Week #2

as of 1/31/2012 11:52:39 AM

D denotes multiple-event rule in affect
Only those who score >0.01 pts are shown

WOMEN

47



St. Benedict

▼ 1

Minnesota Intercollegiate Athletic Conference

Event	Scrd As	Athlete	Yr	Scored Mark	Date	Pl. Pts.	Bonus	TOTAL	
Scored bests come from PRE-SEASON DATA									
▶ PV	5	Danielle BUSCH	JR	3.70m	12-1½	3/4/11	12	0.86	12.86
▶ LJ	17	Julia RENNER	SR	5.52m	18-1½	3/4/11	0.8	0.11	0.91
▶ PENT	26	Clare MURN	JR	2,958		3/4/11	0.2	0.00	0.20
Team Total									13.98

48



Carthage

▼ 1

College Conference of Illinois & Wisconsin

Event	Scrd As	Athlete	Yr	Scored Mark	Date	Pl. Pts.	Bonus	TOTAL
Scored bests come from PRE-SEASON DATA								
► PENT	7	Sarah THOMPSON	SR	3,235	2/25/11	8	1.27	9.27
► PENT	11	Christine NELSON	SR	3,140	3/4/11	4	0.52	4.52
Team Total								13.79

49



Alvernia

▼ 1

Middle Atlantic Conferences

Event	Scrd As	Athlete	Yr	Scored Mark		Date	Pl. Pts.	Bonus	TOTAL
Scored bests come from CURRENT season									
► PV	5	Melissa FELLEBAUM	JR	3.70m	12-1½	1/13/12	12	0.86	12.86
Team Total									12.86

50



UW-Stout

▼ 5

Wisconsin Intercollegiate Athletic Conference

Event	Scrd As	Athlete	Yr	Scored Mark		Date	Pl. Pts.	Bonus	TOTAL
Scored bests come from CURRENT season									
▶ SP	22	Jessika SMITH	SO	12.76m	41-10½	1/21/12	0.4	0.00	0.40
Scored bests come from PRE-SEASON DATA									
▶ PV	22	Sabrina SCOVILLE	JR	3.41m	11-2¼	2/25/11	0.4	0.00	0.40
▶ LJ	6	Jessika SMITH	SO	5.69m	18-8	3/5/11	10	1.31	11.31
Team Total									12.11

51



Springfield (Mass.)

▼ 2

New England Women's & Men's Athletic Conferen

Event	Scrd As	Athlete	Yr	Scored Mark	Date	Pl. Pts.	Bonus	TOTAL
Scored bests come from PRE-SEASON DATA								
▶ 4x400	19			3:59.17	2/25/11	0.1	0.00	0.10
▶ PENT	6	Kelly CURTIS	SR	3,240	2/18/11	10	1.31	11.31
Team Total								11.41

52



Roanoke

▼ 2

Old Dominion Athletic Conference

Event	Scrd As	Athlete	Yr	Scored Mark	Date	Pl. Pts.	Bonus	TOTAL
Scored bests come from CURRENT season								
▶ 800m	6	Carmen GRAVES	JR	2:12.67	1/20/12	10	1.36	11.36
Team Total								11.36

53



Hamline

unch

Minnesota Intercollegiate Athletic Conference

Event	Scrd As	Athlete	Yr	Scored Mark		Date	Pl. Pts.	Bonus	TOTAL
Scored bests come from CURRENT season									
▶ SP	20	Becky CULP	JR	12.79m	41-11½	1/21/12	0.5	0.00	0.50
▶ WT	7	Brenna COYLE	SR	17.21m	56-5½	1/21/12	8	1.62	9.62
Scored bests come from PRE-SEASON DATA									
▶ PV	24	Carly BRAUN	JR	3.40m	11-1½	3/4/11	0.3	0.00	0.30
Team Total									10.42

54



Carnegie Mellon

▲ 1

University Athletic Association

Event	Scrd As	Athlete	Yr	Scored Mark	Date	Pl. Pts.	Bonus	TOTAL
Scored bests come from CURRENT season								
▶ 5000m	24	Emily WOB	SO	17:44.24	1/14/12	0.3	0.00	0.30
Scored bests come from PRE-SEASON DATA								
▶ 60m	31	Jacqueline GUEVEL	SO	7.89	2/26/11		0.03	0.03
▶ H60m	7	Jacqueline GUEVEL	SO	8.86	3/12/11	8	1.00	9.00
Team Total								9.33

"Scrd As", short for "Scored As", Standing used for place points portion of performance's score combining preseason data (when applied) to current season data

Numbers in BLACK are both the performance's actual NCAA rank AND "scored as" rank Numbers in RED indicate actual NCAA rank does not exist or is worse than "scored as" rank Numbers in BLUE indicate actual NCAA rank is better than "scored as" rank

USTFCCCA Non-Member

Non-Member Schools Will NOT be ranked, beginning Week 2



USTFCCCA NCAA Division III National Team Rankings

2012 Indoor Track & Field, Week #2

as of 1/31/2012 11:52:39 AM

D denotes multiple-event rule in affect
Only those who score >0.01 pts are shown

WOMEN

55



Ohio Wesleyan

North Coast Athletic Conference

▲ 2

Event	Scrd As	Athlete	Yr	Scored Mark		Date	Pl. Pts.	Bonus	TOTAL
Scored bests come from PRE-SEASON DATA									
▶ Mile	25	Cara DEANGELIS	SO	5:05.53		3/4/11	0.25	0.00	0.25
▶ HJ	7	Emily AMBURGEY	JR	1.68m	5-6	2/5/11	8	0.55	8.55
▶ PV	27	Sarah BECHTEL	SO	3.39m	11-1½	3/4/11	0.15	0.00	0.15
Team Total									8.95

55



Simpson (Iowa)

Iowa Intercollegiate Athletic Conference

▲ 4

Event	Scrd As	Athlete	Yr	Scored Mark		Date	Pl. Pts.	Bonus	TOTAL
Scored bests come from PRE-SEASON DATA									
▶ HJ	7	Kinsey BAK	SR	1.68m	5-6	3/5/11	8	0.55	8.55
▶ PENT	22	Kinsey BAK	SR	2,974		2/11/11	0.4	0.00	0.40
Team Total									8.95

57



Greenville

St. Louis Intercollegiate Athletic Conference

▼ 3

Event	Scrd As	Athlete	Yr	Scored Mark	Date	Pl. Pts.	Bonus	TOTAL
Scored bests come from PRE-SEASON DATA								
▶ 400m	17	Philita JOHNSON	SR	57.77	3/4/11	0.8	0.20	1.00
▶ LJ	8	Penny GRANT	SR	5.64m	18-6 2/19/11	7	0.88	7.88
Team Total								8.88

58



SUNY Cortland

State University of New York Athletic Conference

▼ 7

Event	Scrd As	Athlete	Yr	Scored Mark	Date	Pl. Pts.	Bonus	TOTAL	
Scored bests come from CURRENT season									
▶ 5000m	10	Alyson DALTON	SR	17:21.70	12/10/11	5	0.63	5.63	
▶ LJ	26	Sarah BONNELL	SO	5.43m	17-9½	1/28/12	0.2	0.00	0.20
Scored bests come from PRE-SEASON DATA									
▶ 60m	15	Sarah BONNELL	SO	7.82	2/26/11	1	0.35	1.35	
▶ 800m	27	Jordyn NAYLON	JR	2:17.48	2/19/11	0.15	0.01	0.16	
▶ Mile	17	Jordyn NAYLON	JR	5:04.11	3/4/11	0.8	0.10	0.90	
▶ PENT	19	Nicole SCHAFER	JR	2,998	3/4/11	0.6	0.00	0.60	
Team Total								8.84	

59



Delaware Valley

Middle Atlantic Conferences

▲ 1

Event	Scrd As	Athlete	Yr	Scored Mark		Date	Pl. Pts.	Bonus	TOTAL
Scored bests come from PRE-SEASON DATA									
▶ HJ	7	Meghan DONOVAN	SR	1.68m	5-6	2/26/11	8	0.55	8.55
Team Total									8.55

60



McMurry

American Southwest Conference

▲ 7

Event	Scrd As	Athlete	Yr	Scored Mark		Date	Pl. Pts.	Bonus	TOTAL
Scored bests come from CURRENT season									
▶ H60m	24	Kristen JOHNSON	FR	9.13		1/13/12	0.3	0.00	0.30
▶ HJ	14	Kristen JOHNSON	FR	1.67m	5-5½	1/27/12	1.5	0.30	1.80
▶ LJ	11	Shanita COLEMAN	SO	5.57m	18-3¼	1/20/12	4	0.33	4.33
▶ LJ	16	Tiana ALEXANDER	FR	5.53m	18-1½	1/27/12	0.9	0.16	1.06
Scored bests come from PRE-SEASON DATA									
▶ 60m	23	Carla BURTON	SO	7.87		3/4/11	0.35	0.10	0.45
Team Total									7.94

61



Ohio Northern

Ohio Athletic Conference

unch

Event	Scrd As	Athlete	Yr	Scored Mark	Date	Pl. Pts.	Bonus	TOTAL	
Scored bests come from CURRENT season									
▶ PV	17	Aubrie STECHSCHULTE	SR	3.50m	11-5½	1/20/12	0.8	0.00	0.80
Scored bests come from PRE-SEASON DATA									
▶ 5000m	9	Alison STEINBRUNNER	JR	17:14.07	2/11/11	6	1.13	7.13	
Team Total								7.93	

62



Carroll (Wis.)

Midwest Conference

unch

Event	Scrd As	Athlete	Yr	Scored Mark	Date	Pl. Pts.	Bonus	TOTAL
Scored bests come from CURRENT season								
▶ 5000m	30	Megan O'GRADY	JR	17:51.72	1/27/12	0.02	0.00	0.02
Scored bests come from PRE-SEASON DATA								
▶ 400m	8	Lindsay GRUENKE	SR	57.15	3/5/11	7	0.85	7.85
Team Total								7.87

"Scrd As", short for "Scored As", Standing used for place points portion of performance's score combining preseason data (when applied) to current season data

Numbers in BLACK are both the performance's actual NCAA rank AND "scored as" rank Numbers in RED indicate actual NCAA rank does not exist or is worse than "scored as" rank Numbers in BLUE indicate actual NCAA rank is better than "scored as" rank

USTFCCCA Non-Member

Non-Member Schools Will NOT be ranked, beginning Week 2



USTFCCCA NCAA Division III National Team Rankings

2012 Indoor Track & Field, Week #2

as of 1/31/2012 11:52:40 AM

D denotes multiple-event rule in affect
Only those who score >0.01 pts are shown

WOMEN

63



Texas Lutheran

American Southwest Conference

unch

Event	Scrd As	Athlete	Yr	Scored Mark	Date	Pl. Pts.	Bonus	TOTAL
Scored bests come from CURRENT season								
▶ TJ	28	Destiney JONES	SR	11.15m 36-7	1/20/12	0.1	0.00	0.10
Scored bests come from PRE-SEASON DATA								
▶ PV	8	Ligia BOLIVAR	JR	3.67m 12-½	3/12/11	7	0.66	7.66
Team Total								7.76

64



Wilmington (Ohio)

Ohio Athletic Conference

unch

Event	Scrd As	Athlete	Yr	Scored Mark	Date	Pl. Pts.	Bonus	TOTAL
Scored bests come from PRE-SEASON DATA								
▶ PV	8	Mackenzie WILLS	JR	3.67m 12-½	3/12/11	7	0.66	7.66
Team Total								7.66

65



Johns Hopkins

Centennial Conference

▲ 4

Event	Scrd As	Athlete	Yr	Scored Mark	Date	Pl. Pts.	Bonus	TOTAL
Scored bests come from CURRENT season								
▶ 5000m	11	Hannah ECKSTEIN	FR	17:22.98	1/27/12	4	0.55	4.55
Scored bests come from PRE-SEASON DATA								
▶ 800m	20	Annie MONAGLE	JR	2:16.78	2/19/11	0.5	0.15	0.65
▶ 5000m	18	Cecilia FURLONG	SR	17:37.34	12/4/10	0.7	0.04	0.74
▶ 5000m	21	Lara SHEGOSKI	SO	17:40.69	3/4/11	0.45	0.00	0.45
▶ DMR	19			12:11.08	3/4/11	0.1	0.00	0.10
Team Total								6.48

66



Millikin

College Conference of Illinois & Wisconsin

unch

Event	Scrd As	Athlete	Yr	Scored Mark	Date	Pl. Pts.	Bonus	TOTAL
Scored bests come from CURRENT season								
▶ 60m	19	Ariel ROBINSON	SO	7.86	1/21/12	0.6	0.14	0.74
▶ SP	11	LeAnn SPESARD	JR	13.36m 43-10	12/2/11	4	0.70	4.70
Scored bests come from PRE-SEASON DATA								
▶ SP	30	Emilie ALTENBERGER	SR	12.56m 41-2½	2/25/11	0.02	0.00	0.02
Team Total								5.46

67



Dubuque

Iowa Intercollegiate Athletic Conference

▼ 2

Event	Scrd As	Athlete	Yr	Scored Mark	Date	Pl. Pts.	Bonus	TOTAL
Scored bests come from PRE-SEASON DATA								
▶ 60m	12	Bridget HOSLEY	SR	7.79	2/19/11	3	0.57	3.57
▶ HJ	14	Michelle STRICKLAND	JR	1.67m 5-5½	2/19/11	1.5	0.30	1.80
Team Total								5.36

68



SUNY Geneseo

State University of New York Athletic Conference

▼ 10

Event	Scrd As	Athlete	Yr	Scored Mark	Date	Pl. Pts.	Bonus	TOTAL
Scored bests come from CURRENT season								
▶ 800m	21	Keira WOOD	FR	2:17.02	1/14/12	0.45	0.10	0.55
Scored bests come from PRE-SEASON DATA								
▶ 800m	28	Mary ALDRIDGE	SO	2:17.52	1/28/11	0.1	0.01	0.11
▶ Mile	18	Alyssa SMITH	SR	5:04.28	2/26/11	0.7	0.08	0.78
▶ Mile	26	Marissa LIBERATI	JR	5:05.99	3/4/11	0.2	0.00	0.20
▶ 5000m	14	Marissa LIBERATI	JR	17:25.67	1/28/11	1.5	0.41	1.91
▶ DMR	12			11:57.91	3/4/11	0.8	0.72	1.52
Team Total								5.08

69



Baldwin-Wallace

Ohio Athletic Conference

▲ 5

Event	Scrd As	Athlete	Yr	Scored Mark	Date	Pl. Pts.	Bonus	TOTAL
Scored bests come from CURRENT season								
▶ SP	18	Cristina PERRINE	JR	12.81m 42-½	1/27/12	0.7	0.00	0.70
▶ WT	13	Cristina PERRINE	JR	16.64m 54-7½	1/27/12	2	0.50	2.50
▶ WT	29	Leslie PERNELL	SR	15.55m 51-¼	1/27/12	0.05	0.00	0.05
Scored bests come from PRE-SEASON DATA								
▶ DMR	18			12:10.96	2/12/11	0.2	0.00	0.20
▶ WT	16	Stefani GRABER	JR	16.31m 53-6½	1/29/11	0.9	0.14	1.04
Team Total								4.48

"Scrd As", short for "Scored As", Standing used for place points portion of performance's score combining preseason data (when applied) to current season data

Numbers in BLACK are both the performance's actual NCAA rank AND "scored as" rank Numbers in RED indicate actual NCAA rank does not exist or is worse than "scored as" rank Numbers in BLUE indicate actual NCAA rank is better than "scored as" rank

USTFCCCA Non-Member

Non-Member Schools Will NOT be ranked, beginning Week 2



USTFCCCA NCAA Division III National Team Rankings

2012 Indoor Track & Field, Week #2

as of 1/31/2012 11:52:41 AM

D denotes multiple-event rule in affect
Only those who score >0.01 pts are shown

WOMEN

70



Southern Maine

Little East Conference

▲ 1

Event	Scrd As	Athlete	Yr	Scored Mark	Date	Pl. Pts.	Bonus	TOTAL
Scored bests come from CURRENT season								
▶ 400m	25	Hannah WILEY	FR	58.39	1/27/12	0.25	0.00	0.25
▶ Mile	29	Molly CARL	JR	5:06.95	1/20/12	0.05	0.00	0.05
▶ WT	17	Hannah PATTERSON	SR	16.18m 53-1	1/28/12	0.8	0.00	0.80
Scored bests come from PRE-SEASON DATA								
▶ PV	14	Bethany DUMAS	SR	3.55m 11-7¾	1/21/11	1.5	0.12	1.62
▶ LJ	27	Christina MASSEY	JR	5.41m 17-9	1/8/11	0.15	0.00	0.15
▶ PENT	15	Ariel HOWES	JR	3,053	3/4/11	1	0.13	1.13
Team Total								4.01

71



Westfield State

Massachusetts State Collegiate Athletic Conference

▼ 3

Event	Scrd As	Athlete	Yr	Scored Mark	Date	Pl. Pts.	Bonus	TOTAL
Scored bests come from CURRENT season								
▶ WT	12	Amanda GRICUS	SR	16.67m 54-8¾	1/21/12	3	0.53	3.53
Scored bests come from PRE-SEASON DATA								
▶ 60m	27	Targie GERVAIS	SO	7.88	2/5/11	0.15	0.07	0.22
Team Total								3.75

72



St. Thomas (Minn.)

Minnesota Intercollegiate Athletic Conference

▼ 2

Event	Scrd As	Athlete	Yr	Scored Mark	Date	Pl. Pts.	Bonus	TOTAL
Scored bests come from CURRENT season								
▶ SP	23	Amy MAAS	SR	12.70m 41-8	1/27/12	0.35	0.00	0.35
Scored bests come from PRE-SEASON DATA								
▶ 60m	16	Emily VAN HEEL	SO	7.84	3/4/11	0.9	0.21	1.11
▶ 400m	21	Emily VAN HEEL	SO	57.95	2/19/11	0.45	0.11	0.56
▶ TJ	16	Emily VAN HEEL	SO	11.42m 37-5¾	3/12/11	0.9	0.11	1.01
▶ WT	18	Amy MAAS	SR	16.12m 52-10¾	3/4/11	0.7	0.00	0.70
Team Total								3.73

73



Brandeis

University Athletic Association

▲ 51

Event	Scrd As	Athlete	Yr	Scored Mark	Date	Pl. Pts.	Bonus	TOTAL
Scored bests come from CURRENT season								
▶ 5000m	12	Kate WARWICK	SR	17:24.26	1/27/12	3	0.46	3.46
Team Total								3.46

74



Allegheny

North Coast Athletic Conference

▲ 1

Event	Scrd As	Athlete	Yr	Scored Mark	Date	Pl. Pts.	Bonus	TOTAL
Scored bests come from PRE-SEASON DATA								
▶ SP	12	Lauren BUTLER	SR	13.16m 43-2¾	3/4/11	3	0.44	3.44
Team Total								3.44

75



UW-Superior

Wisconsin Intercollegiate Athletic Conference

▲ 1

Event	Scrd As	Athlete	Yr	Scored Mark	Date	Pl. Pts.	Bonus	TOTAL
Scored bests come from CURRENT season								
▶ TJ	13	Traelyn LEWIS	JR	11.49m 37-8¾	1/21/12	2	0.26	2.26
Scored bests come from PRE-SEASON DATA								
▶ WT	15	Katie CAPRIGLIONE	JR	16.35m 53-7¾	3/5/11	1	0.18	1.18
Team Total								3.44

76



St. Scholastica

Upper Midwest Athletic Conference

▲ 2

Event	Scrd As	Athlete	Yr	Scored Mark	Date	Pl. Pts.	Bonus	TOTAL
Scored bests come from CURRENT season								
▶ TJ	16	Rachel MILLER	JR	11.42m 37-5¾	12/10/11	0.9	0.11	1.01
▶ WT	24	Alec SEELEY	SR	15.70m 51-6¾	12/10/11	0.3	0.00	0.30
▶ PENT	21	Tracy PERISH	SO	2,989	1/13/12	0.45	0.00	0.45
Scored bests come from PRE-SEASON DATA								
▶ H60m	17	Maggie BAIR	SO	8.99	3/12/11	0.8	0.08	0.88
▶ SP	25	Alec SEELEY	SR	12.63m 41-5¾	2/5/11	0.25	0.00	0.25
Team Total								2.90

"Scrd As", short for "Scored As", Standing used for place points portion of performance's score combining preseason data (when applied) to current season data

Numbers in BLACK are both the performance's actual NCAA rank AND "scored as" rank Numbers in RED indicate actual NCAA rank does not exist or is worse than "scored as" rank Numbers in BLUE indicate actual NCAA rank is better than "scored as" rank

USTFCCCA Non-Member

Non-Member Schools Will NOT be ranked, beginning Week 2



USTFCCCA NCAA Division III National Team Rankings

2012 Indoor Track & Field, Week #2

as of 1/31/2012 11:52:42 AM

D denotes multiple-event rule in affect
Only those who score >0.01 pts are shown

WOMEN

77



Emory

University Athletic Association

▲ 3

Event	Scrd As	Athlete	Yr	Scored Mark	Date	Pl. Pts.	Bonus	TOTAL
Scored bests come from CURRENT season								
▶ 4x400	17	Adjibaba, Clark, Leonard, Dyer		3:58.96	1/25/12	0.3	0.00	0.30
Scored bests come from PRE-SEASON DATA								
▶ H60m	22	Jasmine MCCULLOUGH	SR	9.06	3/4/11	0.4	0.00	0.40
▶ LJ	19	Lauren ATTIAH	SR	5.49m 18-¾	2/26/11	0.6	0.00	0.60
▶ TJ	16	Lauren ATTIAH	SR	11.42m 37-5¾	3/4/11	0.9	0.11	1.01
▶ PENT	23	Lauren ATTIAH	SR	2,964	2/11/11	0.35	0.00	0.35
Team Total								2.66

78



Bates

New England Small College Athletic Conference

▲ 33

Event	Scrd As	Athlete	Yr	Scored Mark	Date	Pl. Pts.	Bonus	TOTAL
Scored bests come from CURRENT season								
▶ 800m	13	Elizabeth ARENS	JR	2:14.87	1/27/12	2	0.51	2.51
▶ 800m	29	Sarah FUSCO	FR	2:17.62	1/27/12	0.05	0.00	0.05
▶ Mile	28	Elizabeth ARENS	JR	5:06.74	1/20/12	0.1	0.00	0.10
Team Total								2.66

79



Adrian

Michigan Intercollegiate Athletic Association

unch

Event	Scrd As	Athlete	Yr	Scored Mark	Date	Pl. Pts.	Bonus	TOTAL
Scored bests come from CURRENT season								
▶ 60m	13	Kelsea SELLERS	SR	7.80	1/27/12	2	0.49	2.49
Scored bests come from PRE-SEASON DATA								
▶ 800m	30	Alicia FOWLER	JR	2:17.94	2/18/11	0.02	0.00	0.02
Team Total								2.51

80



Heidelberg

Ohio Athletic Conference

▲ 5

Event	Scrd As	Athlete	Yr	Scored Mark	Date	Pl. Pts.	Bonus	TOTAL
Scored bests come from PRE-SEASON DATA								
▶ LJ	13	Marian BEVINGTON	JR	5.55m 18-2½	1/29/11	2	0.24	2.24
Team Total								2.24

81



UW-River Falls

Wisconsin Intercollegiate Athletic Conference

unch

Event	Scrd As	Athlete	Yr	Scored Mark	Date	Pl. Pts.	Bonus	TOTAL
Scored bests come from PRE-SEASON DATA								
▶ 4x400	16			3:58.72	3/5/11	0.4	0.00	0.40
▶ PV	22	Kayla HILLMAN	SR	3.41m 11-2¼	2/25/11	0.4	0.00	0.40
▶ LJ	20	Alicia POTTING	SO	5.46m 17-11	3/5/11	0.5	0.00	0.50
▶ LJ	22	Heidi HILGERS	SO	5.45m 17-10¾	3/5/11	0.4	0.00	0.40
▶ TJ	20	Alicia POTTING	SO	11.30m 37-1	3/5/11	0.5	0.00	0.50
Team Total								2.20

82



WPI

New England Women's & Men's Athletic Conferen

unch

Event	Scrd As	Athlete	Yr	Scored Mark	Date	Pl. Pts.	Bonus	TOTAL
Scored bests come from CURRENT season								
▶ HJ	24	Julie EAGLE	JR	1.65m 5-5	1/27/12	0.3	0.00	0.30
Scored bests come from PRE-SEASON DATA								
▶ 400m	15	Noelle RICHARD	JR	57.57	3/4/11	1	0.40	1.40
▶ HJ	24	Adrianna DAVIS	JR	1.65m 5-5	#####	0.3	0.00	0.30
Team Total								2.00

83



Lawrence

Midwest Conference

unch

Event	Scrd As	Athlete	Yr	Scored Mark	Date	Pl. Pts.	Bonus	TOTAL
Scored bests come from PRE-SEASON DATA								
▶ HJ	14	Rose TEPPER	JR	1.67m 5-5¾	2/5/11	1.5	0.30	1.80
Team Total								1.80

83



Whitworth

Northwest Conference

unch

Event	Scrd As	Athlete	Yr	Scored Mark	Date	Pl. Pts.	Bonus	TOTAL
Scored bests come from PRE-SEASON DATA								
▶ HJ	14	Jheri GATES	SO	1.67m 5-5¾	3/5/11	1.5	0.30	1.80
Team Total								1.80

"Scrd As", short for "Scored As", Standing used for place points portion of performance's score combining preseason data (when applied) to current season data

Numbers in BLACK are both the performance's actual NCAA rank AND "scored as" rank Numbers in RED indicate actual NCAA rank does not exist or is worse than "scored as" rank Numbers in BLUE indicate actual NCAA rank is better than "scored as" rank

USTFCCCA Non-Member

Non-Member Schools Will NOT be ranked, beginning Week 2



USTFCCCA NCAA Division III National Team Rankings

2012 Indoor Track & Field, Week #2

as of 1/31/2012 11:52:42 AM

D denotes multiple-event rule in affect
Only those who score >0.01 pts are shown

WOMEN

85



UMass Dartmouth

Little East Conference

▲ 2

Event	Scrd As	Athlete	Yr	Scored Mark	Date	Pl. Pts.	Bonus	TOTAL	
Scored bests come from PRE-SEASON DATA									
▶ SP	14	Jessica MASSE	SO	12.95m	42-6	12/11/10	1.5	0.17	1.67
Team Total								1.67	

86



Dickinson

Centennial Conference

▼ 9

Event	Scrd As	Athlete	Yr	Scored Mark	Date	Pl. Pts.	Bonus	TOTAL
Scored bests come from PRE-SEASON DATA								
▶ 5000m	16	Catherine CAMPBELL	SR	17:33.12	2/26/11	0.9	0.17	1.07
▶ 5000m	20	Taylor LUDMAN	SO	17:40.43	2/26/11	0.5	0.00	0.50
Team Total								1.57

87



Swarthmore

Centennial Conference

▼ 1

Event	Scrd As	Athlete	Yr	Scored Mark	Date	Pl. Pts.	Bonus	TOTAL
Scored bests come from PRE-SEASON DATA								
▶ H60m	15	Kenyetta GIVANS	SR	8.92	2/26/11	1	0.49	1.49
Team Total								1.49

88



Rochester

University Athletic Association

▼ 16

Event	Scrd As	Athlete	Yr	Scored Mark	Date	Pl. Pts.	Bonus	TOTAL
Scored bests come from PRE-SEASON DATA								
▶ Mile	15	Lauren NORTON	SR	5:02.02	2/19/11	1	0.33	1.33
Team Total								1.33

89



Worcester State

Massachusetts State Collegiate Athletic Conference

▲ 5

Event	Scrd As	Athlete	Yr	Scored Mark	Date	Pl. Pts.	Bonus	TOTAL	
Scored bests come from CURRENT season									
▶ 60m	19	Brianna WISE	JR	7.86	1/28/12	0.6	0.14	0.74	
Scored bests come from PRE-SEASON DATA									
▶ LJ	20	Mara KRALIAN	SR	5.46m	17-11	1/22/11	0.5	0.00	0.50
Team Total								1.24	

90



Capital

Ohio Athletic Conference

▼ 2

Event	Scrd As	Athlete	Yr	Scored Mark	Date	Pl. Pts.	Bonus	TOTAL
Scored bests come from PRE-SEASON DATA								
▶ 800m	17	Sarah TRICK	SR	2:16.53	3/5/11	0.8	0.19	0.99
Team Total								0.99

91



Utica

Empire 8 Athletic Conference

unch

Event	Scrd As	Athlete	Yr	Scored Mark		Date	Pl. Pts.	Bonus	TOTAL
Scored bests come from CURRENT season									
▶ LJ	22	Lauren DELUDE	FR	5.45m	17-10%	1/28/12	0.4	0.00	0.40
Scored bests come from PRE-SEASON DATA									
▶ H60m	20	Jess CIRAULO	SO	9.03		2/25/11	0.5	0.00	0.50
Team Total									0.90

92



Lebanon Valley

Middle Atlantic Conferences

▲ 1

Event	Scrd As	Athlete	Yr	Scored Mark	Date	Pl. Pts.	Bonus	TOTAL
Scored bests come from PRE-SEASON DATA								
▶ DMR	20			12:13.33	3/4/11	0.05	0.00	0.05
▶ PENT	17	Allisha FARRELL	JR	3,012	2/26/11	0.8	0.00	0.80
Team Total								0.85

93



Alfred

Empire 8 Athletic Conference

▼ 1

Event	Scrd As	Athlete	Yr	Scored Mark	Date	Pl. Pts.	Bonus	TOTAL	
Scored bests come from CURRENT season									
▶ PV	17	Rebecca GRAUDONS	SO	3.50m	11-5%	1/21/12	0.8	0.00	0.80
Team Total								0.80	

"Scrd As", short for "Scored As", Standing used for place points portion of performance's score combining preseason data (when applied) to current season data

Numbers in BLACK are both the performance's actual NCAA rank AND "scored as" rank Numbers in RED indicate actual NCAA rank does not exist or is worse than "scored as" rank Numbers in BLUE indicate actual NCAA rank is better than "scored as" rank

USTFCCCA Non-Member

Non-Member Schools Will NOT be ranked, beginning Week 2



USTFCCCA NCAA Division III National Team Rankings

2012 Indoor Track & Field, Week #2

as of 1/31/2012 11:52:43 AM

D denotes multiple-event rule in affect
Only those who score >0.01 pts are shown

WOMEN

94



Chicago

University Athletic Association

▲ 3

Event	Scrd As	Athlete	Yr	Scored Mark	Date	Pl. Pts.	Bonus	TOTAL
Scored bests come from CURRENT season								
800m	21	Kayla McDONALD	JR	2:17.02	1/28/12	0.45	0.10	0.55
Scored bests come from PRE-SEASON DATA								
4x400	18			3:58.97	3/4/11	0.2	0.00	0.20
Team Total								0.75

95



Stevenson

Capital Athletic Conference

▼ 5

Event	Scrd As	Athlete	Yr	Scored Mark	Date	Pl. Pts.	Bonus	TOTAL
Scored bests come from CURRENT season								
60m	19	Julie EGONU	SO	7.86	12/10/11	0.6	0.14	0.74
Team Total								0.74

96



Oberlin

North Coast Athletic Conference

▼ 7

Event	Scrd As	Athlete	Yr	Scored Mark	Date	Pl. Pts.	Bonus	TOTAL
Scored bests come from PRE-SEASON DATA								
400m	27	Marissa CLARDY	JR	58.58	3/4/11	0.15	0.00	0.15
Mile	21	Molly MARTORELLA	SO	5:05.00	3/4/11	0.45	0.01	0.46
Team Total								0.61

97



Lynchburg

Old Dominion Athletic Conference

▼ 1

Event	Scrd As	Athlete	Yr	Scored Mark	Date	Pl. Pts.	Bonus	TOTAL
Scored bests come from PRE-SEASON DATA								
400m	22	Christina WASHINGTON	SR	57.96	3/5/11	0.4	0.10	0.50
Team Total								0.50

98



Augsburg

Minnesota Intercollegiate Athletic Conference

▲ 26

Event	Scrd As	Athlete	Yr	Scored Mark	Date	Pl. Pts.	Bonus	TOTAL
Scored bests come from CURRENT season								
60m	23	Ashley CARNEY	JR	7.87	1/28/12	0.35	0.10	0.45
Team Total								0.45

99



Stevens

Empire 8 Athletic Conference

▲ 1

Event	Scrd As	Athlete	Yr	Scored Mark		Date	Pl. Pts.	Bonus	TOTAL
Scored bests come from CURRENT season									
▶ WT	21	Alina DURAN	JR	15.94m	52-3%	12/10/11	0.45	0.00	0.45
Team Total									0.45

99



Susquehanna

Landmark Conference

▲ 19

Event	Scrd As	Athlete	Yr	Scored Mark	Date	Pl. Pts.	Bonus	TOTAL	
Scored bests come from CURRENT season									
► TJ	21	Kristin STAM	SR	11.29m	37-½	1/27/12	0.45	0.00	0.45
Team Total								0.45	

101



Kenyon

North Coast Athletic Conference

▲ 2

Event	Scrd As	Athlete	Yr	Scored Mark	Date	Pl. Pts.	Bonus	TOTAL
Scored bests come from PRE-SEASON DATA								
► H60m	22	Sierra DELEON	SO	9.06	3/4/11	0.4	0.00	0.40
Team Total								0.40

102



Luther

Iowa Intercollegiate Athletic Conference

▲ 2

Event	Scrd As	Athlete	Yr	Scored Mark	Date	Pl. Pts.	Bonus	TOTAL
Scored bests come from PRE-SEASON DATA								
► DMR	16			12:05.03	3/4/11	0.4	0.00	0.40
Team Total								0.40

103



Alma

Michigan Intercollegiate Athletic Association

▲ 21

Event	Scrd As	Athlete	Yr	Scored Mark	Date	Pl. Pts.	Bonus	TOTAL	
Scored bests come from CURRENT season									
► PV	24	Abby WITHAM	JR	3.40m	11-1½	1/27/12	0.3	0.00	0.30
Team Total								0.30	

"Scrd As", short for "Scored As", Standing used for place points portion of performance's score combining preseason data (when applied) to current season data

Numbers in BLACK are both the performance's actual NCAA rank AND "scored as" rank Numbers in RED indicate actual NCAA rank does not exist or is worse than "scored as" rank Numbers in BLUE indicate actual NCAA rank is better than "scored as" rank

USTFCCCA Non-Member

Non-Member Schools Will NOT be ranked, beginning Week 2



USTFCCCA NCAA Division III National Team Rankings

2012 Indoor Track & Field, Week #2

as of 1/31/2012 11:52:44 AM

D denotes multiple-event rule in affect
Only those who score >0.01 pts are shown

WOMEN

103



Concordia Moorhead

Minnesota Intercollegiate Athletic Conference

▲ 3

Event	Scrd As	Athlete	Yr	Scored Mark		Date	Pl. Pts.	Bonus	TOTAL
Scored bests come from PRE-SEASON DATA									
▶ TJ	24	Tatijana MULLERDAHLBERG	SR	11.24m	36-10½	3/4/11	0.3	0.00	0.30

Team Total 0.30

103



Cornell College

Iowa Intercollegiate Athletic Conference

▲ 5

Event	Scrd As	Athlete	Yr	Scored Mark	Date	Pl. Pts.	Bonus	TOTAL
Scored bests come from PRE-SEASON DATA								
▶ PENT	24	Christal HARRIS	JR	2,963	3/4/11	0.3	0.00	0.30

Team Total 0.30

103



Fitchburg State

Massachusetts State Collegiate Athletic Conference

▲ 3

Event	Scrd As	Athlete	Yr	Scored Mark		Date	Pl. Pts.	Bonus	TOTAL
Scored bests come from PRE-SEASON DATA									
▶ HJ	24	Emily LANE	JR	1.65m	5-5	1/15/11	0.3	0.00	0.30

Team Total 0.30

107



Wheaton (Ill.)

College Conference of Illinois & Wisconsin

▼ 9

Event	Scrd As	Athlete	Yr	Scored Mark	Date	Pl. Pts.	Bonus	TOTAL
Scored bests come from PRE-SEASON DATA								
▶ 60m	27	Renee BETTINGER	SR	7.88	2/18/11	0.15	0.07	0.22
▶ HJ	29	Shannon MCNEIL	SO	1.64m 5-4½	3/4/11	0.05	0.00	0.05

Team Total 0.27

108



Elizabethtown

Middle Atlantic Conferences

▼ 9

Event	Scrd As	Athlete	Yr	Scored Mark	Date	Pl. Pts.	Bonus	TOTAL
Scored bests come from PRE-SEASON DATA								
▶ 5000m	26	Traci TEMPONE	SO	17:45.61	12/11/10	0.2	0.00	0.20
▶ 5000m	29	Taryn SHANK	JR	17:50.66	12/11/10	0.05	0.00	0.05

Team Total 0.25

109



Haverford

Centennial Conference

▼ 7

Event	Scrd As	Athlete	Yr	Scored Mark	Date	Pl. Pts.	Bonus	TOTAL
Scored bests come from PRE-SEASON DATA								
▶ 5000m	25	Emily LIPMAN	SR	17:44.28	2/26/11	0.25	0.00	0.25

Team Total 0.25

110



Bridgewater State

Massachusetts State Collegiate Athletic Conference

▲ 2

Event	Scrd As	Athlete	Yr	Scored Mark	Date	Pl. Pts.	Bonus	TOTAL
Scored bests come from PRE-SEASON DATA								
▶ 400m	28	Molly ROUILLARD	SR	58.60	3/4/11	0.1	0.00	0.10
▶ PENT	28	Carrie ROBITAILLE	SR	2,939	2/25/11	0.1	0.00	0.10

Team Total 0.20

111



Case Western Reserve

University Athletic Association

▼ 3

Event	Scrd As	Athlete	Yr	Scored Mark	Date	Pl. Pts.	Bonus	TOTAL	
Scored bests come from PRE-SEASON DATA									
▶ SP	27	Amanda KLINE	SR	12.59m	41-3¾	2/26/11	0.15	0.00	0.15

Team Total 0.15

111



Mary Washington

Capital Athletic Conference

▲ 4

Event	Scrd As	Athlete	Yr	Scored Mark	Date	Pl. Pts.	Bonus	TOTAL	
Scored bests come from PRE-SEASON DATA									
▶ TJ	27	Nicole DITTO	SR	11.18m	36-8¾	2/27/11	0.15	0.00	0.15

Team Total 0.15

111



Messiah

Middle Atlantic Conferences

▲ 13

Event	Scrd As	Athlete	Yr	Scored Mark	Date	Pl. Pts.	Bonus	TOTAL
Scored bests come from CURRENT season								
▶ H60m	27	Liz MARTIN	SO	9.17	1/27/12	0.15	0.00	0.15

Team Total 0.15

"Scrd As", short for "Scored As", Standing used for place points portion of performance's score combining preseason data (when applied) to current season data

Numbers in BLACK are both the performance's actual NCAA rank AND "scored as" rank Numbers in RED indicate actual NCAA rank does not exist or is worse than "scored as" rank Numbers in BLUE indicate actual NCAA rank is better than "scored as" rank

USTFCCCA Non-Member

Non-Member Schools Will NOT be ranked, beginning Week 2




USTFCCCA NCAA Division III National Team Rankings

2012 Indoor Track & Field, Week #2

as of 1/31/2012 11:52:45 AM

D denotes multiple-event rule in affect
Only those who score >0.01 pts are shown

WOMEN




Minnesota Morris

Upper Midwest Athletic Conference

▼
6

Event	Scrd As	Athlete	Yr	Scored Mark	Date	Pl. Pts.	Bonus	TOTAL
Scored bests come from PRE-SEASON DATA								
► Mile	27	Linda KELLER	JR	5:06.34	3/5/11	0.15	0.00	0.15
Team Total								0.15




Otterbein

Ohio Athletic Conference

▲
2

Event	Scrd As	Athlete	Yr	Scored Mark	Date	Pl. Pts.	Bonus	TOTAL
Scored bests come from CURRENT season								
► LJ	27	Kristen BENNETT	JR	5.41m	12/10/11	0.15	0.00	0.15
Team Total								0.15




St. Olaf

Minnesota Intercollegiate Athletic Conference

▼
1

Event	Scrd As	Athlete	Yr	Scored Mark	Date	Pl. Pts.	Bonus	TOTAL
Scored bests come from PRE-SEASON DATA								
► 5000m	27	Maren WESTBY	SR	17:47.20	2/19/11	0.15	0.00	0.15
Team Total								0.15




Colby

New England Small College Athletic Conference

▼
2

Event	Scrd As	Athlete	Yr	Scored Mark	Date	Pl. Pts.	Bonus	TOTAL
Scored bests come from CURRENT season								
► PV	28	Brittany REARDON	SO	3.38m	1/28/12	0.1	0.00	0.10
Team Total								0.10




Gustavus Adolphus

Minnesota Intercollegiate Athletic Conference

▼
2

Event	Scrd As	Athlete	Yr	Scored Mark	Date	Pl. Pts.	Bonus	TOTAL
Scored bests come from PRE-SEASON DATA								
► 5000m	28	Beth HAUER	JR	17:50.14	2/19/11	0.1	0.00	0.10
Team Total								0.10




Loras

Iowa Intercollegiate Athletic Conference

▼
1

Event	Scrd As	Athlete	Yr	Scored Mark	Date	Pl. Pts.	Bonus	TOTAL
Scored bests come from PRE-SEASON DATA								
► HJ	29	Caitlin GROEPER	JR	1.64m	3/4/11	0.05	0.00	0.05
Team Total								0.05




RIT

Liberty League

▲
1

Event	Scrd As	Athlete	Yr	Scored Mark	Date	Pl. Pts.	Bonus	TOTAL
Scored bests come from CURRENT season								
► LJ	29	Jasmine POLES	SO	5.39m	1/14/12	0.05	0.00	0.05
Team Total								0.05




Wooster

North Coast Athletic Conference

▲
5

Event	Scrd As	Athlete	Yr	Scored Mark	Date	Pl. Pts.	Bonus	TOTAL
Scored bests come from CURRENT season								
► HJ	29	Abena BOAMAH-ACHEAMPONG	JR	1.64m	1/28/12	0.05	0.00	0.05
Team Total								0.05




Birmingham-Southern

Southern Collegiate Athletic Conference

▼
8

Event	Scrd As	Athlete	Yr	Scored Mark	Date	Pl. Pts.	Bonus	TOTAL
Scored bests come from PRE-SEASON DATA								
► 60m	31	Tiarra GOODE	SO	7.89	2/5/11		0.03	0.03
Team Total								0.03



Widener

Middle Atlantic Conferences

▼
3

Event	Scrd As	Athlete	Yr	Scored Mark	Date	Pl. Pts.	Bonus	TOTAL
Scored bests come from PRE-SEASON DATA								
► PV	30	Brooke MCDONALD	SR	3.37m	3/4/11	0.02	0.00	0.02
Team Total								0.02

"Scrd As", short for "Scored As", Standing used for place points portion of performance's score combining preseason data (when applied) to current season data

Numbers in BLACK are both the performance's actual NCAA rank AND "scored as" rank Numbers in RED indicate actual NCAA rank does not exist or is worse than "scored as" rank Numbers in BLUE indicate actual NCAA rank is better than "scored as" rank

USTFCCCA Non-Member

Non-Member Schools Will NOT be ranked, beginning Week 2