



# USTFCCCA NCAA Division III National Team Rankings

## 2012 Indoor Track & Field, Week #3

as of 2/7/2012 12:08:18 PM

**D** denotes multiple-event rule in affect  
Only those who score >0.01 pts are shown

### MEN

**1**



**North Central (Ill.)**

**unch**

College Conference of Illinois & Wisconsin

Event	Scrd As	Athlete	Yr	Scored Mark	Date	Pl. Pts.	Bonus	TOTAL	
Scored bests come from CURRENT season									
▶ 400m	10	Bai KABBA	JR	49.36	2/3/12	5	0.53	5.53	
▶ 400m	25	Dionte HACKLER	SO	49.64	2/3/12	0.25	0.24	0.49	
▶ 400m	30	Mustapha OLAOYE	FR	49.74	2/3/12	0.02	0.13	0.15	
▶ 5000m	27	Matthew PEREZ	SO	14:48.58	2/3/12	0.15	0.08	0.23	
▶ 4x400	1	Kabba, Olayoe, Hackler, Benton		3:16.62	1/28/12	20	2.73	22.73	
▶ HJ	10	Zach HEERSPINK	JR	2.06m	6-9	1/28/12	5	0.60	5.60
▶ PV	2	Josh WINDER	SO	5.30m	17-4½	1/28/12	18	3.22	21.22
▶ PV	5	John WOOD	SR	5.20m	17-¾	1/28/12	12	2.34	14.34
▶ HEPT	16	Joseph HLETKO	JR	4,321	2/3/12	0.9	0.10	1.00	
Scored bests come from PRE-SEASON DATA									
▶ 400m	2	Dan BENTON	JR	48.27	3/12/11	18	2.12	20.12	
▶ 400m	18	Randal ELLISON	JR	49.55	3/4/11	0.7	0.33	1.03	
▶ 400m	37	Jon CARON	JR	49.82	2/18/11		0.08	0.08	
▶ Mile	18	Matt BRINKMEIER	JR	4:14.07	3/4/11	0.7	0.20	0.90	
▶ 5000m	8	Neal KLEIN	SR	14:31.36	2/4/11	7	1.00	8.00	
▶ 5000m	10	Dan KERLEY	JR	14:34.94	2/25/11	5	0.74	5.74	
▶ PV	1	Peter GERAGHTY	JR	5.32m	17-5½	3/12/11	20	3.39	23.39
▶ PV	3	Thomas STACEY	JR	5.22m	17-1½	3/12/11	16	2.51	18.51
▶ LJ	21	Zach HEERSPINK	JR	6.98m	22-11	1/14/11	0.45	0.04	0.49
▶ SP	9	Robert KAPUSTKA	SR	16.45m	53-11¾	2/12/11	6	0.57	6.57
▶ WT	4	Robert KAPUSTKA	SR	19.35m	63-6	3/12/11	14	2.19	16.19
Team Total								172.29	

**2**



**UW-La Crosse**

**unch**

Wisconsin Intercollegiate Athletic Conference

Event	Scrd As	Athlete	Yr	Scored Mark	Date	Pl. Pts.	Bonus	TOTAL	
Scored bests come from CURRENT season									
▶ 60m	24	Alex KOENEN	FR	6.97	2/3/12	0.3	0.22	0.52	
▶ 400m	4	Aric HOESHEN	JR	48.55	1/27/12	14	1.65	15.65	
▶ 800m	19	Sean ROYER	SO	1:54.65	2/3/12	0.6	0.23	0.83	
▶ 5000m	16	Josh KAUL	SR	14:41.95	2/3/12	0.9	0.31	1.21	
▶ H60m	26	Joe DEROSIER	SO	8.39	2/3/12	0.2	0.06	0.26	
▶ PV	28	Jeffery HILL	FR	4.66m	15-3½	2/3/12	0.1	0.00	0.10
▶ LJ	14	Troy BROOKS	JR	7.09m	23-3¾	2/3/12	1.5	0.44	1.94
▶ TJ	2	Isaac VAZQUEZ	JR	15.08m	49-5¾	1/21/12	18	2.54	20.54
▶ SP	1	Andy NOVAK	SR	18.00m	59-¾	1/21/12	20	3.79	23.79
▶ SP	24	John COOPER	SO	15.79m	51-9¾	1/28/12	0.3	0.00	0.30
▶ SP	25	Alex ZART	SO	15.76m	51-8¾	2/3/12	0.25	0.00	0.25
▶ WT	23	John COOPER	SO	17.57m	57-7¾	1/21/12	0.35	0.00	0.35
Scored bests come from PRE-SEASON DATA									
▶ 60m	11	Jared SITTE	SR	6.93	2/25/11	4	0.53	4.53	
▶ 400m	9	Paul YERHOT	SR	49.28	3/12/11	6	0.62	6.62	
▶ 800m	31	Bruce SCHMITZ	JR	1:55.44	2/10/11		0.04	0.04	
▶ Mile	10	David STILIN	JR	4:11.94	1/29/11	5	0.67	5.67	
▶ 5000m	5	David STILIN	JR	14:29.41	3/12/11	12	1.14	13.14	
▶ 4x400	4			3:17.82	2/10/11	11	1.79	12.79	
▶ DMR	9			9:59.31	3/5/11	2	1.01	3.01	
▶ HJ	22	Nick STONE	SR	2.00m	6-6½	2/18/11	0.4	0.00	0.40
▶ PV	9	Jeremiah BURISH	SR	4.91m	16-1¼	3/5/11	6	0.51	6.51
▶ PV	14	David PERGANDE	JR	4.80m	15-9	2/10/11	1.5	0.15	1.65
▶ PV	28	Rob ROHE	SO	4.66m	15-3¾	3/5/11	0.1	0.00	0.10
▶ LJ	3	Isaac VAZQUEZ	JR	7.32m	24-¾	2/25/11	16	2.31	18.31
▶ LJ	13	Kellen MCCRARY	SR	7.11m	23-4	3/12/11	2	0.52	2.52
▶ TJ	8	Kellen MCCRARY	SR	14.59m	47-10½	2/4/11	7	0.82	7.82
Team Total								148.86	

"Scrd As", short for "Scored As", Standing used for place points portion of performance's score combining preseason data (when applied) to current season data

Numbers in BLACK are both the performance's actual NCAA rank AND "scored as" rank Numbers in RED indicate actual NCAA rank does not exist or is worse than "scored as" rank Numbers in BLUE indicate actual NCAA rank is better than "scored as" rank

USTFCCCA Non-Member

Non-Member Schools Will NOT be ranked, beginning Week 2



# USTFCCCA NCAA Division III National Team Rankings

## 2012 Indoor Track & Field, Week #3

as of 2/7/2012 12:08:19 PM

**D** denotes multiple-event rule in affect  
Only those who score >0.01 pts are shown

### MEN

3



**UW-Oshkosh**

Wisconsin Intercollegiate Athletic Conference

unch

Event	Scrd As	Athlete	Yr	Scored Mark	Date	Pl. Pts.	Bonus	TOTAL
Scored bests come from CURRENT season								
400m	16	Reid ZANOYA	FR	49.48	1/27/12	0.9	0.40	1.30
400m	38	John CEJKA	JR	49.83	1/27/12		0.07	0.07
H60m	18	Alan GERMAN	SR	8.34	2/3/12	0.7	0.26	0.96
HJ	20	Lukey KLITZ	JR	2.01m	2/3/12	0.5	0.00	0.50
LJ	21	Alan GERMAN	SR	6.98m	2/3/12	0.45	0.04	0.49
SP	2	Nick BAATZ	JR	17.93m	58-10	18	3.61	21.61
SP	9	Lewis PRIOR	JR	16.45m	53-11½	6	0.57	6.57
WT	1	Ben LUDTKE	SR	20.24m	66-5	20	4.59	24.59
WT	2	Pete DELZER	JR	19.75m	64-9½	18	3.20	21.20
WT	10	Lewis PRIOR	JR	18.45m	60-6½	5	0.45	5.45
WT	16	Nick BAATZ	JR	18.02m	59-1½	0.9	0.01	0.91
Scored bests come from PRE-SEASON DATA								
5000m	12	Nate STYMIEST	SR	14:37.76	2/4/11	3	0.54	3.54
4x400	7			3:18.29	3/5/11	4	1.43	5.43
DMR	3			9:55.45	3/5/11	14	1.85	15.85
LJ	15	Blaise DUELING	JR	7.04m	23-1½	1	0.26	1.26
TJ	19	Lukey KLITZ	JR	14.28m	46-10½	0.6	0.15	0.75
SP	6	Pete DELZER	JR	16.84m	55-3	10	1.28	11.28
Team Total								121.75

4



**McMurry**

American Southwest Conference

▲ 1

Event	Scrd As	Athlete	Yr	Scored Mark		Date	Pl. Pts.	Bonus	TOTAL
Scored bests come from CURRENT season									
▶ 60m	1	Kenneth TURNER	JR	6.81cA	6.32(55)	1/13/12	20	1.83	21.83
▶ 60m	24	Trevon ODOM	JR	6.97cA	6.47(55)	1/13/12	0.3	0.22	0.52
▶ 60m	39	Gavan BASS	SR	7.00cA	6.49(55)	2/4/12		0.04	0.04
▶ H60m	4	Junior SAINT PREUX	FR	8.15cA	7.55(55)	2/4/12	14	1.93	15.93
▶ LJ	19	Gavan BASS	SR	6.99m	22-11½	1/13/12	0.6	0.07	0.67
▶ TJ	28	Dillion WILKINS	FR	14.08m	46-2½	1/13/12	0.1	0.00	0.10
▶ SP	4	Paul DAVIS	SO	17.52m	57-5½	2/4/12	14	2.52	16.52
Scored bests come from PRE-SEASON DATA									
▶ 400m	5	Kevin CUNNINGHAM	SR	48.67		3/4/11	12	1.46	13.46
▶ 4x400	2			3:17.17		3/4/11	17	2.30	19.30
▶ PV	18	Brock STEINBOCK	JR	4.79m	15-8½	3/4/11	0.7	0.12	0.82
Team Total									89.19

5



**UW-Whitewater**

Wisconsin Intercollegiate Athletic Conference

▲ 1

Event	Scrd As	Athlete	Yr	Scored Mark		Date	Pl. Pts.	Bonus	TOTAL
Scored bests come from CURRENT season									
▶ 60m	15	Dylan CRAFTON	SO	6.94		2/3/12	1	0.45	1.45
▶ 60m	15	Moriarty BROWN-GRIFFIN	SO	6.94		1/14/12	1	0.45	1.45
▶ 400m	20	Matt SANTAS	SO	49.60		1/14/12	0.5	0.28	0.78
▶ H60m	20	Mike JUDD	FR	8.35		2/3/12	0.5	0.22	0.72
▶ HJ	10	Luke BUCHHOLZ	SR	2.06m	6-9	2/3/12	5	0.60	5.60
▶ LJ	2	Dave KUCZYNSKI	JR	7.34m	24-1	1/14/12	18	2.53	20.53
▶ LJ	8	Cory ZAESKE	SO	7.18m	23-6%	2/3/12	7	1.03	8.03
▶ SP	20	Ben WATSON	SO	15.90m	52-2	2/3/12	0.5	0.00	0.50
▶ WT	20	Jordan MILLER	SR	17.82m	58-5%	1/28/12	0.5	0.00	0.50
Scored bests come from PRE-SEASON DATA									
▶ 60m	6	Nick BEE	SO	6.87		3/12/11	10	1.13	11.13
▶ 60m	24	C.J. MILLER	JR	6.97		3/4/11	0.3	0.22	0.52
▶ 60m	31	Nick MILLER	SO	6.98		1/22/11		0.15	0.15
▶ 400m	30	Pete SCHROEDER	SR	49.74		2/25/11	0.02	0.13	0.15
▶ 800m	14	Jeremie BOGARD	JR	1:54.38		1/22/11	1.5	0.29	1.79
▶ Mile	28	Jeremie BOGARD	JR	4:15.57		3/4/11	0.1	0.00	0.10
▶ H60m	26	Marcus SMITH	JR	8.39		2/25/11	0.2	0.06	0.26
▶ 4x400	12			3:19.28		3/4/11	0.8	0.67	1.47
▶ DMR	12			9:59.79		2/19/11	0.8	0.91	1.71
▶ HJ	12	Travis MOREHOUSE	SR	2.05m	6-8%	2/25/11	3	0.39	3.39
▶ LJ	24	Marcus SMITH	JR	6.95m	22-9%	2/19/11	0.3	0.00	0.30
▶ TJ	3	Marcus SMITH	JR	15.03m	49-3%	2/4/11	16	2.33	18.33
▶ SP	30	Loussaint MINETT	SO	15.61m	51-2%	3/4/11	0.02	0.00	0.02
Team Total									78.86

6



**Amherst**

New England Small College Athletic Conference

▼ 2

Event	Scrd As	Athlete	Yr	Scored Mark	Date	Pl. Pts.	Bonus	TOTAL
Scored bests come from PRE-SEASON DATA								
400m	1	Ben SCHEETZ	SR	47.97	2/11/11	20	2.62	22.62
800m	1	Ben SCHEETZ	SR	1:48.68	2/25/11	20	3.86	23.86
4x400	9			3:18.67	2/25/11	2	1.14	3.14
DMR	1			9:52.11	2/11/11	20	2.59	22.59
Team Total								72.21

"Scrd As", short for "Scored As", Standing used for place points portion of performance's score combining preseason data (when applied) to current season data

Numbers in BLACK are both the performance's actual NCAA rank AND "scored as" rank Numbers in RED indicate actual NCAA rank does not exist or is worse than "scored as" rank Numbers in BLUE indicate actual NCAA rank is better than "scored as" rank

USTFCCCA Non-Member

Non-Member Schools Will NOT be ranked, beginning Week 2



# USTFCCCA NCAA Division III National Team Rankings

## 2012 Indoor Track & Field, Week #3

as of 2/7/2012 12:08:20 PM

**D** denotes multiple-event rule in affect  
Only those who score >0.01 pts are shown

### MEN

7



**UW-Eau Claire**

Wisconsin Intercollegiate Athletic Conference

▲ 10

Event	Scrd As	Athlete	Yr	Scored Mark		Date	Pl. Pts.	Bonus	TOTAL
Scored bests come from CURRENT season									
▶ 60m	11	Thurgood DENNIS	FR	6.93		1/28/12	4	0.53	4.53
▶ 400m	32	Cody PRINCE	FR	49.75		1/21/12		0.12	0.12
▶ Mile	17	Aaron EASKER	JR	4:13.94		2/3/12	0.8	0.22	1.02
▶ 4x400	15	Richardson, Dennis, Mackin, Prince		3:19.92		2/3/12	0.5	0.34	0.84
▶ SP	12	Joe LILEK	SR	16.17m	53-¾	1/28/12	3	0.19	3.19
▶ WT	3	Tony SIGRIST	SR	19.69m	64-7½	1/21/12	16	3.03	19.03
▶ WT	11	Tyler GENOVESE	SR	18.44m	60-6	2/3/12	4	0.43	4.43
▶ HEPT	4	Bart MESTELLE	SR	4,758		2/3/12	14	2.19	16.19
▶ HEPT	11	Patrick SWANSON	JR	4,346		2/3/12	4	0.16	4.16
▶ HEPT	26	Greg PETERSON	FR	4,189		2/3/12	0.2	0.00	0.20
Scored bests come from PRE-SEASON DATA									
▶ 400m	27	Patrick MACKIN	SR	49.68		2/25/11	0.15	0.19	0.34
▶ 5000m	9	Thomas BREITBACH	SR	14:33.59		3/12/11	6	0.84	6.84
▶ DMR	10			9:59.45		3/5/11	1	0.98	1.98
▶ HJ	22	Bart MESTELLE	SR	2.00m	6-6½	2/5/11	0.4	0.00	0.40
▶ SP	22	Tony SIGRIST	SR	15.83m	51-11½	2/25/11	0.4	0.00	0.40
Team Total									63.66

8



**SUNY Geneseo**

State University of New York Athletic Conference

▼ 1

Event	Scrd As	Athlete	Yr	Scored Mark		Date	Pl. Pts.	Bonus	TOTAL
Scored bests come from CURRENT season									
▶ 800m	21	Chris CARTER	JR	1:54.68c OT	1:53.78	1/27/12	0.45	0.22	0.67
▶ Mile	12	Eddie NOVARA	SR	4:12.41		1/14/12	3	0.54	3.54
▶ Mile	24	Alex BRIMSTEIN	JR	4:15.13c OT	4:12.93	1/27/12	0.3	0.05	0.35
▶ LJ	5	Wenley LOUIS	SR	7.24m	23-9	1/27/12	12	1.47	13.47
Scored bests come from PRE-SEASON DATA									
▶ Mile	6	Lee BERUBE	SR	4:10.15		1/28/11	10	1.19	11.19
▶ Mile	25	Tom CLARK	JR	4:15.14		1/28/11	0.25	0.05	0.30
▶ 5000m	4	Lee BERUBE	SR	14:23.89		12/4/10	14	1.74	15.74
▶ 5000m	22	Eddie NOVARA	SR	14:45.90		1/28/11	0.4	0.17	0.57
▶ DMR	4			9:56.21		1/28/11	11	1.69	12.69
▶ LJ	19	Nwana OKAFOR	SR	6.99m	22-11½	2/26/11	0.6	0.07	0.67
Team Total									59.18

9



**UW-Platteville**

Wisconsin Intercollegiate Athletic Conference

▲ 7

Event	Scrd As	Athlete	Yr	Scored Mark	Date	Pl. Pts.	Bonus	TOTAL
Scored bests come from CURRENT season								
▶ 60m	11	Aaron HRUBES	JR	6.93	2/3/12	4	0.53	4.53
▶ 60m	24	Lynn OYAWIRI	SR	6.97	2/3/12	0.3	0.22	0.52
▶ 400m	16	Ben FARRELL	JR	49.48	1/28/12	0.9	0.40	1.30
▶ 5000m	11	Patrick KLEIN	SR	14:36.38	2/3/12	4	0.64	4.64
▶ H60m	8	TJ VALLEY	SO	8.23c	7.64(55) 1/28/12	7	1.05	8.05
▶ 4x400	17	Farrell, Ziegler, Kessenich, Hrubes		3:20.62	2/3/12	0.3	0.07	0.37
▶ HJ	6	Ace MCCARTY	SO	2.08m	6-9½ 2/3/12	10	1.37	11.37
Scored bests come from PRE-SEASON DATA								
▶ 800m	10	Patrick KLEIN	SR	1:53.69	2/12/11	5	0.57	5.57
▶ Mile	2	Patrick KLEIN	SR	4:06.85	1/28/11	18	2.63	20.63
▶ H60m	16	Aaron LOFERSKI	JR	8.33	3/5/11	0.9	0.30	1.20
▶ SP	26	Jake WIEDERHOLT	JR	15.69m	51-5½ 2/12/11	0.2	0.00	0.20
Team Total								58.39

10



**Wabash**

North Coast Athletic Conference

▼ 1

Event	Scrd As	Athlete	Yr	Scored Mark		Date	Pl. Pts.	Bonus	TOTAL
Scored bests come from CURRENT season									
▶ 400m	22	Jake WATERMAN	JR	49.62		2/3/12	0.4	0.26	0.66
▶ 400m	41	John HALEY	JR	49.92		2/3/12		0.03	0.03
▶ Mile	1	Kevin MCCARTHY	SR	4:06.58cb	4:05.58	12/9/11	20	2.75	22.75
▶ H60m	25	Nathan MUELLER	Se	8.38		1/21/12	0.25	0.10	0.35
▶ DMR	17	Hruskovich, Haley, Waterman, McCarthy		10:03.35cb	10:00.35	1/27/12	0.3	0.28	0.58
Scored bests come from PRE-SEASON DATA									
▶ 800m	2	Jake WATERMAN	JR	1:50.87		2/26/11	18	2.21	20.21
▶ 800m	5	Kevin MCCARTHY	SR	1:52.03		2/26/11	12	1.36	13.36
Team Total									57.93

"Scrd As", short for "Scored As", Standing used for place points portion of performance's score combining preseason data (when applied) to current season data

Numbers in BLACK are both the performance's actual NCAA rank AND "scored as" rank Numbers in RED indicate actual NCAA rank does not exist or is worse than "scored as" rank Numbers in BLUE indicate actual NCAA rank is better than "scored as" rank

USTFCCCA Non-Member

Non-Member Schools Will NOT be ranked, beginning Week 2



# USTFCCCA NCAA Division III National Team Rankings

## 2012 Indoor Track & Field, Week #3

as of 2/7/2012 12:08:20 PM

**D** denotes multiple-event rule in affect  
Only those who score >0.01 pts are shown

### MEN

# 11



## Haverford

Centennial Conference

▼ 3

Event	Scrd As	Athlete	Yr	Scored Mark	Date	Pl. Pts.	Bonus	TOTAL	
Scored bests come from CURRENT season									
▶ 800m	12	Tim SCHOCH	SR	1:54.11	1/20/12	3	0.37	3.37	
▶ 800m	18	Eric ARNOLD	SR	1:54.60	1/20/12	0.7	0.24	0.94	
▶ 800m	29	Andrew GOLATO	SR	1:55.25	1/20/12	0.05	0.09	0.14	
▶ Mile	26	Andrew GOLATO	SR	4:15.33cb	4:14.33	1/27/12	0.2	0.02	0.22
▶ 5000m	2	Jordan SCHILIT	JR	14:16.37cb	14:12.77	1/27/12	18	2.57	20.57
▶ 5000m	21	Chris STADLER	SO	14:45.75cb	14:42.15	1/27/12	0.45	0.18	0.63
▶ 5000m	29	Brian SOKAS	SO	14:49.35cb	14:45.75	1/27/12	0.05	0.05	0.10
Scored bests come from PRE-SEASON DATA									
▶ Mile	4	Tim SCHOCH	SR	4:09.03	1/28/11	14	1.67	15.67	
▶ Mile	7	Ivo MILIC-STRKALJ	JR	4:10.18	1/28/11	8	1.18	9.18	
▶ Mile	16	Eric ARNOLD	SR	4:13.65	1/28/11	0.9	0.26	1.16	
▶ DMR	8			9:59.01	2/19/11	3	1.08	4.08	
Team Total								56.05	

# 12



## Central (Iowa)

Iowa Intercollegiate Athletic Conference

▼ 1

Event	Scrd As	Athlete	Yr	Scored Mark	Date	Pl. Pts.	Bonus	TOTAL	
Scored bests come from CURRENT season									
▶ HEPT	10	Eric LARSON	FR	4,381	2/3/12	5	0.26	5.26	
▶ HEPT	18	Aaron FULLER	JR	4,284	2/3/12	0.7	0.00	0.70	
▶ HEPT	21	Breighen POWELL	SR	4,263	2/3/12	0.45	0.00	0.45	
Scored bests come from PRE-SEASON DATA									
▶ 400m	15	Kyle WOOD	SR	49.47	3/5/11	1	0.42	1.42	
▶ 800m	17	Ben SCHORNACK	JR	1:54.59	3/5/11	0.8	0.24	1.04	
▶ HJ	1	Ethan MILLER	SR	2.11m	6-11	3/12/11	20	3.07	23.07
▶ LJ	1	Ethan MILLER	SR	7.36m	24-1½	2/25/11	20	2.74	22.74
▶ WT	24	Tyler CROUSE	SR	17.53m	57-6½	2/11/11	0.3	0.00	0.30
Team Total								54.97	

# 13



## UW-Stout

Wisconsin Intercollegiate Athletic Conference

▲ 12

Event	Scrd As	Athlete	Yr	Scored Mark		Date	Pl. Pts.	Bonus	TOTAL
Scored bests come from CURRENT season									
▶ 5000m	3	Tim NELSON	SR	14:20.72		2/3/12	16	2.09	18.09
▶ PV	14	John NEGUS	SR	4.80m	15-9	1/21/12	1.5	0.15	1.65
▶ WT	5	Michael LIHRMAN	SO	19.03m	62-5½	2/3/12	12	1.57	13.57
Scored bests come from PRE-SEASON DATA									
▶ PV	3	Daniel DREWEK	SR	5.22m	17-1½	3/12/11	16	2.51	18.51
Team Total									51.82

# 14



## MIT

New England Women's & Men's Athletic Conference

unch

Event	Scrd As	Athlete	Yr	Scored Mark		Date	Pl. Pts.	Bonus	TOTAL
Scored bests come from CURRENT season									
▶ 60m	34	Joshua DUNCAVAGE	JR	6.99		2/3/12		0.07	0.07
▶ 800m	30	Chadd KIGGINS	FR	1:55.39cb	1:54.79	1/27/12	0.02	0.05	0.07
▶ 800m	34	Samuel PARKER	FR	1:55.56cb	1:54.96	1/27/12		0.02	0.02
▶ Mile	30	Justin BULLOCK	JR	4:15.64cb	4:14.64	2/3/12	0.02	0.00	0.02
▶ WT	6	Chinedum UMACHI	SR	18.83m	61-9½	2/3/12	10	1.18	11.18
Scored bests come from PRE-SEASON DATA									
▶ 800m	9	Patrick MARX	JR	1:53.09		2/11/11	6	0.85	6.85
▶ DMR	2			9:55.13		2/11/11	17	1.92	18.92
▶ PV	6	Nathan PETERSON	SR	5.12m	16-9½	3/12/11	10	1.77	11.77
Team Total									48.91

# 15



## Nebraska Wesleyan

Great Plains Athletic Conference

▼ 3

Event	Scrd As	Athlete	Yr	Scored Mark		Date	Pl. Pts.	Bonus	TOTAL
Scored bests come from CURRENT season									
▶ 400m	12	John KERSENBROCK	JR	49.39cb	48.89	1/20/12	3	0.50	3.50
▶ HJ	2	Tommie BARDSLEY	FR	2.10m	6-10½	1/27/12	18	2.50	20.50
▶ LJ	8	John KERSENBROCK	JR	7.18m	23-6½	2/4/12	7	1.03	8.03
Scored bests come from PRE-SEASON DATA									
▶ PV	12	Jay WALL	SR	4.87m	15-11½	3/12/11	3	0.36	3.36
▶ LJ	6	Jack CHATELAIN	JR	7.22m	23-8½	1/28/11	10	1.32	11.32
▶ TJ	23	Jack CHATELAIN	JR	14.22m	46-8	2/26/11	0.35	0.06	0.41
Team Total									47.13

"Scrd As", short for "Scored As", Standing used for place points portion of performance's score combining preseason data (when applied) to current season data

Numbers in BLACK are both the performance's actual NCAA rank AND "scored as" rank Numbers in RED indicate actual NCAA rank does not exist or is worse than "scored as" rank Numbers in BLUE indicate actual NCAA rank is better than "scored as" rank

USTFCCCA Non-Member

Non-Member Schools Will NOT be ranked, beginning Week 2



# USTFCCCA NCAA Division III National Team Rankings

## 2012 Indoor Track & Field, Week #3

as of 2/7/2012 12:08:21 PM

**D** denotes multiple-event rule in affect  
Only those who score >0.01 pts are shown

### MEN

# 16



## St. Thomas (Minn.)

# 3

Minnesota Intercollegiate Athletic Conference

Event	Scrd As	Athlete	Yr	Scored Mark	Date	Pl. Pts.	Bonus	TOTAL	
Scored bests come from CURRENT season									
▶ 60m	20	Cody JERABEK	JR	6.95	1/28/12	0.5	0.37	0.87	
▶ 800m	3	Mike HUTTON	JR	1:50.91	1/20/12	16	2.18	18.18	
▶ HJ	9	Eyo EKPO	SO	2.07m	6-9½	1/20/12	6	0.98	6.98
▶ WT	30	Bryan THELL	SO	16.85m	55-3½	1/28/12	0.02	0.00	0.02
▶ HEPT	17	Gavin YSETH	JR	4,285	2/3/12	0.8	0.00	0.80	
▶ HEPT	19	Maxwell DUNNE	SO	4,281	2/3/12	0.6	0.00	0.60	
▶ HEPT	27	Patrick ECKLUND	JR	4,162	2/3/12	0.15	0.00	0.15	
Scored bests come from PRE-SEASON DATA									
▶ Mile	13	Ben SATHRE	SR	4:12.44	2/18/11	2	0.53	2.53	
▶ 5000m	7	Ben SATHRE	SR	14:29.84	3/12/11	8	1.11	9.11	
▶ 4x400	13			3:19.50	2/18/11	0.7	0.55	1.25	
▶ TJ	10	Eyo EKPO	JR	14.47m	47-5½	3/4/11	5	0.47	5.47
Team Total								45.97	

# 17



## Wartburg

# 7

Iowa Intercollegiate Athletic Conference

Event	Scrd As	Athlete	Yr	Scored Mark	Date	Pl. Pts.	Bonus	TOTAL	
Scored bests come from CURRENT season									
▶ H60m	13	Larry JOHNSON	JR	8.32	1/20/12	2	0.34	2.34	
▶ LJ	11	Jonas ELUSME	SO	7.12m	23-4½	1/27/12	4	0.60	4.60
▶ HEPT	13	Tate DEMEULENAERE	JR	4,345	2/3/12	2	0.16	2.16	
Scored bests come from PRE-SEASON DATA									
▶ HJ	2	Jonas ELUSME	SO	2.10m	6-10½	1/28/11	18	2.50	20.50
▶ HJ	12	Jordan SATHOFF	SR	2.05m	6-8½	3/4/11	3	0.39	3.39
▶ LJ	7	Wendell BOOTH	JR	7.19m	23-7½	2/25/11	8	1.10	9.10
Team Total								42.09	

# 18



## Methodist

# unch

USA South Athletic Conference

Event	Scrd As	Athlete	Yr	Scored Mark		Date	Pl. Pts.	Bonus	TOTAL
Scored bests come from CURRENT season									
► LJ	8	Lincoln CARR	JR	7.18m	23-6%	1/13/12	7	1.03	8.03
Scored bests come from PRE-SEASON DATA									
► LJ	11	Pierson SINGLETON	JR	7.12m	23-4%	3/12/11	4	0.60	4.60
► TJ	1	Lincoln CARR	JR	15.67m	51-5	2/4/11	20	5.11	25.11
Team Total									37.73

# 19



## Christopher Newport

# 4

USA South Athletic Conference

Event	Scrd As	Athlete	Yr	Scored Mark		Date	Pl. Pts.	Bonus	TOTAL
Scored bests come from CURRENT season									
▶ HJ	4	Richard ROETHEL	JR	2.09m	6-10%	1/27/12	14	1.94	15.94
▶ HEPT	3	Richard ROETHEL	JR	5,014		1/20/12	16	3.64	19.64
Team Total								35.58	

# 20



## UMass Dartmouth

# unch

Little East Conference

Event	Scrd As	Athlete	Yr	Scored Mark		Date	Pl. Pts.	Bonus	TOTAL
Scored bests come from CURRENT season									
▶ 60m	3	Phito GONDRE	FR	6.84		1/27/12	16	1.48	17.48
▶ HJ	30	Adam JONES	FR	1.99m	6-6½	1/21/12	0.02	0.00	0.02
▶ LJ	28	Chris PERRY	SO	6.94m	22-9½	1/14/12	0.1	0.00	0.10
▶ TJ	4	Chris PERRY	SO	14.87m	48-9½	12/10/11	14	1.64	15.64
Scored bests come from PRE-SEASON DATA									
▶ WT	25	Robert YARBOUGH	SR	17.52m	57-5½	2/18/11	0.25	0.00	0.25
Team Total									33.50

"Scrd As", short for "Scored As", Standing used for place points portion of performance's score combining preseason data (when applied) to current season data

Numbers in BLACK are both the performance's actual NCAA rank AND "scored as" rank Numbers in RED indicate actual NCAA rank does not exist or is worse than "scored as" rank Numbers in BLUE indicate actual NCAA rank is better than "scored as" rank

USTFCCCA Non-Member

Non-Member Schools Will NOT be ranked, beginning Week 2





# USTFCCCA NCAA Division III National Team Rankings

## 2012 Indoor Track & Field, Week #3

as of 2/7/2012 12:08:21 PM

**D** denotes multiple-event rule in affect  
Only those who score >0.01 pts are shown

### MEN

# 21



## Baldwin-Wallace

Ohio Athletic Conference

▲45

Event	Scrd As	Athlete	Yr	Scored Mark	Date	Pl. Pts.	Bonus	TOTAL
Scored bests come from CURRENT season								
PV	11	Brandon EDDY	SO	4.88m	16-0	1/20/12	4 0.39	4.39
SP	14	Mitchell SUPAN	JR	16.16m	53-¾	2/3/12	1.5 0.18	1.68
SP	18	Zach MARINUCCI	JR	16.00m	52-6	2/3/12	0.7 0.03	0.73
HEPT	1	Brandon EDDY	SO	5,065		2/3/12	20 4.03	24.03
Scored bests come from PRE-SEASON DATA								
WT	19	Mitchell SUPAN	JR	17.83m	58-6	3/5/11	0.6 0.00	0.60
Team Total								31.42

# 22



## Rose-Hulman

Heartland Collegiate Athletic Conference

unch

Event	Scrd As	Athlete	Yr	Scored Mark	Date	Pl. Pts.	Bonus	TOTAL
Scored bests come from CURRENT season								
400m	25	Sutton COLEMAN	SR	49.64		2/3/12	0.25 0.24	0.49
H60m	3	Sutton COLEMAN	SR	8.12		1/28/12	16 2.31	18.31
PV	20	Collin CROWSON	JR	4.75m	15-7	2/3/12	0.5 0.00	0.50
Scored bests come from PRE-SEASON DATA								
60m	6	Jeremiah EDWARDS	SR	6.87		3/5/11	10 1.13	11.13
Team Total								30.43

# 23



## Springfield (Mass.)

New England Women's & Men's Athletic Conferen

▼2

Event	Scrd As	Athlete	Yr	Scored Mark	Date	Pl. Pts.	Bonus	TOTAL
Scored bests come from CURRENT season								
5000m	25	Brian FULLER	SR	14:47.69		12/3/11	0.25 0.11	0.36
LJ	4	Kevin COYLE	SR	7.30m	23-11½	1/28/12	14 2.09	16.09
Scored bests come from PRE-SEASON DATA								
4x400	16			3:20.49		2/25/11	0.4 0.10	0.50
TJ	5	Kevin COYLE	SR	14.77m	48-5½	3/12/11	12 1.35	13.35
Team Total								30.30

# 24



## Buffalo State

State University of New York Athletic Conference

unch

Event	Scrd As	Athlete	Yr	Scored Mark	Date	Pl. Pts.	Bonus	TOTAL
Scored bests come from CURRENT season								
60m	34	Jalen LAW	SO	6.99c	6.50(55)	1/20/12	0.07	0.07
400m	7	James CAMPBELL	SO	49.20c OT	48.60	1/27/12	8 0.70	8.70
Scored bests come from PRE-SEASON DATA								
800m	23	Tim FARGINO	SR	1:54.79		3/4/11	0.35 0.19	0.54
H60m	5	Chris RONES	SO	8.20		3/4/11	12 1.31	13.31
4x400	11			3:19.10		3/4/11	0.9 0.81	1.71
TJ	13	Jerome WILSON	SR	14.40m	47-3	2/26/11	2 0.33	2.33
TJ	20	Kyle ABRON	SR	14.25m	46-9	2/5/11	0.5 0.11	0.61
Team Total								27.27

# 25



## NYU

University Athletic Association

▲1

Event	Scrd As	Athlete	Yr	Scored Mark	Date	Pl. Pts.	Bonus	TOTAL
Scored bests come from CURRENT season								
60m	31	Jonathan SIMON	FR	6.98		1/13/12	0.15	0.15
Scored bests come from PRE-SEASON DATA								
400m	13	Dan MCKINNEY	JR	49.40		2/26/11	2 0.49	2.49
800m	20	James PATTERSON	JR	1:54.67		3/4/11	0.5 0.22	0.72
Mile	3	Matt TURLIP	SR	4:07.65		2/11/11	16 2.28	18.28
DMR	7			9:57.88		3/4/11	4 1.32	5.32
Team Total								26.96

# 26



## UW-Stevens Point

Wisconsin Intercollegiate Athletic Conference

▲6

Event	Scrd As	Athlete	Yr	Scored Mark	Date	Pl. Pts.	Bonus	TOTAL
Scored bests come from CURRENT season								
800m	15	Dan SULLIVAN	SO	1:54.47		1/21/12	1 0.27	1.27
Mile	14	Dan SULLIVAN	SO	4:12.51		2/3/12	1.5 0.51	2.01
HEPT	15	Nick GEIGER	SO	4,327		2/3/12	1 0.11	1.11
Scored bests come from PRE-SEASON DATA								
60m	15	Babatunde AWOSIKA	SO	6.94		1/22/11	1 0.45	1.45
4x400	6			3:18.19		3/5/11	6 1.51	7.51
HJ	6	Zach MIXDORF	SO	2.08m	6-9½	3/5/11	10 1.37	11.37
HJ	22	Brian THILL	SR	2.00m	6-6½	2/5/11	0.4 0.00	0.40
SP	19	Jesse KLOTZ	JR	15.91m	52-2½	1/28/11	0.6 0.00	0.60
Team Total								25.72

"Scrd As", short for "Scored As", Standing used for place points portion of performance's score combining preseason data (when applied) to current season data

Numbers in BLACK are both the performance's actual NCAA rank AND "scored as" rank Numbers in RED indicate actual NCAA rank does not exist or is worse than "scored as" rank Numbers in BLUE indicate actual NCAA rank is better than "scored as" rank

USTFCCCA Non-Member

Non-Member Schools Will NOT be ranked, beginning Week 2



# USTFCCCA NCAA Division III National Team Rankings

## 2012 Indoor Track & Field, Week #3

as of 2/7/2012 12:08:21 PM

**D** denotes multiple-event rule in affect  
Only those who score >0.01 pts are shown

### MEN

27



**Middlebury**

New England Small College Athletic Conference

▲ 2

Event	Scrd As	Athlete	Yr	Scored Mark	Date	Pl. Pts.	Bonus	TOTAL
Scored bests come from CURRENT season								
5000m	1	Michael SCHMIDT	SR	14:13.90cb 14:10.30	1/27/12	20	2.85	22.85
5000m	19	Jack DAVIES	JR	14:43.53cb 14:39.93	1/27/12	0.6	0.25	0.85
Scored bests come from PRE-SEASON DATA								
DMR	11			9:59.47	3/4/11	0.9	0.98	1.88
Team Total								25.58

28



**UW-River Falls**

Wisconsin Intercollegiate Athletic Conference

▼ 1

Event	Scrd As	Athlete	Yr	Scored Mark	Date	Pl. Pts.	Bonus	TOTAL
Scored bests come from CURRENT season								
5000m	17	Jared BRANDENBURG	SR	14:42.21	2/3/12	0.8	0.30	1.10
TJ	6	Mike SANDLE	FR	14.74m 48-4"	1/27/12	10	1.26	11.26
Scored bests come from PRE-SEASON DATA								
H60m	11	James BUTLER	JR	8.28	3/5/11	4	0.64	4.64
4x400	8			3:18.30	3/5/11	3	1.42	4.42
HJ	12	Clai CATTO	SR	2.05m 6-8"	3/5/11	3	0.39	3.39
Team Total								24.81

29



**Bates**

New England Small College Athletic Conference

▼ 6

Event	Scrd As	Athlete	Yr	Scored Mark	Date	Pl. Pts.	Bonus	TOTAL
Scored bests come from CURRENT season								
800m	27	James LEPAGE	JR	1:55.00cb 1:54.40	1/27/12	0.15	0.14	0.29
SP	3	David PLESS	JR	17.70m 58-1	2/4/12	16	2.99	18.99
WT	14	David PLESS	JR	18.21m 59-9	1/27/12	1.5	0.20	1.70
HEPT	30	Eric WAINMAN	FR	4,109	1/20/12	0.02	0.00	0.02
Scored bests come from PRE-SEASON DATA								
Mile	20	Nick BARRON	JR	4:14.38	2/11/11	0.5	0.16	0.66
5000m	18	Noah GRABOYS	SO	14:42.55	2/11/11	0.7	0.29	0.99
DMR	13			10:00.02	3/4/11	0.7	0.86	1.56
Team Total								24.21

30



**Dubuque**

Iowa Intercollegiate Athletic Conference

▲ 3

Event	Scrd As	Athlete	Yr	Scored Mark	Date	Pl. Pts.	Bonus	TOTAL
Scored bests come from CURRENT season								
IJ	24	Christopher WATSON	FR	6.95m 22-9"	1/21/12	0.3	0.00	0.30
Scored bests come from PRE-SEASON DATA								
60m	4	Phillip JONES	JR	6.85	3/12/11	14	1.37	15.37
60m	8	Davivorn DOWE	SR	6.92	3/5/11	7	0.60	7.60
Team Total								23.27

31



**Utica**

Empire 8 Athletic Conference

▲ 3

Event	Scrd As	Athlete	Yr	Scored Mark	Date	Pl. Pts.	Bonus	TOTAL
Scored bests come from CURRENT season								
60m	34	Sylvester OWUSU	JR	6.99	2/4/12		0.07	0.07
Scored bests come from PRE-SEASON DATA								
H60m	1	Joe PRUCKNO	SR	8.10	3/4/11	20	2.56	22.56
SP	21	Breiten BALSCHMITER	SO	15.88m 52-1"	2/25/11	0.45	0.00	0.45
Team Total								23.09

32



**Hamline**

Minnesota Intercollegiate Athletic Conference

▼ 4

Event	Scrd As	Athlete	Yr	Scored Mark	Date	Pl. Pts.	Bonus	TOTAL
Scored bests come from CURRENT season								
PV	18	Shaise SCHUETTE	JR	4.79m 15-8"	1/21/12	0.7	0.12	0.82
Scored bests come from PRE-SEASON DATA								
Mile	21	Jack DIECHERT	SR	4:14.72	2/18/11	0.45	0.11	0.56
SP	5	Brennan MCKEAG	SR	17.15m 56-3"	2/5/11	12	1.84	13.84
WT	9	Andrew SCHLICHTING	SR	18.57m 60-11"	3/4/11	6	0.68	6.68
WT	15	Brennan MCKEAG	SR	18.19m 59-8"	2/18/11	1	0.18	1.18
Team Total								23.07

"Scrd As", short for "Scored As", Standing used for place points portion of performance's score combining preseason data (when applied) to current season data

Numbers in BLACK are both the performance's actual NCAA rank AND "scored as" rank Numbers in RED indicate actual NCAA rank does not exist or is worse than "scored as" rank Numbers in BLUE indicate actual NCAA rank is better than "scored as" rank

USTFCCCA Non-Member

Non-Member Schools Will NOT be ranked, beginning Week 2



# USTFCCCA NCAA Division III National Team Rankings

## 2012 Indoor Track & Field, Week #3

as of 2/7/2012 12:08:22 PM

**D** denotes multiple-event rule in affect  
Only those who score >0.01 pts are shown

### MEN

# 33



## Ohio Wesleyan

North Coast Athletic Conference

▲ 3

Event	Scrd As	Athlete	Yr	Scored Mark	Date	Pl. Pts.	Bonus	TOTAL
Scored bests come from CURRENT season								
▶ HEPT	24	Matt HUNTER	FR	4,223	2/4/12	0.3	0.00	0.30
Scored bests come from PRE-SEASON DATA								
▶ 400m	19	Ethan FREET	JR	49.58	2/25/11	0.6	0.30	0.90
▶ 400m	23	Silas JOLLIFF	JR	49.63	2/25/11	0.35	0.25	0.60
▶ 800m	11	Sharif KRONEMER	SR	1:54.09	2/18/11	4	0.38	4.38
▶ H60m	23	David FRANKLIN	SR	8.36	1/22/11	0.35	0.18	0.53
▶ 4x400	3			3:17.30	2/18/11	14	2.20	16.20
Team Total								22.90

# 34



## Illinois College

Midwest Conference

▲ 65

Event	Scrd As	Athlete	Yr	Scored Mark	Date	Pl. Pts.	Bonus	TOTAL
Scored bests come from CURRENT season								
▶ H60m	20	Josiah NORVILLE	SR	8.35	2/4/12	0.5	0.22	0.72
▶ HEPT	2	Caleb COX	SO	5,027	2/3/12	18	3.74	21.74
Team Total								22.46

# 35



## Tufts

New England Small College Athletic Conference

▼ 16

Event	Scrd As	Athlete	Yr	Scored Mark		Date	Pl. Pts.	Bonus	TOTAL
Scored bests come from CURRENT season									
▶ PV	24	Brad NAKANISHI	JR	4.72m	15-5%	1/8/12	0.3	0.00	0.30
▶ HEPT	11	Michael BLAIR	JR	4,346		1/20/12	4	0.16	4.16
Scored bests come from PRE-SEASON DATA									
▶ 800m	7	Jeff MARVEL	JR	1:52.72		2/25/11	8	1.03	9.03
▶ 800m	8	Connor ROSE	SR	1:53.04		2/25/11	7	0.88	7.88
▶ DMR	15			10:01.46		3/5/11	0.5	0.55	1.05
Team Total									22.42

# 36



## Otterbein

Ohio Athletic Conference

▲ 2

Event	Scrd As	Athlete	Yr	Scored Mark	Date	Pl. Pts.	Bonus	TOTAL
Scored bests come from CURRENT season								
▶ HEPT	23	Aaric MILLIGAN	SO	4,260	2/3/12	0.35	0.00	0.35
Scored bests come from PRE-SEASON DATA								
▶ H60m	2	Austin CURBOW	SR	8.11	3/12/11	18	2.44	20.44
Team Total								20.79

# 37



## Colby

New England Small College Athletic Conference

unch

Event	Scrd As	Athlete	Yr	Scored Mark	Date	Pl. Pts.	Bonus	TOTAL	
Scored bests come from PRE-SEASON DATA									
▶ 60m	2	Dominique KONE	JR	6.82	3/12/11	18	1.71	19.71	
▶ PV	20	Trent WISEMAN	JR	4.75m	15-7	2/25/11	0.5	0.00	0.50
▶ LJ	24	Dominique KONE	JR	6.95m	22-9%	2/18/11	0.3	0.00	0.30
Team Total								20.51	

# 38



## Calvin

Michigan Intercollegiate Athletic Association

▼ 3

Event	Scrd As	Athlete	Yr	Scored Mark		Date	Pl. Pts.	Bonus	TOTAL
Scored bests come from CURRENT season									
▶ SP	12	Aaron MECKES	JR	16.17m	53-¾	1/20/12	3	0.19	3.19
Scored bests come from PRE-SEASON DATA									
▶ Mile	11	Greg WHITTLE	JR	4:11.96		3/4/11	4	0.66	4.66
▶ Mile	28	Nick KRAMER	SR	4:15.57		2/26/11	0.1	0.00	0.10
▶ 5000m	6	Nick KRAMER	SR	14:29.59		3/12/11	10	1.13	11.13
▶ HJ	22	Matt CHRISTIANS	SO	2.00m	6-6¾	1/28/11	0.4	0.00	0.40
Team Total								19.48	

# 39



## Principia

St. Louis Intercollegiate Athletic Conference

unch

Event	Scrd As	Athlete	Yr	Scored Mark	Date	Pl. Pts.	Bonus	TOTAL
Scored bests come from PRE-SEASON DATA								
▶ 800m	6	Drew CLARK	SR	1:52.34	2/5/11	10	1.21	11.21
▶ Mile	8	Drew CLARK	SR	4:10.59	3/4/11	7	1.06	8.06
Team Total								19.27

"Scrd As", short for "Scored As", Standing used for place points portion of performance's score combining preseason data (when applied) to current season data

Numbers in BLACK are both the performance's actual NCAA rank AND "scored as" rank Numbers in RED indicate actual NCAA rank does not exist or is worse than "scored as" rank Numbers in BLUE indicate actual NCAA rank is better than "scored as" rank

USTFCCCA Non-Member

Non-Member Schools Will NOT be ranked, beginning Week 2





# USTFCCCA NCAA Division III National Team Rankings

## 2012 Indoor Track & Field, Week #3

as of 2/7/2012 12:08:22 PM

**D** denotes multiple-event rule in affect  
Only those who score >0.01 pts are shown

### MEN

40



**Williams**

▲ 13

New England Small College Athletic Conference

Event	Scrd As	Athlete	Yr	Scored Mark	Date	Pl. Pts.	Bonus	TOTAL
Scored bests come from CURRENT season								
▶ WT	17	Rusty COWHER	SR	17.91m	58-9%	12/3/11	0.8	0.00 0.80
▶ HEPT	8	Chris FOGLER	JR	4,441		2/4/12	7	0.53 7.53

Scored bests come from PRE-SEASON DATA								
▶ 400m	28	Jabulani BLYDEN	JR	49.70		2/25/11	0.1	0.17 0.27
▶ 400m	34	Taylor FITZGERALD	SR	49.79		2/11/11		0.09 0.09
▶ 400m	36	Richard FUSCO	SR	49.80		2/11/11		0.09 0.09
▶ 4x400	5			3:18.12		2/25/11	8	1.56 9.56
▶ TJ	21	Tomas KEARNEY	SR	14.24m	46-8%	2/5/11	0.45	0.09 0.54

**Team Total 18.89**

41



**Neumann**

▲ 1

Colonial States Athletic Conference

Event	Scrd As	Athlete	Yr	Scored Mark	Date	Pl. Pts.	Bonus	TOTAL
Scored bests come from PRE-SEASON DATA								
▶ 400m	3	Brandon BENNETT-GREEN	SO	48.51		3/12/11	16	1.72 17.72

**Team Total 17.72**

42



**Gwynedd-Mercy**

▲ 2

Colonial States Athletic Conference

Event	Scrd As	Athlete	Yr	Scored Mark	Date	Pl. Pts.	Bonus	TOTAL
Scored bests come from CURRENT season								
▶ 800m	22	Matt VANDENHENGEL	SR	1:54.73cb	1:54.13	1/27/12	0.4	0.21 0.61
▶ HJ	4	Justin TURNER	JR	2.09m	6-10%	12/10/11	14	1.94 15.94

**Team Total 16.55**

43



**Messiah**

unch

Middle Atlantic Conferences

Event	Scrd As	Athlete	Yr	Scored Mark	Date	Pl. Pts.	Bonus	TOTAL
Scored bests come from PRE-SEASON DATA								
▶ 800m	4	Tyler NEWHOOK	SR	1:51.96		3/12/11	14	1.41 15.41
▶ Mile	19	Tyler NEWHOOK	SR	4:14.26		2/26/11	0.6	0.17 0.77

**Team Total 16.19**

44



**Case Western Reserve**

▼ 14

University Athletic Association

Event	Scrd As	Athlete	Yr	Scored Mark	Date	Pl. Pts.	Bonus	TOTAL
Scored bests come from CURRENT season								
▶ H60m	10	Matt JURCAK	SR	8.27c	7.68(55)	2/4/12	5	0.72 5.72
▶ HEPT	7	Michael COHARA	JR	4,523		12/10/11	8	0.96 8.96

**Team Total 14.68**

45



**Heidelberg**

▲ 80

Ohio Athletic Conference

Event	Scrd As	Athlete	Yr	Scored Mark	Date	Pl. Pts.	Bonus	TOTAL
Scored bests come from CURRENT season								
▶ TJ	22	Josh LYNCH	SO	14.23m	46-8%	2/4/12	0.4	0.08 0.48
▶ HEPT	5	Joe YODER	SR	4,724		2/3/12	12	2.01 14.01

**Team Total 14.49**

46



**Farmingdale State**

▼ 1

Skyline Conference

Event	Scrd As	Athlete	Yr	Scored Mark	Date	Pl. Pts.	Bonus	TOTAL
Scored bests come from CURRENT season								
▶ LJ	18	Alix LAMARRE	JR	7.02m	23-½	1/20/12	0.7	0.19 0.89
▶ LJ	28	Donnell JONES	JR	6.94m	22-9%	1/20/12	0.1	0.00 0.10
▶ WT	26	Edward BROWN	JR	17.50m	57-5	1/20/12	0.2	0.00 0.20

Scored bests come from PRE-SEASON DATA								
▶ 60m	5	DeShaun THOMAS	SR	6.86		12/8/10	12	1.25 13.25

**Team Total 14.43**

47



**Brandeis**

unch

University Athletic Association

Event	Scrd As	Athlete	Yr	Scored Mark	Date	Pl. Pts.	Bonus	TOTAL
Scored bests come from CURRENT season								
▶ Mile	5	Chris BROWN	SR	4:09.45cb	4:08.45	1/22/12	12	1.49 13.49

Scored bests come from PRE-SEASON DATA								
▶ Mile	23	Devon HOLGATE	SR	4:14.95		2/11/11	0.35	0.07 0.42

**Team Total 13.92**

"Scrd As", short for "Scored As", Standing used for place points portion of performance's score combining preseason data (when applied) to current season data

Numbers in BLACK are both the performance's actual NCAA rank AND "scored as" rank Numbers in RED indicate actual NCAA rank does not exist or is worse than "scored as" rank Numbers in BLUE indicate actual NCAA rank is better than "scored as" rank

USTFCCCA Non-Member

Non-Member Schools Will NOT be ranked, beginning Week 2



# USTFCCCA NCAA Division III National Team Rankings

## 2012 Indoor Track & Field, Week #3

as of 2/7/2012 12:08:23 PM

**D** denotes multiple-event rule in affect  
Only those who score >0.01 pts are shown

### MEN

48



**Defiance**

Heartland Collegiate Athletic Conference

▲22

Event	Scrd As	Athlete	Yr	Scored Mark	Date	Pl. Pts.	Bonus	TOTAL
Scored bests come from CURRENT season								
▶ SP	7	Tom POSTEMA	FR	16.60m	54-5½	2/4/12	8	0.84 8.84
▶ WT	12	Tom POSTEMA	FR	18.41m	60-5	1/20/12	3	0.39 3.39
<b>Team Total</b>								<b>12.23</b>

49



**Washington (Mo.)**

University Athletic Association

▼3

Event	Scrd As	Athlete	Yr	Scored Mark	Date	Pl. Pts.	Bonus	TOTAL
Scored bests come from CURRENT season								
▶ H60m	6	Tyler JACKSON	SR	8.21		1/28/12	10	1.21 11.21
▶ HJ	22	Justin PIEPER	SO	2.00m	6-6¾	1/21/12	0.4	0.00 0.40
Scored bests come from PRE-SEASON DATA								
▶ DMR	19			10:05.34		3/4/11	0.1	0.01 0.11
<b>Team Total</b>								<b>11.73</b>

50



**Whitworth**

Northwest Conference

▼19

Event	Scrd As	Athlete	Yr	Scored Mark	Date	Pl. Pts.	Bonus	TOTAL
Scored bests come from CURRENT season								
▶ SP	8	Carter COMITO	SO	16.48m	54-1	2/3/12	7	0.62 7.62
▶ SP	17	Samuel WRIGHT	SO	16.08m	52-9¾	2/4/12	0.8	0.10 0.90
▶ HEPT	13	Luke MATHEWS	JR	4,345		1/27/12	2	0.16 2.16
▶ HEPT	29	Stephen COOPER	SO	4,110		1/27/12	0.05	0.00 0.05
Scored bests come from PRE-SEASON DATA								
▶ HJ	17	Frank LIMA	JR	2.02m	6-7¾	3/5/11	0.8	0.00 0.80
<b>Team Total</b>								<b>11.53</b>

51



**Wilmington (Ohio)**

Ohio Athletic Conference

▲3

Event	Scrd As	Athlete	Yr	Scored Mark	Date	Pl. Pts.	Bonus	TOTAL
Scored bests come from PRE-SEASON DATA								
▶ HJ	6	Braden MCMONIGLE	SR	2.08m	6-9¾	3/12/11	10	1.37 11.37
<b>Team Total</b>								<b>11.37</b>

52



**Mount Union**

Ohio Athletic Conference

▼4

Event	Scrd As	Athlete	Yr	Scored Mark	Date	Pl. Pts.	Bonus	TOTAL
Scored bests come from CURRENT season								
▶ TJ	9	Sam LUDGOOD	SO	14.52m	47-7¾	12/9/11	6	0.62 6.62
▶ SP	26	Sean DONNELLY	FR	15.69m	51-5¾	12/9/11	0.2	0.00 0.20
Scored bests come from PRE-SEASON DATA								
▶ SP	11	Sean DENARD	SR	16.37m	53-8¾	2/5/11	4	0.42 4.42
<b>Team Total</b>								<b>11.24</b>

53



**Rutgers-Newark**

New Jersey Athletic Conference

▼4

Event	Scrd As	Athlete	Yr	Scored Mark	Date	Pl. Pts.	Bonus	TOTAL
Scored bests come from PRE-SEASON DATA								
▶ H60m	6	Kevon BROWN	JR	8.21		1/7/11	10	1.21 11.21
<b>Team Total</b>								<b>11.21</b>

54



**Muhlenberg**

Centennial Conference

▲4

Event	Scrd As	Athlete	Yr	Scored Mark	Date	Pl. Pts.	Bonus	TOTAL
Scored bests come from PRE-SEASON DATA								
▶ 400m	6	Peter RICE	SR	49.17		2/19/11	10	0.74 10.74
<b>Team Total</b>								<b>10.74</b>

55



**Wesleyan (Conn.)**

New England Small College Athletic Conference

▼4

Event	Scrd As	Athlete	Yr	Scored Mark	Date	Pl. Pts.	Bonus	TOTAL
Scored bests come from PRE-SEASON DATA								
▶ 5000m	15	Bryan MARSH	JR	14:41.90		2/25/11	1	0.31 1.31
▶ 5000m	26	Skyler CUMMINS	JR	14:47.89		2/25/11	0.2	0.10 0.30
▶ TJ	7	Tommie LARK	SR	14.69m	48-2¾	2/18/11	8	1.12 9.12
<b>Team Total</b>								<b>10.73</b>

"Scrd As", short for "Scored As", Standing used for place points portion of performance's score combining preseason data (when applied) to current season data

Numbers in BLACK are both the performance's actual NCAA rank AND "scored as" rank Numbers in RED indicate actual NCAA rank does not exist or is worse than "scored as" rank Numbers in BLUE indicate actual NCAA rank is better than "scored as" rank

USTFCCCA Non-Member

Non-Member Schools Will NOT be ranked, beginning Week 2



# USTFCCCA NCAA Division III National Team Rankings

## 2012 Indoor Track & Field, Week #3

as of 2/7/2012 12:08:23 PM

**D** denotes multiple-event rule in affect  
Only those who score >0.01 pts are shown

### MEN

56



**SUNY Cortland**

State University of New York Athletic Conference

▼ 4

Event	Scrd As	Athlete	Yr	Scored Mark	Date	Pl. Pts.	Bonus	TOTAL
Scored bests come from CURRENT season								
▶ PV	8	Ryan PERICOZZI	SR	4.95m	12/10/11	7	0.75	7.75
Scored bests come from PRE-SEASON DATA								
▶ 800m	24	Kyle FITZPATRICK	SR	1:54.80	2/11/11	0.3	0.19	0.49
▶ 800m	26	Cody AMENGUAL	SO	1:54.97	2/11/11	0.2	0.15	0.35
▶ 4x400	10			3:18.88	2/11/11	1	0.98	1.98
▶ LJ	28	Tim SCHEFTIC	SO	6.94m	1/29/11	0.1	0.00	0.10
Team Total								10.67

57



**Bowdoin**

New England Small College Athletic Conference

▲ 2

Event	Scrd As	Athlete	Yr	Scored Mark	Date	Pl. Pts.	Bonus	TOTAL
Scored bests come from CURRENT season								
▶ TJ	24	Chris MARTIN	SR	14.21m	2/4/12	0.3	0.05	0.35
Scored bests come from PRE-SEASON DATA								
▶ Mile	22	Matthew HILLARD	SR	4:14.86	2/5/11	0.4	0.09	0.49
▶ Mile	27	Coby HOROWITZ	SO	4:15.40	2/5/11	0.15	0.01	0.16
▶ DMR	5			9:57.39	3/4/11	8	1.43	9.43
Team Total								10.43

58



**UMass Boston**

Little East Conference

▼ 2

Event	Scrd As	Athlete	Yr	Scored Mark	Date	Pl. Pts.	Bonus	TOTAL
Scored bests come from CURRENT season								
▶ 400m	14	Kebba NASSO	FR	49.46cb	1/27/12	1.5	0.43	1.93
▶ H60m	9	Joshua QUINNIE	FR	8.26	12/10/11	6	0.80	6.80
▶ HJ	20	Tylor HART	FR	2.01m	1/8/12	0.5	0.00	0.50
Team Total								9.23

59



**Illinois Wesleyan**

College Conference of Illinois & Wisconsin

▼ 9

Event	Scrd As	Athlete	Yr	Scored Mark	Date	Pl. Pts.	Bonus	TOTAL	
Scored bests come from CURRENT season									
▶ 800m	28	Aaron SMITH	SO	1:55.17	2/3/12	0.1	0.11	0.21	
Scored bests come from PRE-SEASON DATA									
▶ 800m	31	Tyler SAUNDERS	SR	1:55.44	1/29/11		0.04	0.04	
▶ DMR	20			10:05.62	3/4/11	0.05	0.00	0.05	
▶ WT	7	Steven KIRK	SR	18.63m	61-1½	3/4/11	8	0.80	8.80
Team Total								9.09	

60



**Brockport**

State University of New York Athletic Conference

▲ 18

Event	Scrd As	Athlete	Yr	Scored Mark	Date	Pl. Pts.	Bonus	TOTAL
Scored bests come from CURRENT season								
▶ PV	7	Zach FERRARA	JR	4.96m	16-3½	2/4/12	8	0.81
Team Total								8.81

61



**Augustana (Ill.)**

College Conference of Illinois & Wisconsin

▼ 21

Event	Scrd As	Athlete	Yr	Scored Mark		Date	Pl. Pts.	Bonus	TOTAL
Scored bests come from CURRENT season									
▶ 5000m	24	Brian POLLASTRINI	JR	14:46.97		2/3/12	0.3	0.13	0.43
▶ WT	18	Brian BENNING	SR	17.86m	58-7½	2/3/12	0.7	0.00	0.70
▶ HEPT	28	Ethan GALE	JR	4,112		1/27/12	0.1	0.00	0.10
Scored bests come from PRE-SEASON DATA									
▶ 400m	33	Alex RINDONE	JR	49.78		3/5/11		0.10	0.10
▶ H60m	20	Greg DAVIS	SR	8.35		2/25/11	0.5	0.22	0.72
▶ 4x400	14			3:19.78		2/25/11	0.6	0.41	1.01
▶ HJ	12	Nicholas SINON	SO	2.05m	6-8½	3/5/11	3	0.39	3.39
▶ WT	13	Phil CHRISTENSEN	SR	18.35m	60-2½	2/25/11	2	0.33	2.33
Team Total									8.79

"Scrd As", short for "Scored As", Standing used for place points portion of performance's score combining preseason data (when applied) to current season data

Numbers in BLACK are both the performance's actual NCAA rank AND "scored as" rank Numbers in RED indicate actual NCAA rank does not exist or is worse than "scored as" rank Numbers in BLUE indicate actual NCAA rank is better than "scored as" rank

USTFCCCA Non-Member

Non-Member Schools Will NOT be ranked, beginning Week 2




# USTFCCCA NCAA Division III National Team Rankings

## 2012 Indoor Track & Field, Week #3

as of 2/7/2012 12:08:24 PM

**D** denotes multiple-event rule in affect  
Only those who score >0.01 pts are shown

### MEN

**62**

**MSOE**  
 Northern Athletics Conference

▼ 1


Event	Scrd As	Athlete	Yr	Scored Mark	Date	Pl. Pts.	Bonus	TOTAL	
Scored bests come from PRE-SEASON DATA									
▶ 60m	8	Jordan WERNER	JR	6.92	2/26/11	7	0.60	7.60	
▶ TJ	25	Aaron CHOATE	SR	14.20m	46-7"	2/18/11	0.25	0.03	0.28
<b>Team Total</b>								<b>7.89</b>	

**63**

**Elizabethtown**  
 Middle Atlantic Conferences


▲ 2

Event	Scrd As	Athlete	Yr	Scored Mark	Date	Pl. Pts.	Bonus	TOTAL
Scored bests come from CURRENT season								
▶ Mile	9	Russell SPEIDEN	SR	4:10.62	1/27/12	6	1.05	7.05
▶ DMR	16	Focht, Niles, Rever, Speiden		10:02.68	2/3/12	0.4	0.37	0.77
<b>Team Total</b>								<b>7.82</b>

**64**

**Fitchburg State**  
 Massachusetts State Collegiate Athletic Conference


▼ 7

Event	Scrd As	Athlete	Yr	Scored Mark	Date	Pl. Pts.	Bonus	TOTAL	
Scored bests come from CURRENT season									
▶ WT	8	Matt MOULO	SR	18.62m	61-1 1/4"	1/28/12	7	0.78	7.78
<b>Team Total</b>								<b>7.78</b>	

**65**

**Guilford**  
 Old Dominion Athletic Conference


▼ 2

Event	Scrd As	Athlete	Yr	Scored Mark	Date	Pl. Pts.	Bonus	TOTAL
Scored bests come from CURRENT season								
▶ 60m	8	Johnathan SMITH	SO	6.92	1/27/12	7	0.60	7.60
<b>Team Total</b>								<b>7.60</b>

**66**

**Greenville**  
 St. Louis Intercollegiate Athletic Conference


▼ 4

Event	Scrd As	Athlete	Yr	Scored Mark	Date	Pl. Pts.	Bonus	TOTAL
Scored bests come from CURRENT season								
▶ 60m	22	Bruce GRAY	FR	6.96	2/4/12	0.4	0.30	0.70
Scored bests come from PRE-SEASON DATA								
▶ 60m	11	Brian WHITE	SR	6.93	1/22/11	4	0.53	4.53
▶ H60m	13	Phillip THOMAS	JR	8.32	1/29/11	2	0.34	2.34
<b>Team Total</b>								<b>7.56</b>

**67**

**Allegheny**  
 North Coast Athletic Conference


▼ 3

Event	Scrd As	Athlete	Yr	Scored Mark	Date	Pl. Pts.	Bonus	TOTAL
Scored bests come from PRE-SEASON DATA								
▶ 400m	34	Taylor THROCKMORTON	SR	49.79	2/11/11	0.09		0.09
▶ DMR	6			9:57.42	2/11/11	6	1.42	7.42
<b>Team Total</b>								<b>7.52</b>

**68**

**Washington and Lee**  
 Old Dominion Athletic Conference

▼ 27

Event	Scrd As	Athlete	Yr	Scored Mark	Date	Pl. Pts.	Bonus	TOTAL
Scored bests come from CURRENT season								
▶ HEPT	9	Dillon MYERS	SO	4,394	1/27/12	6	0.29	6.29
<b>Team Total</b>								<b>6.29</b>

**69**

**Moravian**  
 Landmark Conference

▼ 2

Event	Scrd As	Athlete	Yr	Scored Mark	Date	Pl. Pts.	Bonus	TOTAL	
Scored bests come from CURRENT season									
▶ PV	10	Timothy LAYNG	SR	4.90m	16-3/4"	1/28/12	5	0.45	5.45
Scored bests come from PRE-SEASON DATA									
▶ PV	26	Nicco DALPIAZ	SR	4.70m	15-5"	2/5/11	0.2	0.00	0.20
<b>Team Total</b>								<b>5.65</b>	

"Scrd As", short for "Scored As", Standing used for place points portion of performance's score combining preseason data (when applied) to current season data

Numbers in BLACK are both the performance's actual NCAA rank AND "scored as" rank Numbers in RED indicate actual NCAA rank does not exist or is worse than "scored as" rank Numbers in BLUE indicate actual NCAA rank is better than "scored as" rank

USTFCCCA Non-Member Non-Member Schools Will NOT be ranked, beginning Week 2



# USTFCCCA NCAA Division III National Team Rankings

## 2012 Indoor Track & Field, Week #3

as of 2/7/2012 12:08:25 PM

**D** denotes multiple-event rule in affect  
Only those who score >0.01 pts are shown

### MEN

70



**Stockton**

New Jersey Athletic Conference

▲ 2

Event	Scrd As	Athlete	Yr	Scored Mark	Date	Pl. Pts.	Bonus	TOTAL
Scored bests come from PRE-SEASON DATA								
▶ 60m	24	Chris COLLINS	SR	6.97	3/4/11	0.3	0.22	0.52
▶ TJ	11	Ben HAMMOND	SR	14.46m 47-5½	3/4/11	4	0.44	4.44
<b>Team Total</b>								<b>4.97</b>

71



**Ohio Northern**

Ohio Athletic Conference

▼ 2

Event	Scrd As	Athlete	Yr	Scored Mark	Date	Pl. Pts.	Bonus	TOTAL
Scored bests come from CURRENT season								
▶ DMR	18	Ankrom, Schwab, Bailey, Smith		10:04.58c OT 10:00.38	2/3/12	0.2	0.10	0.30
▶ WT	29	Joe GUTTER	SR	16.99m 55-9	1/27/12	0.05	0.00	0.05
Scored bests come from PRE-SEASON DATA								
▶ 60m	39	Francisque PIERRE-JEROME	SO	7.00	2/25/11		0.04	0.04
▶ 400m	11	Jacob SCHWAB	SR	49.37	2/25/11	4	0.52	4.52
<b>Team Total</b>								<b>4.91</b>

72



**St. Lawrence**

Liberty League

▲ 4

Event	Scrd As	Athlete	Yr	Scored Mark	Date	Pl. Pts.	Bonus	TOTAL
Scored bests come from PRE-SEASON DATA								
▶ 800m	13	Michael FOX	SR	1:54.34	3/4/11	2	0.30	2.30
▶ DMR	14			10:00.87	3/4/11	0.6	0.67	1.27
<b>Team Total</b>								<b>3.57</b>

73



**Bridgewater (Va.)**

Old Dominion Athletic Conference

▲ 4

Event	Scrd As	Athlete	Yr	Scored Mark	Date	Pl. Pts.	Bonus	TOTAL
Scored bests come from CURRENT season								
▶ TJ	12	Leigh BRADLEY	SR	14.45m 47-5	1/27/12	3	0.41	3.41
<b>Team Total</b>								<b>3.41</b>

74



**Lebanon Valley**

Middle Atlantic Conferences

▼ 3

Event	Scrd As	Athlete	Yr	Scored Mark	Date	Pl. Pts.	Bonus	TOTAL
Scored bests come from PRE-SEASON DATA								
▶ H60m	12	Jerome DUNCAN	SR	8.31	3/4/11	3	0.39	3.39
<b>Team Total</b>								<b>3.39</b>

75



**Lynchburg**

Old Dominion Athletic Conference

▼ 1

Event	Scrd As	Athlete	Yr	Scored Mark	Date	Pl. Pts.	Bonus	TOTAL
Scored bests come from CURRENT season								
▶ H60m	26	Rachad DAVIS	SO	8.39	2/4/12	0.2	0.06	0.26
▶ WT	28	Ralph DAVIS	SR	17.00m 55-9½	2/4/12	0.1	0.00	0.10
Scored bests come from PRE-SEASON DATA								
▶ HJ	16	James BELL	SR	2.04m 6-8½	12/3/10	0.9	0.20	1.10
▶ PV	14	James BELL	SR	4.80m 15-9	1/28/11	1.5	0.15	1.65
<b>Team Total</b>								<b>3.10</b>

76



**Carthage**

College Conference of Illinois & Wisconsin

▼ 3

Event	Scrd As	Athlete	Yr	Scored Mark	Date	Pl. Pts.	Bonus	TOTAL
Scored bests come from CURRENT season								
▶ SP	28	Greg RAIMONDI	SR	15.65m 51-4½	2/3/12	0.1	0.00	0.10
▶ WT	21	Greg RAIMONDI	SR	17.81m 58-5½	2/3/12	0.45	0.00	0.45
▶ WT	22	Eric SCHMIDT	JR	17.61m 57-9½	2/3/12	0.4	0.00	0.40
Scored bests come from PRE-SEASON DATA								
▶ 800m	25	Jose FLORES	SR	1:54.90	2/25/11	0.25	0.17	0.42
▶ H60m	23	Mike ORATOWSKI	SR	8.36	2/25/11	0.35	0.18	0.53
▶ SP	15	Brad FORTNEY	SR	16.13m 52-11	3/5/11	1	0.15	1.15
<b>Team Total</b>								<b>3.04</b>

77



**Capital**

Ohio Athletic Conference

▼ 2

Event	Scrd As	Athlete	Yr	Scored Mark	Date	Pl. Pts.	Bonus	TOTAL
Scored bests come from PRE-SEASON DATA								
▶ LJ	15	Josh WOODS	JR	7.04m 23-1½	2/12/11	1	0.26	1.26
▶ TJ	14	Josh WOODS	JR	14.33m 47-½	2/19/11	1.5	0.23	1.73
<b>Team Total</b>								<b>2.99</b>

"Scrd As", short for "Scored As", Standing used for place points portion of performance's score combining preseason data (when applied) to current season data

Numbers in BLACK are both the performance's actual NCAA rank AND "scored as" rank Numbers in RED indicate actual NCAA rank does not exist or is worse than "scored as" rank Numbers in BLUE indicate actual NCAA rank is better than "scored as" rank

USTFCCCA Non-Member

Non-Member Schools Will NOT be ranked, beginning Week 2





# USTFCCCA NCAA Division III National Team Rankings

## 2012 Indoor Track & Field, Week #3

as of 2/7/2012 12:08:25 PM

**D** denotes multiple-event rule in affect  
Only those who score >0.01 pts are shown

### MEN

78



**Chicago**

University Athletic Association

▲47

Event	Scrd As	Athlete	Yr	Scored Mark	Date	Pl. Pts.	Bonus	TOTAL
Scored bests come from CURRENT season								
5000m	13	Billy WHITMORE	JR	14:38.63	2/3/12	2	0.48	2.48
Team Total								2.48

79



**TCNJ**

New Jersey Athletic Conference

unch

Event	Scrd As	Athlete	Yr	Scored Mark	Date	Pl. Pts.	Bonus	TOTAL
Scored bests come from CURRENT season								
TJ	18	Steve D'AUTOLO	JR	14.29m	46-10"	2/4/12	0.7	0.17 0.87
Scored bests come from PRE-SEASON DATA								
60m	20	Chris MEDINA	SR	6.95	3/4/11	0.5	0.37	0.87
HJ	22	Scott LISA	SO	2.00m	6-6 1/4"	2/6/11	0.4	0.00 0.40
PV	25	Julio ALORRO	JR	4.71m	15-5 1/2"	3/4/11	0.25	0.00 0.25
Team Total								2.39

80



**La Verne**

Southern California Intercollegiate Athletic Conference

Event	Scrd As	Athlete	Yr	Scored Mark	Date	Pl. Pts.	Bonus	TOTAL
Scored bests come from CURRENT season								
LJ	15	Paul TURNER	JR	7.04m	23-1 1/4"	2/4/12	1	0.26 1.26
TJ	16	Paul TURNER	JR	14.30m	46-11"	2/4/12	0.9	0.18 1.08
Team Total								2.34

81



**Coast Guard**

New England Women's & Men's Athletic Conference

▲11

Event	Scrd As	Athlete	Yr	Scored Mark	Date	Pl. Pts.	Bonus	TOTAL
Scored bests come from CURRENT season								
H60m	13	Adam SCALESE	SO	8.32	2/4/12	2	0.34	2.34
Team Total								2.34

82



**Gustavus Adolphus**

Minnesota Intercollegiate Athletic Conference

▲15

Event	Scrd As	Athlete	Yr	Scored Mark	Date	Pl. Pts.	Bonus	TOTAL
Scored bests come from CURRENT season								
PV	13	Josh OWENS	JR	4.81m	15-9"	2/4/12	2	0.18 2.18
Team Total								2.18

83



**Dickinson**

Centennial Conference

▲12

Event	Scrd As	Athlete	Yr	Scored Mark	Date	Pl. Pts.	Bonus	TOTAL
Scored bests come from CURRENT season								
60m	15	Aaron PANNELL	SO	6.94c	6.46(55)	2/4/12	1	0.45 1.45
Scored bests come from PRE-SEASON DATA								
5000m	23	Dylan STRAUGHAN	SR	14:46.40	2/11/11	0.35	0.15	0.50
Team Total								1.95

84



**Concordia Moorhead**

Minnesota Intercollegiate Athletic Conference

▼16

Event	Scrd As	Athlete	Yr	Scored Mark	Date	Pl. Pts.	Bonus	TOTAL
Scored bests come from PRE-SEASON DATA								
5000m	14	Tom SEDERQUIST	SR	14:40.38	2/10/11	1.5	0.37	1.87
Team Total								1.87

85



**Westminster (Pa.)**

Presidents' Athletic Conference

▼5

Event	Scrd As	Athlete	Yr	Scored Mark	Date	Pl. Pts.	Bonus	TOTAL
Scored bests come from PRE-SEASON DATA								
PV	14	Mark SAYLOR	JR	4.80m	15-9"	3/5/11	1.5	0.15 1.65
Team Total								1.65

86



**Anderson (Ind.)**

Heartland Collegiate Athletic Conference

▼4

Event	Scrd As	Athlete	Yr	Scored Mark	Date	Pl. Pts.	Bonus	TOTAL
Scored bests come from PRE-SEASON DATA								
60m	15	Tony JOHNSON	SO	6.94	2/26/11	1	0.45	1.45
Team Total								1.45

"Scrd As", short for "Scored As", Standing used for place points portion of performance's score combining preseason data (when applied) to current season data

Numbers in BLACK are both the performance's actual NCAA rank AND "scored as" rank Numbers in RED indicate actual NCAA rank does not exist or is worse than "scored as" rank Numbers in BLUE indicate actual NCAA rank is better than "scored as" rank

USTFCCCA Non-Member

Non-Member Schools Will NOT be ranked, beginning Week 2



# USTFCCCA NCAA Division III National Team Rankings

## 2012 Indoor Track & Field, Week #3

as of 2/7/2012 12:08:26 PM

**D** denotes multiple-event rule in affect  
Only those who score >0.01 pts are shown

### MEN

87



**Denison**

North Coast Athletic Conference

▼ 4

Event	Scrd As	Athlete	Yr	Scored Mark	Date	Pl. Pts.	Bonus	TOTAL
-------	---------	---------	----	-------------	------	----------	-------	-------

Scored bests come from PRE-SEASON DATA

► Mile	15	Makorobondo SALUKOMBO	SR	4:12.93	3/4/11	1	0.39	1.39
--------	----	-----------------------	----	---------	--------	---	------	------

**Team Total 1.39**

88



**Southern Maine**

Little East Conference

▼ 4

Event	Scrd As	Athlete	Yr	Scored Mark	Date	Pl. Pts.	Bonus	TOTAL
-------	---------	---------	----	-------------	------	----------	-------	-------

Scored bests come from PRE-SEASON DATA

► 800m	16	Ben MANNING	SR	1:54.57	2/25/11	0.9	0.24	1.14
► PV	26	Orion WINKLER	SR	4.70m	15-5 12/11/10	0.2	0.00	0.20

**Team Total 1.34**

89



**Franklin & Marshall**

Centennial Conference

▼ 3

Event	Scrd As	Athlete	Yr	Scored Mark	Date	Pl. Pts.	Bonus	TOTAL
-------	---------	---------	----	-------------	------	----------	-------	-------

Scored bests come from PRE-SEASON DATA

► H60m	16	Nils MICHAELIS	JR	8.33	1/23/11	0.9	0.30	1.20
--------	----	----------------	----	------	---------	-----	------	------

**Team Total 1.20**

90



**Rowan**

New Jersey Athletic Conference

▼ 9

Event	Scrd As	Athlete	Yr	Scored Mark	Date	Pl. Pts.	Bonus	TOTAL
-------	---------	---------	----	-------------	------	----------	-------	-------

Scored bests come from PRE-SEASON DATA

► 400m	39	Demetrius ROOKS	JR	49.84	2/25/11		0.07	0.07
► 5000m	30	Eric DUBOIS	SR	14:50.60	2/4/11	0.02	0.01	0.03
► SP	16	Pierre JAMES	JR	16.12m	52-10% 3/4/11	0.9	0.14	1.04

**Team Total 1.13**

91



**Franklin**

Heartland Collegiate Athletic Conference

▼ 6

Event	Scrd As	Athlete	Yr	Scored Mark	Date	Pl. Pts.	Bonus	TOTAL
-------	---------	---------	----	-------------	------	----------	-------	-------

Scored bests come from PRE-SEASON DATA

► HJ	17	Forrest PRICHARD	JR	2.02m	6-7% 1/21/11	0.8	0.00	0.80
► LJ	24	Georard MITCHELL	JR	6.95m	22-9% 12/11/10	0.3	0.00	0.30

**Team Total 1.10**

92



**Emory**

University Athletic Association

▼ 3

Event	Scrd As	Athlete	Yr	Scored Mark	Date	Pl. Pts.	Bonus	TOTAL
-------	---------	---------	----	-------------	------	----------	-------	-------

Scored bests come from PRE-SEASON DATA

► TJ	16	Ian FRANCIS	SR	14.30m	46-11 2/26/11	0.9	0.18	1.08
------	----	-------------	----	--------	---------------	-----	------	------

**Team Total 1.08**

93



**Concordia Wisconsin**

Northern Athletics Conference

▼ 2

Event	Scrd As	Athlete	Yr	Scored Mark	Date	Pl. Pts.	Bonus	TOTAL
-------	---------	---------	----	-------------	------	----------	-------	-------

Scored bests come from PRE-SEASON DATA

► H60m	18	Vinny GREEFKES	SR	8.34	2/26/11	0.7	0.26	0.96
--------	----	----------------	----	------	---------	-----	------	------

**Team Total 0.96**

94



**Adrian**

Michigan Intercollegiate Athletic Association

▼ 7

Event	Scrd As	Athlete	Yr	Scored Mark	Date	Pl. Pts.	Bonus	TOTAL
-------	---------	---------	----	-------------	------	----------	-------	-------

Scored bests come from PRE-SEASON DATA

► HJ	17	Aaron WIELFAERT	JR	2.02m	6-7% 2/26/11	0.8	0.00	0.80
► SP	29	Derek STOLL	SR	15.62m	51-3 2/26/11	0.05	0.00	0.05

**Team Total 0.85**

95



**Susquehanna**

Landmark Conference

▼ 7

Event	Scrd As	Athlete	Yr	Scored Mark	Date	Pl. Pts.	Bonus	TOTAL
-------	---------	---------	----	-------------	------	----------	-------	-------

Scored bests come from CURRENT season

► 5000m	20	Ian QUINLAN	SR	14:44.04	12/3/11	0.5	0.24	0.74
---------	----	-------------	----	----------	---------	-----	------	------

**Team Total 0.74**

"Scrd As", short for "Scored As", Standing used for place points portion of performance's score combining preseason data (when applied) to current season data

Numbers in BLACK are both the performance's actual NCAA rank AND "scored as" rank Numbers in RED indicate actual NCAA rank does not exist or is worse than "scored as" rank Numbers in BLUE indicate actual NCAA rank is better than "scored as" rank

USTFCCCA Non-Member

Non-Member Schools Will NOT be ranked, beginning Week 2



# USTFCCCA NCAA Division III National Team Rankings

## 2012 Indoor Track & Field, Week #3

as of 2/7/2012 12:08:26 PM

**D** denotes multiple-event rule in affect  
Only those who score >0.01 pts are shown

### MEN

96



**Loras**

Iowa Intercollegiate Athletic Conference

▼ 2

Event	Scrd As	Athlete	Yr	Scored Mark	Date	Pl. Pts.	Bonus	TOTAL
Scored bests come from PRE-SEASON DATA								
▶ 60m	22	Ryan SEYMOUR	SR	6.96	3/5/11	0.4	0.30	0.70
Team Total								0.70

97



**SUNY Oneonta**

State University of New York Athletic Conference

▼ 1

Event	Scrd As	Athlete	Yr	Scored Mark	Date	Pl. Pts.	Bonus	TOTAL
Scored bests come from CURRENT season								
▶ 60m	24	Sean BERNSTEIN	JR	6.97	1/21/12	0.3	0.22	0.52
Scored bests come from PRE-SEASON DATA								
▶ 400m	41	Sean WREN	SR	49.92	2/11/11	0.03		0.03
Team Total								0.55

98



**Stevens**

Empire 8 Athletic Conference

▼ 43

Event	Scrd As	Athlete	Yr	Scored Mark	Date	Pl. Pts.	Bonus	TOTAL
Scored bests come from CURRENT season								
▶ HEPT	20	Victor SERVITO	JR	4,279	1/6/12	0.5	0.00	0.50
Team Total								0.50

99



**SUNY Fredonia**

State University of New York Athletic Conference

▼ 1

Event	Scrd As	Athlete	Yr	Scored Mark		Date	Pl. Pts.	Bonus	TOTAL
Scored bests come from CURRENT season									
▶ PV	22	Broncho ROLLINS	SR	4.73m	15-6%	2/4/12	0.4	0.00	0.40
▶ TJ	30	Andrew CHARSKY	JR	14.06m	46-1½	12/8/11	0.02	0.00	0.02
Scored bests come from PRE-SEASON DATA									
▶ PV	30	Cody DAHLEIDEN	SR	4.65m	15-3	2/12/11	0.02	0.00	0.02
Team Total									0.44

100



**Coe**

Iowa Intercollegiate Athletic Conference

unch

Event	Scrd As	Athlete	Yr	Scored Mark	Date	Pl. Pts.	Bonus	TOTAL	
Scored bests come from PRE-SEASON DATA									
▶ HJ	22	Jared KUEHNER	JR	2.00m	6-6%	2/25/11	0.4	0.00	0.40
Team Total								0.40	

100



**Keene State**

Little East Conference

unch

Event	Scrd As	Athlete	Yr	Scored Mark	Date	Pl. Pts.	Bonus	TOTAL
Scored bests come from CURRENT season								
▶ HJ	22	Michael PIANKA	FR	2.00m	6-6%	12/3/11	0.4	0.00
Team Total								0.40

100



**Marietta**

Ohio Athletic Conference

▼ 40

Event	Scrd As	Athlete	Yr	Scored Mark	Date	Pl. Pts.	Bonus	TOTAL
Scored bests come from CURRENT season								
▶ HEPT	22	Jason HOSKINS	SO	4,261	12/10/11	0.4	0.00	0.40
Team Total								0.40

100



**Penn State Behrend**

Allegheny Mountain Collegiate Conference

▲ 25

Event	Scrd As	Athlete	Yr	Scored Mark	Date	Pl. Pts.	Bonus	TOTAL	
Scored bests come from CURRENT season									
▶ PV	22	Dylan BILKA	FR	4.73m	15-6%	2/4/12	0.4	0.00	0.40
Team Total								0.40	

104



**Washington and Jeffer**

Presidents' Athletic Conference

▲ 1

Event	Scrd As	Athlete	Yr	Scored Mark	Date	Pl. Pts.	Bonus	TOTAL	
Scored bests come from PRE-SEASON DATA									
► LJ	23	Taylor HOCKMAN	SR	6.96m	22-10	2/19/11	0.35	0.00	0.35
Team Total								0.35	

"Scrd As", short for "Scored As", Standing used for place points portion of performance's score combining preseason data (when applied) to current season data

Numbers in BLACK are both the performance's actual NCAA rank AND "scored as" rank Numbers in RED indicate actual NCAA rank does not exist or is worse than "scored as" rank Numbers in BLUE indicate actual NCAA rank is better than "scored as" rank

USTFCCCA Non-Member

Non-Member Schools Will NOT be ranked, beginning Week 2



# USTFCCCA NCAA Division III National Team Rankings

## 2012 Indoor Track & Field, Week #3

as of 2/7/2012 12:08:27 PM

**D** denotes multiple-event rule in affect  
Only those who score >0.01 pts are shown

### MEN

**104**

**Widener**

Middle Atlantic Conferences

▲ 1

Event	Scrd As	Athlete	Yr	Scored Mark	Date	Pl. Pts.	Bonus	TOTAL
Scored bests come from CURRENT season								
▶ SP	23	Mike RECLA	FR	15.80m	1/28/12	0.35	0.00	0.35
Team Total								0.35

**106**

**Ramapo**

New Jersey Athletic Conference

▼ 3

Event	Scrd As	Athlete	Yr	Scored Mark	Date	Pl. Pts.	Bonus	TOTAL
Scored bests come from CURRENT season								
▶ 60m	34	Ackeme BROWN	JR	6.99	1/26/12		0.07	0.07
Scored bests come from PRE-SEASON DATA								
▶ TJ	26	Isaac PATTERSON	SR	14.15m	2/25/11	0.2	0.00	0.20
Team Total								0.27

**107**

**Ripon**

Midwest Conference

unch

Event	Scrd As	Athlete	Yr	Scored Mark	Date	Pl. Pts.	Bonus	TOTAL
Scored bests come from PRE-SEASON DATA								
▶ 400m	28	Matthew WOOD	JR	49.70	2/25/11	0.1	0.17	0.27
Team Total								0.27

**108**

**WPI**

New England Women's & Men's Athletic Conferen

▲ 17

Event	Scrd As	Athlete	Yr	Scored Mark	Date	Pl. Pts.	Bonus	TOTAL
Scored bests come from CURRENT season								
▶ HEPT	25	Mike THYDEN	SR	4,198	2/4/12	0.25	0.00	0.25
Team Total								0.25

**109**

**Connecticut College**

New England Small College Athletic Conference

▼ 5

Event	Scrd As	Athlete	Yr	Scored Mark	Date	Pl. Pts.	Bonus	TOTAL
Scored bests come from CURRENT season								
▶ 5000m	28	Alex MAVROVIC	FR	14:49.27cb	1/27/12	0.1	0.05	0.15
Team Total								0.15

**110**



**Northwestern (Minn.)**

Upper Midwest Athletic Conference

▲ 2

Event	Scrd As	Athlete	Yr	Scored Mark	Date	Pl. Pts.	Bonus	TOTAL
Scored bests come from CURRENT season								
▶ WT	27	Taylor GISH	SR	17.45m	1/28/12	0.15	0.00	0.15
Team Total								0.15

**110**



**Ursinus**

Centennial Conference

▼ 1

Event	Scrd As	Athlete	Yr	Scored Mark	Date	Pl. Pts.	Bonus	TOTAL
Scored bests come from PRE-SEASON DATA								
▶ TJ	27	Chris ROUNTREE	JR	14.11m	2/26/11	0.15	0.00	0.15
Team Total								0.15

**112**



**Wittenberg**

North Coast Athletic Conference

▼ 4

Event	Scrd As	Athlete	Yr	Scored Mark	Date	Pl. Pts.	Bonus	TOTAL
Scored bests come from CURRENT season								
▶ 60m	31	Victor BANJO	FR	6.98	1/21/12		0.15	0.15
Team Total								0.15

**113**



**Ithaca**

Empire 8 Athletic Conference

unch

Event	Scrd As	Athlete	Yr	Scored Mark	Date	Pl. Pts.	Bonus	TOTAL
Scored bests come from PRE-SEASON DATA								
▶ 4x400	19			3:20.92	3/4/11	0.1	0.00	0.10
Team Total								0.10

**114**



**RPI**

Liberty League

▲ 1

Event	Scrd As	Athlete	Yr	Scored Mark	Date	Pl. Pts.	Bonus	TOTAL
Scored bests come from CURRENT season								
▶ HJ	30	Stephen SILBER	SO	1.99m	1/14/12	0.02	0.00	0.02
Scored bests come from PRE-SEASON DATA								
▶ 60m	34	Austin DREXLER	SR	6.99	2/12/11		0.07	0.07
Team Total								0.09

"Scrd As", short for "Scored As", Standing used for place points portion of performance's score combining preseason data (when applied) to current season data

Numbers in BLACK are both the performance's actual NCAA rank AND "scored as" rank Numbers in RED indicate actual NCAA rank does not exist or is worse than "scored as" rank Numbers in BLUE indicate actual NCAA rank is better than "scored as" rank

USTFCCCA Non-Member

Non-Member Schools Will NOT be ranked, beginning Week 2



# USTFCCCA NCAA Division III National Team Rankings

## 2012 Indoor Track & Field, Week #3

as of 2/7/2012 12:08:27 PM

**D** denotes multiple-event rule in affect  
Only those who score >0.01 pts are shown

### MEN

**115**

 **Bridgewater State**  
Massachusetts State Collegiate Athletic Conference

▼ 5

Event	Scrd As	Athlete	Yr	Scored Mark	Date	Pl. Pts.	Bonus	TOTAL
Scored bests come from PRE-SEASON DATA								
H60m	29	Matthew HORAN	SO	8.40	2/18/11	0.05	0.02	0.07
Team Total								0.07

**115**

 **Hood**  
Capital Athletic Conference

▼ 5

Event	Scrd As	Athlete	Yr	Scored Mark	Date	Pl. Pts.	Bonus	TOTAL
Scored bests come from CURRENT season								
H60m	29	Nicolas ALDANA	SO	8.40c 7.80(55)	1/28/12	0.05	0.02	0.07
Team Total								0.07

**117**

 **Wheaton (Mass.)**  
New England Women's & Men's Athletic Conferen

▼ 1

Event	Scrd As	Athlete	Yr	Scored Mark	Date	Pl. Pts.	Bonus	TOTAL
Scored bests come from PRE-SEASON DATA								
4x400	20			3:20.93	2/11/11	0.05	0.00	0.05
Team Total								0.05

**118**

 **Concordia Chicago**  
Northern Athletics Conference

▼ 1

Event	Scrd As	Athlete	Yr	Scored Mark	Date	Pl. Pts.	Bonus	TOTAL
Scored bests come from PRE-SEASON DATA								
60m	39	Merrell DAVIS	JR	7.00	2/26/11		0.04	0.04
Team Total								0.04

**118**

 **Virginia Wesleyan**  
Old Dominion Athletic Conference

▲ 4

Event	Scrd As	Athlete	Yr	Scored Mark	Date	Pl. Pts.	Bonus	TOTAL
Scored bests come from PRE-SEASON DATA								
60m	39	Randy LOTT	SO	7.00	2/11/11		0.04	0.04
Team Total								0.04

**120**

 **Birmingham-Southern**  
Southern Collegiate Athletic Conference

▼ 27

Event	Scrd As	Athlete	Yr	Scored Mark	Date	Pl. Pts.	Bonus	TOTAL
Scored bests come from PRE-SEASON DATA								
800m	33	Robert WILLETT	JR	1:55.47	2/19/11		0.04	0.04
Team Total								0.04

**121**

 **Hamilton**  
New England Small College Athletic Conference

▼ 3

Event	Scrd As	Athlete	Yr	Scored Mark	Date	Pl. Pts.	Bonus	TOTAL
Scored bests come from CURRENT season								
HJ	30	Graham SADLER	SO	1.99m 6-6½	1/28/12	0.02	0.00	0.02
Team Total								0.02

**121**

 **RIT**  
Liberty League

▼ 3

Event	Scrd As	Athlete	Yr	Scored Mark	Date	Pl. Pts.	Bonus	TOTAL
Scored bests come from CURRENT season								
HJ	30	Jamie DORREN	FR	1.99m 6-6½	1/14/12	0.02	0.00	0.02
Team Total								0.02

"Scrd As", short for "Scored As", Standing used for place points portion of performance's score combining preseason data (when applied) to current season data

Numbers in BLACK are both the performance's actual NCAA rank AND "scored as" rank Numbers in RED indicate actual NCAA rank does not exist or is worse than "scored as" rank Numbers in BLUE indicate actual NCAA rank is better than "scored as" rank

USTFCCCA Non-Member

Non-Member Schools Will NOT be ranked, beginning Week 2





# USTFCCCA NCAA Division III National Team Rankings


## 2012 Indoor Track & Field, Week #3


as of 2/7/2012 12:08:28 PM

**D** denotes multiple-event rule in affect  
Only those who score >0.01 pts are shown

### WOMEN

Iowa Intercollegiate Athletic Conference									
Event	Scrd As	Athlete	Yr	Scored Mark		Date	Pl. Pts.	Bonus	TOTAL
Scored bests come from CURRENT season									
▶ 60m	25	Skye MORRISON	SR	7.87		2/3/12	0.25	0.03	0.28
▶ 400m	12	Skye MORRISON	SR	57.40c OT	56.90	1/20/12	3	0.51	3.51
▶ 400m	17	Kendra KREGEL	JR	57.66		2/3/12	0.8	0.28	1.08
▶ Mile	16	Laura SIGMUND	SR	5:02.09		2/3/12	0.9	0.31	1.21
▶ H60m	29	Tashina MCALLISTER	SO	9.14		2/3/12	0.05	0.00	0.05
▶ LJ	1	Skye MORRISON	SR	6.17m	20-3	2/3/12	20	6.13	26.13
▶ TJ	3	Skye MORRISON	SR	12.13m	39-9½	1/20/12	16	2.96	18.96
▶ TJ	14	Monique DAVISSON	JR	11.48m	37-8	1/13/12	1.5	0.24	1.74
▶ SP	15	Kayla HEMANN	FR	13.04m	42-9½	2/3/12	1	0.18	1.18
▶ PENT	6	Camesha GOODS	SO	3,251		2/3/12	10	1.07	11.07
Scored bests come from PRE-SEASON DATA									
▶ 60m	3	Faith BURT	SR	7.65		3/12/11	16	1.92	17.92
▶ 60m	8	Nevada MORRISON	SR	7.76		3/4/11	7	0.76	7.76
▶ 400m	1	Nevada MORRISON	SR	55.83		2/25/11	20	2.92	22.92
▶ 400m	5	Faith BURT	SR	56.56		3/4/11	12	1.62	13.62
▶ Mile	13	Emily EIMERS	SR	5:01.37		3/4/11	2	0.39	2.39
▶ H60m	5	Camesha GOODS	SO	8.80		3/12/11	12	1.54	13.54
▶ 4x400	1			3:47.16		3/12/11	20	4.37	24.37
▶ DMR	14			12:02.13		2/25/11	0.6	0.14	0.74
▶ TJ	23	Courtney EGTS	SO	11.27m	36-11½	3/4/11	0.35	0.00	0.35
▶ SP	6	Sarah HOFFMANN	SR	13.82m	45-4½	2/12/11	10	1.48	11.48
▶ SP	8	Britlyn SIECK	JR	13.78m	45-2½	3/4/11	7	1.38	8.38
Team Total							188.68		

2		 UW-Oshkosh		unch				
Wisconsin Intercollegiate Athletic Conference								
Event	Scrd As	Athlete	Yr	Scored Mark	Date	Pl. Pts.	Bonus	TOTAL
Scored bests come from CURRENT season								
▶ Mile	2	Christy CAZZOLA	JR	4:52.77	1/27/12	18	2.68	20.68
▶ 5000m	15	Christy CAZZOLA	JR	17:28.00	1/20/12	1	0.34	1.34
▶ PV	6	Lisha HANSON	SR	3.71m 12-2	2/4/12	10	0.80	10.80
▶ SP	1	Breanna STRUPP	JR	14.53m 47-8	1/27/12	20	4.21	24.21
▶ SP	9	Abby MARTIN	SO	13.61m 44-8	1/27/12	6	0.96	6.96
▶ WT	3	Samantha LOEW	JR	17.60m 57-9	1/27/12	16	1.97	17.97
▶ WT	12	Breanna STRUPP	JR	16.76m 55-0	1/14/12	3	0.43	3.43
▶ WT	21	Melanie BRICKNER	FR	15.98m 52-5½	1/14/12	0.45	0.00	0.45
Scored bests come from PRE-SEASON DATA								
▶ 800m	6	Christy CAZZOLA	JR	2:12.53	1/21/11	10	1.26	11.26
▶ 4x400	11			3:57.00	2/12/11	0.9	0.24	1.14
▶ DMR	11			11:56.65	2/19/11	0.9	0.98	1.88
▶ PV	3	Danielle CARRIGAN	SR	3.90m 12-9½	2/25/11	16	2.20	18.20
▶ SP	28	Alexia CHILD	SR	12.62m 41-5	2/25/11	0.1	0.00	0.10
▶ WT	4	Alexia CHILD	SR	17.48m 57-4½	3/12/11	14	1.63	15.63
▶ WT	14	Kayla OBERSTADT	SR	16.49m 54-1½	2/25/11	1.5	0.16	1.66
▶ PENT	22	Sadie SAWALL	SR	3,005	3/4/11	0.4	0.00	0.40
Team Total								136.11

3			Williams		unch				
New England Small College Athletic Conference									
Event	Scrd As	Athlete	Yr	Scored Mark	Date	Pl. Pts.	Bonus	TOTAL	
Scored bests come from CURRENT season									
▶ Mile	25	Brianne MIRECKI	SO	5:05.36	1/14/12	0.25	0.00	0.25	
▶ 5000m	1	Chiara DEL PICCOLO	SO	16:57.98	12/3/11	20	2.73	22.73	
▶ PV	9	Jenna ADAMS	SO	3.68m	12-¾	2/4/12	6	0.59	6.59
▶ WT	6	Amina AVRIL	SO	17.35m	56-11¾	2/4/12	10	1.32	11.32
Scored bests come from PRE-SEASON DATA									
▶ 5000m	3	Annie DEAR	JR	17:03.77	3/4/11	16	2.15	18.15	
▶ 5000m	6	Jennifer GOSSELS	JR	17:07.77	12/4/10	10	1.75	11.75	
▶ DMR	10			11:56.47	3/4/11	1	1.02	2.02	
▶ LJ	9	Tanasia HOFFLER	JR	5.63m	18-5¾	1/28/11	6	0.67	6.67
▶ TJ	1	Tanasia HOFFLER	JR	12.24m	40-2	3/12/11	20	3.63	23.63
▶ TJ	5	Brooke JOHNSON	JR	11.93m	39-1¾	12/11/10	12	1.90	13.90
Team Total								117.01	

"Scrd As", short for "Scored As", Standing used for place points portion of performance's score combining preseason data (when applied) to current season data

Numbers in BLACK are both the performance's actual NCAA rank AND "scored as" rank Numbers in RED indicate actual NCAA rank does not exist or is worse than "scored as" rank Numbers in BLUE indicate actual NCAA rank is better than "scored as" rank

USTFCCCA Non-Member

Non-Member Schools Will NOT be ranked, beginning Week 2



# USTFCCCA NCAA Division III National Team Rankings

## 2012 Indoor Track & Field, Week #3

as of 2/7/2012 12:08:28 PM

**D** denotes multiple-event rule in affect  
Only those who score >0.01 pts are shown

### WOMEN

4



**Illinois Wesleyan**

unch

College Conference of Illinois & Wisconsin

Event	Scrd As	Athlete	Yr	Scored Mark	Date	Pl. Pts.	Bonus	TOTAL
Scored bests come from CURRENT season								
400m	3	Lauren ALPERT	SR	56.21	1/28/12	16	2.24	18.24
400m	24	Jessica CHRISTY	SR	58.21	1/21/12	0.3	0.00	0.30
HJ	25	Gabrielle JOHNSON	SR	1.65m 5-5	1/14/12	0.25	0.00	0.25
Scored bests come from PRE-SEASON DATA								
60m	19	Shavantay THOMAS	SR	7.85	1/29/11	0.6	0.11	0.71
400m	10	Lauren ROCK	JR	57.19	3/4/11	5	0.75	5.75
400m	20	Shavantay THOMAS	SR	57.92	2/25/11	0.5	0.13	0.63
800m	8	Tara CLEMENS	JR	2:12.81	3/12/11	7	1.15	8.15
800m	18	Lauren ROCK	JR	2:16.57	2/25/11	0.7	0.18	0.88
800m	25	Mallory KIRBY	SO	2:17.29	2/4/11	0.25	0.05	0.30
4x400	2			3:48.48	3/12/11	17	3.69	20.69
DMR	5			11:53.22	3/4/11	8	1.68	9.68
LJ	4	Lauren ALPERT	SR	5.76m 18-10½	3/12/11	14	1.68	15.68
TJ	11	Lauren ALPERT	SR	11.51m 37-9½	2/25/11	4	0.30	4.30
Team Total								85.56

5



**Methodist**

unch

USA South Athletic Conference

Event	Scrd As	Athlete	Yr	Scored Mark	Date	Pl. Pts.	Bonus	TOTAL
Scored bests come from CURRENT season								
60m	11	Bria WILSON	FR	7.78	1/27/12	4	0.60	4.60
H60m	9	Brittanie MORRIS	SO	8.87	1/27/12	6	0.87	6.87
LJ	19	Bria WILSON	FR	5.51m 18-1	1/21/12	0.6	0.06	0.66
Scored bests come from PRE-SEASON DATA								
60m	2	Ashlynn CHAVIS	JR	7.57	3/12/11	18	2.88	20.88
60m	10	Ruby BLACKWELL	JR	7.77	2/20/11	5	0.68	5.68
400m	2	Ruby BLACKWELL	JR	55.89	3/12/11	18	2.81	20.81
LJ	2	Ashlynn CHAVIS	JR	5.93m 19-5½	3/12/11	18	3.52	21.52
Team Total								81.03

6



**MIT**

unch

New England Women's & Men's Athletic Conferen

Event	Scrd As	Athlete	Yr	Scored Mark	Date	Pl. Pts.	Bonus	TOTAL
Scored bests come from CURRENT season								
400m	13	Jamie SIMMONS	SR	57.41cb 57.01	1/27/12	2	0.50	2.50
Mile	10	Louise VAN DEN HEUVEL	SO	5:00.97cb 5:00.07	2/3/12	5	0.43	5.43
5000m	13	Elaine MCVAY	FR	17:24.72cb 17:21.42	1/27/12	2	0.44	2.44
H60m	27	Jacqueline BREW	SO	9.12	2/3/12	0.15	0.00	0.15
Scored bests come from PRE-SEASON DATA								
400m	4	Portia JONES	SR	56.44	3/12/11	14	1.83	15.83
Mile	8	Brooke JOHNSON		4:57.75	#####	7	1.09	8.09
H60m	2	Portia JONES	SR	8.73	3/12/11	18	2.45	20.45
4x400	7			3:53.95	2/11/11	4	1.23	5.23
DMR	4			11:52.30	2/25/11	11	1.87	12.87
PV	10	Lauren KUNTZ	JR	3.67m 12-½	3/12/11	5	0.52	5.52
PENT	28	Jaclyn KONOPKA	SO	2,958	2/18/11	0.1	0.00	0.10
Team Total								78.61

7



**Washington (Mo.)**

▲ 7

University Athletic Association

Event	Scrd As	Athlete	Yr	Scored Mark	Date	Pl. Pts.	Bonus	TOTAL
Scored bests come from CURRENT season								
800m	3	Erica JACKEY	SR	2:10.69	2/3/12	16	2.23	18.23
800m	23	Liz PHILLIPS	SR	2:17.09	1/21/12	0.35	0.09	0.44
Mile	9	Erica JACKEY	SR	4:59.21	1/28/12	6	0.78	6.78
HJ	25	Jasmine WILLIAMS	SO	1.65m 5-5	12/2/11	0.25	0.00	0.25
PV	5	Anna ETHERINGTON	SO	3.81m 12-6	2/3/12	12	1.47	13.47
Scored bests come from PRE-SEASON DATA								
Mile	6	Liz PHILLIPS	SR	4:56.57	2/18/11	10	1.43	11.43
DMR	2			11:48.98	3/4/11	17	2.56	19.56
TJ	19	Anne DIAZ-ARRASTIA	JR	11.34m 37-2½	1/15/11	0.6	0.00	0.60
Team Total								70.76

"Scrd As", short for "Scored As", Standing used for place points portion of performance's score combining preseason data (when applied) to current season data

Numbers in BLACK are both the performance's actual NCAA rank AND "scored as" rank Numbers in RED indicate actual NCAA rank does not exist or is worse than "scored as" rank Numbers in BLUE indicate actual NCAA rank is better than "scored as" rank

USTFCCCA Non-Member

Non-Member Schools Will NOT be ranked, beginning Week 2



# USTFCCCA NCAA Division III National Team Rankings

## 2012 Indoor Track & Field, Week #3

as of 2/7/2012 12:08:29 PM

**D** denotes multiple-event rule in affect  
Only those who score >0.01 pts are shown

### WOMEN

8



**Illinois College**

Midwest Conference

▼ 1

Event	Scrd As	Athlete	Yr	Scored Mark	Date	Pl. Pts.	Bonus	TOTAL	
Scored bests come from CURRENT season									
► PENT	14	Megan STRINGER	JR	3,139	2/3/12	1.5	0.21	1.71	
Scored bests come from PRE-SEASON DATA									
► H60m	1	Melissa NORVILLE	JR	8.72	3/12/11	20	2.58	22.58	
► LJ	3	Melissa NORVILLE	JR	5.80m	19-½	3/12/11	16	2.12	18.12
► TJ	2	Melissa NORVILLE	JR	12.19m	40-0	3/12/11	18	3.33	21.33
Team Total								63.73	

9



**Middlebury**

New England Small College Athletic Conference

▼ 1

Event	Scrd As	Athlete	Yr	Scored Mark		Date	Pl. Pts.	Bonus	TOTAL
Scored bests come from CURRENT season									
► 800m	15	Juliet RYAN-DAVIS	JR	2:16.18cb	2:15.68	1/27/12	1	0.25	1.25
► Mile	17	Addie TOUSLEY	JR	5:02.16		2/4/12	0.8	0.30	1.10
Scored bests come from PRE-SEASON DATA									
► 800m	9	Margo CRAMER	SR	2:13.45		2/11/11	6	0.90	6.90
► Mile	3	Margo CRAMER	SR	4:54.38		2/18/11	16	2.14	18.14
► 5000m	24	Colette WHITNEY	SO	17:41.70		3/4/11	0.3	0.00	0.30
► DMR	1			11:47.96		3/12/11	20	2.77	22.77
► HJ	6	Grace DOERING	JR	1.69m	5-6½	2/18/11	10	0.78	10.78
Team Total									61.25

10



**Monmouth (Ill.)**

Midwest Conference

▼ 1

Event	Scrd As	Athlete	Yr	Scored Mark		Date	Pl. Pts.	Bonus	TOTAL
Scored bests come from CURRENT season									
► SP	12	Raven ROBINSON	SO	13.19m	43-3¼	2/4/12	3	0.39	3.39
► SP	19	Kayla CORZINE	JR	12.90m	42-4	1/21/12	0.6	0.00	0.60
► WT	2	Allison DEVOR	JR	18.32m	60-1¼	2/4/12	18	4.05	22.05
Scored bests come from PRE-SEASON DATA									
► H60m	7	Alexa ALLEN	SO	8.86		3/12/11	8	0.96	8.96
► HJ	8	Emily TYSMA	SO	1.68m	5-6	2/12/11	7	0.53	7.53
► LJ	12	MacKinsey MARQUITH	JR	5.56m	18-3	3/5/11	3	0.24	3.24
► SP	5	Allison DEVOR	JR	13.83m	45-4½	3/12/11	12	1.51	13.51
► SP	15	Amanda STREETER	SR	13.04m	42-9½	3/4/11	1	0.18	1.18
► WT	28	Amanda STREETER	SR	15.65m	51-4¼	1/22/11	0.1	0.00	0.10
Team Total								60.56	

11



**UW-Whitewater**

Wisconsin Intercollegiate Athletic Conference

▼ 1

Event	Scrd As	Athlete	Yr	Scored Mark		Date	Pl. Pts.	Bonus	TOTAL
Scored bests come from CURRENT season									
► HJ	1	Shelby DEMOS	JR	1.80m	5-10%	1/21/12	20	4.62	24.62
► HJ	8	Lauren STROHMAIER	JR	1.68m	5-6	1/21/12	7	0.53	7.53
► LJ	13	Lexie SONDGEROTH	FR	5.55m	18-2½	1/14/12	2	0.20	2.20
Scored bests come from PRE-SEASON DATA									
► H60m	18	Shelby DEMOS	JR	8.99		2/25/11	0.7	0.04	0.74
► HJ	15	JoLyn OWEN	JR	1.67m	5-5½	2/19/11	1	0.29	1.29
► PV	26	Melanie PILON	SO	3.40m	11-1½	1/28/11	0.2	0.00	0.20
► PENT	2	JoLyn OWEN	JR	3,353		2/25/11	18	2.51	20.51
Team Total									57.09

"Scrd As", short for "Scored As", Standing used for place points portion of performance's score combining preseason data (when applied) to current season data

Numbers in BLACK are both the performance's actual NCAA rank AND "scored as" rank Numbers in RED indicate actual NCAA rank does not exist or is worse than "scored as" rank Numbers in BLUE indicate actual NCAA rank is better than "scored as" rank

USTFCCCA Non-Member

Non-Member Schools Will NOT be ranked, beginning Week 2



# USTFCCCA NCAA Division III National Team Rankings

## 2012 Indoor Track & Field, Week #3

as of 2/7/2012 12:08:29 PM

**D** denotes multiple-event rule in affect  
Only those who score >0.01 pts are shown

### WOMEN

# 12



## Ramapo

New Jersey Athletic Conference

▼ 1

Event	Scrd As	Athlete	Yr	Scored Mark	Date	Pl. Pts.	Bonus	TOTAL
Scored bests come from CURRENT season								
▶ PV	30	Danielle WANKMULLER	FR	3.38m	11-1	1/21/12	0.02	0.00 0.02
▶ LJ	7	Anita ROGERS	JR	5.68m	18-7½	1/26/12	8	1.03 9.03
▶ TJ	4	Anita ROGERS	JR	11.94m	39-2¼	1/14/12	14	1.94 15.94
Scored bests come from PRE-SEASON DATA								
▶ 60m	6	Anita ROGERS	JR	7.72		2/26/11	10	1.10 11.10
▶ PV	4	Michelle FAVRE	JR	3.87m	12-8½	3/12/11	14	1.90 15.90
▶ PENT	12	Maura BURKE	SR	3,150		2/12/11	3	0.27 3.27
Team Total								55.27

# 13



## Ithaca

Empire 8 Athletic Conference

▼ 1

Event	Scrd As	Athlete	Yr	Scored Mark	Date	Pl. Pts.	Bonus	TOTAL
Scored bests come from CURRENT season								
▶ HJ	8	Emma DEWART	SR	1.68m	5-6	1/28/12	7	0.53 7.53
▶ LJ	5	Emma DEWART	SR	5.70m	18-8½	1/28/12	12	1.18 13.18
▶ WT	23	Jessica HOFFNER	SR	15.95m	52-4	2/4/12	0.35	0.00 0.35
▶ PENT	1	Emma DEWART	SR	3,578		2/4/12	20	6.18 26.18
Scored bests come from PRE-SEASON DATA								
▶ H60m	17	Emma DEWART	SR	8.96		12/4/10	0.8	0.17 0.97
▶ DMR	17			12:08.43		3/4/11	0.3	0.00 0.30
▶ PENT	26	Amanda RISSMEYER	JR	2,963		3/4/11	0.2	0.00 0.20
Team Total								48.71

# 14



## UW-Eau Claire

Wisconsin Intercollegiate Athletic Conference

▲ 8

Event	Scrd As	Athlete	Yr	Scored Mark	Date	Pl. Pts.	Bonus	TOTAL
Scored bests come from CURRENT season								
▶ HJ	3	Julia BARANEK	SR	1.72m	5-7½	2/3/12	16	1.71 17.71
▶ PENT	17	Michelle BARANEK	SR	3,076		2/3/12	0.8	0.00 0.80
Scored bests come from PRE-SEASON DATA								
▶ 400m	11	Talisa EMBERTS	SR	57.32		3/5/11	4	0.60 4.60
▶ H60m	10	Kim MIRESE	SR	8.88		3/12/11	5	0.79 5.79
▶ H60m	21	Erin SCHOENFELDER	JR	9.03		3/5/11	0.45	0.00 0.45
▶ 4x400	9			3:55.65		3/5/11	2	0.67 2.67
▶ SP	7	Brittany FREDERICK	SR	13.81m	45-3¾	3/5/11	8	1.46 9.46
▶ SP	24	Lindsey HALLER	SR	12.77m	41-10¾	3/5/11	0.3	0.00 0.30
▶ WT	10	Brittany FREDERICK	SR	16.91m	55-5¾	3/5/11	5	0.58 5.58
Team Total								47.37

# 15



## Wellesley

New England Women's & Men's Athletic Conference

## unch

Event	Scrd As	Athlete	Yr	Scored Mark	Date	Pl. Pts.	Bonus	TOTAL
Scored bests come from PRE-SEASON DATA								
▶ 800m	2	Leah CLEMENT	JR	2:10.68		2/25/11	18	2.24 20.24
▶ 800m	16	Randelle BOOTS	JR	2:16.19		2/18/11	0.9	0.25 1.15
▶ Mile	1	Randelle BOOTS	JR	4:50.12		2/25/11	20	3.56 23.56
▶ DMR	15			12:03.54		2/11/11	0.5	0.01 0.51
Team Total								45.47

# 16



## SUNY Oneonta

State University of New York Athletic Conference

▲ 11

Event	Scrd As	Athlete	Yr	Scored Mark	Date	Pl. Pts.	Bonus	TOTAL
Scored bests come from CURRENT season								
▶ HJ	4	Kacy BOBURKA	JR	1.70m	5-7	12/3/11	14	1.02 15.02
▶ WT	1	Sarah TIMMONS	SR	18.40m	60-4¼	2/4/12	20	4.28 24.28
Scored bests come from PRE-SEASON DATA								
▶ 800m	11	Lauren BRUNETTO	SR	2:14.41		3/4/11	4	0.59 4.59
Team Total								43.89

"Scrd As", short for "Scored As", Standing used for place points portion of performance's score combining preseason data (when applied) to current season data

Numbers in BLACK are both the performance's actual NCAA rank AND "scored as" rank Numbers in RED indicate actual NCAA rank does not exist or is worse than "scored as" rank Numbers in BLUE indicate actual NCAA rank is better than "scored as" rank

USTFCCCA Non-Member

Non-Member Schools Will NOT be ranked, beginning Week 2



# USTFCCCA NCAA Division III National Team Rankings

## 2012 Indoor Track & Field, Week #3

as of 2/7/2012 12:08:30 PM

**D** denotes multiple-event rule in affect  
Only those who score >0.01 pts are shown

### WOMEN

# 17



## North Central (Ill.)

College Conference of Illinois & Wisconsin

# ▼ 1

Event	Scrd As	Athlete	Yr	Scored Mark	Date	Pl. Pts.	Bonus	TOTAL	
Scored bests come from CURRENT season									
▶ 800m	19	Kala BINGHAM	SR	2:16.74	1/28/12	0.6	0.15	0.75	
▶ Mile	23	Krista COTA	JR	5:04.96	2/4/12	0.35	0.01	0.36	
▶ PV	15	Elizabeth COMPOSTO	FR	3.56m	11-8	2/4/12	1	0.12	1.12
▶ PV	24	Brooke PATTERSON	FR	3.41m	11-2½	2/4/12	0.3	0.00	0.30
▶ SP	30	Ebony STALLWORTH	FR	12.59m	41-3¾	1/28/12	0.02	0.00	0.02
Scored bests come from PRE-SEASON DATA									
▶ 60m	7	Kayla MURPHY	SR	7.75	2/11/11	8	0.83	8.83	
▶ 800m	12	Krista COTA	JR	2:14.59	2/25/11	3	0.55	3.55	
▶ H60m	13	Brandi JACKSON		8.91	#####	2	0.54	2.54	
▶ 4x400	3			3:50.01	3/4/11	14	2.92	16.92	
▶ DMR	6			11:53.78	3/4/11	6	1.57	7.57	
▶ PV	21	Kayla MURPHY	SR	3.45m	11-3¾	2/5/11	0.45	0.00	0.45
▶ PENT	16	Jocelyn REDLINSKI	SO	3,081	2/25/11	0.9	0.00	0.90	
Team Total								43.31	

# 18



## Tufts

New England Small College Athletic Conference

# ▼ 1

Event	Scrd As	Athlete	Yr	Scored Mark		Date	Pl. Pts.	Bonus	TOTAL
Scored bests come from CURRENT season									
▶ SP	14	Kelly ALLEN	JR	13.09m	42-11½	2/4/12	1.5	0.25	1.75
▶ WT	11	Kelly ALLEN	JR	16.80m	55-1½	1/14/12	4	0.47	4.47
▶ WT	30	Ronke OYEKUNLE	JR	15.59m	51-1¼	1/21/12	0.02	0.00	0.02
▶ PENT	9	Jana HIEBER	SO	3,236		2/4/12	6	0.91	6.91
Scored bests come from PRE-SEASON DATA									
▶ 4x400	13			3:57.58		2/25/11	0.7	0.11	0.81
▶ DMR	8			11:55.37		3/4/11	3	1.24	4.24
▶ HJ	8	Dayorsha COLLINS	SR	1.68m	5-6	1/15/11	7	0.53	7.53
▶ PV	10	Heather THEISS	SR	3.67m	12-½	3/4/11	5	0.52	5.52
▶ TJ	6	Nakeisha JONES	SR	11.81m	38-9	3/4/11	10	1.41	11.41
Team Total									42.67

# 19



## Wheaton (Mass.)

New England Women's & Men's Athletic Conferen

# ▼ 6

Event	Scrd As	Athlete	Yr	Scored Mark		Date	Pl. Pts.	Bonus	TOTAL
Scored bests come from CURRENT season									
▶ 400m	25	Ashante LITTLE	SO	58.24cb	57.84	1/27/12	0.25	0.00	0.25
▶ TJ	8	Ashley DELL'AIRA	SR	11.69m	38-4¼	1/27/12	7	0.91	7.91
Scored bests come from PRE-SEASON DATA									
▶ 400m	27	Lauren CARDARELLI	SR	58.54		3/4/11	0.15	0.00	0.15
▶ H60m	2	Didi JUSME	SR	8.73		3/12/11	18	2.45	20.45
▶ 4x400	8			3:54.85		3/4/11	3	0.93	3.93
▶ WT	7	Tope WAHEED	SR	17.32m	56-10	2/4/11	8	1.26	9.26
Team Total									41.95

# 20



## Coe

Iowa Intercollegiate Athletic Conference

# ▼ 2

Event	Scrd As	Athlete	Yr	Scored Mark	Date	Pl. Pts.	Bonus	TOTAL
Scored bests come from CURRENT season								
▶ 800m	1	Keelie FINNEL	JR	2:10.24	2/3/12	20	2.50	22.50
Scored bests come from PRE-SEASON DATA								
▶ 400m	8	Keelie FINNEL	SR	56.97	2/25/11	7	1.01	8.01
▶ 4x400	6			3:53.11	3/5/11	6	1.50	7.50
Team Total								38.01

# 21



## Nebraska Wesleyan

Great Plains Athletic Conference

# ▼ 2

Event	Scrd As	Athlete	Yr	Scored Mark		Date	Pl. Pts.	Bonus	TOTAL
Scored bests come from CURRENT season									
► 5000m	23	Hannah KINBERG	SR	17:41.00cb	17:37.70	1/20/12	0.35	0.00	0.35
► HJ	4	Katie SCHOEN	SR	1.70m	5-7	1/20/12	14	1.02	15.02
► SP	4	Deanna DIRKSCHNEIDER	JR	13.84m	45-5	1/27/12	14	1.54	15.54
► SP	20	Bailey SOUCIE	JR	12.88m	42-3½	2/4/12	0.5	0.00	0.50
Scored bests come from PRE-SEASON DATA									
► H60m	10	Taylor TACHA	JR	8.88		2/18/11	5	0.79	5.79
► 4x400	14			3:57.84		3/5/11	0.6	0.07	0.67
Team Total									37.87

"Scrd As", short for "Scored As", Standing used for place points portion of performance's score combining preseason data (when applied) to current season data

Numbers in BLACK are both the performance's actual NCAA rank AND "scored as" rank Numbers in RED indicate actual NCAA rank does not exist or is worse than "scored as" rank Numbers in BLUE indicate actual NCAA rank is better than "scored as" rank

USTFCCCA Non-Member

Non-Member Schools Will NOT be ranked, beginning Week 2





# USTFCCCA NCAA Division III National Team Rankings

## 2012 Indoor Track & Field, Week #3

as of 2/7/2012 12:08:30 PM

**D** denotes multiple-event rule in affect  
Only those who score >0.01 pts are shown

### WOMEN

# 22



## Moravian

Landmark Conference

# ▼ 1

Event	Scrd As	Athlete	Yr	Scored Mark	Date	Pl. Pts.	Bonus	TOTAL
Scored bests come from CURRENT season								
▶ PV	21	Allison VANEK	SO	3.45m	11-3%	12/2/11	0.45	0.00 0.45
Scored bests come from PRE-SEASON DATA								
▶ Mile	22	Cadee ROCKWELL	SR	5:04.85		3/4/11	0.4	0.02 0.42
▶ 5000m	17	Cadee ROCKWELL	SR	17:34.46		3/4/11	0.8	0.13 0.93
▶ PV	1	Abigail SCHAFFER	SR	4.17m	13-8%	3/12/11	20	4.88 24.88
▶ LJ	10	Micah LEONARD	JR	5.58m	18-3%	2/26/11	5	0.32 5.32
▶ TJ	14	Micah LEONARD	JR	11.48m	37-8	3/4/11	1.5	0.24 1.74
Team Total								33.73

# 25



## Rowan

New Jersey Athletic Conference

# ▼ 2

Event	Scrd As	Athlete	Yr	Scored Mark	Date	Pl. Pts.	Bonus	TOTAL
Scored bests come from CURRENT season								
▶ DMR	18	Peacock, Leahey, Searcy, Wright		12:08.67cb	12:06.17	2/3/12	0.2	0.00 0.20
Scored bests come from PRE-SEASON DATA								
▶ Mile	11	Jenna PEACOCK	SR	5:01.17		2/25/11	4	0.41 4.41
▶ 5000m	8	Jenna PEACOCK	SR	17:13.91		3/4/11	7	1.14 8.14
▶ H60m	4	Jamie THOMPSON	SO	8.75		3/12/11	14	2.19 16.19
▶ LJ	24	Jamie THOMPSON	SO	5.45m	17-10%	3/4/11	0.3	0.00 0.30
Team Total								29.24

# 23



## Buffalo State

State University of New York Athletic Conference

# ▼ 3

Event	Scrd As	Athlete	Yr	Scored Mark	Date	Pl. Pts.	Bonus	TOTAL
Scored bests come from CURRENT season								
▶ 60m	16	Sasha HENRY	JR	7.81		1/27/12	0.9	0.37 1.27
▶ 60m	25	Jazmin DUNHAM	SO	7.87		1/27/12	0.25	0.03 0.28
▶ H60m	13	Jazmin DUNHAM	SO	8.91		12/2/11	2	0.54 2.54
Scored bests come from PRE-SEASON DATA								
▶ 60m	1	Erica JOHNSON	SR	7.51		3/12/11	20	3.62 23.62
▶ TJ	10	Jessica WALKER	SR	11.58m	38-0	2/26/11	5	0.46 5.46
Team Total								33.17

# 26



## Keene State

Little East Conference

# ▼ 2

Event	Scrd As	Athlete	Yr	Scored Mark	Date	Pl. Pts.	Bonus	TOTAL
Scored bests come from CURRENT season								
▶ Mile	14	Maggie FITTER	JR	5:01.39cb	5:00.49	1/27/12	1.5	0.38 1.88
Scored bests come from PRE-SEASON DATA								
▶ 800m	25	Maggie FITTER	JR	2:17.29		1/28/11	0.25	0.05 0.30
▶ Mile	26	Paige MILLS	SR	5:05.41		2/25/11	0.2	0.00 0.20
▶ 5000m	7	Paige MILLS	SR	17:09.96		3/4/11	8	1.53 9.53
▶ 5000m	20	Andrea WALSH	SR	17:39.73		2/25/11	0.5	0.00 0.50
▶ DMR	3			11:50.99		3/12/11	14	2.14 16.14
Team Total								28.56

# 24



## UW-La Crosse

Wisconsin Intercollegiate Athletic Conference

# ▲ 4

Event	Scrd As	Athlete	Yr	Scored Mark	Date	Pl. Pts.	Bonus	TOTAL
Scored bests come from CURRENT season								
▶ 60m	19	Rebecca SCHMIDT	JR	7.85		1/28/12	0.6	0.11 0.71
▶ 60m	25	Hannah MUELLER	SO	7.87c	7.31(55)	1/20/12	0.25	0.03 0.28
▶ 4x400	5	Wippermann, Halvorson, Elliot, Scheuermann		3:52.56		2/3/12	8	1.68 9.68
▶ WT	20	Nicole FLACKEY	JR	15.99m	52-5%	2/3/12	0.5	0.00 0.50
Scored bests come from PRE-SEASON DATA								
▶ HJ	23	Kayla ASHLAND	SO	1.66m	5-5%	1/29/11	0.35	0.08 0.43
▶ SP	3	Nicole FLACKEY	JR	14.03m	46-½	1/21/11	16	2.23 18.23
Team Total								29.83

# 27



## Amherst

New England Small College Athletic Conference

# ▼ 2

Event	Scrd As	Athlete	Yr	Scored Mark	Date	Pl. Pts.	Bonus	TOTAL
Scored bests come from CURRENT season								
▶ 60m	21	Naomi BATES	SO	7.86		2/4/12	0.45	0.07 0.52
▶ Mile	18	Keri LAMBERT	JR	5:02.38cb	5:01.48	1/27/12	0.7	0.28 0.98
Scored bests come from PRE-SEASON DATA								
▶ 800m	25	Melissa SULLIVAN	SR	2:17.29		3/4/11	0.25	0.05 0.30
▶ Mile	7	Melissa SULLIVAN	SR	4:57.52		2/11/11	8	1.14 9.14
▶ 5000m	4	Ali SIMEONE	JR	17:04.61		3/4/11	14	2.06 16.06
▶ DMR	13			11:58.97		3/4/11	0.7	0.56 1.26
Team Total								28.27

"Scrd As", short for "Scored As", Standing used for place points portion of performance's score combining preseason data (when applied) to current season data

Numbers in BLACK are both the performance's actual NCAA rank AND "scored as" rank Numbers in RED indicate actual NCAA rank does not exist or is worse than "scored as" rank Numbers in BLUE indicate actual NCAA rank is better than "scored as" rank

USTFCCCA Non-Member

Non-Member Schools Will NOT be ranked, beginning Week 2



# USTFCCCA NCAA Division III National Team Rankings

## 2012 Indoor Track & Field, Week #3

as of 2/7/2012 12:08:30 PM

**D** denotes multiple-event rule in affect  
Only those who score >0.01 pts are shown

### WOMEN

28



**NYU**

University Athletic Association

▼ 2

Event	Scrd As	Athlete	Yr	Scored Mark	Date	Pl. Pts.	Bonus	TOTAL
Scored bests come from PRE-SEASON DATA								
► Mile	5	Maeve EVANS	SR	4:55.92	2/19/11	12	1.64	13.64
► 5000m	5	Maeve EVANS	SR	17:04.70	3/12/11	12	2.06	14.06
Team Total								27.70

29



**Central (Iowa)**

Iowa Intercollegiate Athletic Conference

▲ 9

Event	Scrd As	Athlete	Yr	Scored Mark		Date	Pl. Pts.	Bonus	TOTAL
Scored bests come from CURRENT season									
► PENT	10	Caitlin WILSON	SR	3,217		2/3/12	5	0.70	5.70
Scored bests come from PRE-SEASON DATA									
► 4x400	4			3:52.45		3/5/11	11	1.72	12.72
► SP	10	Morgan DARROW	SR	13.53m	44-4%	2/25/11	5	0.85	5.85
► WT	22	Morgan DARROW	SR	15.96m	52-4%	3/5/11	0.4	0.00	0.40
Team Total									24.67

30



**Carleton**

Minnesota Intercollegiate Athletic Conference

unch

Event	Scrd As	Athlete	Yr	Scored Mark	Date	Pl. Pts.	Bonus	TOTAL
Scored bests come from PRE-SEASON DATA								
► Mile	12	Simone CHILDS-WALKER	SR	5:01.23	2/19/11	3	0.40	3.40
► 5000m	2	Simone CHILDS-WALKER	SR	17:02.68	3/12/11	18	2.26	20.26
Team Total								23.66

31



**Christopher Newport**

USA South Athletic Conference

▼ 2

Event	Scrd As	Athlete	Yr	Scored Mark	Date	Pl. Pts.	Bonus	TOTAL	
Scored bests come from CURRENT season									
► HJ	15	Jenna ELLIOTT	SO	1.67m	5-5%	1/27/12	1	0.29	1.29
Scored bests come from PRE-SEASON DATA									
► 400m	19	Dira HANSEN	SR	57.88		2/20/11	0.6	0.15	0.75
► 800m	10	Dira HANSEN	SR	2:13.67		2/27/11	5	0.82	5.82
► PENT	4	Dira HANSEN	SR	3,309		3/2/11	14	1.79	15.79
Team Total								23.65	

32



**Lehman**

City University of New York Athletic Conference

▼ 1

Event	Scrd As	Athlete	Yr	Scored Mark	Date	Pl. Pts.	Bonus	TOTAL	
Scored bests come from CURRENT season									
► 60m	5	Tobi ALLI	SO	7.68	1/6/12	12	1.57	13.57	
► H60m	30	Shantay BECCAN	FR	9.15	1/13/12	0.02	0.00	0.02	
► LJ	24	Tobi ALLI	SO	5.45m	17-10%	1/6/12	0.3	0.00	0.30
► TJ	7	Jasmine SPRINGER	JR	11.76m	38-7	1/20/12	8	1.20	9.20
Team Total								23.09	

33



**Linfield**

Northwest Conference

unch

Event	Scrd As	Athlete	Yr	Scored Mark	Date	Pl. Pts.	Bonus	TOTAL
Scored bests come from CURRENT season								
► PV	2	Catherine STREET	SR	4.10m	13-5%	1/13/12	18	4.18 22.18
Team Total								22.18

34



**Rose-Hulman**

Heartland Collegiate Athletic Conference

unch

Event	Scrd As	Athlete	Yr	Scored Mark	Date	Pl. Pts.	Bonus	TOTAL	
Scored bests come from CURRENT season									
► HJ	2	Elizabeth EVANS	JR	1.78m	5-10	1/14/12	18	3.89	21.89
Team Total									21.89

35



**Marietta**

Ohio Athletic Conference

▲ 1

Event	Scrd As	Athlete	Yr	Scored Mark		Date	Pl. Pts.	Bonus	TOTAL
Scored bests come from CURRENT season									
► TJ	30	Ashley BAULT	SR	11.14m	36-6%	12/3/11	0.02	0.00	0.02
► PENT	3	Ashley BAULT	SR	3,327		12/10/11	16	2.09	18.09
Scored bests come from PRE-SEASON DATA									
► HJ	23	Ashley BAULT	SR	1.66m	5-5%	1/29/11	0.35	0.08	0.43
► LJ	13	Ashley BAULT	SR	5.55m	18-2%	2/6/11	2	0.20	2.20
Team Total									20.74

"Scrd As", short for "Scored As", Standing used for place points portion of performance's score combining preseason data (when applied) to current season data

Numbers in BLACK are both the performance's actual NCAA rank AND "scored as" rank Numbers in RED indicate actual NCAA rank does not exist or is worse than "scored as" rank Numbers in BLUE indicate actual NCAA rank is better than "scored as" rank

USTFCCCA Non-Member

Non-Member Schools Will NOT be ranked, beginning Week 2



# USTFCCCA NCAA Division III National Team Rankings

## 2012 Indoor Track & Field, Week #3

as of 2/7/2012 12:08:31 PM

**D** denotes multiple-event rule in affect  
Only those who score >0.01 pts are shown

### WOMEN

# 36



## TCNJ

New Jersey Athletic Conference

▼ 4

Event	Scrd As	Athlete	Yr	Scored Mark	Date	Pl. Pts.	Bonus	TOTAL
Scored bests come from CURRENT season								
► LI	28	Erica ROBERTS	SO	5.44m	17-10%	2/4/12	0.1	0.00 0.10
Scored bests come from PRE-SEASON DATA								
► DMR	9			11:55.57	3/4/11	2	1.20	3.20
► HJ	6	Brigit ROEMER	SO	1.69m	5-6½	3/12/11	10	0.78 10.78
► TJ	9	Brigit ROEMER	SO	11.61m	38-1½	2/20/11	6	0.58 6.58
Team Total								20.66

# 37



## Salisbury

Capital Athletic Conference

unch

Event	Scrd As	Athlete	Yr	Scored Mark	Date	Pl. Pts.	Bonus	TOTAL
Scored bests come from CURRENT season								
► SP	2	Chelsea TAVIK	JR	14.04m	46-¾	1/28/12	18	2.27 20.27
► WT	29	Chelsea TAVIK	JR	15.61m	51-2¾	1/28/12	0.05	0.00 0.05
Scored bests come from PRE-SEASON DATA								
► WT	25	Jennifer HOUGHTON	SR	15.87m	52-1	3/5/11	0.25	0.00 0.25
Team Total								20.57

# 38



## Mount Union

Ohio Athletic Conference

▲ 7

Event	Scrd As	Athlete	Yr	Scored Mark	Date	Pl. Pts.	Bonus	TOTAL
Scored bests come from CURRENT season								
► 400m	7	Mary MAHONEY	JR	56.88	2/4/12	8	1.11	9.11
► H60m	13	Taylor KRING	SO	8.91	12/9/11	2	0.54	2.54
► SP	22	Aubree JONES	SR	12.80m	42-0	2/4/12	0.4	0.00 0.40
Scored bests come from PRE-SEASON DATA								
► 60m	8	Mary MAHONEY	JR	7.76	2/5/11	7	0.76	7.76
Team Total								19.81

# 39



## Farmingdale State

Skyline Conference

▲ 2

Event	Scrd As	Athlete	Yr	Scored Mark	Date	Pl. Pts.	Bonus	TOTAL
Scored bests come from CURRENT season								
► TJ	26	Druscilla DICKSON	FR	11.21m	36-9¾	1/20/12	0.2	0.00 0.20
Scored bests come from PRE-SEASON DATA								
► 60m	4	Corine MAGEE	JR	7.67		12/8/10	14	1.68 15.68
► H60m	30	Victoria MANDAT	JR	9.15		12/8/10	0.02	0.00 0.02
► TJ	12	Faustine CHUKWUEZI	JR	11.50m	37-8¾	3/12/11	3	0.28 3.28
Team Total								19.18

# 40



## UW-Stevens Point

Wisconsin Intercollegiate Athletic Conference

▲ 3

Event	Scrd As	Athlete	Yr	Scored Mark	Date	Pl. Pts.	Bonus	TOTAL
Scored bests come from CURRENT season								
► Mile	21	Kelly HAEN	SR	5:04.81		1/21/12	0.45	0.03 0.48
► 5000m	19	Kelly HAEN	SR	17:38.23		2/4/12	0.6	0.01 0.61
► PV	17	Leanna ROSE	SO	3.53m	11-7	2/3/12	0.8	0.02 0.82
► WT	27	Amy KRZYKOWSKI	SR	15.66m	51-4¾	1/14/12	0.15	0.00 0.15
Scored bests come from PRE-SEASON DATA								
► H60m	6	Erin KLINE	JR	8.81		3/5/11	10	1.42 11.42
► DMR	7			11:53.88		2/19/11	4	1.55 5.55
Team Total								19.02

# 41



## Franklin & Marshall

Centennial Conference

▲ 3

Event	Scrd As	Athlete	Yr	Scored Mark	Date	Pl. Pts.	Bonus	TOTAL
Scored bests come from CURRENT season								
► 800m	13	Sheena CRAWLEY	JR	2:14.87		1/22/12	2	0.50 2.50
► Mile	4	Sheena CRAWLEY	JR	4:54.66cb	4:53.76	1/27/12	14	2.05 16.05
Team Total								18.55

"Scrd As", short for "Scored As", Standing used for place points portion of performance's score combining preseason data (when applied) to current season data

Numbers in BLACK are both the performance's actual NCAA rank AND "scored as" rank Numbers in RED indicate actual NCAA rank does not exist or is worse than "scored as" rank Numbers in BLUE indicate actual NCAA rank is better than "scored as" rank

USTFCCCA Non-Member

Non-Member Schools Will NOT be ranked, beginning Week 2



# USTFCCCA NCAA Division III National Team Rankings

## 2012 Indoor Track & Field, Week #3

as of 2/7/2012 12:08:32 PM

**D** denotes multiple-event rule in affect  
Only those who score >0.01 pts are shown

### WOMEN

42



**Bowdoin**

New England Small College Athletic Conference

▼ 7

Event	Scrd As	Athlete	Yr	Scored Mark		Date	Pl. Pts.	Bonus	TOTAL
Scored bests come from CURRENT season									
▶ 5000m	28	Olivia MACKENZIE	JR	17:44.57		2/3/12	0.1	0.00	0.10
▶ PV	14	Erin SILVA	FR	3.58m	11-9	1/28/12	1.5	0.19	1.69
Scored bests come from PRE-SEASON DATA									
▶ 400m	6	Elsa MILLETT	SR	56.76		2/25/11	10	1.26	11.26
▶ H60m	20	Michele KAUFMAN	JR	9.01		2/18/11	0.5	0.00	0.50
▶ TJ	25	Laura PETERSON	SR	11.22m	36-9%	2/18/11	0.25	0.00	0.25
▶ PENT	11	Annie HUYLER	SR	3,189		3/4/11	4	0.49	4.49
Team Total									18.30

43



**UW-Platteville**

Wisconsin Intercollegiate Athletic Conference

▼ 3

Event	Scrd As	Athlete	Yr	Scored Mark		Date	Pl. Pts.	Bonus	TOTAL
Scored bests come from CURRENT season									
▶ 400m	30	Deidre DILLMAN	JR	58.61		2/3/12	0.02	0.00	0.02
▶ HJ	25	Caitlin THOMSON	FR	1.65m	5-5	2/3/12	0.25	0.00	0.25
Scored bests come from PRE-SEASON DATA									
▶ 400m	14	Ann TANK	SR	57.50		2/18/11	1.5	0.40	1.90
▶ 800m	5	Ann TANK	SR	2:11.66		3/12/11	12	1.66	13.66
▶ 4x400	10			3:55.91		2/18/11	1	0.59	1.59
Team Total									17.42

44



**Montclair State**

New Jersey Athletic Conference

▼ 5

Event	Scrd As	Athlete	Yr	Scored Mark		Date	Pl. Pts.	Bonus	TOTAL
Scored bests come from CURRENT season									
▶ 400m	16	Heather GEARITY	JR	57.63cb	57.23	1/27/12	0.9	0.30	1.20
▶ PENT	15	Heather GEARITY	JR	3,133		1/20/12	1	0.18	1.18
Scored bests come from PRE-SEASON DATA									
▶ 4x400	12			3:57.06		2/25/11	0.8	0.22	1.02
▶ PENT	5	Krystal ELLIS	SO	3,289		2/12/11	12	1.49	13.49
Team Total								16.88	

45



**St. Norbert**

Midwest Conference

▼ 3

Event	Scrd As	Athlete	Yr	Scored Mark	Date	Pl. Pts.	Bonus	TOTAL
Scored bests come from PRE-SEASON DATA								
800m	4	Emily SCHUDROWITZ	SR	2:10.70	2/11/11	14	2.23	16.23
4x400	15			3:58.02	3/5/11	0.5	0.04	0.54
Team Total								16.77

46



**Centre**

Southern Collegiate Athletic Conference

unch

Event	Scrd As	Athlete	Yr	Scored Mark	Date	Pl. Pts.	Bonus	TOTAL	
Scored bests come from PRE-SEASON DATA									
WT	5	Emily NIEHAUS	SR	17.47m	57-3%	2/19/11	12	1.60	13.60
Team Total								13.60	

47



**UW-Stout**

Wisconsin Intercollegiate Athletic Conference

▲ 3

Event	Scrd As	Athlete	Yr	Scored Mark		Date	Pl. Pts.	Bonus	TOTAL
Scored bests come from CURRENT season									
▶ PV	30	Andrea KRUEGER	SO	3.38m	11-1	2/3/12	0.02	0.00	0.02
▶ SP	25	Jessika SMITH	JR	12.76m	41-10%	1/21/12	0.25	0.00	0.25
Scored bests come from PRE-SEASON DATA									
▶ PV	24	Sabrina SCOVILLE	JR	3.41m	11-2%	2/25/11	0.3	0.00	0.30
▶ LJ	6	Jessika SMITH	SO	5.69m	18-8	3/5/11	10	1.11	11.11
Team Total								11.68	

48



**Carthage**

College Conference of Illinois & Wisconsin

unch

Event	Scrd As	Athlete	Yr	Scored Mark	Date	Pl. Pts.	Bonus	TOTAL
Scored bests come from CURRENT season								
PENT	7	Sarah THOMPSON	SR	3,240	2/3/12	8	0.95	8.95
Scored bests come from PRE-SEASON DATA								
PENT	13	Christine NELSON	SR	3,140	3/4/11	2	0.21	2.21
Team Total								11.17

"Scrd As", short for "Scored As", Standing used for place points portion of performance's score combining preseason data (when applied) to current season data

Numbers in BLACK are both the performance's actual NCAA rank AND "scored as" rank Numbers in RED indicate actual NCAA rank does not exist or is worse than "scored as" rank Numbers in BLUE indicate actual NCAA rank is better than "scored as" rank

USTFCCCA Non-Member

Non-Member Schools Will NOT be ranked, beginning Week 2



# USTFCCCA NCAA Division III National Team Rankings

## 2012 Indoor Track & Field, Week #3

as of 2/7/2012 12:08:32 PM

**D** denotes multiple-event rule in affect  
Only those who score >0.01 pts are shown

### WOMEN

49



**St. Benedict**

Minnesota Intercollegiate Athletic Conference

▼ 2

Event	Scrd As	Athlete	Yr	Scored Mark	Date	Pl. Pts.	Bonus	TOTAL
Scored bests come from CURRENT season								
► PENT	20	Julia RENNER	SR	3,013	2/3/12	0.5	0.00	0.50
Scored bests come from PRE-SEASON DATA								
► PV	7	Danielle BUSCH	JR	3.70m	12-1½	3/4/11	8	0.73 8.73
► LJ	17	Julia RENNER	SR	5.52m	18-1½	3/4/11	0.8	0.09 0.89
► PENT	28	Clare MURN	JR	2,958		3/4/11	0.1	0.00 0.10
Team Total								10.22

50



**Roanoke**

Old Dominion Athletic Conference

▲ 2

Event	Scrd As	Athlete	Yr	Scored Mark	Date	Pl. Pts.	Bonus	TOTAL
Scored bests come from CURRENT season								
► 800m	7	Carmen GRAVES	JR	2:12.67cb	2:12.17	1/20/12	8	1.20 9.20
Team Total								9.20

51



**Carnegie Mellon**

University Athletic Association

▲ 3

Event	Scrd As	Athlete	Yr	Scored Mark	Date	Pl. Pts.	Bonus	TOTAL
Scored bests come from CURRENT season								
► 5000m	26	Emily WOB	JR	17:44.24		1/14/12	0.2	0.00 0.20
Scored bests come from PRE-SEASON DATA								
► H60m	7	Jacqueline GUEVEL	SO	8.86		3/12/11	8	0.96 8.96
Team Total								9.16

52



**Hamline**

Minnesota Intercollegiate Athletic Conference

▲ 1

Event	Scrd As	Athlete	Yr	Scored Mark	Date	Pl. Pts.	Bonus	TOTAL
Scored bests come from CURRENT season								
► SP	17	Becky CULP	JR	12.98m	42-7	2/4/12	0.8	0.10 0.90
► WT	8	Brenna COYLE	SR	17.21m	56-5½	1/21/12	7	1.05 8.05
Scored bests come from PRE-SEASON DATA								
► PV	26	Carly BRAUN	JR	3.40m	11-1½	3/4/11	0.2	0.00 0.20
Team Total								9.14

53



**Springfield (Mass.)**

New England Women's & Men's Athletic Conferen

▼ 2

Event	Scrd As	Athlete	Yr	Scored Mark	Date	Pl. Pts.	Bonus	TOTAL
Scored bests come from PRE-SEASON DATA								
► 4x400	20			3:59.17		2/25/11	0.05	0.00 0.05
► PENT	7	Kelly CURTIS	SR	3,240		2/18/11	8	0.95 8.95
Team Total								9.00

54



**Alvernia**

Middle Atlantic Conferences

▼ 5

Event	Scrd As	Athlete	Yr	Scored Mark	Date	Pl. Pts.	Bonus	TOTAL
Scored bests come from CURRENT season								
► PV	7	Melissa FELLEBAUM	JR	3.70m	12-1½	1/13/12	8	0.73 8.73
Team Total								8.73

55



**Greenville**

St. Louis Intercollegiate Athletic Conference

▲ 2

Event	Scrd As	Athlete	Yr	Scored Mark	Date	Pl. Pts.	Bonus	TOTAL
Scored bests come from PRE-SEASON DATA								
► 400m	18	Philita JOHNSON	SR	57.77		3/4/11	0.7	0.22 0.92
► LJ	8	Penny GRANT	SR	5.64m	18-6	2/19/11	7	0.74 7.74
Team Total								8.66

56



**SUNY Cortland**

State University of New York Athletic Conference

▲ 2

Event	Scrd As	Athlete	Yr	Scored Mark	Date	Pl. Pts.	Bonus	TOTAL
Scored bests come from CURRENT season								
► 5000m	10	Alyson DALTON	SR	17:21.70		12/10/11	5	0.63 5.63
► HJ	25	Taylor HUDSON	FR	1.65m	5-5	2/4/12	0.25	0.00 0.25
► LJ	21	Sarah BONNELL	SO	5.47m	17-11½	2/4/12	0.45	0.00 0.45
Scored bests come from PRE-SEASON DATA								
► 60m	17	Sarah BONNELL	SO	7.82		2/26/11	0.8	0.29 1.09
► 800m	28	Jordyn NAYLON	JR	2:17.48		2/19/11	0.1	0.01 0.11
► Mile	19	Jordyn NAYLON	JR	5:04.11		3/4/11	0.6	0.10 0.70
► PENT	23	Nicole SCHAFER	JR	2,998		3/4/11	0.35	0.00 0.35
Team Total								8.58

"Scrd As", short for "Scored As", Standing used for place points portion of performance's score combining preseason data (when applied) to current season data

Numbers in BLACK are both the performance's actual NCAA rank AND "scored as" rank Numbers in RED indicate actual NCAA rank does not exist or is worse than "scored as" rank Numbers in BLUE indicate actual NCAA rank is better than "scored as" rank

USTFCCCA Non-Member

Non-Member Schools Will NOT be ranked, beginning Week 2





# USTFCCCA NCAA Division III National Team Rankings

## 2012 Indoor Track & Field, Week #3

as of 2/7/2012 12:08:33 PM

**D** denotes multiple-event rule in affect  
Only those who score >0.01 pts are shown

### WOMEN

#### 57 Birmingham-Southern 65

Southern Collegiate Athletic Conference

Event	Scrd As	Athlete	Yr	Scored Mark	Date	Pl. Pts.	Bonus	TOTAL
Scored bests come from CURRENT season								
▶ 60m	11	Tiarra GOODE	SO	7.78c	7.22(55)	2/4/12	4	0.60 4.60
▶ H60m	12	Tiarra GOODE	SO	8.89c	8.27(55)	2/4/12	3	0.70 3.70
Team Total								8.31

#### 58 Simpson (Iowa) 3

Iowa Intercollegiate Athletic Conference

Event	Scrd As	Athlete	Yr	Scored Mark	Date	Pl. Pts.	Bonus	TOTAL
Scored bests come from CURRENT season								
▶ PENT	19	Kinsey BAK	SR	3,037		2/3/12	0.6	0.00 0.60
Scored bests come from PRE-SEASON DATA								
▶ HJ	8	Kinsey BAK	SR	1.68m	5-6	3/5/11	7	0.53 7.53
Team Total								8.13

#### 59 Ohio Northern 2

Ohio Athletic Conference

Event	Scrd As	Athlete	Yr	Scored Mark	Date	Pl. Pts.	Bonus	TOTAL
Scored bests come from CURRENT season								
▶ PV	18	Aubrie STECHSCHULTE	SR	3.50m	11-5½	2/4/12	0.7	0.00 0.70
Scored bests come from PRE-SEASON DATA								
▶ 5000m	9	Alison STEINBRUNNER	JR	17:14.07		2/11/11	6	1.13 7.13
Team Total								7.83

#### 60 Ohio Wesleyan 5

North Coast Athletic Conference

Event	Scrd As	Athlete	Yr	Scored Mark	Date	Pl. Pts.	Bonus	TOTAL
Scored bests come from PRE-SEASON DATA								
▶ Mile	27	Cara DEANGELIS	SO	5:05.53		3/4/11	0.15	0.00 0.15
▶ HJ	8	Emily AMBURGEY	JR	1.68m	5-6	2/5/11	7	0.53 7.53
▶ PV	29	Sarah BECHTEL	SO	3.39m	11-1½	3/4/11	0.05	0.00 0.05
Team Total								7.73

#### 61 Delaware Valley 2

Middle Atlantic Conferences

Event	Scrd As	Athlete	Yr	Scored Mark	Date	Pl. Pts.	Bonus	TOTAL
Scored bests come from PRE-SEASON DATA								
▶ HJ	8	Meghan DONOVAN	SR	1.68m	5-6	2/26/11	7	0.53 7.53
Team Total								7.53

#### 62 McMurry 2

American Southwest Conference

Event	Scrd As	Athlete	Yr	Scored Mark	Date	Pl. Pts.	Bonus	TOTAL
Scored bests come from CURRENT season								
▶ H60m	28	Kristen JOHNSON	FR	9.13cA	8.47(55)	1/13/12	0.1	0.00 0.10
▶ HJ	15	Kristen JOHNSON	FR	1.67m	5-5½	1/27/12	1	0.29 1.29
▶ LJ	11	Shanita COLEMAN	SO	5.57m	18-3¼	1/20/12	4	0.28 4.28
▶ LJ	16	Tiana ALEXANDER	FR	5.53m	18-1¼	1/27/12	0.9	0.13 1.03
Scored bests come from PRE-SEASON DATA								
▶ 60m	25	Carla BURTON	SO	7.87		3/4/11	0.25	0.03 0.28
Team Total								6.98

#### 63 Carroll (Wis.) 1

Midwest Conference

Event	Scrd As	Athlete	Yr	Scored Mark	Date	Pl. Pts.	Bonus	TOTAL
Scored bests come from PRE-SEASON DATA								
▶ 400m	9	Lindsay GRUENKE	SR	57.15		3/5/11	6	0.80 6.80
Team Total								6.80

#### 64 Westfield State 7

Massachusetts State Collegiate Athletic Conference

Event	Scrd As	Athlete	Yr	Scored Mark	Date	Pl. Pts.	Bonus	TOTAL
Scored bests come from CURRENT season								
▶ WT	9	Amanda GRICUS	SR	17.01m	55-9½	2/4/12	6	0.68 6.68
Team Total								6.68

"Scrd As", short for "Scored As", Standing used for place points portion of performance's score combining preseason data (when applied) to current season data

Numbers in BLACK are both the performance's actual NCAA rank AND "scored as" rank Numbers in RED indicate actual NCAA rank does not exist or is worse than "scored as" rank Numbers in BLUE indicate actual NCAA rank is better than "scored as" rank

USTFCCCA Non-Member

Non-Member Schools Will NOT be ranked, beginning Week 2



# USTFCCCA NCAA Division III National Team Rankings

## 2012 Indoor Track & Field, Week #3

as of 2/7/2012 12:08:33 PM

**D** denotes multiple-event rule in affect  
Only those who score >0.01 pts are shown

### WOMEN

65



**Johns Hopkins**

Centennial Conference

unch

Event	Scrd As	Athlete	Yr	Scored Mark	Date	Pl. Pts.	Bonus	TOTAL
Scored bests come from CURRENT season								
5000m	11	Hannah ECKSTEIN	FR	17:22.98cb 17:19.68	1/27/12	4	0.54	4.54
Scored bests come from PRE-SEASON DATA								
800m	20	Annie MONAGLE	JR	2:16.78	2/19/11	0.5	0.14	0.64
5000m	18	Cecilia FURLONG	SR	17:37.34	12/4/10	0.7	0.04	0.74
5000m	22	Lara SHEGOSKI	SO	17:40.69	3/4/11	0.4	0.00	0.40
DMR	20			12:11.08	3/4/11	0.05	0.00	0.05
Team Total								6.38

66



**Texas Lutheran**

American Southwest Conference

▼ 3

Event	Scrd As	Athlete	Yr	Scored Mark	Date	Pl. Pts.	Bonus	TOTAL
Scored bests come from CURRENT season								
TJ	29	Destiny JONES	SR	11.15m 36-7	1/20/12	0.05	0.00	0.05
Scored bests come from PRE-SEASON DATA								
PV	10	Ligia BOLIVAR	JR	3.67m 12-½	3/12/11	5	0.52	5.52
Team Total								5.57

67



**Wilmington (Ohio)**

Ohio Athletic Conference

▼ 3

Event	Scrd As	Athlete	Yr	Scored Mark	Date	Pl. Pts.	Bonus	TOTAL
Scored bests come from PRE-SEASON DATA								
PV	10	Mackenzie WILLS	JR	3.67m 12-½	3/12/11	5	0.52	5.52
Team Total								5.52

68



**Millikin**

College Conference of Illinois & Wisconsin

▼ 2

Event	Scrd As	Athlete	Yr	Scored Mark	Date	Pl. Pts.	Bonus	TOTAL
Scored bests come from CURRENT season								
60m	21	Ariel ROBINSON	SO	7.86	1/21/12	0.45	0.07	0.52
SP	11	LeAnn SPESARD	JR	13.36m 43-10	12/2/11	4	0.62	4.62
Team Total								5.14

69



**SUNY Geneseo**

State University of New York Athletic Conference

▼ 1

Event	Scrd As	Athlete	Yr	Scored Mark	Date	Pl. Pts.	Bonus	TOTAL
Scored bests come from CURRENT season								
800m	21	Keira WOOD	FR	2:17.02	1/14/12	0.45	0.10	0.55
Scored bests come from PRE-SEASON DATA								
800m	29	Mary ALDRIDGE	SO	2:17.52	1/28/11	0.05	0.01	0.06
Mile	20	Alyssa SMITH	SR	5:04.28	2/26/11	0.5	0.08	0.58
Mile	28	Marissa LIBERATI	JR	5:05.99	3/4/11	0.1	0.00	0.10
5000m	14	Marissa LIBERATI	JR	17:25.67	1/28/11	1.5	0.41	1.91
DMR	12			11:57.91	3/4/11	0.8	0.72	1.52
Team Total								4.72

70



**Baldwin-Wallace**

Ohio Athletic Conference

▼ 1

Event	Scrd As	Athlete	Yr	Scored Mark	Date	Pl. Pts.	Bonus	TOTAL
Scored bests come from CURRENT season								
SP	21	Cristina PERRINE	JR	12.81m 42-½	1/27/12	0.45	0.00	0.45
WT	13	Cristina PERRINE	JR	16.64m 54-7½	1/27/12	2	0.31	2.31
WT	18	Leslie PERNELL	SR	16.18m 53-1	2/3/12	0.7	0.00	0.70
Scored bests come from PRE-SEASON DATA								
DMR	19			12:10.96	2/12/11	0.1	0.00	0.10
WT	17	Stefani GRABER	JR	16.31m 53-6½	1/29/11	0.8	0.00	0.80
Team Total								4.36

71



**Dubuque**

Iowa Intercollegiate Athletic Conference

▼ 4

Event	Scrd As	Athlete	Yr	Scored Mark	Date	Pl. Pts.	Bonus	TOTAL
Scored bests come from PRE-SEASON DATA								
60m	13	Bridget HOSLEY	SR	7.79	2/19/11	2	0.52	2.52
HJ	15	Michelle STRICKLAND	JR	1.67m 5-5½	2/19/11	1	0.29	1.29
Team Total								3.81

"Scrd As", short for "Scored As", Standing used for place points portion of performance's score combining preseason data (when applied) to current season data

Numbers in BLACK are both the performance's actual NCAA rank AND "scored as" rank Numbers in RED indicate actual NCAA rank does not exist or is worse than "scored as" rank Numbers in BLUE indicate actual NCAA rank is better than "scored as" rank

USTFCCCA Non-Member

Non-Member Schools Will NOT be ranked, beginning Week 2



# USTFCCCA NCAA Division III National Team Rankings

## 2012 Indoor Track & Field, Week #3

as of 2/7/2012 12:08:34 PM

**D** denotes multiple-event rule in affect  
Only those who score >0.01 pts are shown

### WOMEN

72



**Southern Maine**

Little East Conference

▼ 2

Event	Scrd As	Athlete	Yr	Scored	Mark	Date	Pl. Pts.	Bonus	TOTAL
Scored bests come from CURRENT season									
▶ 400m	26	Hannah WILEY	FR	58.39cb	57.99	1/27/12	0.2	0.00	0.20
▶ LJ	29	Christina MASSEY	JR	5.41m	17-9	2/3/12	0.05	0.00	0.05
▶ TJ	27	Hannah WILEY	FR	11.19m	36-8½	2/3/12	0.15	0.00	0.15
▶ WT	14	Hannah PATTERSON	SR	16.49m	54-1¼	2/3/12	1.5	0.16	1.66
Scored bests come from PRE-SEASON DATA									
▶ PV	16	Bethany DUMAS	SR	3.55m	11-7½	1/21/11	0.9	0.09	0.99
▶ PENT	18	Ariel HOWES	JR	3,053		3/4/11	0.7	0.00	0.70
<b>Team Total</b>									<b>3.75</b>

73



**St. Thomas (Minn.)**

Minnesota Intercollegiate Athletic Conference

▼ 1

Event	Scrd As	Athlete	Yr	Scored	Mark	Date	Pl. Pts.	Bonus	TOTAL
Scored bests come from CURRENT season									
▶ 4x400	16	Tipp, Van Heel, Tipp, Peyton		3:58.26		2/3/12	0.4	0.01	0.41
▶ SP	26	Amy MAAS	SR	12.70m	41-8	1/27/12	0.2	0.00	0.20
Scored bests come from PRE-SEASON DATA									
▶ 60m	18	Emily VAN HEEL	SO	7.84		3/4/11	0.7	0.15	0.85
▶ 400m	21	Emily VAN HEEL	SO	57.95		2/19/11	0.45	0.11	0.56
▶ TJ	16	Emily VAN HEEL	SO	11.42m	37-5½	3/12/11	0.9	0.11	1.01
▶ WT	19	Amy MAAS	SR	16.12m	52-10½	3/4/11	0.6	0.00	0.60
<b>Team Total</b>									<b>3.63</b>

74



**Brandeis**

University Athletic Association

▼ 1

Event	Scrd As	Athlete	Yr	Scored	Mark	Date	Pl. Pts.	Bonus	TOTAL
Scored bests come from CURRENT season									
▶ 5000m	12	Kate WARWICK	SR	17:24.26cb	17:20.96	1/27/12	3	0.46	3.46
<b>Team Total</b>									<b>3.46</b>

75



**UW-Superior**

Wisconsin Intercollegiate Athletic Conference

unch

Event	Scrd As	Athlete	Yr	Scored	Mark	Date	Pl. Pts.	Bonus	TOTAL
Scored bests come from CURRENT season									
▶ TJ	13	Traelyn LEWIS	JR	11.49m	37-8½	1/21/12	2	0.26	2.26
Scored bests come from PRE-SEASON DATA									
▶ WT	16	Katie CAPRIGLIONE	JR	16.35m	53-7¾	3/5/11	0.9	0.02	0.92
<b>Team Total</b>									<b>3.18</b>

76



**Worcester State**

Massachusetts State Collegiate Athletic Conference

▲ 13

Event	Scrd As	Athlete	Yr	Scored	Mark	Date	Pl. Pts.	Bonus	TOTAL
Scored bests come from CURRENT season									
▶ 60m	13	Brianna WISE	JR	7.79		2/4/12	2	0.52	2.52
Scored bests come from PRE-SEASON DATA									
▶ LJ	22	Mara KRALIAN	SR	5.46m	17-11	1/22/11	0.4	0.00	0.40
<b>Team Total</b>									<b>2.92</b>

77



**Bates**

New England Small College Athletic Conference

▲ 1

Event	Scrd As	Athlete	Yr	Scored	Mark	Date	Pl. Pts.	Bonus	TOTAL
Scored bests come from CURRENT season									
▶ 800m	13	Elizabeth ARENS	JR	2:14.87cb	2:14.37	1/27/12	2	0.50	2.50
▶ 800m	30	Sarah FUSCO	FR	2:17.62cb	2:17.12	1/27/12	0.02	0.00	0.02
▶ Mile	30	Elizabeth ARENS	JR	5:06.74		1/20/12	0.02	0.00	0.02
<b>Team Total</b>									<b>2.54</b>

78



**St. Scholastica**

Upper Midwest Athletic Conference

▼ 2

Event	Scrd As	Athlete	Yr	Scored	Mark	Date	Pl. Pts.	Bonus	TOTAL
Scored bests come from CURRENT season									
▶ TJ	16	Rachel MILLER	JR	11.42m	37-5½	12/10/11	0.9	0.11	1.01
▶ WT	26	Alec SEELEY	SR	15.76m	51-8½	2/3/12	0.2	0.00	0.20
▶ PENT	24	Tracy PERISH	SO	2,989		1/13/12	0.3	0.00	0.30
Scored bests come from PRE-SEASON DATA									
▶ H60m	18	Maggie BAIR	SO	8.99		3/12/11	0.7	0.04	0.74
▶ SP	27	Alec SEELEY	SR	12.63m	41-5½	2/5/11	0.15	0.00	0.15
<b>Team Total</b>									<b>2.40</b>

"Scrd As", short for "Scored As", Standing used for place points portion of performance's score combining preseason data (when applied) to current season data

Numbers in BLACK are both the performance's actual NCAA rank AND "scored as" rank Numbers in RED indicate actual NCAA rank does not exist or is worse than "scored as" rank Numbers in BLUE indicate actual NCAA rank is better than "scored as" rank

USTFCCCA Non-Member

Non-Member Schools Will NOT be ranked, beginning Week 2



# USTFCCCA NCAA Division III National Team Rankings

## 2012 Indoor Track & Field, Week #3

as of 2/7/2012 12:08:35 PM

**D** denotes multiple-event rule in affect  
Only those who score >0.01 pts are shown

### WOMEN

79



**Allegheny**

North Coast Athletic Conference

▼ 5

Event	Scrd As	Athlete	Yr	Scored Mark	Date	Pl. Pts.	Bonus	TOTAL
Scored bests come from PRE-SEASON DATA								
▶ SP	13	Lauren BUTLER	SR	13.16m	43-2½	3/4/11	2	0.34 2.34
Team Total								2.34

80



**Emory**

University Athletic Association

▼ 3

Event	Scrd As	Athlete	Yr	Scored Mark	Date	Pl. Pts.	Bonus	TOTAL
Scored bests come from CURRENT season								
▶ 4x400	18	Adjibaba, Clark, Leonard, Dyer		3:58.96cb	3:57.36	1/25/12	0.2	0.00 0.20
Scored bests come from PRE-SEASON DATA								
▶ H60m	23	Jasmine MCCULLOUGH	SR	9.06		3/4/11	0.35	0.00 0.35
▶ LJ	20	Lauren ATTIAH	SR	5.49m	18-¾	2/26/11	0.5	0.00 0.50
▶ TJ	16	Lauren ATTIAH	SR	11.42m	37-5½	3/4/11	0.9	0.11 1.01
▶ PENT	25	Lauren ATTIAH	SR	2,964		2/11/11	0.25	0.00 0.25
Team Total								2.31

81



**UW-River Falls**

Wisconsin Intercollegiate Athletic Conference

unch

Event	Scrd As	Athlete	Yr	Scored Mark	Date	Pl. Pts.	Bonus	TOTAL
Scored bests come from CURRENT season								
▶ 400m	23	Alyssa RASMUSSEN	JR	58.12		2/3/12	0.35	0.02 0.37
▶ PV	23	Kayla HILLMAN	SR	3.42m	11-2½	2/3/12	0.35	0.00 0.35
Scored bests come from PRE-SEASON DATA								
▶ 4x400	17			3:58.72		3/5/11	0.3	0.00 0.30
▶ LJ	22	Alicia POTTING	SO	5.46m	17-11	3/5/11	0.4	0.00 0.40
▶ LJ	24	Heidi HILGERS	SO	5.45m	17-10½	3/5/11	0.3	0.00 0.30
▶ TJ	20	Alicia POTTING	SO	11.30m	37-1	3/5/11	0.5	0.00 0.50
Team Total								2.22

82



**Heidelberg**

Ohio Athletic Conference

▼ 2

Event	Scrd As	Athlete	Yr	Scored Mark	Date	Pl. Pts.	Bonus	TOTAL
Scored bests come from PRE-SEASON DATA								
▶ LJ	13	Marian BEVINGTON	JR	5.55m	18-2½	1/29/11	2	0.20 2.20
Team Total								2.20

83



**WPI**

New England Women's & Men's Athletic Conferen

▼ 1

Event	Scrd As	Athlete	Yr	Scored Mark	Date	Pl. Pts.	Bonus	TOTAL
Scored bests come from CURRENT season								
▶ HJ	25	Julie EAGLE	JR	1.65m	5-5	1/27/12	0.25	0.00 0.25
Scored bests come from PRE-SEASON DATA								
▶ 400m	15	Noelle RICHARD	JR	57.57		3/4/11	1	0.33 1.33
▶ HJ	25	Adrianna DAVIS	JR	1.65m	5-5	#####	0.25	0.00 0.25
Team Total								1.83

84



**Dickinson**

Centennial Conference

▲ 2

Event	Scrd As	Athlete	Yr	Scored Mark	Date	Pl. Pts.	Bonus	TOTAL
Scored bests come from PRE-SEASON DATA								
▶ 5000m	16	Catherine CAMPBELL	SR	17:33.12		2/26/11	0.9	0.17 1.07
▶ 5000m	21	Taylor LUDMAN	SO	17:40.43		2/26/11	0.45	0.00 0.45
Team Total								1.52

85



**Adrian**

Michigan Intercollegiate Athletic Association

▼ 6

Event	Scrd As	Athlete	Yr	Scored Mark	Date	Pl. Pts.	Bonus	TOTAL
Scored bests come from CURRENT season								
▶ 60m	15	Kelsea SELLERS	SR	7.80		1/27/12	1	0.45 1.45
Team Total								1.45

"Scrd As", short for "Scored As", Standing used for place points portion of performance's score combining preseason data (when applied) to current season data

Numbers in BLACK are both the performance's actual NCAA rank AND "scored as" rank Numbers in RED indicate actual NCAA rank does not exist or is worse than "scored as" rank Numbers in BLUE indicate actual NCAA rank is better than "scored as" rank

USTFCCCA Non-Member

Non-Member Schools Will NOT be ranked, beginning Week 2



# USTFCCCA NCAA Division III National Team Rankings

## 2012 Indoor Track & Field, Week #3

as of 2/7/2012 12:08:36 PM

**D** denotes multiple-event rule in affect  
Only those who score >0.01 pts are shown

### WOMEN

86



**Swarthmore**

Centennial Conference

▲ 1

Event	Scrd As	Athlete	Yr	Scored Mark	Date	Pl. Pts.	Bonus	TOTAL
Scored bests come from PRE-SEASON DATA								
H60m	16	Kenyetta GIVANS	SR	8.92	2/26/11	0.9	0.45	1.35
<b>Team Total</b>								<b>1.35</b>

87



**Rochester**

University Athletic Association

▲ 1

Event	Scrd As	Athlete	Yr	Scored Mark	Date	Pl. Pts.	Bonus	TOTAL
Scored bests come from PRE-SEASON DATA								
Mile	15	Lauren NORTON	SR	5:02.02	2/19/11	1	0.32	1.32
<b>Team Total</b>								<b>1.32</b>

88



**Lawrence**

Midwest Conference

▼ 5

Event	Scrd As	Athlete	Yr	Scored Mark	Date	Pl. Pts.	Bonus	TOTAL
Scored bests come from PRE-SEASON DATA								
HJ	15	Rose TEPPER	JR	1.67m	2/5/11	1	0.29	1.29
<b>Team Total</b>								<b>1.29</b>

88



**Manchester**

Heartland Collegiate Athletic Conference

▲ 36

Event	Scrd As	Athlete	Yr	Scored Mark	Date	Pl. Pts.	Bonus	TOTAL
Scored bests come from CURRENT season								
HJ	15	Casey LOSHE	JR	1.67m	2/4/12	1	0.29	1.29
<b>Team Total</b>								<b>1.29</b>

88



**Whitworth**

Northwest Conference

▼ 5

Event	Scrd As	Athlete	Yr	Scored Mark	Date	Pl. Pts.	Bonus	TOTAL
Scored bests come from PRE-SEASON DATA								
HJ	15	Jheri GATES	SO	1.67m	3/5/11	1	0.29	1.29
<b>Team Total</b>								<b>1.29</b>

91



**Capital**

Ohio Athletic Conference

▼ 1

Event	Scrd As	Athlete	Yr	Scored Mark	Date	Pl. Pts.	Bonus	TOTAL
Scored bests come from CURRENT season								
HJ	25	Emily SHEETS	JR	1.65m	2/3/12	0.25	0.00	0.25
Scored bests come from PRE-SEASON DATA								
800m	17	Sarah TRICK	SR	2:16.53	3/5/11	0.8	0.19	0.99
<b>Team Total</b>								<b>1.24</b>

92



**UMass Dartmouth**

Little East Conference

▼ 7

Event	Scrd As	Athlete	Yr	Scored Mark	Date	Pl. Pts.	Bonus	TOTAL
Scored bests come from CURRENT season								
60m	25	Jillian VANNES	JR	7.87	2/4/12	0.25	0.03	0.28
Scored bests come from PRE-SEASON DATA								
SP	18	Jessica MASSE	SO	12.95m	12/11/10	0.7	0.06	0.76
<b>Team Total</b>								<b>1.04</b>

93



**George Fox**

Northwest Conference

Event	Scrd As	Athlete	Yr	Scored Mark	Date	Pl. Pts.	Bonus	TOTAL
Scored bests come from CURRENT season								
LJ	17	Emily DAVISON	JR	5.52m	2/4/12	0.8	0.09	0.89
<b>Team Total</b>								<b>0.89</b>

94



**Utica**

Empire 8 Athletic Conference

▼ 3

Event	Scrd As	Athlete	Yr	Scored Mark	Date	Pl. Pts.	Bonus	TOTAL
Scored bests come from CURRENT season								
LJ	24	Lauren DELUDE	FR	5.45m	1/28/12	0.3	0.00	0.30
Scored bests come from PRE-SEASON DATA								
H60m	21	Jess CIRAULO	SO	9.03	2/25/11	0.45	0.00	0.45
<b>Team Total</b>								<b>0.75</b>

"Scrd As", short for "Scored As", Standing used for place points portion of performance's score combining preseason data (when applied) to current season data

Numbers in BLACK are both the performance's actual NCAA rank AND "scored as" rank Numbers in RED indicate actual NCAA rank does not exist or is worse than "scored as" rank Numbers in BLUE indicate actual NCAA rank is better than "scored as" rank

USTFCCCA Non-Member

Non-Member Schools Will NOT be ranked, beginning Week 2





# USTFCCCA NCAA Division III National Team Rankings

## 2012 Indoor Track & Field, Week #3

as of 2/7/2012 12:08:37 PM

**D** denotes multiple-event rule in affect  
Only those who score >0.01 pts are shown

### WOMEN

95



**Kenyon**

North Coast Athletic Conference

▲ 6

Event	Scrd As	Athlete	Yr	Scored Mark	Date	Pl. Pts.	Bonus	TOTAL
Scored bests come from CURRENT season								
800m	24	Kirkley DOYLE	JR	2:17.20	2/4/12	0.3	0.06	0.36
Scored bests come from PRE-SEASON DATA								
H60m	23	Sierra DELEON	SO	9.06	3/4/11	0.35	0.00	0.35
Team Total								0.71

96



**Alfred**

Empire 8 Athletic Conference

▼ 3

Event	Scrd As	Athlete	Yr	Scored Mark	Date	Pl. Pts.	Bonus	TOTAL
Scored bests come from CURRENT season								
PV	18	Rebecca GRAUDONS	SO	3.50m 11-5%	1/21/12	0.7	0.00	0.70
Team Total								0.70

96



**Muskingum**

Ohio Athletic Conference

▲ 28

Event	Scrd As	Athlete	Yr	Scored Mark	Date	Pl. Pts.	Bonus	TOTAL
Scored bests come from CURRENT season								
PV	18	Jana WYATT	SR	3.50m 11-5%	2/4/12	0.7	0.00	0.70
Team Total								0.70

98



**Chicago**

University Athletic Association

▼ 4

Event	Scrd As	Athlete	Yr	Scored Mark	Date	Pl. Pts.	Bonus	TOTAL
Scored bests come from CURRENT season								
800m	21	Kayla MCDONALD	JR	2:17.02	1/28/12	0.45	0.10	0.55
Scored bests come from PRE-SEASON DATA								
4x400	19			3:58.97	3/4/11	0.1	0.00	0.10
Team Total								0.65

99



**Stevenson**

Capital Athletic Conference

▼ 4

Event	Scrd As	Athlete	Yr	Scored Mark	Date	Pl. Pts.	Bonus	TOTAL
Scored bests come from CURRENT season								
60m	21	Julie EGONU	SO	7.86c 7.30(55)	12/10/11	0.45	0.07	0.52
Team Total								0.52

100



**Lynchburg**

Old Dominion Athletic Conference

▼ 3

Event	Scrd As	Athlete	Yr	Scored Mark	Date	Pl. Pts.	Bonus	TOTAL
Scored bests come from PRE-SEASON DATA								
400m	22	Christina WASHINGTON	SR	57.96	3/5/11	0.4	0.11	0.51
Team Total								0.51

101



**Lebanon Valley**

Middle Atlantic Conferences

▼ 9

Event	Scrd As	Athlete	Yr	Scored Mark	Date	Pl. Pts.	Bonus	TOTAL
Scored bests come from PRE-SEASON DATA								
PENT	21	Allisha FARRELL	JR	3,012	2/26/11	0.45	0.00	0.45
Team Total								0.45

101



**Susquehanna**

Landmark Conference

▼ 2

Event	Scrd As	Athlete	Yr	Scored Mark	Date	Pl. Pts.	Bonus	TOTAL
Scored bests come from CURRENT season								
TJ	21	Kristin STAM	JR	11.29m 37-½	1/27/12	0.45	0.00	0.45
Team Total								0.45

103



**Oberlin**

North Coast Athletic Conference

▼ 7

Event	Scrd As	Athlete	Yr	Scored Mark	Date	Pl. Pts.	Bonus	TOTAL
Scored bests come from PRE-SEASON DATA								
400m	28	Marissa CLARDY	JR	58.58	3/4/11	0.1	0.00	0.10
Mile	24	Molly MARTORELLA	SO	5:05.00	3/4/11	0.3	0.01	0.31
Team Total								0.41

"Scrd As", short for "Scored As", Standing used for place points portion of performance's score combining preseason data (when applied) to current season data

Numbers in BLACK are both the performance's actual NCAA rank AND "scored as" rank Numbers in RED indicate actual NCAA rank does not exist or is worse than "scored as" rank Numbers in BLUE indicate actual NCAA rank is better than "scored as" rank

USTFCCCA Non-Member

Non-Member Schools Will NOT be ranked, beginning Week 2



# USTFCCCA NCAA Division III National Team Rankings

## 2012 Indoor Track & Field, Week #3

as of 2/7/2012 12:08:38 PM

**D** denotes multiple-event rule in affect  
Only those who score >0.01 pts are shown

### WOMEN

# 104



## Luther

Iowa Intercollegiate Athletic Conference

▼ 2

Event	Scrd As	Athlete	Yr	Scored Mark	Date	Pl. Pts.	Bonus	TOTAL
Scored bests come from PRE-SEASON DATA								
DMR	16			12:05.03	3/4/11	0.4	0.00	0.40
Team Total								0.40

# 105



## Concordia Moorhead

Minnesota Intercollegiate Athletic Conference

▼ 2

Event	Scrd As	Athlete	Yr	Scored Mark	Date	Pl. Pts.	Bonus	TOTAL
Scored bests come from PRE-SEASON DATA								
► TJ	24	Tatijana MULLERDAHLBERG	SR	11.24m	36-10%	3/4/11	0.3	0.00
Team Total								0.30

# 105



## Stevens

Empire 8 Athletic Conference

▼ 6

Event	Scrd As	Athlete	Yr	Scored Mark		Date	Pl. Pts.	Bonus	TOTAL
Scored bests come from CURRENT season									
▶ WT	24	Alina DURAN	JR	15.94m	52-3%	12/10/11	0.3	0.00	0.30
Team Total									0.30

# 107



## Augsburg

Minnesota Intercollegiate Athletic Conference

▼ 9

Event	Scrd As	Athlete	Yr	Scored Mark	Date	Pl. Pts.	Bonus	TOTAL
Scored bests come from CURRENT season								
60m	25	Ashley CARNEY	JR	7.87	1/28/12	0.25	0.03	0.28
Team Total								0.28

# 108



## Colby

New England Small College Athletic Conference

▲ 9

Event	Scrd As	Athlete	Yr	Scored Mark	Date	Pl. Pts.	Bonus	TOTAL	
Scored bests come from CURRENT season									
▶ H60m	25	Brittany REARDON	SO	9.11	2/3/12	0.25	0.00	0.25	
▶ PV	30	Brittany REARDON	SO	3.38m	11-1	1/28/12	0.02	0.00	0.02
Team Total								0.27	

# 109



## Elizabethtown

Middle Atlantic Conferences

▼ 1

Event	Scrd As	Athlete	Yr	Scored Mark	Date	Pl. Pts.	Bonus	TOTAL
Scored bests come from CURRENT season								
5000m	25	Traci TEMPONE	SO	17:42.48	2/3/12	0.25	0.00	0.25
Team Total								0.25

# 109



## Fitchburg State

Massachusetts State Collegiate Athletic Conference

▼ 6

Event	Scrd As	Athlete	Yr	Scored Mark	Date	Pl. Pts.	Bonus	TOTAL	
Scored bests come from PRE-SEASON DATA									
► HJ	25	Emily LANE	JR	1.65m	5-5	1/15/11	0.25	0.00	0.25
Team Total								0.25	

# 109



## St. Lawrence

Liberty League

▲ 15

Event	Scrd As	Athlete	Yr	Scored Mark	Date	Pl. Pts.	Bonus	TOTAL	
Scored bests come from CURRENT season									
► HJ	25	Eliza BELL	FR	1.65m	5-5	2/4/12	0.25	0.00	0.25
Team Total								0.25	

# 109



## Wooster

North Coast Athletic Conference

▲ 10

Event	Scrd As	Athlete	Yr	Scored Mark		Date	Pl. Pts.	Bonus	TOTAL
Scored bests come from CURRENT season									
▶ HJ	25	Abena BOAMAH-ACHEAMPONG	JR	1.65m	5-5	2/4/12	0.25	0.00	0.25
Team Total									0.25

# 113



## Alma

Michigan Intercollegiate Athletic Association

▼ 10

Event	Scrd As	Athlete	Yr	Scored Mark		Date	Pl. Pts.	Bonus	TOTAL
Scored bests come from CURRENT season									
► PV	26	Abby WITHAM	JR	3.40m	11-1%	1/27/12	0.2	0.00	0.20
Team Total									0.20

"Scrd As", short for "Scored As", Standing used for place points portion of performance's score combining preseason data (when applied) to current season data

Numbers in BLACK are both the performance's actual NCAA rank AND "scored as" rank Numbers in RED indicate actual NCAA rank does not exist or is worse than "scored as" rank Numbers in BLUE indicate actual NCAA rank is better than "scored as" rank

USTFCCCA Non-Member

Non-Member Schools Will NOT be ranked, beginning Week 2



# USTFCCCA NCAA Division III National Team Rankings

## 2012 Indoor Track & Field, Week #3

as of 2/7/2012 12:08:38 PM

**D** denotes multiple-event rule in affect  
Only those who score >0.01 pts are shown

### WOMEN

# 113

## Cornell College

Iowa Intercollegiate Athletic Conference

# ▼ 10

Event	Scrd As	Athlete	Yr	Scored Mark	Date	Pl. Pts.	Bonus	TOTAL
Scored bests come from PRE-SEASON DATA								
▶ PENT	26	Christal HARRIS	JR	2,963	3/4/11	0.2	0.00	0.20
<b>Team Total</b>								<b>0.20</b>

# 118

## Otterbein

Ohio Athletic Conference

# ▼ 7

Event	Scrd As	Athlete	Yr	Scored Mark	Date	Pl. Pts.	Bonus	TOTAL
Scored bests come from CURRENT season								
▶ LJ	29	Kristen BENNETT	JR	5.41m	12/10/11	0.05	0.00	0.05
<b>Team Total</b>								<b>0.05</b>

# 115

## Haverford

Centennial Conference

# ▼ 6

Event	Scrd As	Athlete	Yr	Scored Mark	Date	Pl. Pts.	Bonus	TOTAL
Scored bests come from PRE-SEASON DATA								
▶ 5000m	27	Emily LIPMAN	SR	17:44.28	2/26/11	0.15	0.00	0.15
<b>Team Total</b>								<b>0.15</b>

# 118

## Saint Mary's (Minn.)

Minnesota Intercollegiate Athletic Conference

# ▲ 6

Event	Scrd As	Athlete	Yr	Scored Mark	Date	Pl. Pts.	Bonus	TOTAL
Scored bests come from CURRENT season								
▶ SP	29	Coco BOOKER	JR	12.60m	41-4% 2/3/12	0.05	0.00	0.05
<b>Team Total</b>								<b>0.05</b>

# 116

## Mary Washington

Capital Athletic Conference

# ▼ 5

Event	Scrd As	Athlete	Yr	Scored Mark	Date	Pl. Pts.	Bonus	TOTAL
Scored bests come from PRE-SEASON DATA								
▶ TJ	28	Nicole DITTO	SR	11.18m	36-8% 2/27/11	0.1	0.00	0.10
<b>Team Total</b>								<b>0.10</b>

# 118

## St. Olaf

Minnesota Intercollegiate Athletic Conference

# ▼ 7

Event	Scrd As	Athlete	Yr	Scored Mark	Date	Pl. Pts.	Bonus	TOTAL
Scored bests come from PRE-SEASON DATA								
▶ 5000m	29	Maren WESTBY	SR	17:47.20	2/19/11	0.05	0.00	0.05
<b>Team Total</b>								<b>0.05</b>

# 117

## Bridgewater State

Massachusetts State Collegiate Athletic Conference

# ▼ 7

Event	Scrd As	Athlete	Yr	Scored Mark	Date	Pl. Pts.	Bonus	TOTAL
Scored bests come from PRE-SEASON DATA								
▶ 400m	29	Molly ROUILLARD	SR	58.60	3/4/11	0.05	0.00	0.05
▶ PENT	30	Carrie ROBITAILLE	SR	2,939	2/25/11	0.02	0.00	0.02
<b>Team Total</b>								<b>0.07</b>

# 122

## Case Western Reserve

University Athletic Association

# ▼ 11

Event	Scrd As	Athlete	Yr	Scored Mark	Date	Pl. Pts.	Bonus	TOTAL
Scored bests come from PRE-SEASON DATA								
▶ SP	30	Amanda KLINE	SR	12.59m	41-3% 2/26/11	0.02	0.00	0.02
<b>Team Total</b>								<b>0.02</b>

# 118

## Minnesota Morris

Upper Midwest Athletic Conference

# ▼ 7

Event	Scrd As	Athlete	Yr	Scored Mark	Date	Pl. Pts.	Bonus	TOTAL
Scored bests come from PRE-SEASON DATA								
▶ Mile	29	Linda KELLER	JR	5:06.34	3/5/11	0.05	0.00	0.05
<b>Team Total</b>								<b>0.05</b>

# 122

## Gustavus Adolphus

Minnesota Intercollegiate Athletic Conference

# ▼ 5

Event	Scrd As	Athlete	Yr	Scored Mark	Date	Pl. Pts.	Bonus	TOTAL
Scored bests come from PRE-SEASON DATA								
▶ 5000m	30	Beth HAUER	JR	17:50.14	2/19/11	0.02	0.00	0.02
<b>Team Total</b>								<b>0.02</b>

"Scrd As", short for "Scored As", Standing used for place points portion of performance's score combining preseason data (when applied) to current season data

Numbers in BLACK are both the performance's actual NCAA rank AND "scored as" rank Numbers in RED indicate actual NCAA rank does not exist or is worse than "scored as" rank Numbers in BLUE indicate actual NCAA rank is better than "scored as" rank

**USTFCCCA Non-Member**

Non-Member Schools Will NOT be ranked, beginning Week 2