



# USTFCCCA NCAA Division III National Team Rankings

## 2012 Indoor Track & Field, Week #4

as of 2/13/2012 5:29:36 PM

**D**

denotes multiple-event rule in affect

Only those who score >0.01 pts are shown

**MEN**

**1**



**North Central (Ill.)**

College Conference of Illinois & Wisconsin

**unch**

Event	Scrd As	Athlete	Yr	Scored Mark	Date	Pl. Pts.	Bonus	TOTAL
Scored bests come from CURRENT season								
400m	2	Dan BENTON	SR	48.95	2/3/12	18	1.53	19.53
400m	7	Bai KABBA	JR	49.33	2/11/12	8	0.87	8.87
400m	8	Dionte HACKLER	SO	49.36	2/11/12	7	0.81	7.81
400m	25	Mustapha OLAOYE	FR	49.74	2/3/12	0.25	0.27	0.52
5000m	12	Dan KERLEY	JR	14:41.71	2/3/12	3	0.44	3.44
5000m	22	Matthew PEREZ	SO	14:48.58	2/3/12	0.4	0.12	0.52
H60m	25	Nicholas GALANES	SR	8.43	1/20/12	0.25	0.11	0.36
4x400	1	Kabba, Olayoe, Hackler, Benton		3:16.62	1/28/12	20	3.60	23.60
DMR	14	Gilbert, Hackler, Foley, Hird		10:13.41	1/28/12	0.6	0.00	0.60
HJ	7	Zach HEERSPINK	SO	2.06m 6-9	1/28/12	8	1.30	9.30
PV	1	Josh WINDER	JR	5.30m 17-4½	1/28/12	20	4.79	24.79
PV	2	John WOOD	SR	5.23m 17-1½	2/11/12	18	4.03	22.03
PV	7	Thomas STACEY	SO	4.90m 16-¾	1/28/12	8	0.98	8.98
LJ	23	Zach HEERSPINK	SO	6.90m 22-7½	1/13/12	0.35	0.00	0.35
SP	19	Robert KAPUSTKA	JR	15.89m 52-1½	1/28/12	0.6	0.00	0.60
WT	19	Robert KAPUSTKA	JR	17.68m 58-¾	1/28/12	0.6	0.00	0.60
HEPT	6	Joseph HLETKO	JR	4,722	2/3/12	10	1.36	11.36
<b>Team Total</b>								<b>143.26</b>

**2**



**UW-Oshkosh**

Wisconsin Intercollegiate Athletic Conference

**1**

Event	Scrd As	Athlete	Yr	Scored Mark	Date	Pl. Pts.	Bonus	TOTAL
Scored bests come from CURRENT season								
400m	13	Reid ZANOYA	FR	49.48	1/27/12	2	0.61	2.61
400m	18	John CEJKA	JR	49.61c OT 49.01	2/9/12	0.7	0.41	1.11
H60m	13	Alan GERMAN	SR	8.34	2/3/12	2	0.41	2.41
4x400	2	Cejka, Beaudou, Wilch, Zanoaya		3:18.70c OT 3:16.30	2/9/12	17	2.17	19.17
HJ	10	Lukey KLITZ	JR	2.01m 6-7	2/3/12	5	0.39	5.39
PV	27	Tom O'CONNOR	SR	4.60m 15-1	2/10/12	0.15	0.00	0.15
LJ	16	Ryan SPRENGER	SO	6.99m 22-11½	2/10/12	0.9	0.13	1.03
LJ	18	Alan GERMAN	SR	6.98m 22-11	2/3/12	0.7	0.10	0.80
TJ	11	Lukey KLITZ	JR	14.39m 47-2½	2/10/12	4	0.38	4.38
SP	2	Nick BAATZ	JR	17.93m 58-10	1/27/12	18	3.99	21.99
SP	7	Pete DELZER	JR	16.53m 54-2½	2/3/12	8	0.83	8.83
SP	9	Lewis PRIOR	JR	16.45m 53-11½	1/20/12	6	0.67	6.67
WT	1	Ben LUDTKE	SR	20.24m 66-5	1/27/12	20	4.28	24.28
WT	3	Pete DELZER	JR	19.75m 64-9¾	1/27/12	16	3.09	19.09
WT	8	Lewis PRIOR	JR	18.45m 60-6½	1/27/12	7	0.76	7.76
WT	13	Nick BAATZ	JR	18.02m 59-1½	1/27/12	2	0.25	2.25
<b>Team Total</b>								<b>127.90</b>

"Scrd As", short for "Scored As", Standing used for place points portion of performance's score combining preseason data (when applied) to current season data

Numbers in BLACK are both the performance's actual NCAA rank AND "scored as" rank Numbers in RED indicate actual NCAA rank does not exist or is worse than "scored as" rank Numbers in BLUE indicate actual NCAA rank is better than "scored as" rank

**USTFCCCA Non-Member**

Non-Member Schools Will NOT be ranked, beginning Week 2



# USTFCCCA NCAA Division III National Team Rankings

## 2012 Indoor Track & Field, Week #4

as of 2/13/2012 5:29:37 PM

**D** denotes multiple-event rule in affect  
Only those who score >0.01 pts are shown

### MEN

3



**UW-La Crosse**

Wisconsin Intercollegiate Athletic Conference

▼ 1

Event	Scrd As	Athlete	Yr	Scored Mark	Date	Pl. Pts.	Bonus	TOTAL
Scored bests come from CURRENT season								
▶ 60m	17	Alex KOENEN	FR	6.97	2/3/12	0.8	0.39	1.19
▶ 400m	1	Aric HOESHCEN	JR	48.01c OT 47.41	2/9/12	20	3.22	23.22
▶ 800m	16	Sean ROYER	SO	1:54.53c OT 1:53.63	2/9/12	0.9	0.42	1.32
▶ 800m	29	Eric SMITS	JR	1:55.82	2/10/12	0.05	0.00	0.05
▶ 5000m	13	Josh KAUL	SR	14:41.95	2/3/12	2	0.42	2.42
▶ 5000m	33	Zach WILHELMY	JR	14:51.96	2/3/12	0.02	0.00	0.02
▶ H60m	17	Joe DEROSIER	SO	8.39	2/3/12	0.8	0.24	1.04
▶ H60m	23	Luke ACKERSON	SR	8.42	2/3/12	0.35	0.15	0.50
▶ 4x400	3	Young, Eberle, Tehan, Hoeshcen		3:18.84	1/27/12	14	2.07	16.07
▶ PV	16	Jeremiah BURISH	SR	4.73m 15-6½	2/10/12	0.9	0.10	1.00
▶ PV	21	Jeffery HILL	FR	4.66m 15-3½	2/3/12	0.45	0.00	0.45
▶ PV	22	David PERGANDE	JR	4.65m 15-3	1/21/12	0.4	0.00	0.40
▶ LJ	7	Isaac VAZQUEZ	JR	7.13m 23-4½	1/28/12	8	0.85	8.85
▶ LJ	10	Troy BROOKS	JR	7.09m 23-3¾	2/10/12	5	0.59	5.59
▶ LJ	29	Clark LUNDQUIST	SR	6.87m 22-6½	2/3/12	0.05	0.00	0.05
▶ TJ	3	Isaac VAZQUEZ	JR	15.08m 49-5½	1/21/12	16	2.55	18.55
▶ SP	1	Andy NOVAK	SR	18.00m 59-¾	1/21/12	20	4.19	24.19
▶ SP	21	John COOPER	SO	15.79m 51-9½	1/28/12	0.45	0.00	0.45
▶ SP	22	Alex ZART	SO	15.76m 51-8½	2/3/12	0.4	0.00	0.40
▶ WT	22	John COOPER	SO	17.57m 57-7½	1/21/12	0.4	0.00	0.40
▶ HEPT	8	Andy GROSSMAN	JR	4,604	2/10/12	7	0.79	7.79
Team Total								113.95

4



**UW-Whitewater**

Wisconsin Intercollegiate Athletic Conference

▲ 1

Event	Scrd As	Athlete	Yr	Scored Mark	Date	Pl. Pts.	Bonus	TOTAL
Scored bests come from CURRENT season								
▶ 60m	5	Nick BEE	SO	6.92	2/3/12	12	0.92	12.92
▶ 60m	11	Dylan CRAFTON	SO	6.94	2/3/12	4	0.65	4.65
▶ 60m	11	Moriarty BROWN-GRIFFIN	SO	6.94	1/14/12	4	0.65	4.65
▶ 400m	16	Matt SANTAS	SO	49.60	1/14/12	0.9	0.43	1.33
▶ H60m	11	Mike JUDD	FR	8.31	2/10/12	4	0.52	4.52
▶ H60m	21	Marcus SMITH	JR	8.41	1/14/12	0.45	0.18	0.63
▶ HJ	7	Luke BUCHHOLZ	SR	2.06m 6-9	2/3/12	8	1.30	9.30
▶ PV	26	Cody SPEAKER	SO	4.61m 15-1½	1/21/12	0.2	0.00	0.20
▶ LJ	2	Dave KUCZYNSKI	JR	7.34m 24-1	1/14/12	18	2.56	20.56
▶ LJ	4	Cory ZAESKE	SO	7.18m 23-6¾	2/3/12	14	1.17	15.17
▶ LJ	30	Luke WENHAM	FR	6.85m 22-5½	2/3/12	0.02	0.00	0.02
▶ TJ	6	Marcus SMITH	JR	14.67m 48-1½	1/14/12	10	1.07	11.07
▶ SP	18	Ben WATSON	SO	15.90m 52-2	2/3/12	0.7	0.00	0.70
▶ WT	18	Jordan MILLER	SR	17.82m 58-5½	1/28/12	0.7	0.08	0.78
Team Total								86.50

5



**McMurry**

American Southwest Conference

▼ 1

Event	Scrd As	Athlete	Yr	Scored Mark	Date	Pl. Pts.	Bonus	TOTAL
Scored bests come from CURRENT season								
▶ 60m	1	Kenneth TURNER	JR	6.81	2/11/12	20	2.39	22.39
▶ 60m	17	Trevon ODOM	JR	6.97cA 6.47(55)	1/13/12	0.8	0.39	1.19
▶ 60m	28	Gavan BASS	SR	7.00cA 6.49(55)	2/4/12	0.1	0.13	0.23
▶ 400m	4	Kevin CUNNINGHAM	SR	49.19	1/27/12	14	1.11	15.11
▶ H60m	3	Junior SAINT PREUX	FR	8.15cA 7.55(55)	2/4/12	16	1.89	17.89
▶ 4x400	14	Odum, Poindexter, Thompson, Cunningham		3:21.29	2/11/12	0.6	0.53	1.13
▶ LJ	16	Gavan BASS	SR	6.99m 22-11½	1/13/12	0.9	0.13	1.03
▶ LJ	23	Marcus THOMPSON	SR	6.90m 22-7½	2/4/12	0.35	0.00	0.35
▶ TJ	19	Dillion WILKINS	FR	14.08m 46-2½	1/13/12	0.6	0.00	0.60
▶ SP	4	Paul DAVIS	SO	17.52m 57-5½	2/4/12	14	2.80	16.80
Team Total								76.72

"Scrd As", short for "Scored As", Standing used for place points portion of performance's score combining preseason data (when applied) to current season data

Numbers in BLACK are both the performance's actual NCAA rank AND "scored as" rank Numbers in RED indicate actual NCAA rank does not exist or is worse than "scored as" rank Numbers in BLUE indicate actual NCAA rank is better than "scored as" rank

USTFCCCA Non-Member

Non-Member Schools Will NOT be ranked, beginning Week 2



# USTFCCCA NCAA Division III National Team Rankings

## 2012 Indoor Track & Field, Week #4

as of 2/13/2012 5:29:38 PM

**D** denotes multiple-event rule in affect  
Only those who score >0.01 pts are shown

### MEN

6



### UW-Eau Claire

Wisconsin Intercollegiate Athletic Conference

▲ 1

Event	Scrd As	Athlete	Yr	Scored Mark	Date	Pl. Pts.	Bonus	TOTAL
Scored bests come from CURRENT season								
▶ 60m	8	Thurgood DENNIS	FR	6.93	1/28/12	7	0.78	7.78
▶ 400m	26	Cody PRINCE	FR	49.75	1/21/12	0.2	0.25	0.45
▶ Mile	15	Aaron EASKER	JR	4:13.94	2/3/12	1	0.35	1.35
▶ 5000m	23	Thomas BREITBACH	SR	14:49.03	2/10/12	0.35	0.11	0.46
▶ 4x400	6	Richardson, Dennis, Mackin, Prince		3:19.92	2/3/12	6	1.35	7.35
▶ SP	11	Joe LILEK	SR	16.17m 53-¾	1/28/12	4	0.25	4.25
▶ SP	29	Tyler GENOVESE	SR	15.56m 51-¾	1/28/12	0.05	0.00	0.05
▶ WT	2	Tony SIGRIST	SR	19.78m 64-10¾	2/10/12	18	3.16	21.16
▶ WT	6	Tyler GENOVESE	SR	18.63m 61-1½	2/10/12	10	1.06	11.06
▶ HEPT	4	Bart MESTELLE	SR	4,758	2/3/12	14	1.53	15.53
▶ HEPT	16	Patrick SWANSON	JR	4,346	2/3/12	0.9	0.04	0.94
Team Total								70.38

7



### UW-Platteville

Wisconsin Intercollegiate Athletic Conference

▲ 2

Event	Scrd As	Athlete	Yr	Scored Mark	Date	Pl. Pts.	Bonus	TOTAL
Scored bests come from CURRENT season								
▶ 60m	8	Aaron HRUBES	JR	6.93	2/3/12	7	0.78	7.78
▶ 60m	17	Lynn OYAWIRI	SR	6.97	2/3/12	0.8	0.39	1.19
▶ 400m	6	Ben FARRELL	JR	49.32	2/11/12	10	0.88	10.88
▶ Mile	4	Patrick KLEIN	SR	4:09.91	1/20/12	14	1.38	15.38
▶ 5000m	9	Patrick KLEIN	SR	14:36.38	2/3/12	6	0.78	6.78
▶ H60m	8	TJ VALLEY	SO	8.23c 7.64(55)	1/28/12	7	1.07	8.07
▶ 4x400	9	Farrell, Ziegler, Kessenich, Hrubes		3:20.62	2/3/12	2	0.88	2.88
▶ HJ	5	Ace MCCARTY	SO	2.08m 6-9¾	2/3/12	12	1.95	13.95
▶ PV	20	Chas SPANGENBERG	JR	4.68m 15-4¾	2/11/12	0.5	0.00	0.50
▶ SP	28	Jake WIEDERHOLT	JR	15.57m 51-1	2/11/12	0.1	0.00	0.10
Team Total								67.52

8



### St. Thomas (Minn.)

Minnesota Intercollegiate Athletic Conference

▲ 8

Event	Scrd As	Athlete	Yr	Scored Mark	Date	Pl. Pts.	Bonus	TOTAL
Scored bests come from CURRENT season								
▶ 60m	14	Cody JERABEK	JR	6.95	1/28/12	1.5	0.57	2.07
▶ 800m	1	Mike HUTTON	JR	1:50.21c OT 1:49.31	2/9/12	20	3.58	23.58
▶ 5000m	3	Ben SATHRE	JR	14:16.49c OT 14:10.99	2/9/12	16	2.39	18.39
▶ 4x400	18	Jerabek, Mueller, Yorkovich, Hutton		3:22.48	2/3/12	0.2	0.07	0.27
▶ HJ	6	Eyo EKPO	SO	2.07m 6-9¾	1/20/12	10	1.57	11.57
▶ TJ	8	Eyo EKPO	SO	14.65m 48-¾	2/10/12	7	1.01	8.01
▶ WT	27	Bryan THELL	SO	17.23m 56-6¾	2/10/12	0.15	0.00	0.15
▶ HEPT	22	Gavin YSETH	JR	4,285	2/3/12	0.4	0.00	0.40
▶ HEPT	24	Maxwell DUNNE	SO	4,281	2/3/12	0.3	0.00	0.30
Team Total								64.73

9



### SUNY Geneseo

State University of New York Athletic Conference

▼ 1

Event	Scrd As	Athlete	Yr	Scored Mark	Date	Pl. Pts.	Bonus	TOTAL
Scored bests come from CURRENT season								
▶ 800m	6	Chris CARTER	JR	1:53.67cb 1:53.07	2/10/12	10	0.88	10.88
▶ Mile	10	Eddie NOVARA	SR	4:12.41	1/14/12	5	0.69	5.69
▶ Mile	17	Alex BRIMSTEIN	JR	4:15.13c OT 4:12.93	1/27/12	0.8	0.19	0.99
▶ Mile	22	Tom CLARK	JR	4:16.04cb 4:15.04	2/10/12	0.4	0.06	0.46
▶ Mile	27	Lee BERUBE	SR	4:16.39	2/4/12	0.15	0.02	0.17
▶ 5000m	7	Eddie NOVARA	SR	14:30.81cb 14:27.21	2/10/12	8	1.15	9.15
▶ 5000m	8	Lee BERUBE	SR	14:35.76cb 14:32.16	2/10/12	7	0.82	7.82
▶ DMR	10	Brimstein, Carter, Cleary-Krell, Novara		10:06.60c OT 10:02.40	1/27/12	1	0.74	1.74
▶ LJ	1	Wenley LOUIS	SR	7.77m 25-6	2/11/12	20	6.70	26.70
▶ LJ	19	Nwana OKAFOR	JR	6.96m 22-10	1/14/12	0.6	0.03	0.63
Team Total								64.22

"Scrd As", short for "Scored As", Standing used for place points portion of performance's score combining preseason data (when applied) to current season data

Numbers in BLACK are both the performance's actual NCAA rank AND "scored as" rank Numbers in RED indicate actual NCAA rank does not exist or is worse than "scored as" rank Numbers in BLUE indicate actual NCAA rank is better than "scored as" rank

USTFCCCA Non-Member

Non-Member Schools Will NOT be ranked, beginning Week 2



# USTFCCCA NCAA Division III National Team Rankings

## 2012 Indoor Track & Field, Week #4

as of 2/13/2012 5:29:38 PM

**D** denotes multiple-event rule in affect  
Only those who score >0.01 pts are shown

### MEN

# 10



## Wabash

North Coast Athletic Conference

# unch

Event	Scrd As	Athlete	Yr	Scored Mark	Date	Pl. Pts.	Bonus	TOTAL
Scored bests come from CURRENT season								
▶ 400m	14	John HALEY	JR	49.58cb	49.08	2/10/12	1.5 0.45	1.95
▶ 400m	20	Jake WATERMAN	JR	49.62	2/3/12	0.5 0.40		0.90
▶ 800m	4	Jake WATERMAN	JR	1:52.32cb	1:51.72	2/10/12	14 1.83	15.83
▶ Mile	2	Kevin MCCARTHY	SR	4:06.58cb	4:05.58	12/9/11	18 2.74	20.74
▶ 5000m	28	Kevin MCCARTHY	SR	14:50.79	1/28/12	0.1 0.05		0.15
▶ H60m	15	Nathan MUELLER	FR	8.38	1/21/12	1 0.28		1.28
▶ H60m	32	Ronnie POSTHAUER	FR	8.46c	7.86(55)	12/9/11	0.02	0.02
▶ DMR	2	Waterman, Haley, Hruskovich, McCarthy		9:53.49cb	9:50.49	2/10/12	17 3.50	20.50
▶ PV	27	Trevor YOUNG	SO	4.60m	15-1	1/28/12	0.15 0.00	0.15
Team Total								61.52

# 11



## UW-Stout

Wisconsin Intercollegiate Athletic Conference

# 2

Event	Scrd As	Athlete	Yr	Scored Mark	Date	Pl. Pts.	Bonus	TOTAL
Scored bests come from CURRENT season								
▶ 5000m	4	Tim NELSON	SR	14:20.72	2/3/12	14 1.97		15.97
▶ PV	3	Daniel DREWEK	SR	5.10m	16-8%	2/10/12	16 2.63	18.63
▶ PV	9	John NEGUS	SR	4.82m	15-9%	2/10/12	6 0.44	6.44
▶ WT	5	Michael LIHRMAN	SO	19.03m	62-5%	2/3/12	12 1.73	13.73
▶ HEPT	11	Brandon ZARNOTH	FR	4,515	2/10/12	4 0.46		4.46
Team Total								59.22

# 12



## MIT

New England Women's & Men's Athletic Conference

# 2

Event	Scrd As	Athlete	Yr	Scored Mark	Date	Pl. Pts.	Bonus	TOTAL
Scored bests come from CURRENT season								
▶ 60m	24	Joshua DUNCAVAGE	JR	6.99	2/3/12	0.3 0.22		0.52
▶ 800m	5	Patrick MARX	JR	1:53.46cb	1:52.86	2/10/12	12 0.99	12.99
▶ 800m	24	Chadd KIGGINS	FR	1:55.17cb	1:54.57	2/10/12	0.3 0.12	0.42
▶ 800m	28	Samuel PARKER	FR	1:55.56cb	1:54.96	1/27/12	0.1 0.02	0.12
▶ Mile	7	Kyle HANNON	JR	4:10.79cb	4:09.79	2/10/12	8 1.14	9.14
▶ Mile	19	Justin BULLOCK	JR	4:15.64cb	4:14.64	2/3/12	0.6 0.12	0.72
▶ 4x400	10	Singer-Clark, Gager, Diamantoni, Marx		3:20.75cb	3:18.75	2/10/12	1 0.79	1.79
▶ DMR	5	Kiggins, Way, Marx, Bullock		9:58.71cb	9:55.71	2/10/12	8 2.32	10.32
▶ PV	11	Nathan PETERSON	SR	4.80m	15-9	2/3/12	4 0.36	4.36
▶ WT	4	Chinedum UMACHI	SR	19.38m	63-7	2/11/12	14 2.32	16.32
Team Total								56.69

# 13



## Haverford

Centennial Conference

# 2

Event	Scrd As	Athlete	Yr	Scored Mark	Date	Pl. Pts.	Bonus	TOTAL
Scored bests come from CURRENT season								
▶ 800m	11	Tim SCHOCH	SR	1:54.11	1/20/12	4 0.65		4.65
▶ 800m	12	Andrew GOLATO	SR	1:54.22cb	1:53.62	2/10/12	3 0.59	3.59
▶ 800m	18	Eric ARNOLD	SR	1:54.60	1/20/12	0.7 0.39		1.09
▶ Mile	5	Jordan SCHILIT	JR	4:10.57cb	4:09.57	2/10/12	12 1.20	13.20
▶ Mile	12	Tim SCHOCH	SR	4:12.60cb	4:11.60	1/27/12	3 0.64	3.64
▶ Mile	13	Eric ARNOLD	SR	4:13.18cb	4:12.18	2/10/12	2 0.48	2.48
▶ Mile	18	Andrew GOLATO	SR	4:15.33cb	4:14.33	1/27/12	0.7 0.16	0.86
▶ 5000m	2	Jordan SCHILIT	JR	14:16.37cb	14:12.77	1/27/12	18 2.41	20.41
▶ 5000m	19	Chris STADLER	SO	14:45.75cb	14:42.15	1/27/12	0.6 0.21	0.81
▶ 5000m	25	Brian SOKAS	SO	14:49.35cb	14:45.75	1/27/12	0.25 0.10	0.35
▶ 5000m	31	Peter KISSIN	JR	14:51.14cb	14:47.54	1/27/12	0.04	0.04
▶ 5000m	32	Faraz SOHAIL	SR	14:51.46cb	14:47.86	1/27/12	0.03	0.03
▶ 5000m	34	Andrew STURNER	SR	14:52.11cb	14:48.51	1/27/12	0.01	0.01
▶ DMR	9	Schoch, Keny, Olshansky, Schilit		10:05.83	2/3/12	2 0.86		2.86
Team Total								54.00

"Scrd As", short for "Scored As", Standing used for place points portion of performance's score combining preseason data (when applied) to current season data

Numbers in BLACK are both the performance's actual NCAA rank AND "scored as" rank Numbers in RED indicate actual NCAA rank does not exist or is worse than "scored as" rank Numbers in BLUE indicate actual NCAA rank is better than "scored as" rank

USTFCCCA Non-Member

Non-Member Schools Will NOT be ranked, beginning Week 2



# USTFCCCA NCAA Division III National Team Rankings

## 2012 Indoor Track & Field, Week #4

as of 2/13/2012 5:29:38 PM

**D** denotes multiple-event rule in affect  
Only those who score >0.01 pts are shown

### MEN

# 14



## Amherst

New England Small College Athletic Conference

▼ 8

Event	Scrd As	Athlete	Yr	Scored Mark	Date	Pl. Pts.	Bonus	TOTAL
Scored bests come from CURRENT season								
▶ 400m	28	Ben SCHEETZ	SR	49.85	1/21/12	0.1	0.14	0.24
▶ 800m	3	Ben SCHEETZ	SR	1:52.02cb	1:51.42	1/27/12	16	2.08 18.08
▶ 800m	9	Matt MELTON	SO	1:53.93cb	1:53.33	2/10/12	6	0.74 6.74
▶ Mile	1	Ben SCHEETZ	SR	4:04.95cb	4:03.95	2/10/12	20	3.44 23.44
▶ Mile	14	Patrick GRIMES	JR	4:13.57cb	4:12.57	2/10/12	1.5	0.40 1.90
▶ 5000m	17	Andrew ERSKINE	JR	14:44.67cb	14:41.07	2/10/12	0.8	0.25 1.05
▶ DMR	13	Grimes, Melton, Sklar, Scheetz		10:13.03cb	10:10.03	1/27/12	0.7	0.00 0.70

Team Total 52.15

# 15



## Nebraska Wesleyan

Great Plains Athletic Conference

unch

Event	Scrd As	Athlete	Yr	Scored Mark	Date	Pl. Pts.	Bonus	TOTAL
Scored bests come from CURRENT season								
▶ 400m	10	John KERSENBROCK	JR	49.39cb	48.89	1/20/12	5	0.76 5.76
▶ 4x400	19	Sawyer, Hower, Wall, Kersensbrock		3:22.58cb	3:20.58	1/13/12	0.1	0.04 0.14
▶ HJ	1	Tommie BARDSLEY	FR	2.10m	6-10%	1/27/12	20	2.71 22.71
▶ PV	14	Jay WALL	SR	4.75m	15-7	1/13/12	1.5	0.18 1.68
▶ LJ	4	John KERSENBROCK	JR	7.18m	23-6%	2/4/12	14	1.17 15.17
▶ TJ	22	Jack CHATELAIN	JR	14.05m	46-1%	1/14/12	0.4	0.00 0.40

Team Total 45.87

# 16



## Methodist

USA South Athletic Conference

▲ 2

Event	Scrd As	Athlete	Yr	Scored Mark	Date	Pl. Pts.	Bonus	TOTAL
Scored bests come from CURRENT season								
▶ LJ	4	Lincoln CARR	JR	7.18m	23-6%	1/13/12	14	1.17 15.17
▶ LJ	11	Pierson SINGLETON	JR	7.07m	23-2%	2/4/12	4	0.46 4.46
▶ TJ	1	Lincoln CARR	JR	15.51m	50-10%	1/27/12	20	4.51 24.51

Team Total 44.14

# 17



## Bates

New England Small College Athletic Conference

▲ 12

Event	Scrd As	Athlete	Yr	Scored Mark	Date	Pl. Pts.	Bonus	TOTAL
Scored bests come from CURRENT season								
▶ 800m	22	James LEPAGE	JR	1:55.00cb	1:54.40	1/27/12	0.4	0.18 0.58
▶ H60m	32	Anthony HAEUSER	JR	8.46		2/4/12	0.02	0.02
▶ DMR	3	Hannan, Levy, LePage, Graboys		9:58.10cb	9:55.10	2/10/12	14	2.45 16.45
▶ PV	27	Sam GOLDSTEIN	SR	4.60m	15-1	1/20/12	0.15	0.00 0.15
▶ SP	3	David PLESS	JR	17.70m	58-1	2/4/12	16	3.32 19.32
▶ SP	30	Sean ENOS	FR	15.48m	50-9½	1/20/12	0.02	0.00 0.02
▶ WT	10	David PLESS	JR	18.21m	59-9	1/27/12	5	0.41 5.41

Team Total 41.94

# 18



## UMass Dartmouth

Little East Conference

▲ 2

Event	Scrd As	Athlete	Yr	Scored Mark	Date	Pl. Pts.	Bonus	TOTAL
Scored bests come from CURRENT season								
▶ 60m	2	Phito GONDRE	FR	6.84		1/27/12	18	1.99 19.99
▶ HJ	19	Adam JONES	FR	1.99m	6-6%	1/21/12	0.6	0.13 0.73
▶ LJ	12	Chris PERRY	SO	7.06m	23-2	2/11/12	3	0.40 3.40
▶ TJ	4	Chris PERRY	SO	14.87m	48-9%	12/10/11	14	1.68 15.68
▶ TJ	20	Aaron AMADO	FR	14.06m	46-1%	2/11/12	0.5	0.00 0.50
▶ WT	16	Robert YARBOUGH	SR	17.87m	58-7%	2/11/12	0.9	0.12 1.02

Team Total 41.31

# 19



## Christopher Newport

USA South Athletic Conference

unch

Event	Scrd As	Athlete	Yr	Scored Mark	Date	Pl. Pts.	Bonus	TOTAL
Scored bests come from CURRENT season								
▶ HJ	2	Richard ROETHEL	JR	2.09m	6-10%	1/27/12	18	2.33 20.33
▶ HEPT	3	Richard ROETHEL	JR	5,014		1/20/12	16	2.88 18.88

Team Total 39.21

"Scrd As", short for "Scored As", Standing used for place points portion of performance's score combining preseason data (when applied) to current season data

Numbers in BLACK are both the performance's actual NCAA rank AND "scored as" rank Numbers in RED indicate actual NCAA rank does not exist or is worse than "scored as" rank Numbers in BLUE indicate actual NCAA rank is better than "scored as" rank

USTFCCCA Non-Member

Non-Member Schools Will NOT be ranked, beginning Week 2



# USTFCCCA NCAA Division III National Team Rankings

## 2012 Indoor Track & Field, Week #4

as of 2/13/2012 5:29:39 PM

**D** denotes multiple-event rule in affect  
Only those who score >0.01 pts are shown

### MEN

20



## Baldwin-Wallace

Ohio Athletic Conference

▲ 1

Event	Scrd As	Athlete	Yr	Scored Mark	Date	Pl. Pts.	Bonus	TOTAL
Scored bests come from CURRENT season								
HJ	12	Brandon EDDY	SO	2.00m 6-6½	2/11/12	3	0.26	3.26
PV	8	Brandon EDDY	SO	4.88m 16-0	1/20/12	7	0.84	7.84
SP	11	Zach MARINUCCI	JR	16.17m 53-¾	2/11/12	4	0.25	4.25
SP	13	Mitchell SUPAN	JR	16.16m 53-¾	2/3/12	2	0.24	2.24
WT	24	Mitchell SUPAN	JR	17.49m 57-4½	1/27/12	0.3	0.00	0.30
HEPT	2	Brandon EDDY	SO	5,065	2/3/12	18	3.24	21.24
Team Total								39.13

21



## Middlebury

New England Small College Athletic Conference

▲ 6

Event	Scrd As	Athlete	Yr	Scored Mark	Date	Pl. Pts.	Bonus	TOTAL
Scored bests come from CURRENT season								
Mile	24	Jack DAVIES	SO	4:16.24	2/4/12	0.3	0.04	0.34
5000m	1	Michael SCHMIDT	JR	14:13.90cb 14:10.30	1/27/12	20	2.66	22.66
5000m	15	Jack DAVIES	SO	14:43.53cb 14:39.93	1/27/12	1	0.32	1.32
DMR	4	Davies, Hetzler, Hebble, Schmidt		9:58.53cb 9:55.53	2/10/12	11	2.36	13.36
Team Total								37.67

22



## Springfield (Mass.)

New England Women's & Men's Athletic Conferen

▲ 1

Event	Scrd As	Athlete	Yr	Scored Mark	Date	Pl. Pts.	Bonus	TOTAL
Scored bests come from CURRENT season								
5000m	21	Brian FULLER	SR	14:47.69	12/3/11	0.45	0.15	0.60
5000m	27	Ryan O'CONNELL	JR	14:49.61cb 14:46.01	2/10/12	0.15	0.09	0.24
LJ	3	Kevin COYLE	SR	7.30m 23-11½	1/28/12	16	2.18	18.18
TJ	5	Kevin COYLE	SR	14.83m 48-8	2/10/12	12	1.56	13.56
Team Total								32.58

23



## Wartburg

Iowa Intercollegiate Athletic Conference

▼ 6

Event	Scrd As	Athlete	Yr	Scored Mark	Date	Pl. Pts.	Bonus	TOTAL
Scored bests come from CURRENT season								
H60m	12	Larry JOHNSON	JR	8.32	1/20/12	3	0.48	3.48
HJ	2	Jonas ELUSME	SO	2.09m 6-10½	2/9/12	18	2.33	20.33
LJ	8	Jonas ELUSME	SO	7.12m 23-4½	1/27/12	7	0.78	7.78
HEPT	18	Tate DEMEULENAERE	JR	4,345	2/3/12	0.7	0.03	0.73
Team Total								32.33

24



## UW-River Falls

Wisconsin Intercollegiate Athletic Conference

▲ 4

Event	Scrd As	Athlete	Yr	Scored Mark	Date	Pl. Pts.	Bonus	TOTAL
Scored bests come from CURRENT season								
Mile	26	Jared BRANDENBURG	SR	4:16.36	1/21/12	0.2	0.02	0.22
5000m	14	Jared BRANDENBURG	SR	14:42.21	2/3/12	1.5	0.40	1.90
HJ	9	Clai CATTO	SR	2.05m 6-8½	2/10/12	6	1.05	7.05
TJ	2	Mike SANDLE	FR	15.38m 50-5½	2/10/12	18	3.91	21.91
Team Total								31.08

25



## Illinois College

Midwest Conference

▲ 9

Event	Scrd As	Athlete	Yr	Scored Mark	Date	Pl. Pts.	Bonus	TOTAL
Scored bests come from CURRENT season								
H60m	14	Josiah NORVILLE	SR	8.35	2/4/12	1.5	0.38	1.88
HEPT	1	Caleb COX	SO	5,426	2/3/12	20	5.77	25.77
Team Total								27.65

26



## SUNY Oneonta

State University of New York Athletic Conference

▲ 71

Event	Scrd As	Athlete	Yr	Scored Mark	Date	Pl. Pts.	Bonus	TOTAL
Scored bests come from CURRENT season								
60m	5	Sean BERNSTEIN	JR	6.92	2/10/12	12	0.92	12.92
400m	27	Sean WREN	SR	49.76cb 49.26	2/10/12	0.15	0.24	0.39
4x400	4	Bernstein, Wren, Farrell, Dobson		3:19.36cb 3:17.36	2/10/12	11	1.72	12.72
Team Total								26.03

"Scrd As", short for "Scored As", Standing used for place points portion of performance's score combining preseason data (when applied) to current season data

Numbers in BLACK are both the performance's actual NCAA rank AND "scored as" rank Numbers in RED indicate actual NCAA rank does not exist or is worse than "scored as" rank Numbers in BLUE indicate actual NCAA rank is better than "scored as" rank

USTFCCCA Non-Member

Non-Member Schools Will NOT be ranked, beginning Week 2





# USTFCCCA NCAA Division III National Team Rankings

## 2012 Indoor Track & Field, Week #4

as of 2/13/2012 5:29:39 PM

**D** denotes multiple-event rule in affect  
Only those who score >0.01 pts are shown

### MEN

27



## Bowdoin

▲30

New England Small College Athletic Conference

Event	Scrd As	Athlete	Yr	Scored Mark	Date	Pl. Pts.	Bonus	TOTAL
Scored bests come from CURRENT season								
DMR	1	Horowitz, Gamache, Fong, Hillard		9:52.27cb	9:49.27	2/10/12	20	3.78 23.78
TJ	17	Chris MARTIN	SR	14.21m	46-7½	2/4/12	0.8	0.10 0.90
Team Total								24.68

28



## Otterbein

▲8

Ohio Athletic Conference

Event	Scrd As	Athlete	Yr	Scored Mark	Date	Pl. Pts.	Bonus	TOTAL
Scored bests come from CURRENT season								
H60m	1	Austin CURBOW	SR	8.01		2/11/12	20	3.36 23.36
HEPT	27	Aaric MILLIGAN	SO	4,260		2/3/12	0.15	0.00 0.15
Team Total								23.51

29



## Rose-Hulman

▼7

Heartland Collegiate Athletic Conference

Event	Scrd As	Athlete	Yr	Scored Mark	Date	Pl. Pts.	Bonus	TOTAL
Scored bests come from CURRENT season								
60m	28	Jeremiah EDWARDS	JR	7.00		2/11/12	0.1	0.13 0.23
400m	22	Sutton COLEMAN	SR	49.64		2/3/12	0.4	0.38 0.78
H60m	2	Sutton COLEMAN	SR	8.12		1/28/12	18	2.20 20.20
PV	14	Collin CROWSON	JR	4.75m	15-7	2/3/12	1.5	0.18 1.68
Team Total								22.89

30



## Gwynedd-Mercy

▲12

Colonial States Athletic Conference

Event	Scrd As	Athlete	Yr	Scored Mark	Date	Pl. Pts.	Bonus	TOTAL
Scored bests come from CURRENT season								
800m	19	Matt VANDENHENGEL	SR	1:54.73cb	1:54.13	1/27/12	0.6	0.32 0.92
HJ	2	Justin TURNER	JR	2.09m	6-10½	12/10/11	18	2.33 20.33
Team Total								21.25

31



## Moravian

▲38

Landmark Conference

Event	Scrd As	Athlete	Yr	Scored Mark	Date	Pl. Pts.	Bonus	TOTAL
Scored bests come from CURRENT season								
800m	10	Steve AMBROSI	SR	1:53.94cb	1:53.34	2/10/12	5	0.74 5.74
5000m	18	Donald NOBLE	JR	14:45.10cb	14:41.50	2/10/12	0.7	0.23 0.93
5000m	26	Matt LUTCZA	SR	14:49.48cb	14:45.88	2/10/12	0.2	0.09 0.29
PV	5	Timothy LAYNG	SR	4.95m	16-2¾	2/10/12	12	1.35 13.35
TJ	24	Kris JOINT	SO	13.99m	45-10¾	12/2/11	0.3	0.00 0.30
TJ	27	Travis KING	JR	13.92m	45-8	1/20/12	0.15	0.00 0.15
Team Total								20.76

32



## Elizabethtown

▲31

Middle Atlantic Conferences

Event	Scrd As	Athlete	Yr	Scored Mark	Date	Pl. Pts.	Bonus	TOTAL
Scored bests come from CURRENT season								
800m	15	Matt REVER	SO	1:54.48		2/11/12	1	0.45 1.45
800m	27	Russell SPEIDEN	SR	1:55.51		2/11/12	0.15	0.03 0.18
Mile	6	Russell SPEIDEN	SR	4:10.62		1/27/12	10	1.19 11.19
DMR	6	Focht, Niles, Rever, Speiden		10:02.68		2/3/12	6	1.43 7.43
Team Total								20.25

33



## Birmingham-Southern

▲87

Southern Collegiate Athletic Conference

Event	Scrd As	Athlete	Yr	Scored Mark	Date	Pl. Pts.	Bonus	TOTAL
Scored bests come from CURRENT season								
800m	2	Robert WILLETT	JR	1:51.83cb	1:51.23	2/9/12	18	2.23 20.23
Team Total								20.23

"Scrd As", short for "Scored As", Standing used for place points portion of performance's score combining preseason data (when applied) to current season data

Numbers in BLACK are both the performance's actual NCAA rank AND "scored as" rank Numbers in RED indicate actual NCAA rank does not exist or is worse than "scored as" rank Numbers in BLUE indicate actual NCAA rank is better than "scored as" rank

USTFCCCA Non-Member

Non-Member Schools Will NOT be ranked, beginning Week 2



# USTFCCCA NCAA Division III National Team Rankings

## 2012 Indoor Track & Field, Week #4

as of 2/13/2012 5:29:41 PM

**D** denotes multiple-event rule in affect  
Only those who score >0.01 pts are shown

### MEN

# 34



## Calvin

Michigan Intercollegiate Athletic Association

▲ 4

Event	Scrd As	Athlete	Yr	Scored Mark	Date	Pl. Pts.	Bonus	TOTAL
Scored bests come from CURRENT season								
▶ Mile	16	Greg WHITTLE	JR	4:14.60c OT 4:12.40	2/10/12	0.9	0.26	1.16
▶ 5000m	5	Nick KRAMER	JR	14:25.88c OT 14:20.38	2/10/12	12	1.47	13.47
▶ 5000m	29	Matt VANDER ROEST	JR	14:50.93c OT 14:45.43	1/20/12	0.05	0.05	0.10
▶ SP	10	Aaron MECKES	JR	16.23m 53-3	2/10/12	5	0.31	5.31
Team Total								20.04

# 35



## Defiance

Heartland Collegiate Athletic Conference

▲ 13

Event	Scrd As	Athlete	Yr	Scored Mark	Date	Pl. Pts.	Bonus	TOTAL
Scored bests come from CURRENT season								
▶ SP	5	Tom POSTEMA	FR	16.60m 54-5½	2/4/12	12	0.97	12.97
▶ WT	9	Tom POSTEMA	FR	18.41m 60-5	1/20/12	6	0.69	6.69
Team Total								19.66

# 36



## Washington and Lee

Old Dominion Athletic Conference

▲ 32

Event	Scrd As	Athlete	Yr	Scored Mark	Date	Pl. Pts.	Bonus	TOTAL
Scored bests come from CURRENT season								
▶ 400m	3	Alexander TALLMAN	SO	49.06	2/11/12	16	1.34	17.34
▶ HEPT	13	Dillon MYERS	SO	4,394	1/27/12	2	0.16	2.16
Team Total								19.49

# 37



## Brandeis

University Athletic Association

▲ 10

Event	Scrd As	Athlete	Yr	Scored Mark	Date	Pl. Pts.	Bonus	TOTAL
Scored bests come from CURRENT season								
▶ Mile	3	Chris BROWN	SR	4:06.98cb 4:05.98	2/10/12	16	2.56	18.56
▶ Mile	21	Taylor DUNDAS	SO	4:15.97cb 4:14.97	1/27/12	0.45	0.07	0.52
Team Total								19.09

# 38



## Colby

New England Small College Athletic Conference

▼ 1

Event	Scrd As	Athlete	Yr	Scored Mark	Date	Pl. Pts.	Bonus	TOTAL
Scored bests come from CURRENT season								
▶ 60m	3	Dominique KONE	JR	6.87	1/28/12	16	1.58	17.58
▶ 800m	17	Dylan NISKY	SO	1:54.58cb 1:53.98	2/10/12	0.8	0.40	1.20
Team Total								18.78

# 39



## SUNY Cortland

State University of New York Athletic Conference

▲ 17

Event	Scrd As	Athlete	Yr	Scored Mark	Date	Pl. Pts.	Bonus	TOTAL
Scored bests come from CURRENT season								
▶ 400m	32	Eric BANKS	JR	50.00cb 49.50	2/10/12	0.05	0.05	0.05
▶ 800m	30	Cody AMENGUAL	SO	1:55.88cb 1:55.28	2/10/12	0.02	0.00	0.02
▶ Mile	25	Cody AMENGUAL	SO	4:16.25cb 4:15.25	2/10/12	0.25	0.03	0.28
▶ 4x400	8	Wiltshire, Linton, Yodice, Banks		3:20.18cb 3:18.18	2/10/12	3	1.17	4.17
▶ DMR	19	Fannon, Banks, Odin, Amengual		10:18.07	2/4/12	0.1	0.00	0.10
▶ HJ	19	Brandon LOOMIS	SO	1.99m 6-6½	2/11/12	0.6	0.13	0.73
▶ PV	5	Ryan PERICOZZI	SR	4.95m 16-2½	12/10/11	12	1.35	13.35
Team Total								18.71

# 40



## Mount Union

Ohio Athletic Conference

▲ 12

Event	Scrd As	Athlete	Yr	Scored Mark	Date	Pl. Pts.	Bonus	TOTAL
Scored bests come from CURRENT season								
▶ H60m	27	Ravaughn POPE	FR	8.45c 7.85(55)	1/27/12	0.15	0.05	0.20
▶ HJ	23	Levi SIMMONS	FR	1.98m 6-6	1/27/12	0.35	0.00	0.35
▶ LJ	30	Sam LUDGOOD	SO	6.85m 22-5½	12/9/11	0.02	0.00	0.02
▶ TJ	9	Sam LUDGOOD	SO	14.52m 47-7½	12/9/11	6	0.61	6.61
▶ SP	6	Sean DENARD	JR	16.56m 54-4	2/11/12	10	0.89	10.89
▶ SP	25	Sean DONNELLY	FR	15.69m 51-5½	12/9/11	0.25	0.00	0.25
Team Total								18.31

"Scrd As", short for "Scored As", Standing used for place points portion of performance's score combining preseason data (when applied) to current season data

Numbers in BLACK are both the performance's actual NCAA rank AND "scored as" rank Numbers in RED indicate actual NCAA rank does not exist or is worse than "scored as" rank Numbers in BLUE indicate actual NCAA rank is better than "scored as" rank

USTFCCCA Non-Member

Non-Member Schools Will NOT be ranked, beginning Week 2





# USTFCCCA NCAA Division III National Team Rankings

## 2012 Indoor Track & Field, Week #4

as of 2/13/2012 5:29:43 PM

**D** denotes multiple-event rule in affect  
Only those who score >0.01 pts are shown

### MEN

41



**Case Western Reserve** ▲ 3

University Athletic Association

Event	Scrd As	Athlete	Yr	Scored Mark	Date	Pl. Pts.	Bonus	TOTAL
Scored bests come from CURRENT season								
▶ H60m	6	Matt JURCAK	SR	8.21	2/11/12	10	1.27	11.27
▶ HEPT	9	Michael COHARA	JR	4,523	12/10/11	6	0.48	6.48
Team Total								17.75

42



**UW-Stevens Point** ▼ 16

Wisconsin Intercollegiate Athletic Conference

Event	Scrd As	Athlete	Yr	Scored Mark	Date	Pl. Pts.	Bonus	TOTAL
Scored bests come from CURRENT season								
▶ 800m	8	Dan SULLIVAN	SO	1:53.90	2/10/12	7	0.76	7.76
▶ Mile	11	Dan SULLIVAN	SO	4:12.51	2/3/12	4	0.66	4.66
▶ HJ	12	Zach MIXDORF	SO	2.00m 6-6¾	2/3/12	3	0.26	3.26
▶ HEPT	21	Nick GEIGER	SO	4,327	2/3/12	0.45	0.00	0.45
Team Total								16.13

43



**Utica** ▼ 12

Empire 8 Athletic Conference

Event	Scrd As	Athlete	Yr	Scored Mark	Date	Pl. Pts.	Bonus	TOTAL
Scored bests come from CURRENT season								
▶ 60m	24	Sylvester OWUSU	JR	6.99	2/4/12	0.3	0.22	0.52
▶ H60m	4	Joe PRUCKNO	SR	8.18	1/28/12	14	1.58	15.58
Team Total								16.10

44



**UMass Boston** ▲ 14

Little East Conference

Event	Scrd As	Athlete	Yr	Scored Mark	Date	Pl. Pts.	Bonus	TOTAL
Scored bests come from CURRENT season								
▶ 400m	12	Kebba NASSO	FR	49.46cb 48.96	1/27/12	3	0.64	3.64
▶ H60m	9	Joshua QUINNIE	FR	8.26	12/10/11	6	0.86	6.86
▶ HJ	10	Tylor HART	FR	2.01m 6-7	1/8/12	5	0.39	5.39
Team Total								15.89

45



**Heidelberg** unch

Ohio Athletic Conference

Event	Scrd As	Athlete	Yr	Scored Mark	Date	Pl. Pts.	Bonus	TOTAL
Scored bests come from CURRENT season								
▶ 400m	29	Wes HENDRICKS	SR	49.86	2/11/12	0.05	0.13	0.18
▶ H60m	32	Joe YODER	SR	8.46	12/2/11		0.02	0.02
▶ HJ	23	Josh LYNCH	SO	1.98m 6-6	2/4/12	0.35	0.00	0.35
▶ TJ	14	Josh LYNCH	SO	14.29m 46-10¾	2/11/12	1.5	0.22	1.72
▶ HEPT	5	Joe YODER	SR	4,724	2/3/12	12	1.37	13.37
Team Total								15.64

46



**Brockport** ▲ 14

State University of New York Athletic Conference

Event	Scrd As	Athlete	Yr	Scored Mark	Date	Pl. Pts.	Bonus	TOTAL
Scored bests come from CURRENT season								
▶ PV	4	Zach FERRARA	JR	4.96m 16-3¼	2/4/12	14	1.42	15.42
Team Total								15.42

47



**Wittenberg** ▲ 65

North Coast Athletic Conference

Event	Scrd As	Athlete	Yr	Scored Mark	Date	Pl. Pts.	Bonus	TOTAL
Scored bests come from CURRENT season								
▶ 60m	4	Victor BANJO	FR	6.90	2/11/12	14	1.18	15.18
Team Total								15.18

48



**Washington (Mo.)** ▲ 1

University Athletic Association

Event	Scrd As	Athlete	Yr	Scored Mark	Date	Pl. Pts.	Bonus	TOTAL
Scored bests come from CURRENT season								
▶ 5000m	30	Kevin SPARKS	SO	14:50.96	2/11/12	0.02	0.05	0.07
▶ H60m	6	Tyler JACKSON	SR	8.21	1/28/12	10	1.27	11.27
▶ HJ	12	Justin PIEPER	SO	2.00m 6-6¾	1/21/12	3	0.26	3.26
Team Total								14.60

"Scrd As", short for "Scored As", Standing used for place points portion of performance's score combining preseason data (when applied) to current season data

Numbers in BLACK are both the performance's actual NCAA rank AND "scored as" rank Numbers in RED indicate actual NCAA rank does not exist or is worse than "scored as" rank Numbers in BLUE indicate actual NCAA rank is better than "scored as" rank

USTFCCCA Non-Member

Non-Member Schools Will NOT be ranked, beginning Week 2



# USTFCCCA NCAA Division III National Team Rankings

## 2012 Indoor Track & Field, Week #4

as of 2/13/2012 5:29:44 PM

**D** denotes multiple-event rule in affect  
Only those who score >0.01 pts are shown

### MEN

49



**Buffalo State**

State University of New York Athletic Conference

▼25

Event	Scrd As	Athlete	Yr	Scored Mark	Date	Pl. Pts.	Bonus	TOTAL
Scored bests come from CURRENT season								
▶ 60m	24	Jalen LAW	SO	6.99c 6.50(55)	1/20/12	0.3	0.22	0.52
▶ 400m	5	James CAMPBELL	SO	49.20c OT 48.60	1/27/12	12	1.09	13.09
▶ 400m	23	Davon ROLLINS	SR	49.69cb 49.19	2/10/12	0.35	0.32	0.67
Team Total								14.28

50



**Tufts**

New England Small College Athletic Conference

▼15

Event	Scrd As	Athlete	Yr	Scored Mark	Date	Pl. Pts.	Bonus	TOTAL
Scored bests come from CURRENT season								
▶ Mile	20	Connor ROSE	SR	4:15.85cb 4:14.85	1/27/12	0.5	0.09	0.59
▶ 5000m	10	Matt RAND	JR	14:38.52cb 14:34.92	2/10/12	5	0.64	5.64
▶ 4x400	15	Goins, Lee, Beutler, Lange Vagle		3:21.56cb 3:19.56	1/27/12	0.5	0.41	0.91
▶ DMR	7	Rose, Beutler, Marvel, Haney		10:03.47cb 10:00.47	2/10/12	4	1.25	5.25
▶ PV	19	Brad NAKANISHI	JR	4.72m 15-5½	1/8/12	0.6	0.07	0.67
▶ TJ	27	Gbola AJAYI	JR	13.92m 45-8	1/28/12	0.15	0.00	0.15
▶ HEPT	16	Michael BLAIR	JR	4,346	1/20/12	0.9	0.04	0.94
Team Total								14.14

51



**Lebanon Valley**

Middle Atlantic Conferences

▲23

Event	Scrd As	Athlete	Yr	Scored Mark	Date	Pl. Pts.	Bonus	TOTAL
Scored bests come from CURRENT season								
▶ H60m	5	Jerome DUNCAN	JR	8.19	2/11/12	12	1.48	13.48
Team Total								13.48

52



**Guilford**

Old Dominion Athletic Conference

▲13

Event	Scrd As	Athlete	Yr	Scored Mark	Date	Pl. Pts.	Bonus	TOTAL
Scored bests come from CURRENT season								
▶ 60m	5	Johnathan SMITH	SO	6.92	1/27/12	12	0.92	12.92
Team Total								12.92

53



**Whitworth**

Northwest Conference

▼3

Event	Scrd As	Athlete	Yr	Scored Mark	Date	Pl. Pts.	Bonus	TOTAL
Scored bests come from CURRENT season								
▶ HJ	12	Frank LIMA	JR	2.00m 6-6½	2/12/12	3	0.26	3.26
▶ SP	8	Carter COMITO	SO	16.48m 54-1	2/3/12	7	0.73	7.73
▶ SP	15	Samuel WRIGHT	SO	16.08m 52-9½	2/4/12	1	0.16	1.16
▶ HEPT	18	Luke MATHEWS	JR	4,345	1/27/12	0.7	0.03	0.73
Team Total								12.88

54



**Ohio Northern**

Ohio Athletic Conference

▲17

Event	Scrd As	Athlete	Yr	Scored Mark	Date	Pl. Pts.	Bonus	TOTAL
Scored bests come from CURRENT season								
▶ 400m	21	Jacob SCHWAB	SR	49.63c OT 49.03	2/10/12	0.45	0.39	0.84
▶ Mile	9	Dan SMITH	SR	4:11.61c OT 4:09.41	2/10/12	6	0.91	6.91
▶ DMR	8	Ankrom, Schwab, Bailey, Smith		10:04.58c OT 10:00.38	2/3/12	3	1.04	4.04
▶ WT	29	Joe GUTTER	SR	16.99m 55-9	1/27/12	0.05	0.00	0.05
Team Total								11.84

55



**NYU**

University Athletic Association

▼30

Event	Scrd As	Athlete	Yr	Scored Mark	Date	Pl. Pts.	Bonus	TOTAL
Scored bests come from CURRENT season								
▶ 60m	22	Jonathan SIMON	FR	6.98	1/13/12	0.4	0.30	0.70
▶ 800m	13	James PATTERSON	JR	1:54.31cb 1:53.71	2/10/12	2	0.54	2.54
▶ Mile	8	Matt TURLIP	SR	4:10.83cb 4:09.83	2/10/12	7	1.13	8.13
▶ DMR	20	Turlip, Donegan, Patterson, Zitek		10:21.82cb 10:18.82	1/26/12	0.05	0.00	0.05
Team Total								11.42

56



**Denison**

North Coast Athletic Conference

▲31

Event	Scrd As	Athlete	Yr	Scored Mark	Date	Pl. Pts.	Bonus	TOTAL
Scored bests come from CURRENT season								
▶ 5000m	6	Makorobondo SALUKOMBO	SR	14:28.18cb 14:24.58	2/10/12	10	1.32	11.32
Team Total								11.32

"Scrd As", short for "Scored As", Standing used for place points portion of performance's score combining preseason data (when applied) to current season data

Numbers in BLACK are both the performance's actual NCAA rank AND "scored as" rank Numbers in RED indicate actual NCAA rank does not exist or is worse than "scored as" rank Numbers in BLUE indicate actual NCAA rank is better than "scored as" rank

USTFCCCA Non-Member

Non-Member Schools Will NOT be ranked, beginning Week 2



# USTFCCCA NCAA Division III National Team Rankings

## 2012 Indoor Track & Field, Week #4

as of 2/13/2012 5:29:47 PM

**D** denotes multiple-event rule in affect  
Only those who score >0.01 pts are shown

### MEN

57



**Carthage**

College Conference of Illinois & Wisconsin

▲ 19

Event	Scrd As	Athlete	Yr	Scored Mark	Date	Pl. Pts.	Bonus	TOTAL
Scored bests come from CURRENT season								
▶ 4x400	7	Stewart, Brown, Blakey, Avant		3:19.97	2/11/12	4	1.31	5.31
▶ TJ	22	Cale BROWN	SO	14.05m	46-1¼	1/27/12	0.4	0.00 0.40
▶ SP	23	Derrick GUYETTE	FR	15.75m	51-8½	2/11/12	0.35	0.00 0.35
▶ SP	24	Greg RAIMONDI	SR	15.73m	51-7½	2/11/12	0.3	0.00 0.30
▶ WT	11	Greg RAIMONDI	SR	18.14m	59-6½	2/11/12	4	0.35 4.35
▶ WT	21	Eric SCHMIDT	JR	17.61m	57-9½	2/3/12	0.45	0.00 0.45
Team Total								11.16

58



**WPI**

New England Women's & Men's Athletic Conference

▲ 50

Event	Scrd As	Athlete	Yr	Scored Mark	Date	Pl. Pts.	Bonus	TOTAL
Scored bests come from CURRENT season								
▶ 400m	23	Joey COLLINS	FR	49.69cb	49.19	2/10/12	0.35	0.32 0.67
▶ 4x400	5	Collins, Morette, Holliday, Kocienski		3:19.62cb	3:17.62	2/10/12	8	1.55 9.55
▶ PV	27	Kyle MORETTE	SR	4.60m	15-1	1/21/12	0.15	0.00 0.15
Team Total								10.37

59



**Principia**

St. Louis Intercollegiate Athletic Conference

▼ 20

Event	Scrd As	Athlete	Yr	Scored Mark	Date	Pl. Pts.	Bonus	TOTAL
Scored bests come from CURRENT season								
▶ 800m	7	Drew CLARK	SR	1:53.88cb	1:53.28	2/10/12	8	0.77 8.77
▶ DMR	11	Mangelsdorf, Fleming, Meier, Clark		10:10.78cb	10:07.78	2/10/12	0.9	0.14 1.04
Team Total								9.81

60



**Wesleyan (Conn.)**

New England Small College Athletic Conference

▼ 5

Event	Scrd As	Athlete	Yr	Scored Mark	Date	Pl. Pts.	Bonus	TOTAL
Scored bests come from CURRENT season								
▶ 60m	31	LaDarius DREW	FR	7.01		2/11/12	0.09	0.09
▶ Mile	23	Austin COTANT	JR	4:16.14cb	4:15.14	1/27/12	0.35	0.05 0.40
▶ TJ	7	TOMMIE LARK	SR	14.66m	48-1¼	1/27/12	8	1.04 9.04
▶ TJ	27	Chris SAILOR	FR	13.92m	45-8	1/27/12	0.15	0.00 0.15
Team Total								9.67

61



**Central (Iowa)**

Iowa Intercollegiate Athletic Conference

▼ 49

Event	Scrd As	Athlete	Yr	Scored Mark	Date	Pl. Pts.	Bonus	TOTAL
Scored bests come from CURRENT season								
▶ HJ	23	Breighen POWELL	SR	1.98m	6-6	2/3/12	0.35	0.00 0.35
▶ HJ	23	Eric LARSON	FR	1.98m	6-6	2/3/12	0.35	0.00 0.35
▶ LJ	9	Ethan MILLER	SR	7.11m	23-4	1/27/12	6	0.72 6.72
▶ WT	30	Tyler CROUSE	SR	16.87m	55-4¼	1/27/12	0.02	0.00 0.02
▶ HEPT	14	Eric LARSON	FR	4,381		2/3/12	1.5	0.12 1.62
▶ HEPT	23	Aaron FULLER	JR	4,284		2/3/12	0.35	0.00 0.35
▶ HEPT	25	Breighen POWELL	SR	4,263		2/3/12	0.25	0.00 0.25
Team Total								9.66

62



**Fitchburg State**

Massachusetts State Collegiate Athletic Conference

▲ 2

Event	Scrd As	Athlete	Yr	Scored Mark	Date	Pl. Pts.	Bonus	TOTAL
Scored bests come from CURRENT season								
▶ WT	7	Matt MOULO	SR	18.62m	61-1¼	1/28/12	8	1.05 9.05
Team Total								9.05

63



**Dubuque**

Iowa Intercollegiate Athletic Conference

▼ 33

Event	Scrd As	Athlete	Yr	Scored Mark	Date	Pl. Pts.	Bonus	TOTAL
Scored bests come from CURRENT season								
▶ 60m	8	Davivorn DOWE	SR	6.93		2/11/12	7	0.78 7.78
▶ LJ	20	Christopher WATSON	FR	6.95m	22-9¼	1/21/12	0.5	0.00 0.50
▶ HEPT	30	Evan ZURBUCHEN	SO	4,218		2/3/12	0.02	0.00 0.02
Team Total								8.30

"Scrd As", short for "Scored As", Standing used for place points portion of performance's score combining preseason data (when applied) to current season data

Numbers in BLACK are both the performance's actual NCAA rank AND "scored as" rank Numbers in RED indicate actual NCAA rank does not exist or is worse than "scored as" rank Numbers in BLUE indicate actual NCAA rank is better than "scored as" rank

USTFCCCA Non-Member

Non-Member Schools Will NOT be ranked, beginning Week 2



# USTFCCCA NCAA Division III National Team Rankings

## 2012 Indoor Track & Field, Week #4

as of 2/13/2012 5:29:50 PM

**D** denotes multiple-event rule in affect  
Only those who score >0.01 pts are shown

### MEN

64



**Ohio Wesleyan**

North Coast Athletic Conference

▼31

Event	Scrd As	Athlete	Yr	Scored Mark	Date	Pl. Pts.	Bonus	TOTAL
Scored bests come from CURRENT season								
▶ 400m	11	Ethan FREET	JR	49.43	2/11/12	4	0.69	4.69
▶ 400m	16	Silas JOLLIFF	JR	49.60	2/11/12	0.9	0.43	1.33
▶ H60m	32	David FRANKLIN	SR	8.46	2/11/12		0.02	0.02
▶ 4x400	11	Cook, Martin, Freet, Jolliff		3:20.97	2/4/12	0.9	0.67	1.57
▶ DMR	16	Booher, Freet, Kronemer, Brandt		10:14.63	2/4/12	0.4	0.00	0.40
▶ HEPT	29	Matt HUNTER	FR	4,223	2/4/12	0.05	0.00	0.05
Team Total								8.05

68



**Williams**

New England Small College Athletic Conference

▼28

Event	Scrd As	Athlete	Yr	Scored Mark		Date	Pl. Pts.	Bonus	TOTAL
Scored bests come from CURRENT season									
▶ Mile	30	Cole TOWNSEND	FR	4:16.84cb	4:15.84	1/27/12	0.02	0.00	0.02
▶ H60m	27	Jabulani BLYDEN	JR	8.45		1/21/12	0.15	0.05	0.20
▶ 4x400	17	Fusco, Blyden, Daring, Maina		3:22.19cb	3:20.19	2/10/12	0.3	0.13	0.43
▶ TJ	16	Tomas KEARNEY	SR	14.26m	46-9%	2/11/12	0.9	0.18	1.08
▶ WT	15	Rusty COWHER	SR	17.91m	58-9%	12/3/11	1	0.15	1.15
▶ HEPT	12	Chris FOGLER	JR	4,441		2/4/12	3	0.27	3.27
Team Total									6.15

65



**Rutgers-Camden**

New Jersey Athletic Conference

▲60

Event	Scrd As	Athlete	Yr	Scored Mark	Date	Pl. Pts.	Bonus	TOTAL
Scored bests come from CURRENT season								
▶ 400m	8	Matthew CURTIS	SO	49.36cb	48.86	2/10/12	7	0.81
Team Total								7.81

69



**Gustavus Adolphus**

Minnesota Intercollegiate Athletic Conference

▲13

Event	Scrd As	Athlete	Yr	Scored Mark		Date	Pl. Pts.	Bonus	TOTAL
Scored bests come from CURRENT season									
▶ PV	10	Josh OWENS	JR	4.81m	15-9%	2/4/12	5	0.40	5.40
▶ PV	22	Cameron CLAUSE	SO	4.65m	15-3	2/11/12	0.4	0.00	0.40
Team Total									5.80

66



**Wheaton (Ill.)**

College Conference of Illinois & Wisconsin

▲59

Event	Scrd As	Athlete	Yr	Scored Mark	Date	Pl. Pts.	Bonus	TOTAL
Scored bests come from CURRENT season								
▶ 800m	14	Luke VANCE	SO	1:54.43	2/11/12	1.5	0.48	1.98
▶ HEPT	10	Danny VANDYKE	JR	4,517	2/3/12	5	0.46	5.46
Team Total								7.44

70



**Coast Guard**

New England Women's & Men's Athletic Conference

▲11

Event	Scrd As	Athlete	Yr	Scored Mark	Date	Pl. Pts.	Bonus	TOTAL
Scored bests come from CURRENT season								
▶ H60m	10	Adam SCALESSE	SO	8.30	2/10/12	5	0.59	5.59
Team Total								5.59

67



**Hamline**

Minnesota Intercollegiate Athletic Conference

▼35

Event	Scrd As	Athlete	Yr	Scored Mark		Date	Pl. Pts.	Bonus	TOTAL
Scored bests come from CURRENT season									
▶ PV	13	Shaise SCHUETTE	JR	4.79m	15-8½	1/21/12	2	0.33	2.33
▶ SP	16	Brennan MCKEAG	SR	16.04m	52-7½	2/10/12	0.9	0.12	1.02
▶ WT	12	Andrew SCHLICHTING	SR	18.03m	59-2	2/10/12	3	0.25	3.25
▶ WT	19	Brennan MCKEAG	SR	17.68m	58-¾	2/10/12	0.6	0.00	0.60
Team Total									7.20

71



**Bridgewater (Va.)**

Old Dominion Athletic Conference

▲2

Event	Scrd As	Athlete	Yr	Scored Mark		Date	Pl. Pts.	Bonus	TOTAL
Scored bests come from CURRENT season									
▶ TJ	10	Leigh BRADLEY	SR	14.45m	47-5	1/27/12	5	0.47	5.47
Team Total									5.47

"Scrd As", short for "Scored As", Standing used for place points portion of performance's score combining preseason data (when applied) to current season data

Numbers in BLACK are both the performance's actual NCAA rank AND "scored as" rank Numbers in RED indicate actual NCAA rank does not exist or is worse than "scored as" rank Numbers in BLUE indicate actual NCAA rank is better than "scored as" rank

USTFCCCA Non-Member

Non-Member Schools Will NOT be ranked, beginning Week 2



# USTFCCCA NCAA Division III National Team Rankings

## 2012 Indoor Track & Field, Week #4

as of 2/13/2012 5:29:52 PM

**D** denotes multiple-event rule in affect  
Only those who score >0.01 pts are shown

### MEN

72



**RIT**

Liberty League

▲49

Event	Scrd As	Athlete	Yr	Scored Mark		Date	Pl. Pts.	Bonus	TOTAL
Scored bests come from CURRENT season									
▶ H60m	17	Cameron LEE	JR	8.39		2/11/12	0.8	0.24	1.04
▶ HJ	12	Jamie DORREN	FR	2.00m	6-6½	2/11/12	3	0.26	3.26
▶ LJ	27	Marquis MOORE	JR	6.88m	22-7	2/11/12	0.15	0.00	0.15
▶ TJ	25	Marquis MOORE	JR	13.96m	45-9½	2/11/12	0.25	0.00	0.25
Team Total									4.70

73



**TCNJ**

New Jersey Athletic Conference

▲6

Event	Scrd As	Athlete	Yr	Scored Mark		Date	Pl. Pts.	Bonus	TOTAL
Scored bests come from CURRENT season									
▶ 60m	17	Chris MEDINA	SR	6.97		1/20/12	0.8	0.39	1.19
▶ 60m	31	Rob JIGGETTS	SR	7.01		12/10/11		0.09	0.09
▶ 4x400	13	Spekhardt, D'Aiutolo, Tasco, Moutenot		3:21.08cb	3:19.08	2/10/12	0.7	0.62	1.32
▶ HJ	23	Scott LISA	SO	1.98m	6-6	2/4/12	0.35	0.00	0.35
▶ TJ	14	Steve D'AIUTOLO	JR	14.29m	46-10%	2/4/12	1.5	0.22	1.72
Team Total									4.67

74



**Dickinson**

Centennial Conference

▲9

Event	Scrd As	Athlete	Yr	Scored Mark	Date	Pl. Pts.	Bonus	TOTAL	
Scored bests come from CURRENT season									
▶ 60m	11	Aaron PANNELL	SO	6.94c	6.46(55)	2/4/12	4	0.65	4.65
Team Total								4.65	

75



**Chicago**

University Athletic Association

▲3

Event	Scrd As	Athlete	Yr	Scored Mark	Date	Pl. Pts.	Bonus	TOTAL
Scored bests come from CURRENT season								
5000m	11	Billy WHITMORE	JR	14:38.63	2/3/12	4	0.64	4.64
Team Total								4.64

76



**Westfield State**

Massachusetts State Collegiate Athletic Conference

▲49

Event	Scrd As	Athlete	Yr	Scored Mark		Date	Pl. Pts.	Bonus	TOTAL
Scored bests come from CURRENT season									
► PV	11	Thomas GAUGER	JR	4.80m	15-9	2/11/12	4	0.36	4.36
Team Total									4.36

77



**RPI**

Liberty League

▲37

Event	Scrd As	Athlete	Yr	Scored Mark	Date	Pl. Pts.	Bonus	TOTAL	
Scored bests come from CURRENT season									
▶ H60m	21	David KASTNER	JR	8.41	2/4/12	0.45	0.18	0.63	
▶ HJ	12	Stephen SILBER	SO	2.00m	6-6½	2/11/12	3	0.26	3.26
▶ PV	27	Christopher CHANG	SR	4.60m	15-1	1/21/12	0.15	0.00	0.15
Team Total								4.04	

78



**La Verne**

Southern California Intercollegiate Athletic Conference

▲2

Event	Scrd As	Athlete	Yr	Scored Mark		Date	Pl. Pts.	Bonus	TOTAL
Scored bests come from CURRENT season									
▶ LJ	14	Paul TURNER	JR	7.04m	23-1¼	2/4/12	1.5	0.29	1.79
▶ TJ	13	Paul TURNER	JR	14.30m	46-11	2/4/12	2	0.24	2.24
Team Total									4.03

79



**Keene State**

Little East Conference

▲21

Event	Scrd As	Athlete	Yr	Scored Mark	Date	Pl. Pts.	Bonus	TOTAL
Scored bests come from CURRENT season								
► HJ	12	Michael PIANKA	FR	2.00m	6-6½	12/3/11	3	0.26
Team Total								3.26

"Scrd As", short for "Scored As", Standing used for place points portion of performance's score combining preseason data (when applied) to current season data

Numbers in BLACK are both the performance's actual NCAA rank AND "scored as" rank Numbers in RED indicate actual NCAA rank does not exist or is worse than "scored as" rank Numbers in BLUE indicate actual NCAA rank is better than "scored as" rank

USTFCCCA Non-Member

Non-Member Schools Will NOT be ranked, beginning Week 2





# USTFCCCA NCAA Division III National Team Rankings

## 2012 Indoor Track & Field, Week #4

as of 2/13/2012 5:29:53 PM

**D** denotes multiple-event rule in affect  
Only those who score >0.01 pts are shown

### MEN

80



**Illinois Wesleyan**

▼21

College Conference of Illinois & Wisconsin

Event	Scrd As	Athlete	Yr	Scored Mark	Date	Pl. Pts.	Bonus	TOTAL
Scored bests come from CURRENT season								
800m	24	Aaron SMITH	SO	1:55.17	2/3/12	0.3	0.12	0.42
WT	14	Steven KIRK	SR	17.92m 58-9½	2/3/12	1.5	0.16	1.66
HEPT	15	Adam HARRISON	SR	4,375	2/3/12	1	0.11	1.11
Team Total								3.19

81



**Augustana (Ill.)**

▼20

College Conference of Illinois & Wisconsin

Event	Scrd As	Athlete	Yr	Scored Mark	Date	Pl. Pts.	Bonus	TOTAL
Scored bests come from CURRENT season								
5000m	20	Brian POLLASTRINI	JR	14:46.97	2/3/12	0.5	0.17	0.67
4x400	12	Voland, Zahrobsky, Davis, Rindone		3:21.05	2/3/12	0.8	0.63	1.43
WT	17	Brian BENNING	SR	17.86m 58-7½	2/3/12	0.8	0.11	0.91
Team Total								3.02

82



**Greenville**

▼16

St. Louis Intercollegiate Athletic Conference

Event	Scrd As	Athlete	Yr	Scored Mark	Date	Pl. Pts.	Bonus	TOTAL
Scored bests come from CURRENT season								
60m	15	Bruce GRAY	FR	6.96	2/4/12	1	0.48	1.48
60m	17	Brian WHITE	SR	6.97c 6.48(55)	1/28/12	0.8	0.39	1.19
Team Total								2.67

83



**Messiah**

▼40

Middle Atlantic Conferences

Event	Scrd As	Athlete	Yr	Scored Mark	Date	Pl. Pts.	Bonus	TOTAL
Scored bests come from CURRENT season								
800m	21	Tyler NEWHOOK	SR	1:54.86	1/27/12	0.45	0.25	0.70
SP	14	Fred FULTON	FR	16.14m 52-11½	2/10/12	1.5	0.22	1.72
Team Total								2.42

84



**Union (N.Y.)**

▲41

Liberty League

Event	Scrd As	Athlete	Yr	Scored Mark	Date	Pl. Pts.	Bonus	TOTAL
Scored bests come from CURRENT season								
LJ	13	Max BALTER	SR	7.05m 23-1¾	2/11/12	2	0.33	2.33
Team Total								2.33

85



**Farmingdale State**

▼39

Skyline Conference

Event	Scrd As	Athlete	Yr	Scored Mark	Date	Pl. Pts.	Bonus	TOTAL
Scored bests come from CURRENT season								
LJ	15	Alix LAMARRE	JR	7.02m 23-¾	1/20/12	1	0.23	1.23
LJ	21	Donnell JONES	JR	6.94m 22-9¾	1/20/12	0.45	0.00	0.45
WT	23	Edward BROWN	JR	17.50m 57-5	1/20/12	0.35	0.00	0.35
WT	28	Mike JANG	JR	17.10m 56-1¼	2/11/12	0.1	0.00	0.10
Team Total								2.13

86



**Lynchburg**

▼11

Old Dominion Athletic Conference

Event	Scrd As	Athlete	Yr	Scored Mark	Date	Pl. Pts.	Bonus	TOTAL
Scored bests come from CURRENT season								
H60m	17	Rachad DAVIS	SO	8.39	2/4/12	0.8	0.24	1.04
HJ	19	Jared BLOOMQUIST	FR	1.99m 6-6½	2/10/12	0.6	0.13	0.73
WT	26	Ralph DAVIS	SR	17.29m 56-8¾	2/10/12	0.2	0.00	0.20
Team Total								1.97

87



**SUNY Fredonia**

▲12

State University of New York Athletic Conference

Event	Scrd As	Athlete	Yr	Scored Mark	Date	Pl. Pts.	Bonus	TOTAL
Scored bests come from CURRENT season								
PV	16	Broncho ROLLINS	SR	4.73m 15-6¼	2/4/12	0.9	0.10	1.00
PV	22	Cody DAHLEIDEN	JR	4.65m 15-3	2/11/12	0.4	0.00	0.40
TJ	20	Andrew CHARSKY	JR	14.06m 46-1½	12/8/11	0.5	0.00	0.50
Team Total								1.90

"Scrd As", short for "Scored As", Standing used for place points portion of performance's score combining preseason data (when applied) to current season data

Numbers in BLACK are both the performance's actual NCAA rank AND "scored as" rank Numbers in RED indicate actual NCAA rank does not exist or is worse than "scored as" rank Numbers in BLUE indicate actual NCAA rank is better than "scored as" rank

USTFCCCA Non-Member

Non-Member Schools Will NOT be ranked, beginning Week 2





# USTFCCCA NCAA Division III National Team Rankings

## 2012 Indoor Track & Field, Week #4

as of 2/13/2012 5:29:53 PM

**D** denotes multiple-event rule in affect  
Only those who score >0.01 pts are shown

### MEN

88



**Delaware Valley**

Middle Atlantic Conferences

▲35

Event	Scrd As	Athlete	Yr	Scored Mark	Date	Pl. Pts.	Bonus	TOTAL
Scored bests come from CURRENT season								
▶ 60m	15	Travis PITTS	SR	6.96	2/10/12	1	0.48	1.48
Team Total								1.48

89



**Monmouth (Ill.)**

Midwest Conference

▲36

Event	Scrd As	Athlete	Yr	Scored Mark		Date	Pl. Pts.	Bonus	TOTAL
Scored bests come from CURRENT season									
▶ 60m	28	Kiante GREEN	SO	7.00		2/11/12	0.1	0.13	0.23
▶ LJ	23	James WILSON	FR	6.90m	22-7%	1/21/12	0.35	0.00	0.35
▶ SP	17	DeAndre SMITH	JR	15.99m	52-5%	2/11/12	0.8	0.07	0.87
Team Total									1.45

90



**Allegheny**

North Coast Athletic Conference

▼23

Event	Scrd As	Athlete	Yr	Scored Mark		Date	Pl. Pts.	Bonus	TOTAL
Scored bests come from CURRENT season									
▶ 400m	15	Taylor THROCKMORTON	SR	49.59cb	49.09	2/10/12	1	0.44	1.44
Team Total									1.44

91



**Widener**

Middle Atlantic Conferences

▲13

Event	Scrd As	Athlete	Yr	Scored Mark		Date	Pl. Pts.	Bonus	TOTAL
Scored bests come from CURRENT season									
▶ DMR	12	Garrity, Ciavarelli, Quinn, Garrity		10:10.93		2/3/12	0.8	0.13	0.93
▶ SP	20	Mike RECLA	FR	15.80m	51-10	1/28/12	0.5	0.00	0.50
Team Total									1.43

92



**Marietta**

Ohio Athletic Conference

▲ 8

Event	Scrd As	Athlete	Yr	Scored Mark	Date	Pl. Pts.	Bonus	TOTAL
Scored bests come from CURRENT season								
▶ 60m	22	Lucas HELLWIG	SO	6.98	2/11/12	0.4	0.30	0.70
▶ H60m	23	Ryan LOPEZ-JORDAN	SO	8.42	2/11/12	0.35	0.15	0.50
▶ HEPT	26	Jason HOSKINS	SO	4,261	12/10/11	0.2	0.00	0.20
Team Total								1.40

93



**Susquehanna**

Landmark Conference

▲ 2

Event	Scrd As	Athlete	Yr	Scored Mark	Date	Pl. Pts.	Bonus	TOTAL
Scored bests come from CURRENT season								
▶ 5000m	16	Ian QUINLAN	SR	14:44.04	12/3/11	0.9	0.29	1.19
▶ SP	26	Ken SCHETROMA	JR	15.65m	51-4% 2/12/12	0.2	0.00	0.20
Team Total								1.39

94



**Franklin & Marshall**

Centennial Conference

▼ 5

Event	Scrd As	Athlete	Yr	Scored Mark	Date	Pl. Pts.	Bonus	TOTAL
Scored bests come from CURRENT season								
▶ H60m	15	Nils MICHAELIS	JR	8.38c	7.78(55)	12/2/11	1 0.28	1.28
Team Total								1.28

95



**Rowan**

New Jersey Athletic Conference

▼ 5

Event	Scrd As	Athlete	Yr	Scored Mark	Date	Pl. Pts.	Bonus	TOTAL
Scored bests come from CURRENT season								
▶ 400m	18	Demetrius ROOKS	JR	49.61	2/11/12	0.7	0.41	1.11
▶ 4x400	20	Maxwell, Purdue, Ejaz, Rooks		3:22.63	1/28/12	0.05	0.03	0.08
Team Total								1.20

"Scrd As", short for "Scored As", Standing used for place points portion of performance's score combining preseason data (when applied) to current season data

Numbers in BLACK are both the performance's actual NCAA rank AND "scored as" rank Numbers in RED indicate actual NCAA rank does not exist or is worse than "scored as" rank Numbers in BLUE indicate actual NCAA rank is better than "scored as" rank

USTFCCCA Non-Member

Non-Member Schools Will NOT be ranked, beginning Week 2



# USTFCCCA NCAA Division III National Team Rankings

## 2012 Indoor Track & Field, Week #4

as of 2/13/2012 5:29:54 PM

**D** denotes multiple-event rule in affect  
Only those who score >0.01 pts are shown

### MEN

96



**Southern Maine**

Little East Conference

▼ 8

Event	Scrd As	Athlete	Yr	Scored Mark	Date	Pl. Pts.	Bonus	TOTAL
Scored bests come from CURRENT season								
800m	20	Ben MANNING	JR	1:54.83cb	1/27/12	0.5	0.27	0.77
Mile	29	Julian GAZZELONI	SO	4:16.57cb	1/27/12	0.05	0.00	0.05
DMR	18	Gazzeloni, Moore, Manning, Even		10:17.76cb	1/27/12	0.2	0.00	0.20
Team Total								1.02

97



**Penn State Behrend**

Allegheny Mountain Collegiate Conference

▲ 3

Event	Scrd As	Athlete	Yr	Scored Mark	Date	Pl. Pts.	Bonus	TOTAL
Scored bests come from CURRENT season								
PV	16	Dylan BILKA	FR	4.73m	2/4/12	0.9	0.10	1.00
Team Total								1.00

98



**Ramapo**

New Jersey Athletic Conference

▲ 8

Event	Scrd As	Athlete	Yr	Scored Mark	Date	Pl. Pts.	Bonus	TOTAL
Scored bests come from CURRENT season								
60m	24	Ackeme BROWN	JR	6.99	1/26/12	0.3	0.22	0.52
LJ	27	Isaac PATTERSON	SR	6.88m	2/3/12	0.15	0.00	0.15
TJ	26	Isaac PATTERSON	SR	13.94m	1/21/12	0.2	0.00	0.20
Team Total								0.87

99



**Hamilton**

New England Small College Athletic Conference

▲ 22

Event	Scrd As	Athlete	Yr	Scored Mark	Date	Pl. Pts.	Bonus	TOTAL
Scored bests come from CURRENT season								
HJ	19	Graham SADLER	SO	1.99m	1/28/12	0.6	0.13	0.73
Team Total								0.73

100



**Hood**

Capital Athletic Conference

▲ 15

Event	Scrd As	Athlete	Yr	Scored Mark	Date	Pl. Pts.	Bonus	TOTAL
Scored bests come from CURRENT season								
► H60m	20	Nicolas ALDANA	SO	8.40c	7.80(55)	1/28/12	0.5	0.21
Team Total								0.71

101



**Emory**

University Athletic Association

▼ 9

Event	Scrd As	Athlete	Yr	Scored Mark	Date	Pl. Pts.	Bonus	TOTAL	
Scored bests come from CURRENT season									
► TJ	18	Ian FRANCIS	SR	14.11m	46-3¼	2/9/12	0.7	0.00	0.70
Team Total								0.70	

102



**Bethel (Minn.)**

Minnesota Intercollegiate Athletic Conference

▲ 23

Event	Scrd As	Athlete	Yr	Scored Mark	Date	Pl. Pts.	Bonus	TOTAL
Scored bests come from CURRENT season								
► 4x400	16	Spronk, Puckett, Schlegel, LeMay		3:21.91	2/4/12	0.4	0.25	0.65
Team Total								0.65

103



**Coe**

Iowa Intercollegiate Athletic Conference

▼ 3

Event	Scrd As	Athlete	Yr	Scored Mark		Date	Pl. Pts.	Bonus	TOTAL
Scored bests come from CURRENT season									
▶ H60m	26	Jared KUEHNER	JR	8.44c	7.84(55)	2/3/12	0.2	0.08	0.28
▶ HJ	23	Jared KUEHNER	JR	1.98m	6-6	2/11/12	0.35	0.00	0.35
Team Total									0.63

104



**Muskingum**

Ohio Athletic Conference

▲ 21

Event	Scrd As	Athlete	Yr	Scored Mark		Date	Pl. Pts.	Bonus	TOTAL
Scored bests come from CURRENT season									
▶ HJ	23	Chase ADDY	JR	1.98m	6-6	2/4/12	0.35	0.00	0.35
▶ PV	25	Chase ADDY	JR	4.62m	15-1½	1/28/12	0.25	0.00	0.25
Team Total									0.60

"Scrd As", short for "Scored As", Standing used for place points portion of performance's score combining preseason data (when applied) to current season data

Numbers in BLACK are both the performance's actual NCAA rank AND "scored as" rank Numbers in RED indicate actual NCAA rank does not exist or is worse than "scored as" rank Numbers in BLUE indicate actual NCAA rank is better than "scored as" rank

USTFCCCA Non-Member

Non-Member Schools Will NOT be ranked, beginning Week 2



# USTFCCCA NCAA Division III National Team Rankings

## 2012 Indoor Track & Field, Week #4

as of 2/13/2012 5:29:54 PM

**D** denotes multiple-event rule in affect  
Only those who score >0.01 pts are shown

### MEN

# 105



## Stevens

Empire 8 Athletic Conference

▼ 7

Event	Scrd As	Athlete	Yr	Scored Mark	Date	Pl. Pts.	Bonus	TOTAL
Scored bests come from CURRENT season								
▶ HEPT	20	Victor SERVITO	JR	4,332	2/11/12	0.5	0.00	0.50
Team Total								0.50

# 106



## St. Olaf

Minnesota Intercollegiate Athletic Conference

▲ 19

Event	Scrd As	Athlete	Yr	Scored Mark	Date	Pl. Pts.	Bonus	TOTAL
Scored bests come from CURRENT season								
▶ DMR	15	Saksa, Johnson, Gilbertson, Wintheiser		10:14.25c OT 10:10.05	2/9/12	0.5	0.00	0.50
Team Total								0.50

# 107



## Trinity (Conn.)

New England Small College Athletic Conference

▲ 18

Event	Scrd As	Athlete	Yr	Scored Mark	Date	Pl. Pts.	Bonus	TOTAL
Scored bests come from CURRENT season								
▶ 800m	23	Dan SCULLY	SR	1:55.14cb 1:54.54	2/10/12	0.35	0.13	0.48
Team Total								0.48

# 108



## Carnegie Mellon

University Athletic Association

▲ 17

Event	Scrd As	Athlete	Yr	Scored Mark	Date	Pl. Pts.	Bonus	TOTAL
Scored bests come from CURRENT season								
▶ 800m	26	Thomas VANDENBERG	FR	1:55.44	2/11/12	0.2	0.05	0.25
▶ H60m	27	Daniel CHING	SO	8.45c 7.85(55)	2/4/12	0.15	0.05	0.20
Team Total								0.45

# 109



## Connecticut College

New England Small College Athletic Conference

unch

Event	Scrd As	Athlete	Yr	Scored Mark	Date	Pl. Pts.	Bonus	TOTAL
Scored bests come from CURRENT season								
▶ 5000m	24	Alex MAVROVIC	FR	14:49.27cb 14:45.67	1/27/12	0.3	0.10	0.40
Team Total								0.40

# 110



## Concordia Chicago

Northern Athletics Conference

▲ 8

Event	Scrd As	Athlete	Yr	Scored Mark	Date	Pl. Pts.	Bonus	TOTAL
Scored bests come from CURRENT season								
▶ LJ	22	Merrell DAVIS	JR	6.93m 22-9	2/4/12	0.4	0.00	0.40
Team Total								0.40

# 111



## Capital

Ohio Athletic Conference

▼ 34

Event	Scrd As	Athlete	Yr	Scored Mark	Date	Pl. Pts.	Bonus	TOTAL
Scored bests come from CURRENT season								
▶ LJ	23	Joshua WOODS	JR	6.90m 22-7 1/2	1/28/12	0.35	0.00	0.35
Team Total								0.35

# 111

## Saint John Fisher

Empire 8 Athletic Conference

▲ 14

Event	Scrd As	Athlete	Yr	Scored Mark	Date	Pl. Pts.	Bonus	TOTAL
Scored bests come from CURRENT season								
▶ HJ	23	Eric RILEY	FR	1.98m 6-6	1/28/12	0.35	0.00	0.35
Team Total								0.35

# 111



## Worcester State

Massachusetts State Collegiate Athletic Conference

▲ 14

Event	Scrd As	Athlete	Yr	Scored Mark	Date	Pl. Pts.	Bonus	TOTAL
Scored bests come from CURRENT season								
▶ HJ	23	Andrew JOHNSON	SO	1.98m 6-6	12/3/11	0.35	0.00	0.35
Team Total								0.35

# 114



## Rochester

University Athletic Association

▲ 11

Event	Scrd As	Athlete	Yr	Scored Mark	Date	Pl. Pts.	Bonus	TOTAL
Scored bests come from CURRENT season								
▶ DMR	17	Hartnett, Chisholm, Wakimoto, Fleisher		10:16.58c OT 10:12.38	1/27/12	0.3	0.00	0.30
Team Total								0.30

"Scrd As", short for "Scored As", Standing used for place points portion of performance's score combining preseason data (when applied) to current season data

Numbers in BLACK are both the performance's actual NCAA rank AND "scored as" rank Numbers in RED indicate actual NCAA rank does not exist or is worse than "scored as" rank Numbers in BLUE indicate actual NCAA rank is better than "scored as" rank

USTFCCCA Non-Member

Non-Member Schools Will NOT be ranked, beginning Week 2




# USTFCCCA NCAA Division III National Team Rankings

## 2012 Indoor Track & Field, Week #4


as of 2/13/2012 5:29:55 PM

**D** denotes multiple-event rule in affect  
Only those who score >0.01 pts are shown


### MEN

**115**

**Northwestern (Minn.)** ▼ 5  
Upper Midwest Athletic Conference


Event	Scrd As	Athlete	Yr	Scored Mark	Date	Pl. Pts.	Bonus	TOTAL
Scored bests come from CURRENT season								
WT	25	Taylor GISH	SR	17.45m	57-3	1/28/12	0.25	0.00 0.25
<b>Team Total</b>								<b>0.25</b>

**116**

**Concordia Wisconsin** ▼23  
Northern Athletics Conference


Event	Scrd As	Athlete	Yr	Scored Mark	Date	Pl. Pts.	Bonus	TOTAL
Scored bests come from CURRENT season								
H60m	27	Vinny GREEFKES	SR	8.45c	7.85(55)	1/27/12	0.15	0.05 0.20
<b>Team Total</b>								<b>0.20</b>

**116**

**Rutgers-Newark** ▼63  
New Jersey Athletic Conference


Event	Scrd As	Athlete	Yr	Scored Mark	Date	Pl. Pts.	Bonus	TOTAL
Scored bests come from CURRENT season								
H60m	27	Kevon BROWN	JR	8.45		2/3/12	0.15	0.05 0.20
<b>Team Total</b>								<b>0.20</b>

**118**

**Westminster (Pa.)** ▼33  
Presidents' Athletic Conference


Event	Scrd As	Athlete	Yr	Scored Mark	Date	Pl. Pts.	Bonus	TOTAL
Scored bests come from CURRENT season								
PV	27	Mark SAYLOR	JR	4.60m	15-1	2/10/12	0.15	0.00 0.15
<b>Team Total</b>								<b>0.15</b>

**118**

**Wilmington (Ohio)** ▼67  
Ohio Athletic Conference


Event	Scrd As	Athlete	Yr	Scored Mark	Date	Pl. Pts.	Bonus	TOTAL
Scored bests come from CURRENT season								
SP	27	Mason METTS	JR	15.60m	51-2½	1/21/12	0.15	0.00 0.15
<b>Team Total</b>								<b>0.15</b>

**120**

**Ithaca** ▼ 7  
Empire 8 Athletic Conference


Event	Scrd As	Athlete	Yr	Scored Mark	Date	Pl. Pts.	Bonus	TOTAL
Scored bests come from CURRENT season								
HEPT	28	Doug KOURY	SR	4,233		2/11/12	0.1	0.00 0.10
<b>Team Total</b>								<b>0.10</b>

**121**

**Frostburg State** ▲ 4  
Capital Athletic Conference


Event	Scrd As	Athlete	Yr	Scored Mark	Date	Pl. Pts.	Bonus	TOTAL
Scored bests come from CURRENT season								
400m	30	Charles JACOBS	SR	49.96		2/12/12	0.02	0.07 0.09
<b>Team Total</b>								<b>0.09</b>

**122**

**Anderson (Ind.)** ▼36  
Heartland Collegiate Athletic Conference

Event	Scrd As	Athlete	Yr	Scored Mark	Date	Pl. Pts.	Bonus	TOTAL
Scored bests come from CURRENT season								
60m	31	Tony JOHNSON	SO	7.01		2/11/12		0.09 0.09
<b>Team Total</b>								<b>0.09</b>

**122**

**Mississippi College** ▲ 1  
American Southwest Conference

Event	Scrd As	Athlete	Yr	Scored Mark	Date	Pl. Pts.	Bonus	TOTAL
Scored bests come from CURRENT season								
60m	31	Demarcus SPEIGHT	SO	7.01c	6.52(55)	2/4/12		0.09 0.09
<b>Team Total</b>								<b>0.09</b>

**124**

**Augsburg** ▲ 1  
Minnesota Intercollegiate Athletic Conference

Event	Scrd As	Athlete	Yr	Scored Mark	Date	Pl. Pts.	Bonus	TOTAL
Scored bests come from CURRENT season								
60m	35	Rick WOLKE	JR	7.02		2/11/12	0.04	0.04
<b>Team Total</b>								<b>0.04</b>

"Scrd As", short for "Scored As", Standing used for place points portion of performance's score combining preseason data (when applied) to current season data

Numbers in BLACK are both the performance's actual NCAA rank AND "scored as" rank Numbers in RED indicate actual NCAA rank does not exist or is worse than "scored as" rank Numbers in BLUE indicate actual NCAA rank is better than "scored as" rank

USTFCCCA Non-Member Non-Member Schools Will NOT be ranked, beginning Week 2



# USTFCCCA NCAA Division III National Team Rankings

## 2012 Indoor Track & Field, Week #4

as of 2/13/2012 5:29:56 PM

D

denotes multiple-event rule in affect

Only those who score >0.01 pts are shown

### MEN

# 124



## Millikin

▲ 1

College Conference of Illinois & Wisconsin

Event	Scrd As	Athlete	Yr	Scored Mark	Date	Pl. Pts.	Bonus	TOTAL
-------	---------	---------	----	-------------	------	----------	-------	-------

Scored bests come from CURRENT season

▶ 60m	35	Carleston ACRES	SR	7.02	1/21/12	0.04		0.04
-------	----	-----------------	----	------	---------	------	--	------

**Team Total 0.04**

# 126



## Johns Hopkins

▼ 1

Centennial Conference

Event	Scrd As	Athlete	Yr	Scored Mark	Date	Pl. Pts.	Bonus	TOTAL
-------	---------	---------	----	-------------	------	----------	-------	-------

Scored bests come from CURRENT season

▶ TJ	30	Alex JEBB	SO	13.90m	45-7½	12/3/11	0.02	0.00 0.02
------	----	-----------	----	--------	-------	---------	------	-----------

**Team Total 0.02**

# 127



## Muhlenberg

▼ 73

Centennial Conference

Event	Scrd As	Athlete	Yr	Scored Mark	Date	Pl. Pts.	Bonus	TOTAL
-------	---------	---------	----	-------------	------	----------	-------	-------

Scored bests come from CURRENT season

▶ 400m	33	Peter RICE	SR	50.06cb	49.56	2/10/12	0.02	0.02
--------	----	------------	----	---------	-------	---------	------	------

**Team Total 0.02**

"Scrd As", short for "Scored As", Standing used for place points portion of performance's score combining preseason data (when applied) to current season data

Numbers in BLACK are both the performance's actual NCAA rank AND "scored as" rank Numbers in RED indicate actual NCAA rank does not exist or is worse than "scored as" rank Numbers in BLUE indicate actual NCAA rank is better than "scored as" rank

USTFCCCA Non-Member

Non-Member Schools Will NOT be ranked, beginning Week 2



# USTFCCCA NCAA Division III National Team Rankings

## 2012 Indoor Track & Field, Week #4



as of 2/13/2012 5:29:56 PM


**D**

denotes multiple-event rule in affect

Only those who score >0.01 pts are shown

### WOMEN

I  Wartburg 									
Iowa Intercollegiate Athletic Conference									
Event	Scrd As	Athlete	Yr	Scored Mark		Date	Pl. Pts.	Bonus	TOTAL
Scored bests come from CURRENT season									
▶ 60m	4	Faith BURT	SR	7.74		2/3/12	14	1.41	15.41
▶ 60m	5	Nevada MORRISON	SR	7.78		1/27/12	12	0.95	12.95
▶ 60m	18	Skye MORRISON	SR	7.87		2/3/12	0.7	0.26	0.96
▶ 60m	27	Briana BIVINS	FR	7.91		2/11/12	0.15	0.11	0.26
▶ 400m	3	Nevada MORRISON	SR	56.35		2/3/12	16	2.22	18.22
▶ 400m	6	Skye MORRISON	SR	56.71c OT	56.21	2/9/12	10	1.65	11.65
▶ 400m	11	Kendra KREGEL	JR	57.66		2/3/12	4	0.54	4.54
▶ 400m	19	Faith BURT	SR	58.38c OT	57.88	2/9/12	0.6	0.17	0.77
▶ Mile	11	Laura SIGMUND	SR	5:02.09		2/3/12	4	0.54	4.54
▶ Mile	21	Emily EIMERS	SR	5:05.82		2/3/12	0.45	0.00	0.45
▶ 5000m	2	Laura SIGMUND	SR	16:59.18c OT	16:53.98	2/9/12	18	2.84	20.84
▶ 5000m	5	Alana ENABNIT	FR	17:10.95c OT	17:05.75	2/9/12	12	1.57	13.57
▶ H60m	1	Camesha GOODS	SO	8.79		2/9/12	20	2.27	22.27
▶ H60m	20	Tashina MCALLISTER	SO	9.14		2/3/12	0.5	0.18	0.68
▶ 4x400	1	Morrison, Burt, Kregel, Morrison		3:45.82c OT	3:43.82	2/9/12	20	5.79	25.79
▶ DMR	6	Cochrane, Adkins, Eimers		12:08.52c OT	12:04.52	2/9/12	6	1.03	7.03
▶ LJ	1	Skye MORRISON	SR	6.17m	20-3	2/3/12	20	6.56	26.56
▶ TJ	2	Skye MORRISON	SR	12.13m	39-9½	1/20/12	18	3.44	21.44
▶ TJ	7	Monique DAVISSON	JR	11.48m	37-8	1/13/12	8	0.81	8.81
▶ SP	2	Britlyn SIECK	JR	14.14m	46-4½	2/11/12	18	2.84	20.84
▶ SP	6	Sarah HOFFMANN	SR	13.78m	45-2½	2/11/12	10	1.77	11.77
▶ SP	14	Kayla HEMANN	FR	13.04m	42-9½	2/3/12	1.5	0.29	1.79
▶ PENT	6	Camesha GOODS	SO	3,251		2/3/12	10	1.11	11.11
Team Total								262.25	

2		 UW-Oshkosh		unch				
Wisconsin Intercollegiate Athletic Conference								
Event	Scrd As	Athlete	Yr	Scored Mark	Date	Pl. Pts.	Bonus	TOTAL
Scored bests come from CURRENT season								
▶ 60m	23	Brittni WIRTZ	FR	7.88	2/10/12	0.35	0.22	0.57
▶ 800m	1	Christy CAZZOLA	JR	2:09.80	2/10/12	20	3.21	23.21
▶ Mile	1	Christy CAZZOLA	JR	4:52.77	1/27/12	20	3.55	23.55
▶ 5000m	15	Christy CAZZOLA	JR	17:28.00	1/20/12	1	0.36	1.36
▶ PV	3	Danielle CARRIGAN	SR	3.81m 12-6	2/4/12	16	1.93	17.93
▶ PV	6	Lisha HANSON	SR	3.71m 12-2	2/4/12	10	1.05	11.05
▶ SP	1	Breanna STRUPP	JR	14.53m 47-8	1/27/12	20	4.15	24.15
▶ SP	7	Abby MARTIN	SO	13.61m 44-8	1/27/12	8	1.38	9.38
▶ SP	15	Alexia CHILD	SR	12.92m 42-4½	2/10/12	1	0.15	1.15
▶ WT	3	Alexia CHILD	SR	18.07m 59-3½	2/10/12	16	2.86	18.86
▶ WT	5	Samantha LOEW	JR	17.60m 57-9	1/27/12	12	1.92	13.92
▶ WT	8	Breanna STRUPP	JR	16.84m 55-3	2/10/12	7	0.64	7.64
▶ WT	17	Kayla OBERSTADT	JR	16.23m 53-3	2/10/12	0.8	0.00	0.80
▶ WT	22	Melanie BRICKNER	FR	15.98m 52-5½	1/14/12	0.4	0.00	0.40
Scored bests come from PRE-SEASON DATA								
▶ PENT	24	Sadie SAWALL	SR	3,005	3/4/11	0.3	0.00	0.30
Team Total								154.28

"Scrd As", short for "Scored As", Standing used for place points portion of performance's score combining preseason data (when applied) to current season data

Numbers in BLACK are both the performance's actual NCAA rank AND "scored as" rank Numbers in RED indicate actual NCAA rank does not exist or is worse than "scored as" rank Numbers in BLUE indicate actual NCAA rank is better than "scored as" rank

USTFCCCA Non-Member

Non-Member Schools Will NOT be ranked, beginning Week 2





# USTFCCCA NCAA Division III National Team Rankings

## 2012 Indoor Track & Field, Week #4

as of 2/13/2012 5:29:56 PM

**D** denotes multiple-event rule in affect  
Only those who score >0.01 pts are shown

### WOMEN

3



MIT

New England Women's & Men's Athletic Conferen

▲ 3

Event	Scrd As	Athlete	Yr	Scored Mark	Date	Pl. Pts.	Bonus	TOTAL
Scored bests come from CURRENT season								
▶ 400m	4	Portia JONES	SR	56.50cb	56.10	1/27/12	14 1.98	15.98
▶ 400m	9	Jamie SIMMONS	SR	57.41cb	57.01	1/27/12	6 0.80	6.80
▶ 400m	30	Madeleine BAIREY	FR	59.09cb	58.69	2/10/12	0.02 0.00	0.02
▶ 800m	24	Louise VAN DEN HEUVEL	SO	2:17.56cb	2:17.06	2/10/12	0.3 0.00	0.30
▶ 800m	30	Cindy HUANG	FR	2:17.93cb	2:17.43	2/10/12	0.02 0.00	0.02
▶ Mile	9	Louise VAN DEN HEUVEL	SO	5:00.97cb	5:00.07	2/3/12	6 0.79	6.79
▶ 5000m	12	Elaine MCVAY	FR	17:24.72cb	17:21.42	1/27/12	3 0.51	3.51
▶ H60m	3	Portia JONES	SR	8.82		1/21/12	16 1.99	17.99
▶ H60m	16	Jacqueline BREW	SO	9.12		2/3/12	0.9 0.24	1.14
▶ 4x400	3	Simmons, Brew, Bairey, Jones		3:52.58cb	3:50.98	2/10/12	14 2.78	16.78
▶ DMR	2	Huang, Gross, Simmons, van den Heuvel		11:53.83cb	11:51.33	2/10/12	17 3.53	20.53
▶ PV	9	Lauren KUNTZ	JR	3.65m	11-11½	2/3/12	6 0.61	6.61
▶ LJ	28	Jacqueline BREW	SO	5.36m	17-7	1/21/12	0.1 0.00	0.10
Team Total								96.57

4



Washington (Mo.)

University Athletic Association

▲ 3

Event	Scrd As	Athlete	Yr	Scored Mark	Date	Pl. Pts.	Bonus	TOTAL
Scored bests come from CURRENT season								
▶ 800m	3	Erica JACKEY	SR	2:10.69		2/3/12	16 2.63	18.63
▶ 800m	22	Liz PHILLIPS	SR	2:17.09		1/21/12	0.4 0.04	0.44
▶ Mile	5	Liz PHILLIPS	SR	4:57.90		2/11/12	12 1.74	13.74
▶ Mile	7	Erica JACKEY	SR	4:59.21		1/28/12	8 1.29	9.29
▶ 5000m	11	Lucy CHEADLE	FR	17:22.79		2/11/12	4 0.65	4.65
▶ 5000m	24	Molly WAWRZYNIAK	SR	17:43.03		2/11/12	0.3 0.00	0.30
▶ DMR	16	Cheadle, Stocking, Barron, Phillips		12:25.28		1/21/12	0.4 0.00	0.40
▶ HJ	6	Jasmine WILLIAMS	SO	1.68m	5-6	2/11/12	10 0.75	10.75
▶ PV	3	Anna ETHERINGTON	SO	3.81m	12-6	2/3/12	16 1.93	17.93
Team Total								76.13

5



Williams

New England Small College Athletic Conference

▼ 2

Event	Scrd As	Athlete	Yr	Scored Mark	Date	Pl. Pts.	Bonus	TOTAL
Scored bests come from CURRENT season								
▶ 400m	26	Hillary HIGGS	SR	58.83cb	58.43	2/10/12	0.2 0.00	0.20
▶ Mile	3	Brianne MIRECKI	SO	4:57.09cb	4:56.19	2/10/12	16 2.03	18.03
▶ Mile	27	Anna SPIERS	FR	5:06.95		1/14/12	0.15 0.00	0.15
▶ 5000m	1	Chiara DEL PICCOLO	SO	16:57.98		12/3/11	20 2.97	22.97
▶ H60m	27	Tanasia HOFFLER	JR	9.17		2/4/12	0.15 0.09	0.24
▶ PV	8	Jenna ADAMS	SO	3.68m	12-¾	2/4/12	7 0.83	7.83
▶ TJ	5	Tanasia HOFFLER	JR	11.77m	38-7½	2/11/12	12 1.78	13.78
▶ WT	6	Amina AVRIL	SO	17.35m	56-11¼	2/4/12	10 1.50	11.50
Team Total								74.71

6



Methodist

USA South Athletic Conference

▼ 1

Event	Scrd As	Athlete	Yr	Scored Mark	Date	Pl. Pts.	Bonus	TOTAL
Scored bests come from CURRENT season								
▶ 60m	3	Ashlynn CHAVIS	JR	7.70		1/27/12	16 1.88	17.88
▶ 60m	5	Bria WILSON	FR	7.78		1/27/12	12 0.95	12.95
▶ 60m	12	Ruby BLACKWELL	JR	7.84		1/21/12	3 0.49	3.49
▶ H60m	6	Brittanie MORRIS	SO	8.87		1/27/12	10 1.52	11.52
▶ LJ	3	Ashlynn CHAVIS	JR	5.71m	18-9	2/4/12	16 1.70	17.70
▶ LJ	15	Bria WILSON	FR	5.51m	18-1	1/21/12	1 0.20	1.20
Team Total								64.73

7



Illinois Wesleyan

College Conference of Illinois & Wisconsin

▼ 3

Event	Scrd As	Athlete	Yr	Scored Mark	Date	Pl. Pts.	Bonus	TOTAL
Scored bests come from CURRENT season								
▶ 400m	2	Lauren ALPERT	SR	56.21		1/28/12	18 2.45	20.45
▶ 400m	16	Jessica CHRISTY	SR	58.21		1/21/12	0.9 0.25	1.15
▶ 400m	25	Allie BOUDREAU	FR	58.81		1/21/12	0.25 0.00	0.25
▶ 800m	6	Tara CLEMENS	JR	2:12.87		2/3/12	10 1.42	11.42
▶ 4x400	4	Christy, Boudreau, Clemens, Alpert		3:53.89		2/3/12	11 2.22	13.22
▶ HJ	14	Gabrielle JOHNSON	SR	1.65m	5-5	1/14/12	1.5 0.20	1.70
▶ PV	27	Meridith BEIRD	FR	3.39m	11-1½	2/11/12	0.15 0.00	0.15
▶ LJ	5	Lauren ALPERT	SR	5.68m	18-7¾	2/11/12	12 1.38	13.38
Team Total								61.71

"Scrd As", short for "Scored As", Standing used for place points portion of performance's score combining preseason data (when applied) to current season data

Numbers in BLACK are both the performance's actual NCAA rank AND "scored as" rank Numbers in RED indicate actual NCAA rank does not exist or is worse than "scored as" rank Numbers in BLUE indicate actual NCAA rank is better than "scored as" rank

USTFCCCA Non-Member

Non-Member Schools Will NOT be ranked, beginning Week 2



# USTFCCCA NCAA Division III National Team Rankings

## 2012 Indoor Track & Field, Week #4

as of 2/13/2012 5:29:57 PM

**D** denotes multiple-event rule in affect  
Only those who score >0.01 pts are shown

### WOMEN

8



**UW-Whitewater**

Wisconsin Intercollegiate Athletic Conference

▲ 3

Event	Scrd As	Athlete	Yr	Scored Mark	Date	Pl. Pts.	Bonus	TOTAL
Scored bests come from CURRENT season								
H60m	27	Shelby DEMOS	JR	9.17	2/10/12	0.15	0.09	0.24
HJ	1	Shelby DEMOS	JR	1.80m	5-10%	1/21/12	20	4.70 24.70
HJ	6	Lauren STROHMAIER	JR	1.68m	5-6	1/21/12	10	0.75 10.75
PV	22	Loryn KRESSIN	JR	3.45m	11-3%	2/10/12	0.4	0.00 0.40
LJ	11	Lexie SONDEGROTH	FR	5.55m	18-2%	1/14/12	4	0.36 4.36
Scored bests come from PRE-SEASON DATA								
PENT	2	JoLyn OWEN	JR	3,353	2/25/11	18	2.44	20.44
Team Total								60.90

10



**Buffalo State**

State University of New York Athletic Conference

▲ 13

Event	Scrd As	Athlete	Yr	Scored Mark	Date	Pl. Pts.	Bonus	TOTAL
Scored bests come from CURRENT season								
60m	1	Erica JOHNSON	SR	7.55	12/2/11	20	3.69	23.69
60m	10	Sasha HENRY	JR	7.81	1/27/12	5	0.72	5.72
60m	18	Jazmin DUNHAM	SO	7.87	1/27/12	0.7	0.26	0.96
H60m	2	Jazmin DUNHAM	SO	8.80	2/10/12	18	2.18	20.18
LJ	27	Jessica WALKER	SR	5.37m	17-7%	2/10/12	0.15	0.00 0.15
TJ	10	Jessica WALKER	SR	11.37m	37-3%	12/2/11	5	0.44 5.44
TJ	23	Shatima BROWN	FR	11.13m	36-6%	1/20/12	0.35	0.00 0.35
Team Total								56.49

9



**Ithaca**

Empire 8 Athletic Conference

▲ 4

Event	Scrd As	Athlete	Yr	Scored Mark	Date	Pl. Pts.	Bonus	TOTAL
Scored bests come from CURRENT season								
H60m	11	Emma DEWART	SR	8.98	2/4/12	4	0.73	4.73
DMR	13	Rick, Spirito, Wright, Baumbach		12:20.22cb	12:17.72	2/10/12	0.7	0.00 0.70
HJ	6	Emma DEWART	SR	1.68m	5-6	1/28/12	10	0.75 10.75
HJ	23	Amanda RISSMEYER	JR	1.63m	5-4%	1/28/12	0.35	0.00 0.35
LJ	4	Emma DEWART	SR	5.70m	18-8%	1/28/12	14	1.59 15.59
WT	23	Jessica HOFFNER	SR	15.95m	52-4	2/4/12	0.35	0.00 0.35
PENT	1	Emma DEWART	SR	3,578	2/4/12	20	5.82	25.82
Scored bests come from PRE-SEASON DATA								
PENT	30	Amanda RISSMEYER	JR	2,963	3/4/11	0.02	0.00	0.02
Team Total								58.31

11



**Illinois College**

Midwest Conference

▼ 3

Event	Scrd As	Athlete	Yr	Scored Mark	Date	Pl. Pts.	Bonus	TOTAL
Scored bests come from CURRENT season								
H60m	10	Melissa NORVILLE	JR	8.97	2/4/12	5	0.79	5.79
LJ	2	Melissa NORVILLE	JR	5.81m	19-%	2/11/12	18	2.76 20.76
TJ	1	Melissa NORVILLE	JR	12.18m	39-11%	1/21/12	20	3.69 23.69
PENT	15	Megan STRINGER	JR	3,113	2/3/12	1	0.16	1.16
Team Total								51.40

12



**Monmouth (Ill.)**

Midwest Conference

▼ 2

Event	Scrd As	Athlete	Yr	Scored Mark	Date	Pl. Pts.	Bonus	TOTAL
Scored bests come from CURRENT season								
H60m	30	Alexa ALLEN	SO	9.19	2/11/12	0.02	0.04	0.06
HJ	14	Emily TYUMA	SO	1.65m	5-5	1/21/12	1.5	0.20 1.70
TJ	26	Bailey JACKSON	SO	11.10m	36-5	2/11/12	0.2	0.00 0.20
SP	5	Allison DEVOR	JR	13.81m	45-3%	2/11/12	12	1.83 13.83
SP	9	Raven ROBINSON	SO	13.19m	43-3%	2/4/12	6	0.46 6.46
SP	10	Kayla CORZINE	JR	13.18m	43-3	2/11/12	5	0.45 5.45
SP	22	Amanda STREETER	SR	12.71m	41-8%	2/11/12	0.4	0.00 0.40
WT	2	Allison DEVOR	JR	18.32m	60-1%	2/4/12	18	3.48 21.48
WT	18	Raven ROBINSON	SO	16.15m	53-0	2/11/12	0.7	0.00 0.70
WT	29	Amanda STREETER	SR	15.76m	51-8%	2/11/12	0.05	0.00 0.05
Team Total								50.32

"Scrd As", short for "Scored As", Standing used for place points portion of performance's score combining preseason data (when applied) to current season data

Numbers in BLACK are both the performance's actual NCAA rank AND "scored as" rank Numbers in RED indicate actual NCAA rank does not exist or is worse than "scored as" rank Numbers in BLUE indicate actual NCAA rank is better than "scored as" rank

USTFCCCA Non-Member

Non-Member Schools Will NOT be ranked, beginning Week 2



# USTFCCCA NCAA Division III National Team Rankings

## 2012 Indoor Track & Field, Week #4

as of 2/13/2012 5:29:57 PM

**D** denotes multiple-event rule in affect  
Only those who score >0.01 pts are shown

### WOMEN

# 13



## Ramapo

New Jersey Athletic Conference

▼ 1

Event	Scrd As	Athlete	Yr	Scored Mark	Date	Pl. Pts.	Bonus	TOTAL
Scored bests come from CURRENT season								
▶ 60m	23	Anita ROGERS	JR	7.88	2/10/12	0.35	0.22	0.57
▶ 400m	29	Chelsea CLARK	SO	59.08cb	2/10/12	0.05	0.00	0.05
▶ 4x400	17	Clark, Walsh, Herrick, Jacob		4:01.62cb	4:00.02	2/10/12	0.3	0.05
▶ PV	5	Michelle FAVRE	JR	3.80m	12-5%	2/3/12	12	1.82
▶ PV	28	Danielle WANKMULLER	FR	3.38m	11-1	1/21/12	0.1	0.00
▶ LJ	5	Anita ROGERS	JR	5.68m	18-7%	1/26/12	12	1.38
▶ TJ	4	Anita ROGERS	JR	11.94m	39-2%	1/14/12	14	2.50
Scored bests come from PRE-SEASON DATA								
▶ PENT	12	Maura BURKE	SR	3,150	2/12/11	3	0.35	3.35
Team Total								48.13

# 14



## Middlebury

New England Small College Athletic Conference

▼ 5

Event	Scrd As	Athlete	Yr	Scored Mark	Date	Pl. Pts.	Bonus	TOTAL
Scored bests come from CURRENT season								
▶ 400m	22	Juliet RYAN-DAVIS	JR	58.75cb	58.35	2/10/12	0.4	0.00
▶ 800m	7	Margo CRAMER	SR	2:13.91cb	2:13.41	2/10/12	8	0.98
▶ 800m	17	Juliet RYAN-DAVIS	SO	2:16.18cb	2:15.68	1/27/12	0.8	0.22
▶ Mile	8	Margo CRAMER	JR	5:00.26cb	4:59.36	1/27/12	7	0.95
▶ Mile	12	Addie TOUSLEY	SO	5:02.16		2/4/12	3	0.52
▶ DMR	1	Tousley, Fanning, Ryan-Davis, Cramer		11:42.50cb	11:40.00	2/10/12	20	5.61
▶ HJ	23	Laura STROM	FR	1.63m	5-4%	2/4/12	0.35	0.00
Team Total								47.83

# 15



## SUNY Oneonta

State University of New York Athletic Conference

▲ 1

Event	Scrd As	Athlete	Yr	Scored Mark	Date	Pl. Pts.	Bonus	TOTAL
Scored bests come from CURRENT season								
▶ 800m	12	Lauren BRUNETTO	SR	2:15.25cb	2:14.75	2/10/12	3	0.43
▶ HJ	5	Kacy BOBURKA	JR	1.70m	5-7	12/3/11	12	1.22
▶ WT	1	Sarah TIMMONS	SR	18.40m	60-4%	2/4/12	20	3.67
Team Total								40.33

# 16



## Lehman

City University of New York Athletic Conference

▲ 16

Event	Scrd As	Athlete	Yr	Scored Mark	Date	Pl. Pts.	Bonus	TOTAL
Scored bests come from CURRENT season								
▶ 60m	2	Tobi ALLI	SO	7.68	1/6/12	18	2.12	20.12
▶ H60m	23	Shantay BECCAN	FR	9.15	1/13/12	0.35	0.15	0.50
▶ LJ	19	Tobi ALLI	SO	5.45m	17-10%	1/6/12	0.6	0.00
▶ LJ	24	Jasmine SPRINGER	JR	5.39m	17-8%	2/4/12	0.3	0.00
▶ TJ	3	Jasmine SPRINGER	JR	11.97m	39-3%	2/11/12	16	2.65
Team Total								40.17

# 17



## Franklin & Marshall

Centennial Conference

▲ 24

Event	Scrd As	Athlete	Yr	Scored Mark	Date	Pl. Pts.	Bonus	TOTAL
Scored bests come from CURRENT season								
▶ 800m	4	Sheena CRAWLEY	JR	2:11.48	2/11/12	14	2.12	16.12
▶ Mile	2	Sheena CRAWLEY	JR	4:54.66cb	4:53.76	1/27/12	18	2.88
Team Total								37.00

# 18



## Wheaton (Mass.)

New England Women's & Men's Athletic Conferen

▲ 1

Event	Scrd As	Athlete	Yr	Scored Mark	Date	Pl. Pts.	Bonus	TOTAL
Scored bests come from CURRENT season								
▶ 400m	8	Ashante LITTLE	SO	57.09cb	56.69	2/10/12	7	1.14
▶ H60m	5	Didi JUSME	SR	8.86	1/21/12	12	1.62	13.62
▶ 4x400	9	Jusme, Scannell, Little, Cardarelli		3:59.01cb	3:57.41	2/3/12	2	0.63
▶ HJ	23	Mollie LANE	SO	1.63m	5-4%	1/27/12	0.35	0.00
▶ TJ	6	Ashley DELL'AIRA	SR	11.73m	38-6	2/10/12	10	1.65
▶ WT	28	Tope WAHEED	SR	15.84m	51-11%	1/27/12	0.1	0.00
Team Total								36.48

"Scrd As", short for "Scored As", Standing used for place points portion of performance's score combining preseason data (when applied) to current season data

Numbers in BLACK are both the performance's actual NCAA rank AND "scored as" rank Numbers in RED indicate actual NCAA rank does not exist or is worse than "scored as" rank Numbers in BLUE indicate actual NCAA rank is better than "scored as" rank

USTFCCCA Non-Member

Non-Member Schools Will NOT be ranked, beginning Week 2



# USTFCCCA NCAA Division III National Team Rankings

## 2012 Indoor Track & Field, Week #4

as of 2/13/2012 5:29:57 PM

**D** denotes multiple-event rule in affect  
Only those who score >0.01 pts are shown

### WOMEN

# 19



## Nebraska Wesleyan

Great Plains Athletic Conference

▲ 2

Event	Scrd As	Athlete	Yr	Scored Mark	Date	Pl. Pts.	Bonus	TOTAL
Scored bests come from CURRENT season								
5000m	22	Hannah KINBERG	SR	17:41.00cb 17:37.70	1/20/12	0.4	0.00	0.40
5000m	28	Malaina HUEBERT	SR	17:46.71	2/11/12	0.1	0.00	0.10
H60m	25	Katie SCHOEN	SR	9.16c 8.52(55)	2/4/12	0.25	0.12	0.37
HJ	4	Katie SCHOEN	SR	1.71m 5-7¼	2/11/12	14	1.54	15.54
SP	4	Deanna DIRKSCHNEIDER	JR	13.84m 45-5	1/27/12	14	1.90	15.90
SP	18	Bailey SOUCIE	JR	12.88m 42-3¼	2/4/12	0.7	0.10	0.80
SP	28	Brittany EDSON	FR	12.58m 41-3¼	2/11/12	0.1	0.00	0.10
Team Total								33.22

# 22



## Birmingham-Southern

Southern Collegiate Athletic Conference

▲ 35

Event	Scrd As	Athlete	Yr	Scored Mark	Date	Pl. Pts.	Bonus	TOTAL
Scored bests come from CURRENT season								
60m	5	Tiarra GOODE	SO	7.78c 7.22(55)	2/4/12	12	0.95	12.95
800m	8	Jessica THORNTON	JR	2:13.99cb 2:13.49	2/9/12	7	0.95	7.95
Mile	24	Jessica THORNTON	JR	5:06.71cb 5:05.81	2/9/12	0.3	0.00	0.30
H60m	7	Tiarra GOODE	SO	8.89c 8.27(55)	2/4/12	8	1.34	9.34
Team Total								30.53

# 23



## UW-La Crosse

Wisconsin Intercollegiate Athletic Conference

▲ 1

Event	Scrd As	Athlete	Yr	Scored Mark	Date	Pl. Pts.	Bonus	TOTAL
Scored bests come from CURRENT season								
60m	12	Rebecca SCHMIDT	JR	7.84	2/10/12	3	0.49	3.49
60m	18	Hannah MUELLER	SO	7.87c 7.31(55)	1/20/12	0.7	0.26	0.96
400m	17	Claire ELLIOT	FR	58.25	2/10/12	0.8	0.23	1.03
400m	18	Caitlin WIPPERMANN	SR	58.28	2/10/12	0.7	0.22	0.92
400m	27	Jenna HALVORSON	SO	58.89	2/10/12	0.15	0.00	0.15
4x400	2	Wippermann, Halvorson, Elliot, Scheuermann		3:52.56	2/3/12	17	2.79	19.79
HJ	14	Kayla ASHLAND	SO	1.65m 5-5	2/3/12	1.5	0.20	1.70
HJ	23	Megan MARFILIUS	JR	1.63m 5-4¼	1/20/12	0.35	0.00	0.35
TJ	26	Hannah MUELLER	SO	11.10m 36-5	2/3/12	0.2	0.00	0.20
WT	21	Nicole FLACKEY	JR	15.99m 52-5½	2/3/12	0.45	0.00	0.45
Team Total								29.03

# 24



## McMurry

American Southwest Conference

▲ 38

Event	Scrd As	Athlete	Yr	Scored Mark	Date	Pl. Pts.	Bonus	TOTAL
Scored bests come from CURRENT season								
H60m	19	Kristen JOHNSON	FR	9.13cA 8.47(55)	1/13/12	0.6	0.21	0.81
4x400	14	Doughty, Villarreal, Oviedo, Coleman		4:00.88	2/11/12	0.6	0.15	0.75
HJ	10	Kristen JOHNSON	FR	1.67m 5-5½	1/27/12	5	0.52	5.52
LJ	5	Shanita COLEMAN	SO	5.68m 18-7¼	2/11/12	12	1.38	13.38
LJ	8	Tiana ALEXANDER	FR	5.60m 18-4¼	2/11/12	7	0.72	7.72
Team Total								28.18

# 20



## Bowdoin

New England Small College Athletic Conference

▲ 22

Event	Scrd As	Athlete	Yr	Scored Mark	Date	Pl. Pts.	Bonus	TOTAL
Scored bests come from CURRENT season								
400m	1	Elsa MILLETT	SR	56.08cb 55.68	2/10/12	20	2.66	22.66
Mile	18	Chantal CROTEAU	SR	5:04.90cb 5:04.00	2/10/12	0.7	0.09	0.79
5000m	27	Olivia MACKENZIE	JR	17:44.57	2/3/12	0.15	0.00	0.15
PV	11	Erin SILVA	FR	3.58m 11-9	1/28/12	4	0.32	4.32
Scored bests come from PRE-SEASON DATA								
PENT	11	Annie HUYLER	SR	3,189	3/4/11	4	0.56	4.56
Team Total								32.48

# 21



## Mount Union

Ohio Athletic Conference

▲ 17

Event	Scrd As	Athlete	Yr	Scored Mark	Date	Pl. Pts.	Bonus	TOTAL
Scored bests come from CURRENT season								
60m	10	Mary MAHONEY	JR	7.81	1/21/12	5	0.72	5.72
400m	5	Mary MAHONEY	JR	56.51	2/11/12	12	1.97	13.97
800m	13	Emily MAZZAFERRI	SO	2:15.31	2/11/12	2	0.41	2.41
H60m	8	Taylor KRING	SO	8.91	12/9/11	7	1.16	8.16
4x400	11	Kring, Mazzaferri, Herman, Mahoney		4:00.01c OT 3:58.01	1/21/12	0.9	0.36	1.26
SP	19	Aubree JONES	SR	12.80m 42-0	2/4/12	0.6	0.01	0.61
Team Total								32.11

"Scrd As", short for "Scored As", Standing used for place points portion of performance's score combining preseason data (when applied) to current season data

Numbers in BLACK are both the performance's actual NCAA rank AND "scored as" rank Numbers in RED indicate actual NCAA rank does not exist or is worse than "scored as" rank Numbers in BLUE indicate actual NCAA rank is better than "scored as" rank

USTFCCCA Non-Member

Non-Member Schools Will NOT be ranked, beginning Week 2



# USTFCCCA NCAA Division III National Team Rankings

## 2012 Indoor Track & Field, Week #4

as of 2/13/2012 5:29:58 PM

**D** denotes multiple-event rule in affect  
Only those who score >0.01 pts are shown

### WOMEN

25



**Marietta**

Ohio Athletic Conference

▲ 10

Event	Scrd As	Athlete	Yr	Scored Mark	Date	Pl.	Pts.	Bonus	TOTAL
Scored bests come from CURRENT season									
HJ	23	Ashley BAULT	SR	1.63m	5-4¼	2/11/12	0.35	0.00	0.35
LJ	9	Ashley BAULT	SR	5.56m	18-3	2/11/12	6	0.43	6.43
TJ	12	Ashley BAULT	SR	11.34m	37-2½	2/11/12	3	0.33	3.33
PENT	3	Ashley BAULT	SR	3,327		12/10/11	16	2.05	18.05
Team Total									28.16

26



**Moravian**

Landmark Conference

▼ 4

Event	Scrd As	Athlete	Yr	Scored Mark	Date	Pl.	Pts.	Bonus	TOTAL
Scored bests come from CURRENT season									
PV	2	Abigail SCHAFFER	SR	3.90m	12-9½	2/10/12	18	2.91	20.91
PV	22	Allison VANEK	SO	3.45m	11-3¾	2/10/12	0.4	0.00	0.40
TJ	9	Micah LEONARD	JR	11.41m	37-5¾	2/12/12	6	0.57	6.57
Team Total									27.88

27



**SUNY Cortland**

State University of New York Athletic Conference

▲ 29

Event	Scrd As	Athlete	Yr	Scored Mark	Date	Pl.	Pts.	Bonus	TOTAL
Scored bests come from CURRENT season									
Mile	6	Jordyn NAYLON	JR	4:58.90cb	4:58.00	2/10/12	10	1.40	11.40
5000m	6	Alyson DALTON	SR	17:14.32cb	17:11.02	2/10/12	10	1.24	11.24
4x400	20	VanderVeen, Montrose, Reilly, Grable		4:02.47cb	4:00.87	2/10/12	0.05	0.00	0.05
DMR	10	Tozser, Montrose, Reilly, Naylor		12:11.52cb	12:09.02	2/10/12	1	0.68	1.68
HJ	14	Taylor HUDSON	FR	1.65m	5-5	2/4/12	1.5	0.20	1.70
LJ	17	Sarah BONNELL	SO	5.47m	17-11½	2/4/12	0.8	0.05	0.85
PENT	26	Taylor HUDSON	FR	2,995		2/11/12	0.2	0.00	0.20
Scored bests come from PRE-SEASON DATA									
PENT	25	Nicole SCHAFER	JR	2,998		3/4/11	0.25	0.00	0.25
Team Total									27.37

28



**UW-Eau Claire**

Wisconsin Intercollegiate Athletic Conference

▼ 14

Event	Scrd As	Athlete	Yr	Scored Mark	Date	Pl.	Pts.	Bonus	TOTAL
Scored bests come from CURRENT season									
400m	13	Talisa EMBERTS	SR	58.10		2/10/12	2	0.31	2.31
H60m	20	Kim MIRESE	SR	9.14c	8.50(55)	2/10/12	0.5	0.18	0.68
4x400	18	Greenup, Patterson, Rouse, Emberts		4:01.98		2/3/12	0.2	0.00	0.20
HJ	3	Julia BARANEK	SR	1.72m	5-7¾	2/3/12	16	1.89	17.89
TJ	23	Julia BARANEK	SR	11.13m	36-6¼	2/3/12	0.35	0.00	0.35
WT	11	Brittany FREDERICK	SR	16.71m	54-10	2/3/12	4	0.42	4.42
PENT	17	Michelle BARANEK	SR	3,076		2/3/12	0.8	0.00	0.80
Team Total									26.66

29



**Linfield**

Northwest Conference

▲ 4

Event	Scrd As	Athlete	Yr	Scored Mark	Date	Pl.	Pts.	Bonus	TOTAL
Scored bests come from CURRENT season									
PV	1	Catherine STREET	SR	4.20m	13-9¾	2/12/12	20	6.17	26.17
SP	29	Anna LABEAUME	SO	12.57m	41-3	1/13/12	0.05	0.00	0.05
Team Total									26.22

30



**Coe**

Iowa Intercollegiate Athletic Conference

▼ 10

Event	Scrd As	Athlete	Yr	Scored Mark	Date	Pl.	Pts.	Bonus	TOTAL
Scored bests come from CURRENT season									
400m	12	Keelie FINNEL	JR	57.72		1/14/12	3	0.51	3.51
800m	2	Keelie FINNEL	JR	2:10.24		2/3/12	18	2.92	20.92
Team Total									24.42

"Scrd As", short for "Scored As", Standing used for place points portion of performance's score combining preseason data (when applied) to current season data

Numbers in BLACK are both the performance's actual NCAA rank AND "scored as" rank Numbers in RED indicate actual NCAA rank does not exist or is worse than "scored as" rank Numbers in BLUE indicate actual NCAA rank is better than "scored as" rank

USTFCCCA Non-Member

Non-Member Schools Will NOT be ranked, beginning Week 2





# USTFCCCA NCAA Division III National Team Rankings

## 2012 Indoor Track & Field, Week #4

as of 2/13/2012 5:29:58 PM

**D** denotes multiple-event rule in affect  
Only those who score >0.01 pts are shown

### WOMEN

# 31



## Christopher Newport unch

USA South Athletic Conference

Event	Scrd As	Athlete	Yr	Scored Mark		Date	Pl. Pts.	Bonus	TOTAL
Scored bests come from CURRENT season									
▶ 800m	15	Dira HANSEN	SR	2:15.91		2/4/12	1	0.28	1.28
▶ HJ	10	Jenna ELLIOTT	SO	1.67m	5-5½	1/27/12	5	0.52	5.52
▶ TJ	25	Dira HANSEN	SR	11.11m	36-5½	1/27/12	0.25	0.00	0.25
Scored bests come from PRE-SEASON DATA									
▶ PENT	4	Dira HANSEN	SR	3,309		3/2/11	14	1.78	15.78
Team Total									22.82

# 32



## Bates

# 45

New England Small College Athletic Conference

Event	Scrd As	Athlete	Yr	Scored Mark		Date	Pl. Pts.	Bonus	TOTAL
Scored bests come from CURRENT season									
▶ 800m	10	Elizabeth ARENS	JR	2:14.87cb	2:14.37	1/27/12	5	0.58	5.58
▶ 800m	25	Sarah FUSCO	FR	2:17.62cb	2:17.12	1/27/12	0.25	0.00	0.25
▶ Mile	25	Elizabeth ARENS	JR	5:06.74		1/20/12	0.25	0.00	0.25
▶ DMR	3	Nixon, Tobin, Fusco, Arens		11:59.42cb	11:56.92	2/10/12	14	2.52	16.52
Team Total									22.61

# 33



## Tufts

# 15

New England Small College Athletic Conference

Event	Scrd As	Athlete	Yr	Scored Mark		Date	Pl. Pts.	Bonus	TOTAL
Scored bests come from CURRENT season									
▶ Mile	23	Anya PRICE	JR	5:06.48cb	5:05.58	2/10/12	0.35	0.00	0.35
▶ 4x400	12	Corrigan, Collins, Pohl, Hieber		4:00.38cb	3:58.78	2/10/12	0.8	0.26	1.06
▶ DMR	20	Peterson, Bissonnette, Hieber, Price		12:28.46cb	12:25.96	2/10/12	0.05	0.00	0.05
▶ PV	13	Heather THEISS	SR	3.53m	11-7	1/21/12	2	0.13	2.13
▶ TJ	14	Nakeisha JONES	SR	11.27m	36-11½	2/4/12	1.5	0.19	1.69
▶ SP	12	Kelly ALLEN	JR	13.09m	42-11½	2/4/12	3	0.35	3.35
▶ WT	10	Kelly ALLEN	JR	16.80m	55-1½	1/14/12	5	0.57	5.57
▶ WT	25	Sabienne BRUTUS	JR	15.92m	52-2¾	2/11/12	0.25	0.00	0.25
▶ PENT	8	Jana HIEBER	SO	3,236		2/4/12	7	0.96	7.96
Team Total									22.41

# 34



## Rose-Hulman unch

Heartland Collegiate Athletic Conference

Event	Scrd As	Athlete	Yr	Scored Mark		Date	Pl. Pts.	Bonus	TOTAL
Scored bests come from CURRENT season									
▶ HJ	2	Elizabeth EVANS	JR	1.78m	5-10	1/14/12	18	4.00	22.00
▶ LJ	30	Elizabeth EVANS	JR	5.35m	17-6¾	2/3/12	0.02	0.00	0.02
Team Total								22.02	

# 35



## Keene State

# 9

Little East Conference

Event	Scrd As	Athlete	Yr	Scored Mark		Date	Pl. Pts.	Bonus	TOTAL
Scored bests come from CURRENT season									
▶ Mile	10	Maggie FITTER	JR	5:01.39cb	5:00.49	1/27/12	5	0.70	5.70
▶ Mile	20	Paige MILLS	JR	5:05.49		1/21/12	0.5	0.02	0.52
▶ 5000m	10	Paige MILLS	JR	17:20.27cb	17:16.97	1/27/12	5	0.82	5.82
▶ DMR	5	Mills, Escalante, Titus, Fitter		12:06.09cb	12:03.59	1/27/12	8	1.35	9.35
Team Total									21.39

# 36



## Montclair State

# 8

New Jersey Athletic Conference

Event	Scrd As	Athlete	Yr	Scored Mark		Date	Pl. Pts.	Bonus	TOTAL
Scored bests come from CURRENT season									
▶ 60m	30	Tanasia LINTON	FR	7.93c	7.36(55)	2/4/12	0.02	0.04	0.06
▶ 400m	10	Heather GEARITY	JR	57.63cb	57.23	1/27/12	5	0.57	5.57
▶ PENT	14	Heather GEARITY	JR	3,133		1/20/12	1.5	0.26	1.76
Scored bests come from PRE-SEASON DATA									
▶ PENT	5	Krystal ELLIS	SO	3,289		2/12/11	12	1.50	13.50
Team Total									20.89

# 37



## Salisbury unch

Capital Athletic Conference

Event	Scrd As	Athlete	Yr	Scored Mark	Date	Pl. Pts.	Bonus	TOTAL
Scored bests come from CURRENT season								
▶ SP	3	Chelsea TAVIK	JR	14.04m	46-%	1/28/12	16	2.51
Team Total								18.51

"Scrd As", short for "Scored As", Standing used for place points portion of performance's score combining preseason data (when applied) to current season data

Numbers in BLACK are both the performance's actual NCAA rank AND "scored as" rank Numbers in RED indicate actual NCAA rank does not exist or is worse than "scored as" rank Numbers in BLUE indicate actual NCAA rank is better than "scored as" rank

USTFCCCA Non-Member

Non-Member Schools Will NOT be ranked, beginning Week 2





# USTFCCCA NCAA Division III National Team Rankings

## 2012 Indoor Track & Field, Week #4

as of 2/13/2012 5:29:59 PM

**D** denotes multiple-event rule in affect  
Only those who score >0.01 pts are shown

### WOMEN

38



**Johns Hopkins**

Centennial Conference

▲27

Event	Scrd As	Athlete	Yr	Scored Mark	Date	Pl. Pts.	Bonus	TOTAL
Scored bests come from CURRENT season								
5000m	3	Hannah ECKSTEIN	FR	17:03.18cb 16:59.88	2/10/12	16	2.41	18.41
Team Total								18.41

39



**Amherst**

New England Small College Athletic Conference

▼12

Event	Scrd As	Athlete	Yr	Scored Mark	Date	Pl. Pts.	Bonus	TOTAL
Scored bests come from CURRENT season								
60m	15	Naomi BATES	SO	7.86	2/4/12	1	0.33	1.33
800m	23	Keri LAMBERT	JR	2:17.42cb 2:16.92	2/10/12	0.35	0.00	0.35
Mile	14	Keri LAMBERT	JR	5:02.38cb 5:01.48	1/27/12	1.5	0.47	1.97
DMR	4	Almeida, Bates, Sullivan, Lambert		12:03.56cb 12:01.06	2/10/12	11	1.79	12.79
LI	30	Naomi BATES	SO	5.35m 17-6½	12/3/11	0.02	0.00	0.02
Team Total								16.47

40



**Brandeis**

University Athletic Association

▲34

Event	Scrd As	Athlete	Yr	Scored Mark	Date	Pl. Pts.	Bonus	TOTAL
Scored bests come from CURRENT season								
60m	30	Brittany BELL	SO	7.93c 7.36(55)	12/10/11	0.02	0.04	0.06
5000m	4	Kate WARWICK	SR	17:06.74cb 17:03.44	2/10/12	14	2.02	16.02
HJ	23	Lily PARENTEAU	SR	1.63m 5-4¼	12/10/11	0.35	0.00	0.35
Team Total								16.43

41



**Carnegie Mellon**

University Athletic Association

▲10

Event	Scrd As	Athlete	Yr	Scored Mark	Date	Pl. Pts.	Bonus	TOTAL
Scored bests come from CURRENT season								
60m	28	Jacqueline GUEVEL	SO	7.92	2/11/12	0.1	0.07	0.17
5000m	25	Emily WOB	JR	17:44.24	1/14/12	0.25	0.00	0.25
H60m	4	Jacqueline GUEVEL	SO	8.85	2/11/12	14	1.71	15.71
Team Total								16.13

42



**Westfield State**

Massachusetts State Collegiate Athletic Conference

▲22

Event	Scrd As	Athlete	Yr	Scored Mark	Date	Pl. Pts.	Bonus	TOTAL
Scored bests come from CURRENT season								
WT	4	Amanda GRICUS	SR	17.66m 57-11½	2/11/12	14	2.03	16.03
Team Total								16.03

43



**Oberlin**

North Coast Athletic Conference

▲60

Event	Scrd As	Athlete	Yr	Scored Mark	Date	Pl. Pts.	Bonus	TOTAL
Scored bests come from CURRENT season								
Mile	4	Molly MARTORELLA	SO	4:57.63cb 4:56.73	2/10/12	14	1.84	15.84
Team Total								15.84

44



**Emory**

University Athletic Association

▲36

Event	Scrd As	Athlete	Yr	Scored Mark	Date	Pl. Pts.	Bonus	TOTAL
Scored bests come from CURRENT season								
H60m	23	Jasmine MCCULLOUGH	SR	9.15	12/3/11	0.35	0.15	0.50
4x400	5	Adjibaba, Clark, Leonard, Dyer		3:56.86cb 3:55.26	2/9/12	8	1.23	9.23
TJ	10	Lauren ATTIAH	SR	11.37m 37-3¾	1/27/12	5	0.44	5.44
Scored bests come from PRE-SEASON DATA								
PENT	29	Lauren ATTIAH	SR	2,964	2/11/11	0.05	0.00	0.05
Team Total								15.22

45



**Rowan**

New Jersey Athletic Conference

▼20

Event	Scrd As	Athlete	Yr	Scored Mark	Date	Pl. Pts.	Bonus	TOTAL
Scored bests come from CURRENT season								
Mile	17	Jena PEACOCK	SR	5:04.86	2/11/12	0.8	0.09	0.89
5000m	8	Jena PEACOCK	SR	17:15.27cb 17:11.97	2/3/12	7	1.18	8.18
DMR	7	Peacock, Leahey, Searcy, Wright		12:08.67cb 12:06.17	2/3/12	4	1.01	5.01
Team Total								14.08

"Scrd As", short for "Scored As", Standing used for place points portion of performance's score combining preseason data (when applied) to current season data

Numbers in BLACK are both the performance's actual NCAA rank AND "scored as" rank Numbers in RED indicate actual NCAA rank does not exist or is worse than "scored as" rank Numbers in BLUE indicate actual NCAA rank is better than "scored as" rank

USTFCCCA Non-Member

Non-Member Schools Will NOT be ranked, beginning Week 2



# USTFCCCA NCAA Division III National Team Rankings

## 2012 Indoor Track & Field, Week #4

as of 2/13/2012 5:29:59 PM



denotes multiple-event rule in affect

Only those who score >0.01 pts are shown

### WOMEN

46



**Hamline**

Minnesota Intercollegiate Athletic Conference

▲ 6

Event	Scrd As	Athlete	Yr	Scored Mark	Date	Pl. Pts.	Bonus	TOTAL
Scored bests come from CURRENT season								
▶ SP	11	Becky CULP	JR	13.16m	43-2½	2/10/12	4	0.43 4.43
▶ WT	7	Brenna COYLE	SR	17.21m	56-5½	1/21/12	8	1.27 9.27
▶ WT	26	Shawny KRAMER	FR	15.89m	52-1½	2/10/12	0.2	0.00 0.20
Team Total								13.89

47



**Roanoke**

Old Dominion Athletic Conference

▲ 3

Event	Scrd As	Athlete	Yr	Scored Mark	Date	Pl. Pts.	Bonus	TOTAL
Scored bests come from CURRENT season								
▶ 800m	5	Carmen GRAVES	JR	2:12.67cb	2:12.17	1/20/12	12	1.50 13.50
Team Total								13.50

48



**Worcester State**

Massachusetts State Collegiate Athletic Conference

▲ 28

Event	Scrd As	Athlete	Yr	Scored Mark	Date	Pl. Pts.	Bonus	TOTAL
Scored bests come from CURRENT season								
▶ 60m	8	Brianna WISE	JR	7.79		2/4/12	7	0.87 7.87
▶ 60m	14	Christy DEININGER	SO	7.85c	7.29(55)	2/11/12	1.5	0.41 1.91
▶ H60m	12	Christy DEININGER	SO	9.02c	8.39(55)	2/11/12	3	0.54 3.54
Team Total								13.33

49



**WPI**

New England Women's & Men's Athletic Conference

▲ 34

Event	Scrd As	Athlete	Yr	Scored Mark	Date	Pl. Pts.	Bonus	TOTAL
Scored bests come from CURRENT season								
▶ 400m	7	Noelle RICHARD	JR	56.78cb	56.38	2/10/12	8	1.54 9.54
▶ HJ	14	Julie EAGLE	JR	1.65m	5-5	1/27/12	1.5	0.20 1.70
▶ PV	17	Emily PEARCE	SR	3.50m	11-5½	2/10/12	0.8	0.02 0.82
Team Total								12.05

50



**St. Scholastica**

Upper Midwest Athletic Conference

▲ 28

Event	Scrd As	Athlete	Yr	Scored Mark	Date	Pl. Pts.	Bonus	TOTAL
Scored bests come from CURRENT season								
▶ H60m	16	Maggie BAIR	SO	9.12		1/28/12	0.9	0.24 1.14
▶ TJ	8	Rachel MILLER	JR	11.44m	37-6½	2/10/12	7	0.67 7.67
▶ WT	13	Alec SEELEY	SR	16.58m	54-4½	2/10/12	2	0.28 2.28
▶ WT	19	Becky HUBERTY	SO	16.10m	52-10	2/10/12	0.6	0.00 0.60
▶ PENT	28	Tracy PERISH	SO	2,989		1/13/12	0.1	0.00 0.10
Team Total								11.79

51



**Simpson (Iowa)**

Iowa Intercollegiate Athletic Conference

▲ 7

Event	Scrd As	Athlete	Yr	Scored Mark	Date	Pl. Pts.	Bonus	TOTAL
Scored bests come from CURRENT season								
▶ HJ	6	Kinsey BAK	SR	1.68m	5-6	2/11/12	10	0.75 10.75
▶ PENT	20	Kinsey BAK	SR	3,037		2/3/12	0.5	0.00 0.50
Team Total								11.25

52



**Ohio Northern**

Ohio Athletic Conference

▲ 7

Event	Scrd As	Athlete	Yr	Scored Mark	Date	Pl. Pts.	Bonus	TOTAL
Scored bests come from CURRENT season								
▶ 5000m	7	Alison STEINBRUNNER	JR	17:14.92c OT 17:09.72		2/10/12	8	1.20 9.20
▶ DMR	14	Weaver, Buchanan, Siefker, Steinbrunner		12:21.26c OT 12:17.26		2/3/12	0.6	0.00 0.60
▶ HJ	23	Vicki MOGA	SO	1.63m	5-4½	2/11/12	0.35	0.00 0.35
▶ PV	17	Aubrie STECHSCHULTE	SR	3.50m	11-5½	2/4/12	0.8	0.02 0.82
Team Total								10.97

"Scrd As", short for "Scored As", Standing used for place points portion of performance's score combining preseason data (when applied) to current season data

Numbers in BLACK are both the performance's actual NCAA rank AND "scored as" rank Numbers in RED indicate actual NCAA rank does not exist or is worse than "scored as" rank Numbers in BLUE indicate actual NCAA rank is better than "scored as" rank

USTFCCCA Non-Member

Non-Member Schools Will NOT be ranked, beginning Week 2



# USTFCCCA NCAA Division III National Team Rankings

## 2012 Indoor Track & Field, Week #4

as of 2/13/2012 5:30:00 PM

**D** denotes multiple-event rule in affect  
Only those who score >0.01 pts are shown

### WOMEN

53



### UW-Stevens Point

▼13

Wisconsin Intercollegiate Athletic Conference

Event	Scrd As	Athlete	Yr	Scored Mark	Date	Pl. Pts.	Bonus	TOTAL
Scored bests come from CURRENT season								
▶ Mile	16	Kelly HAEN	SR	5:04.81	1/21/12	0.9	0.10	1.00
▶ 5000m	17	Kelly HAEN	SR	17:38.23	2/4/12	0.8	0.01	0.81
▶ H60m	9	Erin KLINE	JR	8.95	2/3/12	6	0.91	6.91
▶ PV	13	Leanna ROSE	SO	3.53m	11-7	2	0.13	2.13
Team Total								10.85

54



### Carthage

▼6

College Conference of Illinois & Wisconsin

Event	Scrd As	Athlete	Yr	Scored Mark	Date	Pl. Pts.	Bonus	TOTAL
Scored bests come from CURRENT season								
▶ 400m	22	Patti LAUFENBERG	SO	58.75	2/11/12	0.4	0.00	0.40
▶ 4x400	13	Morris, Weiler, Chlum, Laufenberg		4:00.82	2/3/12	0.7	0.16	0.86
Scored bests come from PRE-SEASON DATA								
▶ PENT	9	Sarah THOMPSON	SR	3,235	2/25/11	6	0.95	6.95
▶ PENT	13	Christine NELSON	SR	3,140	3/4/11	2	0.30	2.30
Team Total								10.51

55



### Springfield (Mass.)

▼2

New England Women's & Men's Athletic Conferen

Event	Scrd As	Athlete	Yr	Scored Mark	Date	Pl. Pts.	Bonus	TOTAL
Scored bests come from CURRENT season								
▶ 4x400	10	Schumann, Jenkins, Davis, Gaudreault		3:59.57cb 3:57.97	2/10/12	1	0.48	1.48
Scored bests come from PRE-SEASON DATA								
▶ PENT	7	Kelly CURTIS	SR	3,240	2/18/11	8	1.00	9.00
Team Total								10.48

56



### Millikin

▲12

College Conference of Illinois & Wisconsin

Event	Scrd As	Athlete	Yr	Scored Mark	Date	Pl. Pts.	Bonus	TOTAL
Scored bests come from CURRENT season								
▶ 60m	15	Ariel ROBINSON	SO	7.86	1/21/12	1	0.33	1.33
▶ SP	8	LeAnn SPESARD	JR	13.36m	43-10	7	0.81	7.81
Team Total								9.14

57



### Alvernia

▼3

Middle Atlantic Conferences

Event	Scrd As	Athlete	Yr	Scored Mark		Date	Pl. Pts.	Bonus	TOTAL
Scored bests come from CURRENT season									
▶ PV	7	Melissa FELLENBAUM	JR	3.70m	12-1½	1/13/12	8	0.98	8.98
Team Total									8.98

58



### Greenville

▼3

St. Louis Intercollegiate Athletic Conference

Event	Scrd As	Athlete	Yr	Scored Mark	Date	Pl. Pts.	Bonus	TOTAL
Scored bests come from CURRENT season								
▶ 60m	25	Penny GRANT	SR	7.89	2/11/12	0.25	0.19	0.44
▶ 400m	14	Philita JOHNSON	SR	58.12	1/28/12	1.5	0.30	1.80
▶ LJ	9	Penny GRANT	SR	5.56m 18-3	2/11/12	6	0.43	6.43
▶ WT	30	Kristen SCHUTTE	JR	15.67m 51-5	2/11/12	0.02	0.00	0.02
Team Total								8.69

59



### Centre

▼13

Southern Collegiate Athletic Conference

Event	Scrd As	Athlete	Yr	Scored Mark		Date	Pl. Pts.	Bonus	TOTAL
Scored bests come from CURRENT season									
▶ SP	17	Emily NIEHAUS	SR	12.89m	42-3½	2/11/12	0.8	0.11	0.91
▶ WT	8	Emily NIEHAUS	SR	16.84m	55-3	2/11/12	7	0.64	7.64
Team Total									8.56

"Scrd As", short for "Scored As", Standing used for place points portion of performance's score combining preseason data (when applied) to current season data

Numbers in BLACK are both the performance's actual NCAA rank AND "scored as" rank Numbers in RED indicate actual NCAA rank does not exist or is worse than "scored as" rank Numbers in BLUE indicate actual NCAA rank is better than "scored as" rank

USTFCCCA Non-Member

Non-Member Schools Will NOT be ranked, beginning Week 2



# USTFCCCA NCAA Division III National Team Rankings

## 2012 Indoor Track & Field, Week #4

as of 2/13/2012 5:30:01 PM

**D** denotes multiple-event rule in affect  
Only those who score >0.01 pts are shown

### WOMEN

60



**Carleton**

▼30

Minnesota Intercollegiate Athletic Conference

Event	Scrd As	Athlete	Yr	Scored Mark	Date	Pl. Pts.	Bonus	TOTAL
Scored bests come from CURRENT season								
▶ 400m	28	Clare FRANCO	SR	58.96	2/11/12	0.1	0.00	0.10
▶ 5000m	9	Simone CHILDS-WALKER	SR	17:15.91c OT 17:10.71	2/9/12	6	1.13	7.13
▶ 5000m	16	Alison SMYTH	SR	17:31.07c OT 17:25.87	2/9/12	0.9	0.26	1.16
▶ DMR	19	Trautman, Wilson, Johnson, Celichowski		12:28.18	2/11/12	0.1	0.00	0.10
Team Total								8.49

63



**St. Norbert**

▼18

Midwest Conference

Event	Scrd As	Athlete	Yr	Scored Mark	Date	Pl. Pts.	Bonus	TOTAL
Scored bests come from CURRENT season								
▶ 800m	9	Emily SCHUDROWITZ	SR	2:14.40c OT 2:13.70	2/10/12	6	0.78	6.78
▶ 5000m	20	Mackenzie WEBER	FR	17:40.42c OT 17:35.22	2/10/12	0.5	0.00	0.50
Team Total								7.28

64



**Rhodes**

▲60

Southern Collegiate Athletic Conference

Event	Scrd As	Athlete	Yr	Scored Mark	Date	Pl. Pts.	Bonus	TOTAL
Scored bests come from CURRENT season								
▶ 4x400	6	Burnam, Yancello, Temple, Lee		3:57.45cb 3:55.85	2/9/12	6	1.06	7.06
Team Total								7.06

65



**Texas Lutheran**

▲1

American Southwest Conference

Event	Scrd As	Athlete	Yr	Scored Mark	Date	Pl. Pts.	Bonus	TOTAL
Scored bests come from CURRENT season								
▶ PV	9	Ligia BOLIVAR	JR	3.65m 11-11½	2/4/12	6	0.61	6.61
▶ TJ	22	Destiney JONES	SR	11.15m 36-7	1/20/12	0.4	0.00	0.40
Team Total								7.01

66



**Adrian**

▲19

Michigan Intercollegiate Athletic Association

Event	Scrd As	Athlete	Yr	Scored Mark	Date	Pl. Pts.	Bonus	TOTAL
Scored bests come from CURRENT season								
▶ 60m	9	Kelsea SELLERS	SR	7.80	1/27/12	6	0.79	6.79
Team Total								6.79

61



**North Central (Ill.)**

▼44

College Conference of Illinois & Wisconsin

Event	Scrd As	Athlete	Yr	Scored Mark	Date	Pl. Pts.	Bonus	TOTAL
Scored bests come from CURRENT season								
▶ 800m	16	Krista COTA	JR	2:16.11	1/28/12	0.9	0.24	1.14
▶ 800m	19	Kala BINGHAM	SR	2:16.74	1/28/12	0.6	0.11	0.71
▶ Mile	19	Krista COTA	JR	5:04.96	2/4/12	0.6	0.08	0.68
▶ PV	12	Elizabeth COMPOSTO	FR	3.56m 11-8	2/4/12	3	0.25	3.25
▶ PV	22	Brooke PATTERSON	FR	3.45m 11-3½	2/11/12	0.4	0.00	0.40
▶ LJ	20	Jocelyn REDLINSKI	SO	5.44m 17-10½	2/11/12	0.5	0.00	0.50
▶ SP	27	Ebony STALLWORTH	FR	12.59m 41-3½	1/28/12	0.15	0.00	0.15
Scored bests come from PRE-SEASON DATA								
▶ PENT	16	Jocelyn REDLINSKI	SO	3,081	2/25/11	0.9	0.00	0.90
Team Total								7.72

62



**UW-Platteville**

▼19

Wisconsin Intercollegiate Athletic Conference

Event	Scrd As	Athlete	Yr	Scored Mark	Date	Pl. Pts.	Bonus	TOTAL
Scored bests come from CURRENT season								
▶ 400m	21	Deidre DILLMAN	JR	58.61	2/3/12	0.45	0.05	0.50
▶ 800m	26	Ann TANK	SR	2:17.67	1/28/12	0.2	0.00	0.20
▶ 4x400	7	Tank, Dillman, Vangen, Wyss		3:57.78	2/3/12	4	0.97	4.97
▶ HJ	14	Caitlin THOMSON	FR	1.65m 5-5	2/3/12	1.5	0.20	1.70
▶ HJ	23	Mary Katherine KLADAR	FR	1.63m 5-4½	2/11/12	0.35	0.00	0.35
Team Total								7.72

"Scrd As", short for "Scored As", Standing used for place points portion of performance's score combining preseason data (when applied) to current season data

Numbers in BLACK are both the performance's actual NCAA rank AND "scored as" rank Numbers in RED indicate actual NCAA rank does not exist or is worse than "scored as" rank Numbers in BLUE indicate actual NCAA rank is better than "scored as" rank

USTFCCCA Non-Member

Non-Member Schools Will NOT be ranked, beginning Week 2



# USTFCCCA NCAA Division III National Team Rankings

## 2012 Indoor Track & Field, Week #4

as of 2/13/2012 5:30:01 PM

**D** denotes multiple-event rule in affect  
Only those who score >0.01 pts are shown

### WOMEN

67



**Baldwin-Wallace**

Ohio Athletic Conference

▲ 3

Event	Scrd As	Athlete	Yr	Scored Mark	Date	Pl. Pts.	Bonus	TOTAL
Scored bests come from CURRENT season								
▶ SP	15	Cristina PERRINE	JR	12.92m	42-4%	2/11/12	1 0.15	1.15
▶ SP	24	Leslie PERNELL	SR	12.60m	41-4%	2/11/12	0.3 0.00	0.30
▶ WT	12	Cristina PERRINE	JR	16.68m	54-8%	2/11/12	3 0.37	3.37
▶ WT	15	Leslie PERNELL	SR	16.42m	53-10%	2/11/12	1 0.14	1.14
Team Total								5.96

68



**Central (Iowa)**

Iowa Intercollegiate Athletic Conference

▼ 39

Event	Scrd As	Athlete	Yr	Scored Mark	Date	Pl. Pts.	Bonus	TOTAL
Scored bests come from CURRENT season								
▶ PENT	10	Caitlin WILSON	SR	3,217	2/3/12	5 0.77		5.77
Team Total								5.77

69



**SUNY Geneseo**

State University of New York Athletic Conference

unch

Event	Scrd As	Athlete	Yr	Scored Mark	Date	Pl. Pts.	Bonus	TOTAL
Scored bests come from CURRENT season								
▶ 800m	18	Keira WOOD	FR	2:16.29cb	2:15.79	2/10/12	0.7 0.20	0.90
▶ 800m	28	Kelly BRUNSCHEN	SR	2:17.80cb	2:17.30	2/10/12	0.1 0.00	0.10
▶ 5000m	18	Marissa LIBERATI	JR	17:38.55cb	17:35.25	2/10/12	0.7 0.00	0.70
▶ DMR	8	Wood, Brunschen, Hoh, Sullivan		12:08.69cb	12:06.19	2/10/12	3 1.01	4.01
Team Total								5.71

70



**Manchester**

Heartland Collegiate Athletic Conference

▲ 18

Event	Scrd As	Athlete	Yr	Scored Mark	Date	Pl. Pts.	Bonus	TOTAL
Scored bests come from CURRENT season								
▶ HJ	10	Casey LOSHE	SR	1.67m	5-5%	2/4/12	5 0.52	5.52
Team Total								5.52

71



**Southern Maine**

Little East Conference

▲ 1

Event	Scrd As	Athlete	Yr	Scored Mark	Date	Pl. Pts.	Bonus	TOTAL
Scored bests come from CURRENT season								
▶ 400m	20	Hannah WILEY	FR	58.39cb	57.99	1/27/12	0.5 0.16	0.66
▶ Mile	27	Molly CARL	JR	5:06.95		1/20/12	0.15 0.00	0.15
▶ PV	16	Bethany DUMAS	SR	3.52m	11-6%	1/28/12	0.9 0.10	1.00
▶ LJ	22	Christina MASSEY	JR	5.41m	17-9	2/3/12	0.4 0.00	0.40
▶ LJ	28	Hannah WILEY	FR	5.36m	17-7	2/11/12	0.1 0.00	0.10
▶ TJ	19	Hannah WILEY	FR	11.19m	36-8%	2/3/12	0.6 0.06	0.66
▶ WT	14	Hannah PATTERSON	SR	16.49m	54-1%	2/3/12	1.5 0.20	1.70
Scored bests come from PRE-SEASON DATA								
▶ PENT	18	Ariel HOWES	JR	3,053		3/4/11	0.7 0.00	0.70
Team Total								5.36

72



**TCNJ**

New Jersey Athletic Conference

▼ 36

Event	Scrd As	Athlete	Yr	Scored Mark	Date	Pl. Pts.	Bonus	TOTAL
Scored bests come from CURRENT season								
▶ 800m	29	Liz JOHNSON	FR	2:17.92cb	2:17.42	2/10/12	0.05 0.00	0.05
▶ Mile	29	Katie NESTOR	SR	5:07.20cb	5:06.30	2/10/12	0.05 0.00	0.05
▶ 5000m	19	Megan FLYNN	SO	17:39.42cb	17:36.12	2/10/12	0.6 0.00	0.60
▶ 5000m	21	Cathy GONCALVES	JR	17:40.82cb	17:37.52	2/10/12	0.45 0.00	0.45
▶ 4x400	16	Cascio, Johnston, Kulcyk, Ary		4:01.10cb	3:59.50	2/10/12	0.4 0.12	0.52
▶ DMR	9	Johnson, Cascio, Ary, Nestor		12:08.94cb	12:06.44	2/10/12	2 0.98	2.98
▶ LJ	20	Erica ROBERTS	SO	5.44m	17-10%	2/4/12	0.5 0.00	0.50
Team Total								5.15

73



**St. Thomas (Minn.)**

Minnesota Intercollegiate Athletic Conference

unch

Event	Scrd As	Athlete	Yr	Scored Mark	Date	Pl. Pts.	Bonus	TOTAL
Scored bests come from CURRENT season								
▶ 800m	27	Taylor BERG	JR	2:17.76		2/10/12	0.15 0.00	0.15
▶ 4x400	8	Tipp, Van Heel, Tipp, Peyton		3:58.26		2/3/12	3 0.84	3.84
▶ SP	23	Amy MAAS	SR	12.70m	41-8	1/27/12	0.35 0.00	0.35
▶ WT	20	Haley ZAJAC	SO	16.00m	52-6	2/10/12	0.5 0.00	0.50
Team Total								4.84

"Scrd As", short for "Scored As", Standing used for place points portion of performance's score combining preseason data (when applied) to current season data

Numbers in BLACK are both the performance's actual NCAA rank AND "scored as" rank Numbers in RED indicate actual NCAA rank does not exist or is worse than "scored as" rank Numbers in BLUE indicate actual NCAA rank is better than "scored as" rank

USTFCCCA Non-Member

Non-Member Schools Will NOT be ranked, beginning Week 2





# USTFCCCA NCAA Division III National Team Rankings

## 2012 Indoor Track & Field, Week #4

as of 2/13/2012 5:30:02 PM

**D** denotes multiple-event rule in affect  
Only those who score >0.01 pts are shown

### WOMEN

74



**Otterbein**

Ohio Athletic Conference

▲44

Event	Scrd As	Athlete	Yr	Scored Mark	Date	Pl. Pts.	Bonus	TOTAL
Scored bests come from CURRENT season								
► LJ	11	Kristen BENNETT	JR	5.55m 18-2½	2/11/12	4	0.36	4.36
Team Total								4.36

75



**Colby**

New England Small College Athletic Conference

▲33

Event	Scrd As	Athlete	Yr	Scored Mark	Date	Pl. Pts.	Bonus	TOTAL
Scored bests come from CURRENT season								
► H60m	14	Brittany REARDON	SO	9.11	2/3/12	1.5	0.27	1.77
► PV	13	Brittany REARDON	SO	3.53m 11-7	2/11/12	2	0.13	2.13
Team Total								3.91

76



**Utica**

Empire 8 Athletic Conference

▲18

Event	Scrd As	Athlete	Yr	Scored Mark	Date	Pl. Pts.	Bonus	TOTAL
Scored bests come from CURRENT season								
► 60m	25	Lauren DELUDE	FR	7.89	2/11/12	0.25	0.19	0.44
► H60m	13	Jess CIRAULO	SO	9.09	2/4/12	2	0.33	2.33
► LJ	16	Lauren DELUDE	FR	5.48m 17-11½	2/11/12	0.9	0.09	0.99
Team Total								3.76

77



**Wellesley**

New England Women's & Men's Athletic Conferen

▼62

Event	Scrd As	Athlete	Yr	Scored Mark	Date	Pl. Pts.	Bonus	TOTAL
Scored bests come from CURRENT season								
► 800m	20	Leah CLEMENT	JR	2:16.98	2/4/12	0.5	0.06	0.56
► Mile	13	Randelle BOOTS	JR	5:02.21cb 5:01.31	12/3/11	2	0.51	2.51
Team Total								3.07

78



**UW-River Falls**

Wisconsin Intercollegiate Athletic Conference

▲3

Event	Scrd As	Athlete	Yr	Scored Mark	Date	Pl. Pts.	Bonus	TOTAL
Scored bests come from CURRENT season								
► 400m	14	Alyssa RASMUSSEN	JR	58.12	2/3/12	1.5	0.30	1.80
► 5000m	30	Katie RYDEEN	JR	17:47.47	2/10/12	0.02	0.00	0.02
► 4x400	19	Rasmussen, Nordland, Riches, Rothbauer		4:02.41	2/3/12	0.1	0.00	0.10
► PV	17	Kayla HILLMAN	SR	3.50m 11-5½	2/10/12	0.8	0.02	0.82
► LJ	26	Alicia POTTING	SO	5.38m 17-8	2/10/12	0.2	0.00	0.20
► TJ	28	Alicia POTTING	SO	11.07m 36-4	1/27/12	0.1	0.00	0.10
Team Total								3.04

79



**RIT**

Liberty League

▲45

Event	Scrd As	Athlete	Yr	Scored Mark	Date	Pl. Pts.	Bonus	TOTAL
Scored bests come from CURRENT season								
► LJ	13	Jennifer ADAMS	SR	5.54m 18-2½	2/11/12	2	0.31	2.31
► LJ	24	Jasmine POLES	SO	5.39m 17-8½	1/14/12	0.3	0.00	0.30
Team Total								2.61

80



**UW-Superior**

Wisconsin Intercollegiate Athletic Conference

▼5

Event	Scrd As	Athlete	Yr	Scored Mark	Date	Pl. Pts.	Bonus	TOTAL
Scored bests come from CURRENT season								
► TJ	14	Traelynn LEWIS	JR	11.27m 36-11½	2/10/12	1.5	0.19	1.69
► WT	16	Katie CAPRIGLIONE	JR	16.27m 53-4½	1/28/12	0.9	0.01	0.91
Team Total								2.60

81



**Wooster**

North Coast Athletic Conference

▲28

Event	Scrd As	Athlete	Yr	Scored Mark	Date	Pl. Pts.	Bonus	TOTAL
Scored bests come from CURRENT season								
► HJ	13	Abena BOAMAH-ACHEAMPONG	JR	1.66m 5-5½	2/11/12	2	0.32	2.32
Team Total								2.32

"Scrd As", short for "Scored As", Standing used for place points portion of performance's score combining preseason data (when applied) to current season data

Numbers in BLACK are both the performance's actual NCAA rank AND "scored as" rank Numbers in RED indicate actual NCAA rank does not exist or is worse than "scored as" rank Numbers in BLUE indicate actual NCAA rank is better than "scored as" rank

USTFCCCA Non-Member

Non-Member Schools Will NOT be ranked, beginning Week 2





# USTFCCCA NCAA Division III National Team Rankings

## 2012 Indoor Track & Field, Week #4

as of 2/13/2012 5:30:02 PM

**D** denotes multiple-event rule in affect  
Only those who score >0.01 pts are shown

### WOMEN

82



**Allegheny**

North Coast Athletic Conference

▼ 3

Event	Scrd As	Athlete	Yr	Scored Mark	Date	Pl. Pts.	Bonus	TOTAL
Scored bests come from CURRENT season								
SP	13	Lauren BUTLER	SR	13.06m	42-10%	1/20/12	2	0.31 2.31
Team Total								2.31

83



**Susquehanna**

Landmark Conference

▲ 18

Event	Scrd As	Athlete	Yr	Scored Mark	Date	Pl. Pts.	Bonus	TOTAL
Scored bests come from CURRENT season								
TJ	13	Kristin STAM	JR	11.29m	37-½	1/27/12	2	0.23 2.23
Team Total								2.23

84



**Swarthmore**

Centennial Conference

▲ 2

Event	Scrd As	Athlete	Yr	Scored Mark	Date	Pl. Pts.	Bonus	TOTAL
Scored bests come from CURRENT season								
H60m	16	Kenyetta GIVANS	SR	9.12		2/3/12	0.9	0.24 1.14
DMR	12	Hammond, Givans, Beebe, Johnson		12:18.73cb	12:16.23	2/10/12	0.8	0.01 0.81
Team Total								1.95

85



**Calvin**

Michigan Intercollegiate Athletic Association

▲ 39

Event	Scrd As	Athlete	Yr	Scored Mark	Date	Pl. Pts.	Bonus	TOTAL
Scored bests come from CURRENT season								
5000m	14	Jodi HOEKSTRA	JR	17:26.73c OT 17:21.53	2/10/12	1.5	0.41	1.91
Team Total								1.91

86



**Kenyon**

North Coast Athletic Conference

▲ 9

Event	Scrd As	Athlete	Yr	Scored Mark	Date	Pl. Pts.	Bonus	TOTAL
Scored bests come from CURRENT season								
800m	14	Kirkley DOYLE	JR	2:15.48	2/11/12	1.5	0.36	1.86
Team Total								1.86

87



**Ursinus**

Centennial Conference

▲ 37

Event	Scrd As	Athlete	Yr	Scored Mark	Date	Pl. Pts.	Bonus	TOTAL
Scored bests come from CURRENT season								
60m	30	Amanda LAURITO	JR	7.93	12/9/11	0.02	0.04	0.06
H60m	14	Victoria GOODENOUGH	SO	9.11	2/4/12	1.5	0.27	1.77
Team Total								1.83

88



**George Fox**

Northwest Conference

▲ 5

Event	Scrd As	Athlete	Yr	Scored Mark	Date	Pl. Pts.	Bonus	TOTAL
Scored bests come from CURRENT season								
LJ	14	Emily DAVISON	JR	5.52m	18-1½	2/4/12	1.5	0.23 1.73
LJ	30	Angie MILLER	SR	5.35m	17-6¾	2/4/12	0.02	0.00 0.02
Team Total								1.75

89



**St. Lawrence**

Liberty League

▲ 20

Event	Scrd As	Athlete	Yr	Scored Mark	Date	Pl. Pts.	Bonus	TOTAL
Scored bests come from CURRENT season								
HJ	14	Eliza BELL	FR	1.65m	5-5	2/4/12	1.5	0.20 1.70
TJ	29	Victoria BEAN	SO	11.06m	36-3¾	2/11/12	0.05	0.00 0.05
Team Total								1.75

90



**Capital**

Ohio Athletic Conference

▲ 1

Event	Scrd As	Athlete	Yr	Scored Mark	Date	Pl. Pts.	Bonus	TOTAL
Scored bests come from CURRENT season								
HJ	14	Emily SHEETS	JR	1.65m	5-5	2/3/12	1.5	0.20 1.70
Team Total								1.70

"Scrd As", short for "Scored As", Standing used for place points portion of performance's score combining preseason data (when applied) to current season data

Numbers in BLACK are both the performance's actual NCAA rank AND "scored as" rank Numbers in RED indicate actual NCAA rank does not exist or is worse than "scored as" rank Numbers in BLUE indicate actual NCAA rank is better than "scored as" rank

USTFCCCA Non-Member

Non-Member Schools Will NOT be ranked, beginning Week 2



# USTFCCCA NCAA Division III National Team Rankings

## 2012 Indoor Track & Field, Week #4

as of 2/13/2012 5:30:03 PM

**D** denotes multiple-event rule in affect  
Only those who score >0.01 pts are shown

### WOMEN

91



**NYU**

University Athletic Association

▼63

Event	Scrd As	Athlete	Yr	Scored Mark	Date	Pl. Pts.	Bonus	TOTAL
Scored bests come from CURRENT season								
▶ Mile	30	Maevie EVANS	SR	5:07.21cb 5:06.31	2/10/12	0.02	0.00	0.02
▶ 5000m	26	Paige ZELINSKY	SR	17:44.42cb 17:41.12	2/10/12	0.2	0.00	0.20
▶ DMR	11	Norton, Burns, Binczyk, Evans		12:13.22cb 12:10.72	2/10/12	0.9	0.49	1.39

Team Total 1.61

92



**Muhlenberg**

Centennial Conference

▲32

Event	Scrd As	Athlete	Yr	Scored Mark	Date	Pl. Pts.	Bonus	TOTAL
Scored bests come from CURRENT season								
▶ Mile	15	Samantha MAYDEN	JR	5:02.63cb 5:01.73	2/10/12	1	0.42	1.42

Team Total 1.42

93



**Misericordia**

Middle Atlantic Conferences

▲31

Event	Scrd As	Athlete	Yr	Scored Mark	Date	Pl. Pts.	Bonus	TOTAL
Scored bests come from CURRENT season								
▶ Mile	26	Marina ORRSON	JR	5:06.78cb 5:05.88	2/10/12	0.2	0.00	0.20
▶ 4x400	15	Grow, Cameron, Comiskey, Dunn		4:01.09cb 3:59.49	2/10/12	0.5	0.12	0.62
▶ TJ	20	Jill DUNN	JR	11.17m 36-7%	2/10/12	0.5	0.02	0.52

Team Total 1.34

94



**Stevenson**

Capital Athletic Conference

▲5

Event	Scrd As	Athlete	Yr	Scored Mark	Date	Pl. Pts.	Bonus	TOTAL
Scored bests come from CURRENT season								
▶ 60m	15	Julie EGONU	SO	7.86c 7.30(55)	12/10/11	1	0.33	1.33

Team Total 1.33

95



**St. Benedict**

Minnesota Intercollegiate Athletic Conference

▼46

Event	Scrd As	Athlete	Yr	Scored Mark	Date	Pl. Pts.	Bonus	TOTAL
Scored bests come from CURRENT season								
▶ LJ	17	Julia RENNER	SR	5.47m 17-11½	2/11/12	0.8	0.05	0.85
▶ PENT	22	Julia RENNER	SR	3,013	2/3/12	0.4	0.00	0.40

Team Total 1.25

96



**Alfred**

Empire 8 Athletic Conference

unch

Event	Scrd As	Athlete	Yr	Scored Mark	Date	Pl. Pts.	Bonus	TOTAL
Scored bests come from CURRENT season								
▶ HJ	23	Rebecca GRAUDONS	SO	1.63m 5-4¼	1/28/12	0.35	0.00	0.35
▶ PV	17	Rebecca GRAUDONS	SO	3.50m 11-5¼	1/21/12	0.8	0.02	0.82

Team Total 1.17

97



**UW-Stout**

Wisconsin Intercollegiate Athletic Conference

▼50

Event	Scrd As	Athlete	Yr	Scored Mark	Date	Pl. Pts.	Bonus	TOTAL
Scored bests come from CURRENT season								
▶ PV	28	Sabrina SCOVILLE	JR	3.38m 11-1	2/3/12	0.1	0.00	0.10
▶ PV	28	Andrea KRUEGER	SO	3.38m 11-1	2/3/12	0.1	0.00	0.10
▶ LJ	30	Jessika SMITH	JR	5.35m 17-6¾	1/21/12	0.02	0.00	0.02
▶ SP	21	Jessika SMITH	JR	12.76m 41-10½	1/21/12	0.45	0.00	0.45
▶ PENT	21	Cheyenne GRAY	SO	3,028	2/10/12	0.45	0.00	0.45

Team Total 1.12

98



**Grinnell**

Midwest Conference

▲26

Event	Scrd As	Athlete	Yr	Scored Mark	Date	Pl. Pts.	Bonus	TOTAL
Scored bests come from CURRENT season								
▶ TJ	16	Eloise MILLER	FR	11.24m 36-10½	2/11/12	0.9	0.14	1.04

Team Total 1.04

"Scrd As", short for "Scored As", Standing used for place points portion of performance's score combining preseason data (when applied) to current season data

Numbers in BLACK are both the performance's actual NCAA rank AND "scored as" rank Numbers in RED indicate actual NCAA rank does not exist or is worse than "scored as" rank Numbers in BLUE indicate actual NCAA rank is better than "scored as" rank

USTFCCCA Non-Member

Non-Member Schools Will NOT be ranked, beginning Week 2



# USTFCCCA NCAA Division III National Team Rankings

## 2012 Indoor Track & Field, Week #4

as of 2/13/2012 5:30:03 PM

**D** denotes multiple-event rule in affect  
Only those who score >0.01 pts are shown

### WOMEN

99



**Chicago**

University Athletic Association

▼ 1

Event	Scrd As	Athlete	Yr	Scored Mark	Date	Pl. Pts.	Bonus	TOTAL
Scored bests come from CURRENT season								
800m	21	Kayla MCDONALD	JR	2:17.02	1/28/12	0.45	0.05	0.50
DMR	15	Whitelaw, Derken, Ojeda, Ohman		12:25.27	2/11/12	0.5	0.00	0.50
Team Total								1.00

100



**Augsburg**

Minnesota Intercollegiate Athletic Conference

▲ 7

Event	Scrd As	Athlete	Yr	Scored Mark	Date	Pl. Pts.	Bonus	TOTAL
Scored bests come from CURRENT season								
60m	18	Ashley CARNEY	JR	7.87	1/28/12	0.7	0.26	0.96
Team Total								0.96

100



**UMass Dartmouth**

Little East Conference

▼ 8

Event	Scrd As	Athlete	Yr	Scored Mark	Date	Pl. Pts.	Bonus	TOTAL
Scored bests come from CURRENT season								
60m	18	Jillian VANNESS	JR	7.87	2/4/12	0.7	0.26	0.96
Team Total								0.96

102



**Concordia Moorhead**

Minnesota Intercollegiate Athletic Conference

▲ 3

Event	Scrd As	Athlete	Yr	Scored Mark	Date	Pl. Pts.	Bonus	TOTAL
Scored bests come from CURRENT season								
TJ	17	Tatijana MULLERDAHLBERG	SR	11.22m 36-9%	2/4/12	0.8	0.11	0.91
Team Total								0.91

103



**Muskingum**

Ohio Athletic Conference

▼ 7

Event	Scrd As	Athlete	Yr	Scored Mark	Date	Pl. Pts.	Bonus	TOTAL
Scored bests come from CURRENT season								
PV	17	Jana WYATT	SR	3.50m 11-5%	2/4/12	0.8	0.02	0.82
Team Total								0.82

104



**Farmingdale State**

Skyline Conference

▼ 65

Event	Scrd As	Athlete	Yr	Scored Mark	Date	Pl. Pts.	Bonus	TOTAL
Scored bests come from CURRENT season								
TJ	18	Druscilla DICKSON	FR	11.21m 36-9%	1/20/12	0.7	0.09	0.79
Team Total								0.79

105



**Haverford**

Centennial Conference

▲ 10

Event	Scrd As	Athlete	Yr	Scored Mark	Date	Pl. Pts.	Bonus	TOTAL
Scored bests come from CURRENT season								
DMR	17	Miller, Davis, Balmer, Hess		12:26.14cb 12:23.64	1/27/12	0.3	0.00	0.30
TJ	21	Kylie LIPINSKI	SR	11.16m 36-7%	2/10/12	0.45	0.00	0.45
Team Total								0.75

106



**Lebanon Valley**

Middle Atlantic Conferences

▼ 5

Event	Scrd As	Athlete	Yr	Scored Mark	Date	Pl. Pts.	Bonus	TOTAL
Scored bests come from CURRENT season								
H60m	25	Johanna WALKER	SR	9.16	2/11/12	0.25	0.12	0.37
Scored bests come from PRE-SEASON DATA								
PENT	23	Allisha FARRELL	JR	3,012	2/26/11	0.35	0.00	0.35
Team Total								0.72

107



**Brockport**

State University of New York Athletic Conference

▲ 17

Event	Scrd As	Athlete	Yr	Scored Mark	Date	Pl. Pts.	Bonus	TOTAL
Scored bests come from CURRENT season								
PV	22	Becky FABBIANO	SR	3.45m 11-3%	2/11/12	0.4	0.00	0.40
SP	24	Nicole JONES	JR	12.60m 41-4%	2/11/12	0.3	0.00	0.30
Team Total								0.70

"Scrd As", short for "Scored As", Standing used for place points portion of performance's score combining preseason data (when applied) to current season data

Numbers in BLACK are both the performance's actual NCAA rank AND "scored as" rank Numbers in RED indicate actual NCAA rank does not exist or is worse than "scored as" rank Numbers in BLUE indicate actual NCAA rank is better than "scored as" rank

USTFCCCA Non-Member

Non-Member Schools Will NOT be ranked, beginning Week 2



# USTFCCCA NCAA Division III National Team Rankings

## 2012 Indoor Track & Field, Week #4

as of 2/13/2012 5:30:04 PM

**D** denotes multiple-event rule in affect  
Only those who score >0.01 pts are shown

### WOMEN

# 108



## Goucher

Landmark Conference

▲ 16

Event	Scrd As	Athlete	Yr	Scored Mark	Date	Pl. Pts.	Bonus	TOTAL
Scored bests come from CURRENT season								
H60m	20	Destiny PHILLIPS	FR	9.14	2/12/12	0.5	0.18	0.68
Team Total								0.68

# 109



## Hendrix

Southern Collegiate Athletic Conference

Event	Scrd As	Athlete	Yr	Scored Mark	Date	Pl. Pts.	Bonus	TOTAL
Scored bests come from CURRENT season								
PENT	19	Elizabeth KRUG	FR	3,043	2/3/12	0.6	0.00	0.60
Team Total								0.60

# 110



## Heidelberg

Ohio Athletic Conference

▼ 28

Event	Scrd As	Athlete	Yr	Scored Mark		Date	Pl. Pts.	Bonus	TOTAL
Scored bests come from CURRENT season									
► LJ	22	Marian BEVINGTON	JR	5.41m	17-9	2/11/12	0.4	0.00	0.40
Team Total									0.40

# 110



## Ohio Wesleyan

North Coast Athletic Conference

▼ 50

Event	Scrd As	Athlete	Yr	Scored Mark	Date	Pl. Pts.	Bonus	TOTAL
Scored bests come from CURRENT season								
Mile	22	Cara DEANGELIS	SO	5:06.43	2/11/12	0.4	0.00	0.40
Team Total								0.40

# 112



## Elizabethtown

Middle Atlantic Conferences

▼ 3

Event	Scrd As	Athlete	Yr	Scored Mark	Date	Pl. Pts.	Bonus	TOTAL
Scored bests come from CURRENT season								
5000m	23	Traci TEMPONE	SO	17:42.48	2/3/12	0.35	0.00	0.35
Team Total								0.35

# 113



## Saint Mary's (Minn.)

Minnesota Intercollegiate Athletic Conference

▲ 5

Event	Scrd As	Athlete	Yr	Scored Mark	Date	Pl. Pts.	Bonus	TOTAL
Scored bests come from CURRENT season								
► SP	24	Coco BOOKER	JR	12.60m	41-4%	2/3/12	0.3	0.00
Team Total								0.30

# 113



## Stevens

Empire 8 Athletic Conference

▼ 8

Event	Scrd As	Athlete	Yr	Scored Mark	Date	Pl. Pts.	Bonus	TOTAL
Scored bests come from CURRENT season								
▶ WT	24	Alina DURAN	JR	15.94m	52-3%	12/10/11	0.3	0.00
Team Total								0.30

# 115



## Messiah

Middle Atlantic Conferences

▲ 9

Event	Scrd As	Athlete	Yr	Scored Mark	Date	Pl. Pts.	Bonus	TOTAL
Scored bests come from CURRENT season								
▶ H60m	27	Liz MARTIN	SO	9.17	1/27/12	0.15	0.09	0.24
Team Total								0.24

# 116



## Alma

Michigan Intercollegiate Athletic Association

▼ 3

Event	Scrd As	Athlete	Yr	Scored Mark		Date	Pl. Pts.	Bonus	TOTAL
Scored bests come from CURRENT season									
► PV	26	Abby WITHAM	JR	3.40m	11-1%	1/27/12	0.2	0.00	0.20
Team Total									0.20

# 117



## Denison

North Coast Athletic Conference

▲ 7

Event	Scrd As	Athlete	Yr	Scored Mark	Date	Pl. Pts.	Bonus	TOTAL
Scored bests come from CURRENT season								
▶ 60m	28	Tiffany DAVIS	SO	7.92	2/11/12	0.1	0.07	0.17
Team Total								0.17

"Scrd As", short for "Scored As", Standing used for place points portion of performance's score combining preseason data (when applied) to current season data

Numbers in BLACK are both the performance's actual NCAA rank AND "scored as" rank Numbers in RED indicate actual NCAA rank does not exist or is worse than "scored as" rank Numbers in BLUE indicate actual NCAA rank is better than "scored as" rank

USTFCCCA Non-Member

Non-Member Schools Will NOT be ranked, beginning Week 2



# USTFCCCA NCAA Division III National Team Rankings

## 2012 Indoor Track & Field, Week #4

as of 2/13/2012 5:30:05 PM

**D** denotes multiple-event rule in affect  
Only those who score >0.01 pts are shown

### WOMEN

# 118



## St. Olaf

## unch

Minnesota Intercollegiate Athletic Conference

Event	Scrd As	Athlete	Yr	Scored Mark	Date	Pl. Pts.	Bonus	TOTAL
Scored bests come from CURRENT season								
PENT	27	Dani LARSON	FR	2,993	2/10/12	0.15	0.00	0.15
Team Total								0.15

# 119



## Bethel (Minn.)

## ▲ 5

Minnesota Intercollegiate Athletic Conference

Event	Scrd As	Athlete	Yr	Scored Mark	Date	Pl. Pts.	Bonus	TOTAL	
Scored bests come from CURRENT season									
▶ 60m	30	Ashley MAGELSEN	SO	7.93	2/4/12	0.02	0.04	0.06	
▶ TJ	29	Nicole BERSCHIED	SO	11.06m	36-3½	1/20/12	0.05	0.00	0.05
Team Total								0.11	

# 120



## Wheaton (Ill.)

## ▲ 4

College Conference of Illinois & Wisconsin

Event	Scrd As	Athlete	Yr	Scored Mark	Date	Pl. Pts.	Bonus	TOTAL
Scored bests come from CURRENT season								
60m	30	Renee BETTINGER	SR	7.93	2/11/12	0.02	0.04	0.06
Team Total								0.06

# 121



## Dickinson

## ▼ 37

Centennial Conference

Event	Scrd As	Athlete	Yr	Scored Mark	Date	Pl. Pts.	Bonus	TOTAL
Scored bests come from CURRENT season								
5000m	29	Catherine CAMPBELL	SR	17:47.30	2/3/12	0.05	0.00	0.05
Team Total								0.05

# 122



## Cornell College

## ▼ 9

Iowa Intercollegiate Athletic Conference

Event	Scrd As	Athlete	Yr	Scored Mark	Date	Pl. Pts.	Bonus	TOTAL
Scored bests come from PRE-SEASON DATA								
PENT	30	Christal HARRIS	JR	2,963	3/4/11	0.02	0.00	0.02
Team Total								0.02

"Scrd As", short for "Scored As", Standing used for place points portion of performance's score combining preseason data (when applied) to current season data

Numbers in BLACK are both the performance's actual NCAA rank AND "scored as" rank Numbers in RED indicate actual NCAA rank does not exist or is worse than "scored as" rank Numbers in BLUE indicate actual NCAA rank is better than "scored as" rank

USTFCCCA Non-Member

Non-Member Schools Will NOT be ranked, beginning Week 2