



USTFCCCA NCAA Division III National Team Rankings

2012 Indoor Track & Field, Week #5

as of 2/22/2012 9:25:34 AM

D denotes multiple-event rule in affect
Only those who score >0.01 pts are shown

MEN

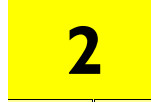


North Central (Ill.)

College Conference of Illinois & Wisconsin

unch

Event	Scrd As	Athlete	Yr	Scored Mark	Date	Pl. Pts.	Bonus	TOTAL
Scored bests come from CURRENT season								
▶ 400m	2	Dan BENTON	SR	48.53	2/17/12	18	2.13	20.13
▶ 400m	8	Bai KABBA	JR	49.27	2/17/12	7	0.77	7.77
▶ 400m	10	Dionte HACKLER	SO	49.36	2/11/12	5	0.62	5.62
▶ 400m	28	Mustapha OLAOYE	FR	49.74	2/3/12	0.1	0.16	0.26
▶ 5000m	12	Dan KERLEY	JR	14:41.71	2/3/12	3	0.44	3.44
▶ 5000m	22	Matthew PEREZ	SO	14:48.58	2/3/12	0.4	0.12	0.52
▶ H60m	30	Nicholas GALANES	SR	8.43	1/20/12	0.02	0.02	0.04
▶ 4x400	1	Kabba, Olayoe, Hackler, Benton		3:16.62	1/28/12	20	3.00	23.00
▶ DMR	19	Gilbert, Hackler, Foley, Hird		10:13.41	1/28/12	0.1	0.00	0.10
▶ HJ	6	Zach HEERSPINK	JR	2.07m 6-9½	2/17/12	10	1.40	11.40
▶ PV	1	Josh WINDER	JR	5.30m 17-4½	1/28/12	20	4.26	24.26
▶ PV	2	John WOOD	SR	5.25m 17-2½	2/17/12	18	3.72	21.72
▶ PV	4	Thomas STACEY	JR	5.05m 16-6½	2/17/12	14	1.90	15.90
▶ PV	9	Frank WLEKLINSKI	JR	4.85m 15-11	2/17/12	6	0.43	6.43
▶ LJ	26	Zach HEERSPINK	SO	6.90m 22-7½	1/13/12	0.2	0.00	0.20
▶ SP	23	Robert KAPUSTKA	JR	15.89m 52-1½	1/28/12	0.35	0.00	0.35
▶ WT	24	Robert KAPUSTKA	JR	17.68m 58-¾	1/28/12	0.3	0.00	0.30
▶ HEPT	22	Joseph HLETKO	JR	4,321	2/3/12	0.4	0.00	0.40
Team Total								141.84



UW-La Crosse

Wisconsin Intercollegiate Athletic Conference

1

Event	Scrd As	Athlete	Yr	Scored Mark		Date	Pl. Pts.	Bonus	TOTAL
Scored bests come from CURRENT season									
▶ 60m	6	Alex KOENEN	FR	6.90		2/18/12	10	1.00	11.00
▶ 400m	1	Aric HOESHCEN	JR	48.01c OT	47.41	2/9/12	20	3.11	23.11
▶ 800m	17	Sean ROYER	SO	1:54.53c OT	1:53.63	2/9/12	0.8	0.35	1.15
▶ 5000m	13	Josh KAUL	SR	14:41.95		2/3/12	2	0.42	2.42
▶ 5000m	33	Zach WILHELMY	JR	14:51.96		2/3/12		0.02	0.02
▶ H60m	20	Joe DEROSIER	SO	8.39		2/3/12	0.5	0.16	0.66
▶ H60m	26	Luke ACKERSON	SR	8.42		2/3/12	0.2	0.05	0.25
▶ 4x400	3	Young, Eberle, Tehan, Hoeshcen		3:18.84		1/27/12	14	1.58	15.58
▶ DMR	7	Kerska, Royer, Rohlman, Hoeshcen		10:01.09		2/18/12	4	1.36	5.36
▶ PV	9	Jeremiah BURISH	SR	4.85m	15-11	2/17/12	6	0.43	6.43
▶ PV	23	Jeffery HILL	FR	4.66m	15-3½	2/3/12	0.35	0.00	0.35
▶ PV	24	David PERGANDE	JR	4.65m	15-3	1/21/12	0.3	0.00	0.30
▶ LJ	7	Isaac VAZQUEZ	JR	7.13m	23-4½	1/28/12	8	0.77	8.77
▶ LJ	11	Troy BROOKS	JR	7.09m	23-3½	2/10/12	4	0.51	4.51
▶ LJ	30	Christopher HAASE	FR	6.88m	22-7	2/17/12	0.02	0.00	0.02
▶ TJ	3	Isaac VAZQUEZ	JR	15.08m	49-5½	1/21/12	16	2.50	18.50
▶ SP	1	Andy NOVAK	SR	18.49m	60-8	2/17/12	20	4.92	24.92
▶ SP	14	Alex ZART	SO	16.16m	53-¾	2/17/12	1.5	0.15	1.65
▶ SP	26	John COOPER	SO	15.79m	51-9½	1/28/12	0.2	0.00	0.20
▶ WT	11	John COOPER	SO	18.45m	60-6½	2/17/12	4	0.45	4.45
▶ HEPT	9	Andy GROSSMAN	JR	4,604		2/10/12	6	0.83	6.83
Team Total								136.48	

"Scrd As", short for "Scored As", Standing used for place points portion of performance's score combining preseason data (when applied) to current season data

Numbers in BLACK are both the performance's actual NCAA rank AND "scored as" rank Numbers in RED indicate actual NCAA rank does not exist or is worse than "scored as" rank Numbers in BLUE indicate actual NCAA rank is better than "scored as" rank

USTFCCCA Non-Member

Non-Member Schools Will NOT be ranked, beginning Week 2



USTFCCCA NCAA Division III National Team Rankings

2012 Indoor Track & Field, Week #5

as of 2/22/2012 9:25:35 AM

D denotes multiple-event rule in affect
Only those who score >0.01 pts are shown

MEN

3



UW-Oshkosh

Wisconsin Intercollegiate Athletic Conference

▼ 1

Event	Scrd As	Athlete	Yr	Scored Mark	Date	Pl. Pts.	Bonus	TOTAL
Scored bests come from CURRENT season								
▶ 400m	15	Reid ZANOYA	FR	49.48	1/27/12	1	0.47	1.47
▶ 400m	20	John CEJKA	JR	49.61c OT 49.01	2/9/12	0.5	0.31	0.81
▶ H60m	13	Alan GERMAN	SR	8.34	2/3/12	2	0.34	2.34
▶ 4x400	2	Cejka, Beaudou, Wilch, Zanoza		3:18.70c OT 3:16.30	2/9/12	17	1.67	18.67
▶ HJ	11	John MCCANN	SO	2.04m 6-8½	2/18/12	4	0.70	4.70
▶ HJ	13	Lukey KLITZ	JR	2.01m 6-7	2/3/12	2	0.35	2.35
▶ LJ	19	Ryan SPRENGER	SO	6.99m 22-11½	2/10/12	0.6	0.04	0.64
▶ LJ	21	Alan GERMAN	SR	6.98m 22-11	2/3/12	0.45	0.00	0.45
▶ TJ	12	Lukey KLITZ	JR	14.39m 47-2½	2/10/12	3	0.37	3.37
▶ SP	2	Nick BAATZ	JR	17.93m 58-10	1/27/12	18	3.45	21.45
▶ SP	6	Pete DELZER	JR	16.64m 54-7½	2/18/12	10	0.80	10.80
▶ SP	10	Lewis PRIOR	JR	16.45m 53-11½	1/20/12	5	0.46	5.46
▶ WT	1	Ben LUDTKE	SR	20.24m 66-5	1/27/12	20	3.95	23.95
▶ WT	3	Pete DELZER	JR	19.82m 65-½	2/18/12	16	2.85	18.85
▶ WT	11	Lewis PRIOR	JR	18.45m 60-6½	1/27/12	4	0.45	4.45
▶ WT	16	Nick BAATZ	JR	18.12m 59-5½	2/18/12	0.9	0.15	1.05
Team Total								120.81

4



UW-Whitewater

Wisconsin Intercollegiate Athletic Conference

unch

Event	Scrd As	Athlete	Yr	Scored Mark	Date	Pl. Pts.	Bonus	TOTAL
Scored bests come from CURRENT season								
▶ 60m	8	Nick BEE	SO	6.92	2/3/12	7	0.73	7.73
▶ 60m	15	Moriarty BROWN-GRIFFIN	SO	6.94	1/14/12	1	0.55	1.55
▶ 60m	15	Dylan CRAFTON	SO	6.94	2/3/12	1	0.55	1.55
▶ 400m	18	Matt SANTAS	SO	49.60	1/14/12	0.7	0.33	1.03
▶ H60m	10	Mike JUDD	FR	8.27	2/18/12	5	0.76	5.76
▶ H60m	24	Marcus SMITH	JR	8.41	1/14/12	0.3	0.09	0.39
▶ 4x400	17	Schroeder, Martinezdelacot, Fritz, Denu		3:20.85	2/18/12	0.3	0.32	0.62
▶ HJ	8	Luke BUCHHOLZ	SR	2.06m 6-9	2/3/12	7	1.16	8.16
▶ PV	29	Cody SPEAKER	SO	4.61m 15-1½	1/21/12	0.05	0.00	0.05
▶ LJ	2	Dave KUCZYNSKI	JR	7.34m 24-1	1/14/12	18	2.53	20.53
▶ LJ	5	Cory ZAESKE	SO	7.18m 23-6½	2/3/12	12	1.10	13.10
▶ TJ	6	Marcus SMITH	JR	14.67m 48-1½	1/14/12	10	1.05	11.05
▶ SP	22	Ben WATSON	SO	15.90m 52-2	2/3/12	0.4	0.00	0.40
▶ WT	22	Jordan MILLER	SR	17.82m 58-5½	1/28/12	0.4	0.00	0.40
Team Total								72.31

5



St. Thomas (Minn.)

Minnesota Intercollegiate Athletic Conference

▲ 3

Event	Scrd As	Athlete	Yr	Scored Mark	Date	Pl. Pts.	Bonus	TOTAL
Scored bests come from CURRENT season								
▶ 60m	19	Cody JERABEK	JR	6.95	2/17/12	0.6	0.45	1.05
▶ 800m	1	Mike HUTTON	JR	1:50.21c OT 1:49.31	2/9/12	20	3.48	23.48
▶ Mile	8	Ben SATHRE	JR	4:10.59	2/17/12	7	0.96	7.96
▶ 5000m	3	Ben SATHRE	JR	14:16.49c OT 14:10.99	2/9/12	16	2.39	18.39
▶ 4x400	15	Jerabek, Mueller, Yorkovich, Hutton		3:20.61	2/17/12	0.5	0.47	0.97
▶ HJ	6	Eyo EKPO	SO	2.07m 6-9½	1/20/12	10	1.40	11.40
▶ PV	29	Jay MAY	JR	4.61m 15-1½	2/17/12	0.05	0.00	0.05
▶ TJ	8	Eyo EKPO	SO	14.65m 48-¾	2/10/12	7	0.99	7.99
▶ WT	28	Bryan THELL	SO	17.23m 56-6½	2/10/12	0.1	0.00	0.10
▶ HEPT	23	Gavin YSETH	JR	4,285	2/3/12	0.35	0.00	0.35
▶ HEPT	25	Maxwell DUNNE	SO	4,281	2/3/12	0.25	0.00	0.25
Team Total								71.99

"Scrd As", short for "Scored As", Standing used for place points portion of performance's score combining preseason data (when applied) to current season data

Numbers in BLACK are both the performance's actual NCAA rank AND "scored as" rank Numbers in RED indicate actual NCAA rank does not exist or is worse than "scored as" rank Numbers in BLUE indicate actual NCAA rank is better than "scored as" rank

USTFCCCA Non-Member

Non-Member Schools Will NOT be ranked, beginning Week 2



USTFCCCA NCAA Division III National Team Rankings

2012 Indoor Track & Field, Week #5

as of 2/22/2012 9:25:35 AM

D denotes multiple-event rule in affect
Only those who score >0.01 pts are shown

MEN

6



McMurry

American Southwest Conference

▼ 1

Event	Scrd As	Athlete	Yr	Scored Mark	Date	Pl. Pts.	Bonus	TOTAL
Scored bests come from CURRENT season								
▶ 60m	1	Kenneth TURNER	JR	6.81	2/11/12	20	2.27	22.27
▶ 60m	22	Trevon ODOM	JR	6.97cA	6.47(55)	1/13/12	0.4	0.27 0.67
▶ 60m	31	Gavan BASS	SR	7.00cA	6.49(55)	2/4/12	0.05	0.05
▶ 400m	6	Kevin CUNNINGHAM	SR	49.19	1/27/12	10	0.91	10.91
▶ H60m	3	Junior SAINT PREUX	FR	8.15cA	7.55(55)	2/4/12	16	1.96 17.96
▶ 4x400	21	Odum, Poindexter, Thompson, Cunningham		3:21.29	2/11/12	0	0.14	0.14
▶ LJ	19	Gavan BASS	SR	6.99m	22-11%	1/13/12	0.6	0.04 0.64
▶ LJ	26	Marcus THOMPSON	SR	6.90m	22-7%	2/4/12	0.2	0.00 0.20
▶ TJ	21	Dillion WILKINS	FR	14.08m	46-2%	1/13/12	0.45	0.00 0.45
▶ SP	4	Paul DAVIS	SO	17.52m	57-5%	2/4/12	14	2.38 16.38
Team Total								69.67

8



Nebraska Wesleyan

Great Plains Athletic Conference

▲ 7

Event	Scrd As	Athlete	Yr	Scored Mark	Date	Pl. Pts.	Bonus	TOTAL
Scored bests come from CURRENT season								
▶ 400m	3	John KERSENBROCK	JR	48.85cb	48.35	2/18/12	16	1.54 17.54
▶ 400m	12	Nick SAWYER	SR	49.42cb	48.92	2/18/12	3	0.54 3.54
▶ 4x400	11	Sawyer, McKenzie, Hower, Kersenbrock		3:19.92cb	3:17.92	2/18/12	0.9	0.90 1.80
▶ HJ	1	Tommie BARDSLEY	FR	2.10m	6-10%	1/27/12	20	2.41 22.41
▶ PV	9	Jay WALL	SR	4.85m	15-11	2/18/12	6	0.43 6.43
▶ LJ	4	John KERSENBROCK	JR	7.21m	23-8	2/18/12	14	1.30 15.30
▶ TJ	25	Jack CHATELAIN	JR	14.05m	46-1%	1/14/12	0.25	0.00 0.25
Team Total								67.28

7



UW-Eau Claire

Wisconsin Intercollegiate Athletic Conference

▼ 1

Event	Scrd As	Athlete	Yr	Scored Mark	Date	Pl. Pts.	Bonus	TOTAL
Scored bests come from CURRENT season								
▶ 60m	11	Thurgood DENNIS	FR	6.93	1/28/12	4	0.64	4.64
▶ 400m	29	Cody PRINCE	FR	49.75	1/21/12	0.05	0.15	0.20
▶ Mile	20	Aaron EASKER	JR	4:13.94	2/3/12	0.5	0.15	0.65
▶ 5000m	23	Thomas BREITBACH	SR	14:49.03	2/10/12	0.35	0.11	0.46
▶ H60m	26	Tony FLOYD	SO	8.42	2/18/12	0.2	0.05	0.25
▶ 4x400	4	Prince, Richardson, Dennis, Ihlang		3:19.17	2/18/12	11	1.37	12.37
▶ DMR	9	Scott, Prince, Hetke, Easker		10:03.11	2/18/12	2	0.92	2.92
▶ SP	13	Joe LILEK	SR	16.17m	53-¾	1/28/12	2	0.16 2.16
▶ SP	28	Tyler GENOVESE	SR	15.74m	51-7%	2/18/12	0.1	0.00 0.10
▶ WT	2	Tony SIGRIST	SR	19.83m	65-¾	2/18/12	18	2.88 20.88
▶ WT	8	Tyler GENOVESE	SR	18.88m	61-11%	2/18/12	7	1.00 8.00
▶ HEPT	4	Bart MESTELLE	SR	4,758	2/3/12	14	1.71	15.71
▶ HEPT	17	Patrick SWANSON	JR	4,346	2/3/12	0.8	0.00	0.80
Team Total								69.14

9



Wabash

North Coast Athletic Conference

▲ 1

Event	Scrd As	Athlete	Yr	Scored Mark	Date	Pl. Pts.	Bonus	TOTAL
Scored bests come from CURRENT season								
▶ 400m	16	John HALEY	JR	49.58cb	49.08	2/10/12	0.9	0.35 1.25
▶ 400m	22	Jake WATERMAN	JR	49.62	2/3/12	0.4	0.30	0.70
▶ 800m	3	Jake WATERMAN	JR	1:51.94	2/18/12	16	2.04	18.04
▶ Mile	2	Kevin MCCARTHY	SR	4:06.58cb	4:05.58	12/9/11	18	2.49 20.49
▶ 5000m	28	Kevin MCCARTHY	SR	14:50.79	1/28/12	0.1	0.05	0.15
▶ H60m	17	Nathan MUELLER	FR	8.38	1/21/12	0.8	0.20	1.00
▶ 4x400	14	Haley, Hruskovich, Whittington, Waterman		3:20.25	2/17/12	0.6	0.70	1.30
▶ DMR	2	Waterman, Haley, Hruskovich, McCarthy		9:53.49cb	9:50.49	2/10/12	17	3.05 20.05
Team Total								62.98

"Scrd As", short for "Scored As", Standing used for place points portion of performance's score combining preseason data (when applied) to current season data

Numbers in BLACK are both the performance's actual NCAA rank AND "scored as" rank Numbers in RED indicate actual NCAA rank does not exist or is worse than "scored as" rank Numbers in BLUE indicate actual NCAA rank is better than "scored as" rank

USTFCCCA Non-Member

Non-Member Schools Will NOT be ranked, beginning Week 2



USTFCCCA NCAA Division III National Team Rankings

2012 Indoor Track & Field, Week #5

as of 2/22/2012 9:25:36 AM

D denotes multiple-event rule in affect
Only those who score >0.01 pts are shown

MEN

10



UW-Stout

Wisconsin Intercollegiate Athletic Conference

▲ 1

Event	Scrd As	Athlete	Yr	Scored Mark	Date	Pl. Pts.	Bonus	TOTAL
Scored bests come from CURRENT season								
5000m	4	Tim NELSON	SR	14:20.72	2/3/12	14	1.97	15.97
PV	3	Daniel DREWEK	SR	5.20m	17-¾	2/18/12	16	3.19 19.19
PV	13	John NEGUS	SR	4.82m	15-9¾	2/10/12	2	0.25 2.25
WT	6	Michael LIHRMAN	SO	19.03m	62-5¼	2/3/12	10	1.27 11.27
HEPT	7	Zach ANDERSON	SO	4,672	2/10/12	8	1.22	9.22
HEPT	11	Brandon ZARNOTH	FR	4,515	2/10/12	4	0.49	4.49
Team Total								62.38

11



UW-Platteville

Wisconsin Intercollegiate Athletic Conference

▼ 4

Event	Scrd As	Athlete	Yr	Scored Mark	Date	Pl. Pts.	Bonus	TOTAL
Scored bests come from CURRENT season								
60m	11	Aaron HRUBES	JR	6.93	2/3/12	4	0.64	4.64
60m	22	Lynn OYAWIRI	SR	6.97	2/3/12	0.4	0.27	0.67
60m	31	Jordan OLP	JR	7.00	2/17/12		0.05	0.05
400m	9	Ben FARRELL	JR	49.32	2/11/12	6	0.68	6.68
Mile	4	Patrick KLEIN	SR	4:08.32	2/17/12	14	1.75	15.75
5000m	9	Patrick KLEIN	SR	14:36.38	2/3/12	6	0.78	6.78
H60m	8	TJ VALLEY	SO	8.23c	7.64(55)	1/28/12	7	1.06 8.06
4x400	8	Farrell, Hrubes, Kessenich, Ziegler		3:19.60	2/17/12	3	1.10	4.10
HJ	5	Ace MCCARTY	SO	2.08m	6-9¾	2/3/12	12	1.73 13.73
PV	22	Chas SPANGENBERG	JR	4.70m	15-5	2/17/12	0.4	0.00 0.40
SP	20	Jake WIEDERHOLT	JR	15.98m	52-5¼	2/17/12	0.5	0.00 0.50
Team Total								61.37

12



Amherst

New England Small College Athletic Conference

▲ 2

Event	Scrd As	Athlete	Yr	Scored Mark	Date	Pl. Pts.	Bonus	TOTAL
Scored bests come from CURRENT season								
400m	5	Ben SCHEETZ	SR	49.07	2/17/12	12	1.13	13.13
800m	4	Ben SCHEETZ	SR	1:52.02cb	1:51.42	1/27/12	14	1.98 15.98
800m	10	Matt MELTON	SO	1:53.93cb	1:53.33	2/10/12	5	0.66 5.66
Mile	1	Ben SCHEETZ	SR	4:04.95cb	4:03.95	2/10/12	20	3.19 23.19
Mile	19	Patrick GRIMES	JR	4:13.57cb	4:12.57	2/10/12	0.6	0.20 0.80
5000m	17	Andrew ERSKINE	JR	14:44.67cb	14:41.07	2/10/12	0.8	0.25 1.05
DMR	18	Grimes, Melton, Sklar, Schetz		10:13.03cb	10:10.03	1/27/12	0.2	0.00 0.20
Team Total								60.01

13



SUNY Geneseo

State University of New York Athletic Conference

▼ 4

Event	Scrd As	Athlete	Yr	Scored Mark	Date	Pl. Pts.	Bonus	TOTAL
Scored bests come from CURRENT season								
800m	7	Chris CARTER	JR	1:53.67cb	1:53.07	2/10/12	8	0.80 8.80
Mile	13	Eddie NOVARA	SR	4:12.41		1/14/12	2	0.46 2.46
Mile	25	Alex BRIMSTEIN	JR	4:15.13c OT	4:12.93	1/27/12	0.25	0.00 0.25
Mile	30	Tom CLARK	JR	4:16.04cb	4:15.04	2/10/12	0.02	0.00 0.02
5000m	7	Eddie NOVARA	SR	14:30.81cb	14:27.21	2/10/12	8	1.15 9.15
5000m	8	Lee BERUBE	SR	14:35.76cb	14:32.16	2/10/12	7	0.82 7.82
DMR	13	Brimstein, Carter, Cleary-Krell, Novara		10:06.60c OT	10:02.40	1/27/12	0.7	0.37 1.07
LJ	1	Wenley LOUIS	SR	7.77m	25-6	2/11/12	20	6.78 26.78
LJ	22	Nwana OKAFOR	JR	6.96m	22-10	1/14/12	0.4	0.00 0.40
Team Total								56.75

"Scrd As", short for "Scored As", Standing used for place points portion of performance's score combining preseason data (when applied) to current season data

Numbers in BLACK are both the performance's actual NCAA rank AND "scored as" rank Numbers in RED indicate actual NCAA rank does not exist or is worse than "scored as" rank Numbers in BLUE indicate actual NCAA rank is better than "scored as" rank

USTFCCCA Non-Member

Non-Member Schools Will NOT be ranked, beginning Week 2



USTFCCCA NCAA Division III National Team Rankings

2012 Indoor Track & Field, Week #5

as of 2/22/2012 9:25:36 AM

D denotes multiple-event rule in affect
Only those who score >0.01 pts are shown

MEN

14



Bates

▲ 3

New England Small College Athletic Conference

Event	Scrd As	Athlete	Yr	Scored Mark	Date	Pl. Pts.	Bonus	TOTAL
Scored bests come from CURRENT season								
800m	24	James LEPAGE	JR	1:55.00cb 1:54.40	1/27/12	0.3	0.12	0.42
Mile	24	Noah GRABOYS	SO	4:14.87	2/17/12	0.3	0.03	0.33
DMR	4	Hannan, Levy, LePage, Graboys		9:58.10cb 9:55.10	2/10/12	11	2.02	13.02
SP	3	David PLESS	JR	17.70m 58-1	2/4/12	16	2.85	18.85
SP	24	Sean ENOS	FR	15.85m 52-0	2/17/12	0.3	0.00	0.30
WT	5	David PLESS	JR	19.15m 62-10	2/17/12	12	1.49	13.49
HEPT	14	David HARDISON	JR	4,403	2/17/12	1.5	0.16	1.66
Team Total								48.06

15



MIT

▼ 3

New England Women's & Men's Athletic Conferen

Event	Scrd As	Athlete	Yr	Scored Mark	Date	Pl. Pts.	Bonus	TOTAL
Scored bests come from CURRENT season								
60m	26	Joshua DUNCAVAGE	JR	6.99	2/3/12	0.2	0.09	0.29
800m	6	Patrick MARX	JR	1:53.46cb 1:52.86	2/10/12	10	0.91	10.91
800m	26	Chadd KIGGINS	FR	1:55.17cb 1:54.57	2/10/12	0.2	0.08	0.28
800m	30	Samuel PARKER	FR	1:55.56cb 1:54.96	1/27/12	0.02	0.00	0.02
Mile	10	Kyle HANNON	JR	4:10.79cb 4:09.79	2/10/12	5	0.90	5.90
Mile	22	Justin BULLOCK	JR	4:14.39	2/17/12	0.4	0.09	0.49
4x400	16	Singer-Clark, Gager, Diamantoni, Marx		3:20.75cb 3:18.75	2/10/12	0.4	0.39	0.79
DMR	6	Kiggins, Way, Marx, Bullock		9:58.71cb 9:55.71	2/10/12	6	1.88	7.88
PV	15	Nathan PETERSON	SR	4.80m 15-9	2/3/12	1	0.18	1.18
WT	4	Chinedum UMACHI	SR	19.39m 63-7½	2/17/12	14	1.92	15.92
Team Total								43.66

16



Methodist

unch

USA South Athletic Conference

Event	Scrd As	Athlete	Yr	Scored Mark	Date	Pl. Pts.	Bonus	TOTAL
Scored bests come from CURRENT season								
60m	22	Roosevelt COLSON	FR	6.97	2/19/12	0.4	0.27	0.67
LJ	5	Lincoln CARR	JR	7.18m 23-6½	1/13/12	12	1.10	13.10
LJ	12	Pierson SINGLETON	JR	7.07m 23-2½	2/4/12	3	0.37	3.37
TJ	1	Lincoln CARR	JR	15.51m 50-10½	1/27/12	20	4.42	24.42
Team Total								41.57

17



Baldwin-Wallace

▲ 3

Ohio Athletic Conference

Event	Scrd As	Athlete	Yr	Scored Mark	Date	Pl. Pts.	Bonus	TOTAL
Scored bests come from CURRENT season								
HJ	15	Brandon EDDY	SO	2.00m 6-6½	2/11/12	1	0.23	1.23
PV	8	Brandon EDDY	SO	4.88m 16-0	1/20/12	7	0.65	7.65
SP	9	Zach MARINUCCI	JR	16.48m 54-1	2/17/12	6	0.51	6.51
SP	14	Mitchell SUPAN	JR	16.16m 53-¼	2/3/12	1.5	0.15	1.65
WT	20	Mitchell SUPAN	JR	17.87m 58-7½	2/17/12	0.5	0.00	0.50
HEPT	1	Brandon EDDY	SO	5,065	2/3/12	20	3.74	23.74
Team Total								41.29

18



Christopher Newport

▲ 1

USA South Athletic Conference

Event	Scrd As	Athlete	Yr	Scored Mark	Date	Pl. Pts.	Bonus	TOTAL
Scored bests come from CURRENT season								
HJ	2	Richard ROETHEL	JR	2.09m 6-10½	1/27/12	18	2.07	20.07
TJ	20	Kwarteng ASARE	JR	14.10m 46-3½	2/19/12	0.5	0.00	0.50
HEPT	3	Richard ROETHEL	JR	5,014	1/20/12	16	3.32	19.32
Team Total								39.89

"Scrd As", short for "Scored As", Standing used for place points portion of performance's score combining preseason data (when applied) to current season data

Numbers in BLACK are both the performance's actual NCAA rank AND "scored as" rank Numbers in RED indicate actual NCAA rank does not exist or is worse than "scored as" rank Numbers in BLUE indicate actual NCAA rank is better than "scored as" rank

USTFCCCA Non-Member

Non-Member Schools Will NOT be ranked, beginning Week 2



USTFCCCA NCAA Division III National Team Rankings

2012 Indoor Track & Field, Week #5

as of 2/22/2012 9:25:37 AM

D denotes multiple-event rule in affect
Only those who score >0.01 pts are shown

MEN

19



Haverford

Centennial Conference

▼ 6

Event	Scrd As	Athlete	Yr	Scored Mark		Date	Pl. Pts.	Bonus	TOTAL
Scored bests come from CURRENT season									
▶ 800m	13	Tim SCHOCH	SR	1:54.11		1/20/12	2	0.57	2.57
▶ 800m	14	Andrew GOLATO	SR	1:54.22cb	1:53.62	2/10/12	1.5	0.51	2.01
▶ 800m	19	Eric ARNOLD	SR	1:54.60		1/20/12	0.6	0.31	0.91
▶ Mile	7	Jordan SCHILIT	JR	4:10.57cb	4:09.57	2/10/12	8	0.96	8.96
▶ Mile	16	Tim SCHOCH	SR	4:12.60cb	4:11.60	1/27/12	0.9	0.40	1.30
▶ Mile	18	Eric ARNOLD	SR	4:13.18cb	4:12.18	2/10/12	0.7	0.25	0.95
▶ Mile	26	Andrew GOLATO	SR	4:15.33cb	4:14.33	1/27/12	0.2	0.00	0.20
▶ 5000m	2	Jordan SCHILIT	JR	14:16.37cb	14:12.77	1/27/12	18	2.41	20.41
▶ 5000m	19	Chris STADLER	SO	14:45.75cb	14:42.15	1/27/12	0.6	0.21	0.81
▶ 5000m	25	Brian SOKAS	SO	14:49.35cb	14:45.75	1/27/12	0.25	0.10	0.35
▶ 5000m	31	Peter KISSIN	JR	14:51.14cb	14:47.54	1/27/12		0.04	0.04
▶ 5000m	32	Faraz SOHAIL	SR	14:51.46cb	14:47.86	1/27/12		0.03	0.03
▶ 5000m	34	Andrew STURNER	SR	14:52.11cb	14:48.51	1/27/12		0.01	0.01
▶ DMR	12	Schoch, Keny, Olshansky, Schilit		10:05.83		2/3/12	0.8	0.48	1.28
Team Total									39.84

21



UW-River Falls

Wisconsin Intercollegiate Athletic Conference

▲ 3

Event	Scrd As	Athlete	Yr	Scored Mark	Date	Pl. Pts.	Bonus	TOTAL	
Scored bests come from CURRENT season									
▶ Mile	11	Jared BRANDENBURG	SR	4:11.48	2/17/12	4	0.71	4.71	
▶ 5000m	14	Jared BRANDENBURG	SR	14:42.21	2/3/12	1.5	0.40	1.90	
HJ	9	Clai CATTO	SR	2.05m	6-8"	2/10/12	6	0.93	6.93
▶ TJ	2	Mike SANDLE	FR	15.38m	50-5"	2/10/12	18	3.84	21.84
Team Total								35.38	

22



Wartburg

Iowa Intercollegiate Athletic Conference

▲ 1

Event	Scrd As	Athlete	Yr	Scored Mark		Date	Pl. Pts.	Bonus	TOTAL
Scored bests come from CURRENT season									
▶ H60m	12	Larry JOHNSON	SO	8.32		1/20/12	3	0.42	3.42
▶ HJ	2	Jonas ELUSME	SO	2.09m	6-10%	2/9/12	18	2.07	20.07
▶ LJ	8	Jonas ELUSME	SO	7.12m	23-4½	1/27/12	7	0.71	7.71
▶ LJ	12	Wendell BOOTH	SR	7.07m	23-2½	2/18/12	3	0.37	3.37
▶ HEPT	19	Tate DEMEULENAERE	JR	4,345		2/3/12	0.6	0.00	0.60
Team Total									35.17

23



Middlebury

New England Small College Athletic Conference

▼ 2

Event	Scrd As	Athlete	Yr	Scored Mark		Date	Pl. Pts.	Bonus	TOTAL
Scored bests come from CURRENT season									
▶ 5000m	1	Michael SCHMIDT	JR	14:13.90cb	14:10.30	1/27/12	20	2.66	22.66
▶ 5000m	15	Jack DAVIES	SO	14:43.53cb	14:39.93	1/27/12	1	0.32	1.32
▶ DMR	5	Davies, Hetzler, Hebble, Schmidt		9:58.53cb	9:55.53	2/10/12	8	1.92	9.92
Team Total								33.90	

20



UMass Dartmouth

Little East Conference

▼ 2

Event	Scrd As	Athlete	Yr	Scored Mark		Date	Pl. Pts.	Bonus	TOTAL
Scored bests come from CURRENT season									
▶ 60m	2	Phito GONDRE	FR	6.84		1/27/12	18	1.84	19.84
▶ 60m	31	Francois CHERDUVILLE	FR	7.00		2/17/12		0.05	0.05
▶ HJ	20	Adam JONES	FR	1.99m	6-6½	1/21/12	0.5	0.12	0.62
▶ LJ	14	Chris PERRY	SO	7.06m	23-2	2/11/12	1.5	0.31	1.81
▶ TJ	4	Chris PERRY	SO	14.87m	48-9½	12/10/11	14	1.65	15.65
▶ TJ	22	Aaron AMADO	FR	14.06m	46-1½	2/11/12	0.4	0.00	0.40
▶ WT	20	Robert YARBOUGH	SR	17.87m	58-7½	2/11/12	0.5	0.00	0.50
Team Total									38.86

"Scrd As", short for "Scored As", Standing used for place points portion of performance's score combining preseason data (when applied) to current season data

Numbers in BLACK are both the performance's actual NCAA rank AND "scored as" rank Numbers in RED indicate actual NCAA rank does not exist or is worse than "scored as" rank Numbers in BLUE indicate actual NCAA rank is better than "scored as" rank

USTFCCCA Non-Member

Non-Member Schools Will NOT be ranked, beginning Week 2



USTFCCCA NCAA Division III National Team Rankings

2012 Indoor Track & Field, Week #5

as of 2/22/2012 9:25:37 AM

D denotes multiple-event rule in affect
Only those who score >0.01 pts are shown

MEN

24



Springfield (Mass.)

▼ 2

New England Women's & Men's Athletic Conference

Event	Scrd As	Athlete	Yr	Scored Mark	Date	Pl. Pts.	Bonus	TOTAL
Scored bests come from CURRENT season								
5000m	21	Brian FULLER	SR	14:47.69	12/3/11	0.45	0.15	0.60
5000m	27	Ryan O'CONNELL	JR	14:49.61cb 14:46.01	2/10/12	0.15	0.09	0.24
LJ	3	Kevin COYLE	SR	7.30m 23-11½	1/28/12	16	2.14	18.14
TJ	5	Kevin COYLE	SR	14.83m 48-8	2/10/12	12	1.53	13.53
Team Total								32.51

25



UW-Stevens Point

▲ 17

Wisconsin Intercollegiate Athletic Conference

Event	Scrd As	Athlete	Yr	Scored Mark	Date	Pl. Pts.	Bonus	TOTAL
Scored bests come from CURRENT season								
800m	9	Dan SULLIVAN	SO	1:53.90	2/10/12	6	0.68	6.68
Mile	15	Dan SULLIVAN	SO	4:12.51	2/3/12	1	0.43	1.43
DMR	3	Berry, Awosika, Steiner, Sullivan		9:57.78	2/18/12	14	2.09	16.09
HJ	11	Zach MIXDORF	SO	2.04m 6-8¼	2/18/12	4	0.70	4.70
HEPT	21	Nick GEIGER	SO	4,327	2/3/12	0.45	0.00	0.45
Team Total								29.35

26



Whitworth

▲ 27

Northwest Conference

Event	Scrd As	Athlete	Yr	Scored Mark	Date	Pl. Pts.	Bonus	TOTAL
Scored bests come from CURRENT season								
HJ	9	Frank LIMA	JR	2.05m 6-8¼	2/12/12	6	0.93	6.93
PV	18	Chibron TOMEO	JR	4.75m 15-7	2/17/12	0.7	0.00	0.70
SP	5	Carter COMITO	SO	17.33m 56-10¼	2/17/12	12	2.04	14.04
SP	17	Samuel WRIGHT	SO	16.08m 52-9¼	2/4/12	0.8	0.07	0.87
HEPT	12	Luke MATHEWS	JR	4,467	2/17/12	3	0.34	3.34
Team Total								25.89

27



Bowdoin

unch

New England Small College Athletic Conference

Event	Scrd As	Athlete	Yr	Scored Mark	Date	Pl. Pts.	Bonus	TOTAL
Scored bests come from CURRENT season								
Mile	17	Coby HOROWITZ	SO	4:13.05	2/17/12	0.8	0.28	1.08
DMR	1	Horowitz, Gamache, Fong, Hillard		9:52.27cb 9:49.27	2/10/12	20	3.32	23.32
Team Total								24.40

28



Otterbein

unch

Ohio Athletic Conference

Event	Scrd As	Athlete	Yr	Scored Mark	Date	Pl. Pts.	Bonus	TOTAL
Scored bests come from CURRENT season								
H60m	1	Austin CURBOW	SR	8.01	2/11/12	20	3.58	23.58
HEPT	28	Aaric MILLIGAN	SO	4,260	2/3/12	0.1	0.00	0.10
Team Total								23.68

29



Illinois College

▼ 4

Midwest Conference

Event	Scrd As	Athlete	Yr	Scored Mark	Date	Pl. Pts.	Bonus	TOTAL
Scored bests come from CURRENT season								
H60m	14	Josiah NORVILLE	SR	8.35	2/4/12	1.5	0.31	1.81
HEPT	2	Caleb COX	SO	5,027	2/3/12	18	3.43	21.43
Team Total								23.23

30



NYU

▲ 25

University Athletic Association

Event	Scrd As	Athlete	Yr	Scored Mark	Date	Pl. Pts.	Bonus	TOTAL
Scored bests come from CURRENT season								
60m	8	Jonathan SIMON	FR	6.92	2/18/12	7	0.73	7.73
800m	15	James PATTERSON	JR	1:54.31cb 1:53.71	2/10/12	1	0.46	1.46
Mile	5	Matt TURLIP	SR	4:09.88cb 4:08.88	2/18/12	12	1.16	13.16
Team Total								22.35

"Scrd As", short for "Scored As", Standing used for place points portion of performance's score combining preseason data (when applied) to current season data

Numbers in BLACK are both the performance's actual NCAA rank AND "scored as" rank Numbers in RED indicate actual NCAA rank does not exist or is worse than "scored as" rank Numbers in BLUE indicate actual NCAA rank is better than "scored as" rank

USTFCCCA Non-Member

Non-Member Schools Will NOT be ranked, beginning Week 2



USTFCCCA NCAA Division III National Team Rankings

2012 Indoor Track & Field, Week #5

as of 2/22/2012 9:25:37 AM

D denotes multiple-event rule in affect
Only those who score >0.01 pts are shown

MEN

31



Rose-Hulman

Heartland Collegiate Athletic Conference

▼ 2

Event	Scrd As	Athlete	Yr	Scored Mark	Date	Pl. Pts.	Bonus	TOTAL
Scored bests come from CURRENT season								
▶ 60m	31	Jeremiah EDWARDS	JR	7.00	2/11/12		0.05	0.05
▶ 400m	24	Sutton COLEMAN	SR	49.64	2/3/12	0.3	0.28	0.58
▶ 400m	35	Tyler HANNAN	JR	49.92	2/18/12		0.04	0.04
▶ H60m	2	Sutton COLEMAN	SR	8.12	1/28/12	18	2.31	20.31
▶ PV	18	Collin CROWSON	JR	4.75m	2/3/12	0.7	0.00	0.70
Team Total								21.67

32



Gwynedd-Mercy

Colonial States Athletic Conference

▼ 2

Event	Scrd As	Athlete	Yr	Scored Mark		Date	Pl. Pts.	Bonus	TOTAL
Scored bests come from CURRENT season									
▶ 800m	21	Matt VANDENHENGEL	SR	1:54.73cb	1:54.13	1/27/12	0.45	0.24	0.69
▶ HJ	2	Justin TURNER	JR	2.09m	6-10"	12/10/11	18	2.07	20.07
Team Total									20.76

33



Birmingham-Southern

Southern Collegiate Athletic Conference

Event	Scrd As	Athlete	Yr	Scored Mark	Date	Pl. Pts.	Bonus	TOTAL
Scored bests come from CURRENT season								
▶ 800m	2	Robert WILLETT	JR	1:51.83cb	1:51.23	2/9/12	18	2.13
Team Total								20.13

34



Colby

New England Small College Athletic Conference

▲ 4

Event	Scrd As	Athlete	Yr	Scored Mark	Date	Pl. Pts.	Bonus	TOTAL	
Scored bests come from CURRENT season									
▶ 60m	3	Dominique KONE	JR	6.85	2/17/12	16	1.70	17.70	
▶ 800m	18	Dylan NISKY	SO	1:54.58cb	1:53.98	2/10/12	0.7	0.32	1.02
Team Total								18.72	

35



Brandeis

University Athletic Association

▲ 2

Event	Scrd As	Athlete	Yr	Scored Mark		Date	Pl. Pts.	Bonus	TOTAL
Scored bests come from CURRENT season									
▶ Mile	3	Chris BROWN	SR	4:06.98cb	4:05.98	2/10/12	16	2.32	18.32
▶ Mile	29	Taylor DUNDAS	SO	4:15.97cb	4:14.97	1/27/12	0.05	0.00	0.05
Team Total									18.37

36



Defiance

Heartland Collegiate Athletic Conference

▼ 1

Event	Scrd As	Athlete	Yr	Scored Mark		Date	Pl. Pts.	Bonus	TOTAL
Scored bests come from CURRENT season									
▶ SP	7	Tom POSTEMA	FR	16.60m	54-5½	2/4/12	8	0.73	8.73
▶ WT	7	Tom POSTEMA	FR	19.02m	62-5	2/18/12	8	1.26	9.26
Team Total									17.98

37



Moravian

Landmark Conference

▼ 6

Event	Scrd As	Athlete	Yr	Scored Mark		Date	Pl. Pts.	Bonus	TOTAL
Scored bests come from CURRENT season									
▶ 800m	11	Steve AMBROSI	SR	1:53.94cb	1:53.34	2/10/12	4	0.66	4.66
▶ 5000m	18	Donald NOBLE	JR	14:45.10cb	14:41.50	2/10/12	0.7	0.23	0.93
▶ 5000m	26	Matt LUTCZA	SR	14:49.48cb	14:45.88	2/10/12	0.2	0.09	0.29
▶ PV	6	Timothy LAYNG	SR	4.95m	16-2"	2/10/12	10	1.17	11.17
▶ TJ	27	Kris JOINT	SO	13.99m	45-10"	12/2/11	0.15	0.00	0.15
Team Total									17.20

38



Calvin

Michigan Intercollegiate Athletic Association

▼ 4

Event	Scrd As	Athlete	Yr	Scored Mark		Date	Pl. Pts.	Bonus	TOTAL
Scored bests come from CURRENT season									
▶ Mile	23	Greg WHITTLE	JR	4:14.60c OT	4:12.40	2/10/12	0.35	0.06	0.41
▶ 5000m	5	Nick KRAMER	JR	14:25.88c OT	14:20.38	2/10/12	12	1.47	13.47
▶ 5000m	29	Matt VANDER ROEST	JR	14:50.93c OT	14:45.43	1/20/12	0.05	0.05	0.10
▶ SP	12	Aaron MECKES	JR	16.23m	53-3	2/10/12	3	0.21	3.21
Team Total									17.20

"Scrd As", short for "Scored As", Standing used for place points portion of performance's score combining preseason data (when applied) to current season data

Numbers in BLACK are both the performance's actual NCAA rank AND "scored as" rank Numbers in RED indicate actual NCAA rank does not exist or is worse than "scored as" rank Numbers in BLUE indicate actual NCAA rank is better than "scored as" rank

USTFCCCA Non-Member

Non-Member Schools Will NOT be ranked, beginning Week 2



USTFCCCA NCAA Division III National Team Rankings

2012 Indoor Track & Field, Week #5

as of 2/22/2012 9:25:38 AM

D denotes multiple-event rule in affect
Only those who score >0.01 pts are shown

MEN

39



Case Western Reserve ▲ 2

University Athletic Association

Event	Scrd As	Athlete	Yr	Scored Mark	Date	Pl. Pts.	Bonus	TOTAL
Scored bests come from CURRENT season								
▶ H60m	6	Matt JURCAK	SR	8.21	2/11/12	10	1.29	11.29
▶ HEPT	10	Michael COHARA	JR	4,523	12/10/11	5	0.51	5.51
Team Total								16.80

40



Washington and Lee ▼ 4

Old Dominion Athletic Conference

Event	Scrd As	Athlete	Yr	Scored Mark	Date	Pl. Pts.	Bonus	TOTAL
Scored bests come from CURRENT season								
▶ 400m	4	Alexander TALLMAN	SO	49.06	2/11/12	14	1.15	15.15
▶ HEPT	15	Dillon MYERS	SO	4,394	1/27/12	1	0.13	1.13
Team Total								16.28

41



Utica ▲ 2

Empire 8 Athletic Conference

Event	Scrd As	Athlete	Yr	Scored Mark	Date	Pl. Pts.	Bonus	TOTAL
Scored bests come from CURRENT season								
▶ 60m	26	Sylvester OWUSU	JR	6.99	2/4/12	0.2	0.09	0.29
▶ H60m	4	Joe PRUCKNO	SR	8.18	1/28/12	14	1.63	15.63
Team Total								15.92

42



TCNJ ▲ 31

New Jersey Athletic Conference

Event	Scrd As	Athlete	Yr	Scored Mark	Date	Pl. Pts.	Bonus	TOTAL
Scored bests come from CURRENT season								
▶ 60m	5	Chris MEDINA	SR	6.89	2/18/12	12	1.14	13.14
▶ 4x400	20	Spekhardt, D'Aiutolo, Tasco, Moutenot		3:21.08cb 3:19.08	2/10/12	0.05	0.23	0.28
▶ DMR	14	McGeever, Mulcahey, Tasco, Herschman		10:08.66cb 10:05.66	2/18/12	0.6	0.07	0.67
▶ HJ	25	Scott LISA	SO	1.98m 6-6	2/18/12	0.25	0.00	0.25
▶ TJ	15	Steve D'AIUTOLO	JR	14.29m 46-10%	2/4/12	1	0.22	1.22
Team Total								15.56

43



Tufts ▲ 7

New England Small College Athletic Conference

Event	Scrd As	Athlete	Yr	Scored Mark	Date	Pl. Pts.	Bonus	TOTAL
Scored bests come from CURRENT season								
▶ Mile	28	Connor ROSE	SR	4:15.85cb 4:14.85	1/27/12	0.1	0.00	0.10
▶ 5000m	10	Matt RAND	JR	14:38.52cb 14:34.92	2/10/12	5	0.64	5.64
▶ 4x400	22	Goins, Lee, Beutler, Lange Vagle		3:21.56cb 3:19.56	1/27/12	0	0.03	0.03
▶ DMR	10	Rose, Beutler, Marvel, Haney		10:03.47cb 10:00.47	2/10/12	1	0.84	1.84
▶ PV	9	Brad NAKANISHI	JR	4.85m 15-11	2/17/12	6	0.43	6.43
▶ TJ	18	Gbola AJAYI	JR	14.15m 46-5%	2/17/12	0.7	0.00	0.70
▶ HEPT	17	Michael BLAIR	JR	4,346	1/20/12	0.8	0.00	0.80
Team Total								15.55

44



Heidelberg ▲ 1

Ohio Athletic Conference

Event	Scrd As	Athlete	Yr	Scored Mark	Date	Pl. Pts.	Bonus	TOTAL
Scored bests come from CURRENT season								
▶ 400m	33	Wes HENDRICKS	SR	49.80	2/17/12		0.11	0.11
▶ 4x400	19	Bentz, Yoder, Hendricks, Thomas		3:21.07	2/17/12	0.1	0.23	0.33
▶ HJ	25	Josh LYNCH	SO	1.98m 6-6	2/4/12	0.25	0.00	0.25
▶ TJ	15	Josh LYNCH	SO	14.29m 46-10%	2/11/12	1	0.22	1.22
▶ HEPT	5	Joe YODER	SR	4,724	2/3/12	12	1.52	13.52
Team Total								15.43

45



Wittenberg ▲ 2

North Coast Athletic Conference

Event	Scrd As	Athlete	Yr	Scored Mark	Date	Pl. Pts.	Bonus	TOTAL
Scored bests come from CURRENT season								
▶ 60m	4	Victor BANJO	FR	6.87	2/17/12	14	1.42	15.42
Team Total								15.42

"Scrd As", short for "Scored As", Standing used for place points portion of performance's score combining preseason data (when applied) to current season data

Numbers in BLACK are both the performance's actual NCAA rank AND "scored as" rank Numbers in RED indicate actual NCAA rank does not exist or is worse than "scored as" rank Numbers in BLUE indicate actual NCAA rank is better than "scored as" rank

USTFCCCA Non-Member

Non-Member Schools Will NOT be ranked, beginning Week 2



USTFCCCA NCAA Division III National Team Rankings

2012 Indoor Track & Field, Week #5

as of 2/22/2012 9:25:38 AM

D denotes multiple-event rule in affect
Only those who score >0.01 pts are shown

MEN

46



Mount Union

Ohio Athletic Conference

▼ 6

Event	Scrd As	Athlete	Yr	Scored Mark	Date	Pl. Pts.	Bonus	TOTAL
Scored bests come from CURRENT season								
HJ	25	Levi SIMMONS	FR	1.98m	6-6	1/27/12	0.25	0.00 0.25
TJ	9	Sam LUDGOOD	SO	14.52m	47-7½	12/9/11	6	0.59 6.59
SP	8	Sean DENARD	JR	16.56m	54-4	2/11/12	7	0.66 7.66
SP	30	Sean DONNELLY	FR	15.69m	51-5½	12/9/11	0.02	0.00 0.02
Team Total								14.52

47



SUNY Oneonta

State University of New York Athletic Conference

▼ 21

Event	Scrd As	Athlete	Yr	Scored Mark	Date	Pl. Pts.	Bonus	TOTAL
Scored bests come from CURRENT season								
60m	7	Sean BERNSTEIN	JR	6.91	2/18/12	8	0.87	8.87
400m	30	Sean WREN	SR	49.76cb	49.26	2/10/12	0.02	0.14 0.16
4x400	7	Bernstein, Wren, Farrell, Dobson		3:19.36cb	3:17.36	2/10/12	4	1.25 5.25
Team Total								14.27

48



SUNY Cortland

State University of New York Athletic Conference

▼ 9

Event	Scrd As	Athlete	Yr	Scored Mark	Date	Pl. Pts.	Bonus	TOTAL
Scored bests come from CURRENT season								
4x400	13	Wiltshire, Linton, Yodice, Banks		3:20.18cb	3:18.18	2/10/12	0.7	0.74 1.44
HJ	20	Brandon LOOMIS	SO	1.99m	6-6½	2/11/12	0.5	0.12 0.62
PV	6	Ryan PERICOZZI	SR	4.95m	16-2½	12/10/11	10	1.17 11.17
PV	24	Ken BUCARO	SR	4.65m	15-3	2/18/12	0.3	0.00 0.30
Team Total								13.52

49



Lebanon Valley

Middle Atlantic Conferences

▲ 2

Event	Scrd As	Athlete	Yr	Scored Mark	Date	Pl. Pts.	Bonus	TOTAL
Scored bests come from CURRENT season								
H60m	5	Jerome DUNCAN	JR	8.19	2/11/12	12	1.51	13.51
Team Total								13.51

50



Brockport

State University of New York Athletic Conference

▼ 4

Event	Scrd As	Athlete	Yr	Scored Mark	Date	Pl. Pts.	Bonus	TOTAL
Scored bests come from CURRENT season								
PV	5	Zach FERRARA	JR	4.96m	16-3½	2/4/12	12	1.24 13.24
Team Total								13.24

51



Wheaton (Ill.)

College Conference of Illinois & Wisconsin

▲ 15

Event	Scrd As	Athlete	Yr	Scored Mark	Date	Pl. Pts.	Bonus	TOTAL
Scored bests come from CURRENT season								
800m	5	Luke VANCE	SO	1:52.99	2/17/12	12	1.19	13.19
Team Total								13.19

52



Bethel (Minn.)

Minnesota Intercollegiate Athletic Conference

▲ 50

Event	Scrd As	Athlete	Yr	Scored Mark	Date	Pl. Pts.	Bonus	TOTAL
Scored bests come from CURRENT season								
800m	12	Matt SCHAFER	JR	1:54.10	2/17/12	3	0.57	3.57
4x400	5	Spronk, LeMay, Schlegel, Puckett		3:19.20	2/17/12	8	1.36	9.36
Team Total								12.93

53



Washington (Mo.)

University Athletic Association

▼ 5

Event	Scrd As	Athlete	Yr	Scored Mark	Date	Pl. Pts.	Bonus	TOTAL
Scored bests come from CURRENT season								
5000m	30	Kevin SPARKS	SO	14:50.96	2/11/12	0.02	0.05	0.07
H60m	6	Tyler JACKSON	SR	8.21	1/28/12	10	1.29	11.29
HJ	15	Justin PIEPER	SO	2.00m	6-6½	1/21/12	1	0.23 1.23
Team Total								12.59

"Scrd As", short for "Scored As", Standing used for place points portion of performance's score combining preseason data (when applied) to current season data

Numbers in BLACK are both the performance's actual NCAA rank AND "scored as" rank Numbers in RED indicate actual NCAA rank does not exist or is worse than "scored as" rank Numbers in BLUE indicate actual NCAA rank is better than "scored as" rank

USTFCCCA Non-Member

Non-Member Schools Will NOT be ranked, beginning Week 2



USTFCCCA NCAA Division III National Team Rankings

2012 Indoor Track & Field, Week #5

as of 2/22/2012 9:25:39 AM

D

denotes multiple-event rule in affect

Only those who score >0.01 pts are shown

MEN

54



Elizabethtown

Middle Atlantic Conferences

▼22

Event	Scrd As	Athlete	Yr	Scored Mark	Date	Pl. Pts.	Bonus	TOTAL
Scored bests come from CURRENT season								
▶ 800m	16	Matt REVER	SO	1:54.48	2/11/12	0.9	0.37	1.27
▶ 800m	28	Russell SPEIDEN	SR	1:55.51	2/11/12	0.1	0.00	0.10
▶ Mile	9	Russell SPEIDEN	SR	4:10.62	1/27/12	6	0.95	6.95
▶ DMR	8	Focht, Niles, Rever, Speiden		10:02.68	2/3/12	3	1.02	4.02
Team Total								12.34

55



Denison

North Coast Athletic Conference

▲1

Event	Scrd As	Athlete	Yr	Scored Mark	Date	Pl. Pts.	Bonus	TOTAL
Scored bests come from CURRENT season								
▶ Mile	21	Makorobondo SALUKOMBO	SR	4:14.35c OT 4:12.15	2/18/12	0.45	0.10	0.55
▶ 5000m	6	Makorobondo SALUKOMBO	SR	14:28.18cb 14:24.58	2/10/12	10	1.32	11.32
Team Total								11.87

56



Hamline

Minnesota Intercollegiate Athletic Conference

▲11

Event	Scrd As	Athlete	Yr	Scored Mark	Date	Pl. Pts.	Bonus	TOTAL
Scored bests come from CURRENT season								
▶ Mile	14	Jack DEICHERT	SR	4:12.46	2/17/12	1.5	0.44	1.94
▶ PV	17	Shaise SCHUETTE	JR	4.79m 15-8%	1/21/12	0.8	0.14	0.94
▶ SP	18	Brennan MCKEAG	SR	16.04m 52-7%	2/10/12	0.7	0.04	0.74
▶ WT	9	Brennan MCKEAG	SR	18.84m 61-9%	2/18/12	6	0.93	6.93
▶ WT	17	Andrew SCHLICHTING	SR	18.03m 59-2	2/10/12	0.8	0.07	0.87
Team Total								11.42

57



Luther

Iowa Intercollegiate Athletic Conference

▲74

Event	Scrd As	Athlete	Yr	Scored Mark	Date	Pl. Pts.	Bonus	TOTAL
Scored bests come from CURRENT season								
▶ HEPT	6	Dalen DIRTH	SR	4,689	2/17/12	10	1.32	11.32
Team Total								11.32

58



UMass Boston

Little East Conference

▼14

Event	Scrd As	Athlete	Yr	Scored Mark	Date	Pl. Pts.	Bonus	TOTAL
Scored bests come from CURRENT season								
▶ 400m	14	Kebba NASSO	FR	49.45	2/17/12	1.5	0.51	2.01
▶ H60m	9	Joshua QUINNIE	FR	8.26	12/10/11	6	0.83	6.83
▶ HJ	13	Tylor HART	FR	2.01m 6-7	1/8/12	2	0.35	2.35
Team Total								11.19

59



St. Olaf

Minnesota Intercollegiate Athletic Conference

▲47

Event	Scrd As	Athlete	Yr	Scored Mark	Date	Pl. Pts.	Bonus	TOTAL
Scored bests come from CURRENT season								
▶ Mile	6	Brian SAKSA	SO	4:10.37	2/17/12	10	1.02	11.02
▶ DMR	20	Saksa, Johnson, Gilbertson, Wintheiser		10:14.25c OT 10:10.05	2/9/12	0.05	0.00	0.05
Team Total								11.07

60



Buffalo State

State University of New York Athletic Conference

▼11

Event	Scrd As	Athlete	Yr	Scored Mark	Date	Pl. Pts.	Bonus	TOTAL
Scored bests come from CURRENT season								
▶ 60m	26	Jalen LAW	SO	6.99c 6.50(55)	1/20/12	0.2	0.09	0.29
▶ 400m	7	James CAMPBELL	SO	49.20c OT 48.60	1/27/12	8	0.90	8.90
▶ 400m	25	Davon ROLLINS	SR	49.69cb 49.19	2/10/12	0.25	0.22	0.47
▶ H60m	17	Chris RONES	SO	8.38	2/17/12	0.8	0.20	1.00
Team Total								10.65

61



Wesleyan (Conn.)

New England Small College Athletic Conference

▼1

Event	Scrd As	Athlete	Yr	Scored Mark	Date	Pl. Pts.	Bonus	TOTAL
Scored bests come from CURRENT season								
▶ 60m	20	LaDarius DREW	FR	6.96	2/17/12	0.5	0.36	0.86
▶ TJ	7	TOMMIE LARK	SR	14.66m 48-1%	1/27/12	8	1.02	9.02
Team Total								9.88

"Scrd As", short for "Scored As", Standing used for place points portion of performance's score combining preseason data (when applied) to current season data

Numbers in BLACK are both the performance's actual NCAA rank AND "scored as" rank Numbers in RED indicate actual NCAA rank does not exist or is worse than "scored as" rank Numbers in BLUE indicate actual NCAA rank is better than "scored as" rank

USTFCCCA Non-Member

Non-Member Schools Will NOT be ranked, beginning Week 2



USTFCCCA NCAA Division III National Team Rankings

2012 Indoor Track & Field, Week #5

as of 2/22/2012 9:25:39 AM

D denotes multiple-event rule in affect
Only those who score >0.01 pts are shown

MEN

62



Carthage

College Conference of Illinois & Wisconsin

▼ 5

Event	Scrd As	Athlete	Yr	Scored Mark	Date	Pl. Pts.	Bonus	TOTAL
-------	---------	---------	----	-------------	------	----------	-------	-------

Scored bests come from CURRENT season

▶ 400m	36	Aryan AVANT	FR	49.93		2/18/12		0.03	0.03
▶ 4x400	6	Stewart, Brown, Blakey, Avant		3:19.25		2/18/12	6	1.32	7.32
▶ TJ	25	Cale BROWN	SO	14.05m	46-1½	1/27/12	0.25	0.00	0.25
▶ SP	21	Derrik GUYETTE	FR	15.91m	52-2½	2/18/12	0.45	0.00	0.45
▶ SP	29	Greg RAIMONDI	SR	15.73m	51-7½	2/11/12	0.05	0.00	0.05
▶ WT	15	Greg RAIMONDI	SR	18.14m	59-6½	2/11/12	1	0.17	1.17
▶ WT	25	Eric SCHMIDT	JR	17.61m	57-9½	2/3/12	0.25	0.00	0.25

Team Total 9.52

63



Central (Iowa)

Iowa Intercollegiate Athletic Conference

▼ 2

Event	Scrd As	Athlete	Yr	Scored Mark	Date	Pl. Pts.	Bonus	TOTAL
-------	---------	---------	----	-------------	------	----------	-------	-------

Scored bests come from CURRENT season

▶ HJ	25	Eric LARSON	FR	1.98m	6-6	2/3/12	0.25	0.00	0.25
▶ HJ	25	Breighen POWELL	SR	1.98m	6-6	2/3/12	0.25	0.00	0.25
▶ LJ	9	Ethan MILLER	SR	7.11m	23-4	1/27/12	6	0.64	6.64
▶ HEPT	16	Eric LARSON	FR	4,381		2/3/12	0.9	0.09	0.99
▶ HEPT	24	Aaron FULLER	JR	4,284		2/3/12	0.3	0.00	0.30
▶ HEPT	26	Breighen POWELL	SR	4,263		2/3/12	0.2	0.00	0.20

Team Total 8.63

64



Principia

St. Louis Intercollegiate Athletic Conference

▼ 5

Event	Scrd As	Athlete	Yr	Scored Mark	Date	Pl. Pts.	Bonus	TOTAL
-------	---------	---------	----	-------------	------	----------	-------	-------

Scored bests come from CURRENT season

▶ 800m	8	Drew CLARK	SR	1:53.77	2/17/12	7	0.75	7.75
▶ DMR	15	Mangelsdorf, Fleming, Meier, Clark		10:10.78cb 10:07.78	2/10/12	0.5	0.00	0.50

Team Total 8.25

65



Guilford

Old Dominion Athletic Conference

▼ 13

Event	Scrd As	Athlete	Yr	Scored Mark	Date	Pl. Pts.	Bonus	TOTAL
-------	---------	---------	----	-------------	------	----------	-------	-------

Scored bests come from CURRENT season

▶ 60m	8	Johnathan SMITH	SO	6.92	1/27/12	7	0.73	7.73
-------	---	-----------------	----	------	---------	---	------	------

Team Total 7.73

66



RIT

Liberty League

▲ 6

Event	Scrd As	Athlete	Yr	Scored Mark	Date	Pl. Pts.	Bonus	TOTAL
-------	---------	---------	----	-------------	------	----------	-------	-------

Scored bests come from CURRENT season

▶ H60m	20	Cameron LEE	JR	8.39		2/11/12	0.5	0.16	0.66
▶ HJ	15	Jamie DORREN	FR	2.00m	6-6%	2/11/12	1	0.23	1.23
▶ LJ	10	Marquis MOORE	JR	7.10m	23-3½	2/17/12	5	0.57	5.57
▶ TJ	29	Marquis MOORE	JR	13.96m	45-9%	2/11/12	0.05	0.00	0.05

Team Total 7.51

67



Greenville

St. Louis Intercollegiate Athletic Conference

▲ 15

Event	Scrd As	Athlete	Yr	Scored Mark	Date	Pl. Pts.	Bonus	TOTAL
-------	---------	---------	----	-------------	------	----------	-------	-------

Scored bests come from CURRENT season

▶ 60m	11	Bruce GRAY	FR	6.93c	6.45(55)	2/18/12	4	0.64	4.64
▶ 60m	15	Brian WHITE	SR	6.94c	6.46(55)	2/18/12	1	0.55	1.55
▶ H60m	26	Sean KWEIFIO-OKAI	SO	8.42c	7.82(55)	2/18/12	0.2	0.05	0.25

Team Total 6.44

68



Williams

New England Small College Athletic Conference

unch

Event	Scrd As	Athlete	Yr	Scored Mark	Date	Pl. Pts.	Bonus	TOTAL
-------	---------	---------	----	-------------	------	----------	-------	-------

Scored bests come from CURRENT season

▶ H60m	16	Jabulani BLYDEN	JR	8.36		2/17/12	0.9	0.27	1.17
▶ TJ	17	Tomas KEARNEY	SR	14.26m	46-9½	2/11/12	0.8	0.17	0.97
▶ WT	14	Rusty COWHER	SR	18.17m	59-7½	2/17/12	1.5	0.19	1.69
▶ HEPT	13	Chris FOGLER	JR	4,441		2/4/12	2	0.27	2.27

Team Total 6.10

"Scrd As", short for "Scored As", Standing used for place points portion of performance's score combining preseason data (when applied) to current season data

Numbers in BLACK are both the performance's actual NCAA rank AND "scored as" rank Numbers in RED indicate actual NCAA rank does not exist or is worse than "scored as" rank Numbers in BLUE indicate actual NCAA rank is better than "scored as" rank

USTFCCCA Non-Member

Non-Member Schools Will NOT be ranked, beginning Week 2



USTFCCCA NCAA Division III National Team Rankings

2012 Indoor Track & Field, Week #5

as of 2/22/2012 9:25:40 AM

D denotes multiple-event rule in affect
Only those who score >0.01 pts are shown

MEN

69



Ohio Wesleyan

North Coast Athletic Conference

▼ 5

Event	Scrd As	Athlete	Yr	Scored Mark	Date	Pl. Pts.	Bonus	TOTAL
Scored bests come from CURRENT season								
▶ 400m	13	Ethan FREET	JR	49.43	2/11/12	2	0.53	2.53
▶ 400m	18	Silas JOLLIFF	JR	49.60	2/11/12	0.7	0.33	1.03
▶ 4x400	10	Cook, Martin, Jolliff, Freet		3:19.64	2/17/12	1	1.08	2.08
▶ DMR	17	Bonnell, Overstreet, Kronemer, Brandt		10:11.60	2/17/12	0.3	0.00	0.30
Team Total								5.94

73



Johns Hopkins

Centennial Conference

▲ 53

Event	Scrd As	Athlete	Yr	Scored Mark	Date	Pl. Pts.	Bonus	TOTAL
Scored bests come from CURRENT season								
▶ TJ	10	Harper WILSON	SR	14.46m	47-5% 2/18/12	5	0.48	5.48
Team Total								5.48

74



Dubuque

Iowa Intercollegiate Athletic Conference

▼ 11

Event	Scrd As	Athlete	Yr	Scored Mark	Date	Pl. Pts.	Bonus	TOTAL
Scored bests come from CURRENT season								
▶ 60m	11	Davivorn DOWE	SR	6.93	2/11/12	4	0.64	4.64
▶ LJ	23	Christopher WATSON	FR	6.95m	22-9% 1/21/12	0.35	0.00	0.35
Team Total								4.99

75



Chicago

University Athletic Association

unch

Event	Scrd As	Athlete	Yr	Scored Mark	Date	Pl. Pts.	Bonus	TOTAL
Scored bests come from CURRENT season								
▶ 5000m	11	Billy WHITMORE	JR	14:38.63	2/3/12	4	0.64	4.64
Team Total								4.64

76



Coast Guard

New England Women's & Men's Athletic Conferen

▼ 6

Event	Scrd As	Athlete	Yr	Scored Mark	Date	Pl. Pts.	Bonus	TOTAL
Scored bests come from CURRENT season								
▶ H60m	11	Adam SCALESSE	SO	8.30	2/10/12	4	0.54	4.54
Team Total								4.54

77



Bridgewater (Va.)

Old Dominion Athletic Conference

▼ 6

Event	Scrd As	Athlete	Yr	Scored Mark	Date	Pl. Pts.	Bonus	TOTAL
Scored bests come from CURRENT season								
▶ TJ	11	Leigh BRADLEY	SR	14.45m	47-5 1/27/12	4	0.46	4.46
Team Total								4.46

70



Ohio Northern

Ohio Athletic Conference

▼ 16

Event	Scrd As	Athlete	Yr	Scored Mark	Date	Pl. Pts.	Bonus	TOTAL
Scored bests come from CURRENT season								
▶ 400m	23	Jacob SCHWAB	SR	49.63c OT 49.03	2/10/12	0.35	0.29	0.64
▶ Mile	12	Dan SMITH	SR	4:11.61c OT 4:09.41	2/10/12	3	0.68	3.68
▶ DMR	11	Ankrom, Schwab, Bailey, Smith		10:04.58c OT 10:00.38	2/3/12	0.9	0.66	1.56
Team Total								5.87

71



Rutgers-Camden

New Jersey Athletic Conference

▼ 6

Event	Scrd As	Athlete	Yr	Scored Mark	Date	Pl. Pts.	Bonus	TOTAL
Scored bests come from CURRENT season								
▶ 400m	10	Matthew CURTIS	SO	49.36cb 48.86	2/10/12	5	0.62	5.62
Team Total								5.62

72



Fitchburg State

Massachusetts State Collegiate Athletic Conference

▼ 10

Event	Scrd As	Athlete	Yr	Scored Mark	Date	Pl. Pts.	Bonus	TOTAL
Scored bests come from CURRENT season								
▶ WT	10	Matt MOULO	SR	18.62m 61-1½	1/28/12	5	0.60	5.60
Team Total								5.60

"Scrd As", short for "Scored As", Standing used for place points portion of performance's score combining preseason data (when applied) to current season data

Numbers in BLACK are both the performance's actual NCAA rank AND "scored as" rank Numbers in RED indicate actual NCAA rank does not exist or is worse than "scored as" rank Numbers in BLUE indicate actual NCAA rank is better than "scored as" rank

USTFCCCA Non-Member

Non-Member Schools Will NOT be ranked, beginning Week 2



USTFCCCA NCAA Division III National Team Rankings

2012 Indoor Track & Field, Week #5

as of 2/22/2012 9:25:42 AM

D denotes multiple-event rule in affect
Only those who score >0.01 pts are shown

MEN

78



Augustana (Ill.)

College Conference of Illinois & Wisconsin

▲ 3

Event	Scrd As	Athlete	Yr	Scored Mark		Date	Pl. Pts.	Bonus	TOTAL
Scored bests come from CURRENT season									
▶ 400m	34	Alex RINDONE	JR	49.84		2/18/12		0.08	0.08
▶ 5000m	20	Brian POLLASTRINI	JR	14:46.97		2/3/12	0.5	0.17	0.67
▶ 4x400	18	Voland, Zahrobsky, Davis, Rindone		3:21.05		2/3/12	0.2	0.24	0.44
▶ SP	27	Phil CHRISTENSEN	SR	15.78m	51-9%	2/18/12	0.15	0.00	0.15
▶ WT	13	Brian BENNING	SR	18.38m	60-3%	2/18/12	2	0.38	2.38
▶ WT	18	Phil CHRISTENSEN	SR	17.96m	58-11%	2/18/12	0.7	0.00	0.70
Team Total									4.43

82



Rowan

New Jersey Athletic Conference

▲ 13

Event	Scrd As	Athlete	Yr	Scored Mark	Date	Pl. Pts.	Bonus	TOTAL
Scored bests come from CURRENT season								
▶ 400m	20	Demetrius ROOKS	JR	49.61	2/11/12	0.5	0.31	0.81
▶ 4x400	12	Maxwell, Purdue, Ejaz, Rooks		3:20.15	2/18/12	0.8	0.76	1.56
Team Total								2.37

79



Wilmington (Ohio)

Ohio Athletic Conference

▲ 39

Event	Scrd As	Athlete	Yr	Scored Mark	Date	Pl. Pts.	Bonus	TOTAL
Scored bests come from CURRENT season								
▶ SP	11	Mason METTS	JR	16.33m	53-7	2/18/12	4	0.30
Team Total								4.30

80



WPI

New England Women's & Men's Athletic Conferen

▼ 22

Event	Scrd As	Athlete	Yr	Scored Mark		Date	Pl. Pts.	Bonus	TOTAL
Scored bests come from CURRENT season									
▶ 400m	25	Joey COLLINS	FR	49.69cb	49.19	2/10/12	0.25	0.22	0.47
▶ 4x400	9	Collins, Morette, Holliday, Kocienski		3:19.62cb	3:17.62	2/10/12	2	1.09	3.09
▶ HEPT	29	Mike THYDEN	SR	4,236		2/17/12	0.05	0.00	0.05
Team Total									3.61

81



La Verne

Southern California Intercollegiate Athletic Confere

▼ 3

Event	Scrd As	Athlete	Yr	Scored Mark		Date	Pl. Pts.	Bonus	TOTAL
Scored bests come from CURRENT season									
▶ LJ	16	Paul TURNER	JR	7.04m	23-1½	2/4/12	0.9	0.20	1.10
▶ TJ	14	Paul TURNER	JR	14.30m	46-11	2/4/12	1.5	0.23	1.73
Team Total									2.84

83



Gustavus Adolphus

Minnesota Intercollegiate Athletic Conference

▼ 14

Event	Scrd As	Athlete	Yr	Scored Mark		Date	Pl. Pts.	Bonus	TOTAL
Scored bests come from CURRENT season									
▶ PV	14	Josh OWENS	JR	4.81m	15-9½	2/4/12	1.5	0.22	1.72
▶ PV	24	Cameron CLAUSE	SO	4.65m	15-3	2/11/12	0.3	0.00	0.30
Team Total									2.02

84



Concordia Wisconsin

Northern Athletics Conference

▲ 32

Event	Scrd As	Athlete	Yr	Scored Mark	Date	Pl. Pts.	Bonus	TOTAL
Scored bests come from CURRENT season								
▶ H60m	14	Alexander PAWLAK	SR	8.35	2/18/12	1.5	0.31	1.81
Team Total								1.81

85



Dickinson

Centennial Conference

▼ 11

Event	Scrd As	Athlete	Yr	Scored Mark	Date	Pl. Pts.	Bonus	TOTAL	
Scored bests come from CURRENT season									
▶ 60m	15	Aaron PANNELL	SO	6.94	2/18/12	1	0.55	1.55	
▶ Mile	27	Omar HYJEK	SO	4:15.67cb	4:14.67	2/18/12	0.15	0.00	0.15
Team Total								1.70	

"Scrd As", short for "Scored As", Standing used for place points portion of performance's score combining preseason data (when applied) to current season data

Numbers in BLACK are both the performance's actual NCAA rank AND "scored as" rank Numbers in RED indicate actual NCAA rank does not exist or is worse than "scored as" rank Numbers in BLUE indicate actual NCAA rank is better than "scored as" rank

USTFCCCA Non-Member

Non-Member Schools Will NOT be ranked, beginning Week 2



USTFCCCA NCAA Division III National Team Rankings

2012 Indoor Track & Field, Week #5

as of 2/22/2012 9:25:43 AM

D denotes multiple-event rule in affect
Only those who score >0.01 pts are shown

MEN

86

RPI
Liberty League

▼ 9

Event	Scrd As	Athlete	Yr	Scored Mark	Date	Pl. Pts.	Bonus	TOTAL
Scored bests come from CURRENT season								
H60m	24	David KASTNER	JR	8.41	2/4/12	0.3	0.09	0.39
HJ	15	Stephen SILBER	SO	2.00m	6-6"	2/11/12	1	0.23 1.23
Team Total								1.62

87

Farmingdale State
Skyline Conference

▼ 2

Event	Scrd As	Athlete	Yr	Scored Mark	Date	Pl. Pts.	Bonus	TOTAL
Scored bests come from CURRENT season								
LJ	17	Alix LAMARRE	JR	7.02m	23-½"	1/20/12	0.8	0.14 0.94
LJ	24	Donnell JONES	JR	6.94m	22-9"	1/20/12	0.3	0.00 0.30
WT	23	Edward BROWN	JR	17.80m	58-4"	2/17/12	0.35	0.00 0.35
Team Total								1.59

88

Messiah
Middle Atlantic Conferences

▼ 5

Event	Scrd As	Athlete	Yr	Scored Mark	Date	Pl. Pts.	Bonus	TOTAL
Scored bests come from CURRENT season								
800m	23	Tyler NEWHOOK	SR	1:54.86	1/27/12	0.35	0.17	0.52
SP	16	Fred FULTON	FR	16.14m	52-11½"	2/10/12	0.9	0.13 1.03
Team Total								1.55

89

Lynchburg
Old Dominion Athletic Conference

▼ 3

Event	Scrd As	Athlete	Yr	Scored Mark	Date	Pl. Pts.	Bonus	TOTAL
Scored bests come from CURRENT season								
H60m	20	Rachad DAVIS	SO	8.39	2/4/12	0.5	0.16	0.66
HJ	20	Jared BLOOMQUIST	FR	1.99m	6-6"	2/10/12	0.5	0.12 0.62
WT	27	Ralph DAVIS	SR	17.29m	56-8"	2/10/12	0.15	0.00 0.15
Team Total								1.43

90

SUNY Fredonia
State University of New York Athletic Conference

▼ 3

Event	Scrd As	Athlete	Yr	Scored Mark	Date	Pl. Pts.	Bonus	TOTAL
Scored bests come from CURRENT season								
PV	18	Broncho ROLLINS	SR	4.75m	15-7"	2/17/12	0.7	0.00 0.70
PV	24	Cody DAHLEIDEN	JR	4.65m	15-3"	2/11/12	0.3	0.00 0.30
TJ	22	Andrew CHARSKY	JR	14.06m	46-1½"	12/8/11	0.4	0.00 0.40
Team Total								1.40

91

Union (N.Y.)
Liberty League

▼ 7

Event	Scrd As	Athlete	Yr	Scored Mark	Date	Pl. Pts.	Bonus	TOTAL
Scored bests come from CURRENT season								
LJ	15	Max BALTER	SR	7.05m	23-1½"	2/11/12	1	0.24 1.24
Team Total								1.24

92

Keene State
Little East Conference

▼ 13

Event	Scrd As	Athlete	Yr	Scored Mark	Date	Pl. Pts.	Bonus	TOTAL
Scored bests come from CURRENT season								
HJ	15	Michael PIANKA	FR	2.00m	6-6"	12/3/11	1	0.23 1.23
Team Total								1.23

93

Susquehanna
Landmark Conference

unch

Event	Scrd As	Athlete	Yr	Scored Mark	Date	Pl. Pts.	Bonus	TOTAL
Scored bests come from CURRENT season								
5000m	16	Ian QUINLAN	SR	14:44.04	12/3/11	0.9	0.29	1.19
Team Total								1.19

94

Westfield State
Massachusetts State Collegiate Athletic Conference

▼ 18

Event	Scrd As	Athlete	Yr	Scored Mark	Date	Pl. Pts.	Bonus	TOTAL
Scored bests come from CURRENT season								
PV	15	Thomas GAUGER	JR	4.80m	15-9"	2/11/12	1	0.18 1.18
Team Total								1.18

"Scrd As", short for "Scored As", Standing used for place points portion of performance's score combining preseason data (when applied) to current season data

Numbers in BLACK are both the performance's actual NCAA rank AND "scored as" rank Numbers in RED indicate actual NCAA rank does not exist or is worse than "scored as" rank Numbers in BLUE indicate actual NCAA rank is better than "scored as" rank

USTFCCCA Non-Member Non-Member Schools Will NOT be ranked, beginning Week 2



USTFCCCA NCAA Division III National Team Rankings

2012 Indoor Track & Field, Week #5

as of 2/22/2012 9:25:44 AM

D denotes multiple-event rule in affect
Only those who score >0.01 pts are shown

MEN

95



Allegheny

North Coast Athletic Conference

▼ 5

Event	Scrd As	Athlete	Yr	Scored Mark	Date	Pl. Pts.	Bonus	TOTAL
Scored bests come from CURRENT season								
400m	17	Taylor THROCKMORTON	SR	49.59cb	49.09	2/10/12	0.8	0.34 1.14
Team Total								1.14

96



Monmouth (Ill.)

Midwest Conference

▼ 7

Event	Scrd As	Athlete	Yr	Scored Mark	Date	Pl. Pts.	Bonus	TOTAL
Scored bests come from CURRENT season								
60m	26	Kiante GREEN	SO	6.99	2/18/12	0.2	0.09	0.29
LJ	26	James WILSON	FR	6.90m	22-7%	1/21/12	0.2	0.00 0.20
SP	19	DeAndre SMITH	JR	16.01m	52-6%	2/18/12	0.6	0.01 0.61
Team Total								1.10

97



Franklin & Marshall

Centennial Conference

▼ 3

Event	Scrd As	Athlete	Yr	Scored Mark	Date	Pl. Pts.	Bonus	TOTAL
Scored bests come from CURRENT season								
H60m	17	Nils MICHAELIS	JR	8.38c	7.78(55)	12/2/11	0.8	0.20 1.00
Team Total								1.00

98



Washington and Jeffer

Presidents' Athletic Conference

▲ 33

Event	Scrd As	Athlete	Yr	Scored Mark	Date	Pl. Pts.	Bonus	TOTAL
Scored bests come from CURRENT season								
LJ	17	Taylor HOCKMAN	SR	7.02m	23-½	2/18/12	0.8	0.14 0.94
Team Total								0.94

99



Illinois Wesleyan

College Conference of Illinois & Wisconsin

▼ 19

Event	Scrd As	Athlete	Yr	Scored Mark	Date	Pl. Pts.	Bonus	TOTAL
Scored bests come from CURRENT season								
800m	26	Aaron SMITH	SO	1:55.17	2/3/12	0.2	0.08	0.28
WT	19	Steven KIRK	SR	17.92m	58-9%	2/3/12	0.6	0.00 0.60
Team Total								0.88

100



Delaware Valley

Middle Atlantic Conferences

▼ 12

Event	Scrd As	Athlete	Yr	Scored Mark	Date	Pl. Pts.	Bonus	TOTAL
Scored bests come from CURRENT season								
60m	20	Travis PITTS	SR	6.96	2/10/12	0.5	0.36	0.86
Team Total								0.86

101



Carnegie Mellon

University Athletic Association

▲ 7

Event	Scrd As	Athlete	Yr	Scored Mark	Date	Pl. Pts.	Bonus	TOTAL
Scored bests come from CURRENT season								
800m	20	Thomas VANDENBERG	FR	1:54.61c OT	1:53.71	2/18/12	0.5	0.30 0.80
Team Total								0.80

102



Widener

Middle Atlantic Conferences

▼ 11

Event	Scrd As	Athlete	Yr	Scored Mark	Date	Pl. Pts.	Bonus	TOTAL
Scored bests come from CURRENT season								
800m	29	Dennis CONN	SR	1:55.53cb	1:54.93	2/10/12	0.05	0.00 0.05
DMR	16	Garrity, Ciavarelli, Quinn, Garrity		10:10.93	2/3/12	0.4	0.00	0.40
SP	25	Mike RECLA	FR	15.80m	51-10	1/28/12	0.25	0.00 0.25
Team Total								0.70

103



Hamilton

New England Small College Athletic Conference

▼ 4

Event	Scrd As	Athlete	Yr	Scored Mark	Date	Pl. Pts.	Bonus	TOTAL
Scored bests come from CURRENT season								
HJ	20	Graham SADLER	SO	1.99m	6-6%	1/28/12	0.5	0.12 0.62
Team Total								0.62

103



St. Lawrence

Liberty League

▲ 25

Event	Scrd As	Athlete	Yr	Scored Mark	Date	Pl. Pts.	Bonus	TOTAL
Scored bests come from CURRENT season								
HJ	20	Brian KANE	SO	1.99m	6-6%	2/18/12	0.5	0.12 0.62
Team Total								0.62

"Scrd As", short for "Scored As", Standing used for place points portion of performance's score combining preseason data (when applied) to current season data

Numbers in BLACK are both the performance's actual NCAA rank AND "scored as" rank Numbers in RED indicate actual NCAA rank does not exist or is worse than "scored as" rank Numbers in BLUE indicate actual NCAA rank is better than "scored as" rank

USTFCCCA Non-Member

Non-Member Schools Will NOT be ranked, beginning Week 2




USTFCCCA NCAA Division III National Team Rankings

2012 Indoor Track & Field, Week #5

as of 2/22/2012 9:25:46 AM


D denotes multiple-event rule in affect
Only those who score >0.01 pts are shown

MEN

105

Emory
 University Athletic Association


▼ 4

Event	Scrd As	Athlete	Yr	Scored Mark	Date	Pl. Pts.	Bonus	TOTAL
Scored bests come from CURRENT season								
TJ	19	Ian FRANCIS	SR	14.11m	2/9/12	0.6	0.00	0.60
Team Total								0.60

106

Southern Maine
 Little East Conference


▼ 10

Event	Scrd As	Athlete	Yr	Scored Mark	Date	Pl. Pts.	Bonus	TOTAL
Scored bests come from CURRENT season								
800m	22	Ben MANNING	JR	1:54.83cb	1/27/12	0.4	0.19	0.59
Team Total								0.59

107

Marietta
 Ohio Athletic Conference


▼ 15

Event	Scrd As	Athlete	Yr	Scored Mark	Date	Pl. Pts.	Bonus	TOTAL
Scored bests come from CURRENT season								
60m	25	Lucas HELLWIG	SO	6.98	2/11/12	0.25	0.18	0.43
HEPT	27	Jason HOSKINS	SO	4,261	12/10/11	0.15	0.00	0.15
Team Total								0.58

108

Coe
 Iowa Intercollegiate Athletic Conference


▼ 5

Event	Scrd As	Athlete	Yr	Scored Mark	Date	Pl. Pts.	Bonus	TOTAL
Scored bests come from CURRENT season								
H60m	26	Jared KUEHNER	JR	8.42	2/18/12	0.2	0.05	0.25
HJ	25	Jared KUEHNER	JR	1.98m	2/11/12	0.25	0.00	0.25
Team Total								0.50

109

Stevens
 Empire 8 Athletic Conference


▼ 4

Event	Scrd As	Athlete	Yr	Scored Mark	Date	Pl. Pts.	Bonus	TOTAL
Scored bests come from CURRENT season								
HEPT	20	Victor SERVITO	JR	4,332	2/11/12	0.5	0.00	0.50
Team Total								0.50

110

Hood
 Capital Athletic Conference


▼ 10

Event	Scrd As	Athlete	Yr	Scored Mark	Date	Pl. Pts.	Bonus	TOTAL
Scored bests come from CURRENT season								
H60m	23	Nicolas ALDANA	SO	8.40c	1/28/12	0.35	0.12	0.47
Team Total								0.47

111

Penn State Behrend
 Allegheny Mountain Collegiate Conference


▼ 14

Event	Scrd As	Athlete	Yr	Scored Mark	Date	Pl. Pts.	Bonus	TOTAL
Scored bests come from CURRENT season								
PV	21	Dylan BILKA	FR	4.73m	2/4/12	0.45	0.00	0.45
Team Total								0.45

112

Connecticut College
 New England Small College Athletic Conference


▼ 3

Event	Scrd As	Athlete	Yr	Scored Mark	Date	Pl. Pts.	Bonus	TOTAL
Scored bests come from CURRENT season								
5000m	24	Alex MAVROVIC	FR	14:49.27cb	1/27/12	0.3	0.10	0.40
Team Total								0.40

113

SUNY Oswego
 State University of New York Athletic Conference

▲ 18

Event	Scrd As	Athlete	Yr	Scored Mark	Date	Pl. Pts.	Bonus	TOTAL
Scored bests come from CURRENT season								
TJ	22	Daquan COLEMAN	SR	14.06m	2/18/12	0.4	0.00	0.40
Team Total								0.40

114

Muskingum
 Ohio Athletic Conference

▼ 10

Event	Scrd As	Athlete	Yr	Scored Mark	Date	Pl. Pts.	Bonus	TOTAL
Scored bests come from CURRENT season								
HJ	25	Chase ADDY	JR	1.98m	2/4/12	0.25	0.00	0.25
PV	28	Chase ADDY	JR	4.62m	1/28/12	0.1	0.00	0.10
Team Total								0.35

"Scrd As", short for "Scored As", Standing used for place points portion of performance's score combining preseason data (when applied) to current season data

Numbers in BLACK are both the performance's actual NCAA rank AND "scored as" rank Numbers in RED indicate actual NCAA rank does not exist or is worse than "scored as" rank Numbers in BLUE indicate actual NCAA rank is better than "scored as" rank

USTFCCCA Non-Member Non-Member Schools Will NOT be ranked, beginning Week 2



USTFCCCA NCAA Division III National Team Rankings

2012 Indoor Track & Field, Week #5

as of 2/22/2012 9:25:47 AM

D denotes multiple-event rule in affect
Only those who score >0.01 pts are shown

MEN

115



Trinity (Conn.)

▼ 8

New England Small College Athletic Conference

Event	Scrd As	Athlete	Yr	Scored Mark	Date	Pl. Pts.	Bonus	TOTAL
Scored bests come from CURRENT season								
800m	25	Dan SCULLY	SR	1:55.14cb	2/10/12	0.25	0.08	0.33
Team Total								0.33

116



Ramapo

▼ 18

New Jersey Athletic Conference

Event	Scrd As	Athlete	Yr	Scored Mark	Date	Pl. Pts.	Bonus	TOTAL
Scored bests come from CURRENT season								
60m	26	Ackeme BROWN	JR	6.99	1/26/12	0.2	0.09	0.29
400m	30	Isaac PATTERSON	SR	6.88m	2/3/12	0.02	0.00	0.02
800m	30	Isaac PATTERSON	SR	13.94m	1/21/12	0.02	0.00	0.02
Team Total								0.33

117



Concordia Chicago

▼ 7

Northern Athletics Conference

Event	Scrd As	Athlete	Yr	Scored Mark	Date	Pl. Pts.	Bonus	TOTAL
Scored bests come from CURRENT season								
400m	25	Merrell DAVIS	JR	6.93m	2/4/12	0.25	0.00	0.25
Team Total								0.25

117

Saint John Fisher

▼ 6

Empire 8 Athletic Conference

Event	Scrd As	Athlete	Yr	Scored Mark	Date	Pl. Pts.	Bonus	TOTAL
Scored bests come from CURRENT season								
400m	25	Eric RILEY	FR	1.98m	1/28/12	0.25	0.00	0.25
Team Total								0.25

117



Worcester State

▼ 6

Massachusetts State Collegiate Athletic Conference

Event	Scrd As	Athlete	Yr	Scored Mark	Date	Pl. Pts.	Bonus	TOTAL
Scored bests come from CURRENT season								
400m	25	Andrew JOHNSON	SO	1.98m	12/3/11	0.25	0.00	0.25
Team Total								0.25

120



Capital

▼ 9

Ohio Athletic Conference

Event	Scrd As	Athlete	Yr	Scored Mark		Date	Pl. Pts.	Bonus	TOTAL
Scored bests come from CURRENT season									
► LJ	26	Joshua WOODS	JR	6.90m	22-7%	1/28/12	0.2	0.00	0.20
Team Total									0.20

120



Northwestern (Minn.)

▼ 5

Upper Midwest Athletic Conference

Event	Scrd As	Athlete	Yr	Scored Mark	Date	Pl. Pts.	Bonus	TOTAL
Scored bests come from CURRENT season								
► WT	26	Taylor GISH	SR	17.45m	57-3	1/28/12	0.2	0.00
Team Total								0.20

122



Muhlenberg

▲ 5

Centennial Conference

Event	Scrd As	Athlete	Yr	Scored Mark	Date	Pl. Pts.	Bonus	TOTAL
Scored bests come from CURRENT season								
400m	31	Peter RICE	SR	49.77	2/17/12		0.12	0.12
Team Total								0.12

123



Frostburg State

▼ 2

Capital Athletic Conference

Event	Scrd As	Athlete	Yr	Scored Mark	Date	Pl. Pts.	Bonus	TOTAL
Scored bests come from CURRENT season								
400m	32	Charles JACOBS	SR	49.78	2/19/12		0.12	0.12
Team Total								0.12

124



Alma

▲ 7

Michigan Intercollegiate Athletic Association

Event	Scrd As	Athlete	Yr	Scored Mark	Date	Pl. Pts.	Bonus	TOTAL	
Scored bests come from CURRENT season									
► TJ	28	Henry BRUN	SR	13.97m	45-10	2/17/12	0.1	0.00	0.10
Team Total								0.10	

"Scrd As", short for "Scored As", Standing used for place points portion of performance's score combining preseason data (when applied) to current season data

Numbers in BLACK are both the performance's actual NCAA rank AND "scored as" rank Numbers in RED indicate actual NCAA rank does not exist or is worse than "scored as" rank Numbers in BLUE indicate actual NCAA rank is better than "scored as" rank

USTFCCCA Non-Member

Non-Member Schools Will NOT be ranked, beginning Week 2



USTFCCCA NCAA Division III National Team Rankings

2012 Indoor Track & Field, Week #5

as of 2/22/2012 9:25:54 AM

D

denotes multiple-event rule in affect

Only those who score >0.01 pts are shown

MEN

125



Salisbury

Capital Athletic Conference

▲ 6

Event	Scrd As	Athlete	Yr	Scored Mark	Date	Pl. Pts.	Bonus	TOTAL
-------	---------	---------	----	-------------	------	----------	-------	-------

Scored bests come from CURRENT season

▶ WT	29	Jay DRENNER	SR	17.19m	56-4½	2/19/12	0.05	0.00	0.05
------	----	-------------	----	--------	-------	---------	------	------	------

Team Total 0.05

126



Wesley

Capital Athletic Conference

▲ 5

Event	Scrd As	Athlete	Yr	Scored Mark	Date	Pl. Pts.	Bonus	TOTAL
-------	---------	---------	----	-------------	------	----------	-------	-------

Scored bests come from CURRENT season

▶ H60m	30	Matt BUNDY	SO	8.43		2/19/12	0.02	0.02	0.04
--------	----	------------	----	------	--	---------	------	------	------

Team Total 0.04

127



Ithaca

Empire 8 Athletic Conference

▼ 7

Event	Scrd As	Athlete	Yr	Scored Mark	Date	Pl. Pts.	Bonus	TOTAL
-------	---------	---------	----	-------------	------	----------	-------	-------

Scored bests come from CURRENT season

▶ HEPT	30	Doug KOURY	SR	4,233	2/11/12	0.02	0.00	0.02
--------	----	------------	----	-------	---------	------	------	------

Team Total 0.02

127



Loras

Iowa Intercollegiate Athletic Conference

▲ 4

Event	Scrd As	Athlete	Yr	Scored Mark	Date	Pl. Pts.	Bonus	TOTAL
-------	---------	---------	----	-------------	------	----------	-------	-------

Scored bests come from CURRENT season

▶ WT	30	Sean CAMPBELL	SR	17.17m	56-4	2/18/12	0.02	0.00	0.02
------	----	---------------	----	--------	------	---------	------	------	------

Team Total 0.02

"Scrd As", short for "Scored As", Standing used for place points portion of performance's score combining preseason data (when applied) to current season data

Numbers in BLACK are both the performance's actual NCAA rank AND "scored as" rank Numbers in RED indicate actual NCAA rank does not exist or is worse than "scored as" rank Numbers in BLUE indicate actual NCAA rank is better than "scored as" rank

USTFCCCA Non-Member

Non-Member Schools Will NOT be ranked, beginning Week 2



USTFCCCA NCAA Division III National Team Rankings

2012 Indoor Track & Field, Week #5


as of 2/22/2012 9:25:55 AM


D


denotes multiple-event rule in affect

Only those who score >0.01 pts are shown

WOMEN

I  Wartburg unch										
Iowa Intercollegiate Athletic Conference										
Event	Scrd As	Athlete	Yr	Scored Mark		Date	Pl. Pts.	Bonus	TOTAL	
Scored bests come from CURRENT season										
▶ 60m	5	Faith BURT	JR	7.74		2/3/12	12	1.19	13.19	
▶ 60m	7	Briana BIVINS	FR	7.78		2/18/12	8	0.75	8.75	
▶ 60m	7	Nevada MORRISON	JR	7.78		1/27/12	8	0.75	8.75	
▶ 60m	27	Skye MORRISON	JR	7.87		2/3/12	0.15	0.07	0.22	
▶ 400m	3	Nevada MORRISON	JR	56.35		2/3/12	16	2.06	18.06	
▶ 400m	6	Skye MORRISON	SR	56.71c OT	56.21	2/9/12	10	1.52	11.52	
▶ 400m	11	Kendra KREGEL	JR	57.39		2/18/12	4	0.75	4.75	
▶ 400m	20	Faith BURT	SR	58.38c OT	57.88	2/9/12	0.5	0.14	0.64	
▶ 800m	11	Nevada MORRISON	SR	2:14.46		2/18/12	4	0.60	4.60	
▶ Mile	16	Laura SIGMUND	JR	5:02.09		2/3/12	0.9	0.30	1.20	
▶ Mile	26	Emily EIMERS	JR	5:05.82		2/3/12	0.2	0.00	0.20	
▶ 5000m	2	Laura SIGMUND	SR	16:59.18c OT	16:53.98	2/9/12	18	2.83	20.83	
▶ 5000m	5	Alana ENABNIT	FR	17:10.95c OT	17:05.75	2/9/12	12	1.57	13.57	
▶ H60m	1	Camesha GOODS	SO	8.79		2/9/12	20	2.35	22.35	
▶ H60m	24	Tashina MCALLISTER	SO	9.14		2/3/12	0.3	0.04	0.34	
▶ H60m	30	Sarah BORAAS	SO	9.16		2/18/12	0.02	0.00	0.02	
▶ 4x400	1	Morrison, Burt, Kregel, Morrison		3:45.82c OT	3:43.82	2/9/12	20	6.06	26.06	
▶ DMR	8	Cochrane, Adkins, Eimers		12:08.52c OT	12:04.52	2/9/12	3	0.72	3.72	
▶ LJ	1	Skye MORRISON	JR	6.17m	20-3	2/3/12	20	5.70	25.70	
▶ TJ	2	Skye MORRISON	JR	12.13m	39-9%	1/20/12	18	2.72	20.72	
▶ TJ	12	Monique DAVISSON	SO	11.48m	37-8	1/13/12	3	0.33	3.33	
▶ SP	2	Britlyn SIECK	SO	14.14m	46-4%	2/11/12	18	2.95	20.95	
▶ SP	6	Sarah HOFFMANN	JR	13.78m	45-2%	2/11/12	10	1.77	11.77	
▶ SP	15	Kayla HEMANN	FR	13.04m	42-9%	2/3/12	1	0.16	1.16	
▶ PENT	6	Camesha GOODS	SO	3,251		2/3/12	10	1.04	11.04	
Team Total								253.43		

2			UW-Oshkosh		unch				
Wisconsin Intercollegiate Athletic Conference									
Event	Scrd As	Athlete	Yr	Scored Mark	Date	Pl. Pts.	Bonus	TOTAL	
Scored bests come from CURRENT season									
▶ 60m	24	Brittni WIRTZ	FR	7.86	2/18/12	0.3	0.11	0.41	
▶ 800m	1	Christy CAZZOLA	JR	2:09.80	2/10/12	20	2.98	22.98	
▶ Mile	2	Christy CAZZOLA	JR	4:52.77	1/27/12	18	2.77	20.77	
▶ 5000m	15	Christy CAZZOLA	JR	17:28.00	1/20/12	1	0.36	1.36	
▶ PV	3	Danielle CARRIGAN	SR	3.81m 12-6	2/4/12	16	1.85	17.85	
▶ PV	6	Lisha HANSON	SR	3.71m 12-2	2/4/12	10	0.88	10.88	
▶ SP	1	Breanna STRUPP	JR	14.53m 47-8	1/27/12	20	4.38	24.38	
▶ SP	7	Abby MARTIN	SO	13.61m 44-8	1/27/12	8	1.34	9.34	
▶ SP	8	Alexia CHILD	SR	13.37m 43-10½	2/18/12	7	0.75	7.75	
▶ WT	1	Alexia CHILD	SR	19.00m 62-4	2/18/12	20	4.94	24.94	
▶ WT	5	Samantha LOEW	JR	17.60m 57-9	1/27/12	12	1.45	13.45	
▶ WT	11	Breanna STRUPP	JR	16.84m 55-3	2/10/12	4	0.29	4.29	
▶ WT	19	Kayla OBERSTADT	JR	16.23m 53-3	2/10/12	0.6	0.00	0.60	
▶ WT	23	Melanie BRICKNER	FR	15.98m 52-5½	1/14/12	0.35	0.00	0.35	
Scored bests come from PRE-SEASON DATA									
▶ PENT	29	Sadie SAWALL	SR	3,005	3/4/11	0.05	0.00	0.05	
Team Total								159.41	

3			Williams		▲ 2				
New England Small College Athletic Conference									
Event	Scrd As	Athlete	Yr	Scored Mark		Date	Pl. Pts.	Bonus	TOTAL
Scored bests come from CURRENT season									
▶ 400m	28	Hillary HIGGS	SR	58.83cb	58.43	2/10/12	0.1	0.00	0.10
▶ Mile	4	Brianne MIRECKI	SO	4:57.09cb	4:56.19	2/10/12	14	1.36	15.36
▶ 5000m	1	Chiara DEL PICCOLO	SO	16:57.98		12/3/11	20	2.96	22.96
▶ H60m	9	Tanasia HOFFLER	JR	8.94		2/17/12	6	0.87	6.87
▶ PV	9	Jenna ADAMS	SO	3.68m	12-¾	2/4/12	6	0.64	6.64
▶ LJ	10	Tanasia HOFFLER	JR	5.61m	18-5	2/17/12	5	0.51	5.51
▶ TJ	3	Tanasia HOFFLER	JR	12.12m	39-9¾	2/17/12	16	2.66	18.66
▶ TJ	12	Karyn MOSS	SR	11.48m	37-8	2/17/12	3	0.33	3.33
▶ TJ	25	Brooke JOHNSON	JR	11.17m	36-7¾	2/17/12	0.25	0.00	0.25
▶ WT	8	Amina AVRIL	SO	17.35m	56-11¾	2/4/12	7	0.96	7.96
▶ PENT	12	Karyn MOSS	SR	3,165		2/17/12	3	0.32	3.32
Team Total									90.94

"Scrd As", short for "Scored As", Standing used for place points portion of performance's score combining preseason data (when applied) to current season data

Numbers in BLACK are both the performance's actual NCAA rank AND "scored as" rank Numbers in RED indicate actual NCAA rank does not exist or is worse than "scored as" rank Numbers in BLUE indicate actual NCAA rank is better than "scored as" rank

USTFCCCA Non-Member

Non-Member Schools Will NOT be ranked, beginning Week 2



USTFCCCA NCAA Division III National Team Rankings

2012 Indoor Track & Field, Week #5

as of 2/22/2012 9:25:55 AM

D denotes multiple-event rule in affect
Only those who score >0.01 pts are shown

WOMEN

4

MIT
 New England Women's & Men's Athletic Conference

▼ 1

Event	Scrd As	Athlete	Yr	Scored Mark	Date	Pl. Pts.	Bonus	TOTAL
Scored bests come from CURRENT season								
▶ 400m	4	Portia JONES	SR	56.50cb 56.10	1/27/12	14	1.83	15.83
▶ 400m	12	Jamie SIMMONS	SR	57.41cb 57.01	1/27/12	3	0.73	3.73
▶ 800m	28	Cindy HUANG	FR	2:17.33	2/17/12	0.1	0.00	0.10
▶ 800m	30	Louise VAN DEN HEUVEL	SO	2:17.56cb 2:17.06	2/10/12	0.02	0.00	0.02
▶ Mile	13	Louise VAN DEN HEUVEL	SO	5:00.97cb 5:00.07	2/3/12	2	0.47	2.47
▶ 5000m	12	Elaine MCVAY	FR	17:24.72cb 17:21.42	1/27/12	3	0.51	3.51
▶ H60m	3	Portia JONES	SR	8.82	1/21/12	16	2.02	18.02
▶ H60m	13	Jacqueline BREW	SO	8.98	2/17/12	2	0.59	2.59
▶ 4x400	3	Simmons, Brew, Bairey, Jones		3:52.58cb 3:50.98	2/10/12	14	2.72	16.72
▶ DMR	3	Huang, Gross, Simmons, van den Heuvel		11:53.83cb 11:51.33	2/10/12	14	2.54	16.54
▶ PV	10	Lauren KUNTZ	JR	3.65m 11-11%	2/3/12	5	0.44	5.44
▶ TJ	22	Michelle JOHNSON	FR	11.23m 36-10%	2/17/12	0.4	0.00	0.40
▶ PENT	18	Kristine BUNKER	SO	3,097	2/17/12	0.7	0.00	0.70
▶ PENT	22	Jaclyn KONOPKA	SO	3,062	2/17/12	0.4	0.00	0.40
Team Total								86.47

5

Washington (Mo.)
 University Athletic Association

▼ 1

Event	Scrd As	Athlete	Yr	Scored Mark	Date	Pl. Pts.	Bonus	TOTAL
Scored bests come from CURRENT season								
▶ 800m	4	Erica JACKY	SR	2:10.69	2/3/12	14	2.40	16.40
▶ 800m	27	Liz PHILLIPS	SR	2:17.09	1/21/12	0.15	0.00	0.15
▶ Mile	7	Liz PHILLIPS	SR	4:57.90	2/11/12	8	1.12	9.12
▶ Mile	11	Erica JACKY	SR	4:59.21	1/28/12	4	0.84	4.84
▶ 5000m	11	Lucy CHEADLE	FR	17:22.79	2/11/12	4	0.64	4.64
▶ 5000m	28	Molly WAWRZYNIAK	SR	17:43.03	2/11/12	0.1	0.00	0.10
▶ DMR	2	Howell, Jackey, Phillips, Cheadle		11:46.38	2/17/12	17	3.68	20.68
▶ HJ	6	Jasmine WILLIAMS	SO	1.68m 5-6	2/11/12	10	0.69	10.69
▶ PV	3	Anna ETHERINGTON	SO	3.81m 12-6	2/3/12	16	1.85	17.85
Team Total								84.48

6

Middlebury
 New England Small College Athletic Conference

▲ 8

Event	Scrd As	Athlete	Yr	Scored Mark	Date	Pl. Pts.	Bonus	TOTAL
Scored bests come from CURRENT season								
▶ 400m	24	Juliet RYAN-DAVIS	JR	58.74	2/17/12	0.3	0.00	0.30
▶ 800m	7	Margo CRAMER	SR	2:13.91cb 2:13.41	2/10/12	8	0.83	8.83
▶ 800m	20	Juliet RYAN-DAVIS	SO	2:16.18cb 2:15.68	1/27/12	0.5	0.09	0.59
▶ Mile	1	Margo CRAMER	SR	4:51.93	2/17/12	20	3.05	23.05
▶ Mile	6	Addie TOUSLEY	JR	4:57.79	2/17/12	10	1.15	11.15
▶ H60m	30	Mia MARTINEZ	SR	9.16	2/17/12	0.02	0.00	0.02
▶ DMR	1	Tousley, Fanning, Ryan-Davis, Cramer		11:42.50cb 11:40.00	2/10/12	20	4.28	24.28
▶ HJ	26	Laura STROM	FR	1.63m 5-4%	2/4/12	0.2	0.00	0.20
Team Total								68.41

7

Ithaca
 Empire 8 Athletic Conference

▲ 2

Event	Scrd As	Athlete	Yr	Scored Mark	Date	Pl. Pts.	Bonus	TOTAL
Scored bests come from CURRENT season								
▶ 800m	24	Jennifer RANDALL	JR	2:16.66	2/18/12	0.3	0.00	0.30
▶ H60m	13	Emma DEWART	SR	8.98	2/4/12	2	0.59	2.59
▶ DMR	16	Rick, Spirito, Wright, Baumbach		12:20.22cb 12:17.72	2/10/12	0.4	0.00	0.40
▶ HJ	6	Emma DEWART	SR	1.68m 5-6	1/28/12	10	0.69	10.69
▶ HJ	6	Amanda RISSMEYER	JR	1.68m 5-6	2/17/12	10	0.69	10.69
▶ LJ	6	Emma DEWART	SR	5.70m 18-8%	1/28/12	10	1.08	11.08
▶ WT	24	Jessica HOFFNER	SR	15.95m 52-4	2/4/12	0.3	0.00	0.30
▶ PENT	1	Emma DEWART	SR	3,578	2/4/12	20	6.15	26.15
▶ PENT	30	Amanda RISSMEYER	JR	2,998	2/17/12	0.02	0.00	0.02
Team Total								62.21

"Scrd As", short for "Scored As", Standing used for place points portion of performance's score combining preseason data (when applied) to current season data

Numbers in BLACK are both the performance's actual NCAA rank AND "scored as" rank Numbers in RED indicate actual NCAA rank does not exist or is worse than "scored as" rank Numbers in BLUE indicate actual NCAA rank is better than "scored as" rank

USTFCCCA Non-Member

Non-Member Schools Will NOT be ranked, beginning Week 2



USTFCCCA NCAA Division III National Team Rankings

2012 Indoor Track & Field, Week #5

as of 2/22/2012 9:25:56 AM

D denotes multiple-event rule in affect
Only those who score >0.01 pts are shown

WOMEN

8



Methodist

USA South Athletic Conference

▼ 2

Event	Scrd As	Athlete	Yr	Scored Mark	Date	Pl. Pts.	Bonus	TOTAL
Scored bests come from CURRENT season								
▶ 60m	3	Ashlynn CHAVIS	JR	7.69	2/19/12	16	1.80	17.80
▶ 60m	4	Bria WILSON	FR	7.71	2/19/12	14	1.56	15.56
▶ 60m	20	Ruby BLACKWELL	JR	7.84	1/21/12	0.5	0.27	0.77
▶ H60m	6	Brittanie MORRIS	SO	8.87	1/27/12	10	1.49	11.49
▶ LJ	5	Ashlynn CHAVIS	JR	5.77m	2/19/12	12	1.62	13.62
▶ LJ	16	Bria WILSON	FR	5.51m	1/21/12	0.9	0.16	1.06
Team Total								60.30

9



UW-Whitewater

Wisconsin Intercollegiate Athletic Conference

▼ 1

Event	Scrd As	Athlete	Yr	Scored Mark	Date	Pl. Pts.	Bonus	TOTAL
Scored bests come from CURRENT season								
▶ H60m	15	Shelby DEMOS	JR	9.06	2/18/12	1	0.31	1.31
▶ HJ	1	Shelby DEMOS	JR	1.80m	1/21/12	20	4.98	24.98
▶ HJ	6	Lauren STROHMAIER	JR	1.68m	1/21/12	10	0.69	10.69
▶ PV	26	Loryn KRESSIN	JR	3.45m	2/18/12	0.2	0.00	0.20
▶ LJ	14	Lexie SONDERGOTH	FR	5.55m	1/14/12	1.5	0.30	1.80
Scored bests come from PRE-SEASON DATA								
▶ PENT	2	JoLyn OWEN	JR	3,353	2/25/11	18	2.48	20.48
Team Total								59.45

10



Buffalo State

State University of New York Athletic Conference

unch

Event	Scrd As	Athlete	Yr	Scored Mark	Date	Pl. Pts.	Bonus	TOTAL
Scored bests come from CURRENT season								
▶ 60m	1	Erica JOHNSON	SR	7.55	12/2/11	20	3.57	23.57
▶ 60m	6	Sasha HENRY	JR	7.75	2/17/12	10	1.07	11.07
▶ 60m	27	Jazmin DUNHAM	SO	7.87	1/27/12	0.15	0.07	0.22
▶ H60m	2	Jazmin DUNHAM	SO	8.80	2/10/12	18	2.24	20.24
▶ TJ	16	Jessica WALKER	SR	11.37m	12/2/11	0.9	0.13	1.03
Team Total								56.13

11



Illinois Wesleyan

College Conference of Illinois & Wisconsin

▼ 4

Event	Scrd As	Athlete	Yr	Scored Mark		Date	Pl. Pts.	Bonus	TOTAL
Scored bests come from CURRENT season									
▶ 400m	2	Lauren ALPERT	SR	56.21		1/28/12	18	2.27	20.27
▶ 400m	17	Jessica CHRISTY	SR	58.21		1/21/12	0.8	0.22	1.02
▶ 400m	27	Allie BOUDREAU	FR	58.81		1/21/12	0.15	0.00	0.15
▶ 800m	6	Tara CLEMENS	JR	2:12.87		2/3/12	10	1.26	11.26
▶ 4x400	4	Christy, Boudreau, Clemens, Alpert		3:53.89		2/3/12	11	2.09	13.09
▶ HJ	16	Gabrielle JOHNSON	SR	1.65m	5-5	1/14/12	0.9	0.09	0.99
▶ PV	30	Meridith BEIRD	FR	3.39m	11-1½	2/11/12	0.02	0.00	0.02
▶ LJ	7	Lauren ALPERT	SR	5.68m	18-7½	2/11/12	8	0.94	8.94
Team Total									55.74

12



Lehman

City University of New York Athletic Conference

▲ 4

Event	Scrd As	Athlete	Yr	Scored Mark		Date	Pl. Pts.	Bonus	TOTAL
Scored bests come from CURRENT season									
▶ 60m	2	Tobi ALLI	SO	7.68		1/6/12	18	1.93	19.93
▶ H60m	27	Shantay BECCAN	FR	9.15		1/13/12	0.15	0.01	0.16
▶ LJ	20	Tobi ALLI	SO	5.45m	17-10%	1/6/12	0.5	0.00	0.50
▶ LJ	28	Jasmine SPRINGER	JR	5.39m	17-8%	2/4/12	0.1	0.00	0.10
▶ TJ	4	Tobi ALLI	SO	12.07m	39-7%	2/17/12	14	2.41	16.41
▶ TJ	5	Jasmine SPRINGER	JR	11.97m	39-3%	2/11/12	12	1.94	13.94
Team Total								51.02	

13



Illinois College

Midwest Conference

▼ 2

Event	Scrd As	Athlete	Yr	Scored Mark	Date	Pl. Pts.	Bonus	TOTAL	
Scored bests come from CURRENT season									
▶ H60m	12	Melissa NORVILLE	JR	8.97	2/4/12	3	0.66	3.66	
▶ LJ	3	Melissa NORVILLE	JR	5.81m	19-¾	2/11/12	16	2.03	18.03
▶ TJ	1	Melissa NORVILLE	JR	12.18m	39-11½	1/21/12	20	2.98	22.98
▶ PENT	15	Megan STRINGER	JR	3,139	2/3/12	1	0.18	1.18	
Team Total								45.84	

"Scrd As", short for "Scored As", Standing used for place points portion of performance's score combining preseason data (when applied) to current season data

Numbers in BLACK are both the performance's actual NCAA rank AND "scored as" rank Numbers in RED indicate actual NCAA rank does not exist or is worse than "scored as" rank Numbers in BLUE indicate actual NCAA rank is better than "scored as" rank

USTFCCCA Non-Member

Non-Member Schools Will NOT be ranked, beginning Week 2



USTFCCCA NCAA Division III National Team Rankings

2012 Indoor Track & Field, Week #5

as of 2/22/2012 9:25:56 AM

D denotes multiple-event rule in affect
Only those who score >0.01 pts are shown

WOMEN

14



Monmouth (Ill.)

Midwest Conference

▼ 2

Event	Scrd As	Athlete	Yr	Scored Mark	Date	Pl. Pts.	Bonus	TOTAL
Scored bests come from CURRENT season								
HJ	16	Emily TYSMA	SO	1.65m	5-5	1/21/12	0.9	0.09 0.99
LJ	25	MacKinsey MARQUITH	JR	5.41m	17-9	2/18/12	0.25	0.00 0.25
SP	5	Allison DEVOR	JR	13.81m	45-3½	2/11/12	12	1.84 13.84
SP	10	Raven ROBINSON	SO	13.19m	43-3½	2/4/12	5	0.35 5.35
SP	11	Kayla CORZINE	JR	13.18m	43-3	2/11/12	4	0.34 4.34
SP	23	Amanda STREETER	SR	12.71m	41-8½	2/11/12	0.35	0.00 0.35
WT	3	Allison DEVOR	JR	18.32m	60-1¼	2/4/12	16	3.01 19.01
WT	20	Raven ROBINSON	SO	16.15m	53-0	2/11/12	0.5	0.00 0.50
Team Total								44.63

15



Ramapo

New Jersey Athletic Conference

▼ 2

Event	Scrd As	Athlete	Yr	Scored Mark	Date	Pl. Pts.	Bonus	TOTAL
Scored bests come from CURRENT season								
60m	31	Anita ROGERS	JR	7.88	2/10/12		0.04	0.04
4x400	20	Clark, Walsh, Herrick, Jacob		4:01.62cb	4:00.02	2/10/12	0.05	0.00 0.05
PV	5	Michelle FAVRE	JR	3.80m	12-5½	2/3/12	12	1.73 13.73
LJ	7	Anita ROGERS	JR	5.68m	18-7½	1/26/12	8	0.94 8.94
TJ	6	Anita ROGERS	JR	11.94m	39-2½	1/14/12	10	1.83 11.83
Scored bests come from PRE-SEASON DATA								
PENT	13	Maura BURKE	SR	3,150	2/12/11	2	0.24	2.24
Team Total								36.83

16



SUNY Oneonta

State University of New York Athletic Conference

▼ 1

Event	Scrd As	Athlete	Yr	Scored Mark	Date	Pl. Pts.	Bonus	TOTAL
Scored bests come from CURRENT season								
800m	15	Lauren BRUNETTO	SR	2:15.25cb	2:14.75	2/10/12	1	0.28 1.28
HJ	5	Kacy BOBURKA	JR	1.70m	5-7	12/3/11	12	1.20 13.20
WT	2	Sarah TIMMONS	SR	18.40m	60-4½	2/4/12	18	3.24 21.24
Team Total								35.72

17



UW-La Crosse

Wisconsin Intercollegiate Athletic Conference

▲ 6

Event	Scrd As	Athlete	Yr	Scored Mark	Date	Pl. Pts.	Bonus	TOTAL
Scored bests come from CURRENT season								
60m	11	Rebecca SCHMIDT	JR	7.79	2/17/12	4	0.67	4.67
60m	22	Caitlin WIPPERMANN	SR	7.85	2/17/12	0.4	0.19	0.59
60m	27	Hannah MUELLER	SO	7.87c	7.31(55)	1/20/12	0.15	0.07 0.22
400m	18	Claire ELLIOT	FR	58.25	2/10/12	0.7	0.21	0.91
400m	19	Caitlin WIPPERMANN	SR	58.28	2/10/12	0.6	0.19	0.79
400m	29	Jenna HALVORSON	SO	58.89	2/10/12	0.05	0.00	0.05
4x400	2	Wippermann, Halvorson, Elliot, Scheuermann		3:52.56	2/3/12	17	2.73	19.73
HJ	16	Kayla ASHLAND	SO	1.65m	5-5	2/3/12	0.9	0.09 0.99
HJ	26	Megan MARFILIUS	JR	1.63m	5-4½	1/20/12	0.2	0.00 0.20
PV	28	Erika WHITSON	FR	3.42m	11-2½	2/17/12	0.1	0.00 0.10
SP	23	Bailey SAUERWEIN	SO	12.71m	41-8½	2/17/12	0.35	0.00 0.35
WT	9	Nicole FLACKEY	JR	17.01m	55-9½	2/17/12	6	0.46 6.46
Team Total								35.05

18



Nebraska Wesleyan

Great Plains Athletic Conference

▲ 1

Event	Scrd As	Athlete	Yr	Scored Mark	Date	Pl. Pts.	Bonus	TOTAL
Scored bests come from CURRENT season								
5000m	20	Hannah KINBERG	SR	17:38.45cb	17:35.15	2/18/12	0.5	0.00 0.50
5000m	29	Malaina HUEBERT	SR	17:43.87cb	17:40.57	2/18/12	0.05	0.00 0.05
H60m	16	Katie SCHOEN	SR	9.08	2/18/12	0.9	0.24	1.14
HJ	4	Katie SCHOEN	SR	1.71m	5-7½	2/11/12	14	1.55 15.55
SP	4	Deanna DIRKSCHNEIDER	JR	13.84m	45-5	1/27/12	14	1.92 15.92
SP	20	Bailey SOUCIE	JR	12.88m	42-3½	2/4/12	0.5	0.00 0.50
Team Total								33.66

"Scrd As", short for "Scored As", Standing used for place points portion of performance's score combining preseason data (when applied) to current season data

Numbers in BLACK are both the performance's actual NCAA rank AND "scored as" rank Numbers in RED indicate actual NCAA rank does not exist or is worse than "scored as" rank Numbers in BLUE indicate actual NCAA rank is better than "scored as" rank

USTFCCCA Non-Member

Non-Member Schools Will NOT be ranked, beginning Week 2



USTFCCCA NCAA Division III National Team Rankings

2012 Indoor Track & Field, Week #5

as of 2/22/2012 9:25:56 AM

D denotes multiple-event rule in affect
Only those who score >0.01 pts are shown

WOMEN

19



Wheaton (Mass.)

▼ 1

New England Women's & Men's Athletic Conference

Event	Scrd As	Athlete	Yr	Scored Mark	Date	Pl. Pts.	Bonus	TOTAL
Scored bests come from CURRENT season								
▶ 400m	8	Ashante LITTLE	SO	57.09cb	56.69	2/10/12	7 1.04	8.04
▶ H60m	5	Didi JUSME	SR	8.86		1/21/12	12 1.60	13.60
▶ 4x400	11	Jusme, Scannell, Little, Cardarelli		3:59.01cb	3:57.41	2/3/12	0.9 0.33	1.23
▶ HJ	26	Mollie LANE	SO	1.63m	5-4½	1/27/12	0.2 0.00	0.20
▶ TJ	7	Ashley DELL'AIRA	SR	11.73m	38-6	2/10/12	8 1.09	9.09
▶ WT	30	Tope WAHEED	SR	15.84m	51-11½	1/27/12	0.02 0.00	0.02
Team Total								32.19

22



Bowdoin

▼ 2

New England Small College Athletic Conference

Event	Scrd As	Athlete	Yr	Scored Mark	Date	Pl. Pts.	Bonus	TOTAL
Scored bests come from CURRENT season								
▶ 400m	1	Elsa MILLETT	SR	56.08cb	55.68	2/10/12	20 2.46	22.46
▶ Mile	23	Chantal CROTEAU	SR	5:04.90cb	5:04.00	2/10/12	0.35 0.01	0.36
▶ 5000m	17	Olivia MACKENZIE	JR	17:36.02		2/17/12	0.8 0.09	0.89
▶ H60m	20	Michele KAUFMAN	JR	9.12		2/17/12	0.5 0.11	0.61
▶ PV	15	Erin SILVA	FR	3.58m	11-9	1/28/12	1 0.15	1.15
Scored bests come from PRE-SEASON DATA								
▶ PENT	11	Annie HUYLER	SR	3,189		3/4/11	4 0.46	4.46
Team Total								29.92

20



Franklin & Marshall

▼ 3

Centennial Conference

Event	Scrd As	Athlete	Yr	Scored Mark	Date	Pl. Pts.	Bonus	TOTAL
Scored bests come from CURRENT season								
▶ 800m	5	Sheena CRAWLEY	JR	2:11.48		2/11/12	12 1.90	13.90
▶ Mile	3	Sheena CRAWLEY	JR	4:54.66cb	4:53.76	1/27/12	16 2.15	18.15
Team Total								32.04

23



Coe

▲ 7

Iowa Intercollegiate Athletic Conference

Event	Scrd As	Athlete	Yr	Scored Mark	Date	Pl. Pts.	Bonus	TOTAL
Scored bests come from CURRENT season								
▶ 400m	9	Keelie FINNEL	JR	57.29		2/18/12	6 0.85	6.85
▶ 800m	2	Keelie FINNEL	JR	2:10.24		2/3/12	18 2.69	20.69
▶ 4x400	10	Heizer, Wright, springer, Finnel		3:57.96		2/18/12	1 0.66	1.66
Team Total								29.20

21



Tufts

▲ 12

New England Small College Athletic Conference

Event	Scrd As	Athlete	Yr	Scored Mark	Date	Pl. Pts.	Bonus	TOTAL
Scored bests come from CURRENT season								
▶ Mile	28	Anya PRICE	JR	5:06.48cb	5:05.58	2/10/12	0.1 0.00	0.10
▶ 4x400	15	Corrigan, Collins, Pohl, Hieber		4:00.38cb	3:58.78	2/10/12	0.5 0.00	0.50
▶ PV	10	Heather THEISS	SR	3.65m	11-11½	2/17/12	5 0.44	5.44
▶ TJ	11	Nakeisha JONES	SR	11.57m	37-11½	2/17/12	4 0.53	4.53
▶ SP	13	Kelly ALLEN	JR	13.09m	42-11½	2/4/12	2 0.23	2.23
▶ WT	6	Kelly ALLEN	JR	17.49m	57-4½	2/17/12	10 1.24	11.24
▶ WT	26	Sabienne BRUTUS	JR	15.92m	52-2½	2/11/12	0.2 0.00	0.20
▶ PENT	9	Jana HIEBER	SO	3,236		2/4/12	6 0.87	6.87
Team Total								31.11

24



Mount Union

▼ 3

Ohio Athletic Conference

Event	Scrd As	Athlete	Yr	Scored Mark	Date	Pl. Pts.	Bonus	TOTAL
Scored bests come from CURRENT season								
▶ 60m	13	Mary MAHONEY	JR	7.81		1/21/12	2 0.51	2.51
▶ 400m	5	Mary MAHONEY	JR	56.51		2/11/12	12 1.82	13.82
▶ 800m	16	Emily MAZZAFERRI	SO	2:15.31		2/11/12	0.9 0.26	1.16
▶ H60m	7	Taylor KRING	SO	8.88		2/18/12	8 1.39	9.39
▶ 4x400	14	Kring, Mazzaferrri, Herman, Mahoney		4:00.01c OT	3:58.01	1/21/12	0.6 0.05	0.65
▶ SP	16	Aubree JONES	SR	12.98m	42-7	2/18/12	0.9 0.09	0.99
Team Total								28.52

"Scrd As", short for "Scored As", Standing used for place points portion of performance's score combining preseason data (when applied) to current season data

Numbers in BLACK are both the performance's actual NCAA rank AND "scored as" rank Numbers in RED indicate actual NCAA rank does not exist or is worse than "scored as" rank Numbers in BLUE indicate actual NCAA rank is better than "scored as" rank

USTFCCCA Non-Member

Non-Member Schools Will NOT be ranked, beginning Week 2



USTFCCCA NCAA Division III National Team Rankings

2012 Indoor Track & Field, Week #5

as of 2/22/2012 9:25:57 AM

D

denotes multiple-event rule in affect

Only those who score >0.01 pts are shown

WOMEN

25



Linfield

Northwest Conference

▲ 4

Event	Scrd As	Athlete	Yr	Scored Mark	Date	Pl. Pts.	Bonus	TOTAL
Scored bests come from CURRENT season								
▶ PV	1	Catherine STREET	SR	4.20m	13-9%	2/12/12	20	6.58 26.58
Team Total								26.58

26



Marietta

Ohio Athletic Conference

▼ 1

Event	Scrd As	Athlete	Yr	Scored Mark	Date	Pl. Pts.	Bonus	TOTAL
Scored bests come from CURRENT season								
▶ HJ	26	Ashley BAULT	SR	1.63m	5-4%	2/11/12	0.2	0.00 0.20
▶ LJ	13	Ashley BAULT	SR	5.56m	18-3	2/11/12	2	0.33 2.33
▶ TJ	10	Ashley BAULT	SR	11.60m	38-¾	2/17/12	5	0.64 5.64
▶ PENT	3	Ashley BAULT	SR	3,327		12/10/11	16	2.05 18.05
Team Total								26.22

27



UW-Eau Claire

Wisconsin Intercollegiate Athletic Conference

▲ 1

Event	Scrd As	Athlete	Yr	Scored Mark	Date	Pl. Pts.	Bonus	TOTAL
Scored bests come from CURRENT season								
▶ 60m	20	Jordanne GREENUP	SR	7.84	2/18/12	0.5	0.27	0.77
▶ 400m	15	Talisa EMBERTS	SR	58.10	2/10/12	1	0.28	1.28
▶ H60m	24	Kim MIRESE	SR	9.14c	8.50(55)	2/10/12	0.3	0.04 0.34
▶ 4x400	9	Schoenfelder, Greenup, Mulligan, Emberts		3:57.74	2/18/12	2	0.72	2.72
▶ HJ	3	Julia BARANEK	SR	1.72m	5-7%	2/3/12	16	1.93 17.93
▶ WT	14	Brittany FREDERICK	SR	16.71m	54-10	2/3/12	1.5	0.17 1.67
▶ PENT	21	Michelle BARANEK	SR	3,076	2/3/12	0.45	0.00	0.45
Team Total								25.15

28



Birmingham-Southern

Southern Collegiate Athletic Conference

▼ 6

Event	Scrd As	Athlete	Yr	Scored Mark	Date	Pl. Pts.	Bonus	TOTAL
Scored bests come from CURRENT season								
▶ 60m	7	Tiarra GOODE	SO	7.78c	7.22(55)	2/4/12	8	0.75 8.75
▶ 800m	9	Jessica THORNTON	JR	2:13.99cb	2:13.49	2/9/12	6	0.80 6.80
▶ Mile	29	Jessica THORNTON	JR	5:06.71cb	5:05.81	2/9/12	0.05	0.00 0.05
▶ H60m	8	Tiarra GOODE	SO	8.89c	8.27(55)	2/4/12	7	1.28 8.28
Team Total								23.88

29



Moravian

Landmark Conference

▼ 3

Event	Scrd As	Athlete	Yr	Scored Mark	Date	Pl. Pts.	Bonus	TOTAL
Scored bests come from CURRENT season								
▶ PV	2	Abigail SCHAFFER	SR	3.90m	12-9%	2/10/12	18	2.94 20.94
▶ PV	14	Allison VANEK	SO	3.59m	11-9%	2/17/12	1.5	0.19 1.69
▶ TJ	15	Micah LEONARD	JR	11.41m	37-5%	2/12/12	1	0.20 1.20
Team Total								23.84

30



Greenville

St. Louis Intercollegiate Athletic Conference

▲ 28

Event	Scrd As	Athlete	Yr	Scored Mark	Date	Pl. Pts.	Bonus	TOTAL
Scored bests come from CURRENT season								
▶ 60m	17	Penny GRANT	SR	7.83c	7.27(55)	2/18/12	0.8	0.35 1.15
▶ 400m	16	Philita JOHNSON	SR	58.12		1/28/12	0.9	0.27 1.17
▶ LJ	2	Penny GRANT	SR	5.85m	19-2%	2/18/12	18	2.44 20.44
▶ TJ	18	Penny GRANT	SR	11.36m	37-3%	2/18/12	0.7	0.11 0.81
Team Total								23.57

31



Rose-Hulman

Heartland Collegiate Athletic Conference

▲ 3

Event	Scrd As	Athlete	Yr	Scored Mark	Date	Pl. Pts.	Bonus	TOTAL
Scored bests come from CURRENT season								
▶ HJ	2	Elizabeth EVANS	JR	1.78m	5-10	1/14/12	18	4.21 22.21
Team Total								22.21

"Scrd As", short for "Scored As", Standing used for place points portion of performance's score combining preseason data (when applied) to current season data

Numbers in BLACK are both the performance's actual NCAA rank AND "scored as" rank Numbers in RED indicate actual NCAA rank does not exist or is worse than "scored as" rank Numbers in BLUE indicate actual NCAA rank is better than "scored as" rank

USTFCCCA Non-Member

Non-Member Schools Will NOT be ranked, beginning Week 2



USTFCCCA NCAA Division III National Team Rankings

2012 Indoor Track & Field, Week #5

as of 2/22/2012 9:25:57 AM

D denotes multiple-event rule in affect
Only those who score >0.01 pts are shown

WOMEN

32



Christopher Newport

USA South Athletic Conference

▼ 1

Event	Scrd As	Athlete	Yr	Scored Mark	Date	Pl. Pts.	Bonus	TOTAL	
Scored bests come from CURRENT season									
▶ 400m	29	Dira HANSEN	SR	58.89	2/19/12	0.05	0.00	0.05	
▶ 800m	19	Dira HANSEN	SR	2:15.91	2/4/12	0.6	0.14	0.74	
HJ	11	Jenna ELLIOTT	SO	1.67m	5-5½	1/27/12	4	0.43	4.43
Scored bests come from PRE-SEASON DATA									
▶ PENT	4	Dira HANSEN	SR	3,309	3/2/11	14	1.76	15.76	
Team Total								20.98	

33



SUNY Cortland

State University of New York Athletic Conference

▼ 6

Event	Scrd As	Athlete	Yr	Scored Mark		Date	Pl. Pts.	Bonus	TOTAL
Scored bests come from CURRENT season									
▶ Mile	10	Jordyn NAYLON	JR	4:58.90cb	4:58.00	2/10/12	5	0.91	5.91
▶ 5000m	6	Alyson DALTON	SR	17:14.32cb	17:11.02	2/10/12	10	1.24	11.24
▶ 4x400	20	Montrose, Jones, Reilly, Grable		4:01.62		2/18/12	0.05	0.00	0.05
▶ DMR	12	Tozser, Montrose, Reilly, Naylor		12:11.52cb	12:09.02	2/10/12	0.8	0.43	1.23
▶ HJ	16	Taylor HUDSON	FR	1.65m	5-5	2/4/12	0.9	0.09	0.99
▶ LJ	18	Sarah BONNELL	SO	5.47m	17-11½	2/4/12	0.7	0.02	0.72
Scored bests come from PRE-SEASON DATA									
▶ PENT	30	Nicole SCHAFER	JR	2,998		3/4/11	0.02	0.00	0.02
Team Total									20.15

34



Salisbury

Capital Athletic Conference

▲ 3

Event	Scrd As	Athlete	Yr	Scored Mark		Date	Pl. Pts.	Bonus	TOTAL
Scored bests come from CURRENT season									
▶ SP	3	Chelsea TAVIK	JR	14.04m	46-¾	1/28/12	16	2.58	18.58
▶ WT	17	Chelsea TAVIK	JR	16.30m	53-5½	2/19/12	0.8	0.00	0.80
Team Total									19.38

35



UW-Platteville

Wisconsin Intercollegiate Athletic Conference

▲ 27

Event	Scrd As	Athlete	Yr	Scored Mark		Date	Pl. Pts.	Bonus	TOTAL
Scored bests come from CURRENT season									
▶ 400m	22	Deidre DILLMAN	JR	58.61		2/3/12	0.4	0.04	0.44
▶ 800m	8	Ann TANK	SR	2:13.92		2/17/12	7	0.82	7.82
▶ 4x400	5	Dillman, Tank, Wyss, Porter		3:54.92		2/17/12	8	1.60	9.60
▶ HJ	16	Caitlin THOMSON	FR	1.65m	5-5	2/3/12	0.9	0.09	0.99
▶ HJ	26	Mary Katherine KLADAR	FR	1.63m	5-4½	2/11/12	0.2	0.00	0.20
Team Total									19.05

36



Roanoke

Old Dominion Athletic Conference

▲ 11

Event	Scrd As	Athlete	Yr	Scored Mark		Date	Pl. Pts.	Bonus	TOTAL
Scored bests come from CURRENT season									
▶ 800m	3	Carmen GRAVES	JR	2:10.37cb	2:09.87	2/17/12	16	2.61	18.61
Team Total									18.61

37



McMurry

American Southwest Conference

▼ 13

Event	Scrd As	Athlete	Yr	Scored Mark		Date	Pl. Pts.	Bonus	TOTAL
Scored bests come from CURRENT season									
▶ H60m	23	Kristen JOHNSON	FR	9.13cA	8.47(55)	1/13/12	0.35	0.07	0.42
▶ 4x400	17	Doughty, Villarreal, Oviedo, Coleman		4:00.88		2/11/12	0.3	0.00	0.30
▶ HJ	11	Kristen JOHNSON	FR	1.67m	5-5½	1/27/12	4	0.43	4.43
▶ LJ	7	Shanita COLEMAN	SO	5.68m	18-7¾	2/11/12	8	0.94	8.94
▶ LJ	11	Tiana ALEXANDER	FR	5.60m	18-4½	2/11/12	4	0.47	4.47
Team Total								18.57	

38



Johns Hopkins

Centennial Conference

unch

Event	Scrd As	Athlete	Yr	Scored Mark		Date	Pl. Pts.	Bonus	TOTAL
Scored bests come from CURRENT season									
▶ 5000m	3	Hannah ECKSTEIN	FR	17:03.18cb	16:59.88	2/10/12	16	2.39	18.39
Team Total									18.39

"Scrd As", short for "Scored As", Standing used for place points portion of performance's score combining preseason data (when applied) to current season data

Numbers in BLACK are both the performance's actual NCAA rank AND "scored as" rank Numbers in RED indicate actual NCAA rank does not exist or is worse than "scored as" rank Numbers in BLUE indicate actual NCAA rank is better than "scored as" rank

USTFCCCA Non-Member

Non-Member Schools Will NOT be ranked, beginning Week 2



USTFCCCA NCAA Division III National Team Rankings

2012 Indoor Track & Field, Week #5

as of 2/22/2012 9:25:58 AM

D denotes multiple-event rule in affect
Only those who score >0.01 pts are shown

WOMEN

39



St. Thomas (Minn.)

▲ 34

Minnesota Intercollegiate Athletic Conference

Event	Scrd As	Athlete	Yr	Scored Mark		Date	Pl. Pts.	Bonus	TOTAL
Scored bests come from CURRENT season									
▶ 4x400	7	Tipp, Van Heel, Goeman, Tipp		3:57.26		2/18/12	4	0.87	4.87
▶ DMR	4	Goeman, Van Heel, Peyton, Berg		11:58.71		2/18/12	11	1.80	12.80
▶ SP	25	Amy MAAS	SR	12.70m	41-8	1/27/12	0.25	0.00	0.25
▶ WT	22	Haley ZAJAC	SO	16.00m	52-6	2/10/12	0.4	0.00	0.40
Team Total									18.32

40



Worcester State

▲ 8

Massachusetts State Collegiate Athletic Conference

Event	Scrd As	Athlete	Yr	Scored Mark	Date	Pl. Pts.	Bonus	TOTAL
Scored bests come from CURRENT season								
60m	7	Brianna WISE	JR	7.78	2/17/12	8	0.75	8.75
60m	13	Christy DEININGER	SO	7.81	2/17/12	2	0.51	2.51
H60m	9	Christy DEININGER	SO	8.94	2/17/12	6	0.87	6.87
Team Total								18.12

41



Montclair State

▼ 5

New Jersey Athletic Conference

Event	Scrd As	Athlete	Yr	Scored Mark		Date	Pl. Pts.	Bonus	TOTAL
Scored bests come from CURRENT season									
▶ 400m	13	Heather GEARITY	JR	57.63cb	57.23	1/27/12	2	0.52	2.52
▶ PENT	17	Heather GEARITY	JR	3,133		1/20/12	0.8	0.14	0.94
Scored bests come from PRE-SEASON DATA									
▶ PENT	5	Krystal ELLIS	SO	3,289		2/12/11	12	1.46	13.46
Team Total									16.92

42



Brandeis

▼ 2

University Athletic Association

Event	Scrd As	Athlete	Yr	Scored Mark		Date	Pl. Pts.	Bonus	TOTAL
Scored bests come from CURRENT season									
▶ 5000m	4	Kate WARWICK	SR	17:06.74cb	17:03.44	2/10/12	14	2.01	16.01
▶ HJ	26	Lily PARENTEAU	SR	1.63m	5-4½	12/10/11	0.2	0.00	0.20
Team Total									16.21

43



Westfield State

▼ 1

Massachusetts State Collegiate Athletic Conference

Event	Scrd As	Athlete	Yr	Scored Mark	Date	Pl. Pts.	Bonus	TOTAL	
Scored bests come from CURRENT season									
▶ WT	4	Amanda GRICUS	SR	17.88m	58-8	2/17/12	14	1.99	15.99
Team Total								15.99	

44



RIT

Liberty League

▲ 35

Event	Scrd As	Athlete	Yr	Scored Mark		Date	Pl. Pts.	Bonus	TOTAL
Scored bests come from CURRENT season									
► U	4	Jennifer ADAMS	SR	5.79m	19-0	2/17/12	14	1.83	15.83
► U	28	Jasmine POLES	SO	5.39m	17-8½	1/14/12	0.1	0.00	0.10
Team Total									15.93

45



Carnegie Mellon

University Athletic Association

▼ 4

Event	Scrd As	Athlete	Yr	Scored Mark	Date	Pl. Pts.	Bonus	TOTAL
Scored bests come from CURRENT season								
▶ 5000m	30	Emily WOB	JR	17:44.24	1/14/12	0.02	0.00	0.02
▶ H60m	4	Jacqueline GUEVEL	SO	8.85	2/11/12	14	1.71	15.71
Team Total								15.73

46



Amherst

New England Small College Athletic Conference

▼ 7

Event	Scrd As	Athlete	Yr	Scored Mark		Date	Pl. Pts.	Bonus	TOTAL
Scored bests come from CURRENT season									
▶ 60m	22	Naomi BATES	SO	7.85		2/17/12	0.4	0.19	0.59
▶ 800m	29	Keri LAMBERT	JR	2:17.42cb	2:16.92	2/10/12	0.05	0.00	0.05
▶ Mile	9	Keri LAMBERT	JR	4:58.53		2/17/12	6	0.99	6.99
▶ DMR	6	Almeida, Bates, Sullivan, Lambert		12:03.56cb	12:01.06	2/10/12	6	1.21	7.21
Team Total									14.83

"Scrd As", short for "Scored As", Standing used for place points portion of performance's score combining preseason data (when applied) to current season data

Numbers in BLACK are both the performance's actual NCAA rank AND "scored as" rank Numbers in RED indicate actual NCAA rank does not exist or is worse than "scored as" rank Numbers in BLUE indicate actual NCAA rank is better than "scored as" rank

USTFCCCA Non-Member

Non-Member Schools Will NOT be ranked, beginning Week 2



USTFCCCA NCAA Division III National Team Rankings

2012 Indoor Track & Field, Week #5

as of 2/22/2012 9:25:59 AM

D denotes multiple-event rule in affect
Only those who score >0.01 pts are shown

WOMEN

47



North Central (Ill.)

College Conference of Illinois & Wisconsin

▲ 14

Event	Scrd As	Athlete	Yr	Scored Mark	Date	Pl. Pts.	Bonus	TOTAL
-------	---------	---------	----	-------------	------	----------	-------	-------

Scored bests come from CURRENT season

▶ 800m	14	Krista COTA	JR	2:15.23	2/17/12	1.5	0.29	1.79	
▶ 800m	25	Kala BINGHAM	SR	2:16.74	1/28/12	0.25	0.00	0.25	
▶ Mile	24	Krista COTA	JR	5:04.96	2/4/12	0.3	0.00	0.30	
▶ PV	7	Elizabeth COMPOSTO	FR	3.70m	12-1½	2/17/12	8	0.80	8.80
▶ PV	13	Brooke PATTERSON	FR	3.60m	11-9%	2/17/12	2	0.23	2.23
▶ LJ	21	Jocelyn REDLINSKI	SO	5.44m	17-10%	2/11/12	0.45	0.00	0.45
▶ SP	30	Ebony STALLWORTH	FR	12.59m	41-3%	1/28/12	0.02	0.00	0.02

Scored bests come from PRE-SEASON DATA

▶ PENT	19	Jocelyn REDLINSKI	SO	3,081	2/25/11	0.6	0.00	0.60
--------	----	-------------------	----	-------	---------	-----	------	------

Team Total 14.44

48



UW-Stevens Point

Wisconsin Intercollegiate Athletic Conference

▲ 5

Event	Scrd As	Athlete	Yr	Scored Mark	Date	Pl. Pts.	Bonus	TOTAL
-------	---------	---------	----	-------------	------	----------	-------	-------

Scored bests come from CURRENT season

▶ Mile	8	Kelly HAEN	SR	4:58.44	2/18/12	7	1.01	8.01
▶ 5000m	18	Kelly HAEN	SR	17:38.23	2/4/12	0.7	0.01	0.71
▶ H60m	11	Erin KLINE	JR	8.95	2/3/12	4	0.80	4.80
▶ PV	18	Leanna ROSE	SO	3.53m	11-7	2/3/12	0.7	0.00
▶ WT	27	Amy KRZYKOWSKI	SR	15.91m	52-2½	2/18/12	0.15	0.00

Team Total 14.37

49



Keene State

Little East Conference

▼ 14

Event	Scrd As	Athlete	Yr	Scored Mark	Date	Pl. Pts.	Bonus	TOTAL
-------	---------	---------	----	-------------	------	----------	-------	-------

Scored bests come from CURRENT season

▶ Mile	14	Maggie FITTER	JR	5:01.39cb	5:00.49	1/27/12	1.5	0.38	1.88
▶ Mile	25	Paige MILLS	JR	5:05.49		1/21/12	0.25	0.00	0.25
▶ 5000m	10	Paige MILLS	JR	17:20.27cb	17:16.97	1/27/12	5	0.82	5.82
▶ DMR	7	Mills, Escalante, Titus, Fitter		12:06.09cb	12:03.59	1/27/12	4	0.96	4.96
▶ PENT	15	Janel HAGGERTY	JR	3,139		2/17/12	1	0.18	1.18

Team Total 14.08

50



Oberlin

North Coast Athletic Conference

▼ 7

Event	Scrd As	Athlete	Yr	Scored Mark	Date	Pl. Pts.	Bonus	TOTAL
-------	---------	---------	----	-------------	------	----------	-------	-------

Scored bests come from CURRENT season

▶ Mile	5	Molly MARTORELLA	SO	4:57.63cb	4:56.73	2/10/12	12	1.18	13.18
--------	---	------------------	----	-----------	---------	---------	----	------	-------

Team Total 13.18

51



Bates

New England Small College Athletic Conference

▼ 19

Event	Scrd As	Athlete	Yr	Scored Mark	Date	Pl. Pts.	Bonus	TOTAL
-------	---------	---------	----	-------------	------	----------	-------	-------

Scored bests come from CURRENT season

▶ 800m	12	Elizabeth ARENS	JR	2:14.87cb	2:14.37	1/27/12	3	0.43	3.43
▶ Mile	30	Elizabeth ARENS	JR	5:06.74		1/20/12	0.02	0.00	0.02
▶ DMR	5	Nixon, Tobin, Fusco, Arens		11:59.42cb	11:56.92	2/10/12	8	1.70	9.70

Team Total 13.15

52



Hamline

Minnesota Intercollegiate Athletic Conference

▼ 6

Event	Scrd As	Athlete	Yr	Scored Mark	Date	Pl. Pts.	Bonus	TOTAL
-------	---------	---------	----	-------------	------	----------	-------	-------

Scored bests come from CURRENT season

▶ SP	12	Becky CULP	JR	13.16m	43-2¼	2/10/12	3	0.32	3.32
▶ WT	7	Brenna COYLE	SR	17.39m	57-¾	2/18/12	8	1.04	9.04
▶ WT	28	Shawny KRAMER	FR	15.89m	52-1¼	2/10/12	0.1	0.00	0.10

Team Total 12.46

53



Rowan

New Jersey Athletic Conference

▼ 8

Event	Scrd As	Athlete	Yr	Scored Mark	Date	Pl. Pts.	Bonus	TOTAL
-------	---------	---------	----	-------------	------	----------	-------	-------

Scored bests come from CURRENT season

▶ Mile	21	Jena PEACOCK	SR	5:03.74		2/18/12	0.45	0.13	0.58
▶ 5000m	8	Jena PEACOCK	SR	17:15.27cb	17:11.97	2/3/12	7	1.17	8.17
▶ DMR	9	Peacock, Leahey, Searcy, Wright		12:08.67cb	12:06.17	2/3/12	2	0.70	2.70

Team Total 11.45

"Scrd As", short for "Scored As", Standing used for place points portion of performance's score combining preseason data (when applied) to current season data

Numbers in BLACK are both the performance's actual NCAA rank AND "scored as" rank Numbers in RED indicate actual NCAA rank does not exist or is worse than "scored as" rank Numbers in BLUE indicate actual NCAA rank is better than "scored as" rank

USTFCCCA Non-Member

Non-Member Schools Will NOT be ranked, beginning Week 2



USTFCCCA NCAA Division III National Team Rankings

2012 Indoor Track & Field, Week #5

as of 2/22/2012 9:26:00 AM

D denotes multiple-event rule in affect
Only those who score >0.01 pts are shown

WOMEN

54



Carthage

College Conference of Illinois & Wisconsin

unch

Event	Scrd As	Athlete	Yr	Scored Mark	Date	Pl. Pts.	Bonus	TOTAL
Scored bests come from CURRENT season								
400m	25	Patti LAUFENBERG	SO	58.75	2/11/12	0.25	0.00	0.25
4x400	16	Morris, Weiler, Chlum, Laufenberg		4:00.82	2/3/12	0.4	0.00	0.40
PENT	7	Sarah THOMPSON	SR	3,240	2/3/12	8	0.92	8.92
Scored bests come from PRE-SEASON DATA								
PENT	14	Christine NELSON	SR	3,140	3/4/11	1.5	0.18	1.68
Team Total								11.25

55



Simpson (Iowa)

Iowa Intercollegiate Athletic Conference

▼ 4

Event	Scrd As	Athlete	Yr	Scored Mark	Date	Pl. Pts.	Bonus	TOTAL	
Scored bests come from CURRENT season									
▶ HJ	6	Kinsey BAK	SR	1.68m	5-6	2/11/12	10	0.69	10.69
▶ PENT	25	Kinsey BAK	SR	3,037	2/3/12		0.25	0.00	0.25
Team Total								10.94	

56



WPI

New England Women's & Men's Athletic Conference

▼ 7

Event	Scrd As	Athlete	Yr	Scored Mark		Date	Pl. Pts.	Bonus	TOTAL
Scored bests come from CURRENT season									
▶ 400m	7	Noelle RICHARD	JR	56.78cb	56.38	2/10/12	8	1.42	9.42
▶ HJ	16	Julie EAGLE	JR	1.65m	5-5	1/27/12	0.9	0.09	0.99
▶ PV	21	Emily PEARCE	SR	3.50m	11-5½	2/17/12	0.45	0.00	0.45
Team Total									10.85

57



Southern Maine

Little East Conference

▲ 14

Event	Scrd As	Athlete	Yr	Scored Mark		Date	Pl. Pts.	Bonus	TOTAL
Scored bests come from CURRENT season									
▶ 400m	21	Hannah WILEY	FR	58.39cb	57.99	1/27/12	0.45	0.14	0.59
▶ Mile	18	Molly CARL	JR	5:02.52		2/17/12	0.7	0.26	0.96
▶ PV	20	Bethany DUMAS	SR	3.52m	11-6½	1/28/12	0.5	0.00	0.50
▶ LJ	23	Christina MASSEY	JR	5.42m	17-9½	2/17/12	0.35	0.00	0.35
▶ TJ	9	Hannah WILEY	FR	11.64m	38-2¼	2/17/12	6	0.78	6.78
▶ WT	16	Hannah PATTERSON	SR	16.49m	54-1¼	2/3/12	0.9	0.00	0.90
Scored bests come from PRE-SEASON DATA									
▶ PENT	23	Ariel HOWES	JR	3,053		3/4/11	0.35	0.00	0.35
Team Total									10.42

58



Baldwin-Wallace

Ohio Athletic Conference

▲ 9

Event	Scrd As	Athlete	Yr	Scored Mark		Date	Pl. Pts.	Bonus	TOTAL
Scored bests come from CURRENT season									
▶ SP	17	Leslie PERNELL	SR	12.96m	42-6¼	2/17/12	0.8	0.06	0.86
▶ SP	18	Cristina PERRINE	JR	12.92m	42-4¼	2/11/12	0.7	0.01	0.71
▶ WT	9	Cristina PERRINE	JR	17.01m	55-9¼	2/18/12	6	0.46	6.46
▶ WT	13	Leslie PERNELL	SR	16.83m	55-2¼	2/18/12	2	0.28	2.28
Team Total								10.32	

59



Ohio Northern

Ohio Athletic Conference

▼ 7

Event	Scrd As	Athlete	Yr	Scored Mark		Date	Pl. Pts.	Bonus	TOTAL
Scored bests come from CURRENT season									
▶ 5000m	7	Alison STEINBRUNNER	JR	17:14.92c	OT 17:09.72	2/10/12	8	1.19	9.19
▶ DMR	17	Weaver, Buchanan, Siefker, Steinbrunner		12:21.26c	OT 12:17.26	2/3/12	0.3	0.00	0.30
▶ HJ	26	Vicki MOGA	SO	1.63m	5-4½	2/11/12	0.2	0.00	0.20
▶ PV	21	Aubrie STECHSCHULTE	SR	3.50m	11-5½	2/18/12	0.45	0.00	0.45
Team Total									10.14

"Scrd As", short for "Scored As", Standing used for place points portion of performance's score combining preseason data (when applied) to current season data

Numbers in BLACK are both the performance's actual NCAA rank AND "scored as" rank Numbers in RED indicate actual NCAA rank does not exist or is worse than "scored as" rank Numbers in BLUE indicate actual NCAA rank is better than "scored as" rank

USTFCCCA Non-Member

Non-Member Schools Will NOT be ranked, beginning Week 2



USTFCCCA NCAA Division III National Team Rankings

2012 Indoor Track & Field, Week #5

as of 2/22/2012 9:26:00 AM

D denotes multiple-event rule in affect
Only those who score >0.01 pts are shown

WOMEN

60



Springfield (Mass.)

▼ 5

New England Women's & Men's Athletic Conferen

Event	Scrd As	Athlete	Yr	Scored Mark	Date	Pl. Pts.	Bonus	TOTAL
-------	---------	---------	----	-------------	------	----------	-------	-------

Scored bests come from CURRENT season

▶ 4x400	13	Schumann, Jenkins, Davis, Gaudreault		3:59.57cb 3:57.97	2/10/12	0.7	0.16	0.86
---------	----	--------------------------------------	--	-------------------	---------	-----	------	------

Scored bests come from PRE-SEASON DATA

▶ PENT	7	Kelly CURTIS	SR	3,240	2/18/11	8	0.92	8.92
--------	---	--------------	----	-------	---------	---	------	------

Team Total 9.78

61



Emory

▼ 17

University Athletic Association

Event	Scrd As	Athlete	Yr	Scored Mark	Date	Pl. Pts.	Bonus	TOTAL
-------	---------	---------	----	-------------	------	----------	-------	-------

Scored bests come from CURRENT season

▶ Mile	20	Stephanie CRANE	FR	5:02.82cb 5:01.92	2/18/12	0.5	0.22	0.72
▶ H60m	27	Jasmine MCCULLOUGH	SR	9.15	12/3/11	0.15	0.01	0.16
▶ 4x400	6	Adjibaba, Clark, Leonard, Dyer		3:56.86cb 3:55.26	2/9/12	6	1.00	7.00

▶ TJ	16	Lauren ATTIAH	SR	11.37m 37-3/4	1/27/12	0.9	0.13	1.03
------	----	---------------	----	---------------	---------	-----	------	------

Team Total 8.91

62



Alvernia

▼ 5

Middle Atlantic Conferences

Event	Scrd As	Athlete	Yr	Scored Mark	Date	Pl. Pts.	Bonus	TOTAL
-------	---------	---------	----	-------------	------	----------	-------	-------

Scored bests come from CURRENT season

▶ PV	7	Melissa FELLEBAUM	JR	3.70m 12-1 1/2	1/13/12	8	0.80	8.80
------	---	-------------------	----	----------------	---------	---	------	------

Team Total 8.80

63



UW-Superior

▲ 17

Wisconsin Intercollegiate Athletic Conference

Event	Scrd As	Athlete	Yr	Scored Mark	Date	Pl. Pts.	Bonus	TOTAL
-------	---------	---------	----	-------------	------	----------	-------	-------

Scored bests come from CURRENT season

▶ TJ	8	Traelyn LEWIS	JR	11.66m 38-3/4	2/16/12	7	0.85	7.85
▶ WT	18	Katie CAPRIGLIONE	JR	16.27m 53-4 1/2	1/28/12	0.7	0.00	0.70

Team Total 8.55

64



UW-River Falls

▲ 14

Wisconsin Intercollegiate Athletic Conference

Event	Scrd As	Athlete	Yr	Scored Mark	Date	Pl. Pts.	Bonus	TOTAL
-------	---------	---------	----	-------------	------	----------	-------	-------

Scored bests come from CURRENT season

▶ 400m	9	Alyssa RASMUSSEN	JR	57.29	2/18/12	6	0.85	6.85
▶ 4x400	12	Lasko, Rasmussen, Riches, Nordland		3:59.47	2/18/12	0.8	0.19	0.99

▶ PV	21	Kayla HILLMAN	SR	3.50m 11-5 1/2	2/10/12	0.45	0.00	0.45
------	----	---------------	----	----------------	---------	------	------	------

▶ LJ	30	Alicia POTTING	SO	5.38m 17-8	2/10/12	0.02	0.00	0.02
------	----	----------------	----	------------	---------	------	------	------

Team Total 8.31

65



Carleton

▼ 5

Minnesota Intercollegiate Athletic Conference

Event	Scrd As	Athlete	Yr	Scored Mark	Date	Pl. Pts.	Bonus	TOTAL
-------	---------	---------	----	-------------	------	----------	-------	-------

Scored bests come from CURRENT season

▶ 5000m	9	Simone CHILDS-WALKER	SR	17:15.91c OT 17:10.71	2/9/12	6	1.13	7.13
▶ 5000m	16	Alison SMYTH	SR	17:31.07c OT 17:25.87	2/9/12	0.9	0.26	1.16

Team Total 8.28

66



Millikin

▼ 10

College Conference of Illinois & Wisconsin

Event	Scrd As	Athlete	Yr	Scored Mark	Date	Pl. Pts.	Bonus	TOTAL
-------	---------	---------	----	-------------	------	----------	-------	-------

Scored bests come from CURRENT season

▶ 60m	24	Ariel ROBINSON	SO	7.86	1/21/12	0.3	0.11	0.41
▶ SP	9	LeAnn SPESARD	JR	13.36m 43-10	12/2/11	6	0.72	6.72

Team Total 7.14

67



St. Norbert

▼ 4

Midwest Conference

Event	Scrd As	Athlete	Yr	Scored Mark	Date	Pl. Pts.	Bonus	TOTAL
-------	---------	---------	----	-------------	------	----------	-------	-------

Scored bests come from CURRENT season

▶ 800m	10	Emily SCHUDROWITZ	SR	2:14.40c OT 2:13.70	2/10/12	5	0.63	5.63
▶ 5000m	24	Mackenzie WEBER	FR	17:40.42c OT 17:35.22	2/10/12	0.3	0.00	0.30

Team Total 5.93

"Scrd As", short for "Scored As", Standing used for place points portion of performance's score combining preseason data (when applied) to current season data

Numbers in BLACK are both the performance's actual NCAA rank AND "scored as" rank Numbers in RED indicate actual NCAA rank does not exist or is worse than "scored as" rank Numbers in BLUE indicate actual NCAA rank is better than "scored as" rank

USTFCCCA Non-Member

Non-Member Schools Will NOT be ranked, beginning Week 2



USTFCCCA NCAA Division III National Team Rankings

2012 Indoor Track & Field, Week #5

as of 2/22/2012 9:26:01 AM

D denotes multiple-event rule in affect
Only those who score >0.01 pts are shown

WOMEN

68



Central (Iowa)

Iowa Intercollegiate Athletic Conference

unch

Event	Scrd As	Athlete	Yr	Scored Mark	Date	Pl. Pts.	Bonus	TOTAL
Scored bests come from CURRENT season								
▶ PENT	10	Caitlin WILSON	SR	3,217	2/3/12	5	0.66	5.66
Team Total								5.66

69



Texas Lutheran

American Southwest Conference

▼ 4

Event	Scrd As	Athlete	Yr	Scored Mark	Date	Pl. Pts.	Bonus	TOTAL
Scored bests come from CURRENT season								
▶ PV	10	Ligia BOLIVAR	JR	3.65m	11-11%	2/4/12	5	0.44 5.44
▶ TJ	28	Destiney JONES	SR	11.15m	36-7	1/20/12	0.1	0.00 0.10
Team Total								5.54

70



Centre

Southern Collegiate Athletic Conference

▼11

Event	Scrd As	Athlete	Yr	Scored Mark	Date	Pl. Pts.	Bonus	TOTAL
Scored bests come from CURRENT season								
▶ SP	19	Emily NIEHAUS	SR	12.89m	42-3½	2/11/12	0.6	0.00 0.60
▶ WT	11	Emily NIEHAUS	SR	16.84m	55-3	2/11/12	4	0.29 4.29
Team Total								4.89

71



St. Scholastica

Upper Midwest Athletic Conference

▼21

Event	Scrd As	Athlete	Yr	Scored Mark	Date	Pl. Pts.	Bonus	TOTAL
Scored bests come from CURRENT season								
▶ 400m	26	Laurel OHAJU	FR	58.77	2/18/12	0.2	0.00	0.20
▶ H60m	20	Maggie BAIR	SO	9.12	1/28/12	0.5	0.11	0.61
▶ TJ	14	Rachel MILLER	JR	11.44m	37-6½	2/10/12	1.5	0.26 1.76
▶ SP	26	Becky HUBERTY	SO	12.65m	41-6	2/18/12	0.2	0.00 0.20
▶ WT	14	Alec SEELEY	SR	16.71m	54-10	2/18/12	1.5	0.17 1.67
▶ WT	21	Becky HUBERTY	SO	16.10m	52-10	2/10/12	0.45	0.00 0.45
Team Total								4.88

72



Manchester

Heartland Collegiate Athletic Conference

▼ 2

Event	Scrd As	Athlete	Yr	Scored Mark	Date	Pl. Pts.	Bonus	TOTAL
Scored bests come from CURRENT season								
▶ HJ	11	Casey LOSHE	SR	1.67m	5-5½	2/4/12	4	0.43 4.43
Team Total								4.43

72



York (Pa.)

Capital Athletic Conference

▲52

Event	Scrd As	Athlete	Yr	Scored Mark	Date	Pl. Pts.	Bonus	TOTAL
Scored bests come from CURRENT season								
▶ HJ	11	Laura ROWLANDS	SO	1.67m	5-5½	2/19/12	4	0.43 4.43
Team Total								4.43

74



NYU

University Athletic Association

▲17

Event	Scrd As	Athlete	Yr	Scored Mark	Date	Pl. Pts.	Bonus	TOTAL
Scored bests come from CURRENT season								
▶ 400m	14	Marion BURNS	JR	57.91cb	57.51	2/18/12	1.5	0.37 1.87
▶ Mile	15	Maeve EVANS	SR	5:01.93cb	5:01.03	2/18/12	1	0.32 1.32
▶ DMR	14	Norton, Burns, Binczyk, Evans		12:13.22cb	12:10.72	2/10/12	0.6	0.26 0.86
Team Total								4.05

75



Rhodes

Southern Collegiate Athletic Conference

▼11

Event	Scrd As	Athlete	Yr	Scored Mark	Date	Pl. Pts.	Bonus	TOTAL
Scored bests come from CURRENT season								
▶ 4x400	8	Burnam, Yancckello, Temple, Lee		3:57.45cb	3:55.85	2/9/12	3	0.81 3.81
Team Total								3.81

"Scrd As", short for "Scored As", Standing used for place points portion of performance's score combining preseason data (when applied) to current season data

Numbers in BLACK are both the performance's actual NCAA rank AND "scored as" rank Numbers in RED indicate actual NCAA rank does not exist or is worse than "scored as" rank Numbers in BLUE indicate actual NCAA rank is better than "scored as" rank

USTFCCCA Non-Member

Non-Member Schools Will NOT be ranked, beginning Week 2



USTFCCCA NCAA Division III National Team Rankings

2012 Indoor Track & Field, Week #5

as of 2/22/2012 9:26:01 AM

D denotes multiple-event rule in affect
Only those who score >0.01 pts are shown

WOMEN

76



Wheaton (Ill.)

▲44

College Conference of Illinois & Wisconsin

Event	Scrd As	Athlete	Yr	Scored Mark	Date	Pl. Pts.	Bonus	TOTAL
Scored bests come from CURRENT season								
► Mile	12	Jaime OREWILER	SO	4:59.53	2/17/12	3	0.78	3.78
Team Total								3.78

77



Adrian

▼11

Michigan Intercollegiate Athletic Association

Event	Scrd As	Athlete	Yr	Scored Mark	Date	Pl. Pts.	Bonus	TOTAL
Scored bests come from CURRENT season								
► 60m	12	Kelsea SELLERS	SR	7.80	1/27/12	3	0.59	3.59
Team Total								3.59

78



Colby

▼3

New England Small College Athletic Conference

Event	Scrd As	Athlete	Yr	Scored Mark	Date	Pl. Pts.	Bonus	TOTAL	
Scored bests come from CURRENT season									
► 60m	17	Annabelle HICKS	SO	7.83	2/17/12	0.8	0.35	1.15	
► 5000m	19	Eva LAUER	FR	17:38.40	2/17/12	0.6	0.01	0.61	
► 5000m	27	Berol DEWDNEY	JR	17:42.78	2/17/12	0.15	0.00	0.15	
► H60m	18	Brittany REARDON	SO	9.11	2/17/12	0.7	0.14	0.84	
► PV	18	Brittany REARDON	SO	3.53m	11-7	2/11/12	0.7	0.00	0.70
Team Total								3.44	

79



Otterbein

▼5

Ohio Athletic Conference

Event	Scrd As	Athlete	Yr	Scored Mark	Date	Pl. Pts.	Bonus	TOTAL
Scored bests come from CURRENT season								
► LJ	12	Kristen BENNETT	JR	5.59m	18-4"	2/18/12	3	0.44
Team Total								3.44

80



TCNJ

▼8

New Jersey Athletic Conference

Event	Scrd As	Athlete	Yr	Scored Mark		Date	Pl. Pts.	Bonus	TOTAL
Scored bests come from CURRENT season									
► Mile	22	Katie NESTOR	SR	5:04.24cb	5:03.34	2/18/12	0.4	0.08	0.48
► 5000m	22	Megan FLYNN	SO	17:39.42cb	17:36.12	2/10/12	0.4	0.00	0.40
► 5000m	25	Cathy GONCALVES	JR	17:40.82cb	17:37.52	2/10/12	0.25	0.00	0.25
► 4x400	19	Cascio, Johnston, Kulcyk, Ary		4:01.10cb	3:59.50	2/10/12	0.1	0.00	0.10
► DMR	11	Johnson, Cascio, Ary, Nestor		12:08.94cb	12:06.44	2/10/12	0.9	0.68	1.58
► LJ	21	Erica ROBERTS	SO	5.44m	17-10"	2/4/12	0.45	0.00	0.45
Team Total									3.25

81



SUNY Geneseo

▼12

State University of New York Athletic Conference

Event	Scrd As	Athlete	Yr	Scored Mark		Date	Pl. Pts.	Bonus	TOTAL
Scored bests come from CURRENT season									
► 800m	21	Keira WOOD	FR	2:16.29cb	2:15.79	2/10/12	0.45	0.07	0.52
► 5000m	21	Marissa LIBERATI	JR	17:38.55cb	17:35.25	2/10/12	0.45	0.00	0.45
► DMR	10	Wood, Brunscheen, Hoh, Sullivan		12:08.69cb	12:06.19	2/10/12	1	0.70	1.70
Team Total									2.67

82



Augsburg

▲18

Minnesota Intercollegiate Athletic Conference

Event	Scrd As	Athlete	Yr	Scored Mark	Date	Pl. Pts.	Bonus	TOTAL
Scored bests come from CURRENT season								
► 60m	13	Ashley CARNEY	JR	7.81	2/18/12	2	0.51	2.51
Team Total								2.51

"Scrd As", short for "Scored As", Standing used for place points portion of performance's score combining preseason data (when applied) to current season data

Numbers in BLACK are both the performance's actual NCAA rank AND "scored as" rank Numbers in RED indicate actual NCAA rank does not exist or is worse than "scored as" rank Numbers in BLUE indicate actual NCAA rank is better than "scored as" rank

USTFCCCA Non-Member

Non-Member Schools Will NOT be ranked, beginning Week 2



USTFCCCA NCAA Division III National Team Rankings

2012 Indoor Track & Field, Week #5

as of 2/22/2012 9:26:02 AM

D denotes multiple-event rule in affect
Only those who score >0.01 pts are shown

WOMEN

83



Swarthmore

Centennial Conference

▲ 1

Event	Scrd As	Athlete	Yr	Scored Mark	Date	Pl. Pts.	Bonus	TOTAL
Scored bests come from CURRENT season								
▶ 800m	18	Rebecca HAMMOND	JR	2:15.50cb 2:15.00	2/18/12	0.7	0.22	0.92
▶ H60m	20	Kenyetta GIVANS	SR	9.12	2/3/12	0.5	0.11	0.61
▶ DMR	15	Hammond, Givans, Beebe, Johnson		12:18.73cb 12:16.23	2/10/12	0.5	0.00	0.50
Team Total								2.03

84



Calvin

Michigan Intercollegiate Athletic Association

▲ 1

Event	Scrd As	Athlete	Yr	Scored Mark	Date	Pl. Pts.	Bonus	TOTAL
Scored bests come from CURRENT season								
▶ 5000m	14	Jodi HOEKSTRA	JR	17:26.73cb OT 17:21.53	2/10/12	1.5	0.41	1.91
Team Total								1.91

85



Utica

Empire 8 Athletic Conference

▼ 9

Event	Scrd As	Athlete	Yr	Scored Mark	Date	Pl. Pts.	Bonus	TOTAL
Scored bests come from CURRENT season								
▶ H60m	17	Jess CIRAULO	SO	9.09	2/4/12	0.8	0.21	1.01
▶ LJ	17	Lauren DELUDE	FR	5.48m 17-11%	2/11/12	0.8	0.05	0.85
Team Total								1.86

86



Allegheny

North Coast Athletic Conference

▼ 4

Event	Scrd As	Athlete	Yr	Scored Mark	Date	Pl. Pts.	Bonus	TOTAL
Scored bests come from CURRENT season								
▶ SP	14	Lauren BUTLER	SR	13.06m 42-10%	1/20/12	1.5	0.19	1.69
Team Total								1.69

87



Denison

North Coast Athletic Conference

▲ 30

Event	Scrd As	Athlete	Yr	Scored Mark	Date	Pl. Pts.	Bonus	TOTAL
Scored bests come from CURRENT season								
▶ 60m	16	Tiffany DAVIS	SO	7.82	2/18/12	0.9	0.43	1.33
Team Total								1.33

88



Wellesley

New England Women's & Men's Athletic Conferen

▼ 11

Event	Scrd As	Athlete	Yr	Scored Mark	Date	Pl. Pts.	Bonus	TOTAL
Scored bests come from CURRENT season								
▶ 800m	26	Leah CLEMENT	JR	2:16.98	2/4/12	0.2	0.00	0.20
▶ Mile	17	Randelle BOOTS	JR	5:02.21cb 5:01.31	12/3/11	0.8	0.29	1.09
Team Total								1.29

89



Kenyon

North Coast Athletic Conference

▼ 3

Event	Scrd As	Athlete	Yr	Scored Mark	Date	Pl. Pts.	Bonus	TOTAL
Scored bests come from CURRENT season								
▶ 800m	17	Kirkley DOYLE	JR	2:15.48	2/11/12	0.8	0.23	1.03
▶ DMR	18	Doyle, Derkasch, Watts, Willett		12:23.23	2/17/12	0.2	0.00	0.20
Team Total								1.23

90



Wooster

North Coast Athletic Conference

▼ 9

Event	Scrd As	Athlete	Yr	Scored Mark	Date	Pl. Pts.	Bonus	TOTAL
Scored bests come from CURRENT season								
▶ HJ	15	Abena BOAMAH-ACHEAMPONG	JR	1.66m 5-5%	2/11/12	1	0.21	1.21
Team Total								1.21

"Scrd As", short for "Scored As", Standing used for place points portion of performance's score combining preseason data (when applied) to current season data

Numbers in BLACK are both the performance's actual NCAA rank AND "scored as" rank Numbers in RED indicate actual NCAA rank does not exist or is worse than "scored as" rank Numbers in BLUE indicate actual NCAA rank is better than "scored as" rank

USTFCCCA Non-Member

Non-Member Schools Will NOT be ranked, beginning Week 2



USTFCCCA NCAA Division III National Team Rankings

2012 Indoor Track & Field, Week #5

as of 2/22/2012 9:26:02 AM

D denotes multiple-event rule in affect
Only those who score >0.01 pts are shown

WOMEN

91



Ohio Wesleyan

North Coast Athletic Conference

▲ 19

Event	Scrd As	Athlete	Yr	Scored Mark	Date	Pl. Pts.	Bonus	TOTAL
-------	---------	---------	----	-------------	------	----------	-------	-------

Scored bests come from CURRENT season

▶ Mile	27	Cara DEANGELIS	SO	5:06.43	2/11/12	0.15	0.00	0.15
▶ DMR	13	Lisull, Nance, Reid, DeAngelis		12:12.24	2/17/12	0.7	0.36	1.06

Team Total 1.21

92



George Fox

Northwest Conference

▼ 4

Event	Scrd As	Athlete	Yr	Scored Mark	Date	Pl. Pts.	Bonus	TOTAL
-------	---------	---------	----	-------------	------	----------	-------	-------

Scored bests come from CURRENT season

▶ LJ	15	Emily DAVISON	JR	5.52m	18-1½	2/4/12	1	0.19	1.19
------	----	---------------	----	-------	-------	--------	---	------	------

Team Total 1.19

93



Neumann

Colonial States Athletic Conference

▲ 31

Event	Scrd As	Athlete	Yr	Scored Mark	Date	Pl. Pts.	Bonus	TOTAL
-------	---------	---------	----	-------------	------	----------	-------	-------

Scored bests come from CURRENT season

▶ 60m	17	Ciara HEATH	FR	7.83	2/19/12	0.8	0.35	1.15
-------	----	-------------	----	------	---------	-----	------	------

Team Total 1.15

94



St. Benedict

Minnesota Intercollegiate Athletic Conference

▲ 1

Event	Scrd As	Athlete	Yr	Scored Mark	Date	Pl. Pts.	Bonus	TOTAL
-------	---------	---------	----	-------------	------	----------	-------	-------

Scored bests come from CURRENT season

▶ LJ	18	Julia RENNER	SR	5.47m	17-11½	2/11/12	0.7	0.02	0.72
▶ LJ	25	Clare MURN	JR	5.41m	17-9	2/18/12	0.25	0.00	0.25
▶ PENT	27	Julia RENNER	SR	3,013		2/3/12	0.15	0.00	0.15

Team Total 1.12

95



Capital

Ohio Athletic Conference

▼ 5

Event	Scrd As	Athlete	Yr	Scored Mark	Date	Pl. Pts.	Bonus	TOTAL
-------	---------	---------	----	-------------	------	----------	-------	-------

Scored bests come from CURRENT season

▶ HJ	16	Emily SHEETS	JR	1.65m	5-5	2/3/12	0.9	0.09	0.99
------	----	--------------	----	-------	-----	--------	-----	------	------

Team Total 0.99

95



St. Lawrence

Liberty League

▼ 6

Event	Scrd As	Athlete	Yr	Scored Mark	Date	Pl. Pts.	Bonus	TOTAL
-------	---------	---------	----	-------------	------	----------	-------	-------

Scored bests come from CURRENT season

▶ HJ	16	Eliza BELL	FR	1.65m	5-5	2/4/12	0.9	0.09	0.99
------	----	------------	----	-------	-----	--------	-----	------	------

Team Total 0.99

97



Brockport

State University of New York Athletic Conference

▲ 10

Event	Scrd As	Athlete	Yr	Scored Mark	Date	Pl. Pts.	Bonus	TOTAL
-------	---------	---------	----	-------------	------	----------	-------	-------

Scored bests come from CURRENT season

▶ PV	17	Becky FABBIANO	SR	3.54m	11-7¼	2/18/12	0.8	0.00	0.80
▶ SP	27	Nicole JONES	JR	12.62m	41-5	2/17/12	0.15	0.00	0.15

Team Total 0.95

98



Augustana (Ill.)

College Conference of Illinois & Wisconsin

▲ 26

Event	Scrd As	Athlete	Yr	Scored Mark	Date	Pl. Pts.	Bonus	TOTAL
-------	---------	---------	----	-------------	------	----------	-------	-------

Scored bests come from CURRENT season

▶ PV	16	Taelar HILLIER	SO	3.55m	11-7¼	2/16/12	0.9	0.02	0.92
------	----	----------------	----	-------	-------	---------	-----	------	------

Team Total 0.92

99



Muhlenberg

Centennial Conference

▼ 7

Event	Scrd As	Athlete	Yr	Scored Mark	Date	Pl. Pts.	Bonus	TOTAL
-------	---------	---------	----	-------------	------	----------	-------	-------

Scored bests come from CURRENT season

▶ Mile	19	Samantha MAYDEN	JR	5:02.63cb	5:01.73	2/10/12	0.6	0.24	0.84
--------	----	-----------------	----	-----------	---------	---------	-----	------	------

Team Total 0.84

"Scrd As", short for "Scored As", Standing used for place points portion of performance's score combining preseason data (when applied) to current season data

Numbers in BLACK are both the performance's actual NCAA rank AND "scored as" rank Numbers in RED indicate actual NCAA rank does not exist or is worse than "scored as" rank Numbers in BLUE indicate actual NCAA rank is better than "scored as" rank

USTFCCCA Non-Member

Non-Member Schools Will NOT be ranked, beginning Week 2



USTFCCCA NCAA Division III National Team Rankings

2012 Indoor Track & Field, Week #5

as of 2/22/2012 9:26:03 AM

D denotes multiple-event rule in affect
Only those who score >0.01 pts are shown

WOMEN

100



Ursinus

Centennial Conference

▼ **13**

Event	Scrd As	Athlete	Yr	Scored Mark	Date	Pl. Pts.	Bonus	TOTAL
Scored bests come from CURRENT season								
▶ H60m	18	Victoria GOODENOUGH	SO	9.11	2/4/12	0.7	0.14	0.84
Team Total								0.84

101



Grinnell

Midwest Conference

▼ **3**

Event	Scrd As	Athlete	Yr	Scored Mark	Date	Pl. Pts.	Bonus	TOTAL
Scored bests come from CURRENT season								
▶ 800m	23	Sarah BURNELL	SO	2:16.52	2/18/12	0.35	0.02	0.37
▶ TJ	21	Eloise MILLER	FR	11.24m	2/11/12	0.45	0.00	0.45
Team Total								0.82

102



UW-Stout

Wisconsin Intercollegiate Athletic Conference

▼ **5**

Event	Scrd As	Athlete	Yr	Scored Mark	Date	Pl. Pts.	Bonus	TOTAL
Scored bests come from CURRENT season								
▶ PV	26	Sabrina SCOVILLE	JR	3.45m	2/18/12	0.2	0.00	0.20
▶ SP	22	Jessika SMITH	JR	12.76m	1/21/12	0.4	0.00	0.40
▶ PENT	26	Cheyenne GRAY	SO	3,028	2/10/12	0.2	0.00	0.20
Team Total								0.80

103



Trinity (Conn.)

New England Small College Athletic Conference

▲ **21**

Event	Scrd As	Athlete	Yr	Scored Mark	Date	Pl. Pts.	Bonus	TOTAL
Scored bests come from CURRENT season								
▶ TJ	19	Jenna WILBORNE	FR	11.35m	2/17/12	0.6	0.10	0.70
Team Total								0.70

104



Alfred

Empire 8 Athletic Conference

▼ **8**

Event	Scrd As	Athlete	Yr	Scored Mark		Date	Pl. Pts.	Bonus	TOTAL
Scored bests come from CURRENT season									
▶ HJ	26	Rebecca GRAUDONS	SO	1.63m	5-4%	1/28/12	0.2	0.00	0.20
▶ PV	21	Rebecca GRAUDONS	SO	3.50m	11-5%	1/21/12	0.45	0.00	0.45
Team Total									0.65

105



Chicago

University Athletic Association

▼ **6**

Event	Scrd As	Athlete	Yr	Scored Mark	Date	Pl. Pts.	Bonus	TOTAL
Scored bests come from CURRENT season								
▶ 800m	21	Kayla MCDONALD	JR	2:16.29	2/18/12	0.45	0.07	0.52
▶ DMR	19	Whitelaw, Derken, Ojeda, Ohman		12:25.27	2/11/12	0.1	0.00	0.10
Team Total								0.62

106



Concordia Moorhead

Minnesota Intercollegiate Athletic Conference

▼ **4**

Event	Scrd As	Athlete	Yr	Scored Mark		Date	Pl. Pts.	Bonus	TOTAL
Scored bests come from CURRENT season									
▶ HJ	25	Chelsea KLEMETSON	FR	1.64m	5-4%	2/18/12	0.25	0.00	0.25
▶ TJ	23	Tatijana MULLERDAHLBERG	SR	11.22m	36-9%	2/4/12	0.35	0.00	0.35
Team Total								0.60	

107



Susquehanna

Landmark Conference

▼ **24**

Event	Scrd As	Athlete	Yr	Scored Mark	Date	Pl. Pts.	Bonus	TOTAL
Scored bests come from CURRENT season								
▶ TJ	20	Kristin STAM	JR	11.29m	37-½	1/27/12	0.5	0.00
Team Total								0.50

"Scrd As", short for "Scored As", Standing used for place points portion of performance's score combining preseason data (when applied) to current season data

Numbers in BLACK are both the performance's actual NCAA rank AND "scored as" rank Numbers in RED indicate actual NCAA rank does not exist or is worse than "scored as" rank Numbers in BLUE indicate actual NCAA rank is better than "scored as" rank

USTFCCCA Non-Member

Non-Member Schools Will NOT be ranked, beginning Week 2



USTFCCCA NCAA Division III National Team Rankings

2012 Indoor Track & Field, Week #5

as of 2/22/2012 9:26:04 AM

D denotes multiple-event rule in affect
Only those who score >0.01 pts are shown

WOMEN

107 Wesleyan (Conn.) ▲17

New England Small College Athletic Conference

Event	Scrd As	Athlete	Yr	Scored Mark	Date	Pl. Pts.	Bonus	TOTAL
Scored bests come from CURRENT season								
▶ PENT	20	SIERRA LIVIOUS	SO	3,078	2/17/12	0.5	0.00	0.50
Team Total								0.50

109 Misericordia ▼16

Middle Atlantic Conferences

Event	Scrd As	Athlete	Yr	Scored Mark	Date	Pl. Pts.	Bonus	TOTAL
Scored bests come from CURRENT season								
▶ 4x400	18	Grow, Cameron, Comiskey, Dunn		4:01.09cb 3:59.49	2/10/12	0.2	0.00	0.20
▶ TJ	25	Jill DUNN	JR	11.17m 36-7½	2/10/12	0.25	0.00	0.25
Team Total								0.45

110 Lynchburg ▲12

Old Dominion Athletic Conference

Event	Scrd As	Athlete	Yr	Scored Mark	Date	Pl. Pts.	Bonus	TOTAL
Scored bests come from CURRENT season								
▶ LJ	23	LaCear HUBBARD	JR	5.42m 17-9½	2/18/12	0.35	0.00	0.35
▶ TJ	28	LaCear HUBBARD	JR	11.15m 36-7	2/18/12	0.1	0.00	0.10
Team Total								0.45

111 Muskingum ▼8

Ohio Athletic Conference

Event	Scrd As	Athlete	Yr	Scored Mark	Date	Pl. Pts.	Bonus	TOTAL
Scored bests come from CURRENT season								
▶ PV	21	Jana WYATT	SR	3.50m 11-5½	2/4/12	0.45	0.00	0.45
Team Total								0.45

112 Stevenson ▼18

Capital Athletic Conference

Event	Scrd As	Athlete	Yr	Scored Mark	Date	Pl. Pts.	Bonus	TOTAL
Scored bests come from CURRENT season								
▶ 60m	24	Julie EGONU	SO	7.86c 7.30(55)	12/10/11	0.3	0.11	0.41
Team Total								0.41

113 UMass Dartmouth ▼13

Little East Conference

Event	Scrd As	Athlete	Yr	Scored Mark	Date	Pl. Pts.	Bonus	TOTAL
Scored bests come from CURRENT season								
▶ 60m	27	Jillian VANNESS	JR	7.87	2/4/12	0.15	0.07	0.22
▶ SP	27	Jessica MASSE	SO	12.62m 41-5	2/17/12	0.15	0.00	0.15
Team Total								0.37

114 Carroll (Wis.) ▲10

Midwest Conference

Event	Scrd As	Athlete	Yr	Scored Mark	Date	Pl. Pts.	Bonus	TOTAL
Scored bests come from CURRENT season								
▶ 5000m	23	Megan O'GRADY	JR	17:40.29	2/11/12	0.35	0.00	0.35
Team Total								0.35

115 Goucher ▼7

Landmark Conference

Event	Scrd As	Athlete	Yr	Scored Mark	Date	Pl. Pts.	Bonus	TOTAL
Scored bests come from CURRENT season								
▶ H60m	24	Destiny PHILLIPS	FR	9.14	2/12/12	0.3	0.04	0.34
Team Total								0.34

116 Farmingdale State ▼12

Skyline Conference

Event	Scrd As	Athlete	Yr	Scored Mark	Date	Pl. Pts.	Bonus	TOTAL
Scored bests come from CURRENT season								
▶ TJ	24	Druscilla DICKSON	FR	11.21m 36-9½	1/20/12	0.3	0.00	0.30
Team Total								0.30

116 Hendrix ▼7

Southern Collegiate Athletic Conference

Event	Scrd As	Athlete	Yr	Scored Mark	Date	Pl. Pts.	Bonus	TOTAL
Scored bests come from CURRENT season								
▶ PENT	24	Elizabeth KRUG	FR	3,043	2/3/12	0.3	0.00	0.30
Team Total								0.30

"Scrd As", short for "Scored As", Standing used for place points portion of performance's score combining preseason data (when applied) to current season data

Numbers in BLACK are both the performance's actual NCAA rank AND "scored as" rank Numbers in RED indicate actual NCAA rank does not exist or is worse than "scored as" rank Numbers in BLUE indicate actual NCAA rank is better than "scored as" rank

USTFCCCA Non-Member Non-Member Schools Will NOT be ranked, beginning Week 2



USTFCCCA NCAA Division III National Team Rankings

2012 Indoor Track & Field, Week #5

as of 2/22/2012 9:26:04 AM

D denotes multiple-event rule in affect
Only those who score >0.01 pts are shown

WOMEN

118



Heidelberg

Ohio Athletic Conference

▼ 8

Event	Scrd As	Athlete	Yr	Scored Mark	Date	Pl. Pts.	Bonus	TOTAL
Scored bests come from CURRENT season								
LI	25	Marian BEVINGTON	JR	5.41m	17-9	2/11/12	0.25	0.00 0.25
Team Total								0.25

118



Stevens

Empire 8 Athletic Conference

▼ 5

Event	Scrd As	Athlete	Yr	Scored Mark	Date	Pl. Pts.	Bonus	TOTAL
Scored bests come from CURRENT season								
WT	25	Alina DURAN	JR	15.94m	52-3%	12/10/11	0.25	0.00 0.25
Team Total								0.25

120



Haverford

Centennial Conference

▼ 15

Event	Scrd As	Athlete	Yr	Scored Mark	Date	Pl. Pts.	Bonus	TOTAL
Scored bests come from CURRENT season								
DMR	20	Miller, Davis, Balmer, Hess		12:26.14cb	12:23.64	1/27/12	0.05	0.00 0.05
TJ	27	Kylie LIPINSKI	SR	11.16m	36-7%	2/10/12	0.15	0.00 0.15
Team Total								0.20

121



Elizabethtown

Middle Atlantic Conferences

▼ 9

Event	Scrd As	Athlete	Yr	Scored Mark	Date	Pl. Pts.	Bonus	TOTAL
Scored bests come from CURRENT season								
5000m	26	Traci TEMPONE	SO	17:42.48		2/3/12	0.2	0.00 0.20
Team Total								0.20

122



Anderson (Ind.)

Heartland Collegiate Athletic Conference

▲ 2

Event	Scrd As	Athlete	Yr	Scored Mark	Date	Pl. Pts.	Bonus	TOTAL
Scored bests come from CURRENT season								
H60m	27	Alex FRISKE	SO	9.15		2/18/12	0.15	0.01 0.16
Team Total								0.16

123



Lebanon Valley

Middle Atlantic Conferences

▼ 17

Event	Scrd As	Athlete	Yr	Scored Mark	Date	Pl. Pts.	Bonus	TOTAL
Scored bests come from CURRENT season								
H60m	30	Johanna WALKER	SR	9.16		2/11/12	0.02	0.00 0.02
Scored bests come from PRE-SEASON DATA								
PENT	28	Allisha FARRELL	JR	3,012		2/26/11	0.1	0.00 0.10
Team Total								0.12

124



Alma

Michigan Intercollegiate Athletic Association

▼ 8

Event	Scrd As	Athlete	Yr	Scored Mark	Date	Pl. Pts.	Bonus	TOTAL
Scored bests come from CURRENT season								
PV	29	Abby WITHAM	JR	3.40m	11-1%	1/27/12	0.05	0.00 0.05
Team Total								0.05

124



Saint Mary's (Minn.)

Minnesota Intercollegiate Athletic Conference

▼ 11

Event	Scrd As	Athlete	Yr	Scored Mark	Date	Pl. Pts.	Bonus	TOTAL
Scored bests come from CURRENT season								
SP	29	Coco BOOKER	JR	12.60m	41-4%	2/3/12	0.05	0.00 0.05
Team Total								0.05

126



Dubuque

Iowa Intercollegiate Athletic Conference

▼ 2

Event	Scrd As	Athlete	Yr	Scored Mark	Date	Pl. Pts.	Bonus	TOTAL
Scored bests come from CURRENT season								
60m	31	Bridget HOSLEY	SR	7.88c	7.32(55)	2/18/12	0.04	0.04
Team Total								0.04

127



SUNY Fredonia

State University of New York Athletic Conference

▼ 3

Event	Scrd As	Athlete	Yr	Scored Mark	Date	Pl. Pts.	Bonus	TOTAL
Scored bests come from CURRENT season								
TJ	30	Emily CUMMISKEY	SO	11.14m	36-6%	2/17/12	0.02	0.00 0.02
Team Total								0.02

"Scrd As", short for "Scored As", Standing used for place points portion of performance's score combining preseason data (when applied) to current season data

Numbers in BLACK are both the performance's actual NCAA rank AND "scored as" rank Numbers in RED indicate actual NCAA rank does not exist or is worse than "scored as" rank Numbers in BLUE indicate actual NCAA rank is better than "scored as" rank

USTFCCCA Non-Member

Non-Member Schools Will NOT be ranked, beginning Week 2