




USTFCCCA NCAA Division III National Team Rankings

2012 Indoor Track & Field, Week #7


as of 3/5/2012 10:33:43 AM

D denotes multiple-event rule in affect
Only those who score >0.01 pts are shown


MEN

I				UW-La Crosse		unch			
Wisconsin Intercollegiate Athletic Conference									
Event	Scrd As	Athlete	Yr	Scored Mark		Date	Pl. Pts.	Bonus	TOTAL
Scored bests come from CURRENT season									
▶ 60m	10	Alex KOENEN	FR	6.90		2/18/12	5	0.82	5.82
▶ 400m	1	Aric HOESHEN	JR	48.01c OT	47.41	2/9/12	20	4.82	24.82
▶ DMR	9	Kerska, Royer, Rohlman, Hoeshen		10:01.09		2/18/12	2	1.08	3.08
▶ PV	12	Jeremiah BURISH	SR	4.86m	15-11½	3/2/12	3	0.00	3.00
▶ LJ	2	Isaac VAZQUEZ	JR	7.40m	24-3½	2/24/12	18	3.04	21.04
▶ LJ	9	Troy BROOKS	JR	7.19m	23-7½	3/2/12	6	0.47	6.47
▶ TJ	1	Isaac VAZQUEZ	JR	15.40m	50-6½	2/24/12	20	5.54	25.54
▶ SP	1	Andy NOVAK	SR	18.49m	60-8	2/17/12	20	5.22	25.22
▶ WT	10	John COOPER	SO	18.75m	61-6½	3/3/12	5	0.00	5.00
▶ HEPT	6	Andy GROSSMAN	JR	4,808		2/24/12	10	1.17	11.17
Team Total								131.17	

2		North Central (Ill.)				▲ 1			
College Conference of Illinois & Wisconsin									
Event	Scrd As	Athlete	Yr	Scored Mark	Date	Pl. Pts.	Bonus	TOTAL	
Scored bests come from CURRENT season									
▶ 400m	3	Dan BENTON	SR	48.53	2/17/12	16	2.80	18.80	
▶ 400m	10	Dionte HACKLER	SO	49.09	2/24/12	5	0.81	5.81	
▶ 4x400	1	Kabba, Olayoe, Hackler, Benton		3:16.62	1/28/12	20	2.95	22.95	
▶ DMR	8	Hird, Kabba, Lodi, Crain		10:00.68	3/3/12	3	1.16	4.16	
▶ HJ	10	Zach HEERSPINK	JR	2.07m	6-9%	2/17/12	5	0.47	5.47
▶ PV	1	John WOOD	SR	5.31m	17-5	2/24/12	20	5.66	25.66
▶ PV	2	Josh WINDER	JR	5.30m	17-4%	1/28/12	18	5.45	23.45
▶ PV	5	Thomas STACEY	JR	5.05m	16-6%	2/17/12	12	1.10	13.10
▶ SP	7	Robert KAPUSTKA	SR	16.71m	54-10	3/1/12	8	0.41	8.41
Team Total								127.80	

3		 UW-Oshkosh		▼ 1					
Wisconsin Intercollegiate Athletic Conference									
Event	Scrd As	Athlete	Yr	Scored Mark	Date	Pl. Pts.	Bonus	TOTAL	
Scored bests come from CURRENT season									
▶ H60m	10	Alan GERMAN	SR	8.23	3/2/12	5	0.41	5.41	
▶ 4x400	8	Beaudon, Wilch, Cejka, Zanoja		3:18.18	3/3/12	3	1.50	4.50	
▶ HJ	3	Lukey KLITZ	JR	2.09m	6-10%	2/24/12	16	2.07	18.07
▶ TJ	10	Lukey KLITZ	JR	14.79m	48-6%	2/24/12	5	0.35	5.35
▶ SP	3	Nick BAATZ	JR	17.98m	59-0	2/24/12	16	3.27	19.27
▶ SP	5	Pete DELZER	JR	17.33m	56-10%	3/2/12	12	1.64	13.64
▶ SP	12	Lewis PRIOR	JR	16.45m	53-11%	1/20/12	3	0.00	3.00
▶ WT	1	Pete DELZER	JR	20.48m	67-2%	2/24/12	20	6.56	26.56
▶ WT	2	Ben LUDTKE	SR	20.24m	66-5	1/27/12	18	5.31	23.31
▶ WT	12	Nick BAATZ	JR	18.64m	61-2	2/24/12	3	0.00	3.00
Team Total								122.10	

4



McMurry

American Southwest Conference

▲ 6

Event	Scrd As	Athlete	Yr	Scored Mark		Date	Pl. Pts.	Bonus	TOTAL
Scored bests come from CURRENT season									
▶ 60m	2	Kenneth TURNER	JR	6.81cA	6.32(55)	1/13/12	18	3.02	21.02
▶ 400m	2	Kevin CUNNINGHAM	SR	48.45cb	47.95	3/2/12	18	3.11	21.11
▶ H60m	5	Junior SAINT PREUX	FR	8.15cA	7.55(55)	2/4/12	12	1.77	13.77
▶ 4x400	3	Cunningham, Thompson, Poindexter, Odom		3:16.94cb	3:14.94	3/2/12	14	2.65	16.65
▶ LJ	8	Gavan BASS	SR	7.20m	23-7%	3/2/12	7	0.54	7.54
▶ SP	2	Paul DAVIS	SO	18.17m	59-7%	3/2/12	18	3.99	21.99
Team Total								102.09	

"Scrd As", short for "Scored As", Standing used for place points portion of performance's score combining preseason data (when applied) to current season data

Numbers in BLACK are both the performance's actual NCAA rank AND "scored as" rank Numbers in RED indicate actual NCAA rank does not exist or is worse than "scored as" rank Numbers in BLUE indicate actual NCAA rank is better than "scored as" rank

USTFCCCA Non-Member

Non-Member Schools Will NOT be ranked, beginning Week 2



USTFCCCA NCAA Division III National Team Rankings

2012 Indoor Track & Field, Week #7

as of 3/5/2012 10:33:44 AM

D denotes multiple-event rule in affect
Only those who score >0.01 pts are shown

MEN

5



UW-Eau Claire

Wisconsin Intercollegiate Athletic Conference

▼ 1

Event	Scrd As	Athlete	Yr	Scored Mark	Date	Pl. Pts.	Bonus	TOTAL
Scored bests come from CURRENT season								
400m	5	Thurgood DENNIS	FR	49.00	3/3/12	12	1.02	13.02
400m	8	Cody PRINCE	FR	49.03	2/24/12	7	0.92	7.92
5000m	8	Thomas BREITBACH	SR	14:32.96	2/24/12	7	0.83	7.83
4x400	2	Richardson, Dennis, Dennis-Oehling, Prince		3:16.76	3/3/12	17	2.82	19.82
SP	13	Joe LILEK	SR	16.42m	53-10½	2	0.00	2.00
WT	3	Tony SIGRIST	SR	19.83m	65-¾	16	3.17	19.17
WT	4	Tyler GENOVESE	SR	19.41m	63-8¾	14	1.55	15.55
HEPT	7	Bart MESTELLE	SR	4,804	2/24/12	8	1.13	9.13
Team Total								94.44

6



St. Thomas (Minn.)

Minnesota Intercollegiate Athletic Conference

▲ 7

Event	Scrd As	Athlete	Yr	Scored Mark	Date	Pl. Pts.	Bonus	TOTAL
Scored bests come from CURRENT season								
60m	5	Cody JERABEK	JR	6.86	3/1/12	12	1.79	13.79
800m	2	Mike HUTTON	JR	1:50.21c OT 1:49.31	2/9/12	18	3.65	21.65
5000m	3	Ben SATHRE	JR	14:16.49c OT 14:10.99	2/9/12	16	3.25	19.25
HJ	8	Eyo EKPO	SO	2.08m	6-9¾	7	1.27	8.27
TJ	4	Eyo EKPO	SO	15.01m	49-3	14	1.62	15.62
HEPT	10	Gavin YSETH	JR	4,709	3/1/12	5	0.27	5.27
HEPT	11	Maxwell DUNNE	SO	4,694	3/1/12	4	0.14	4.14
Team Total								88.00

7



UW-Stout

Wisconsin Intercollegiate Athletic Conference

▼ 2

Event	Scrd As	Athlete	Yr	Scored Mark	Date	Pl. Pts.	Bonus	TOTAL
Scored bests come from CURRENT season								
5000m	4	Tim NELSON	SR	14:20.72	2/3/12	14	2.43	16.43
PV	3	Daniel DREWEK	SR	5.20m	17-¾	16	3.29	19.29
WT	7	Michael LIHRMAN	SO	19.03m	62-5¼	8	0.53	8.53
HEPT	3	Daniel DREWEK	SR	5,021	2/24/12	16	3.52	19.52
HEPT	5	Brandon ZARNOTH	FR	4,833	2/24/12	12	1.40	13.40
HEPT	8	Zach ANDERSON	SO	4,726	2/24/12	7	0.43	7.43
Team Total								84.60

8



UW-Whitewater

Wisconsin Intercollegiate Athletic Conference

▼ 2

Event	Scrd As	Athlete	Yr	Scored Mark	Date	Pl. Pts.	Bonus	TOTAL
Scored bests come from CURRENT season								
60m	11	Nick BEE	SO	6.91	2/24/12	4	0.59	4.59
H60m	3	Mike JUDD	FR	8.13	2/24/12	16	2.16	18.16
4x400	7	Schroeder, Fritz, Denu, Prelletz		3:17.92	3/3/12	4	1.74	5.74
HJ	11	Luke BUCHHOLZ	SR	2.06m	6-9	4	0.03	4.03
LJ	3	Dave KUCZYNSKI	JR	7.34m	24-1	16	2.15	18.15
LJ	10	Cory ZAESKE	SO	7.18m	23-6¾	5	0.39	5.39
TJ	3	Marcus SMITH	JR	15.13m	49-7¾	16	2.83	18.83
Team Total								74.89

9



Amherst

New England Small College Athletic Conference

▼ 1

Event	Scrd As	Athlete	Yr	Scored Mark	Date	Pl. Pts.	Bonus	TOTAL
Scored bests come from CURRENT season								
800m	1	Ben SCHEETZ	SR	1:48.03cb 1:47.43	2/24/12	20	6.19	26.19
800m	6	Matt MELTON	SO	1:52.64cb 1:52.04	2/24/12	10	0.95	10.95
Mile	1	Ben SCHEETZ	SR	4:04.95cb 4:03.95	2/10/12	20	4.43	24.43
Mile	10	Patrick GRIMES	JR	4:11.10cb 4:10.10	2/24/12	5	0.62	5.62
Team Total								67.19

10



MIT

New England Women's & Men's Athletic Conferen

▼ 3

Event	Scrd As	Athlete	Yr	Scored Mark	Date	Pl. Pts.	Bonus	TOTAL
Scored bests come from CURRENT season								
800m	13	Samuel PARKER	FR	1:53.58cb 1:52.98	2/24/12	2	0.26	2.26
4x400	6	Singer-Clark, Gager, Parker, Marx		3:17.88cb 3:15.88	2/24/12	6	1.77	7.77
DMR	2	Bullock, Singer-Clark, Marx, Hannon		9:52.45cb 9:49.45	3/3/12	17	3.28	20.28
PV	4	Nathan PETERSON	SR	5.13m	16-10	14	1.98	15.98
WT	5	Chinedum UMACHI	SR	19.39m	63-7¾	12	1.49	13.49
Team Total								59.78

"Scrd As", short for "Scored As", Standing used for place points portion of performance's score combining preseason data (when applied) to current season data

Numbers in BLACK are both the performance's actual NCAA rank AND "scored as" rank Numbers in RED indicate actual NCAA rank does not exist or is worse than "scored as" rank Numbers in BLUE indicate actual NCAA rank is better than "scored as" rank

USTFCCCA Non-Member

Non-Member Schools Will NOT be ranked, beginning Week 2



USTFCCCA NCAA Division III National Team Rankings

2012 Indoor Track & Field, Week #7

as of 3/5/2012 10:33:44 AM

D denotes multiple-event rule in affect
Only those who score >0.01 pts are shown

MEN

11



Wabash

North Coast Athletic Conference

unch

Event	Scrd As	Athlete	Yr	Scored Mark	Date	Pl. Pts.	Bonus	TOTAL
Scored bests come from CURRENT season								
800m	4	Jake WATERMAN	JR	1:51.86	3/2/12	14	1.80	15.80
Mile	2	Kevin MCCARTHY	SR	4:06.58cb	4:05.58	12/9/11	18	3.25 21.25
DMR	3	Waterman, Haley, Hruskovich, McCarthy		9:53.49cb	9:50.49	2/10/12	14	2.99 16.99
Team Total								54.05

12



UW-Stevens Point

Wisconsin Intercollegiate Athletic Conference

3

Event	Scrd As	Athlete	Yr	Scored Mark	Date	Pl. Pts.	Bonus	TOTAL
Scored bests come from CURRENT season								
Mile	5	Dan SULLIVAN	SO	4:08.44	2/24/12	12	1.92	13.92
4x400	5	Scott-Keyser, Dax, Yindra, Awosika		3:17.82	3/3/12	8	1.83	9.83
DMR	5	Berry, Awosika, Steiner, Sullivan		9:57.78	2/18/12	8	1.83	9.83
HJ	3	Zach MIXDORF	SO	2.09m	6-10%	3/3/12	16	2.07 18.07
Team Total								51.65

13



UW-Platteville

Wisconsin Intercollegiate Athletic Conference

4

Event	Scrd As	Athlete	Yr	Scored Mark	Date	Pl. Pts.	Bonus	TOTAL
Scored bests come from CURRENT season								
400m	6	Ben FARRELL	JR	49.01	2/24/12	10	0.98	10.98
Mile	4	Patrick KLEIN	SR	4:08.32	2/17/12	14	2.01	16.01
5000m	11	Patrick KLEIN	SR	14:36.38	2/3/12	4	0.51	4.51
H60m	6	TJ VALLEY	SO	8.17	3/2/12	10	1.38	11.38
HJ	8	Ace MCCARTY	SO	2.08m	6-9%	2/3/12	7	1.27 8.27
Team Total								51.15

14



Nebraska Wesleyan

Great Plains Athletic Conference

2

Event	Scrd As	Athlete	Yr	Scored Mark	Date	Pl. Pts.	Bonus	TOTAL
Scored bests come from CURRENT season								
400m	4	John KERSENBROCK	JR	48.85cb	48.35	2/18/12	14	1.58 15.58
HJ	2	Tommie BARDSLEY	FR	2.10m	6-10%	1/27/12	18	2.87 20.87
LJ	7	John KERSENBROCK	JR	7.21m	23-8	2/18/12	8	0.62 8.62
Team Total								45.08

15



SUNY Geneseo

State University of New York Athletic Conference

1

Event	Scrd As	Athlete	Yr	Scored Mark	Date	Pl. Pts.	Bonus	TOTAL
Scored bests come from CURRENT season								
5000m	7	Eddie NOVARA	SR	14:30.81cb	14:27.21	2/10/12	8	1.03 9.03
5000m	10	Lee BERUBE	SR	14:35.76cb	14:32.16	2/10/12	5	0.56 5.56
LJ	1	Wenley LOUIS	SR	7.77m	25-6	2/11/12	20	8.58 28.58
Team Total								43.18

16



UMass Dartmouth

Little East Conference

8

Event	Scrd As	Athlete	Yr	Scored Mark	Date	Pl. Pts.	Bonus	TOTAL
Scored bests come from CURRENT season								
60m	3	Phito GONDRE	FR	6.84	1/27/12	16	2.28	18.28
LJ	4	Chris PERRY	SO	7.30m	23-11%	3/2/12	14	1.55 15.55
TJ	7	Chris PERRY	SO	14.87m	48-9%	12/10/11	8	0.75 8.75
Team Total								42.58

17



Middlebury

New England Small College Athletic Conference

1

Event	Scrd As	Athlete	Yr	Scored Mark	Date	Pl. Pts.	Bonus	TOTAL
Scored bests come from CURRENT season								
5000m	1	Michael SCHMIDT	JR	14:13.90cb	14:10.30	1/27/12	20	3.76 23.76
DMR	4	Hetzler, Hebble, Schmidt, Davies		9:56.07cb	9:53.07	2/24/12	11	2.29 13.29
Team Total								37.05

"Scrd As", short for "Scored As", Standing used for place points portion of performance's score combining preseason data (when applied) to current season data

Numbers in BLACK are both the performance's actual NCAA rank AND "scored as" rank Numbers in RED indicate actual NCAA rank does not exist or is worse than "scored as" rank Numbers in BLUE indicate actual NCAA rank is better than "scored as" rank

USTFCCCA Non-Member

Non-Member Schools Will NOT be ranked, beginning Week 2



USTFCCCA NCAA Division III National Team Rankings

2012 Indoor Track & Field, Week #7

as of 3/5/2012 10:33:45 AM

D denotes multiple-event rule in affect
Only those who score >0.01 pts are shown

MEN

18



Bates

New England Small College Athletic Conference

▼ 1

Event	Scrd As	Athlete	Yr	Scored Mark	Date	Pl. Pts.	Bonus	TOTAL
Scored bests come from CURRENT season								
DMR	6	Hannan, Levy, LePage, Graboys		9:58.10cb 9:55.10	2/10/12	6	1.74	7.74
SP	4	David PLESS	JR	17.94m 58-10½	3/2/12	14	3.11	17.11
WT	6	David PLESS	JR	19.15m 62-10	2/17/12	10	0.85	10.85
Team Total								35.71

19



Baldwin-Wallace

Ohio Athletic Conference

▲ 1

Event	Scrd As	Athlete	Yr	Scored Mark	Date	Pl. Pts.	Bonus	TOTAL
Scored bests come from CURRENT season								
PV	11	Brandon EDDY	So	4.88m 16-0	1/20/12	4	0.00	4.00
SP	8	Zach MARINUCCI	JR	16.67m 54-8½	3/3/12	7	0.33	7.33
HEPT	1	Brandon EDDY	So	5,065	2/3/12	20	4.30	24.30
Team Total								35.63

20



Christopher Newport

USA South Athletic Conference

▲ 2

Event	Scrd As	Athlete	Yr	Scored Mark	Date	Pl. Pts.	Bonus	TOTAL
Scored bests come from CURRENT season								
HJ	3	Richard ROETHEL	JR	2.09m 6-10½	1/27/12	16	2.07	18.07
HEPT	4	Richard ROETHEL	JR	5,014	1/20/12	14	3.40	17.40
Team Total								35.47

21



Wartburg

Iowa Intercollegiate Athletic Conference

▼ 2

Event	Scrd As	Athlete	Yr	Scored Mark	Date	Pl. Pts.	Bonus	TOTAL
Scored bests come from CURRENT season								
HJ	1	Jonas ELUSME	SO	2.11m 6-11	2/24/12	20	3.67	23.67
LI	6	Jonas ELUSME	SO	7.23m 23-8½	3/1/12	10	0.77	10.77
Team Total								34.44

22



Tufts

New England Small College Athletic Conference

▼ 4

Event	Scrd As	Athlete	Yr	Scored Mark	Date	Pl. Pts.	Bonus	TOTAL
Scored bests come from CURRENT season								
800m	5	Jeff MARVEL	JR	1:52.03cb 1:51.43	2/24/12	12	1.62	13.62
Mile	6	Connor ROSE	SR	4:09.65cb 4:08.65	2/24/12	10	1.13	11.13
DMR	10	McShane, Beutler, Marvel, Rose		10:01.64cb 9:58.64	3/2/12	1	0.99	1.99
TJ	12	Gbola AJAYI	JR	14.47m 47-5½	2/24/12	3	0.00	3.00
WT	11	Curtis YANCY	JR	18.70m 61-4½	3/2/12	4	0.00	4.00
Team Total								33.73

23



UW-River Falls

Wisconsin Intercollegiate Athletic Conference

▲ 3

Event	Scrd As	Athlete	Yr	Scored Mark	Date	Pl. Pts.	Bonus	TOTAL
Scored bests come from CURRENT season								
Mile	11	Jared BRANDENBURG	SR	4:11.48	2/17/12	4	0.49	4.49
HJ	11	Clai CATTO	SR	2.06m 6-9	2/24/12	4	0.03	4.03
TJ	2	Mike SANDLE	FR	15.38m 50-5½	2/10/12	18	5.34	23.34
Team Total								31.86

24



Colby

New England Small College Athletic Conference

▲ 4

Event	Scrd As	Athlete	Yr	Scored Mark	Date	Pl. Pts.	Bonus	TOTAL
Scored bests come from CURRENT season								
60m	1	Dominique KONE	JR	6.80	3/2/12	20	3.27	23.27
800m	8	Dylan NISKY	SO	1:52.93cb 1:52.33	2/24/12	7	0.63	7.63
Team Total								30.90

25



Calvin

Michigan Intercollegiate Athletic Association

▲ 9

Event	Scrd As	Athlete	Yr	Scored Mark	Date	Pl. Pts.	Bonus	TOTAL
Scored bests come from CURRENT season								
Mile	9	Greg WHITTLE	JR	4:11.06	2/25/12	6	0.64	6.64
5000m	5	Nick KRAMER	JR	14:25.88c OT 14:20.38	2/10/12	12	1.51	13.51
5000m	9	Matt VANDER ROEST	JR	14:35.12	3/1/12	6	0.62	6.62
SP	11	Aaron MECKES	JR	16.46m 54-0	2/25/12	4	0.00	4.00
Team Total								30.77

"Scrd As", short for "Scored As", Standing used for place points portion of performance's score combining preseason data (when applied) to current season data

Numbers in BLACK are both the performance's actual NCAA rank AND "scored as" rank Numbers in RED indicate actual NCAA rank does not exist or is worse than "scored as" rank Numbers in BLUE indicate actual NCAA rank is better than "scored as" rank

USTFCCCA Non-Member

Non-Member Schools Will NOT be ranked, beginning Week 2



USTFCCCA NCAA Division III National Team Rankings

2012 Indoor Track & Field, Week #7

as of 3/5/2012 10:33:45 AM

D denotes multiple-event rule in affect
Only those who score >0.01 pts are shown

MEN

26



Haverford

Centennial Conference

▼ 3

Event	Scrd As	Athlete	Yr	Scored Mark	Date	Pl. Pts.	Bonus	TOTAL
-------	---------	---------	----	-------------	------	----------	-------	-------

Scored bests come from CURRENT season

▶ 800m	9	Tim SCHOCH	SR	1:52.97cb	1:52.37	3/2/12	6	0.59	6.59
▶ 5000m	2	Jordan SCHILIT	JR	14:16.37cb	14:12.77	1/27/12	18	3.27	21.27

Team Total 27.87

27



Springfield (Mass.)

New England Women's & Men's Athletic Conferen

▲ 4

Event	Scrd As	Athlete	Yr	Scored Mark	Date	Pl. Pts.	Bonus	TOTAL
-------	---------	---------	----	-------------	------	----------	-------	-------

Scored bests come from CURRENT season

▶ LJ	4	Kevin COYLE	SR	7.30m	23-11½	1/28/12	14	1.55	15.55
▶ TJ	6	Kevin COYLE	SR	14.89m	48-10¼	3/2/12	10	0.86	10.86

Team Total 26.40

28



Otterbein

Ohio Athletic Conference

▲ 2

Event	Scrd As	Athlete	Yr	Scored Mark	Date	Pl. Pts.	Bonus	TOTAL
-------	---------	---------	----	-------------	------	----------	-------	-------

Scored bests come from CURRENT season

▶ H60m	1	Austin CURBOW	SR	7.98	2/24/12	20	5.14	25.14
--------	---	---------------	----	------	---------	----	------	-------

Team Total 25.14

29



Heidelberg

Ohio Athletic Conference

▼ 2

Event	Scrd As	Athlete	Yr	Scored Mark	Date	Pl. Pts.	Bonus	TOTAL
-------	---------	---------	----	-------------	------	----------	-------	-------

Scored bests come from CURRENT season

▶ HJ	3	Nathan DAVIS	SO	2.09m	6-10¼	2/24/12	16	2.07	18.07
▶ HEPT	9	Joe YODER	SR	4,724		2/3/12	6	0.41	6.41

Team Total 24.48

30



Bowdoin

New England Small College Athletic Conference

▼ 5

Event	Scrd As	Athlete	Yr	Scored Mark	Date	Pl. Pts.	Bonus	TOTAL
-------	---------	---------	----	-------------	------	----------	-------	-------

Scored bests come from CURRENT season

▶ DMR	1	Horowitz, Gamache, Fong, Hillard		9:52.27cb	9:49.27	2/10/12	20	3.33	23.33
-------	---	----------------------------------	--	-----------	---------	---------	----	------	-------

Team Total 23.33

31



Illinois College

Midwest Conference

▲ 1

Event	Scrd As	Athlete	Yr	Scored Mark	Date	Pl. Pts.	Bonus	TOTAL
-------	---------	---------	----	-------------	------	----------	-------	-------

Scored bests come from CURRENT season

▶ HEPT	2	Caleb COX	SO	5,027		2/3/12	18	3.63	21.63
--------	---	-----------	----	-------	--	--------	----	------	-------

Team Total 21.63

32



Rose-Hulman

Heartland Collegiate Athletic Conference

▼ 3

Event	Scrd As	Athlete	Yr	Scored Mark	Date	Pl. Pts.	Bonus	TOTAL
-------	---------	---------	----	-------------	------	----------	-------	-------

Scored bests come from CURRENT season

▶ H60m	2	Sutton COLEMAN	SR	8.07	3/3/12	18	3.34	21.34
--------	---	----------------	----	------	--------	----	------	-------

Team Total 21.34

33



Brandeis

University Athletic Association

▲ 4

Event	Scrd As	Athlete	Yr	Scored Mark	Date	Pl. Pts.	Bonus	TOTAL
-------	---------	---------	----	-------------	------	----------	-------	-------

Scored bests come from CURRENT season

▶ Mile	3	Chris BROWN	SR	4:06.98cb	4:05.98	2/10/12	16	2.97	18.97
--------	---	-------------	----	-----------	---------	---------	----	------	-------

Team Total 18.97

34



Guilford

Old Dominion Athletic Conference

▲ 43

Event	Scrd As	Athlete	Yr	Scored Mark	Date	Pl. Pts.	Bonus	TOTAL
-------	---------	---------	----	-------------	------	----------	-------	-------

Scored bests come from CURRENT season

▶ 60m	3	Johnathan SMITH	SO	6.84	2/24/12	16	2.28	18.28
-------	---	-----------------	----	------	---------	----	------	-------

Team Total 18.28

"Scrd As", short for "Scored As", Standing used for place points portion of performance's score combining preseason data (when applied) to current season data

Numbers in BLACK are both the performance's actual NCAA rank AND "scored as" rank Numbers in RED indicate actual NCAA rank does not exist or is worse than "scored as" rank Numbers in BLUE indicate actual NCAA rank is better than "scored as" rank

USTFCCCA Non-Member

Non-Member Schools Will NOT be ranked, beginning Week 2



USTFCCCA NCAA Division III National Team Rankings

2012 Indoor Track & Field, Week #7

as of 3/5/2012 10:33:46 AM

D denotes multiple-event rule in affect
Only those who score >0.01 pts are shown

MEN

35



Gwynedd-Mercy

Colonial States Athletic Conference

▲ 1

Event	Scrd As	Athlete	Yr	Scored Mark	Date	Pl. Pts.	Bonus	TOTAL
Scored bests come from CURRENT season								
HJ	3	Justin TURNER	JR	2.09m	6-10%	12/10/11	16	2.07 18.07
Team Total								18.07

36



Birmingham-Southern

Southern Collegiate Athletic Conference

▲ 2

Event	Scrd As	Athlete	Yr	Scored Mark	Date	Pl. Pts.	Bonus	TOTAL
Scored bests come from CURRENT season								
800m	3	Robert WILLETT	JR	1:51.83cb	1:51.23	2/9/12	16	1.84 17.84
Team Total								17.84

37



Whitworth

Northwest Conference

▼ 2

Event	Scrd As	Athlete	Yr	Scored Mark	Date	Pl. Pts.	Bonus	TOTAL
Scored bests come from CURRENT season								
HJ	11	Frank LIMA	JR	2.06m	6-9	3/3/12	4	0.03 4.03
SP	5	Carter COMITO	JR	17.33m	56-10%	2/17/12	12	1.64 13.64
Team Total								17.67

38



Washington (Mo.)

University Athletic Association

▲ 4

Event	Scrd As	Athlete	Yr	Scored Mark	Date	Pl. Pts.	Bonus	TOTAL
Scored bests come from CURRENT season								
H60m	4	Tyler JACKSON	SR	8.14		2/25/12	14	1.97 15.97
Team Total								15.97

39



Defiance

Heartland Collegiate Athletic Conference

▲ 2

Event	Scrd As	Athlete	Yr	Scored Mark	Date	Pl. Pts.	Bonus	TOTAL
Scored bests come from CURRENT season								
SP	9	Tom POSTEMA	FR	16.60m	54-5%	2/4/12	6	0.19 6.19
WT	8	Tom POSTEMA	FR	19.02m	62-5	2/18/12	7	0.51 7.51
Team Total								13.70

40



Wesleyan (Conn.)

New England Small College Athletic Conference

▼ 1

Event	Scrd As	Athlete	Yr	Scored Mark	Date	Pl. Pts.	Bonus	TOTAL
Scored bests come from CURRENT season								
TJ	5	TOMMIE LARK	SR	14.97m	49-1%	2/24/12	12	1.26 13.26
Team Total								13.26

41



Williams

New England Small College Athletic Conference

▼ 8

Event	Scrd As	Athlete	Yr	Scored Mark	Date	Pl. Pts.	Bonus	TOTAL
Scored bests come from CURRENT season								
4x400	4	Fusco, Fogler, Kearney, Blyden		3:17.71cb	3:15.71	2/24/12	11	1.93 12.93
Team Total								12.93

42



Wittenberg

North Coast Athletic Conference

▲ 1

Event	Scrd As	Athlete	Yr	Scored Mark	Date	Pl. Pts.	Bonus	TOTAL
Scored bests come from CURRENT season								
60m	6	Victor BANJO	FR	6.87		2/17/12	10	1.55 11.55
Team Total								11.55

43



Denison

North Coast Athletic Conference

▲ 10

Event	Scrd As	Athlete	Yr	Scored Mark	Date	Pl. Pts.	Bonus	TOTAL
Scored bests come from CURRENT season								
5000m	6	Makorobondo SALUKOMBO	SR	14:28.18cb	14:24.58	2/10/12	10	1.28 11.28
Team Total								11.28

44



Southern Maine

Little East Conference

▲ 11

Event	Scrd As	Athlete	Yr	Scored Mark	Date	Pl. Pts.	Bonus	TOTAL
Scored bests come from CURRENT season								
800m	7	Ben MANNING	JR	1:52.67cb	1:52.07	2/24/12	8	0.91 8.91
Mile	13	Julian GAZZELONI	SO	4:12.45cb	4:11.45	2/24/12	2	0.15 2.15
Team Total								11.07

"Scrd As", short for "Scored As", Standing used for place points portion of performance's score combining preseason data (when applied) to current season data

Numbers in BLACK are both the performance's actual NCAA rank AND "scored as" rank Numbers in RED indicate actual NCAA rank does not exist or is worse than "scored as" rank Numbers in BLUE indicate actual NCAA rank is better than "scored as" rank

USTFCCCA Non-Member

Non-Member Schools Will NOT be ranked, beginning Week 2



USTFCCCA NCAA Division III National Team Rankings

2012 Indoor Track & Field, Week #7

as of 3/5/2012 10:33:46 AM

D denotes multiple-event rule in affect
Only those who score >0.01 pts are shown

MEN

45



SUNY Cortland

unch

State University of New York Athletic Conference

Event	Scrd As	Athlete	Yr	Scored Mark	Date	Pl. Pts.	Bonus	TOTAL
Scored bests come from CURRENT season								
▶ 4x400	9	Banks, Wiltshire, Yodice, Linton		3:18.21cb 3:16.21	3/2/12	2	1.47	3.47
▶ PV	8	Ryan PERICOZZI	SR	5.00m 16-4½	2/26/12	7	0.55	7.55
Team Total								11.02

46



Brockport

▲ 4

State University of New York Athletic Conference

Event	Scrd As	Athlete	Yr	Scored Mark	Date	Pl. Pts.	Bonus	TOTAL
Scored bests come from CURRENT season								
▶ PV	6	Zach FERRARA	JR	5.01m 16-5½	3/2/12	10	0.66	10.66
Team Total								10.66

46



Westfield State

▲ 58

Massachusetts State Collegiate Athletic Conference

Event	Scrd As	Athlete	Yr	Scored Mark	Date	Pl. Pts.	Bonus	TOTAL
Scored bests come from CURRENT season								
▶ PV	6	Thomas GAUGER	JR	5.01m 16-5½	3/2/12	10	0.66	10.66
Team Total								10.66

48



Mount Union

▲ 4

Ohio Athletic Conference

Event	Scrd As	Athlete	Yr	Scored Mark	Date	Pl. Pts.	Bonus	TOTAL
Scored bests come from CURRENT season								
▶ TJ	11	Sam LUDGOOD	SO	14.72m 48-3½	3/3/12	4	0.00	4.00
▶ SP	9	Sean DENARD	JR	16.60m 54-5½	2/24/12	6	0.19	6.19
Team Total								10.19

49



Moravian

▲ 8

Landmark Conference

Event	Scrd As	Athlete	Yr	Scored Mark	Date	Pl. Pts.	Bonus	TOTAL
Scored bests come from CURRENT season								
▶ 800m	11	Steve AMBROSI	SR	1:53.17cb 1:52.57	3/2/12	4	0.48	4.48
▶ PV	10	Timothy LAYNG	SR	4.96m 16-3¾	2/25/12	5	0.11	5.11
Team Total								9.59

50



Utica

▲ 9

Empire 8 Athletic Conference

Event	Scrd As	Athlete	Yr	Scored Mark	Date	Pl. Pts.	Bonus	TOTAL
Scored bests come from CURRENT season								
▶ H60m	7	Joe PRUCKNO	SR	8.18	1/28/12	8	1.19	9.19
Team Total								9.19

51



Greenville

▲ 31

St. Louis Intercollegiate Athletic Conference

Event	Scrd As	Athlete	Yr	Scored Mark	Date	Pl. Pts.	Bonus	TOTAL
Scored bests come from CURRENT season								
▶ 60m	7	Bruce GRAY	FR	6.89	3/1/12	8	1.07	9.07
Team Total								9.07

51



Ramapo

unch

New Jersey Athletic Conference

Event	Scrd As	Athlete	Yr	Scored Mark	Date	Pl. Pts.	Bonus	TOTAL
Scored bests come from CURRENT season								
▶ 60m	7	Ackeme BROWN	JR	6.89	2/24/12	8	1.07	9.07
Team Total								9.07

51



TCNJ

▼ 7

New Jersey Athletic Conference

Event	Scrd As	Athlete	Yr	Scored Mark	Date	Pl. Pts.	Bonus	TOTAL
Scored bests come from CURRENT season								
▶ 60m	7	Chris MEDINA	SR	6.89	2/18/12	8	1.07	9.07
Team Total								9.07

"Scrd As", short for "Scored As", Standing used for place points portion of performance's score combining preseason data (when applied) to current season data

Numbers in BLACK are both the performance's actual NCAA rank AND "scored as" rank Numbers in RED indicate actual NCAA rank does not exist or is worse than "scored as" rank Numbers in BLUE indicate actual NCAA rank is better than "scored as" rank

USTFCCCA Non-Member

Non-Member Schools Will NOT be ranked, beginning Week 2



USTFCCCA NCAA Division III National Team Rankings

2012 Indoor Track & Field, Week #7

as of 3/5/2012 10:33:47 AM

D denotes multiple-event rule in affect
Only those who score >0.01 pts are shown

MEN

54



NYU

University Athletic Association

▼ 7

Event	Scrd As	Athlete	Yr	Scored Mark	Date	Pl. Pts.	Bonus	TOTAL
Scored bests come from CURRENT season								
► Mile	7	Matt TURLIP	SR	4:09.88cb	4:08.88	2/18/12	8	1.05 9.05
Team Total								9.05

55



Emory

University Athletic Association

▼ 15

Event	Scrd As	Athlete	Yr	Scored Mark	Date	Pl. Pts.	Bonus	TOTAL
Scored bests come from CURRENT season								
► TJ	7	Ian FRANCIS	SR	14.87m	48-9"	2/25/12	8	0.75 8.75
Team Total								8.75

56



Case Western Reserve

University Athletic Association

▲ 4

Event	Scrd As	Athlete	Yr	Scored Mark	Date	Pl. Pts.	Bonus	TOTAL
Scored bests come from CURRENT season								
► H60m	8	Matt JURCAK	SR	8.19		2/25/12	7	1.00 8.00
Team Total								8.00

56



Lebanon Valley

Middle Atlantic Conferences

▲ 7

Event	Scrd As	Athlete	Yr	Scored Mark	Date	Pl. Pts.	Bonus	TOTAL
Scored bests come from CURRENT season								
► H60m	8	Jerome DUNCAN	JR	8.19		2/11/12	7	1.00 8.00
Team Total								8.00

58



Central (Iowa)

Iowa Intercollegiate Athletic Conference

▼ 10

Event	Scrd As	Athlete	Yr	Scored Mark	Date	Pl. Pts.	Bonus	TOTAL
Scored bests come from CURRENT season								
► 400m	11	Kyle WOOD	SR	49.10		3/1/12	4	0.79 4.79
► HEPT	12	Eric LARSON	FR	4,691		2/24/12	3	0.11 3.11
Team Total								7.90

59



St. Olaf

Minnesota Intercollegiate Athletic Conference

▲ 9

Event	Scrd As	Athlete	Yr	Scored Mark	Date	Pl. Pts.	Bonus	TOTAL
Scored bests come from CURRENT season								
► Mile	8	Brian SAKSA	SO	4:10.37		2/17/12	7	0.88 7.88
Team Total								7.88

60



Gustavus Adolphus

Minnesota Intercollegiate Athletic Conference

▼ 11

Event	Scrd As	Athlete	Yr	Scored Mark	Date	Pl. Pts.	Bonus	TOTAL
Scored bests come from CURRENT season								
► PV	8	Josh OWENS	JR	5.00m	16-4"	2/24/12	7	0.55 7.55
Team Total								7.55

61



Washington and Lee

Old Dominion Athletic Conference

▼ 7

Event	Scrd As	Athlete	Yr	Scored Mark	Date	Pl. Pts.	Bonus	TOTAL
Scored bests come from CURRENT season								
► 400m	9	Alexander TALLMAN	SO	49.06		2/11/12	6	0.87 6.87
Team Total								6.87

62



Ohio Northern

Ohio Athletic Conference

▼ 4

Event	Scrd As	Athlete	Yr	Scored Mark	Date	Pl. Pts.	Bonus	TOTAL
Scored bests come from CURRENT season								
► 400m	13	Jacob SCHWAB	SR	49.17		2/24/12	2	0.66 2.66
► Mile	12	Dan SMITH	SR	4:11.61c OT	4:09.41	2/10/12	3	0.45 3.45
Team Total								6.11

63



Hamline

Minnesota Intercollegiate Athletic Conference

▼ 2

Event	Scrd As	Athlete	Yr	Scored Mark	Date	Pl. Pts.	Bonus	TOTAL
Scored bests come from CURRENT season								
► WT	9	Brennan MCKEAG	SR	18.84m	61-9"	2/18/12	6	0.03 6.03
Team Total								6.03

"Scrd As", short for "Scored As", Standing used for place points portion of performance's score combining preseason data (when applied) to current season data

Numbers in BLACK are both the performance's actual NCAA rank AND "scored as" rank Numbers in RED indicate actual NCAA rank does not exist or is worse than "scored as" rank Numbers in BLUE indicate actual NCAA rank is better than "scored as" rank

USTFCCCA Non-Member

Non-Member Schools Will NOT be ranked, beginning Week 2



USTFCCCA NCAA Division III National Team Rankings

2012 Indoor Track & Field, Week #7

as of 3/5/2012 10:33:48 AM

D denotes multiple-event rule in affect
Only those who score >0.01 pts are shown

MEN

64



Rowan

New Jersey Athletic Conference

▲ 19

Event	Scrd As	Athlete	Yr	Scored Mark	Date	Pl. Pts.	Bonus	TOTAL
Scored bests come from CURRENT season								
5000m	12	Eric DUBOIS	SR	14:36.73cb 14:33.13	3/2/12	3	0.47	3.47
4x400	10	Maxwell, Purdue, Ejaz, Rooks		3:18.34cb 3:16.34	3/2/12	1	1.35	2.35
Team Total								5.82

65



Wheaton (Ill.)

College Conference of Illinois & Wisconsin

▲ 1

Event	Scrd As	Athlete	Yr	Scored Mark	Date	Pl. Pts.	Bonus	TOTAL
Scored bests come from CURRENT season								
800m	10	Luke VANCE	SO	1:52.99	2/17/12	5	0.58	5.58
Team Total								5.58

66



Elizabethtown

Middle Atlantic Conferences

▼ 2

Event	Scrd As	Athlete	Yr	Scored Mark	Date	Pl. Pts.	Bonus	TOTAL
Scored bests come from CURRENT season								
DMR	7	Focht, Niles, Rever, Speiden		9:59.80cb 9:56.80	3/2/12	4	1.31	5.31
Team Total								5.31

67



Dubuque

Iowa Intercollegiate Athletic Conference

▲ 5

Event	Scrd As	Athlete	Yr	Scored Mark	Date	Pl. Pts.	Bonus	TOTAL
Scored bests come from CURRENT season								
60m	11	Davivorn DOWE	SR	6.91	3/3/12	4	0.59	4.59
Team Total								4.59

67



SUNY Oneonta

State University of New York Athletic Conference

▼ 11

Event	Scrd As	Athlete	Yr	Scored Mark	Date	Pl. Pts.	Bonus	TOTAL
Scored bests come from CURRENT season								
60m	11	Sean BERNSTEIN	JR	6.91	3/2/12	4	0.59	4.59
Team Total								4.59

69



Principia

St. Louis Intercollegiate Athletic Conference

▼ 7

Event	Scrd As	Athlete	Yr	Scored Mark	Date	Pl. Pts.	Bonus	TOTAL
Scored bests come from CURRENT season								
800m	11	Drew CLARK	SR	1:53.17	2/25/12	4	0.48	4.48
Team Total								4.48

70



Washington and Jeffer

Presidents' Athletic Conference

▲ 42

Event	Scrd As	Athlete	Yr	Scored Mark	Date	Pl. Pts.	Bonus	TOTAL
Scored bests come from CURRENT season								
11		Taylor HOCKMAN	SR	7.16m 23-6	3/2/12	4	0.24	4.24
Team Total								4.24

71



Coast Guard

New England Women's & Men's Athletic Conferen

▼ 2

Event	Scrd As	Athlete	Yr	Scored Mark	Date	Pl. Pts.	Bonus	TOTAL
Scored bests come from CURRENT season								
H60m	11	Adam SCALESSE	SO	8.25	2/24/12	4	0.22	4.22
Team Total								4.22

71



St. Norbert

Midwest Conference

▼ 2

Event	Scrd As	Athlete	Yr	Scored Mark	Date	Pl. Pts.	Bonus	TOTAL
Scored bests come from CURRENT season								
H60m	11	Justin JOHNSON	FR	8.25	2/24/12	4	0.22	4.22
Team Total								4.22

71



Wesley

Capital Athletic Conference

▲ 59

Event	Scrd As	Athlete	Yr	Scored Mark	Date	Pl. Pts.	Bonus	TOTAL
Scored bests come from CURRENT season								
H60m	11	Matt BUNDY	SO	8.25	3/2/12	4	0.22	4.22
Team Total								4.22

"Scrd As", short for "Scored As", Standing used for place points portion of performance's score combining preseason data (when applied) to current season data

Numbers in BLACK are both the performance's actual NCAA rank AND "scored as" rank Numbers in RED indicate actual NCAA rank does not exist or is worse than "scored as" rank Numbers in BLUE indicate actual NCAA rank is better than "scored as" rank

USTFCCCA Non-Member

Non-Member Schools Will NOT be ranked, beginning Week 2



USTFCCCA NCAA Division III National Team Rankings

2012 Indoor Track & Field, Week #7

as of 3/5/2012 10:33:49 AM

D denotes multiple-event rule in affect
Only those who score >0.01 pts are shown

MEN

74



Carroll (Wis.)

Midwest Conference

▲47

Event	Scrd As	Athlete	Yr	Scored Mark	Date	Pl. Pts.	Bonus	TOTAL
Scored bests come from CURRENT season								
▶ 400m	12	LJ HYLAND	JR	49.16	3/3/12	3	0.68	3.68
Team Total								3.68

79



Fitchburg State

Massachusetts State Collegiate Athletic Conference

unch

Event	Scrd As	Athlete	Yr	Scored Mark	Date	Pl. Pts.	Bonus	TOTAL	
Scored bests come from CURRENT season									
▶ WT	13	Matt MOULO	SR	18.62m	61-1½	1/28/12	2	0.00	2.00
Team Total								2.00	

75



Concordia Chicago

Northern Athletics Conference

▲55

Event	Scrd As	Athlete	Yr	Scored Mark	Date	Pl. Pts.	Bonus	TOTAL	
Scored bests come from CURRENT season									
▶ LJ	12	Merrell DAVIS	JR	7.14m	23-5½	2/25/12	3	0.09	3.09
Team Total								3.09	

79



John Carroll

Ohio Athletic Conference

▲30

Event	Scrd As	Athlete	Yr	Scored Mark	Date	Pl. Pts.	Bonus	TOTAL
Scored bests come from CURRENT season								
▶ LJ	13	Mike MINJOCK	JR	7.10m	23-3½	3/3/12	2	0.00
Team Total								2.00

76



SUNY Fredonia

State University of New York Athletic Conference

unch

Event	Scrd As	Athlete	Yr	Scored Mark	Date	Pl. Pts.	Bonus	TOTAL	
Scored bests come from CURRENT season									
▶ PV	12	Broncho ROLLINS	SR	4.86m	15-11¼	3/2/12	3	0.00	3.00
Team Total								3.00	

79



RIT

Liberty League

▼12

Event	Scrd As	Athlete	Yr	Scored Mark	Date	Pl. Pts.	Bonus	TOTAL	
Scored bests come from CURRENT season									
▶ TJ	13	Marquis MOORE	JR	14.44m	47-4½	2/24/12	2	0.00	2.00
Team Total									2.00

77



Connecticut College

New England Small College Athletic Conference

▲16

Event	Scrd As	Athlete	Yr	Scored Mark		Date	Pl. Pts.	Bonus	TOTAL
Scored bests come from CURRENT season									
▶ 5000m	13	Michael LEDUC	SO	14:36.77cb	14:33.17	3/2/12	2	0.47	2.47
Team Total									2.47

78



Luther

Iowa Intercollegiate Athletic Conference

▼3

Event	Scrd As	Athlete	Yr	Scored Mark	Date	Pl. Pts.	Bonus	TOTAL
Scored bests come from CURRENT season								
▶ HEPT	13	Dalen DIRTH	SR	4,689	2/17/12	2	0.09	2.09
Team Total								2.09

"Scrd As", short for "Scored As", Standing used for place points portion of performance's score combining preseason data (when applied) to current season data

Numbers in BLACK are both the performance's actual NCAA rank AND "scored as" rank Numbers in RED indicate actual NCAA rank does not exist or is worse than "scored as" rank Numbers in BLUE indicate actual NCAA rank is better than "scored as" rank

USTFCCCA Non-Member

Non-Member Schools Will NOT be ranked, beginning Week 2




USTFCCCA NCAA Division III National Team Rankings


2012 Indoor Track & Field, Week #7


as of 3/5/2012 10:33:49 AM

D denotes multiple-event rule in affect
Only those who score >0.01 pts are shown

WOMEN

I				Wartburg		unch		
Iowa Intercollegiate Athletic Conference								
Event	Scrd As	Athlete	Yr	Scored Mark	Date	Pl. Pts.	Bonus	TOTAL
Scored bests come from CURRENT season								
▶ 60m	6	Faith BURT	SR	7.71	2/24/12	10	1.11	11.11
▶ 60m	13	Briana BIVINS	FR	7.78	2/24/12	2	0.19	2.19
▶ 400m	3	Nevada MORRISON	SR	56.19	2/24/12	16	2.34	18.34
▶ 400m	5	Skye MORRISON	SR	56.32	3/1/12	12	1.99	13.99
▶ 400m	11	Kendra KREGEL	JR	57.07	3/1/12	4	0.38	4.38
▶ 5000m	1	Laura SIGMUND	SR	16:59.18c OT 16:53.98	2/9/12	20	3.80	23.80
▶ 5000m	5	Alana ENABNIT	FR	17:10.95c OT 17:05.75	2/9/12	12	1.77	13.77
▶ H60m	1	Camesha GOODS	SO	8.68	3/1/12	20	4.31	24.31
▶ H60m	12	Tashina MCALLISTER	SO	8.88	3/1/12	3	0.29	3.29
▶ 4x400	1	Morrison, Burt, Kregel, Morrison		3:45.82c OT 3:43.82	2/9/12	20	5.83	25.83
▶ DMR	6	Eimers, Kregel, Morrison, Sigmund		11:52.27	2/24/12	6	1.90	7.90
▶ LJ	1	Skye MORRISON	SR	6.17m 20-3	2/3/12	20	7.45	27.45
▶ TJ	2	Skye MORRISON	SR	12.16m 39-10½	2/24/12	18	3.12	21.12
▶ SP	3	Britlyn SIECK	JR	14.14m 46-4¾	2/11/12	16	2.71	18.71
▶ SP	9	Sarah HOFFMANN	SR	13.78m 45-2½	2/11/12	6	0.48	6.48
▶ PENT	3	Camesha GOODS	SO	3,393	2/24/12	16	2.71	18.71
Team Total								241.37

2				UW-Oshkosh		unch				
Wisconsin Intercollegiate Athletic Conference										
Event	Scrd As	Athlete	Yr	Scored Mark		Date	Pl. Pts.	Bonus	TOTAL	
Scored bests come from CURRENT season										
▶ 60m	6	Brittni WIRTZ	FR	7.71		3/3/12	10	1.11	11.11	
▶ 800m	1	Christy CAZZOLA	JR	2:09.80		2/10/12	20	4.31	24.31	
▶ Mile	2	Christy CAZZOLA	JR	4:52.77		1/27/12	18	3.28	21.28	
▶ DMR	3	Piskor, Hanson, Kelly, Cazzola		11:50.22		3/1/12	14	2.30	16.30	
▶ PV	4	Danielle CARRIGAN	SR	3.91m	12-10	3/3/12	14	2.26	16.26	
▶ PV	8	Lisha HANSON	SR	3.71m	12-2	2/4/12	7	0.35	7.35	
▶ SP	1	Breanna STRUPP	JR	14.74m	48-4½	2/24/12	20	8.00	28.00	
▶ SP	2	Abby MARTIN	SO	14.26m	46-9½	3/2/12	18	3.76	21.76	
▶ SP	6	Alexia CHILD	SR	13.86m	45-5¾	2/24/12	10	0.84	10.84	
▶ WT	1	Alexia CHILD	SR	19.00m	62-4	2/18/12	20	6.50	26.50	
▶ WT	4	Samantha LOEW	JR	18.27m	59-11½	3/3/12	14	2.66	16.66	
▶ WT	11	Breanna STRUPP	JR	17.11m	56-1¾	2/24/12	4	0.00	4.00	
Team Total									204.38	

3			Illinois Wesleyan		▲ 3				
College Conference of Illinois & Wisconsin									
Event	Scrd As	Athlete	Yr	Scored Mark	Date	Pl. Pts.	Bonus	TOTAL	
Scored bests come from CURRENT season									
▶ 400m	4	Lauren ALPERT	SR	56.21	1/28/12	14	2.29	16.29	
▶ 400m	5	Lauren ROCK	JR	56.32	3/1/12	12	1.99	13.99	
▶ 800m	5	Tara CLEMENS	JR	2:11.57	3/1/12	12	1.94	13.94	
▶ 4x400	4	Alpert, Rock, Christy, Clemens		3:52.54	2/24/12	11	1.98	12.98	
▶ PV	7	Meridith BEIRD	FR	3.74m	12-3¼	3/1/12	8	0.64	8.64
▶ LJ	5	Lauren ALPERT	SR	5.76m	18-10¾	2/24/12	12	1.12	13.12
Team Total								78.94	

"Scrd As", short for "Scored As", Standing used for place points portion of performance's score combining preseason data (when applied) to current season data

Numbers in BLACK are both the performance's actual NCAA rank AND "scored as" rank Numbers in RED indicate actual NCAA rank does not exist or is worse than "scored as" rank Numbers in BLUE indicate actual NCAA rank is better than "scored as" rank

USTFCCCA Non-Member

Non-Member Schools Will NOT be ranked, beginning Week 2



USTFCCCA NCAA Division III National Team Rankings

2012 Indoor Track & Field, Week #7

as of 3/5/2012 10:33:50 AM

D denotes multiple-event rule in affect
Only those who score >0.01 pts are shown

WOMEN

4



Methodist

USA South Athletic Conference

▲ 7

Event	Scrd As	Athlete	Yr	Scored Mark	Date	Pl. Pts.	Bonus	TOTAL
Scored bests come from CURRENT season								
▶ 60m	2	Ashlynn CHAVIS	JR	7.60	3/3/12	18	3.48	21.48
▶ 60m	3	Bria WILSON	FR	7.65	2/26/12	16	2.40	18.40
▶ H60m	3	Brittanie MORRIS	SO	8.78	3/3/12	16	2.22	18.22
▶ LJ	3	Ashlynn CHAVIS	JR	5.85m 19-2½	3/3/12	16	2.31	18.31
Team Total								76.41

5



MIT

New England Women's & Men's Athletic Conferen

▼ 2

Event	Scrd As	Athlete	Yr	Scored Mark	Date	Pl. Pts.	Bonus	TOTAL
Scored bests come from CURRENT season								
▶ 400m	1	Portia JONES	SR	55.58cb 55.18	2/24/12	20	4.04	24.04
▶ 400m	8	Jamie SIMMONS	SR	56.78cb 56.38	2/24/12	7	0.77	7.77
▶ 5000m	13	Elaine MCVAY	FR	17:20.73cb 17:17.43	3/2/12	2	0.42	2.42
▶ H60m	7	Portia JONES	SR	8.82	3/2/12	8	1.40	9.40
▶ H60m	12	Jacqueline BREW	SO	8.88	3/2/12	3	0.29	3.29
▶ 4x400	2	Simmons, Brew, Gross, Jones		3:50.88cb 3:49.28	3/2/12	17	2.91	19.91
▶ DMR	7	Huang, Gross, Simmons, van den Heuvel		11:53.83cb 11:51.33	2/10/12	4	1.59	5.59
▶ PV	13	Lauren KUNTZ	JR	3.65m 11-11½	2/3/12	2	0.00	2.00
Team Total								74.42

6



Washington (Mo.)

University Athletic Association

▼ 1

Event	Scrd As	Athlete	Yr	Scored Mark	Date	Pl. Pts.	Bonus	TOTAL
Scored bests come from CURRENT season								
▶ Mile	3	Liz PHILLIPS	SR	4:54.15	3/1/12	16	2.50	18.50
▶ Mile	4	Erica JACKY	SR	4:54.16	3/1/12	14	2.49	16.49
▶ 5000m	14	Lucy CHEADLE	FR	17:22.79	2/11/12	1.5	0.25	1.75
▶ DMR	2	Howell, Jackey, Phillips, Cheadle		11:46.38	2/17/12	17	3.06	20.06
▶ HJ	11	Jasmine WILLIAMS	SO	1.68m 5-6	2/11/12	4	0.20	4.20
▶ PV	5	Anna ETHERINGTON	SO	3.81m 12-6	2/3/12	12	1.31	13.31
Team Total								74.30

7



Ramapo

New Jersey Athletic Conference

▲ 6

Event	Scrd As	Athlete	Yr	Scored Mark	Date	Pl. Pts.	Bonus	TOTAL
Scored bests come from CURRENT season								
▶ 60m	8	Anita ROGERS	JR	7.72	3/2/12	7	0.90	7.90
▶ PV	2	Michelle FAVRE	JR	4.01m 13-1½	2/24/12	18	3.57	21.57
▶ LJ	8	Anita ROGERS	JR	5.68m 18-7¾	2/24/12	7	0.46	7.46
▶ TJ	2	Anita ROGERS	JR	12.16m 39-10¾	2/24/12	18	3.12	21.12
Team Total								58.05

8



Buffalo State

State University of New York Athletic Conference

▼ 1

Event	Scrd As	Athlete	Yr	Scored Mark	Date	Pl. Pts.	Bonus	TOTAL
Scored bests come from CURRENT season								
▶ 60m	1	Erica JOHNSON	SR	7.55	12/2/11	20	4.59	24.59
▶ 60m	3	Sasha HENRY	JR	7.65	2/26/12	16	2.40	18.40
▶ H60m	5	Jazmin DUNHAM	SO	8.80	2/10/12	12	1.81	13.81
Team Total								56.79

9



Illinois College

Midwest Conference

unch

Event	Scrd As	Athlete	Yr	Scored Mark	Date	Pl. Pts.	Bonus	TOTAL
Scored bests come from CURRENT season								
▶ H60m	7	Melissa NORVILLE	JR	8.82	3/1/12	8	1.40	9.40
▶ LJ	2	Melissa NORVILLE	JR	5.94m 19-6	2/24/12	18	3.76	21.76
▶ TJ	1	Melissa NORVILLE	JR	12.33m 40-5½	2/24/12	20	5.57	25.57
Team Total								56.72

"Scrd As", short for "Scored As", Standing used for place points portion of performance's score combining preseason data (when applied) to current season data

Numbers in BLACK are both the performance's actual NCAA rank AND "scored as" rank Numbers in RED indicate actual NCAA rank does not exist or is worse than "scored as" rank Numbers in BLUE indicate actual NCAA rank is better than "scored as" rank

USTFCCCA Non-Member

Non-Member Schools Will NOT be ranked, beginning Week 2



USTFCCCA NCAA Division III National Team Rankings

2012 Indoor Track & Field, Week #7

as of 3/5/2012 10:33:50 AM

D denotes multiple-event rule in affect
Only those who score >0.01 pts are shown

WOMEN

10



Williams

New England Small College Athletic Conference

▼ 6

Event	Scrd As	Athlete	Yr	Scored Mark	Date	Pl. Pts.	Bonus	TOTAL
Scored bests come from CURRENT season								
▶ Mile	8	Brianne MIRECKI	SO	4:57.09cb	4:56.19	2/10/12	7 0.84	7.84
▶ H60m	9	Tanasia HOFFLER	JR	8.86		2/24/12	6 0.58	6.58
▶ 4x400	8	Harakawa, Stewart, Fine, Higgs		3:54.84cb	3:53.24	2/24/12	3 0.90	3.90
▶ PV	10	Jenna ADAMS	SO	3.68m	12-¾	2/4/12	5 0.07	5.07
▶ LJ	11	Tanasia HOFFLER	JR	5.62m	18-5½	3/2/12	4 0.00	4.00
▶ TJ	4	Tanasia HOFFLER	JR	12.13m	39-9¾	2/24/12	14 2.69	16.69
▶ WT	7	Amina AVRIL	SO	17.61m	57-9¾	3/2/12	8 0.55	8.55
▶ PENT	13	Karyn MOSS	SR	3,231		3/2/12	2 0.00	2.00
Team Total								54.63

11



Middlebury

New England Small College Athletic Conference

▼ 3

Event	Scrd As	Athlete	Yr	Scored Mark	Date	Pl. Pts.	Bonus	TOTAL
Scored bests come from CURRENT season								
▶ Mile	1	Margo CRAMER	SR	4:51.93		2/17/12	20 3.77	23.77
▶ DMR	1	Tousley, Fanning, Ryan-Davis, Cramer		11:39.56cb	11:37.06	2/24/12	20 4.44	24.44
Team Total								48.21

12



Ithaca

Empire 8 Athletic Conference

unch

Event	Scrd As	Athlete	Yr	Scored Mark	Date	Pl. Pts.	Bonus	TOTAL
Scored bests come from CURRENT season								
▶ Mile	13	Jennifer RANDALL	JR	4:59.41cb	4:58.51	3/2/12	2 0.19	2.19
▶ HJ	7	Emma DEWART	SR	1.69m	5-6½	3/2/12	8 0.49	8.49
▶ HJ	11	Amanda RISSMEYER	JR	1.68m	5-6	2/17/12	4 0.20	4.20
▶ WT	12	Jessica HOFFNER	SR	17.03m	55-10¾	3/2/12	3 0.00	3.00
▶ PENT	1	Emma DEWART	SR	3,578		2/4/12	20 8.09	28.09
Team Total								45.97

13



UW-Eau Claire

Wisconsin Intercollegiate Athletic Conference

▼ 3

Event	Scrd As	Athlete	Yr	Scored Mark	Date	Pl. Pts.	Bonus	TOTAL
Scored bests come from CURRENT season								
▶ 60m	13	Jordanne GREENUP	SR	7.78		2/24/12	2 0.19	2.19
▶ 400m	10	Talisa EMBERTS	SR	57.03		2/24/12	5 0.43	5.43
▶ 4x400	10	Emberts, Rouse, Schoenfelder, Greenup		3:55.09		3/3/12	1 0.81	1.81
▶ HJ	3	Julia BARANEK	SR	1.72m	5-7¾	2/3/12	16 1.86	17.86
▶ WT	5	Brittany FREDERICK	SR	18.15m	59-6¾	2/24/12	12 2.03	14.03
▶ PENT	15	Michelle BARANEK	SR	3,193		3/1/12	1 0.00	1.00
Team Total								42.33

14



St. Olaf

Minnesota Intercollegiate Athletic Conference

▲ 32

Event	Scrd As	Athlete	Yr	Scored Mark	Date	Pl. Pts.	Bonus	TOTAL
Scored bests come from CURRENT season								
▶ HJ	4	Dani LARSON	FR	1.71m	5-7¾	2/25/12	14 1.28	15.28
▶ PENT	2	Dani LARSON	FR	3,421		3/1/12	18 3.53	21.53
Team Total								36.81

15



Mount Union

Ohio Athletic Conference

▲ 14

Event	Scrd As	Athlete	Yr	Scored Mark	Date	Pl. Pts.	Bonus	TOTAL
Scored bests come from CURRENT season								
▶ 400m	7	Mary MAHONEY	JR	56.51		2/11/12	8 1.47	9.47
▶ 800m	14	Emily MAZZAFERRI	SO	2:15.31		2/11/12	1.5 0.00	1.50
▶ H60m	12	Taylor KRING	SO	8.88		2/18/12	3 0.29	3.29
▶ 4x400	3	Mahoney, Herman, Mazzaferri, Kring		3:51.43		3/3/12	14 2.60	16.60
▶ SP	10	Aubree JONES	SR	13.62m	44-8¾	3/3/12	5 0.00	5.00
Team Total								35.86

"Scrd As", short for "Scored As", Standing used for place points portion of performance's score combining preseason data (when applied) to current season data

Numbers in BLACK are both the performance's actual NCAA rank AND "scored as" rank Numbers in RED indicate actual NCAA rank does not exist or is worse than "scored as" rank Numbers in BLUE indicate actual NCAA rank is better than "scored as" rank

USTFCCCA Non-Member

Non-Member Schools Will NOT be ranked, beginning Week 2



USTFCCCA NCAA Division III National Team Rankings

2012 Indoor Track & Field, Week #7

as of 3/5/2012 10:33:51 AM

D denotes multiple-event rule in affect
Only those who score >0.01 pts are shown

WOMEN

16



Lehman

City University of New York Athletic Conference

▼ 1

Event	Scrd As	Athlete	Yr	Scored Mark	Date	Pl. Pts.	Bonus	TOTAL
Scored bests come from CURRENT season								
▶ 60m	5	Tobi ALLI	SO	7.68	1/6/12	12	1.75	13.75
▶ TJ	5	Tobi ALLI	SO	12.07m	2/17/12	12	1.82	13.82
▶ TJ	8	Jasmine SPRINGER	JR	11.97m	2/11/12	7	0.87	7.87
Team Total								35.44

17



Monmouth (Ill.)

Midwest Conference

▼ 3

Event	Scrd As	Athlete	Yr	Scored Mark		Date	Pl. Pts.	Bonus	TOTAL
Scored bests come from CURRENT season									
▶ LJ	14	Mackinsey MARQUITH	JR	5.57m	18-3¼	3/1/12	1.5	0.00	1.50
▶ SP	8	Allison DEVOR	JR	13.81m	45-3¼	2/11/12	7	0.62	7.62
▶ SP	11	Raven ROBINSON	SO	13.51m	44-4	3/1/12	4	0.00	4.00
▶ SP	14	Amanda STREETER	SR	13.23m	43-5	3/1/12	1.5	0.00	1.50
▶ WT	3	Allison DEVOR	JR	18.32m	60-1¼	2/4/12	16	2.93	18.93
▶ WT	15	Amanda STREETER	SR	16.92m	55-6¼	2/24/12	1	0.00	1.00
Team Total									34.54

18



SUNY Oneonta

State University of New York Athletic Conference

▲ 1

Event	Scrd As	Athlete	Yr	Scored Mark		Date	Pl. Pts.	Bonus	TOTAL
Scored bests come from CURRENT season									
▶ 800m	13	Lauren BRUNETTO	SR	2:15.25cb	2:14.75	2/10/12	2	0.00	2.00
▶ HJ	6	Kacy BOBURKA	JR	1.70m	5-7	12/3/11	10	0.78	10.78
▶ WT	2	Sarah TIMMONS	SR	18.40m	60-4½	2/4/12	18	3.35	21.35
Team Total									34.13

19



Birmingham-Southern

Southern Collegiate Athletic Conference

▲ 28

Event	Scrd As	Athlete	Yr	Scored Mark		Date	Pl. Pts.	Bonus	TOTAL
Scored bests come from CURRENT season									
▶ 60m	12	Tiarra GOODE	SO	7.77c	7.21(55)	2/25/12	3	0.29	3.29
▶ 800m	6	Jessica THORNTON	JR	2:12.60cb	2:12.10	3/3/12	10	1.18	11.18
▶ H60m	3	Tiarra GOODE	SO	8.78		3/3/12	16	2.22	18.22
Team Total									32.69

20



Bowdoin

New England Small College Athletic Conference

▲ 1

Event	Scrd As	Athlete	Yr	Scored Mark		Date	Pl. Pts.	Bonus	TOTAL
Scored bests come from CURRENT season									
▶ 400m	2	Elsa MILLETT	SR	56.08cb	55.68	2/10/12	18	2.65	20.65
▶ Mile	12	Chantal CROTEAU	SR	4:58.69cb	4:57.79	2/24/12	3	0.39	3.39
▶ 4x400	7	Clark, Barr, Wade, Millett		3:54.52cb	3:52.92	3/2/12	4	1.02	5.02
▶ PV	13	Erin SILVA	FR	3.65m	11-11¼	3/2/12	2	0.00	2.00
▶ PENT	14	Annie HUYLER	SR	3,219		2/24/12	1.5	0.00	1.50
Team Total									32.56

21



UW-Whitewater

Wisconsin Intercollegiate Athletic Conference

▼ 5

Event	Scrd As	Athlete	Yr	Scored Mark		Date	Pl. Pts.	Bonus	TOTAL
Scored bests come from CURRENT season									
▶ HJ	1	Shelby DEMOS	JR	1.80m	5-10%	1/21/12	20	6.48	26.48
▶ LJ	10	Lexie SONDGEROTH	FR	5.67m	18-7%	3/3/12	5	0.38	5.38
Team Total									31.87

22



Coe

Iowa Intercollegiate Athletic Conference

▲ 3

Event	Scrd As	Athlete	Yr	Scored Mark	Date	Pl. Pts.	Bonus	TOTAL
Scored bests come from CURRENT season								
▶ 800m	2	Keelie FINNEL	JR	2:10.24	2/3/12	18	3.71	21.71
▶ 4x400	6	Heizer, Wright, springer, Finnel		3:54.28	3/3/12	6	1.11	7.11
Team Total								28.82

23



Greenville

St. Louis Intercollegiate Athletic Conference

▲ 11

Event	Scrd As	Athlete	Yr	Scored Mark		Date	Pl. Pts.	Bonus	TOTAL
Scored bests come from CURRENT season									
▶ LJ	3	Penny GRANT	SR	5.85m	19-2½	2/18/12	16	2.31	18.31
▶ TJ	7	Penny GRANT	SR	11.98m	39-3¾	3/1/12	8	0.94	8.94
Team Total									27.25

"Scrd As", short for "Scored As", Standing used for place points portion of performance's score combining preseason data (when applied) to current season data

Numbers in BLACK are both the performance's actual NCAA rank AND "scored as" rank Numbers in RED indicate actual NCAA rank does not exist or is worse than "scored as" rank Numbers in BLUE indicate actual NCAA rank is better than "scored as" rank

USTFCCCA Non-Member

Non-Member Schools Will NOT be ranked, beginning Week 2



USTFCCCA NCAA Division III National Team Rankings

2012 Indoor Track & Field, Week #7

as of 3/5/2012 10:33:51 AM

D denotes multiple-event rule in affect
Only those who score >0.01 pts are shown

WOMEN

24



Linfield

Northwest Conference

▲ 4

Event	Scrd As	Athlete	Yr	Scored Mark	Date	Pl. Pts.	Bonus	TOTAL
Scored bests come from CURRENT season								
▶ PV	1	Catherine STREET	SR	4.20m	13-9%	2/12/12	20	7.05 27.05
Team Total								27.05

25



Johns Hopkins

Centennial Conference

▲ 14

Event	Scrd As	Athlete	Yr	Scored Mark	Date	Pl. Pts.	Bonus	TOTAL
Scored bests come from CURRENT season								
▶ 5000m	2	Hannah ECKSTEIN	FR	17:03.18cb	16:59.88	2/10/12	18	3.10 21.10
▶ 5000m	11	Holly CLARKE	SO	17:18.35cb	17:15.05	3/2/12	4	0.62 4.62
Team Total								25.72

26



Nebraska Wesleyan

Great Plains Athletic Conference

▼ 3

Event	Scrd As	Athlete	Yr	Scored Mark	Date	Pl. Pts.	Bonus	TOTAL
Scored bests come from CURRENT season								
▶ HJ	4	Katie SCHOEN	SR	1.71m	5-7%	2/11/12	14	1.28 15.28
▶ SP	7	Deanna DIRKSCHNEIDER	JR	13.84m	45-5	1/27/12	8	0.75 8.75
Team Total								24.03

27



Rose-Hulman

Heartland Collegiate Athletic Conference

▲ 5

Event	Scrd As	Athlete	Yr	Scored Mark	Date	Pl. Pts.	Bonus	TOTAL
Scored bests come from CURRENT season								
▶ HJ	2	Elizabeth EVANS	JR	1.78m	5-10	1/14/12	18	5.33 23.33
Team Total								23.33

28



Moravian

Landmark Conference

▲ 2

Event	Scrd As	Athlete	Yr	Scored Mark	Date	Pl. Pts.	Bonus	TOTAL
Scored bests come from CURRENT season								
▶ PV	2	Abigail SCHAFFER	SR	4.01m	13-1%	2/25/12	18	3.57 21.57
Team Total								21.57

29



Marietta

Ohio Athletic Conference

▼ 11

Event	Scrd As	Athlete	Yr	Scored Mark	Date	Pl. Pts.	Bonus	TOTAL
Scored bests come from CURRENT season								
▶ LJ	11	Ashley BAULT	SR	5.62m	18-5%	2/24/12	4	0.00 4.00
▶ TJ	11	Ashley BAULT	SR	11.72m	38-5%	3/3/12	4	0.00 4.00
▶ PENT	5	Ashley BAULT	SR	3,327		12/10/11	12	1.25 13.25
Team Total								21.25

30



Rowan

New Jersey Athletic Conference

▲ 32

Event	Scrd As	Athlete	Yr	Scored Mark	Date	Pl. Pts.	Bonus	TOTAL
Scored bests come from CURRENT season								
▶ 5000m	8	Jena PEACOCK	SR	17:15.27cb	17:11.97	2/3/12	7	1.03 8.03
▶ DMR	4	Peacock, Wilson, Searcy, Wright		11:51.65cb	11:49.15	3/2/12	11	2.02 13.02
Team Total								21.05

31



Wheaton (Mass.)

New England Women's & Men's Athletic Conferen

▼ 7

Event	Scrd As	Athlete	Yr	Scored Mark	Date	Pl. Pts.	Bonus	TOTAL
Scored bests come from CURRENT season								
▶ 400m	12	Ashante LITTLE	SO	57.09cb	56.69	2/10/12	3	0.35 3.35
▶ H60m	9	Didi JUSME	SR	8.86		1/21/12	6	0.58 6.58
▶ TJ	6	Ashley DELL'AIRA	SR	12.00m	39-4%	3/2/12	10	1.09 11.09
Team Total								21.02

32



Tufts

New England Small College Athletic Conference

▼ 15

Event	Scrd As	Athlete	Yr	Scored Mark	Date	Pl. Pts.	Bonus	TOTAL
Scored bests come from CURRENT season								
▶ PV	11	Heather THEISS	SR	3.67m	12-½	2/24/12	4	0.00 4.00
▶ TJ	9	Nakeisha JONES	SR	11.92m	39-1%	2/24/12	6	0.51 6.51
▶ SP	15	Kelly ALLEN	JR	13.20m	43-3%	3/2/12	1	0.00 1.00
▶ WT	9	Kelly ALLEN	JR	17.49m	57-4%	2/17/12	6	0.23 6.23
▶ PENT	12	Jana HIEBER	SO	3,236		2/4/12	3	0.00 3.00
Team Total								20.74

"Scrd As", short for "Scored As", Standing used for place points portion of performance's score combining preseason data (when applied) to current season data

Numbers in BLACK are both the performance's actual NCAA rank AND "scored as" rank Numbers in RED indicate actual NCAA rank does not exist or is worse than "scored as" rank Numbers in BLUE indicate actual NCAA rank is better than "scored as" rank

USTFCCCA Non-Member

Non-Member Schools Will NOT be ranked, beginning Week 2



USTFCCCA NCAA Division III National Team Rankings

2012 Indoor Track & Field, Week #7

as of 3/5/2012 10:33:52 AM

D denotes multiple-event rule in affect
Only those who score >0.01 pts are shown

WOMEN

33



Carnegie Mellon

University Athletic Association

▼ 2

Event	Scrd As	Athlete	Yr	Scored Mark	Date	Pl. Pts.	Bonus	TOTAL
Scored bests come from CURRENT season								
▶ H60m	2	Jacqueline GUEVEL	SO	8.77	2/25/12	18	2.43	20.43
Team Total								20.43

34



North Central (Ill.)

College Conference of Illinois & Wisconsin

▼ 7

Event	Scrd As	Athlete	Yr	Scored Mark	Date	Pl. Pts.	Bonus	TOTAL
Scored bests come from CURRENT season								
▶ Mile	7	Krista COTA	JR	4:56.86	2/24/12	8	0.97	8.97
▶ PV	6	Elizabeth COMPOSTO	FR	3.77m	2/24/12	10	0.93	10.93
Team Total								19.89

35



Concordia Moorhead

Minnesota Intercollegiate Athletic Conference

▲ 89

Event	Scrd As	Athlete	Yr	Scored Mark		Date	Pl. Pts.	Bonus	TOTAL
Scored bests come from CURRENT season									
▶ HJ	7	Chelsea KLEMETSON	FR	1.69m	5-6½	3/1/12	8	0.49	8.49
▶ PENT	6	Kaari JENSEN	JR	3,314		3/1/12	10	1.06	11.06
Team Total									19.55

36



Roanoke

Old Dominion Athletic Conference

▲ 2

Event	Scrd As	Athlete	Yr	Scored Mark	Date	Pl. Pts.	Bonus	TOTAL
Scored bests come from CURRENT season								
▶ 800m	3	Carmen GRAVES		2:10.37cb	2:09.87	2/17/12	16	3.54
Team Total								19.54

37



UW-Platteville

Wisconsin Intercollegiate Athletic Conference

▲ 13

Event	Scrd As	Athlete	Yr	Scored Mark		Date	Pl. Pts.	Bonus	TOTAL
Scored bests come from CURRENT season									
▶ 800m	4	Ann TANK	SR	2:11.28c OT	2:10.58	3/3/12	14	2.32	16.32
▶ 4x400	9	Dillman, Tank, Wyss, Porter		3:54.92		2/17/12	2	0.87	2.87
Team Total									19.19

38



SUNY Cortland

State University of New York Athletic Conference

▲ 3

Event	Scrd As	Athlete	Yr	Scored Mark		Date	Pl. Pts.	Bonus	TOTAL
Scored bests come from CURRENT season									
▶ Mile	10	Jordyn NAYLON	JR	4:57.98cb	4:57.08	3/2/12	5	0.58	5.58
▶ 5000m	6	Alyson DALTON	SR	17:14.32cb	17:11.02	2/10/12	10	1.20	11.20
▶ U	13	Sarah BONNELL	SO	5.61m	18-5	2/26/12	2	0.00	2.00
Team Total									18.78

39



Brandeis

University Athletic Association

▲ 4

Event	Scrd As	Athlete	Yr	Scored Mark		Date	Pl. Pts.	Bonus	TOTAL
Scored bests come from CURRENT season									
▶ 5000m	3	Kate WARWICK	SR	17:06.74cb	17:03.44	2/10/12	16	2.49	18.49
Team Total									18.49

40



Millikin

College Conference of Illinois & Wisconsin

▲ 2

Event	Scrd As	Athlete	Yr	Scored Mark	Date	Pl. Pts.	Bonus	TOTAL	
Scored bests come from CURRENT season									
▶ 60m	10	Ariel ROBINSON	SO	7.76	2/24/12	5	0.40	5.40	
▶ SP	5	LeAnn SPESARD	JR	13.90m	45-7½	3/1/12	12	1.02	13.02
Team Total								18.42	

"Scrd As", short for "Scored As", Standing used for place points portion of performance's score combining preseason data (when applied) to current season data

Numbers in BLACK are both the performance's actual NCAA rank AND "scored as" rank Numbers in RED indicate actual NCAA rank does not exist or is worse than "scored as" rank Numbers in BLUE indicate actual NCAA rank is better than "scored as" rank

USTFCCCA Non-Member

Non-Member Schools Will NOT be ranked, beginning Week 2



USTFCCCA NCAA Division III National Team Rankings

2012 Indoor Track & Field, Week #7

as of 3/5/2012 10:33:52 AM

D denotes multiple-event rule in affect
Only those who score >0.01 pts are shown

WOMEN

41



McMurry

American Southwest Conference

▲19

Event	Scrd As	Athlete	Yr	Scored Mark	Date	Pl. Pts.	Bonus	TOTAL
Scored bests come from CURRENT season								
► LJ	6	Tiana ALEXANDER	FR	5.74m	18-10	3/2/12	10	0.95 10.95
► LJ	8	Shanita COLEMAN	SO	5.68m	18-7"	2/11/12	7	0.46 7.46
Team Total								18.42

42



UW-La Crosse

Wisconsin Intercollegiate Athletic Conference

▼16

Event	Scrd As	Athlete	Yr	Scored Mark	Date	Pl. Pts.	Bonus	TOTAL
Scored bests come from CURRENT season								
► 4x400	5	Wippermann, Halvorson, Elliot, Scheuermann		3:52.56	2/3/12	8	1.97	9.97
► HJ	11	Kayla ASHLAND	SO	1.68m	5-6	3/3/12	4	0.20 4.20
► WT	13	Nicole FLACKEY	JR	17.01m	55-9"	2/17/12	2	0.00 2.00
Team Total								16.17

43



Emory

University Athletic Association

▼21

Event	Scrd As	Athlete	Yr	Scored Mark	Date	Pl. Pts.	Bonus	TOTAL
Scored bests come from CURRENT season								
► H60m	9	Jasmine MCCULLOUGH	SR	8.86	2/25/12	6	0.58	6.58
► HJ	11	Theresa FORD	JR	1.68m	5-6	2/25/12	4	0.20 4.20
► TJ	10	Lauren ATTIAH	SR	11.89m	39-¼	3/1/12	5	0.29 5.29
Team Total								16.07

44



UW-Stevens Point

Wisconsin Intercollegiate Athletic Conference

▼11

Event	Scrd As	Athlete	Yr	Scored Mark	Date	Pl. Pts.	Bonus	TOTAL
Scored bests come from CURRENT season								
► Mile	11	Kelly HAEN	SR	4:58.44	2/18/12	4	0.46	4.46
► H60m	6	Erin KLINE	JR	8.81	2/24/12	10	1.60	11.60
Team Total								16.06

45



NYU

University Athletic Association

▲34

Event	Scrd As	Athlete	Yr	Scored Mark	Date	Pl. Pts.	Bonus	TOTAL
Scored bests come from CURRENT season								
► 5000m	4	Maeve EVANS	SR	17:10.19cb	17:06.89	3/2/12	14	1.90 15.90
Team Total								15.90

46



Salisbury

Capital Athletic Conference

▼9

Event	Scrd As	Athlete	Yr	Scored Mark	Date	Pl. Pts.	Bonus	TOTAL
Scored bests come from CURRENT season								
► SP	4	Chelsea TAVIK	JR	14.04m	46-¾	1/28/12	14	1.82 15.82
Team Total								15.82

47



Carthage

College Conference of Illinois & Wisconsin

▼11

Event	Scrd As	Athlete	Yr	Scored Mark	Date	Pl. Pts.	Bonus	TOTAL
Scored bests come from CURRENT season								
► PENT	4	Sarah THOMPSON	SR	3,346	2/24/12	14	1.53	15.53
Team Total								15.53

48



Franklin & Marshall

Centennial Conference

▼28

Event	Scrd As	Athlete	Yr	Scored Mark	Date	Pl. Pts.	Bonus	TOTAL
Scored bests come from CURRENT season								
► Mile	5	Sheena CRAWLEY	JR	4:54.66cb	4:53.76	1/27/12	12	2.21 14.21
Team Total								14.21

49



Ohio Northern

Ohio Athletic Conference

unch

Event	Scrd As	Athlete	Yr	Scored Mark	Date	Pl. Pts.	Bonus	TOTAL
Scored bests come from CURRENT season								
► 5000m	7	Alison STEINBRUNNER	SO	17:14.92c	OT 17:09.72	2/10/12	8	1.09 9.09
► PV	11	Aubrie STECHSCHULTE	SR	3.67m	12-¾	2/24/12	4	0.00 4.00
Team Total								13.09

"Scrd As", short for "Scored As", Standing used for place points portion of performance's score combining preseason data (when applied) to current season data

Numbers in BLACK are both the performance's actual NCAA rank AND "scored as" rank Numbers in RED indicate actual NCAA rank does not exist or is worse than "scored as" rank Numbers in BLUE indicate actual NCAA rank is better than "scored as" rank

USTFCCCA Non-Member

Non-Member Schools Will NOT be ranked, beginning Week 2



USTFCCCA NCAA Division III National Team Rankings

2012 Indoor Track & Field, Week #7

as of 3/5/2012 10:33:53 AM

D denotes multiple-event rule in affect
Only those who score >0.01 pts are shown

WOMEN

50 **Wellesley** ▼ 6
New England Women's & Men's Athletic Conferen

Event	Scrd As	Athlete	Yr	Scored Mark	Date	Pl. Pts.	Bonus	TOTAL
Scored bests come from CURRENT season								
► Mile	6	Randelle BOOTS	JR	4:55.92cb	4:55.02	2/24/12	10	1.50 11.50
Team Total								11.50

51 **Westfield State** unch
Massachusetts State Collegiate Athletic Conference

Event	Scrd As	Athlete	Yr	Scored Mark	Date	Pl. Pts.	Bonus	TOTAL
Scored bests come from CURRENT season								
► WT	6	Amanda GRICUS	SR	17.88m	58-8	2/17/12	10	1.28 11.28
Team Total								11.28

52 **Bates** ▼12
New England Small College Athletic Conference

Event	Scrd As	Athlete	Yr	Scored Mark	Date	Pl. Pts.	Bonus	TOTAL
Scored bests come from CURRENT season								
► DMR	5	Nixon, Tobin, Fusco, Arens		11:52.07cb	11:49.57	3/2/12	8	1.93 9.93
Team Total								9.93

53 **Christopher Newport** ▲32
USA South Athletic Conference

Event	Scrd As	Athlete	Yr	Scored Mark	Date	Pl. Pts.	Bonus	TOTAL
Scored bests come from CURRENT season								
► 800m	7	Dira HANSEN	SR	2:12.77cb	2:12.27	3/3/12	8	1.06 9.06
Team Total								9.06

54 **Otterbein** ▲12
Ohio Athletic Conference

Event	Scrd As	Athlete	Yr	Scored Mark	Date	Pl. Pts.	Bonus	TOTAL
Scored bests come from CURRENT season								
► LJ	7	Kristen BENNETT	JR	5.72m	18-9½	2/24/12	8	0.79 8.79
Team Total								8.79

55 **Springfield (Mass.)** ▼ 7
New England Women's & Men's Athletic Conferen

Event	Scrd As	Athlete	Yr	Scored Mark	Date	Pl. Pts.	Bonus	TOTAL
Scored bests come from CURRENT season								
► PENT	7	Kelly CURTIS	SR	3,286		2/24/12	8	0.65 8.65
Team Total								8.65

56 **Case Western Reserve** ▲52
University Athletic Association

Event	Scrd As	Athlete	Yr	Scored Mark	Date	Pl. Pts.	Bonus	TOTAL
Scored bests come from CURRENT season								
► HJ	7	Erin HOLLINGER	SR	1.69m	5-6½	3/3/12	8	0.49 8.49
Team Total								8.49

56 **Whitworth** ▲74
Northwest Conference

Event	Scrd As	Athlete	Yr	Scored Mark	Date	Pl. Pts.	Bonus	TOTAL
Scored bests come from CURRENT season								
► HJ	7	Jheri GATES	SO	1.69m	5-6½	3/3/12	8	0.49 8.49
Team Total								8.49

58 **SUNY Geneseo** ▲23
State University of New York Athletic Conference

Event	Scrd As	Athlete	Yr	Scored Mark	Date	Pl. Pts.	Bonus	TOTAL
Scored bests come from CURRENT season								
► 800m	8	Cailin KOWALEWSKI	JR	2:13.07cb	2:12.57	3/2/12	7	0.87 7.87
Team Total								7.87

59 **WPI** ▲ 2
New England Women's & Men's Athletic Conferen

Event	Scrd As	Athlete	Yr	Scored Mark	Date	Pl. Pts.	Bonus	TOTAL
Scored bests come from CURRENT season								
► 400m	8	Noelle RICHARD	JR	56.78cb	56.38	2/10/12	7	0.77 7.77
Team Total								7.77

"Scrd As", short for "Scored As", Standing used for place points portion of performance's score combining preseason data (when applied) to current season data

Numbers in BLACK are both the performance's actual NCAA rank AND "scored as" rank Numbers in RED indicate actual NCAA rank does not exist or is worse than "scored as" rank Numbers in BLUE indicate actual NCAA rank is better than "scored as" rank

USTFCCCA Non-Member

Non-Member Schools Will NOT be ranked, beginning Week 2



USTFCCCA NCAA Division III National Team Rankings

2012 Indoor Track & Field, Week #7

as of 3/5/2012 10:33:54 AM

D denotes multiple-event rule in affect
Only those who score >0.01 pts are shown

WOMEN

60

Hendrix
 Southern Collegiate Athletic Conference

▲54

Event	Scrd As	Athlete	Yr	Scored Mark	Date	Pl. Pts.	Bonus	TOTAL
Scored bests come from CURRENT season								
PENT	8	Elizabeth KRUG	FR	3,275	3/1/12	7	0.48	7.48
Team Total								7.48

61

Hamline
 Minnesota Intercollegiate Athletic Conference

▼6

Event	Scrd As	Athlete	Yr	Scored Mark	Date	Pl. Pts.	Bonus	TOTAL
Scored bests come from CURRENT season								
WT	8	Brenna COYLE	SR	17.58m	57-8 1/2	3/1/12	7	0.47 7.47
Team Total								7.47

62

Baldwin-Wallace
 Ohio Athletic Conference

▲6

Event	Scrd As	Athlete	Yr	Scored Mark	Date	Pl. Pts.	Bonus	TOTAL
Scored bests come from CURRENT season								
SP	12	Danielle TORRENCE	FR	13.42m	44- 1/2	3/3/12	3	0.00 3.00
SP	13	Leslie PERNELL	SR	13.36m	43-10	3/3/12	2	0.00 2.00
WT	13	Cristina PERRINE	JR	17.01m	55-9 1/2	2/18/12	2	0.00 2.00
Team Total								7.00

63

Dickinson
 Centennial Conference

▲67

Event	Scrd As	Athlete	Yr	Scored Mark	Date	Pl. Pts.	Bonus	TOTAL
Scored bests come from CURRENT season								
5000m	9	Catherine CAMPBELL	SR	17:15.75cb	17:12.45	3/2/12	6	0.95 6.95
Team Total								6.95

64

Oberlin
 North Coast Athletic Conference

▲7

Event	Scrd As	Athlete	Yr	Scored Mark	Date	Pl. Pts.	Bonus	TOTAL
Scored bests come from CURRENT season								
Mile	9	Molly MARTORELLA	SO	4:57.63cb	4:56.73	2/10/12	6	0.68 6.68
Team Total								6.68

65

Augsburg
 Minnesota Intercollegiate Athletic Conference

▲13

Event	Scrd As	Athlete	Yr	Scored Mark	Date	Pl. Pts.	Bonus	TOTAL
Scored bests come from CURRENT season								
60m	9	Ashley CARNEY	JR	7.74	3/1/12	6	0.61	6.61
Team Total								6.61

66

Kenyon
 North Coast Athletic Conference

▲35

Event	Scrd As	Athlete	Yr	Scored Mark	Date	Pl. Pts.	Bonus	TOTAL
Scored bests come from CURRENT season								
800m	9	Kirkley DOYLE	JR	2:13.59	3/2/12	6	0.53	6.53
Team Total								6.53

67

Central (Iowa)
 Iowa Intercollegiate Athletic Conference

▼15

Event	Scrd As	Athlete	Yr	Scored Mark	Date	Pl. Pts.	Bonus	TOTAL
Scored bests come from CURRENT season								
PENT	9	Caitlin WILSON	SR	3,266	2/24/12	6	0.35	6.35
Team Total								6.35

68

Alvernia
 Middle Atlantic Conferences

▲1

Event	Scrd As	Athlete	Yr	Scored Mark	Date	Pl. Pts.	Bonus	TOTAL
Scored bests come from CURRENT season								
PV	9	Melissa FELLENBAUM	JR	3.70m	12-1 1/2	1/13/12	6	0.26 6.26
Team Total								6.26

69

Carleton
 Minnesota Intercollegiate Athletic Conference

▼16

Event	Scrd As	Athlete	Yr	Scored Mark	Date	Pl. Pts.	Bonus	TOTAL
Scored bests come from CURRENT season								
5000m	10	Simone CHILDS-WALKER	SR	17:15.91c	OT 17:10.71	2/9/12	5	0.93 5.93
Team Total								5.93

"Scrd As", short for "Scored As", Standing used for place points portion of performance's score combining preseason data (when applied) to current season data

Numbers in BLACK are both the performance's actual NCAA rank AND "scored as" rank Numbers in RED indicate actual NCAA rank does not exist or is worse than "scored as" rank Numbers in BLUE indicate actual NCAA rank is better than "scored as" rank

USTFCCCA Non-Member Non-Member Schools Will NOT be ranked, beginning Week 2



USTFCCCA NCAA Division III National Team Rankings

2012 Indoor Track & Field, Week #7

as of 3/5/2012 10:33:55 AM

D denotes multiple-event rule in affect
Only those who score >0.01 pts are shown

WOMEN

70



St. Norbert

Midwest Conference

▼ 3

Event	Scrd As	Athlete	Yr	Scored Mark	Date	Pl. Pts.	Bonus	TOTAL
Scored bests come from CURRENT season								
800m	10	Emily SCHUDROWITZ	SR	2:13.70	2/24/12	5	0.46	5.46
Team Total								5.46

71



Adrian

Michigan Intercollegiate Athletic Association

▲ 17

Event	Scrd As	Athlete	Yr	Scored Mark	Date	Pl. Pts.	Bonus	TOTAL
Scored bests come from CURRENT season								
60m	10	Kelsea SELLERS	SR	7.76	3/1/12	5	0.40	5.40
Team Total								5.40

72



UW-Stout

Wisconsin Intercollegiate Athletic Conference

▼ 15

Event	Scrd As	Athlete	Yr	Scored Mark	Date	Pl. Pts.	Bonus	TOTAL
Scored bests come from CURRENT season								
PENT	10	Jessika SMITH	SO	3,265	2/24/12	5	0.34	5.34
Team Total								5.34

73



St. Scholastica

Upper Midwest Athletic Conference

▼ 1

Event	Scrd As	Athlete	Yr	Scored Mark	Date	Pl. Pts.	Bonus	TOTAL
Scored bests come from CURRENT season								
WT	10	Alec SEELEY	SR	17.27m 56-8	3/3/12	5	0.00	5.00
Team Total								5.00

73



Texas Lutheran

American Southwest Conference

▲ 1

Event	Scrd As	Athlete	Yr	Scored Mark	Date	Pl. Pts.	Bonus	TOTAL
Scored bests come from CURRENT season								
PV	13	Ligia BOLIVAR	JR	3.65m 11-11½	2/4/12	2	0.00	2.00
TJ	12	Destiney JONES	SR	11.68m 38-4	3/2/12	3	0.00	3.00
Team Total								5.00

75



Amherst

New England Small College Athletic Conference

▼ 40

Event	Scrd As	Athlete	Yr	Scored Mark	Date	Pl. Pts.	Bonus	TOTAL
Scored bests come from CURRENT season								
DMR	8	Almeida, Bates, Sullivan, Lambert		11:54.62cb 11:52.12	3/2/12	3	1.43	4.43
Team Total								4.43

76



Simpson (Iowa)

Iowa Intercollegiate Athletic Conference

▼ 13

Event	Scrd As	Athlete	Yr	Scored Mark	Date	Pl. Pts.	Bonus	TOTAL
Scored bests come from CURRENT season								
HJ	11	Kinsey BAK	SR	1.68m 5-6	2/11/12	4	0.20	4.20
Team Total								4.20

77



Southern Maine

Little East Conference

▼ 23

Event	Scrd As	Athlete	Yr	Scored Mark	Date	Pl. Pts.	Bonus	TOTAL
Scored bests come from CURRENT season								
400m	14	Hannah WILEY	FR	57.27cb 56.87	2/24/12	1.5	0.11	1.61
Mile	15	Molly CARL	JR	5:00.42cb 4:59.52	2/24/12	1	0.00	1.00
TJ	14	Hannah WILEY	FR	11.64m 38-2¼	2/17/12	1.5	0.00	1.50
Team Total								4.11

78



St. Benedict

Minnesota Intercollegiate Athletic Conference

▲ 27

Event	Scrd As	Athlete	Yr	Scored Mark	Date	Pl. Pts.	Bonus	TOTAL
Scored bests come from CURRENT season								
PENT	11	Clare MURN	JR	3,241	3/1/12	4	0.00	4.00
Team Total								4.00

"Scrd As", short for "Scored As", Standing used for place points portion of performance's score combining preseason data (when applied) to current season data

Numbers in BLACK are both the performance's actual NCAA rank AND "scored as" rank Numbers in RED indicate actual NCAA rank does not exist or is worse than "scored as" rank Numbers in BLUE indicate actual NCAA rank is better than "scored as" rank

USTFCCCA Non-Member

Non-Member Schools Will NOT be ranked, beginning Week 2



USTFCCCA NCAA Division III National Team Rankings

2012 Indoor Track & Field, Week #7

as of 3/5/2012 10:33:56 AM

D denotes multiple-event rule in affect
Only those who score >0.01 pts are shown

WOMEN

79



St. Thomas (Minn.)

▼15

Minnesota Intercollegiate Athletic Conference

Event	Scrd As	Athlete	Yr	Scored Mark	Date	Pl. Pts.	Bonus	TOTAL
Scored bests come from CURRENT season								
DMR	9	Goeman, Van Heel, Peyton, Berg		11:58.71	2/18/12	2	0.73	2.73
TJ	15	Emily VAN HEEL	SO	11.59m	38-¾	3/1/12	1	0.00 1.00
Team Total								3.73

80



Keene State

▼24

Little East Conference

Event	Scrd As	Athlete	Yr	Scored Mark	Date	Pl. Pts.	Bonus	TOTAL
Scored bests come from CURRENT season								
5000m	12	Paige MILLS	JR	17:20.27cb	17:16.97	1/27/12	3	0.46 3.46
Team Total								3.46

81



Ohio Wesleyan

▲14

North Coast Athletic Conference

Event	Scrd As	Athlete	Yr	Scored Mark	Date	Pl. Pts.	Bonus	TOTAL
Scored bests come from CURRENT season								
800m	12	Katie REID	FR	2:14.95	3/2/12	3	0.00	3.00
Team Total								3.00

82



Montclair State

unch

New Jersey Athletic Conference

Event	Scrd As	Athlete	Yr	Scored Mark	Date	Pl. Pts.	Bonus	TOTAL
Scored bests come from CURRENT season								
400m	13	Heather GEARITY	JR	57.10cb	56.70	3/2/12	2	0.34 2.34
Team Total								2.34

83



Worcester State

▼24

Massachusetts State Collegiate Athletic Conference

Event	Scrd As	Athlete	Yr	Scored Mark	Date	Pl. Pts.	Bonus	TOTAL
Scored bests come from CURRENT season								
60m	13	Brianna WISE	JR	7.78	2/17/12	2	0.19	2.19
Team Total								2.19

84



Lebanon Valley

▼ 7

Middle Atlantic Conferences

Event	Scrd As	Athlete	Yr	Scored Mark	Date	Pl. Pts.	Bonus	TOTAL
Scored bests come from CURRENT season								
H60m	15	Johanna WALKER	SR	8.92	3/2/12	1	0.00	1.00
LJ	15	Allisha FARRELL	JR	5.55m	18-2½	2/24/12	1	0.00 1.00
Team Total								2.00

84



UW-Superior

▼14

Wisconsin Intercollegiate Athletic Conference

Event	Scrd As	Athlete	Yr	Scored Mark	Date	Pl. Pts.	Bonus	TOTAL
Scored bests come from CURRENT season								
TJ	13	Traelyn LEWIS	JR	11.66m	38-3¼	2/16/12	2	0.00 2.00
Team Total								2.00

86



Wheaton (Ill.)

unch

College Conference of Illinois & Wisconsin

Event	Scrd As	Athlete	Yr	Scored Mark	Date	Pl. Pts.	Bonus	TOTAL
Scored bests come from CURRENT season								
Mile	14	Jaime OREWILER	SO	4:59.53	2/17/12	1.5	0.15	1.65
Team Total								1.65

87



Chicago

▼22

University Athletic Association

Event	Scrd As	Athlete	Yr	Scored Mark	Date	Pl. Pts.	Bonus	TOTAL
Scored bests come from CURRENT season								
DMR	10	Whitelaw, Akuoko, McDonald, Sizek		11:59.64	3/1/12	1	0.61	1.61
Team Total								1.61

88



UW-River Falls

▼15

Wisconsin Intercollegiate Athletic Conference

Event	Scrd As	Athlete	Yr	Scored Mark	Date	Pl. Pts.	Bonus	TOTAL
Scored bests come from CURRENT season								
400m	15	Alyssa RASMUSSEN	JR	57.29	2/18/12	1	0.08	1.08
Team Total								1.08

"Scrd As", short for "Scored As", Standing used for place points portion of performance's score combining preseason data (when applied) to current season data

Numbers in BLACK are both the performance's actual NCAA rank AND "scored as" rank Numbers in RED indicate actual NCAA rank does not exist or is worse than "scored as" rank Numbers in BLUE indicate actual NCAA rank is better than "scored as" rank

USTFCCCA Non-Member

Non-Member Schools Will NOT be ranked, beginning Week 2



2012 Indoor Track & Field, Week #7

D

denotes multiple-event rule in affect

Only those who score >0.01 pts are shown

WOMEN

89



Swarthmore

Centennial Conference

▼13

Event	Scrd As	Athlete	Yr	Scored Mark	Date	Pl. Pts.	Bonus	TOTAL
-------	---------	---------	----	-------------	------	----------	-------	-------

Scored bests come from CURRENT season

► 800m	15	Rebecca HAMMOND	JR	2:15.50cb	2:15.00	2/18/12	1	0.00	1.00
--------	----	-----------------	----	-----------	---------	---------	---	------	------

Team Total 1.00

"Scrd As", short for "Scored As", Standing used for place points portion of performance's score combining preseason data (when applied) to current season data

Numbers in BLACK are both the performance's actual NCAA rank AND "scored as" rank Numbers in RED indicate actual NCAA rank does not exist or is worse than "scored as" rank Numbers in BLUE indicate actual NCAA rank is better than "scored as" rank

USTFCCCA Non-Member

Non-Member Schools Will NOT be ranked, beginning Week 2