



USTFCCCA NCAA Division III National Team Rankings

2013 Indoor Track & Field, Week #1

as of 1/21/2013 8:51:07 PM

D denotes multiple-event rule in affect
Only those who score >0.01 pts are shown

MEN



UW-Oshkosh

Wisconsin Intercollegiate Athletic Conference

2

Event	Scrd As	Athlete	Yr	Scored Mark	Date	Pl. Pts.	Bonus	TOTAL
Scored bests come from CURRENT season								
800m	26	Matt LAWRENCE	JR	1:55.33	1/18/13	0.2	0.08	0.28
HJ	1	John MCCANN	JR	2.12m	6-11½	1/12/13	20	2.37 22.37
TJ	8	Lukey KLITZ	SR	14.82m	48-7½	1/18/13	7	1.06 8.06
SP	2	Nick BAATZ	SR	18.30m	60-¾	1/12/13	18	4.39 22.39
SP	10	Lewis PRIOR	SR	16.59m	54-5½	1/12/13	5	0.49 5.49
SP	12	Nick GROSSKOPF	SO	16.55m	54-3¾	1/12/13	3	0.41 3.41
SP	13	Jeremy BRANDT	JR	16.37m	53-8½	1/18/13	2	0.19 2.19
WT	3	Nick BAATZ	SR	19.10m	62-8	1/12/13	16	1.99 17.99
WT	8	Lewis PRIOR	SR	18.59m	61-0	1/12/13	7	0.96 7.96
WT	20	Joe BRUNNER	JR	17.29m	56-8¾	1/18/13	0.5	0.00 0.50
Scored bests come from PRE-SEASON DATA								
400m	9	John CEJKA	SR	49.23	2/24/12	6	0.93	6.93
400m	17	Reid ZANOYA	SO	49.48	1/27/12	0.8	0.44	1.24
800m	31	Brett DENURE	SR	1:55.54	2/24/12		0.03	0.03
5000m	15	John DEWITT	SR	14:47.04	3/1/12	1	0.36	1.36
4x400	6			3:18.18	3/3/12	6	1.31	7.31
HJ	7	Lukey KLITZ	SR	2.09m	6-10¾	2/24/12	8	1.27 9.27
LJ	23	Ryan SPRENGER	JR	6.99m	22-11¼	2/10/12	0.35	0.00 0.35
SP	3	Pete DELZER	SR	17.72m	58-1¾	3/10/12	16	2.78 18.78
WT	1	Pete DELZER	SR	20.48m	67-2¼	2/24/12	20	5.51 25.51
Team Total							161.41	



UW-La Crosse

Wisconsin Intercollegiate Athletic Conference

unch

Event	Scrd As	Athlete	Yr	Scored Mark	Date	Pl. Pts.	Bonus	TOTAL
Scored bests come from CURRENT season								
60m	27	David SIKORSKI	SR	6.98	1/18/13	0.15	0.08	0.23
Mile	6	Tyler HEINZ	JR	4:12.47	1/18/13	10	1.02	11.02
Mile	13	David STILIN	JR	4:13.57	1/18/13	2	0.65	2.65
4x400	4	Young, Tehan, Wendland, Hoeshcen		3:17.87	1/18/13	11	1.50	12.50
WT	15	Grant HAVARD	SO	17.86m	58-7¾	1/18/13	1	0.16 1.16
Scored bests come from PRE-SEASON DATA								
60m	8	Alex KOENEN	SO	6.90	2/18/12	7	0.85	7.85
400m	1	Aric HOESHEN	SR	48.17	2/9/12	20	3.08	23.08
400m	30	Tyson YOUNG	SR	49.92	2/24/12	0.02	0.03	0.05
800m	25	Sean ROYER	JR	1:55.26	2/9/12	0.25	0.10	0.35
5000m	19	David STILIN	SR	14:49.61	2/24/12	0.6	0.23	0.83
5000m	22	Zach WILHELMY	SR	14:51.96	2/3/12	0.4	0.14	0.54
H60m	19	Adam NICHOLS	JR	8.36	2/24/12	0.6	0.22	0.82
H60m	23	Joe DEROSIER	JR	8.39	2/3/12	0.35	0.12	0.47
DMR	7			10:01.09	2/18/12	4	1.47	5.47
PV	13	David PERGANDE	SR	4.79m	15-8½	2/24/12	2	0.27 2.27
PV	18	Jeffery HILL	SO	4.71m	15-5½	3/2/12	0.7	0.02 0.72
LJ	1	Isaac VAZQUEZ	SR	7.40m	24-3¾	2/24/12	20	3.65 23.65
LJ	6	Troy BROOKS	SR	7.19m	23-7¾	3/2/12	10	1.16 11.16
TJ	2	Isaac VAZQUEZ	SR	15.40m	50-6¼	2/24/12	18	2.83 20.83
TJ	25	Brett DAVIS	JR	14.05m	46-1¼	2/24/12	0.25	0.00 0.25
SP	17	Alex ZART	JR	16.16m	53-¾	2/17/12	0.8	0.00 0.80
SP	25	John COOPER	JR	15.79m	51-9¾	1/28/12	0.25	0.00 0.25
WT	6	John COOPER	JR	18.87m	61-11	3/10/12	10	1.44 11.44
HEPT	7	Andy GROSSMAN	SR	4,808	2/24/12	8	0.94	8.94
Team Total							147.32	

"Scrd As", short for "Scored As", Standing used for place points portion of performance's score combining preseason data (when applied) to current season data

Numbers in BLACK are both the performance's actual NCAA rank AND "scored as" rank Numbers in RED indicate actual NCAA rank does not exist or is worse than "scored as" rank Numbers in BLUE indicate actual NCAA rank is better than "scored as" rank

USTFCCCA Non-Member

Non-Member Schools Will NOT be ranked, beginning Week 2



USTFCCCA NCAA Division III National Team Rankings

2013 Indoor Track & Field, Week #1

as of 1/21/2013 8:51:08 PM



denotes multiple-event rule in affect

Only those who score >0.01 pts are shown

MEN

3



North Central (Ill.)

College Conference of Illinois & Wisconsin

▼ 2

Event	Scrd As	Athlete	Yr	Scored Mark	Date	Pl. Pts.	Bonus	TOTAL	
Scored bests come from CURRENT season									
▶ HEPT	19	Joseph HLETKO	SR	4,492	1/11/13	0.6	0.00	0.60	
Scored bests come from PRE-SEASON DATA									
▶ 400m	6	Dionte HACKLER	JR	49.09	2/24/12	10	1.21	11.21	
▶ 400m	16	Mustapha OLAOYE	SO	49.47	3/1/12	0.9	0.46	1.36	
▶ 800m	16	Juliano LODI	SO	1:54.54	2/24/12	0.9	0.36	1.26	
▶ Mile	16	John CRAIN	JR	4:14.17	2/24/12	0.9	0.48	1.38	
▶ Mile	26	Yonatan MASCOTE	SR	4:17.26	2/17/12	0.2	0.00	0.20	
▶ 5000m	6	Dan KERLEY	SR	14:36.88	3/1/12	10	1.09	11.09	
▶ 5000m	17	Matthew PEREZ	JR	14:48.58	2/3/12	0.8	0.26	1.06	
▶ 4x400	1			3:16.11	3/10/12	20	2.55	22.55	
▶ DMR	6			10:00.68	3/3/12	6	1.57	7.57	
▶ HJ	11	Zach HEERSPINK	SR	2.07m	6-9½	2/17/12	4	0.76	4.76
▶ PV	1	Peter GERAGHTY	RS12	5.40m	17-8½	#####	20	5.03	25.03
▶ PV	2	Josh WINDER	SR	5.30m	17-4½	1/28/12	18	4.14	22.14
▶ PV	3	Thomas STACEY	SR	5.05m	16-6½	2/17/12	16	1.92	17.92
▶ PV	9	Frank WLEKLINSKI	SR	4.85m	15-11	2/17/12	6	0.57	6.57
▶ LJ	21	Zach HEERSPINK	SR	7.01m	23-0	2/24/12	0.45	0.09	0.54
Team Total								135.23	

4



UW-Whitewater

Wisconsin Intercollegiate Athletic Conference

▲ 1

Event	Scrd As	Athlete	Yr	Scored Mark		Date	Pl. Pts.	Bonus	TOTAL
Scored bests come from CURRENT season									
▶ H60m	2	Marcus SMITH	SR	8.15		1/19/13	18	1.83	19.83
▶ LJ	4	Justin BOWERS	SO	7.22m	23-8½	1/12/13	14	1.46	15.46
▶ SP	16	Ben WATSON	JR	16.20m	53-1½	1/19/13	0.9	0.03	0.93
Scored bests come from PRE-SEASON DATA									
▶ 60m	12	Nick BEE	JR	6.91		2/24/12	3	0.72	3.72
▶ 60m	13	Dylan CRAFTON	JR	6.92		3/2/12	2	0.59	2.59
▶ 60m	17	Moriarty BROWN- GRIFFIN	JR	6.94		1/14/12	0.8	0.38	1.18
▶ 400m	20	Matt SANTAS	JR	49.60		1/14/12	0.5	0.26	0.76
▶ H60m	1	Mike JUDD	SO	8.07		3/10/12	20	2.71	22.71
▶ 4x400	5			3:17.92		3/3/12	8	1.47	9.47
▶ DMR	12			10:05.80		3/3/12	0.8	0.51	1.31
▶ HJ	14	Cory ZAESKE	JR	2.03m	6-8	2/24/12	1.5	0.25	1.75
▶ LJ	2	Dave KUCZYNSKI	SR	7.34m	24-1	1/14/12	18	2.92	20.92
▶ LJ	7	Cory ZAESKE	JR	7.18m	23-6½	2/3/12	8	1.08	9.08
▶ TJ	5	Marcus SMITH	SR	15.13m	49-7½	2/24/12	12	1.90	13.90
▶ HEPT	20	Beau HERING	SR	4,491		2/24/12	0.5	0.00	0.50
Team Total									124.11

"Scrd As", short for "Scored As", Standing used for place points portion of performance's score combining preseason data (when applied) to current season data

Numbers in BLACK are both the performance's actual NCAA rank AND "scored as" rank Numbers in RED indicate actual NCAA rank does not exist or is worse than "scored as" rank Numbers in BLUE indicate actual NCAA rank is better than "scored as" rank

USTFCCCA Non-Member

Non-Member Schools Will NOT be ranked, beginning Week 2



USTFCCCA NCAA Division III National Team Rankings

2013 Indoor Track & Field, Week #1

as of 1/21/2013 8:51:08 PM

D denotes multiple-event rule in affect
Only those who score >0.01 pts are shown

MEN

5



St. Thomas (Minn.)

▼ 1

Minnesota Intercollegiate Athletic Conference

Event	Scrd As	Athlete	Yr	Scored Mark	Date	Pl. Pts.	Bonus	TOTAL
Scored bests come from PRE-SEASON DATA								
▶ 60m	3	Cody JERABEK	SR	6.86	3/1/12	16	1.37	17.37
▶ 800m	1	Mike HUTTON	SR	1:50.88	2/9/12	20	2.91	22.91
▶ Mile	4	Ben SATHRE	SR	4:10.59	2/17/12	14	1.82	15.82
▶ 5000m	2	Ben SATHRE	SR	14:20.10	2/9/12	18	2.73	20.73
▶ H60m	29	Joe WISTRICILL	JR	8.40	3/1/12	0.05	0.08	0.13
▶ 4x400	19			3:20.04	2/25/12	0.1	0.27	0.37
▶ HJ	9	Eyo EKPO	JR	2.08m 6-9½	3/10/12	6	1.01	7.01
▶ PV	22	Jay MAY	SR	4.65m 15-3	2/25/12	0.4	0.00	0.40
▶ PV	22	Thomas FOOTE	JR	4.65m 15-3	2/25/12	0.4	0.00	0.40
▶ TJ	4	Eyo EKPO	JR	15.29m 50-2	3/10/12	14	2.39	16.39
▶ WT	21	Bryan THELL	JR	17.23m 56-6½	2/10/12	0.45	0.00	0.45
▶ WT	29	Abajemo OMOT	SR	16.60m 54-5½	3/1/12	0.05	0.00	0.05
▶ HEPT	11	Gavin YSETH	SR	4,709	3/1/12	4	0.42	4.42
▶ HEPT	12	Maxwell DUNNE	JR	4,694	3/1/12	3	0.37	3.37
▶ HEPT	21	Patrick ECKLUND	SR	4,477	3/1/12	0.45	0.00	0.45
Team Total								110.27

6



UW-Stevens Point

unch

Wisconsin Intercollegiate Athletic Conference

Event	Scrd As	Athlete	Yr	Scored Mark	Date	Pl. Pts.	Bonus	TOTAL
Scored bests come from PRE-SEASON DATA								
▶ 400m	12	Babatunde AWOSIKA	JR	49.36	3/3/12	3	0.67	3.67
▶ 800m	2	Dan SULLIVAN	JR	1:51.50	3/3/12	18	2.39	20.39
▶ 800m	13	Alex STEINER	JR	1:54.44	3/3/12	2	0.41	2.41
▶ 800m	20	Dennis HAAK	SO	1:54.78	3/3/12	0.5	0.23	0.73
▶ Mile	1	Dan SULLIVAN	JR	4:08.44	2/24/12	20	2.75	22.75
▶ 4x400	3			3:17.82	3/3/12	14	1.53	15.53
▶ DMR	3			9:57.78	2/18/12	14	2.26	16.26
▶ HJ	2	Zach MIXDORF	JR	2.11m 6-11	3/10/12	18	2.00	20.00
▶ PV	15	Justin HERMSHORT	JR	4.75m 15-7	3/3/12	1	0.14	1.14
▶ HEPT	25	Nick GEIGER	JR	4,458	2/24/12	0.25	0.00	0.25
Team Total								103.14

7



UW-Eau Claire

unch

Wisconsin Intercollegiate Athletic Conference

Event	Scrd As	Athlete	Yr	Scored Mark	Date	Pl. Pts.	Bonus	TOTAL
Scored bests come from CURRENT season								
▶ SP	27	Roger STEEN	SO	15.71m 51-6½	1/19/13	0.15	0.00	0.15
Scored bests come from PRE-SEASON DATA								
▶ 60m	8	Thurgood DENNIS	SO	6.90	2/24/12	7	0.85	7.85
▶ 400m	2	Thurgood DENNIS	SO	49.00	3/3/12	18	1.39	19.39
▶ 400m	4	Cody PRINCE	SO	49.03	2/24/12	14	1.33	15.33
▶ 400m	21	Jake DENNIS-OEHLING	JR	49.62	2/24/12	0.45	0.24	0.69
▶ Mile	6	Aaron EASKER	SR	4:12.47	2/24/12	10	1.02	11.02
▶ H60m	23	Tony FLOYD	JR	8.39	2/24/12	0.35	0.12	0.47
▶ 4x400	2			3:16.35	3/10/12	17	2.40	19.40
▶ DMR	9			10:03.11	2/18/12	2	0.99	2.99
▶ PV	28	Mike KOSIAK	SR	4.64m 15-2½	2/24/12	0.1	0.00	0.10
▶ HEPT	30	Greg PETERSON	SO	4,398	2/24/12	0.02	0.00	0.02
Team Total								77.40

8



Bates

unch

New England Small College Athletic Conference

Event	Scrd As	Athlete	Yr	Scored Mark	Date	Pl. Pts.	Bonus	TOTAL
Scored bests come from CURRENT season								
▶ 800m	24	James LEPAGE	SR	1:55.22	1/12/13	0.3	0.11	0.41
▶ Mile	28	James LEPAGE	SR	4:17.47	12/8/12	0.1	0.00	0.10
▶ SP	6	Sean ENOS	SO	16.85m 55-3½	1/12/13	10	0.98	10.98
▶ WT	2	David PLESS	SR	19.36m 63-6¼	1/18/13	18	2.66	20.66
▶ WT	18	Sean ENOS	SO	17.36m 56-11½	1/18/13	0.7	0.00	0.70
▶ HEPT	16	David HARDISON	SR	4,599	1/18/13	0.9	0.07	0.97
Scored bests come from PRE-SEASON DATA								
▶ Mile	19	Noah GRABOYS	JR	4:14.87	2/17/12	0.6	0.29	0.89
▶ 5000m	21	Andrew WORTHAM	SR	14:50.79	3/2/12	0.45	0.18	0.63
▶ 5000m	23	Noah GRABOYS	JR	14:53.36	2/24/12	0.35	0.09	0.44
▶ DMR	5			10:00.37	3/10/12	8	1.64	9.64
▶ SP	1	David PLESS	SR	18.45m 60-6¼	3/10/12	20	4.80	24.80
Team Total								70.22

"Scrd As", short for "Scored As", Standing used for place points portion of performance's score combining preseason data (when applied) to current season data

Numbers in BLACK are both the performance's actual NCAA rank AND "scored as" rank Numbers in RED indicate actual NCAA rank does not exist or is worse than "scored as" rank Numbers in BLUE indicate actual NCAA rank is better than "scored as" rank

USTFCCCA Non-Member

Non-Member Schools Will NOT be ranked, beginning Week 2



USTFCCCA NCAA Division III National Team Rankings

2013 Indoor Track & Field, Week #1

as of 1/21/2013 8:51:09 PM

D denotes multiple-event rule in affect
Only those who score >0.01 pts are shown

MEN

9



UW-Platteville

Wisconsin Intercollegiate Athletic Conference

unch

Event	Scrd As	Athlete	Yr	Scored Mark		Date	Pl. Pts.	Bonus	TOTAL
Scored bests come from CURRENT season									
▶ H60m	11	Aaron LOFERSKI	SR	8.26c	7.67(55)	1/19/13	4	0.76	4.76
Scored bests come from PRE-SEASON DATA									
▶ 60m	15	Aaron HRUBES	SR	6.93		2/24/12	1	0.46	1.46
▶ 400m	3	Ben FARRELL	SR	49.01		2/24/12	16	1.37	17.37
▶ H60m	4	TJ VALLEY	JR	8.17		3/2/12	14	1.62	15.62
▶ 4x400	8			3:18.44		3/3/12	3	1.16	4.16
▶ HJ	9	Ace MCCARTY	JR	2.08m	6-9%	2/3/12	6	1.01	7.01
▶ PV	18	Chas SPANGENBERG	SR	4.71m	15-5%	3/2/12	0.7	0.02	0.72
▶ PV	28	Jared BRADFISH	SR	4.64m	15-2%	2/24/12	0.1	0.00	0.10
▶ SP	14	Jake WIEDERHOLT	SR	16.36m	53-8%	2/24/12	1.5	0.18	1.68
Team Total									52.88

10



Baldwin-Wallace

Ohio Athletic Conference

▲ 3

Event	Scrd As	Athlete	Yr	Scored Mark	Date	Pl. Pts.	Bonus	TOTAL
Scored bests come from CURRENT season								
60m	8	Ben BEIDELMAN	FR	6.90c	6.42(55)	1/18/13	7	0.85 7.85
Scored bests come from PRE-SEASON DATA								
HJ	19	Brandon EDDY	JR	2.02m	6-7%	3/10/12	0.6	0.13 0.73
PV	7	Brandon EDDY	JR	4.88m	16-0	1/20/12	8	0.75 8.75
SP	8	Zach MARINUCCI	SR	16.67m	54-8%	3/3/12	7	0.64 7.64
SP	17	Mitchell SUPAN	SR	16.16m	53-¾	2/3/12	0.8	0.00 0.80
WT	9	Mitchell SUPAN	SR	18.34m	60-2	3/3/12	6	0.58 6.58
HEPT	3	Brandon EDDY	JR	5,065		2/3/12	16	2.67 18.67
Team Total								51.00

11



Mount Union

Ohio Athletic Conference

▲ 3

Event	Scrd As	Athlete	Yr	Scored Mark	Date	Pl. Pts.	Bonus	TOTAL
Scored bests come from CURRENT season								
400m	18	Tyler METTILLE	SO	49.53c OT	48.75	1/19/13	0.7	0.35 1.05
HJ	22	Rory JUHN	FR	2.00m	6-6%	12/7/12	0.4	0.00 0.40
TJ	6	Sam LUDGOOD	JR	14.89m	48-10%	12/7/12	10	1.25 11.25
WT	24	Sean DONNELLY	SO	16.75m	54-11%	1/19/13	0.3	0.00 0.30
HEPT	4	Tyler METTILLE	SO	4,913		12/7/12	14	1.59 15.59
HEPT	5	Alex KOVALIK	JR	4,844		12/7/12	12	1.16 13.16
HEPT	9	Andrew MILHOAN	FR	4,774		12/7/12	6	0.73 6.73
Scored bests come from PRE-SEASON DATA								
SP	29	Sean DONNELLY	SO	15.69m	51-5%	12/9/11	0.05	0.00 0.05
Team Total								48.54

12



Calvin

Michigan Intercollegiate Athletic Association

▼ 2

Event	Scrd As	Athlete	Yr	Scored Mark	Date	Pl. Pts.	Bonus	TOTAL
Scored bests come from PRE-SEASON DATA								
Mile	5	Greg WHITTLE	SR	4:11.06		2/25/12	12	1.62 13.62
5000m	4	Nick KRAMER	SR	14:26.84		3/10/12	14	1.97 15.97
5000m	5	Matt VANDER ROEST	SR	14:35.12		3/1/12	12	1.22 13.22
5000m	24	Dan KERR	SR	14:54.55		3/1/12	0.3	0.05 0.35
HJ	22	Matt CHRISTIANS	JR	2.00m	6-6%	2/25/12	0.4	0.00 0.40
SP	11	Aaron MECKES	SR	16.57m	54-4%	3/10/12	4	0.45 4.45
Team Total								48.01

13



Christopher Newport

USA South Athletic Conference

▼ 2

Event	Scrd As	Athlete	Yr	Scored Mark	Date	Pl. Pts.	Bonus	TOTAL
Scored bests come from CURRENT season								
TJ	29	Dominique TORRES	FR	14.00m	45-11%	12/8/12	0.05	0.00 0.05
Scored bests come from PRE-SEASON DATA								
HJ	2	Richard ROETHEL	SR	2.11m	6-11	3/10/12	18	2.00 20.00
LJ	25	Richard ROETHEL	SR	6.97m	22-10%	3/10/12	0.25	0.00 0.25
TJ	18	Kwarteng ASARE	SR	14.29m	46-10%	2/26/12	0.7	0.14 0.84
HEPT	1	Richard ROETHEL	SR	5,434		3/10/12	20	5.98 25.98
Team Total								47.13

"Scrd As", short for "Scored As", Standing used for place points portion of performance's score combining preseason data (when applied) to current season data

Numbers in BLACK are both the performance's actual NCAA rank AND "scored as" rank Numbers in RED indicate actual NCAA rank does not exist or is worse than "scored as" rank Numbers in BLUE indicate actual NCAA rank is better than "scored as" rank

USTFCCCA Non-Member

Non-Member Schools Will NOT be ranked, beginning Week 2



USTFCCCA NCAA Division III National Team Rankings

2013 Indoor Track & Field, Week #1

as of 1/21/2013 8:51:09 PM

D denotes multiple-event rule in affect
Only those who score >0.01 pts are shown

MEN

14



Haverford

Centennial Conference

▲ 1

Event	Scrd As	Athlete	Yr	Scored Mark	Date	Pl. Pts.	Bonus	TOTAL
Scored bests come from CURRENT season								
5000m	10	Chris STADLER	JR	14:42.21	12/15/12	5	0.70	5.70
5000m	11	Avi BREGMAN	JR	14:43.17	12/15/12	4	0.64	4.64
Scored bests come from PRE-SEASON DATA								
Mile	8	Jordan SCHILIT	SR	4:12.77	2/10/12	7	0.90	7.90
Mile	27	Chris STADLER	JR	4:17.32	2/17/12	0.15	0.00	0.15
5000m	3	Jordan SCHILIT	SR	14:21.90	1/27/12	16	2.53	18.53
5000m	8	Peter KISSIN	SR	14:39.24	2/25/12	7	0.92	7.92
5000m	28	Brian SOKAS	JR	14:55.23	1/27/12	0.1	0.03	0.13
DMR	13			10:05.83	2/3/12	0.7	0.51	1.21
Team Total								46.17

15



MIT

New England Women's & Men's Athletic Conference

▲ 1

Event	Scrd As	Athlete	Yr	Scored Mark		Date	Pl. Pts.	Bonus	TOTAL
Scored bests come from CURRENT season									
▶ TJ	25	David MOTLEY	FR	14.05m	46-1¼	1/18/13	0.25	0.00	0.25
Scored bests come from PRE-SEASON DATA									
▶ 60m	31	Joshua DUNCAVAGE	SR	6.99		2/3/12		0.04	0.04
▶ 800m	14	Patrick MARX	SR	1:54.48		2/10/12	1.5	0.39	1.89
▶ 800m	17	Samuel PARKER	SO	1:54.60		2/24/12	0.8	0.33	1.13
▶ Mile	2	Kyle HANNON	SR	4:09.58		2/24/12	18	2.26	20.26
▶ Mile	17	Justin BULLOCK	SR	4:14.39		2/17/12	0.8	0.42	1.22
▶ 4x400	10			3:19.02		2/24/12	1	0.82	1.82
▶ DMR	2			9:57.47		3/3/12	17	2.33	19.33
Team Total								45.94	

16



Wartburg

Iowa Intercollegiate Athletic Conference

▼ 4

Event	Scrd As	Athlete	Yr	Scored Mark		Date	Pl. Pts.	Bonus	TOTAL
Scored bests come from CURRENT season									
▶ SP	25	Dylan BOYD	JR	15.79m	51-9%	1/11/13	0.25	0.00	0.25
Scored bests come from PRE-SEASON DATA									
▶ H60m	13	Larry JOHNSON	SR	8.31		2/24/12	2	0.41	2.41
▶ HJ	2	Jonas ELUSME	JR	2.11m	6-11	2/24/12	18	2.00	20.00
▶ HJ	22	Dominique NELOMS	SO	2.00m	6-6%	3/1/12	0.4	0.00	0.40
▶ LJ	3	Jonas ELUSME	JR	7.28m	23-10%	3/10/12	16	2.19	18.19
▶ HEPT	13	Tate DEMEULENAERE	SR	4,677		2/24/12	2	0.32	2.32
Team Total							43.56		

17



Tufts

New England Small College Athletic Conference

unch

Event	Scrd As	Athlete	Yr	Scored Mark		Date	Pl. Pts.	Bonus	TOTAL
Scored bests come from CURRENT season									
▶ Mile	14	Jamie NORTON	JR	4:13.69cb	4:10.48	1/17/13	1.5	0.62	2.12
Scored bests come from PRE-SEASON DATA									
▶ 800m	6	Jeff MARVEL	SR	1:53.03		2/24/12	10	1.18	11.18
▶ 5000m	12	Matt RAND	SR	14:44.29		2/10/12	3	0.55	3.55
▶ 4x400	14			3:19.51		3/3/12	0.6	0.53	1.13
▶ DMR	14			10:06.79		3/2/12	0.6	0.36	0.96
▶ PV	9	Brad NAKANISHI	SR	4.85m	15-11	2/17/12	6	0.57	6.57
▶ LJ	15	Gbola AJAYI	SR	7.06m	23-2	3/2/12	1	0.29	1.29
▶ TJ	9	Gbola AJAYI	SR	14.73m	48-4	3/10/12	6	0.82	6.82
▶ SP	29	Brian WILLIAMSON	SO	15.69m	51-5 1/2	3/2/12	0.05	0.00	0.05
▶ WT	7	Curtis YANCY	SR	18.70m	61-4 1/2	3/2/12	8	1.15	9.15
Team Total									42.82

"Scrd As", short for "Scored As", Standing used for place points portion of performance's score combining preseason data (when applied) to current season data

Numbers in BLACK are both the performance's actual NCAA rank AND "scored as" rank Numbers in RED indicate actual NCAA rank does not exist or is worse than "scored as" rank Numbers in BLUE indicate actual NCAA rank is better than "scored as" rank

USTFCCCA Non-Member

Non-Member Schools Will NOT be ranked, beginning Week 2



USTFCCCA NCAA Division III National Team Rankings

2013 Indoor Track & Field, Week #1

as of 1/21/2013 8:51:09 PM

D denotes multiple-event rule in affect
Only those who score >0.01 pts are shown

MEN

18



Wabash

North Coast Athletic Conference

▲ 4

Event	Scrd As	Athlete	Yr	Scored Mark	Date	Pl. Pts.	Bonus	TOTAL
Scored bests come from CURRENT season								
H60m	8	Ronnie POSTHAUER	SO	8.23	1/19/13	7	0.98	7.98
H60m	33	Matt DICKERSON	FR	8.42	12/7/12		0.01	0.01
Scored bests come from PRE-SEASON DATA								
400m	21	Jake WATERMAN	SR	49.62	2/3/12	0.45	0.24	0.69
400m	29	John HALEY	SR	49.87	2/10/12	0.05	0.06	0.11
800m	4	Jake WATERMAN	SR	1:51.86	3/2/12	14	2.09	16.09
H60m	16	Nathan MUELLER	SO	8.35	3/2/12	0.9	0.26	1.16
4x400	21			3:20.25	2/17/12	0	0.19	0.19
DMR	4			9:58.53	2/10/12	11	2.08	13.08
Team Total								39.29

19



Nebraska Wesleyan

Great Plains Athletic Conference

▼ 1

Event	Scrd As	Athlete	Yr	Scored Mark	Date	Pl. Pts.	Bonus	TOTAL
Scored bests come from PRE-SEASON DATA								
400m	7	John KERSENBROCK	SR	49.13	2/18/12	8	1.13	9.13
Mile	21	Parker SCHOEN	SO	4:15.74	3/3/12	0.45	0.11	0.56
4x400	15			3:19.52	3/3/12	0.5	0.53	1.03
HJ	6	Tommie BARDSLEY	SO	2.10m	6-10% 1/27/12	10	1.64	11.64
LJ	5	John KERSENBROCK	SR	7.21m	23-8 2/18/12	12	1.34	13.34
TJ	25	Jack CHATELAIN	SR	14.05m	46-1% 1/14/12	0.25	0.00	0.25
Team Total								35.93

20



Middlebury

New England Small College Athletic Conference

unch

Event	Scrd As	Athlete	Yr	Scored Mark	Date	Pl. Pts.	Bonus	TOTAL
Scored bests come from CURRENT season								
H60m	15	Kevin CHU	JR	8.34c	7.75(55) 1/17/13	1	0.29	1.29
Scored bests come from PRE-SEASON DATA								
Mile	12	Jack DAVIES	SR	4:13.52	2/24/12	3	0.67	3.67
Mile	15	Patrick HEBBLE	SR	4:13.95	2/24/12	1	0.55	1.55
Mile	25	Michael SCHMIDT	SR	4:17.25	2/4/12	0.25	0.00	0.25
5000m	1	Michael SCHMIDT	SR	14:19.40	1/27/12	20	2.81	22.81
5000m	18	Jack DAVIES	JR	14:49.35	1/27/12	0.7	0.24	0.94
DMR	8			10:01.14	2/24/12	3	1.46	4.46
Team Total								34.95

21



UW-Stout

Wisconsin Intercollegiate Athletic Conference

unch

Event	Scrd As	Athlete	Yr	Scored Mark	Date	Pl. Pts.	Bonus	TOTAL
Scored bests come from PRE-SEASON DATA								
WT	4	Michael LIHRMAN	JR	19.03m	62-5% 2/3/12	14	1.82	15.82
HEPT	6	Brandon ZARNOTH	SO	4,833	2/24/12	10	1.10	11.10
HEPT	8	Zach ANDERSON	JR	4,784	3/10/12	7	0.79	7.79
Team Total								34.71

22



Methodist

USA South Athletic Conference

▼ 3

Event	Scrd As	Athlete	Yr	Scored Mark	Date	Pl. Pts.	Bonus	TOTAL
Scored bests come from PRE-SEASON DATA								
60m	24	Roosevelt COLSON	SO	6.97	2/19/12	0.3	0.13	0.43
LJ	7	Lincoln CARR	SR	7.18m	23-6% 1/13/12	8	1.08	9.08
LJ	14	Pierson SINGLETON	SR	7.07m	23-2% 2/4/12	1.5	0.33	1.83
TJ	1	Lincoln CARR	SR	15.51m	50-10% 1/27/12	20	3.27	23.27
Team Total								34.60

23



SUNY Oneonta

State University of New York Athletic Conference

unch

Event	Scrd As	Athlete	Yr	Scored Mark	Date	Pl. Pts.	Bonus	TOTAL
Scored bests come from CURRENT season								
60m	22	Joe CARR	FR	6.96	12/1/12	0.4	0.21	0.61
H60m	2	Jake ALVIENE	FR	8.15	12/1/12	18	1.83	19.83
H60m	16	Rob FARRELL	SO	8.35	12/1/12	0.9	0.26	1.16
WT	26	J.D. ROTH	SO	16.64m	54-7% 1/19/13	0.2	0.00	0.20
Scored bests come from PRE-SEASON DATA								
60m	8	Sean BERNSTEIN	SR	6.90	3/10/12	7	0.85	7.85
4x400	22			3:20.52	2/10/12	0	0.10	0.10
Team Total								29.74

"Scrd As", short for "Scored As", Standing used for place points portion of performance's score combining preseason data (when applied) to current season data

Numbers in BLACK are both the performance's actual NCAA rank AND "scored as" rank Numbers in RED indicate actual NCAA rank does not exist or is worse than "scored as" rank Numbers in BLUE indicate actual NCAA rank is better than "scored as" rank

USTFCCCA Non-Member

Non-Member Schools Will NOT be ranked, beginning Week 2



USTFCCCA NCAA Division III National Team Rankings

2013 Indoor Track & Field, Week #1

as of 1/21/2013 8:51:10 PM

D denotes multiple-event rule in affect
Only those who score >0.01 pts are shown

MEN

24



Bowdoin

unch

New England Small College Athletic Conference

Event	Scrd As	Athlete	Yr	Scored Mark	Date	Pl. Pts.	Bonus	TOTAL
Scored bests come from PRE-SEASON DATA								
▶ Mile	9	Coby HOROWITZ	JR	4:13.05	2/17/12	6	0.80	6.80
▶ DMR	1			9:57.29	2/10/12	20	2.37	22.37
Team Total								29.17

25



Colby

unch

New England Small College Athletic Conference

Event	Scrd As	Athlete	Yr	Scored Mark	Date	Pl. Pts.	Bonus	TOTAL
Scored bests come from PRE-SEASON DATA								
▶ 60m	1	Dominique KONE	SR	6.75	3/10/12	20	2.82	22.82
▶ 800m	10	Dylan NISKY	JR	1:53.94	2/24/12	5	0.68	5.68
Team Total								28.51

26



Whitworth

▲ 2

Northwest Conference

Event	Scrd As	Athlete	Yr	Scored Mark		Date	Pl. Pts.	Bonus	TOTAL
Scored bests come from CURRENT season									
▶ PV	12	Chibron TOMEIO	SR	4.80m	15-9	1/11/13	3	0.30	3.30
Scored bests come from PRE-SEASON DATA									
▶ HJ	12	Frank LIMA	SR	2.06m	6-9	3/3/12	3	0.63	3.63
▶ SP	4	Carter COMITO	SR	17.33m	56-10½	2/17/12	14	1.88	15.88
▶ SP	19	Samuel WRIGHT	JR	16.08m	52-9½	2/4/12	0.6	0.00	0.60
▶ HEPT	22	Luke MATHEWS	SR	4,467		2/17/12	0.4	0.00	0.40
Team Total									23.81

27



Heidelberg

▼ 1

Ohio Athletic Conference

Event	Scrd As	Athlete	Yr	Scored Mark		Date	Pl. Pts.	Bonus	TOTAL
Scored bests come from PRE-SEASON DATA									
▶ HJ	2	Nathan DAVIS	JR	2.11m	6-11	3/10/12	18	2.00	20.00
▶ LJ	15	Nathan DAVIS	JR	7.06m	23-2	2/24/12	1	0.29	1.29
▶ TJ	14	Josh LYNCH	JR	14.33m	47-¾	2/24/12	1.5	0.20	1.70
Team Total								22.99	

28



UW-River Falls

▲ 1

Wisconsin Intercollegiate Athletic Conference

Event	Scrd As	Athlete	Yr	Scored Mark	Date	Pl. Pts.	Bonus	TOTAL
Scored bests come from PRE-SEASON DATA								
▶ H60m	14	James BUTLER	SR	8.33	2/24/12	1.5	0.33	1.83
▶ DMR	11			10:05.23	3/3/12	0.9	0.60	1.50
▶ TJ	3	Mike SANDLE	SO	15.39m	50-6 3/10/12	16	2.79	18.79
Team Total								22.12

29



Illinois College

▲ 1

Midwest Conference

Event	Scrd As	Athlete	Yr	Scored Mark	Date	Pl. Pts.	Bonus	TOTAL
Scored bests come from PRE-SEASON DATA								
▶ HEPT	2	Caleb COX	JR	5,096	3/10/12	18	2.94	20.94
Team Total								20.94

30



Defiance

▼ 3

Heartland Collegiate Athletic Conference

Event	Scrd As	Athlete	Yr	Scored Mark		Date	Pl. Pts.	Bonus	TOTAL
Scored bests come from PRE-SEASON DATA									
▶ PV	21	Dan HARDIN-WALLACE	SR	4.66m	15-3½	2/24/12	0.45	0.00	0.45
▶ SP	9	Tom POSTEMA	SO	16.60m	54-5½	2/4/12	6	0.50	6.50
▶ WT	5	Tom POSTEMA	SO	19.02m	62-5	2/18/12	12	1.79	13.79
Team Total									20.74

31



Dubuque

unch

Iowa Intercollegiate Athletic Conference

Event	Scrd As	Athlete	Yr	Scored Mark		Date	Pl. Pts.	Bonus	TOTAL
Scored bests come from CURRENT season									
▶ LJ	19	Tyrone GALVIN	FR	7.02m	23-½	1/12/13	0.6	0.13	0.73
Scored bests come from PRE-SEASON DATA									
▶ 60m	2	Phillip JONES	SR	6.85		#####	18	1.50	19.50
▶ HJ	22	Christopher WATSON	SO	2.00m	6-6½	2/24/12	0.4	0.00	0.40
▶ LJ	29	Christopher WATSON	SO	6.95m	22-9½	1/21/12	0.05	0.00	0.05
Team Total									20.67

"Scrd As", short for "Scored As", Standing used for place points portion of performance's score combining preseason data (when applied) to current season data

Numbers in BLACK are both the performance's actual NCAA rank AND "scored as" rank Numbers in RED indicate actual NCAA rank does not exist or is worse than "scored as" rank Numbers in BLUE indicate actual NCAA rank is better than "scored as" rank

USTFCCCA Non-Member

Non-Member Schools Will NOT be ranked, beginning Week 2



USTFCCCA NCAA Division III National Team Rankings

2013 Indoor Track & Field, Week #1

as of 1/21/2013 8:51:10 PM

D denotes multiple-event rule in affect
Only those who score >0.01 pts are shown

MEN

32 Birmingham-Southern 1

Southern Athletic Association

Event	Scrd As	Athlete	Yr	Scored Mark	Date	Pl. Pts.	Bonus	TOTAL
Scored bests come from PRE-SEASON DATA								
800m	3	Robert WILLETT	SR	1:51.69	3/10/12	16	2.23	18.23
Team Total								18.23

33 St. Olaf 1

Minnesota Intercollegiate Athletic Conference

Event	Scrd As	Athlete	Yr	Scored Mark	Date	Pl. Pts.	Bonus	TOTAL
Scored bests come from PRE-SEASON DATA								
Mile	3	Brian SAKSA	JR	4:10.37	2/17/12	16	1.92	17.92
5000m	30	Grant WINTHEISER	SO	14:57.27	3/1/12	0.02	0.00	0.02
WT	28	John BENNETT	JR	16.62m 54-6 1/2	2/25/12	0.1	0.00	0.10
Team Total								18.04

34 Dickinson 50

Centennial Conference

Event	Scrd As	Athlete	Yr	Scored Mark	Date	Pl. Pts.	Bonus	TOTAL
Scored bests come from CURRENT season								
60m	3	Aaron PANNELL	JR	6.86	1/19/13	16	1.37	17.37
Team Total								17.37

34 Wittenberg unch

North Coast Athletic Conference

Event	Scrd As	Athlete	Yr	Scored Mark	Date	Pl. Pts.	Bonus	TOTAL
Scored bests come from PRE-SEASON DATA								
60m	3	Victor BANJO	SO	6.86	3/10/12	16	1.37	17.37
Team Total								17.37

36 Brockport 1

State University of New York Athletic Conference

Event	Scrd As	Athlete	Yr	Scored Mark	Date	Pl. Pts.	Bonus	TOTAL
Scored bests come from PRE-SEASON DATA								
800m	19	Nate MATHEWS	JR	1:54.74	2/26/12	0.6	0.25	0.85
PV	4	Zach FERRARA	SR	5.01m 16-5 1/2	3/2/12	14	1.56	15.56
Team Total								16.41

37 Westfield State unch

Massachusetts State Collegiate Athletic Conference

Event	Scrd As	Athlete	Yr	Scored Mark	Date	Pl. Pts.	Bonus	TOTAL
Scored bests come from PRE-SEASON DATA								
PV	4	Thomas GAUGER	SR	5.01m 16-5 1/2	3/2/12	14	1.56	15.56
Team Total								15.56

38 Carthage 6

College Conference of Illinois & Wisconsin

Event	Scrd As	Athlete	Yr	Scored Mark	Date	Pl. Pts.	Bonus	TOTAL
Scored bests come from CURRENT season								
HJ	12	Trevor JAMES	JR	2.06m 6-9	1/18/13	3	0.63	3.63
WT	22	Derrick GUYETTE	SO	17.17m 56-4	1/18/13	0.4	0.00	0.40
Scored bests come from PRE-SEASON DATA								
400m	25	Aryan AVANT	SO	49.74	2/24/12	0.25	0.14	0.39
4x400	7			3:18.41	3/3/12	4	1.18	5.18
TJ	22	Cale BROWN	JR	14.14m 46-4 3/4	2/24/12	0.4	0.00	0.40
SP	22	Derrick GUYETTE	SO	15.91m 52-2 1/2	2/18/12	0.4	0.00	0.40
WT	11	Eric SCHMIDT	SR	18.22m 59-9 1/2	2/24/12	4	0.47	4.47
Team Total								14.87

39 Marietta 25

Ohio Athletic Conference

Event	Scrd As	Athlete	Yr	Scored Mark	Date	Pl. Pts.	Bonus	TOTAL
Scored bests come from CURRENT season								
H60m	5	Ryan LOPEZ-JORDAN	JR	8.18c 7.60(55)	1/19/13	12	1.51	13.51
WT	19	Gaston HAYES	SR	17.30m 56-9 1/4	12/1/12	0.6	0.00	0.60
Scored bests come from PRE-SEASON DATA								
60m	27	Lucas HELLWIG	JR	6.98	2/11/12	0.15	0.08	0.23
Team Total								14.34

40 Washington and Lee 2

Old Dominion Athletic Conference

Event	Scrd As	Athlete	Yr	Scored Mark	Date	Pl. Pts.	Bonus	TOTAL
Scored bests come from PRE-SEASON DATA								
400m	5	Alexander TALLMAN	JR	49.06	2/11/12	12	1.27	13.27
HEPT	23	Dillon MYERS	JR	4,465	3/3/12	0.35	0.00	0.35
Team Total								13.62

"Scrd As", short for "Scored As", Standing used for place points portion of performance's score combining preseason data (when applied) to current season data

Numbers in BLACK are both the performance's actual NCAA rank AND "scored as" rank Numbers in RED indicate actual NCAA rank does not exist or is worse than "scored as" rank Numbers in BLUE indicate actual NCAA rank is better than "scored as" rank

USTFCCCA Non-Member

Non-Member Schools Will NOT be ranked, beginning Week 2



USTFCCCA NCAA Division III National Team Rankings

2013 Indoor Track & Field, Week #1

as of 1/21/2013 8:51:11 PM

D denotes multiple-event rule in affect
Only those who score >0.01 pts are shown

MEN

41



Bridgewater State

Massachusetts State Collegiate Athletic Conference

▲ 2

Event	Scrd As	Athlete	Yr	Scored Mark	Date	Pl. Pts.	Bonus	TOTAL
Scored bests come from CURRENT season								
▶ Mile	23	Andrew SUKEFORTH	SR	4:16.52	1/13/13	0.35	0.00	0.35
▶ SP	5	Mike MCPHERSON	SR	16.98m	55-8"	12	1.22	13.22
Team Total								13.57

42



Gustavus Adolphus

Minnesota Intercollegiate Athletic Conference

▼ 1

Event	Scrd As	Athlete	Yr	Scored Mark	Date	Pl. Pts.	Bonus	TOTAL
Scored bests come from PRE-SEASON DATA								
▶ 60m	31	Blair RIEGEL	JR	6.99	3/1/12		0.04	0.04
▶ 800m	23	Eric JORGENSON	JR	1:55.21	3/1/12	0.35	0.11	0.46
▶ PV	6	Josh OWENS	SR	5.00m	16-4"	10	1.47	11.47
▶ PV	22	Cameron CLAUSE	JR	4.65m	15-3"	0.4	0.00	0.40
▶ TJ	23	Blair RIEGEL	JR	14.10m	46-3"	0.35	0.00	0.35
▶ HEPT	17	Cameron CLAUSE	JR	4,564	3/1/12	0.8	0.00	0.80
Team Total								13.53

43



Amherst

New England Small College Athletic Conference

▼ 4

Event	Scrd As	Athlete	Yr	Scored Mark	Date	Pl. Pts.	Bonus	TOTAL
Scored bests come from PRE-SEASON DATA								
▶ 800m	8	Matt MELTON	JR	1:53.65	2/24/12	7	0.84	7.84
▶ Mile	11	Patrick GRIMES	SR	4:13.31	2/24/12	4	0.73	4.73
▶ 5000m	20	Andrew ERSKINE	SR	14:50.50	2/10/12	0.5	0.19	0.69
Team Total								13.26

44



Wheaton (Ill.)

College Conference of Illinois & Wisconsin

▲ 1

Event	Scrd As	Athlete	Yr	Scored Mark	Date	Pl. Pts.	Bonus	TOTAL
Scored bests come from PRE-SEASON DATA								
▶ 800m	5	Luke VANCE	JR	1:52.99	2/17/12	12	1.20	13.20
▶ 800m	32	Parker THOMPSON	JR	1:55.56	2/24/12		0.02	0.02
Team Total								13.22

45



Southern Maine

Little East Conference

▲ 10

Event	Scrd As	Athlete	Yr	Scored Mark		Date	Pl. Pts.	Bonus	TOTAL
Scored bests come from CURRENT season									
▶ 60m	31	Zach MILLER	FR	6.99c	6.50(55)	1/5/13		0.04	0.04
▶ H60m	16	Sheldon ALLEN	SO	8.35		1/18/13	0.9	0.26	1.16
▶ LJ	29	Jamie RUGINSKI	SO	6.95m	22-9"	1/5/13	0.05	0.00	0.05
▶ TJ	12	Jamie RUGINSKI	SO	14.41m	47-3"	1/12/13	3	0.31	3.31
Scored bests come from PRE-SEASON DATA									
▶ 800m	9	Ben MANNING	SR	1:53.68		2/24/12	6	0.82	6.82
▶ Mile	18	Julian GAZZELONI	JR	4:14.67		2/24/12	0.7	0.35	1.05
▶ DMR	19			10:09.59		3/2/12	0.1	0.11	0.21
Team Total									12.63

46



Greenville

St. Louis Intercollegiate Athletic Conference

▼ 8

Event	Scrd As	Athlete	Yr	Scored Mark		Date	Pl. Pts.	Bonus	TOTAL
Scored bests come from CURRENT season									
▶ WT	17	Josh KUUSISTO	JR	17.48m	57-4"	12/8/12	0.8	0.00	0.80
Scored bests come from PRE-SEASON DATA									
▶ 60m	6	Bruce GRAY	SO	6.88		3/10/12	10	1.11	11.11
▶ H60m	33	Sean KWEIFIO-OKAI	JR	8.42		2/18/12		0.01	0.01
Team Total								11.92	

47



Coast Guard

New England Women's & Men's Athletic Conferen

▼ 1

Event	Scrd As	Athlete	Yr	Scored Mark	Date	Pl. Pts.	Bonus	TOTAL	
Scored bests come from CURRENT season									
▶ H60m	6	Adam SCALESSE	JR	8.19c	7.61(55)	1/19/13	10	1.40	11.40
Team Total								11.40	

47



Lebanon Valley

Middle Atlantic Conferences

▼ 11

Event	Scrd As	Athlete	Yr	Scored Mark	Date	Pl. Pts.	Bonus	TOTAL
Scored bests come from PRE-SEASON DATA								
▶ H60m	6	Jerome DUNCAN	SR	8.19	2/11/12	10	1.40	11.40
Team Total								11.40

"Scrd As", short for "Scored As", Standing used for place points portion of performance's score combining preseason data (when applied) to current season data

Numbers in BLACK are both the performance's actual NCAA rank AND "scored as" rank Numbers in RED indicate actual NCAA rank does not exist or is worse than "scored as" rank Numbers in BLUE indicate actual NCAA rank is better than "scored as" rank

USTFCCCA Non-Member

Non-Member Schools Will NOT be ranked, beginning Week 2



USTFCCCA NCAA Division III National Team Rankings

2013 Indoor Track & Field, Week #1

as of 1/21/2013 8:51:11 PM

D denotes multiple-event rule in affect
Only those who score >0.01 pts are shown

MEN

49



Ohio Wesleyan

North Coast Athletic Conference

▲24

Event	Scrd As	Athlete	Yr	Scored Mark	Date	Pl. Pts.	Bonus	TOTAL
Scored bests come from CURRENT season								
▶ 400m	10	Ethan FREET	SR	49.27	1/18/13	5	0.85	5.85
▶ 400m	12	Silas JOLLIFF	SR	49.36	1/18/13	3	0.67	3.67
Scored bests come from PRE-SEASON DATA								
▶ 4x400	16			3:19.64	2/17/12	0.4	0.46	0.86
▶ HEPT	23	Andrew DIEHL	JR	4,465	2/25/12	0.35	0.00	0.35
▶ HEPT	29	Matt HUNTER	SO	4,426	2/25/12	0.05	0.00	0.05
Team Total								10.78

50



RIT

Liberty League

▼10

Event	Scrd As	Athlete	Yr	Scored Mark	Date	Pl. Pts.	Bonus	TOTAL
Scored bests come from CURRENT season								
▶ 800m	26	Matt GIANNINO	SO	1:55.33	1/12/13	0.2	0.08	0.28
▶ HJ	14	Jamie DORREN	SO	2.03m	12/6/12	1.5	0.25	1.75
Scored bests come from PRE-SEASON DATA								
▶ H60m	23	Cameron LEE	SR	8.39	2/11/12	0.35	0.12	0.47
▶ LJ	12	Marquis MOORE	SR	7.10m	2/17/12	3	0.46	3.46
▶ TJ	11	Marquis MOORE	SR	14.44m	2/24/12	4	0.35	4.35
Team Total								10.30

51



Rhode Island College

Little East Conference

unch

Event	Scrd As	Athlete	Yr	Scored Mark	Date	Pl. Pts.	Bonus	TOTAL
Scored bests come from PRE-SEASON DATA								
▶ 60m	27	Blest NORRIS	SR	6.98	2/24/12	0.15	0.08	0.23
▶ Mile	20	Conor MCCLOSKEY	SR	4:15.18	2/24/12	0.5	0.20	0.70
▶ TJ	7	Craig AMADO	JR	14.86m	2/24/12	8	1.17	9.17
Team Total								10.11

52



Ramapo

New Jersey Athletic Conference

▼3

Event	Scrd As	Athlete	Yr	Scored Mark	Date	Pl. Pts.	Bonus	TOTAL
Scored bests come from CURRENT season								
▶ PV	22	Adam LAZOR	SR	4.65m	12/8/12	0.4	0.00	0.40
Scored bests come from PRE-SEASON DATA								
▶ 60m	7	Ackeme BROWN	SR	6.89	2/24/12	8	0.98	8.98
▶ H60m	23	Jaivon PALMER	JR	8.39	2/24/12	0.35	0.12	0.47
Team Total								9.84

53



Messiah

Middle Atlantic Conferences

▲34

Event	Scrd As	Athlete	Yr	Scored Mark		Date	Pl. Pts.	Bonus	TOTAL
Scored bests come from CURRENT season									
▶ SP	7	Fred FULTON	SO	16.81m	55-2	1/18/13	8	0.90	8.90
▶ SP	21	Trevor STUTZMAN	SO	16.00m	52-6	12/1/12	0.45	0.00	0.45
Team Total									9.35

54



Gwynedd-Mercy

Colonial States Athletic Conference

▼4

Event	Scrd As	Athlete	Yr	Scored Mark	Date	Pl. Pts.	Bonus	TOTAL
Scored bests come from PRE-SEASON DATA								
▶ HJ	7	Justin TURNER	SR	2.09m	6-10%	12/10/11	8	1.27
Team Total								9.27

55



Augustana (Ill.)

College Conference of Illinois & Wisconsin

▼3

Event	Scrd As	Athlete	Yr	Scored Mark	Date	Pl. Pts.	Bonus	TOTAL
Scored bests come from PRE-SEASON DATA								
▶ 60m	21	Alex RINDONE	SR	6.95	2/24/12	0.45	0.29	0.74
▶ 400m	27	Alex RINDONE	SR	49.84	2/18/12	0.15	0.08	0.23
▶ 400m	28	Greg PATTON	RS12	49.86	2/25/11	0.1	0.06	0.16
▶ Mile	10	Justin SMITH	SR	4:13.08	2/24/12	5	0.79	5.79
▶ 5000m	14	Brian POLLASTRINI	SR	14:46.97	2/3/12	1.5	0.36	1.86
▶ 4x400	20			3:20.14	2/24/12	0.05	0.23	0.28
Team Total								9.07

"Scrd As", short for "Scored As", Standing used for place points portion of performance's score combining preseason data (when applied) to current season data

Numbers in BLACK are both the performance's actual NCAA rank AND "scored as" rank Numbers in RED indicate actual NCAA rank does not exist or is worse than "scored as" rank Numbers in BLUE indicate actual NCAA rank is better than "scored as" rank

USTFCCCA Non-Member

Non-Member Schools Will NOT be ranked, beginning Week 2



USTFCCCA NCAA Division III National Team Rankings

2013 Indoor Track & Field, Week #1

as of 1/21/2013 8:51:12 PM

D denotes multiple-event rule in affect
Only those who score >0.01 pts are shown

MEN

56



Chicago

University Athletic Association

unch

Event	Scrd As	Athlete	Yr	Scored Mark	Date	Pl. Pts.	Bonus	TOTAL
Scored bests come from PRE-SEASON DATA								
5000m	7	Billy WHITMORE	SR	14:38.63	2/3/12	8	0.96	8.96
Team Total								8.96

57



Principia

St. Louis Intercollegiate Athletic Conference

unch

Event	Scrd As	Athlete	Yr	Scored Mark	Date	Pl. Pts.	Bonus	TOTAL
Scored bests come from PRE-SEASON DATA								
800m	7	Jacob MEIER	SR	1:53.61	2/25/12	8	0.86	8.86
Team Total								8.86

58



Carroll (Wis.)

Midwest Conference

▼ 4

Event	Scrd As	Athlete	Yr	Scored Mark	Date	Pl. Pts.	Bonus	TOTAL
Scored bests come from PRE-SEASON DATA								
60m	24	LJ HYLAND	SR	6.97	2/24/12	0.3	0.13	0.43
400m	8	LJ HYLAND	SR	49.15	3/10/12	7	1.09	8.09
Mile	24	Joe PLINER	SR	4:17.05	2/24/12	0.3	0.00	0.30
Team Total								8.81

59



Moravian

Landmark Conference

▲ 2

Event	Scrd As	Athlete	Yr	Scored Mark		Date	Pl. Pts.	Bonus	TOTAL
Scored bests come from CURRENT season									
▶ TJ	10	Kris JOINT	JR	14.57m	47-9%	11/30/12	5	0.52	5.52
Scored bests come from PRE-SEASON DATA									
▶ 5000m	13	Donald NOBLE	SR	14:45.61		3/2/12	2	0.46	2.46
Team Total								7.98	

60



Central (Iowa)

Iowa Intercollegiate Athletic Conference

▼ 1

Event	Scrd As	Athlete	Yr	Scored Mark	Date	Pl. Pts.	Bonus	TOTAL
Scored bests come from CURRENT season								
▶ 5000m	16	Eli HORTON	SO	14:47.11c OT 14:37.72	12/7/12	0.9	0.35	1.25
Scored bests come from PRE-SEASON DATA								
▶ 4x400	18			3:19.78	3/1/12	0.2	0.38	0.58
▶ HJ	22	Eric LARSON	SO	2.00m 6-6½	2/24/12	0.4	0.00	0.40
▶ HEPT	10	Eric LARSON	SO	4,749	3/10/12	5	0.58	5.58
▶ HEPT	28	Aaron FULLER	SR	4,432	2/24/12	0.1	0.00	0.10
Team Total								7.91

61



Monmouth (Ill.)

Midwest Conference

▲ 25

Event	Scrd As	Athlete	Yr	Scored Mark		Date	Pl. Pts.	Bonus	TOTAL
Scored bests come from CURRENT season									
▶ LJ	10	James WILSON	SO	7.15m	23-5½	1/12/13	5	0.83	5.83
▶ TJ	21	Kyle MENGARELLI	SR	14.17m	46-6	1/12/13	0.45	0.00	0.45
▶ TJ	29	Karston ANDERSON	JR	14.00m	45-11½	1/12/13	0.05	0.00	0.05
Scored bests come from PRE-SEASON DATA									
▶ 60m	27	Kiante GREEN	JR	6.98		2/24/12	0.15	0.08	0.23
▶ 4x400	17			3:19.77		3/1/12	0.3	0.38	0.68
▶ SP	20	DeAndre SMITH	SR	16.06m	52-8½	3/1/12	0.5	0.00	0.50
▶ WT	29	DeAndre SMITH	SR	16.60m	54-5½	2/18/12	0.05	0.00	0.05
Team Total									7.80

62



Penn State Behrend

Allegheny Mountain Collegiate Conference

unch

Event	Scrd As	Athlete	Yr	Scored Mark	Date	Pl. Pts.	Bonus	TOTAL	
Scored bests come from PRE-SEASON DATA									
► PV	8	Dylan BILKA	SO	4.86m	15-11½	3/2/12	7	0.63	7.63
Team Total								7.63	

"Scrd As", short for "Scored As", Standing used for place points portion of performance's score combining preseason data (when applied) to current season data

Numbers in BLACK are both the performance's actual NCAA rank AND "scored as" rank Numbers in RED indicate actual NCAA rank does not exist or is worse than "scored as" rank Numbers in BLUE indicate actual NCAA rank is better than "scored as" rank

USTFCCCA Non-Member

Non-Member Schools Will NOT be ranked, beginning Week 2



USTFCCCA NCAA Division III National Team Rankings

2013 Indoor Track & Field, Week #1

as of 1/21/2013 8:51:12 PM

D denotes multiple-event rule in affect
Only those who score >0.01 pts are shown

MEN

63



UMass Boston

Little East Conference

▼10

Event	Scrd As	Athlete	Yr	Scored Mark	Date	Pl. Pts.	Bonus	TOTAL
Scored bests come from CURRENT season								
HJ	14	Tylor HART	SO	2.03m	6-8	1/19/13	1.5	0.25 1.75
Scored bests come from PRE-SEASON DATA								
400m	19	Kebba NASSO	SO	49.55	3/2/12	0.6	0.33	0.93
H60m	11	Joshua QUINNIE	SO	8.26	12/10/11	4	0.76	4.76
Team Total								7.44

64



Connecticut College

New England Small College Athletic Conference

▼1

Event	Scrd As	Athlete	Yr	Scored Mark	Date	Pl. Pts.	Bonus	TOTAL
Scored bests come from PRE-SEASON DATA								
5000m	9	Michael LEDUC	JR	14:40.55	3/10/12	6	0.82	6.82
5000m	27	Alex MAVROVIC	SO	14:55.15	1/27/12	0.15	0.03	0.18
Team Total								7.00

65



Aurora

Northern Athletics Conference

▼

Event	Scrd As	Athlete	Yr	Scored Mark	Date	Pl. Pts.	Bonus	TOTAL
Scored bests come from CURRENT season								
LJ	9	Nick WILLIAMS	FR	7.16m	23-6	1/18/13	6	0.91 6.91
Team Total								6.91

66



St. Norbert

Midwest Conference

▼20

Event	Scrd As	Athlete	Yr	Scored Mark	Date	Pl. Pts.	Bonus	TOTAL
Scored bests come from PRE-SEASON DATA								
H60m	9	Justin JOHNSON	SO	8.25	2/24/12	6	0.83	6.83
Team Total								6.83

66



Wesley

Capital Athletic Conference

▼20

Event	Scrd As	Athlete	Yr	Scored Mark	Date	Pl. Pts.	Bonus	TOTAL
Scored bests come from PRE-SEASON DATA								
H60m	9	Matt BUNDY	JR	8.25	3/2/12	6	0.83	6.83
Team Total								6.83

68



Rose-Hulman

Heartland Collegiate Athletic Conference

▼3

Event	Scrd As	Athlete	Yr	Scored Mark	Date	Pl. Pts.	Bonus	TOTAL
Scored bests come from CURRENT season								
LJ	26	Travis STALLINGS	SR	6.96m	22-10	1/12/13	0.2	0.00 0.20
Scored bests come from PRE-SEASON DATA								
400m	30	Tyler HANNAN	SR	49.92	2/18/12	0.02	0.03	0.05
PV	9	Collin CROWSON	SR	4.85m	15-11	2/24/12	6	0.57 6.57
Team Total								6.81

69



Bethel (Minn.)

Minnesota Intercollegiate Athletic Conference

▼3

Event	Scrd As	Athlete	Yr	Scored Mark	Date	Pl. Pts.	Bonus	TOTAL
Scored bests come from PRE-SEASON DATA								
400m	32	Rob LEMAY	SR	49.94	3/1/12		0.01	0.01
800m	11	Matt SCHAFER	SR	1:54.10	2/17/12	4	0.60	4.60
4x400	11			3:19.20	2/17/12	0.9	0.71	1.61
Team Total								6.22

70



Fitchburg State

Massachusetts State Collegiate Athletic Conference

▲1

Event	Scrd As	Athlete	Yr	Scored Mark	Date	Pl. Pts.	Bonus	TOTAL
Scored bests come from PRE-SEASON DATA								
WT	10	Zachary DESROCHERS	SR	18.24m	59-10%	3/2/12	5	0.49 5.49
Team Total								5.49

"Scrd As", short for "Scored As", Standing used for place points portion of performance's score combining preseason data (when applied) to current season data

Numbers in BLACK are both the performance's actual NCAA rank AND "scored as" rank Numbers in RED indicate actual NCAA rank does not exist or is worse than "scored as" rank Numbers in BLUE indicate actual NCAA rank is better than "scored as" rank

USTFCCCA Non-Member

Non-Member Schools Will NOT be ranked, beginning Week 2



USTFCCCA NCAA Division III National Team Rankings

2013 Indoor Track & Field, Week #1

as of 1/21/2013 8:51:13 PM

D denotes multiple-event rule in affect
Only those who score >0.01 pts are shown

MEN

71



John Carroll

Ohio Athletic Conference

▼13

Event	Scrd As	Athlete	Yr	Scored Mark	Date	Pl. Pts.	Bonus	TOTAL
Scored bests come from PRE-SEASON DATA								
▶ LJ	12	Mike MINJOCK	SR	7.10m	23-3½	3/3/12	3 0.46	3.46
▶ HEPT	14	Cory BIRO	JR	4,637		3/3/12	1.5 0.19	1.69
Team Total								5.15

72



Farmingdale State

New Jersey Athletic Conference

▼4

Event	Scrd As	Athlete	Yr	Scored Mark	Date	Pl. Pts.	Bonus	TOTAL
Scored bests come from CURRENT season								
▶ PV	22	Joseph VERDERBER	JR	4.65m	15-3	1/18/13	0.4 0.00	0.40
Scored bests come from PRE-SEASON DATA								
▶ LJ	19	Alix LAMARRE	SR	7.02m	23-½	12/8/11	0.6 0.13	0.73
▶ WT	12	Edward BROWN	SR	18.09m	59-4¼	2/24/12	3 0.36	3.36
▶ WT	23	Mike JANG	SR	17.10m	56-1¼	2/11/12	0.35 0.00	0.35
▶ WT	27	Ieshawn JOHNSON	SO	16.63m	54-6¾	2/11/12	0.15 0.00	0.15
Team Total								4.99

73



Concordia Chicago

Northern Athletics Conference

▼13

Event	Scrd As	Athlete	Yr	Scored Mark	Date	Pl. Pts.	Bonus	TOTAL
Scored bests come from PRE-SEASON DATA								
▶ 60m	31	Merrell DAVIS	SR	6.99		2/25/12	0.04	0.04
▶ LJ	11	Merrell DAVIS	SR	7.14m	23-5¼	2/25/12	4 0.75	4.75
Team Total								4.79

74



CCNY

City University of New York Athletic Conference

▼5

Event	Scrd As	Athlete	Yr	Scored Mark	Date	Pl. Pts.	Bonus	TOTAL
Scored bests come from PRE-SEASON DATA								
▶ 400m	11	Paul DEDEWO	SR	49.30		3/2/12	4 0.79	4.79
Team Total								4.79

75



TCNJ

New Jersey Athletic Conference

▼5

Event	Scrd As	Athlete	Yr	Scored Mark	Date	Pl. Pts.	Bonus	TOTAL
Scored bests come from CURRENT season								
▶ TJ	13	Steve D'AIUTOLO	SR	14.40m	47-3	1/19/13	2 0.29	2.29
Scored bests come from PRE-SEASON DATA								
▶ DMR	15			10:06.96		3/2/12	0.5 0.33	0.83
▶ PV	15	Julio ALORRO	SR	4.75m	15-7	2/24/12	1 0.14	1.14
Team Total								4.27

76



Williams

New England Small College Athletic Conference

▼1

Event	Scrd As	Athlete	Yr	Scored Mark	Date	Pl. Pts.	Bonus	TOTAL
Scored bests come from PRE-SEASON DATA								
▶ H60m	19	Jabulani BLYDEN	SR	8.36		2/17/12	0.6 0.22	0.82
▶ 4x400	9			3:18.85		2/24/12	2 0.92	2.92
▶ HEPT	27	Chris FOGLER	SR	4,441		2/4/12	0.15 0.00	0.15
Team Total								3.89

77



SUNY Cortland

State University of New York Athletic Conference

▼3

Event	Scrd As	Athlete	Yr	Scored Mark	Date	Pl. Pts.	Bonus	TOTAL
Scored bests come from CURRENT season								
▶ PV	20	Connor TEN EYCK	SO	4.70m	15-5	12/8/12	0.5 0.00	0.50
▶ TJ	14	PJ FLYNN	JR	14.33m	47-¼	12/1/12	1.5 0.20	1.70
Scored bests come from PRE-SEASON DATA								
▶ 400m	26	Eric BANKS	SR	49.82		2/26/12	0.2 0.09	0.29
▶ Mile	29	Cody AMENGUAL	JR	4:17.69		3/2/12	0.05 0.00	0.05
▶ 4x400	13			3:19.35		3/2/12	0.7 0.63	1.33
Team Total								3.86

"Scrd As", short for "Scored As", Standing used for place points portion of performance's score combining preseason data (when applied) to current season data

Numbers in BLACK are both the performance's actual NCAA rank AND "scored as" rank Numbers in RED indicate actual NCAA rank does not exist or is worse than "scored as" rank Numbers in BLUE indicate actual NCAA rank is better than "scored as" rank

USTFCCCA Non-Member

Non-Member Schools Will NOT be ranked, beginning Week 2



USTFCCCA NCAA Division III National Team Rankings

2013 Indoor Track & Field, Week #1

as of 1/21/2013 8:51:13 PM

D denotes multiple-event rule in affect
Only those who score >0.01 pts are shown

MEN

78



NYU

University Athletic Association

▼11

Event	Scrd As	Athlete	Yr	Scored Mark	Date	Pl. Pts.	Bonus	TOTAL
Scored bests come from PRE-SEASON DATA								
▶ 60m	13	Jonathan SIMON	SO	6.92	2/18/12	2	0.59	2.59
▶ 400m	24	Dan MCKINNEY	SR	49.72	2/25/12	0.3	0.16	0.46
▶ 800m	28	James PATTERSON	SR	1:55.34	2/10/12	0.1	0.08	0.18
▶ DMR	17			10:08.03	3/2/12	0.3	0.23	0.53
Team Total								3.75

79



Elizabethtown

Middle Atlantic Conferences

▼ 2

Event	Scrd As	Athlete	Yr	Scored Mark	Date	Pl. Pts.	Bonus	TOTAL
Scored bests come from PRE-SEASON DATA								
▶ 800m	14	Matt REVER	JR	1:54.48	2/11/12	1.5	0.39	1.89
▶ DMR	10			10:04.92	3/2/12	1	0.65	1.65
Team Total								3.54

80



Carleton

Minnesota Intercollegiate Athletic Conference

▼ 2

Event	Scrd As	Athlete	Yr	Scored Mark	Date	Pl. Pts.	Bonus	TOTAL
Scored bests come from PRE-SEASON DATA								
▶ 800m	12	Noah LAACK-VEEDER	SO	1:54.32	3/1/12	3	0.48	3.48
Team Total								3.48

81



Buffalo State

State University of New York Athletic Conference

▼ 9

Event	Scrd As	Athlete	Yr	Scored Mark		Date	Pl. Pts.	Bonus	TOTAL
Scored bests come from CURRENT season									
▶ LJ	26	Shaun WINTER	JR	6.96m	22-10	12/7/12	0.2	0.00	0.20
Scored bests come from PRE-SEASON DATA									
▶ 400m	14	James CAMPBELL	JR	49.38		1/27/12	1.5	0.63	2.13
▶ 800m	30	Alex NGABO	SO	1:55.48		2/26/12	0.02	0.04	0.06
▶ H60m	21	Chris RONES	JR	8.38		2/17/12	0.45	0.15	0.60
Team Total									3.00

82



Springfield (Mass.)

New England Women's & Men's Athletic Conferen

▲10

Event	Scrd As	Athlete	Yr	Scored Mark		Date	Pl. Pts.	Bonus	TOTAL
Scored bests come from CURRENT season									
▶ WT	13	John DAYTON	JR	18.06m	59-3	1/19/13	2	0.33	2.33
Scored bests come from PRE-SEASON DATA									
▶ 5000m	26	Ryan O'CONNELL	SR	14:55.08		3/2/12	0.2	0.03	0.23
Team Total									2.57

83



SUNY Geneseo

State University of New York Athletic Conference

▼ 2

Event	Scrd As	Athlete	Yr	Scored Mark	Date	Pl. Pts.	Bonus	TOTAL
Scored bests come from PRE-SEASON DATA								
▶ 800m	18	Chris CARTER	SR	1:54.69	2/10/12	0.7	0.28	0.98
▶ Mile	22	Alex BRIMSTEIN	SR	4:16.17	1/27/12	0.4	0.05	0.45
▶ DMR	16			10:07.04	3/2/12	0.4	0.32	0.72
▶ LJ	26	Nwana OKAFOR	SR	6.96m	22-10 1/14/12	0.2	0.00	0.20
Team Total								2.35

84



Hamline

Minnesota Intercollegiate Athletic Conference

▼ 5

Event	Scrd As	Athlete	Yr	Scored Mark		Date	Pl. Pts.	Bonus	TOTAL
Scored bests come from PRE-SEASON DATA									
▶ PV	13	Shaise SCHUETTE	SR	4.79m	15-8½	1/21/12	2	0.27	2.27
Team Total									2.27

85



Widener

Middle Atlantic Conferences

▼ 5

Event	Scrd As	Athlete	Yr	Scored Mark		Date	Pl. Pts.	Bonus	TOTAL
Scored bests come from CURRENT season									
▶ WT	14	Eric SOLOMON	JR	18.02m	59-1½	12/15/12	1.5	0.30	1.80
Scored bests come from PRE-SEASON DATA									
▶ 60m	31	Gavin COLLEY	SO	6.99		2/24/12		0.04	0.04
▶ DMR	20			10:10.93		2/3/12	0.05	0.01	0.06
▶ SP	24	Mike RECLA	SO	15.80m	51-10	1/28/12	0.3	0.00	0.30
Team Total									2.20

"Scrd As", short for "Scored As", Standing used for place points portion of performance's score combining preseason data (when applied) to current season data

Numbers in BLACK are both the performance's actual NCAA rank AND "scored as" rank Numbers in RED indicate actual NCAA rank does not exist or is worse than "scored as" rank Numbers in BLUE indicate actual NCAA rank is better than "scored as" rank

USTFCCCA Non-Member

Non-Member Schools Will NOT be ranked, beginning Week 2



USTFCCCA NCAA Division III National Team Rankings

2013 Indoor Track & Field, Week #1

as of 1/21/2013 8:51:14 PM

D denotes multiple-event rule in affect
Only those who score >0.01 pts are shown

MEN

86



Rowan

New Jersey Athletic Conference

▲ 3

Event	Scrd As	Athlete	Yr	Scored Mark	Date	Pl. Pts.	Bonus	TOTAL
Scored bests come from PRE-SEASON DATA								
400m	23	Demetrius ROOKS	SR	49.71	2/24/12	0.35	0.16	0.51
4x400	11			3:19.20	3/10/12	0.9	0.71	1.61
Team Total								2.13

87



La Verne

Southern California Intercollegiate Athletic Conference

▼ 5

Event	Scrd As	Athlete	Yr	Scored Mark	Date	Pl. Pts.	Bonus	TOTAL
Scored bests come from PRE-SEASON DATA								
LJ	17	Paul TURNER	SR	7.04m	2/4/12	0.8	0.21	1.01
TJ	17	Paul TURNER	SR	14.30m	2/4/12	0.8	0.15	0.95
Team Total								1.96

88



RPI

Liberty League

▼ 3

Event	Scrd As	Athlete	Yr	Scored Mark	Date	Pl. Pts.	Bonus	TOTAL
Scored bests come from PRE-SEASON DATA								
H60m	31	David KASTNER	SR	8.41	2/4/12		0.05	0.05
HJ	14	Stephen SILBER	JR	2.03m	2/24/12	1.5	0.25	1.75
Team Total								1.80

89



Emory

University Athletic Association

▼ 1

Event	Scrd As	Athlete	Yr	Scored Mark	Date	Pl. Pts.	Bonus	TOTAL
Scored bests come from PRE-SEASON DATA								
HJ	14	Scott GREATHOUSE	JR	2.03m	2/25/12	1.5	0.25	1.75
Team Total								1.75

90



Worcester State

Massachusetts State Collegiate Athletic Conference

unch

Event	Scrd As	Athlete	Yr	Scored Mark	Date	Pl. Pts.	Bonus	TOTAL
Scored bests come from CURRENT season								
60m	17	Terrence GIBSON	SO	6.94	12/1/12	0.8	0.38	1.18
HJ	22	David GERMAIN	SO	2.00m	12/8/12	0.4	0.00	0.40
Team Total								1.58

91



Rutgers-Camden

New Jersey Athletic Conference

unch

Event	Scrd As	Athlete	Yr	Scored Mark	Date	Pl. Pts.	Bonus	TOTAL
Scored bests come from PRE-SEASON DATA								
400m	15	Matthew CURTIS	JR	49.46	3/2/12	1	0.48	1.48
Team Total								1.48

92



Wesleyan (Conn.)

New England Small College Athletic Conference

▼ 9

Event	Scrd As	Athlete	Yr	Scored Mark	Date	Pl. Pts.	Bonus	TOTAL
Scored bests come from PRE-SEASON DATA								
60m	15	LaDarius DREW	SO	6.93	2/24/12	1	0.46	1.46
Team Total								1.46

93



Anderson (Ind.)

Heartland Collegiate Athletic Conference

▲ 2

Event	Scrd As	Athlete	Yr	Scored Mark	Date	Pl. Pts.	Bonus	TOTAL
Scored bests come from CURRENT season								
H60m	31	Max KITTLE	SO	8.41	1/19/13		0.05	0.05
Scored bests come from PRE-SEASON DATA								
60m	17	Tony JOHNSON	JR	6.94	2/25/12	0.8	0.38	1.18
Team Total								1.23

94



Virginia Wesleyan

Old Dominion Athletic Conference

▲ 1

Event	Scrd As	Athlete	Yr	Scored Mark	Date	Pl. Pts.	Bonus	TOTAL
Scored bests come from PRE-SEASON DATA								
60m	17	Randy LOTT	JR	6.94	2/24/12	0.8	0.38	1.18
Team Total								1.18

"Scrd As", short for "Scored As", Standing used for place points portion of performance's score combining preseason data (when applied) to current season data

Numbers in BLACK are both the performance's actual NCAA rank AND "scored as" rank Numbers in RED indicate actual NCAA rank does not exist or is worse than "scored as" rank Numbers in BLUE indicate actual NCAA rank is better than "scored as" rank

USTFCCCA Non-Member

Non-Member Schools Will NOT be ranked, beginning Week 2



USTFCCCA NCAA Division III National Team Rankings

2013 Indoor Track & Field, Week #1

as of 1/21/2013 8:51:14 PM

D denotes multiple-event rule in affect
Only those who score >0.01 pts are shown

MEN

95



Wilmington (Ohio)

Ohio Athletic Conference

▼ 19

Event	Scrd As	Athlete	Yr	Scored Mark	Date	Pl. Pts.	Bonus	TOTAL
Scored bests come from PRE-SEASON DATA								
► SP	15	Mason METTS	SR	16.33m	53-7	2/18/12	1	0.16 1.16
Team Total								1.16

96



SUNY Plattsburgh

State University of New York Athletic Conference

▲ 2

Event	Scrd As	Athlete	Yr	Scored Mark	Date	Pl. Pts.	Bonus	TOTAL
Scored bests come from PRE-SEASON DATA								
► HEPT	15	Ben DEPO	SR	4,622		2/4/12	1	0.14 1.14
Team Total								1.14

97



St. Lawrence

Liberty League

unch

Event	Scrd As	Athlete	Yr	Scored Mark	Date	Pl. Pts.	Bonus	TOTAL
Scored bests come from CURRENT season								
► H60m	33	Jacob FREDERICKS	JR	8.42		1/19/13		0.01 0.01
Scored bests come from PRE-SEASON DATA								
► TJ	16	Jamal SAMAROO	SO	14.32m	46-11½	3/2/12	0.9	0.18 1.08
Team Total								1.10

98



Illinois Wesleyan

College Conference of Illinois & Wisconsin

▲ 9

Event	Scrd As	Athlete	Yr	Scored Mark	Date	Pl. Pts.	Bonus	TOTAL
Scored bests come from CURRENT season								
► 60m	24	Ryan DARCY	SO	6.97		1/5/13	0.3	0.13 0.43
Scored bests come from PRE-SEASON DATA								
► 800m	22	Aaron SMITH	JR	1:55.17		2/3/12	0.4	0.12 0.52
► TJ	28	Joey PACIONE	JR	14.02m	46-0	2/24/12	0.1	0.00 0.10
Team Total								1.05

99



Capital

Ohio Athletic Conference

▼ 6

Event	Scrd As	Athlete	Yr	Scored Mark	Date	Pl. Pts.	Bonus	TOTAL
Scored bests come from PRE-SEASON DATA								
► LJ	17	Joshua WOODS	SR	7.04m	23-1¼	2/24/12	0.8	0.21 1.01
Team Total								1.01

100



SUNY Fredonia

State University of New York Athletic Conference

▼ 1

Event	Scrd As	Athlete	Yr	Scored Mark	Date	Pl. Pts.	Bonus	TOTAL
Scored bests come from PRE-SEASON DATA								
► PV	22	Cody DAHLEIDEN	SR	4.65m	15-3	2/11/12	0.4	0.00 0.40
► TJ	20	Andrew CHARSKY	SR	14.25m	46-9	2/26/12	0.5	0.09 0.59
Team Total								0.99

101



Carnegie Mellon

University Athletic Association

▲ 2

Event	Scrd As	Athlete	Yr	Scored Mark	Date	Pl. Pts.	Bonus	TOTAL
Scored bests come from CURRENT season								
► HJ	22	Michael MCDERMOTT	SO	2.00m	6-6½	1/19/13	0.4	0.00 0.40
Scored bests come from PRE-SEASON DATA								
► 800m	28	Thomas VANDENBERG	SO	1:55.34		2/18/12	0.1	0.08 0.18
► SP	23	Zachary ERRA-HERNANDEZ	JR	15.87m	52-1	2/25/12	0.35	0.00 0.35
Team Total								0.93

102



UW-Superior

Wisconsin Intercollegiate Athletic Conference

▲ 11

Event	Scrd As	Athlete	Yr	Scored Mark	Date	Pl. Pts.	Bonus	TOTAL
Scored bests come from CURRENT season								
► WT	16	Nils HANSEN	SR	17.55m	57-7	1/18/13	0.9	0.00 0.90
Team Total								0.90

"Scrd As", short for "Scored As", Standing used for place points portion of performance's score combining preseason data (when applied) to current season data

Numbers in BLACK are both the performance's actual NCAA rank AND "scored as" rank Numbers in RED indicate actual NCAA rank does not exist or is worse than "scored as" rank Numbers in BLUE indicate actual NCAA rank is better than "scored as" rank

USTFCCCA Non-Member

Non-Member Schools Will NOT be ranked, beginning Week 2



USTFCCCA NCAA Division III National Team Rankings

2013 Indoor Track & Field, Week #1

as of 1/21/2013 8:51:15 PM

D denotes multiple-event rule in affect
Only those who score >0.01 pts are shown

MEN

103



Muskingum

Ohio Athletic Conference

▼ 2

Event	Scrd As	Athlete	Yr	Scored Mark	Date	Pl. Pts.	Bonus	TOTAL
Scored bests come from PRE-SEASON DATA								
▶ PV	17	Chase ADDY	SR	4.73m	2/24/12	0.8	0.08	0.88
Team Total								0.88

104



Lynchburg

Old Dominion Athletic Conference

▼ 10

Event	Scrd As	Athlete	Yr	Scored Mark	Date	Pl. Pts.	Bonus	TOTAL
Scored bests come from PRE-SEASON DATA								
▶ H60m	23	Rachad DAVIS	JR	8.39	2/4/12	0.35	0.12	0.47
▶ HJ	22	Jared BLOOMQUIST	SO	2.00m	2/24/12	0.4	0.00	0.40
Team Total								0.87

105



Ohio Northern

Ohio Athletic Conference

▲ 9

Event	Scrd As	Athlete	Yr	Scored Mark	Date	Pl. Pts.	Bonus	TOTAL
Scored bests come from CURRENT season								
▶ LJ	22	Josh COLBERT	JR	7.00m	1/18/13	0.4	0.04	0.44
Scored bests come from PRE-SEASON DATA								
▶ DMR	18			10:08.55	2/3/12	0.2	0.19	0.39
Team Total								0.84

106



Nazareth

Empire 8 Athletic Conference

▼ 2

Event	Scrd As	Athlete	Yr	Scored Mark	Date	Pl. Pts.	Bonus	TOTAL
Scored bests come from CURRENT season								
▶ TJ	19	Khiary GAYLE	FR	14.26m	12/1/12	0.6	0.10	0.70
Team Total								0.70

107



Case Western Reserve

University Athletic Association

▼ 1

Event	Scrd As	Athlete	Yr	Scored Mark	Date	Pl. Pts.	Bonus	TOTAL
Scored bests come from PRE-SEASON DATA								
▶ HEPT	18	Michael COHARA	SR	4,523	12/10/11	0.7	0.00	0.70
Team Total								0.70

108



Ripon

Midwest Conference

▲ 1

Event	Scrd As	Athlete	Yr	Scored Mark	Date	Pl. Pts.	Bonus	TOTAL
Scored bests come from PRE-SEASON DATA								
▶ 800m	21	Cory ZIMMERMAN	SR	1:54.79	3/3/12	0.45	0.23	0.68
Team Total								0.68

109



Susquehanna

Landmark Conference

▼ 1

Event	Scrd As	Athlete	Yr	Scored Mark	Date	Pl. Pts.	Bonus	TOTAL
Scored bests come from CURRENT season								
▶ 60m	22	Kwane HAYLE	FR	6.96	1/18/13	0.4	0.21	0.61
Team Total								0.61

110



Franklin & Marshall

Centennial Conference

▼ 10

Event	Scrd As	Athlete	Yr	Scored Mark	Date	Pl. Pts.	Bonus	TOTAL
Scored bests come from PRE-SEASON DATA								
▶ H60m	21	Nils MICHAELIS	SR	8.38	12/2/11	0.45	0.15	0.60
Team Total								0.60

111



Benedictine (Ill.)

Northern Athletics Conference

▲ 19

Event	Scrd As	Athlete	Yr	Scored Mark	Date	Pl. Pts.	Bonus	TOTAL
Scored bests come from CURRENT season								
▶ HJ	20	Billy SIPEK	SO	2.01m	1/18/13	0.5	0.00	0.50
Team Total								0.50

111



Mount St. Joseph

Heartland Collegiate Athletic Conference

▲ 22

Event	Scrd As	Athlete	Yr	Scored Mark	Date	Pl. Pts.	Bonus	TOTAL
Scored bests come from CURRENT season								
▶ HJ	20	Ray CLAYTOR	JR	2.01m	1/19/13	0.5	0.00	0.50
Team Total								0.50

"Scrd As", short for "Scored As", Standing used for place points portion of performance's score combining preseason data (when applied) to current season data

Numbers in BLACK are both the performance's actual NCAA rank AND "scored as" rank Numbers in RED indicate actual NCAA rank does not exist or is worse than "scored as" rank Numbers in BLUE indicate actual NCAA rank is better than "scored as" rank

USTFCCCA Non-Member

Non-Member Schools Will NOT be ranked, beginning Week 2



USTFCCCA NCAA Division III National Team Rankings

2013 Indoor Track & Field, Week #1

as of 1/21/2013 8:51:16 PM

D denotes multiple-event rule in affect
Only those who score >0.01 pts are shown

MEN

113  **Coe** ▼ 8
Iowa Intercollegiate Athletic Conference

Event	Scrd As	Athlete	Yr	Scored Mark	Date	Pl. Pts.	Bonus	TOTAL
Scored bests come from PRE-SEASON DATA								
H60m	23	Jared KUEHNER	SR	8.39	2/24/12	0.35	0.12	0.47
Team Total								0.47

114  **Keene State** ▼ 4
Little East Conference

Event	Scrd As	Athlete	Yr	Scored Mark	Date	Pl. Pts.	Bonus	TOTAL	
Scored bests come from PRE-SEASON DATA									
► HJ	22	Michael PIANKA	SO	2.00m	6-6½	12/3/11	0.4	0.00	0.40
Team Total								0.40	

114  **SUNY Cobleskill** ▼ 4
North Eastern Athletic Conference

Event	Scrd As	Athlete	Yr	Scored Mark	Date	Pl. Pts.	Bonus	TOTAL	
Scored bests come from CURRENT season									
► HJ	22	Keilan MCMILLAN-MOSS	FR	2.00m	6-6½	12/8/12	0.4	0.00	0.40
Team Total								0.40	

116  **WPI** ▼ 14
New England Women's & Men's Athletic Conferen

Event	Scrd As	Athlete	Yr	Scored Mark		Date	Pl. Pts.	Bonus	TOTAL
Scored bests come from CURRENT season									
▶ LJ	23	Wesley DECHRISTOFARO	JR	6.99m	22-11½	12/1/12	0.35	0.00	0.35
Scored bests come from PRE-SEASON DATA									
▶ 4x400	23			3:20.79		2/10/12	0	0.05	0.05
Team Total									0.40

117  **UMass Dartmouth** ▼ 5
Little East Conference

Event	Scrd As	Athlete	Yr	Scored Mark	Date	Pl. Pts.	Bonus	TOTAL	
Scored bests come from PRE-SEASON DATA									
► TJ	24	Aaron AMADO	SO	14.06m	46-1½	2/11/12	0.3	0.00	0.30
Team Total								0.30	

118  **Washington (Mo.)** ▼ 1
University Athletic Association

Event	Scrd As	Athlete	Yr	Scored Mark	Date	Pl. Pts.	Bonus	TOTAL
Scored bests come from PRE-SEASON DATA								
5000m	25	Kevin SPARKS	JR	14:55.03	2/25/12	0.25	0.03	0.28
Team Total								0.28

119  **Alvernia** ▲ 14
Middle Atlantic Conferences

Event	Scrd As	Athlete	Yr	Scored Mark	Date	Pl. Pts.	Bonus	TOTAL	
Scored bests come from CURRENT season									
▶ WT	25	Josh STREETER	SO	16.73m	54-10%	1/11/13	0.25	0.00	0.25
Team Total								0.25	

120  **DePauw** ▼ 4
North Coast Athletic Conference

Event	Scrd As	Athlete	Yr	Scored Mark	Date	Pl. Pts.	Bonus	TOTAL
Scored bests come from PRE-SEASON DATA								
HEPT	26	Jack LEIBOVITZ	SO	4,454	2/25/12	0.2	0.00	0.20
Team Total								0.20

121  **Hood** ▼ 6
Middle Atlantic Conferences

Event	Scrd As	Athlete	Yr	Scored Mark	Date	Pl. Pts.	Bonus	TOTAL
Scored bests come from PRE-SEASON DATA								
H60m	29	Nicolas ALDANA	JR	8.40	1/28/12	0.05	0.08	0.13
Team Total								0.13

122  **Trine** ▲ 3
Michigan Intercollegiate Athletic Association

Event	Scrd As	Athlete	Yr	Scored Mark		Date	Pl. Pts.	Bonus	TOTAL
Scored bests come from CURRENT season									
▶ SP	28	Dustin STUTZMAN	SR	15.70m	51-6½	1/18/13	0.1	0.00	0.10
Team Total								0.10	

"Scrd As", short for "Scored As", Standing used for place points portion of performance's score combining preseason data (when applied) to current season data

Numbers in BLACK are both the performance's actual NCAA rank AND "scored as" rank Numbers in RED indicate actual NCAA rank does not exist or is worse than "scored as" rank Numbers in BLUE indicate actual NCAA rank is better than "scored as" rank

USTFCCCA Non-Member

Non-Member Schools Will NOT be ranked, beginning Week 2



USTFCCCA NCAA Division III National Team Rankings

2013 Indoor Track & Field, Week #1

as of 1/21/2013 8:51:16 PM

D denotes multiple-event rule in affect
Only those who score >0.01 pts are shown

MEN

123



Edgewood

Northern Athletics Conference

▲ 4

Event	Scrd As	Athlete	Yr	Scored Mark	Date	Pl. Pts.	Bonus	TOTAL
-------	---------	---------	----	-------------	------	----------	-------	-------

Scored bests come from PRE-SEASON DATA

▶ 5000m	29	Josh WILLIAMS	JR	14:56.86	1/20/12	0.05	0.00	0.05
---------	----	---------------	----	----------	---------	------	------	------

Team Total 0.05

124



Lehman

City University of New York Athletic Conference

▼ 2

Event	Scrd As	Athlete	Yr	Scored Mark	Date	Pl. Pts.	Bonus	TOTAL
-------	---------	---------	----	-------------	------	----------	-------	-------

Scored bests come from PRE-SEASON DATA

▶ 60m	31	Jovannie GARDNER	SR	6.99	2/26/12	0.04	0.00	0.04
-------	----	------------------	----	------	---------	------	------	------

Team Total 0.04

124



Utica

Empire 8 Athletic Conference

▼ 2

Event	Scrd As	Athlete	Yr	Scored Mark	Date	Pl. Pts.	Bonus	TOTAL
-------	---------	---------	----	-------------	------	----------	-------	-------

Scored bests come from PRE-SEASON DATA

▶ 60m	31	Sylvester OWUSU	SR	6.99	2/4/12	0.04	0.00	0.04
-------	----	-----------------	----	------	--------	------	------	------

Team Total 0.04

124



Wheaton (Mass.)

New England Women's & Men's Athletic Conferen

▼ 2

Event	Scrd As	Athlete	Yr	Scored Mark	Date	Pl. Pts.	Bonus	TOTAL
-------	---------	---------	----	-------------	------	----------	-------	-------

Scored bests come from CURRENT season

▶ 60m	31	Olufunsho OLAGUNDOYE	JR	6.99c 6.50(55)	1/5/13	0.04	0.00	0.04
-------	----	----------------------	----	----------------	--------	------	------	------

Team Total 0.04

127



Brandeis

University Athletic Association

▲ 6

Event	Scrd As	Athlete	Yr	Scored Mark	Date	Pl. Pts.	Bonus	TOTAL
-------	---------	---------	----	-------------	------	----------	-------	-------

Scored bests come from CURRENT season

▶ Mile	30	Alex KRAMER	SR	4:17.74	1/13/13	0.02	0.00	0.02
--------	----	-------------	----	---------	---------	------	------	------

Team Total 0.02

127



Otterbein

Ohio Athletic Conference

unch

Event	Scrd As	Athlete	Yr	Scored Mark	Date	Pl. Pts.	Bonus	TOTAL
-------	---------	---------	----	-------------	------	----------	-------	-------

Scored bests come from PRE-SEASON DATA

▶ PV	30	Aaric MILLIGAN	JR	4.63m 15-2½	2/24/12	0.02	0.00	0.02
------	----	----------------	----	-------------	---------	------	------	------

Team Total 0.02

"Scrd As", short for "Scored As", Standing used for place points portion of performance's score combining preseason data (when applied) to current season data

Numbers in BLACK are both the performance's actual NCAA rank AND "scored as" rank Numbers in RED indicate actual NCAA rank does not exist or is worse than "scored as" rank Numbers in BLUE indicate actual NCAA rank is better than "scored as" rank

USTFCCCA Non-Member

Non-Member Schools Will NOT be ranked, beginning Week 2




USTFCCCA NCAA Division III National Team Rankings


2013 Indoor Track & Field, Week #1


as of 1/21/2013 8:51:17 PM


D denotes multiple-event rule in affect
Only those who score >0.01 pts are shown

WOMEN

I				Wartburg		unch					
						Iowa Intercollegiate Athletic Conference					
Event	Scrd As	Athlete	Yr	Scored Mark	Date	Pl. Pts.	Bonus	TOTAL			
Scored bests come from CURRENT season											
▶ TJ	11	Monique DAVISSON	SR	11.51m	37-9%	1/11/13	4	0.34	4.34		
▶ SP	10	Kayla HEMANN	SO	13.55m	44-5½	1/18/13	5	0.58	5.58		
▶ WT	22	Kayla HEMANN	SO	15.74m	51-7%	1/18/13	0.4	0.00	0.40		
Scored bests come from PRE-SEASON DATA											
▶ 60m	3	Briana BIVINS	SO	7.64		3/10/12	16	1.91	17.91		
▶ 400m	3	Kendra KREGEL	SR	56.96		3/10/12	16	1.91	17.91		
▶ 5000m	3	Alana ENABNIT	SO	17:12.98		3/10/12	16	1.90	17.90		
▶ H60m	2	Camesha GOODS	JR	8.61		3/10/12	18	2.89	20.89		
▶ H60m	9	Tashina MCALLISTER	JR	8.85		3/10/12	6	0.95	6.95		
▶ H60m	24	Sarah BORAAS	JR	9.11		3/1/12	0.3	0.00	0.30		
▶ 4x400	1			3:45.66		3/10/12	20	4.72	24.72		
▶ DMR	3			11:49.48		3/10/12	14	2.20	16.20		
▶ LJ	19	Camesha GOODS	JR	5.47m	17-11½	2/24/12	0.6	0.02	0.62		
▶ SP	5	Britlyn SIECK	SR	14.14m	46-4%	2/11/12	12	1.76	13.76		
▶ PENT	3	Camesha GOODS	JR	3,393		2/24/12	16	3.01	19.01		
Team Total								166.51			

2		 UW-Oshkosh		unch							
		Wisconsin Intercollegiate Athletic Conference									
Event	Scrd As	Athlete	Yr	Scored Mark		Date	Pl. Pts.	Bonus	TOTAL		
Scored bests come from CURRENT season											
▶ LJ	29	Veijahn KNIGHT	FR	5.41m	17-9	1/12/13	0.05	0.00	0.05		
▶ SP	1	Breanna STRUPP	SR	15.18m	49-9%	1/18/13	20	5.20	25.20		
▶ SP	25	Melanie BRICKNER	SO	12.90m	42-4	1/12/13	0.25	0.00	0.25		
Scored bests come from PRE-SEASON DATA											
▶ 800m	1	Christy CAZZOLA	SR	2:09.80		2/10/12	20	3.21	23.21		
▶ Mile	1	Christy CAZZOLA	SR	4:51.99		3/10/12	20	3.17	23.17		
▶ 5000m	9	Christy CAZZOLA	SR	17:28.00		1/20/12	D	6	0.78	2.78	
▶ DMR	4			11:50.22		3/1/12	11	2.07	13.07		
▶ TJ	28	Claire POHLMAN	JR	11.22m	36-9%	2/24/12	0.1	0.00	0.10		
▶ SP	3	Abby MARTIN	JR	14.26m	46-9%	3/2/12	16	2.16	18.16		
▶ WT	2	Samantha LOEW	SR	18.27m	59-11%	3/3/12	18	3.37	21.37		
▶ WT	4	Breanna STRUPP	SR	17.89m	58-8%	3/10/12	14	2.42	16.42		
▶ WT	10	Melanie BRICKNER	SO	16.85m	55-3%	3/3/12	5	0.63	5.63		
▶ WT	20	Abby MARTIN	JR	15.84m	51-11%	3/2/12	0.5	0.00	0.50		
Team Total									149.90		

3		 Williams		unch							
New England Small College Athletic Conference											
Event	Scrd As	Athlete	Yr	Scored Mark		Date	Pl. Pts.	Bonus	TOTAL		
Scored bests come from CURRENT season											
▶ HJ	19	Julie PASCHAL	SR	1.65m	5-5	1/12/13	0.6	0.00	0.60		
▶ TJ	13	Brooke JOHNSON	SR	11.47m	37-7%	1/18/13	2	0.28	2.28		
Scored bests come from PRE-SEASON DATA											
▶ Mile	11	Brianne MIRECKI	JR	4:59.13		2/10/12	4	0.85	4.85		
▶ 5000m	2	Chiara DEL PICCOLO	JR	16:57.98		12/3/11	18	3.17	21.17		
▶ H60m	10	Tanasia HOFFLER	SR	8.86		2/24/12	5	0.89	5.89		
▶ 4x400	13			3:56.15		3/10/12	0.7	0.35	1.05		
▶ DMR	20			12:11.70		3/2/12	0.05	0.00	0.05		
▶ PV	7	Jenna ADAMS	JR	3.68m	12-¾	2/4/12	8	0.98	8.98		
▶ LJ	7	Tanasia HOFFLER	SR	5.62m	18-5½	3/2/12	8	0.90	8.90		
▶ TJ	3	Tanasia HOFFLER	SR	12.49m	40-11½	3/10/12	16	3.44	19.44		
▶ WT	3	Amina AVRIL	JR	18.08m	59-4	3/10/12	16	2.89	18.89		
Team Total								92.10			

4		 Illinois Wesleyan		1				
		College Conference of Illinois & Wisconsin						
Event	Scrd As	Athlete	Yr	Scored Mark	Date	Pl. Pts.	Bonus	TOTAL
Scored bests come from CURRENT season								
▶ 800m	2	Tara CLEMENS	FR	2:10.48	1/12/13	18	2.77	20.77
▶ Mile	13	Tara CLEMENS	FR	4:59.69	1/5/13	2	0.70	2.70
Scored bests come from PRE-SEASON DATA								
▶ 400m	2	Lauren ROCK	SR	56.32	3/1/12	18	3.01	21.01
▶ 400m	24	Allie BOUDREAU	SO	58.81	1/21/12	0.3	0.00	0.30
▶ 400m	30	Jenna LOYNACHAN	SR	59.12	2/24/12	0.02	0.00	0.02
▶ 4x400	2			3:46.52	3/10/12	17	4.32	21.32
▶ PV	4	Meridith BEIRD	SO	3.74m	12-3½ 3/1/12	14	1.56	15.56
▶ PENT	9	Allie BOUDREAU	SO	3,174	2/24/12	6	0.44	6.44
Team Total								88.11

"Scrd As", short for "Scored As", Standing used for place points portion of performance's score combining preseason data (when applied) to current season data

Numbers in BLACK are both the performance's actual NCAA rank AND "scored as" rank Numbers in RED indicate actual NCAA rank does not exist or is worse than "scored as" rank Numbers in BLUE indicate actual NCAA rank is better than "scored as" rank

USTFCCCA Non-Member

Non-Member Schools Will NOT be ranked, beginning Week 2



USTFCCCA NCAA Division III National Team Rankings

2013 Indoor Track & Field, Week #1

as of 1/21/2013 8:51:17 PM

D denotes multiple-event rule in affect
Only those who score >0.01 pts are shown

WOMEN

5



Methodist

USA South Athletic Conference

▼ 1

Event	Scrd As	Athlete	Yr	Scored Mark	Date	Pl. Pts.	Bonus	TOTAL
Scored bests come from PRE-SEASON DATA								
▶ 60m	1	Ashlynn CHAVIS	SR	7.54	3/10/12	20	3.16	23.16
▶ 60m	2	Bria WILSON	SO	7.59	3/10/12	18	2.53	20.53
▶ 400m	29	Melissa GROCE	SR	59.09	3/3/12	0.05	0.00	0.05
▶ H60m	5	Brittanie MORRIS	JR	8.78	3/3/12	12	1.39	13.39
▶ LJ	2	Ashlynn CHAVIS	SR	5.85m	19-2½	18	3.12	21.12
▶ LJ	16	Bria WILSON	SO	5.51m	18-1	0.9	0.19	1.09
Team Total								79.34

6



Ramapo

New Jersey Athletic Conference

unch

Event	Scrd As	Athlete	Yr	Scored Mark		Date	Pl. Pts.	Bonus	TOTAL
Scored bests come from CURRENT season									
▶ PV	1	Michelle FAVRE	SR	4.02m	13-2½	1/12/13	20	5.35	25.35
▶ PV	24	Emily SHIPLEY	FR	3.48m	11-5	1/19/13	0.3	0.00	0.30
Scored bests come from PRE-SEASON DATA									
▶ 60m	6	Anita ROGERS	SR	7.72		3/2/12	10	0.95	10.95
▶ PV	30	Danielle WANKMULLER	SO	3.38m	11-1	1/21/12	0.02	0.00	0.02
▶ LJ	3	Anita ROGERS	SR	5.82m	19-1½	3/10/12	16	2.76	18.76
▶ TJ	2	Anita ROGERS	SR	12.54m	41-1½	3/10/12	18	3.66	21.66
Team Total									77.03

7



Washington (Mo.)

University Athletic Association

▲ 1

Event	Scrd As	Athlete	Yr	Scored Mark	Date	Pl. Pts.	Bonus	TOTAL	
Scored bests come from CURRENT season									
▶ 800m	17	Emily WARNER	FR	2:16.14	1/12/13	0.8	0.25	1.05	
▶ Mile	28	Lucy CHEADLE	SO	5:05.52	1/5/13	0.1	0.00	0.10	
▶ LJ	9	Anne DIAZ-ARRASTIA	SR	5.59m	18-4½	1/5/13	6	0.66	6.66
Scored bests come from PRE-SEASON DATA									
▶ 5000m	5	Lucy CHEADLE	SO	17:19.65	3/10/12	12	1.34	13.34	
▶ DMR	2			11:41.55	3/10/12	17	3.65	20.65	
▶ HJ	7	Jasmine WILLIAMS	JR	1.68m	5-6	2/11/12	8	0.59	8.59
▶ PV	2	Anna ETHERINGTON	JR	3.85m	12-7½	3/10/12	18	3.05	21.05
▶ PV	25	Moiria KILLORAN	JR	3.45m	11-3½	2/25/12	0.25	0.00	0.25
Team Total								71.69	

8



Illinois College

Midwest Conference

▼ 1

Event	Scrd As	Athlete	Yr	Scored Mark		Date	Pl. Pts.	Bonus	TOTAL
Scored bests come from CURRENT season									
▶ LJ	1	Melissa NORVILLE	SR	5.99m	19-8	1/19/13	20	4.80	24.80
Scored bests come from PRE-SEASON DATA									
▶ H60m	3	Melissa NORVILLE	SR	8.65		3/10/12	16	2.50	18.50
▶ TJ	1	Melissa NORVILLE	SR	12.58m	41-3¾	3/10/12	20	3.84	23.84
▶ PENT	13	Megan STRINGER	SR	3,139		2/3/12	2	0.22	2.22
Team Total									69.37

9



UW-Whitewater

Wisconsin Intercollegiate Athletic Conference

unch

Event	Scrd As	Athlete	Yr	Scored Mark		Date	Pl. Pts.	Bonus	TOTAL
Scored bests come from CURRENT season									
▶ PV	23	Melanie PILON	JR	3.49m	11-5½	1/12/13	0.35	0.00	0.35
Scored bests come from PRE-SEASON DATA									
▶ 400m	19	Beth DREIKOSEN	SO	58.51		2/24/12	0.6	0.14	0.74
▶ 800m	24	Amanda BROM	SO	2:17.03		2/24/12	0.3	0.07	0.37
▶ H60m	15	Shelby DEMOS	SR	9.01		2/24/12	1	0.27	1.27
▶ 4x400	11			3:55.68		3/3/12	0.9	0.49	1.39
▶ HJ	1	Shelby DEMOS	SR	1.80m	5-10½	1/21/12	20	5.27	25.27
▶ HJ	7	Lauren STROHMAIER	SR	1.68m	5-6	1/21/12	8	0.59	8.59
▶ PV	25	Loryn KRESSIN	SR	3.45m	11-3½	2/10/12	0.25	0.00	0.25
▶ LJ	6	Lexie SONDGERTH	SO	5.67m	18-7¾	3/3/12	10	1.31	11.31
▶ PENT	7	JoLyn OWEN	SR	3,249		3/10/12	8	1.12	9.12
Team Total									58.68

10



Mount Union

Ohio Athletic Conference

▲ 2

Event	Scrd As	Athlete	Yr	Scored Mark	Date	Pl. Pts.	Bonus	TOTAL
Scored bests come from CURRENT season								
▶ 60m	10	Mary MAHONEY	SR	7.75	1/19/13	5	0.70	5.70
Scored bests come from PRE-SEASON DATA								
▶ 400m	1	Mary MAHONEY	SR	55.93	3/10/12	20	3.68	23.68
▶ 800m	7	Emily MAZZAFERRI	JR	2:13.43	3/10/12	8	1.09	9.09
▶ 4x400	3			3:51.43	3/3/12	14	2.08	16.08
Team Total								54.56

"Scrd As", short for "Scored As", Standing used for place points portion of performance's score combining preseason data (when applied) to current season data

Numbers in BLACK are both the performance's actual NCAA rank AND "scored as" rank Numbers in RED indicate actual NCAA rank does not exist or is worse than "scored as" rank Numbers in BLUE indicate actual NCAA rank is better than "scored as" rank

USTFCCCA Non-Member

Non-Member Schools Will NOT be ranked, beginning Week 2



USTFCCCA NCAA Division III National Team Rankings

2013 Indoor Track & Field, Week #1

as of 1/21/2013 8:51:17 PM

D denotes multiple-event rule in affect
Only those who score >0.01 pts are shown

WOMEN

11



Monmouth (Ill.)

Midwest Conference

▼ 1

Event	Scrd As	Athlete	Yr	Scored Mark	Date	Pl. Pts.	Bonus	TOTAL
Scored bests come from PRE-SEASON DATA								
800m	14	Rachel BOWDEN	SR	2:15.93	3/1/12	1.5	0.29	1.79
Mile	29	Rachel BOWDEN	SR	5:05.74	2/24/12	0.05	0.00	0.05
H60m	28	Alexa ALLEN	JR	9.13	3/1/12	0.1	0.00	0.10
HJ	19	Emily TYSMA	JR	1.65m 5-5	1/21/12	0.6	0.00	0.60
LJ	11	MacKinsey MARQUITH	SR	5.57m 18-3½	3/1/12	4	0.50	4.50
SP	6	Raven ROBINSON	JR	13.97m 45-10	3/10/12	10	1.36	11.36
SP	9	Allison DEVOR	SR	13.81m 45-3¾	2/11/12	6	1.00	7.00
SP	15	Kayla CORZINE	SR	13.18m 43-3	2/11/12	1	0.15	1.15
WT	1	Allison DEVOR	SR	18.32m 60-1¼	2/4/12	20	3.49	23.49
WT	16	Raven ROBINSON	JR	16.15m 53-0	2/11/12	0.9	0.00	0.90
Team Total								50.93

12



Tufts

New England Small College Athletic Conference

▲ 6

Event	Scrd As	Athlete	Yr	Scored Mark	Date	Pl. Pts.	Bonus	TOTAL
Scored bests come from CURRENT season								
SP	21	Ronke OYEKUNLE	SR	13.00m 42-8	1/19/13	0.45	0.00	0.45
WT	6	Sabienne BRUTUS	SR	17.37m 57-0	1/19/13	10	1.52	11.52
Scored bests come from PRE-SEASON DATA								
800m	30	Jana HIEBER	JR	2:17.86	3/10/12	0.02	0.00	0.02
DMR	14			12:06.20	3/2/12	0.6	0.03	0.63
SP	13	Kelly ALLEN	SR	13.20m 43-3¾	3/2/12	2	0.17	2.17
WT	5	Kelly ALLEN	SR	17.49m 57-4¾	2/17/12	12	1.73	13.73
WT	25	Ronke OYEKUNLE	SR	15.59m 51-1¼	1/21/12	0.25	0.00	0.25
PENT	2	Jana HIEBER	JR	3,401	3/10/12	18	3.15	21.15
Team Total								49.93

13



UW-La Crosse

Wisconsin Intercollegiate Athletic Conference

▲ 1

Event	Scrd As	Athlete	Yr	Scored Mark	Date	Pl. Pts.	Bonus	TOTAL
Scored bests come from CURRENT season								
LJ	10	Bailey ALSTON	SO	5.58m 18-3¾	1/18/13	5	0.58	5.58
LJ	22	Lizzie MATTSON	FR	5.46m 17-11	1/18/13	0.4	0.00	0.40
TJ	30	Bailey ALSTON	SO	11.20m 36-9	1/18/13	0.02	0.00	0.02
Scored bests come from PRE-SEASON DATA								
60m	16	Rebecca SCHMIDT	SR	7.79	2/17/12	0.9	0.38	1.28
400m	7	Claire ELLIOT	SO	57.46	3/3/12	8	1.08	9.08
400m	19	Jenna HALVORSON	JR	58.51	2/24/12	0.6	0.14	0.74
400m	26	Rebecca SCHEUERMANN	SR	59.00	2/17/12	0.2	0.00	0.20
4x400	4			3:51.71	3/10/12	11	1.95	12.95
HJ	7	Kayla ASHLAND	JR	1.68m 5-6	3/3/12	8	0.59	8.59
HJ	29	Megan MARFILIIUS	SR	1.63m 5-4¼	1/20/12	0.05	0.00	0.05
PV	28	Erika WHITSON	SO	3.42m 11-2½	2/17/12	0.1	0.00	0.10
SP	19	Bailey SAUERWEIN	JR	13.06m 42-10¾	2/24/12	0.6	0.01	0.61
WT	7	Nicole FLACKEY	SR	17.01m 55-9¾	2/17/12	8	0.90	8.90
PENT	25	Jena WEIGEL	SR	2,984	2/24/12	0.25	0.00	0.25
Team Total								48.76

14



MIT

New England Women's & Men's Athletic Conferen

▼ 3

Event	Scrd As	Athlete	Yr	Scored Mark	Date	Pl. Pts.	Bonus	TOTAL
Scored bests come from CURRENT season								
SP	20	Isabella STUOPIIS	FR	13.05m 42-9¾	1/18/13	0.5	0.00	0.50
Scored bests come from PRE-SEASON DATA								
800m	28	Cindy HUANG	SO	2:17.53	2/24/12	0.1	0.00	0.10
Mile	8	Louise VAN DEN HEUVEL	JR	4:58.49	2/24/12	7	1.05	8.05
5000m	8	Elaine MCVAY	SO	17:25.42	3/2/12	7	0.92	7.92
5000m	29	Tania MORIMOTO	SR	17:52.75	2/17/12	0.05	0.00	0.05
H60m	11	Jacqueline BREW	JR	8.88	3/2/12	4	0.76	4.76
4x400	5			3:52.33	3/2/12	8	1.68	9.68
DMR	6			11:53.85	3/10/12	6	1.42	7.42
HJ	29	Kristine BUNKER	JR	1.63m 5-4¼	3/2/12	0.05	0.00	0.05
PV	9	Lauren KUNTZ	SR	3.65m 11-11¼	2/3/12	6	0.71	6.71
TJ	27	Michelle JOHNSON	SO	11.23m 36-10¾	2/17/12	0.15	0.00	0.15
PENT	16	Kristine BUNKER	JR	3,123	3/2/12	0.9	0.13	1.03
PENT	18	Jaclyn KONOPKA	JR	3,062	2/17/12	0.7	0.00	0.70
Team Total								47.12

"Scrd As", short for "Scored As", Standing used for place points portion of performance's score combining preseason data (when applied) to current season data

Numbers in BLACK are both the performance's actual NCAA rank AND "scored as" rank Numbers in RED indicate actual NCAA rank does not exist or is worse than "scored as" rank Numbers in BLUE indicate actual NCAA rank is better than "scored as" rank

USTFCCCA Non-Member

Non-Member Schools Will NOT be ranked, beginning Week 2



USTFCCCA NCAA Division III National Team Rankings

2013 Indoor Track & Field, Week #1

as of 1/21/2013 8:51:18 PM

D denotes multiple-event rule in affect
Only those who score >0.01 pts are shown

WOMEN

15



SUNY Cortland

State University of New York Athletic Conference

1

Event	Scrd As	Athlete	Yr	Scored Mark	Date	Pl. Pts.	Bonus	TOTAL
Scored bests come from CURRENT season								
HJ	19	Taylor HUDSON	SO	1.65m	5-5	1/19/13	0.6	0.00 0.60
LJ	5	Sarah BONNELL	JR	5.68m	18-7½	1/19/13	12	1.39 13.39
TJ	6	Amber STEPHENS	SR	11.71m	38-5	12/1/12	10	0.89 10.89
PENT	21	Taylor HUDSON	SO	3,024		1/19/13	0.45	0.00 0.45
Scored bests come from PRE-SEASON DATA								
60m	14	Sarah BONNELL	JR	7.78	3/2/12	1.5	0.46	1.96
Mile	3	Jordyn NAYLON	SR	4:56.42	3/10/12	16	1.72	17.72
HJ	29	Lexi BUDD	JR	1.63m	5-4½	2/26/12	0.05	0.00 0.05
LJ	26	Taylor HUDSON	SO	5.42m	17-9½	2/26/12	0.2	0.00 0.20
PENT	17	Nicole SCHAFER	SR	3,082	3/2/12	0.8	0.00	0.80
Team Total								46.06

16



Lehman

City University of New York Athletic Conference

3

Event	Scrd As	Athlete	Yr	Scored Mark	Date	Pl. Pts.	Bonus	TOTAL
Scored bests come from PRE-SEASON DATA								
60m	5	Tobi ALLI	JR	7.68	1/6/12	12	1.42	13.42
H60m	14	Shantay BECCAN	SO	9.00	2/26/12	1.5	0.30	1.80
LJ	19	Jasmine SPRINGER	SR	5.47m	17-11½	2/26/12	0.6	0.02 0.62
LJ	23	Tobi ALLI	JR	5.45m	17-10½	1/6/12	0.35	0.00 0.35
TJ	4	Tobi ALLI	JR	12.07m	39-7½	2/17/12	14	1.98 15.98
TJ	5	Jasmine SPRINGER	SR	11.97m	39-3½	2/11/12	12	1.68 13.68
Team Total								45.86

17



North Central (Ill.)

College Conference of Illinois & Wisconsin

2

Event	Scrd As	Athlete	Yr	Scored Mark	Date	Pl. Pts.	Bonus	TOTAL
Scored bests come from CURRENT season								
SP	17	Ebony STALLWORTH	SO	13.10m	42-11½	1/18/13	0.8	0.06 0.86
Scored bests come from PRE-SEASON DATA								
400m	10	Linnea HIGGINS	JR	57.68	2/24/12	5	0.79	5.79
400m	28	Amanda COGLIANESE	SO	59.08	2/24/12	0.1	0.00	0.10
800m	12	Krista COTA	SR	2:15.23	2/17/12	3	0.43	3.43
Mile	6	Krista COTA	SR	4:56.86	2/24/12	10	1.57	11.57
4x400	10			3:55.11	3/1/12	1	0.65	1.65
PV	3	Elizabeth COMPOSTO	SO	3.77m	12-4½	2/24/12	16	1.97 17.97
PV	13	Brooke PATTERSON	SO	3.60m	11-9½	2/17/12	2	0.40 2.40
LJ	24	Jocelyn REDLINSKI	JR	5.44m	17-10½	2/10/12	0.3	0.00 0.30
TJ	17	Basheeba MAYS	SR	11.32m	37-1½	2/24/12	0.8	0.05 0.85
PENT	19	Jocelyn REDLINSKI	JR	3,059	2/3/12	0.6	0.00	0.60
Team Total								45.53

18



Middlebury

New England Small College Athletic Conference

1

Event	Scrd As	Athlete	Yr	Scored Mark	Date	Pl. Pts.	Bonus	TOTAL
Scored bests come from PRE-SEASON DATA								
400m	21	Juliet RYAN-DAVIS	SR	58.74	2/17/12	0.45	0.02	0.47
800m	6	Juliet RYAN-DAVIS	SR	2:13.22	3/2/12	10	1.18	11.18
Mile	7	Addie TOUSLEY	SR	4:57.79	2/17/12	8	1.27	9.27
DMR	1			11:37.35	3/10/12	20	4.43	24.43
HJ	29	Laura STROM	SO	1.63m	5-4½	2/4/12	0.05	0.00 0.05
Team Total								45.40

19



St. Olaf

Minnesota Intercollegiate Athletic Conference

unch

Event	Scrd As	Athlete	Yr	Scored Mark	Date	Pl. Pts.	Bonus	TOTAL
Scored bests come from PRE-SEASON DATA								
HJ	3	Dani LARSON	SO	1.71m	5-7½	2/25/12	16	1.63 17.63
PENT	1	Dani LARSON	SO	3,421		3/1/12	20	3.50 23.50
Team Total								41.13

"Scrd As", short for "Scored As", Standing used for place points portion of performance's score combining preseason data (when applied) to current season data

Numbers in BLACK are both the performance's actual NCAA rank AND "scored as" rank Numbers in RED indicate actual NCAA rank does not exist or is worse than "scored as" rank Numbers in BLUE indicate actual NCAA rank is better than "scored as" rank

USTFCCCA Non-Member

Non-Member Schools Will NOT be ranked, beginning Week 2



USTFCCCA NCAA Division III National Team Rankings

2013 Indoor Track & Field, Week #1

as of 1/21/2013 8:51:18 PM

D denotes multiple-event rule in affect
Only those who score >0.01 pts are shown

WOMEN

20



Birmingham-Southern unch

Southern Athletic Association

Event	Scrd As	Athlete	Yr	Scored Mark	Date	Pl. Pts.	Bonus	TOTAL
Scored bests come from CURRENT season								
▶ 60m	13	Tiarra GOODE	JR	7.77	11/30/12	2	0.54	2.54
Scored bests come from PRE-SEASON DATA								
▶ 800m	5	Jessica THORNTON	SR	2:12.56	3/10/12	12	1.48	13.48
▶ H60m	1	Tiarra GOODE	JR	8.56	3/10/12	20	3.38	23.38
Team Total								39.40

21



Johns Hopkins

Centennial Conference

▲ 1

Event	Scrd As	Athlete	Yr	Scored Mark	Date	Pl. Pts.	Bonus	TOTAL
Scored bests come from CURRENT season								
▶ 800m	15	Annie MONAGLE	SR	2:16.04	1/19/13	1	0.27	1.27
▶ Mile	17	Annie MONAGLE	SR	5:02.18	1/19/13	0.8	0.24	1.04
▶ 5000m	1	Hannah ONEDA	FR	16:48.24	12/9/12	20	4.02	24.02
▶ 5000m	28	Lara SHEGOSKI	JR	17:51.81	12/9/12	0.1	0.00	0.10
▶ TJ	18	Imoni MCCORVEY	FR	11.31m	12/9/12	0.7	0.04	0.74
▶ SP	23	Emily SWENSON	JR	12.96m	1/19/13	0.35	0.00	0.35
Scored bests come from PRE-SEASON DATA								
▶ 5000m	6	Holly CLARKE	JR	17:23.02	3/2/12	10	1.06	11.06
Team Total								38.58

22



Wheaton (Mass.)

New England Women's & Men's Athletic Conferen

▲ 4

Event	Scrd As	Athlete	Yr	Scored Mark		Date	Pl. Pts.	Bonus	TOTAL
Scored bests come from CURRENT season									
▶ 60m	11	Amanda CLAFLIN	SR	7.76c	7.20(55)	1/5/13	4	0.62	4.62
▶ 60m	28	Francesca FLYNN	FR	7.86c	7.30(55)	1/5/13	0.1	0.00	0.10
▶ H60m	8	Ashante LITTLE	JR	8.82		1/19/13	7	1.14	8.14
▶ HJ	7	Mollie LANE	JR	1.68m	5-6	1/19/13	8	0.59	8.59
▶ WT	29	Sylvia OKOYE	SR	15.35m	50-4%	1/5/13	0.05	0.00	0.05
Scored bests come from PRE-SEASON DATA									
▶ 400m	4	Ashante LITTLE	JR	57.09		3/10/12	14	1.70	15.70
▶ 4x400	15			3:57.23		2/24/12	0.5	0.05	0.55
Team Total									37.74

23



Franklin & Marshall

Centennial Conference

unch

Event	Scrd As	Athlete	Yr	Scored Mark		Date	Pl. Pts.	Bonus	TOTAL
Scored bests come from CURRENT season									
▶ PV	20	Rebecca SWISHER	FR	3.50m	11-5%	1/11/13	0.5	0.00	0.50
Scored bests come from PRE-SEASON DATA									
▶ 800m	4	Sheena CRAWLEY	SR	2:11.48		2/11/12	14	2.15	16.15
▶ Mile	2	Sheena CRAWLEY	SR	4:55.91		3/10/12	18	1.88	19.88
Team Total								36.53	

24



Buffalo State

State University of New York Athletic Conference

unch

Event	Scrd As	Athlete	Yr	Scored Mark	Date	Pl. Pts.	Bonus	TOTAL
Scored bests come from CURRENT season								
▶ 60m	3	Sasha HENRY	SR	7.64	12/7/12	16	1.91	17.91
Scored bests come from PRE-SEASON DATA								
▶ 400m	27	Mariah BROWN	SO	59.04	2/17/12	0.15	0.00	0.15
▶ H60m	6	Jazmin DUNHAM	JR	8.80	3/10/12	10	1.26	11.26
Team Total								29.33

25



UW-Stout

Wisconsin Intercollegiate Athletic Conference

▲ 7

Event	Scrd As	Athlete	Yr	Scored Mark		Date	Pl. Pts.	Bonus	TOTAL
Scored bests come from CURRENT season									
▶ PV	8	Andrea KRUEGER	JR	3.67m	12-½	1/19/13	7	0.89	7.89
▶ WT	28	Michelle THEISEN	JR	15.39m	50-6	1/19/13	0.1	0.00	0.10
Scored bests come from PRE-SEASON DATA									
▶ PV	19	Sabrina SCOVILLE	SR	3.51m	11-6¼	2/24/12	0.6	0.00	0.60
▶ LJ	14	Jessika SMITH	JR	5.52m	18-1½	2/24/12	1.5	0.23	1.73
▶ PENT	4	Jessika SMITH	JR	3,339		3/10/12	14	2.19	16.19
▶ PENT	20	Cheyenne GRAY	JR	3,028		2/10/12	0.5	0.00	0.50
Team Total								27.00	

"Scrd As", short for "Scored As", Standing used for place points portion of performance's score combining preseason data (when applied) to current season data

Numbers in BLACK are both the performance's actual NCAA rank AND "scored as" rank Numbers in RED indicate actual NCAA rank does not exist or is worse than "scored as" rank Numbers in BLUE indicate actual NCAA rank is better than "scored as" rank

USTFCCCA Non-Member

Non-Member Schools Will NOT be ranked, beginning Week 2



USTFCCCA NCAA Division III National Team Rankings

2013 Indoor Track & Field, Week #1

as of 1/21/2013 8:51:18 PM

D denotes multiple-event rule in affect
Only those who score >0.01 pts are shown

WOMEN

26



Baldwin-Wallace

Ohio Athletic Conference

▼ 1

Event	Scrd As	Athlete	Yr	Scored Mark	Date	Pl. Pts.	Bonus	TOTAL
Scored bests come from PRE-SEASON DATA								
HJ	26	Victoria BROWN	JR	1.64m	5-4½	3/3/12	0.2	0.00 0.20
SP	4	Danielle TORRENCE	SO	14.22m	46-8	3/10/12	14	2.03 16.03
SP	24	Cristina PERRINE	SR	12.92m	42-4¾	2/11/12	0.3	0.00 0.30
WT	7	Cristina PERRINE	SR	17.01m	55-9¾	2/18/12	8	0.90 8.90
PENT	30	Nicole CHRISTNER	SO	2,942		3/3/12	0.02	0.00 0.02
Team Total								25.45

27



Concordia Moorhead

Minnesota Intercollegiate Athletic Conference

▲ 1

Event	Scrd As	Athlete	Yr	Scored Mark	Date	Pl. Pts.	Bonus	TOTAL
Scored bests come from PRE-SEASON DATA								
HJ	5	Chelsea KLEMETSON	SO	1.69m	5-6½	3/1/12	12	0.86 12.86
LJ	29	Katrina GERZEMA	SR	5.41m	17-9	3/1/12	0.05	0.00 0.05
TJ	25	Hilary THOMPSON	JR	11.27m	36-11¾	3/1/12	0.25	0.00 0.25
PENT	6	Kaari JENSEN	SR	3,314		3/1/12	10	1.89 11.89
Team Total								25.05

28



Moravian

Landmark Conference

▼ 1

Event	Scrd As	Athlete	Yr	Scored Mark	Date	Pl. Pts.	Bonus	TOTAL
Scored bests come from CURRENT season								
PV	9	Allison VANEK	JR	3.65m	11-11¾	11/30/12	6	0.71 6.71
PV	20	Hailey KESTER	SO	3.50m	11-5¾	11/30/12	0.5	0.00 0.50
LJ	8	Micah LEONARD	SR	5.61m	18-5	11/30/12	7	0.82 7.82
TJ	7	Micah LEONARD	SR	11.69m	38-4¾	11/30/12	8	0.83 8.83
Team Total								23.85

29



Emory

University Athletic Association

unch

Event	Scrd As	Athlete	Yr	Scored Mark	Date	Pl. Pts.	Bonus	TOTAL
Scored bests come from CURRENT season								
60m	6	Debora ADJIBABA	SO	7.72	11/30/12	10	0.95	10.95
Scored bests come from PRE-SEASON DATA								
400m	17	Kaele LEONARD	SR	58.29	2/25/12	0.8	0.26	1.06
Mile	24	Stephanie CRANE	SO	5:04.91	2/18/12	0.3	0.00	0.30
4x400	12			3:56.03	3/1/12	0.8	0.39	1.19
DMR	15			12:07.75	3/1/12	0.5	0.00	0.50
HJ	7	Theresa FORD	SR	1.68m	5-6	2/25/12	8	0.59 8.59
LJ	17	Theresa FORD	SR	5.48m	17-11¾	2/25/12	0.8	0.06 0.86
Team Total								23.45

30



Rose-Hulman

Heartland Collegiate Athletic Conference

▲ 1

Event	Scrd As	Athlete	Yr	Scored Mark	Date	Pl. Pts.	Bonus	TOTAL
Scored bests come from PRE-SEASON DATA								
HJ	2	Elizabeth EVANS	SR	1.79m	5-10¾	3/10/12	18	4.87 22.87
Team Total								22.87

31



Salisbury

Capital Athletic Conference

▼ 1

Event	Scrd As	Athlete	Yr	Scored Mark	Date	Pl. Pts.	Bonus	TOTAL
Scored bests come from PRE-SEASON DATA								
SP	2	Chelsea TAVIK	SR	14.29m	46-10¾	3/10/12	18	2.26 20.26
WT	13	Chelsea TAVIK	SR	16.44m	53-11¾	3/3/12	2	0.26 2.26
Team Total								22.52

32



Roanoke

Old Dominion Athletic Conference

▲ 1

Event	Scrd As	Athlete	Yr	Scored Mark	Date	Pl. Pts.	Bonus	TOTAL
Scored bests come from PRE-SEASON DATA								
400m	23	Carmen GRAVES		58.78	2/24/12	0.35	0.00	0.35
800m	3	Carmen GRAVES		2:11.37	2/17/12	16	2.21	18.21
Team Total								18.56

"Scrd As", short for "Scored As", Standing used for place points portion of performance's score combining preseason data (when applied) to current season data

Numbers in BLACK are both the performance's actual NCAA rank AND "scored as" rank Numbers in RED indicate actual NCAA rank does not exist or is worse than "scored as" rank Numbers in BLUE indicate actual NCAA rank is better than "scored as" rank

USTFCCCA Non-Member

Non-Member Schools Will NOT be ranked, beginning Week 2



USTFCCCA NCAA Division III National Team Rankings

2013 Indoor Track & Field, Week #1

as of 1/21/2013 8:51:19 PM

D denotes multiple-event rule in affect
Only those who score >0.01 pts are shown

WOMEN

33

Wellesley

New England Women's & Men's Athletic Conferen

▲ **1**

Event	Scrd As	Athlete	Yr	Scored Mark	Date	Pl. Pts.	Bonus	TOTAL
Scored bests come from PRE-SEASON DATA								
800m	23	Leah CLEMENT	SR	2:16.98	2/4/12	0.35	0.08	0.43
Mile	3	Randelle BOOTS	SR	4:56.42	3/10/12	16	1.72	17.72
Team Total								18.15

34

Bowdoin

New England Small College Athletic Conference

▲ **1**

Event	Scrd As	Athlete	Yr	Scored Mark	Date	Pl. Pts.	Bonus	TOTAL	
Scored bests come from CURRENT season									
PV	5	Erin SILVA	SO	3.71m	12-2	12/8/12	12	1.25	13.25
Scored bests come from PRE-SEASON DATA									
5000m	14	Olivia MACKENZIE	SR	17:36.02	2/17/12	1.5	0.35	1.85	
H60m	25	Michele KAUFMAN	SR	9.12	2/17/12	0.25	0.00	0.25	
4x400	9			3:55.09	3/10/12	2	0.66	2.66	
Team Total								18.01	

35

St. Thomas (Minn.)

Minnesota Intercollegiate Athletic Conference

▲ **1**

Event	Scrd As	Athlete	Yr	Scored Mark	Date	Pl. Pts.	Bonus	TOTAL	
Scored bests come from PRE-SEASON DATA									
60m	21	Erika TIPP	SO	7.83	3/1/12	0.45	0.11	0.56	
800m	20	Kayla GOEMAN	SO	2:16.72	3/1/12	0.5	0.13	0.63	
800m	29	Taylor BERG	JR	2:17.76	2/10/12	0.05	0.00	0.05	
4x400	16			3:57.26	2/18/12	0.4	0.04	0.44	
DMR	5			11:53.21	3/10/12	8	1.53	9.53	
TJ	10	Emily VAN HEEL	JR	11.59m	38-1/4	3/1/12	5	0.52	5.52
WT	17	Haley ZAJAC	JR	16.00m	52-6	2/10/12	0.8	0.00	0.80
WT	29	Amy MAAS	SR	15.35m	50-4	1/27/12	0.05	0.00	0.05
Team Total								17.59	

36

Carnegie Mellon

University Athletic Association

▲ **2**

Event	Scrd As	Athlete	Yr	Scored Mark	Date	Pl. Pts.	Bonus	TOTAL
Scored bests come from PRE-SEASON DATA								
5000m	20	Emily WOBB	SR	17:44.24	1/14/12	0.5	0.13	0.63
H60m	4	Jacqueline GUEVEL	JR	8.76	3/10/12	14	1.52	15.52
Team Total								16.15

37

Amherst

New England Small College Athletic Conference

▲ **3**

Event	Scrd As	Athlete	Yr	Scored Mark	Date	Pl. Pts.	Bonus	TOTAL
Scored bests come from PRE-SEASON DATA								
60m	21	Naomi BATES	JR	7.83	3/2/12	0.45	0.11	0.56
Mile	5	Keri LAMBERT	SR	4:56.67	3/2/12	12	1.64	13.64
DMR	10			11:59.44	3/10/12	1	0.59	1.59
Team Total								15.79

38

UW-Superior

Wisconsin Intercollegiate Athletic Conference

▼ **1**

Event	Scrd As	Athlete	Yr	Scored Mark	Date	Pl. Pts.	Bonus	TOTAL	
Scored bests come from CURRENT season									
SP	16	Katie CAPRIGLIONE	SR	13.15m	43-13/4	12/8/12	0.9	0.12	1.02
SP	25	Victoria VINOKUR	SO	12.90m	42-4	12/8/12	0.25	0.00	0.25
WT	9	Katie CAPRIGLIONE	SR	16.89m	55-5	12/8/12	6	0.70	6.70
Scored bests come from PRE-SEASON DATA									
TJ	8	Traelyn LEWIS	SR	11.67m	38-33/4	3/10/12	7	0.77	7.77
Team Total								15.73	

39

Otterbein

Ohio Athletic Conference

▲ **2**

Event	Scrd As	Athlete	Yr	Scored Mark	Date	Pl. Pts.	Bonus	TOTAL	
Scored bests come from PRE-SEASON DATA									
U	4	Kristen BENNETT	SR	5.72m	18-93/4	2/24/12	14	1.72	15.72
Team Total								15.72	

"Scrd As", short for "Scored As", Standing used for place points portion of performance's score combining preseason data (when applied) to current season data

Numbers in BLACK are both the performance's actual NCAA rank AND "scored as" rank Numbers in RED indicate actual NCAA rank does not exist or is worse than "scored as" rank Numbers in BLUE indicate actual NCAA rank is better than "scored as" rank

USTFCCCA Non-Member

Non-Member Schools Will NOT be ranked, beginning Week 2



USTFCCCA NCAA Division III National Team Rankings

2013 Indoor Track & Field, Week #1

as of 1/21/2013 8:51:19 PM

D denotes multiple-event rule in affect
Only those who score >0.01 pts are shown

WOMEN

40



Ohio Northern

Ohio Athletic Conference

▲ 2

Event	Scrd As	Athlete	Yr	Scored Mark	Date	Pl. Pts.	Bonus	TOTAL
-------	---------	---------	----	-------------	------	----------	-------	-------

Scored bests come from PRE-SEASON DATA

▶ 5000m	4	Alison STEINBRUNNER	JR	17:17.65		2/10/12	14	1.51	15.51
▶ HJ	29	Vicki MOGA	SR	1.63m	5-4½	2/11/12	0.05	0.00	0.05

Team Total 15.56

41



SUNY Oneonta

State University of New York Athletic Conference

▲ 2

Event	Scrd As	Athlete	Yr	Scored Mark	Date	Pl. Pts.	Bonus	TOTAL
-------	---------	---------	----	-------------	------	----------	-------	-------

Scored bests come from PRE-SEASON DATA

▶ HJ	4	Kacy BOBURKA	SR	1.70m	5-7	12/3/11	14	1.23	15.23
------	---	--------------	----	-------	-----	---------	----	------	-------

Team Total 15.23

42



Southern Maine

Little East Conference

▲ 3

Event	Scrd As	Athlete	Yr	Scored Mark	Date	Pl. Pts.	Bonus	TOTAL
-------	---------	---------	----	-------------	------	----------	-------	-------

Scored bests come from PRE-SEASON DATA

▶ 400m	9	Hannah WILEY	SO	57.63		2/24/12	6	0.85	6.85
▶ Mile	18	Molly CARL	SR	5:02.49		2/24/12	0.7	0.21	0.91
▶ LJ	26	Christina MASSEY	SR	5.42m	17-9½	2/17/12	0.2	0.00	0.20
▶ LJ	29	Hannah WILEY	SO	5.41m	17-9	3/2/12	0.05	0.00	0.05
▶ TJ	9	Hannah WILEY	SO	11.64m	38-2½	2/17/12	6	0.68	6.68

Team Total 14.68

43



WPI

New England Women's & Men's Athletic Conferen

▲ 1

Event	Scrd As	Athlete	Yr	Scored Mark	Date	Pl. Pts.	Bonus	TOTAL
-------	---------	---------	----	-------------	------	----------	-------	-------

Scored bests come from PRE-SEASON DATA

▶ 400m	5	Noelle RICHARD	SR	57.13		2/10/12	12	1.63	13.63
▶ HJ	19	Julie EAGLE	SR	1.65m	5-5	1/27/12	0.6	0.00	0.60

Team Total 14.23

44



Hendrix

Southern Athletic Association

▲ 2

Event	Scrd As	Athlete	Yr	Scored Mark	Date	Pl. Pts.	Bonus	TOTAL
-------	---------	---------	----	-------------	------	----------	-------	-------

Scored bests come from CURRENT season

▶ PENT	5	Elizabeth KRUG	JR	3,317	12/7/12	12	1.93	13.93
--------	---	----------------	----	-------	---------	----	------	-------

Team Total 13.93

45



Millikin

College Conference of Illinois & Wisconsin

▼ 6

Event	Scrd As	Athlete	Yr	Scored Mark	Date	Pl. Pts.	Bonus	TOTAL
-------	---------	---------	----	-------------	------	----------	-------	-------

Scored bests come from PRE-SEASON DATA

▶ 60m	11	Ariel ROBINSON	JR	7.76		2/24/12	4	0.62	4.62
▶ SP	7	LeAnn SPESARD	SR	13.90m	45-7½	3/1/12	8	1.20	9.20

Team Total 13.82

46



St. Benedict

Minnesota Intercollegiate Athletic Conference

▲ 1

Event	Scrd As	Athlete	Yr	Scored Mark	Date	Pl. Pts.	Bonus	TOTAL
-------	---------	---------	----	-------------	------	----------	-------	-------

Scored bests come from PRE-SEASON DATA

▶ LJ	29	Clare MURN	SR	5.41m	17-9	2/18/12	0.05	0.00	0.05
▶ PENT	8	Clare MURN	SR	3,241		3/1/12	7	1.03	8.03
▶ PENT	10	Mandy WITSCHEN	JR	3,169		3/1/12	5	0.41	5.41

Team Total 13.48

47



Whitworth

Northwest Conference

▲ 1

Event	Scrd As	Athlete	Yr	Scored Mark	Date	Pl. Pts.	Bonus	TOTAL
-------	---------	---------	----	-------------	------	----------	-------	-------

Scored bests come from PRE-SEASON DATA

▶ HJ	5	Jheri GATES	JR	1.69m	5-6½	3/3/12	12	0.86	12.86
------	---	-------------	----	-------	------	--------	----	------	-------

Team Total 12.86

"Scrd As", short for "Scored As", Standing used for place points portion of performance's score combining preseason data (when applied) to current season data

Numbers in BLACK are both the performance's actual NCAA rank AND "scored as" rank Numbers in RED indicate actual NCAA rank does not exist or is worse than "scored as" rank Numbers in BLUE indicate actual NCAA rank is better than "scored as" rank

USTFCCCA Non-Member

Non-Member Schools Will NOT be ranked, beginning Week 2



USTFCCCA NCAA Division III National Team Rankings

2013 Indoor Track & Field, Week #1

as of 1/21/2013 8:51:20 PM

D denotes multiple-event rule in affect
Only those who score >0.01 pts are shown

WOMEN

48



Ithaca

Empire 8 Athletic Conference

▲ 1

Event	Scrd As	Athlete	Yr	Scored Mark	Date	Pl. Pts.	Bonus	TOTAL
-------	---------	---------	----	-------------	------	----------	-------	-------

Scored bests come from CURRENT season

▶ TJ	15	Emilia SCHEEMAKER	SO	11.40m	37-5	1/19/13	1	0.18	1.18
------	----	-------------------	----	--------	------	---------	---	------	------

Scored bests come from PRE-SEASON DATA

▶ 800m	19	Jennifer RANDALL	SR	2:16.66		2/18/12	0.6	0.15	0.75
▶ Mile	15	Jennifer RANDALL	SR	5:01.47		3/2/12	1	0.32	1.32
▶ DMR	19			12:11.35		3/2/12	0.1	0.00	0.10
▶ HJ	7	Amanda RISSMEYER	SR	1.68m	5-6	2/17/12	8	0.59	8.59
▶ PENT	22	Leigh MARTINO	SO	3,000		2/24/12	0.4	0.00	0.40
▶ PENT	23	Amanda RISSMEYER	SR	2,998		2/17/12	0.35	0.00	0.35

Team Total 12.68

49



Chicago

University Athletic Association

▲ 4

Event	Scrd As	Athlete	Yr	Scored Mark	Date	Pl. Pts.	Bonus	TOTAL
-------	---------	---------	----	-------------	------	----------	-------	-------

Scored bests come from PRE-SEASON DATA

▶ 800m	9	Kayla MCDONALD	SR	2:13.96	2/25/12	6	0.88	6.88	
▶ DMR	7			11:54.39	3/10/12	4	1.32	5.32	
▶ LJ	29	Pam YU	SO	5.41m	17-9	3/1/12	0.05	0.00	0.05

Team Total 12.25

50



UW-River Falls

Wisconsin Intercollegiate Athletic Conference

▲ 1

Event	Scrd As	Athlete	Yr	Scored Mark	Date	Pl. Pts.	Bonus	TOTAL
-------	---------	---------	----	-------------	------	----------	-------	-------

Scored bests come from PRE-SEASON DATA

▶ 400m	6	Alyssa RASMUSSEN	SR	57.29	2/18/12	10	1.36	11.36
▶ 800m	26	Brittany NORDLAND	SR	2:17.44	2/24/12	0.2	0.00	0.20
▶ 5000m	23	Katie RYDEEN	SR	17:47.47	2/10/12	0.35	0.04	0.39
▶ 4x400	17			3:58.08	3/3/12	0.3	0.00	0.30

Team Total 12.25

51



Bates

New England Small College Athletic Conference

▲ 1

Event	Scrd As	Athlete	Yr	Scored Mark	Date	Pl. Pts.	Bonus	TOTAL
-------	---------	---------	----	-------------	------	----------	-------	-------

Scored bests come from PRE-SEASON DATA

▶ 800m	13	Elizabeth ARENS	SR	2:15.92	1/27/12	2	0.29	2.29
▶ Mile	9	Elizabeth ARENS	SR	4:58.52	2/24/12	6	1.04	7.04
▶ DMR	9			11:57.17	3/2/12	2	0.86	2.86

Team Total 12.19

52



Keene State

Little East Conference

▼ 2

Event	Scrd As	Athlete	Yr	Scored Mark	Date	Pl. Pts.	Bonus	TOTAL
-------	---------	---------	----	-------------	------	----------	-------	-------

Scored bests come from PRE-SEASON DATA

▶ Mile	20	Maggie FITTER	SR	5:03.47	1/27/12	0.5	0.11	0.61
▶ Mile	27	Paige MILLS	SR	5:05.49	1/21/12	0.15	0.00	0.15
▶ 5000m	7	Paige MILLS	SR	17:24.96	1/27/12	8	0.95	8.95
▶ DMR	18			12:11.34	1/27/12	0.2	0.00	0.20
▶ PENT	13	Janel HAGGERTY	SR	3,139	2/17/12	2	0.22	2.22

Team Total 12.13

53



Alvernia

Middle Atlantic Conferences

▲ 1

Event	Scrd As	Athlete	Yr	Scored Mark	Date	Pl. Pts.	Bonus	TOTAL
-------	---------	---------	----	-------------	------	----------	-------	-------

Scored bests come from CURRENT season

▶ PV	6	Melissa FELLEBAUM	SR	3.70m	12-1½	1/18/13	10	1.16	11.16
------	---	-------------------	----	-------	-------	---------	----	------	-------

Team Total 11.16

54



St. Lawrence

Liberty League

▲ 3

Event	Scrd As	Athlete	Yr	Scored Mark	Date	Pl. Pts.	Bonus	TOTAL
-------	---------	---------	----	-------------	------	----------	-------	-------

Scored bests come from CURRENT season

▶ 5000m	16	Ella MARTIN	FR	17:39.11		12/1/12	0.9	0.27	1.17
▶ HJ	7	Marisa TURNER	FR	1.68m	5-6	12/8/12	8	0.59	8.59
▶ TJ	18	Divya BISWAL	SO	11.31m	37-1½	1/19/13	0.7	0.04	0.74

Scored bests come from PRE-SEASON DATA

▶ HJ	19	Eliza BELL	SO	1.65m	5-5	2/4/12	0.6	0.00	0.60
------	----	------------	----	-------	-----	--------	-----	------	------

Team Total 11.09

"Scrd As", short for "Scored As", Standing used for place points portion of performance's score combining preseason data (when applied) to current season data

Numbers in BLACK are both the performance's actual NCAA rank AND "scored as" rank Numbers in RED indicate actual NCAA rank does not exist or is worse than "scored as" rank Numbers in BLUE indicate actual NCAA rank is better than "scored as" rank

USTFCCCA Non-Member

Non-Member Schools Will NOT be ranked, beginning Week 2



USTFCCCA NCAA Division III National Team Rankings

2013 Indoor Track & Field, Week #1

as of 1/21/2013 8:51:20 PM

D denotes multiple-event rule in affect
Only those who score >0.01 pts are shown

WOMEN

55



Montclair State

New Jersey Athletic Conference

▲ 3

Event	Scrd As	Athlete	Yr	Scored Mark	Date	Pl. Pts.	Bonus	TOTAL
Scored bests come from PRE-SEASON DATA								
▶ 400m	7	Heather GEARITY	SR	57.46	3/2/12	8	1.08	9.08
▶ H60m	18	Ashadaya PATTERSON	SR	9.08	3/2/12	0.7	0.06	0.76
▶ PENT	15	Heather GEARITY	SR	3,133	1/20/12	1	0.19	1.19
Team Total								11.03

56



Ohio Wesleyan

North Coast Athletic Conference

▼ 1

Event	Scrd As	Athlete	Yr	Scored Mark		Date	Pl. Pts.	Bonus	TOTAL
Scored bests come from CURRENT season									
▶ WT	21	Hannah BENZING	SR	15.79m	51-9%	12/1/12	0.45	0.00	0.45
Scored bests come from PRE-SEASON DATA									
▶ 800m	11	Katie REID	SO	2:14.95		3/2/12	4	0.49	4.49
▶ Mile	14	Cara DEANGELIS	JR	5:01.17		3/2/12	1.5	0.38	1.88
▶ HJ	26	Emily AMBURGEY	SR	1.64m	5-4½	3/2/12	0.2	0.00	0.20
▶ PV	12	Sarah BECHTEL	JR	3.62m	11-10½	3/2/12	3	0.49	3.49
Team Total									10.51

57



UW-Stevens Point

Wisconsin Intercollegiate Athletic Conference

▼ 1

Event	Scrd As	Athlete	Yr	Scored Mark	Date	Pl. Pts.	Bonus	TOTAL	
Scored bests come from PRE-SEASON DATA									
▶ 5000m	24	Julia COLLING	SO	17:48.32	2/24/12	0.3	0.02	0.32	
▶ H60m	7	Erin KLINE	SR	8.81	2/24/12	8	1.20	9.20	
HJ	29	Erin KLINE	SR	1.63m	5-4½	3/3/12	0.05	0.00	0.05
▶ PV	17	Leanna ROSE	JR	3.53m	11-7	2/3/12	0.8	0.07	0.87
Team Total								10.44	

58



Wheaton (Ill.)

College Conference of Illinois & Wisconsin

▲ 1

Event	Scrd As	Athlete	Yr	Scored Mark	Date	Pl. Pts.	Bonus	TOTAL
Scored bests come from PRE-SEASON DATA								
▶ 400m	11	Debbie KNUBLEY	SR	58.00	2/24/12	4	0.44	4.44
▶ Mile	10	Jaime OREWILER	JR	4:58.81	3/10/12	5	0.95	5.95
▶ 4x400	20			3:59.03	2/24/12	0.05	0.00	0.05
Team Total								10.44

59



Nebraska Wesleyan

Great Plains Athletic Conference

▲ 1

Event	Scrd As	Athlete	Yr	Scored Mark	Date	Pl. Pts.	Bonus	TOTAL	
Scored bests come from CURRENT season									
▶ H60m	15	Taylor TACHA	SR	9.01	1/18/13	1	0.27	1.27	
Scored bests come from PRE-SEASON DATA									
▶ SP	8	Deanna DIRKSCHNEIDER	SR	13.84m	45-5	1/27/12	7	1.06	8.06
▶ SP	28	Bailey SOUCIE	SR	12.88m	42-3½	2/4/12	0.1	0.00	0.10
Team Total								9.44	

60



UW-Platteville

Wisconsin Intercollegiate Athletic Conference

▲ 8

Event	Scrd As	Athlete	Yr	Scored Mark		Date	Pl. Pts.	Bonus	TOTAL
Scored bests come from CURRENT season									
▶ HJ	14	Caitlin THOMSON	SO	1.67m	5-5%	1/12/13	1.5	0.32	1.82
Scored bests come from PRE-SEASON DATA									
▶ 400m	12	Deidre DILLMAN	SR	58.08		2/24/12	3	0.38	3.38
▶ 4x400	8			3:54.92		2/17/12	3	0.71	3.71
▶ HJ	29	Mary Katherine KLADAR	SO	1.63m	5-4%	2/11/12	0.05	0.00	0.05
Team Total									8.96

61



Kenyon

North Coast Athletic Conference

▲ 5

Event	Scrd As	Athlete	Yr	Scored Mark	Date	Pl. Pts.	Bonus	TOTAL
Scored bests come from PRE-SEASON DATA								
▶ 800m	8	Kirkley DOYLE	SR	2:13.59	3/2/12	7	1.03	8.03
▶ Mile	23	Jenna WILLETT	JR	5:04.82	3/2/12	0.35	0.00	0.35
Team Total								8.38

"Scrd As", short for "Scored As", Standing used for place points portion of performance's score combining preseason data (when applied) to current season data

Numbers in BLACK are both the performance's actual NCAA rank AND "scored as" rank Numbers in RED indicate actual NCAA rank does not exist or is worse than "scored as" rank Numbers in BLUE indicate actual NCAA rank is better than "scored as" rank

USTFCCCA Non-Member

Non-Member Schools Will NOT be ranked, beginning Week 2



USTFCCCA NCAA Division III National Team Rankings

2013 Indoor Track & Field, Week #1

as of 1/21/2013 8:51:21 PM

D denotes multiple-event rule in affect
Only those who score >0.01 pts are shown

WOMEN

62



Hamline

Minnesota Intercollegiate Athletic Conference

▲ 7

Event	Scrd As	Athlete	Yr	Scored Mark	Date	Pl. Pts.	Bonus	TOTAL
Scored bests come from CURRENT season								
▶ SP	11	Becky CULP	SR	13.44m	44-1½	1/12/13	4	0.45 4.45
Scored bests come from PRE-SEASON DATA								
▶ WT	12	Shawny KRAMER	SO	16.51m	54-2	3/1/12	3	0.32 3.32
▶ WT	26	Becky CULP	SR	15.49m	50-10	3/1/12	0.2	0.00 0.20
Team Total								7.97

63



SUNY Geneseo

State University of New York Athletic Conference

▲ 4

Event	Scrd As	Athlete	Yr	Scored Mark	Date	Pl. Pts.	Bonus	TOTAL
Scored bests come from CURRENT season								
▶ Mile	30	Alyssa SMITH	SR	5:06.03	12/6/12	0.02	0.00	0.02
Scored bests come from PRE-SEASON DATA								
▶ 800m	10	Cailin KOWALEWSKI	SR	2:14.10	3/2/12	5	0.82	5.82
▶ 800m	18	Keira WOOD	SO	2:16.62	3/2/12	0.7	0.15	0.85
▶ 800m	27	Allison HOH	JR	2:17.48	3/2/12	0.15	0.00	0.15
▶ 5000m	19	Marissa LIBERATI	SR	17:43.33	3/2/12	0.6	0.15	0.75
▶ DMR	17			12:10.45	3/2/12	0.3	0.00	0.30
Team Total								7.90

64



Augsburg

Minnesota Intercollegiate Athletic Conference

▼ 2

Event	Scrd As	Athlete	Yr	Scored Mark	Date	Pl. Pts.	Bonus	TOTAL
Scored bests come from PRE-SEASON DATA								
▶ 60m	8	Ashley CARNEY	SR	7.74	3/1/12	7	0.78	7.78
Team Total								7.78

64



Gwynedd-Mercy

Colonial States Athletic Conference

▲ 39

Event	Scrd As	Athlete	Yr	Scored Mark	Date	Pl. Pts.	Bonus	TOTAL
Scored bests come from CURRENT season								
▶ 60m	8	Zakiyyah RICHARDSON	FR	7.74	1/19/13	7	0.78	7.78
Team Total								7.78

66



St. Scholastica

Upper Midwest Athletic Conference

▲ 10

Event	Scrd As	Athlete	Yr	Scored Mark	Date	Pl. Pts.	Bonus	TOTAL
Scored bests come from CURRENT season								
▶ SP	12	Becky HUBERTY	JR	13.23m	43-5	1/18/13	3	0.21 3.21
Scored bests come from PRE-SEASON DATA								
▶ 400m	22	Laurel OHAJU	SO	58.77	2/18/12	0.4	0.00	0.40
▶ H60m	25	Maggie BAIR	JR	9.12	1/28/12	0.25	0.00	0.25
▶ TJ	14	Rachel MILLER	SR	11.44m	37-6½	2/10/12	1.5	0.24 1.74
▶ WT	15	Becky HUBERTY	JR	16.31m	53-6¼	2/25/12	1	0.14 1.14
▶ PENT	24	Tracy PERISH	JR	2,989	1/13/12	0.3	0.00	0.30
Team Total								7.04

67



Coe

Iowa Intercollegiate Athletic Conference

▼ 46

Event	Scrd As	Athlete	Yr	Scored Mark	Date	Pl. Pts.	Bonus	TOTAL
Scored bests come from PRE-SEASON DATA								
▶ 4x400	6			3:53.79	3/10/12	6	1.04	7.04
Team Total								7.04

68



Texas Lutheran

American Southwest Conference

▼ 5

Event	Scrd As	Athlete	Yr	Scored Mark	Date	Pl. Pts.	Bonus	TOTAL
Scored bests come from PRE-SEASON DATA								
▶ PV	9	Ligia BOLIVAR	SR	3.65m	11-11¼	2/4/12	6	0.71 6.71
Team Total								6.71

"Scrd As", short for "Scored As", Standing used for place points portion of performance's score combining preseason data (when applied) to current season data

Numbers in BLACK are both the performance's actual NCAA rank AND "scored as" rank Numbers in RED indicate actual NCAA rank does not exist or is worse than "scored as" rank Numbers in BLUE indicate actual NCAA rank is better than "scored as" rank

USTFCCCA Non-Member

Non-Member Schools Will NOT be ranked, beginning Week 2



USTFCCCA NCAA Division III National Team Rankings

2013 Indoor Track & Field, Week #1

as of 1/21/2013 8:51:21 PM

D denotes multiple-event rule in affect
Only those who score >0.01 pts are shown

WOMEN

69



Colby

New England Small College Athletic Conference

▼ 4

Event	Scrd As	Athlete	Yr	Scored Mark	Date	Pl. Pts.	Bonus	TOTAL	
Scored bests come from CURRENT season									
▶ 5000m	30	Catherine MCCLURE	FR	17:55.41	1/18/13	0.02	0.00	0.02	
Scored bests come from PRE-SEASON DATA									
▶ 60m	16	Annabelle HICKS	JR	7.79	3/2/12	0.9	0.38	1.28	
▶ 5000m	15	Eva LAUER	SO	17:38.40	2/17/12	1	0.28	1.28	
▶ 5000m	18	Berol DEWDNEY	SR	17:42.78	2/17/12	0.7	0.17	0.87	
▶ H60m	13	Brittany REARDON	JR	8.99	3/2/12	2	0.33	2.33	
▶ PV	17	Brittany REARDON	JR	3.53m	11-7	2/11/12	0.8	0.07	0.87
Team Total								6.66	

70



Worcester State

Massachusetts State Collegiate Athletic Conference

▼ 9

Event	Scrd As	Athlete	Yr	Scored Mark	Date	Pl. Pts.	Bonus	TOTAL
Scored bests come from PRE-SEASON DATA								
▶ 60m	14	Brianna WISE	SR	7.78	2/17/12	1.5	0.46	1.96
▶ 60m	19	Christy DEININGER	JR	7.81	3/2/12	0.6	0.22	0.82
▶ H60m	12	Christy DEININGER	JR	8.94	2/17/12	3	0.49	3.49
Team Total								6.27

71



Carroll (Wis.)

Midwest Conference

▼ 1

Event	Scrd As	Athlete	Yr	Scored Mark	Date	Pl. Pts.	Bonus	TOTAL
Scored bests come from PRE-SEASON DATA								
▶ 400m	25	Lindsay GRUENKE	SR	58.84	2/24/12	0.25	0.00	0.25
▶ 5000m	10	Megan O'GRADY	SR	17:28.35	2/24/12	5	0.76	5.76
Team Total								6.01

72



UW-Eau Claire

Wisconsin Intercollegiate Athletic Conference

▼ 1

Event	Scrd As	Athlete	Yr	Scored Mark	Date	Pl. Pts.	Bonus	TOTAL
Scored bests come from PRE-SEASON DATA								
▶ Mile	21	Steph SJOSTROM	SR	5:03.66	3/3/12	0.45	0.09	0.54
▶ H60m	22	Erin SCHOENFELDER	SR	9.09	2/24/12	0.4	0.03	0.43
▶ 4x400	7			3:54.86	3/10/12	4	0.73	4.73
Team Total								5.70

73



Calvin

Michigan Intercollegiate Athletic Association

▲ 1

Event	Scrd As	Athlete	Yr	Scored Mark	Date	Pl. Pts.	Bonus	TOTAL
Scored bests come from PRE-SEASON DATA								
▶ Mile	22	Jodi HOEKSTRA	SR	5:04.52	2/25/12	0.4	0.00	0.40
▶ 5000m	11	Jodi HOEKSTRA	SR	17:29.55	2/10/12	4	0.70	4.70
▶ 5000m	27	Nicole MICHMERHUIZEN	JR	17:51.50	3/1/12	0.15	0.00	0.15
Team Total								5.25

74



Elizabethtown

Middle Atlantic Conferences

▼ 10

Event	Scrd As	Athlete	Yr	Scored Mark	Date	Pl. Pts.	Bonus	TOTAL	
Scored bests come from PRE-SEASON DATA									
▶ 5000m	13	Traci TEMPONE	JR	17:34.91	3/2/12	2	0.41	2.41	
▶ LJ	13	Jenna NIEDERMAYER	SR	5.53m	18-14	2/24/12	2	0.27	2.27
▶ TJ	22	Jenna NIEDERMAYER	SR	11.30m	37-1	2/24/12	0.4	0.02	0.42
Team Total								5.10	

75



Stevens

Empire 8 Athletic Conference

▼ 3

Event	Scrd As	Athlete	Yr	Scored Mark	Date	Pl. Pts.	Bonus	TOTAL	
Scored bests come from CURRENT season									
▶ 5000m	25	Amy REGAN	FR	17:50.36	12/9/12	0.25	0.00	0.25	
▶ WT	11	Alina DURAN	SR	16.81m	55-2	1/11/13	4	0.58	4.58
Team Total								4.83	

76



Rowan

New Jersey Athletic Conference

▲ 4

Event	Scrd As	Athlete	Yr	Scored Mark	Date	Pl. Pts.	Bonus	TOTAL
Scored bests come from CURRENT season								
▶ Mile	24	Vanessa WRIGHT	JR	5:04.91	1/18/13	0.3	0.00	0.30
▶ H60m	29	Jamie THOMPSON	JR	9.14	1/18/13	0.05	0.00	0.05
Scored bests come from PRE-SEASON DATA								
▶ DMR	8			11:55.14	3/10/12	3	1.19	4.19
Team Total								4.54

"Scrd As", short for "Scored As", Standing used for place points portion of performance's score combining preseason data (when applied) to current season data

Numbers in BLACK are both the performance's actual NCAA rank AND "scored as" rank Numbers in RED indicate actual NCAA rank does not exist or is worse than "scored as" rank Numbers in BLUE indicate actual NCAA rank is better than "scored as" rank

USTFCCCA Non-Member

Non-Member Schools Will NOT be ranked, beginning Week 2



USTFCCCA NCAA Division III National Team Rankings

2013 Indoor Track & Field, Week #1

as of 1/21/2013 8:51:22 PM

D denotes multiple-event rule in affect
Only those who score >0.01 pts are shown

WOMEN

77



Wesleyan (Conn.)

unch

New England Small College Athletic Conference

Event	Scrd As	Athlete	Yr	Scored Mark	Date	Pl. Pts.	Bonus	TOTAL
Scored bests come from CURRENT season								
▶ SP	29	SIERRA LIVIOUS	JR	12.85m	42-2	12/1/12	0.05	0.00 0.05
Scored bests come from PRE-SEASON DATA								
▶ PENT	11	SIERRA LIVIOUS	JR	3,157		2/24/12	4	0.33 4.33
Team Total								4.38

78



Rhode Island College

▲ 9

Little East Conference

Event	Scrd As	Athlete	Yr	Scored Mark	Date	Pl. Pts.	Bonus	TOTAL
Scored bests come from CURRENT season								
▶ 60m	28	Jaimee DORSEY	FR	7.86c	7.30(55)	1/5/13	0.1	0.00 0.10
▶ 400m	17	Jaimee DORSEY	FR	58.29		1/19/13	0.8	0.26 1.06
Scored bests come from PRE-SEASON DATA								
▶ 400m	13	Daria BRAYBOY	SO	58.13		3/2/12	2	0.35 2.35
▶ WT	19	Kadijha JOHNSON	SO	15.88m	52-1½	2/11/12	0.6	0.00 0.60
Team Total								4.11

79



SUNY Plattsburgh

▲ 2

State University of New York Athletic Conference

Event	Scrd As	Athlete	Yr	Scored Mark	Date	Pl. Pts.	Bonus	TOTAL
Scored bests come from PRE-SEASON DATA								
▶ 5000m	12	Stefanie BRAUN	SR	17:31.44		2/10/12	3	0.59 3.59
▶ 5000m	26	Kelley DRISCOLL	JR	17:50.61		2/26/12	0.2	0.00 0.20
Team Total								3.79

80



Oberlin

▲ 2

North Coast Athletic Conference

Event	Scrd As	Athlete	Yr	Scored Mark	Date	Pl. Pts.	Bonus	TOTAL
Scored bests come from PRE-SEASON DATA								
▶ Mile	12	Molly MARTORELLA	JR	4:59.67		2/10/12	3	0.70 3.70
Team Total								3.70

81



Lebanon Valley

▼ 8

Middle Atlantic Conferences

Event	Scrd As	Athlete	Yr	Scored Mark	Date	Pl. Pts.	Bonus	TOTAL
Scored bests come from PRE-SEASON DATA								
▶ LJ	12	Allisha FARRELL	SR	5.55m	18-2½	2/24/12	3	0.35 3.35
Team Total								3.35

82



Bridgewater (Va.)

▼ 4

Old Dominion Athletic Conference

Event	Scrd As	Athlete	Yr	Scored Mark	Date	Pl. Pts.	Bonus	TOTAL
Scored bests come from PRE-SEASON DATA								
▶ TJ	12	Jordan PITCHFORD	SO	11.50m	37-8½	3/3/12	3	0.33 3.33
Team Total								3.33

83



Delaware Valley

unch

Middle Atlantic Conferences

Event	Scrd As	Athlete	Yr	Scored Mark	Date	Pl. Pts.	Bonus	TOTAL
Scored bests come from PRE-SEASON DATA								
▶ PENT	12	Alexis MAYLOR	JR	3,142		3/2/12	3	0.24 3.24
Team Total								3.24

84



TCNJ

▲ 4

New Jersey Athletic Conference

Event	Scrd As	Athlete	Yr	Scored Mark	Date	Pl. Pts.	Bonus	TOTAL
Scored bests come from CURRENT season								
▶ HJ	19	Brigit ROEMER	JR	1.65m	5-5	1/19/13	0.6	0.00 0.60
Scored bests come from PRE-SEASON DATA								
▶ 5000m	21	Megan FLYNN	JR	17:44.26		2/10/12	0.45	0.13 0.58
▶ 5000m	22	Cathy GONCALVES	SR	17:45.67		2/10/12	0.4	0.09 0.49
▶ DMR	12			12:04.84		3/2/12	0.8	0.11 0.91
▶ LJ	24	Erica ROBERTS	JR	5.44m	17-10½	2/4/12	0.3	0.00 0.30
Team Total								2.88

"Scrd As", short for "Scored As", Standing used for place points portion of performance's score combining preseason data (when applied) to current season data

Numbers in BLACK are both the performance's actual NCAA rank AND "scored as" rank Numbers in RED indicate actual NCAA rank does not exist or is worse than "scored as" rank Numbers in BLUE indicate actual NCAA rank is better than "scored as" rank

USTFCCCA Non-Member

Non-Member Schools Will NOT be ranked, beginning Week 2



USTFCCCA NCAA Division III National Team Rankings

2013 Indoor Track & Field, Week #1

as of 1/21/2013 8:51:22 PM

D denotes multiple-event rule in affect
Only those who score >0.01 pts are shown

WOMEN

85



Carleton

Minnesota Intercollegiate Athletic Conference

unch

Event	Scrd As	Athlete	Yr	Scored Mark	Date	Pl. Pts.	Bonus	TOTAL
Scored bests come from PRE-SEASON DATA								
400m	15	Ellie WILSON	SO	58.19	2/25/12	1	0.32	1.32
DMR	11			12:00.05	2/18/12	0.9	0.52	1.42
Team Total								2.74

86



George Fox

Northwest Conference

▼ 7

Event	Scrd As	Athlete	Yr	Scored Mark	Date	Pl. Pts.	Bonus	TOTAL
Scored bests come from PRE-SEASON DATA								
H60m	17	Alexis ARNOLD	JR	9.06	3/3/12	0.8	0.12	0.92
LJ	14	Emily DAVISON	SR	5.52m	2/4/12	1.5	0.23	1.73
Team Total								2.65

87



Augustana (Ill.)

College Conference of Illinois & Wisconsin

▼ 3

Event	Scrd As	Athlete	Yr	Scored Mark	Date	Pl. Pts.	Bonus	TOTAL
Scored bests come from PRE-SEASON DATA								
Mile	16	Sarahbeth JONES	SR	5:01.91	2/24/12	0.9	0.27	1.17
PV	15	Taelar HILLIER	JR	3.55m	2/16/12	1	0.17	1.17
Team Total								2.34

88



Linfield

Northwest Conference

▼ 13

Event	Scrd As	Athlete	Yr	Scored Mark	Date	Pl. Pts.	Bonus	TOTAL
Scored bests come from PRE-SEASON DATA								
SP	13	Anna LABEAUME	JR	13.20m	3/3/12	2	0.17	2.17
Team Total								2.17

89



Carthage

College Conference of Illinois & Wisconsin

▲ 9

Event	Scrd As	Athlete	Yr	Scored Mark	Date	Pl. Pts.	Bonus	TOTAL
Scored bests come from PRE-SEASON DATA								
400m	14	Patti LAUFENBERG	JR	58.18	2/24/12	1.5	0.32	1.82
4x400	18			3:58.69	2/24/12	0.2	0.00	0.20
PENT	28	Courtney CONRAD	SR	2,952	2/24/12	0.1	0.00	0.10
Team Total								2.12

90



Utica

Empire 8 Athletic Conference

unch

Event	Scrd As	Athlete	Yr	Scored Mark		Date	Pl. Pts.	Bonus	TOTAL
Scored bests come from CURRENT season									
▶ TJ	30	Sarah WIATR	FR	11.20m	36-9	1/12/13	0.02	0.00	0.02
Scored bests come from PRE-SEASON DATA									
▶ 60m	25	Lauren DELUDE	SO	7.84		2/24/12	0.25	0.07	0.32
▶ H60m	18	Jess CIRAULO	JR	9.08		3/2/12	0.7	0.06	0.76
▶ LJ	17	Lauren DELUDE	SO	5.48m	17-11½	2/11/12	0.8	0.06	0.86
Team Total									1.97

91



Alfred

Empire 8 Athletic Conference

▼ 2

Event	Scrd As	Athlete	Yr	Scored Mark		Date	Pl. Pts.	Bonus	TOTAL
Scored bests come from PRE-SEASON DATA									
▶ HJ	29	Rebecca GRAUDONS	JR	1.63m	5-4½	1/28/12	0.05	0.00	0.05
▶ PV	14	Rebecca GRAUDONS	JR	3.58m	11-9	2/24/12	1.5	0.30	1.80
Team Total									1.85

92



Christopher Newport

USA South Athletic Conference

▼ 1

Event	Scrd As	Athlete	Yr	Scored Mark	Date	Pl. Pts.	Bonus	TOTAL	
Scored bests come from PRE-SEASON DATA									
► HJ	14	Jenna ELLIOTT	JR	1.67m	5-5½	1/27/12	1.5	0.32	1.82
Team Total									1.82

"Scrd As", short for "Scored As", Standing used for place points portion of performance's score combining preseason data (when applied) to current season data

Numbers in BLACK are both the performance's actual NCAA rank AND "scored as" rank Numbers in RED indicate actual NCAA rank does not exist or is worse than "scored as" rank Numbers in BLUE indicate actual NCAA rank is better than "scored as" rank

USTFCCCA Non-Member

Non-Member Schools Will NOT be ranked, beginning Week 2



USTFCCCA NCAA Division III National Team Rankings

2013 Indoor Track & Field, Week #1

as of 1/21/2013 8:51:23 PM

D denotes multiple-event rule in affect
Only those who score >0.01 pts are shown

WOMEN

92



York (Pa.)

Capital Athletic Conference

▼ 1

Event	Scrd As	Athlete	Yr	Scored Mark	Date	Pl. Pts.	Bonus	TOTAL
Scored bests come from PRE-SEASON DATA								
HJ	14	Laura ROWLANDS	JR	1.67m	5-5½	2/19/12	1.5	0.32 1.82
Team Total								1.82

94



Brockport

State University of New York Athletic Conference

▼ 8

Event	Scrd As	Athlete	Yr	Scored Mark	Date	Pl. Pts.	Bonus	TOTAL
Scored bests come from CURRENT season								
SP	27	Nicole JONES	SR	12.89m	42-3½	12/8/12	0.15	0.00 0.15
WT	14	Nicole JONES	SR	16.32m	53-6½	12/8/12	1.5	0.15 1.65
Team Total								1.80

95



Marietta

Ohio Athletic Conference

▼ 2

Event	Scrd As	Athlete	Yr	Scored Mark	Date	Pl. Pts.	Bonus	TOTAL
Scored bests come from CURRENT season								
60m	16	Alexandria ALLEN	FR	7.79c	7.23(55)	12/1/12	0.9	0.38 1.28
Scored bests come from PRE-SEASON DATA								
TJ	26	Kristeva ROWE	SR	11.25m	36-11	2/24/12	0.2	0.00 0.20
Team Total								1.48

96



Muhlenberg

Centennial Conference

▲ 1

Event	Scrd As	Athlete	Yr	Scored Mark	Date	Pl. Pts.	Bonus	TOTAL
Scored bests come from PRE-SEASON DATA								
Mile	19	Samantha MAYDEN	SR	5:03.36		3/2/12	0.6	0.12 0.72
DMR	13			12:05.64		3/2/12	0.7	0.06 0.76
Team Total								1.48

97



Bethel (Minn.)

Minnesota Intercollegiate Athletic Conference

▼ 3

Event	Scrd As	Athlete	Yr	Scored Mark	Date	Pl. Pts.	Bonus	TOTAL
Scored bests come from PRE-SEASON DATA								
60m	21	Ashley MAGELSEN	JR	7.83		3/1/12	0.45	0.11 0.56
HJ	17	Stephanie SKOOG	JR	1.66m	5-5½	3/1/12	0.8	0.09 0.89
Team Total								1.45

98



Swarthmore

Centennial Conference

▲ 6

Event	Scrd As	Athlete	Yr	Scored Mark	Date	Pl. Pts.	Bonus	TOTAL
Scored bests come from CURRENT season								
Mile	26	Rebecca HAMMOND	SR	5:05.45cb	5:02.46	1/19/13	0.2	0.00 0.20
Scored bests come from PRE-SEASON DATA								
800m	16	Rebecca HAMMOND	SR	2:16.08		3/10/12	0.9	0.26 1.16
Team Total								1.36

99



NYU

University Athletic Association

▲ 7

Event	Scrd As	Athlete	Yr	Scored Mark	Date	Pl. Pts.	Bonus	TOTAL
Scored bests come from PRE-SEASON DATA								
400m	16	Marion BURNS	SR	58.28		2/18/12	0.9	0.27 1.17
Team Total								1.17

100



Westminster (Pa.)

Presidents' Athletic Conference

▼ 4

Event	Scrd As	Athlete	Yr	Scored Mark	Date	Pl. Pts.	Bonus	TOTAL
Scored bests come from CURRENT season								
PV	15	Marissa KALSEY	FR	3.55m	11-7½	12/1/12	1	0.17 1.17
Team Total								1.17

101



St. Norbert

Midwest Conference

▲ 4

Event	Scrd As	Athlete	Yr	Scored Mark	Date	Pl. Pts.	Bonus	TOTAL
Scored bests come from PRE-SEASON DATA								
5000m	17	Mackenzie WEBER	SO	17:39.32		2/24/12	0.8	0.26 1.06
Team Total								1.06

"Scrd As", short for "Scored As", Standing used for place points portion of performance's score combining preseason data (when applied) to current season data

Numbers in BLACK are both the performance's actual NCAA rank AND "scored as" rank Numbers in RED indicate actual NCAA rank does not exist or is worse than "scored as" rank Numbers in BLUE indicate actual NCAA rank is better than "scored as" rank

USTFCCCA Non-Member

Non-Member Schools Will NOT be ranked, beginning Week 2



USTFCCCA NCAA Division III National Team Rankings

2013 Indoor Track & Field, Week #1

as of 1/21/2013 8:51:23 PM

D denotes multiple-event rule in affect
Only those who score >0.01 pts are shown

WOMEN

102



Grinnell

Midwest Conference

▼ 1

Event	Scrd As	Athlete	Yr	Scored Mark	Date	Pl. Pts.	Bonus	TOTAL
Scored bests come from PRE-SEASON DATA								
800m	25	Sarah BURNELL	JR	2:17.07	3/3/12	0.25	0.07	0.32
TJ	18	Eloise MILLER	SO	11.31m 37-1½	3/3/12	0.7	0.04	0.74
Team Total								1.05

103



Springfield (Mass.)

New England Women's & Men's Athletic Conferen

▼ 3

Event	Scrd As	Athlete	Yr	Scored Mark	Date	Pl. Pts.	Bonus	TOTAL
Scored bests come from CURRENT season								
800m	22	Gabriella GAUDREAU	JR	2:16.87cb 2:15.31	12/8/12	0.4	0.11	0.51
TJ	22	Amanda MARTIN	SO	11.30m 37-1	12/8/12	0.4	0.02	0.42
Scored bests come from PRE-SEASON DATA								
4x400	19			3:58.94	2/24/12	0.1	0.00	0.10
Team Total								1.03

104



Trinity (Conn.)

New England Small College Athletic Conference

▼ 9

Event	Scrd As	Athlete	Yr	Scored Mark	Date	Pl. Pts.	Bonus	TOTAL
Scored bests come from PRE-SEASON DATA								
TJ	16	Jenna WILBORNE	SO	11.35m 37-3	2/17/12	0.9	0.10	1.00
Team Total								1.00

105



Central (Iowa)

Iowa Intercollegiate Athletic Conference

▼ 6

Event	Scrd As	Athlete	Yr	Scored Mark	Date	Pl. Pts.	Bonus	TOTAL
Scored bests come from CURRENT season								
60m	26	Felicia COLEMAN	SR	7.85	12/7/12	0.2	0.03	0.23
Scored bests come from PRE-SEASON DATA								
SP	18	Bryanna PIERCE	SO	13.09m 42-11½	2/24/12	0.7	0.05	0.75
Team Total								0.98

106



Wooster

North Coast Athletic Conference

▼ 4

Event	Scrd As	Athlete	Yr	Scored Mark	Date	Pl. Pts.	Bonus	TOTAL
Scored bests come from PRE-SEASON DATA								
HJ	17	Abena BOAMAH-ACHEAMPONG	SR	1.66m 5-5½	2/11/12	0.8	0.09	0.89
Team Total								0.89

107



Denison

North Coast Athletic Conference

▲ 1

Event	Scrd As	Athlete	Yr	Scored Mark	Date	Pl. Pts.	Bonus	TOTAL
Scored bests come from PRE-SEASON DATA								
60m	19	Tiffany DAVIS	JR	7.81	2/24/12	0.6	0.22	0.82
Team Total								0.82

108



Messiah

Middle Atlantic Conferences

▲ 2

Event	Scrd As	Athlete	Yr	Scored Mark	Date	Pl. Pts.	Bonus	TOTAL
Scored bests come from PRE-SEASON DATA								
H60m	18	Liz MARTIN	JR	9.08	2/24/12	0.7	0.06	0.76
Team Total								0.76

108



Ursinus

Centennial Conference

▲ 2

Event	Scrd As	Athlete	Yr	Scored Mark	Date	Pl. Pts.	Bonus	TOTAL
Scored bests come from CURRENT season								
H60m	18	Victoria GOODENOUGH	JR	9.08	12/7/12	0.7	0.06	0.76
Team Total								0.76

110



RPI

Liberty League

▲ 2

Event	Scrd As	Athlete	Yr	Scored Mark	Date	Pl. Pts.	Bonus	TOTAL
Scored bests come from PRE-SEASON DATA								
HJ	29	Cheryl TRAN	JR	1.63m 5-4½	2/24/12	0.05	0.00	0.05
WT	18	Ivy MUCHUMA	JR	15.90m 52-2	3/2/12	0.7	0.00	0.70
Team Total								0.75

"Scrd As", short for "Scored As", Standing used for place points portion of performance's score combining preseason data (when applied) to current season data

Numbers in BLACK are both the performance's actual NCAA rank AND "scored as" rank Numbers in RED indicate actual NCAA rank does not exist or is worse than "scored as" rank Numbers in BLUE indicate actual NCAA rank is better than "scored as" rank

USTFCCCA Non-Member

Non-Member Schools Will NOT be ranked, beginning Week 2



USTFCCCA NCAA Division III National Team Rankings

2013 Indoor Track & Field, Week #1

as of 1/21/2013 8:51:24 PM

D denotes multiple-event rule in affect
Only those who score >0.01 pts are shown

WOMEN

111

Rhodes
 Southern Athletic Association

▲ 2

Event	Scrd As	Athlete	Yr	Scored Mark	Date	Pl. Pts.	Bonus	TOTAL
Scored bests come from PRE-SEASON DATA								
4x400	14			3:56.87	3/1/12	0.6	0.15	0.75
Team Total								0.75

112

Houghton
 Empire 8 Athletic Conference

▲ 25

Event	Scrd As	Athlete	Yr	Scored Mark	Date	Pl. Pts.	Bonus	TOTAL
Scored bests come from CURRENT season								
TJ	18	Alyssa FIGEUROA	JR	11.31m	1/12/13	0.7	0.04	0.74
Team Total								0.74

113

Heidelberg
 Ohio Athletic Conference

▼ 6

Event	Scrd As	Athlete	Yr	Scored Mark	Date	Pl. Pts.	Bonus	TOTAL
Scored bests come from PRE-SEASON DATA								
LJ	19	Marian BEVINGTON	SR	5.47m	2/24/12	0.6	0.02	0.62
PENT	29	Marian BEVINGTON	SR	2,947	3/3/12	0.05	0.00	0.05
Team Total								0.67

114

Capital
 Ohio Athletic Conference

▼ 5

Event	Scrd As	Athlete	Yr	Scored Mark	Date	Pl. Pts.	Bonus	TOTAL
Scored bests come from PRE-SEASON DATA								
HJ	19	Emily SHEETS	SR	1.65m	2/3/12	0.6	0.00	0.60
Team Total								0.60

115

Haverford
 Centennial Conference

▲ 1

Event	Scrd As	Athlete	Yr	Scored Mark	Date	Pl. Pts.	Bonus	TOTAL
Scored bests come from PRE-SEASON DATA								
800m	21	Katie BALMER	SO	2:16.73	3/2/12	0.45	0.13	0.58
Team Total								0.58

116

Neumann
 Colonial States Athletic Conference

▲ 1

Event	Scrd As	Athlete	Yr	Scored Mark	Date	Pl. Pts.	Bonus	TOTAL
Scored bests come from PRE-SEASON DATA								
60m	21	Ciara HEATH	SO	7.83	2/19/12	0.45	0.11	0.56
Team Total								0.56

117

SUNY Oswego
 State University of New York Athletic Conference

▲ 1

Event	Scrd As	Athlete	Yr	Scored Mark	Date	Pl. Pts.	Bonus	TOTAL
Scored bests come from PRE-SEASON DATA								
PV	20	Brittany DALCAIS	SO	3.50m	2/26/12	0.5	0.00	0.50
Team Total								0.50

118

Misericordia
 Middle Atlantic Conferences

▼ 3

Event	Scrd As	Athlete	Yr	Scored Mark	Date	Pl. Pts.	Bonus	TOTAL
Scored bests come from PRE-SEASON DATA								
DMR	16			12:09.00	3/2/12	0.4	0.00	0.40
LJ	29	Jill DUNN	SR	5.41m	2/24/12	0.05	0.00	0.05
Team Total								0.45

119

Goucher
 Landmark Conference

▲ 1

Event	Scrd As	Athlete	Yr	Scored Mark	Date	Pl. Pts.	Bonus	TOTAL
Scored bests come from PRE-SEASON DATA								
H60m	22	Destiny PHILLIPS	SO	9.09	2/25/12	0.4	0.03	0.43
Team Total								0.43

120

Saint Mary's (Minn.)
 Minnesota Intercollegiate Athletic Conference

▼ 6

Event	Scrd As	Athlete	Yr	Scored Mark	Date	Pl. Pts.	Bonus	TOTAL
Scored bests come from PRE-SEASON DATA								
SP	22	Coco BOOKER	SR	12.98m	3/1/12	0.4	0.00	0.40
Team Total								0.40

"Scrd As", short for "Scored As", Standing used for place points portion of performance's score combining preseason data (when applied) to current season data

Numbers in BLACK are both the performance's actual NCAA rank AND "scored as" rank Numbers in RED indicate actual NCAA rank does not exist or is worse than "scored as" rank Numbers in BLUE indicate actual NCAA rank is better than "scored as" rank

USTFCCCA Non-Member Non-Member Schools Will NOT be ranked, beginning Week 2



USTFCCCA NCAA Division III National Team Rankings

2013 Indoor Track & Field, Week #1

as of 1/21/2013 8:51:24 PM

D denotes multiple-event rule in affect
Only those who score >0.01 pts are shown

WOMEN

121



Greenville

St. Louis Intercollegiate Athletic Conference

▲ 2

Event	Scrd As	Athlete	Yr	Scored Mark	Date	Pl. Pts.	Bonus	TOTAL
Scored bests come from PRE-SEASON DATA								
▶ WT	23	Kristen SCHUTTE	SR	15.67m	51-5	2/11/12	0.35	0.00 0.35
Team Total								0.35

122



Susquehanna

Landmark Conference

▼ 3

Event	Scrd As	Athlete	Yr	Scored Mark	Date	Pl. Pts.	Bonus	TOTAL
Scored bests come from PRE-SEASON DATA								
▶ TJ	24	Kristin STAM	SR	11.29m	37-¾	1/27/12	0.3	0.01 0.31
Team Total								0.31

123



Shenandoah

Old Dominion Athletic Conference

▲ 1

Event	Scrd As	Athlete	Yr	Scored Mark	Date	Pl. Pts.	Bonus	TOTAL
Scored bests come from PRE-SEASON DATA								
▶ WT	24	Amanda THEALL	SR	15.62m	51-3	2/17/12	0.3	0.00 0.30
Team Total								0.30

124



Farmingdale State

New Jersey Athletic Conference

▼ 3

Event	Scrd As	Athlete	Yr	Scored Mark	Date	Pl. Pts.	Bonus	TOTAL
Scored bests come from PRE-SEASON DATA								
▶ H60m	25	Victoria MANDAT	SR	9.12		3/2/12	0.25	0.00 0.25
▶ TJ	29	Druscilla DICKSON	SO	11.21m	36-9½	1/20/12	0.05	0.00 0.05
Team Total								0.30

125



Gustavus Adolphus

Minnesota Intercollegiate Athletic Conference

▼ 3

Event	Scrd As	Athlete	Yr	Scored Mark	Date	Pl. Pts.	Bonus	TOTAL
Scored bests come from PRE-SEASON DATA								
▶ PV	25	Allyson VOSS	SR	3.45m	11-3¾	2/24/12	0.25	0.00 0.25
Team Total								0.25

126



Westfield State

Massachusetts State Collegiate Athletic Conference

▲ 1

Event	Scrd As	Athlete	Yr	Scored Mark	Date	Pl. Pts.	Bonus	TOTAL
Scored bests come from CURRENT season								
▶ 60m	26	Targie GERVAIS	SO	7.85c	7.29(55)	12/8/12	0.2	0.03 0.23
Team Total								0.23

127



Coast Guard

New England Women's & Men's Athletic Conferen

▲ 2

Event	Scrd As	Athlete	Yr	Scored Mark	Date	Pl. Pts.	Bonus	TOTAL
Scored bests come from PRE-SEASON DATA								
▶ PENT	26	Abigail BISHOP	JR	2,983		2/17/12	0.2	0.00 0.20
Team Total								0.20

127



Juniata

Landmark Conference

▼ 3

Event	Scrd As	Athlete	Yr	Scored Mark	Date	Pl. Pts.	Bonus	TOTAL
Scored bests come from PRE-SEASON DATA								
▶ HJ	26	Angela SHAFFER	SR	1.64m	5-4½	3/3/12	0.2	0.00 0.20
Team Total								0.20

127



Lynchburg

Old Dominion Athletic Conference

▼ 3

Event	Scrd As	Athlete	Yr	Scored Mark	Date	Pl. Pts.	Bonus	TOTAL
Scored bests come from PRE-SEASON DATA								
▶ LJ	26	LaCear HUBBARD	SR	5.42m	17-9½	2/18/12	0.2	0.00 0.20
Team Total								0.20

130



CCNY

City University of New York Athletic Conference

▲ 1

Event	Scrd As	Athlete	Yr	Scored Mark	Date	Pl. Pts.	Bonus	TOTAL
Scored bests come from PRE-SEASON DATA								
▶ PENT	27	Ramatulai BAH	JR	2,959		3/2/12	0.15	0.00 0.15
Team Total								0.15

"Scrd As", short for "Scored As", Standing used for place points portion of performance's score combining preseason data (when applied) to current season data

Numbers in BLACK are both the performance's actual NCAA rank AND "scored as" rank Numbers in RED indicate actual NCAA rank does not exist or is worse than "scored as" rank Numbers in BLUE indicate actual NCAA rank is better than "scored as" rank

USTFCCCA Non-Member

Non-Member Schools Will NOT be ranked, beginning Week 2



USTFCCCA NCAA Division III National Team Rankings

2013 Indoor Track & Field, Week #1

as of 1/21/2013 8:51:25 PM

D denotes multiple-event rule in affect
Only those who score >0.01 pts are shown

WOMEN

130



UMass Dartmouth

Little East Conference

▲ 7

Event	Scrd As	Athlete	Yr	Scored Mark	Date	Pl. Pts.	Bonus	TOTAL
Scored bests come from CURRENT season								
▶ WT	27	Krista CHAUVIN	JR	15.45m	1/12/13	0.15	0.00	0.15
Team Total								0.15

132



Stevenson

Middle Atlantic Conferences

▲ 1

Event	Scrd As	Athlete	Yr	Scored Mark	Date	Pl. Pts.	Bonus	TOTAL
Scored bests come from PRE-SEASON DATA								
▶ 60m	28	Julie EGONU	JR	7.86	12/10/11	0.1	0.00	0.10
Team Total								0.10

133



Alma

Michigan Intercollegiate Athletic Association

▼ 5

Event	Scrd As	Athlete	Yr	Scored Mark	Date	Pl. Pts.	Bonus	TOTAL
Scored bests come from PRE-SEASON DATA								
▶ PV	29	Abby WITHAM	SR	3.40m	1/27/12	0.05	0.00	0.05
Team Total								0.05

133



Anderson (Ind.)

Heartland Collegiate Athletic Conference

▲ 1

Event	Scrd As	Athlete	Yr	Scored Mark	Date	Pl. Pts.	Bonus	TOTAL
Scored bests come from PRE-SEASON DATA								
▶ H60m	29	Alex FRISKE	JR	9.14	3/1/12	0.05	0.00	0.05
Team Total								0.05

133



Dubuque

Iowa Intercollegiate Athletic Conference

Event	Scrd As	Athlete	Yr	Scored Mark	Date	Pl. Pts.	Bonus	TOTAL
Scored bests come from CURRENT season								
▶ HJ	29	Alexis HIGGINS	FR	1.63m	1/12/13	0.05	0.00	0.05
Team Total								0.05

133



Nazareth

Empire 8 Athletic Conference

▲ 4

Event	Scrd As	Athlete	Yr	Scored Mark	Date	Pl. Pts.	Bonus	TOTAL
Scored bests come from CURRENT season								
▶ LJ	29	Taylor PIERSON	FR	5.41m	1/12/13	0.05	0.00	0.05
Team Total								0.05

133



Principia

St. Louis Intercollegiate Athletic Conference

▼ 2

Event	Scrd As	Athlete	Yr	Scored Mark	Date	Pl. Pts.	Bonus	TOTAL
Scored bests come from PRE-SEASON DATA								
▶ HJ	29	Tess ROUNTREE	SO	1.63m	3/1/12	0.05	0.00	0.05
Team Total								0.05

133



Smith

New England Women's & Men's Athletic Conferen

▲ 4

Event	Scrd As	Athlete	Yr	Scored Mark	Date	Pl. Pts.	Bonus	TOTAL
Scored bests come from CURRENT season								
▶ HJ	29	Maya RITTMANIC	JR	1.63m	1/12/13	0.05	0.00	0.05
Team Total								0.05

139



Widener

Middle Atlantic Conferences

▼ 10

Event	Scrd As	Athlete	Yr	Scored Mark	Date	Pl. Pts.	Bonus	TOTAL
Scored bests come from PRE-SEASON DATA								
▶ SP	30	Erica SZPYNDA	JR	12.78m	3/2/12	0.02	0.00	0.02
Team Total								0.02

"Scrd As", short for "Scored As", Standing used for place points portion of performance's score combining preseason data (when applied) to current season data

Numbers in BLACK are both the performance's actual NCAA rank AND "scored as" rank Numbers in RED indicate actual NCAA rank does not exist or is worse than "scored as" rank Numbers in BLUE indicate actual NCAA rank is better than "scored as" rank

USTFCCCA Non-Member

Non-Member Schools Will NOT be ranked, beginning Week 2